


Appendix N

Los Angeles Police Department Letter

LOS ANGELES POLICE DEPARTMENT



MICHEL R. MOORE
Chief of Police

ERIC GARCETTI
Mayor

P. O. Box 30158
Los Angeles, CA 90030
Telephone: (213) 486-6000
TDD: (877) 275-5273
Ref #:1.18.2

RECEIVED
CITY OF LOS ANGELES

SEP 08 2020

**MAJOR PROJECTS
UNIT**

August 17, 2020

Rey Fukuda
Department of City Planning
Major Projects Sections
200 N. Spring Street, Room 525
Los Angeles, CA 90012-4801

Dear Rey Fukuda:

[ENV-0000-0000-EAF]

The proposed, "1360 N. Vine Street Project," is located at 1360 N. Vine Street, Los Angeles, CA., 90028. This location is in Reporting District 0666. This "RD" falls within the geographical boundaries of the Los Angeles Police Department's Hollywood Division. A project of this size could have a minor impact on police services within Hollywood Division's Community area. The Department is available to advise you on crime prevention features appropriate for the design of the property in this project. The Department strongly recommends that the developers contact, Community Outreach and Development Division's, Crime Prevention Through Environmental Design Officer (CPTED), James Nichols at e-mail address: CPTED@lapd.online.

Upon completion of the project, you are encouraged to provide the Commanding Officer of Hollywood Community Police Station with a diagram copy of each portion of the property. Hollywood Community Police Station's Commanding Officer is Captain III Steven Lurie. Hollywood Division is located at 1358 North Wilcox Avenue, Los Angeles CA., 90028 (RD 0666). Captain Lurie's phone number is (213) 972-2900. The diagram should include access routes and any additional information that might facilitate police response.

Should you have any further questions, please contact Officer James Nichols at the LAPD Community Outreach and Development Division, (213) 486-6000.

Respectfully,

MICHEL R. MOORE
Chief of Police


AARON C. PONCE, Captain
Commanding Officer
Community Outreach and Development Division

Enclosure

The following report was prepared for the “1360 N. Vine Street Project”:

Distance and Times:

The “1360 N. Street Project” (APN: 0000-000-000), located at 1360 N. Vine Street Los Angeles CA., 90028. The proposed Project depicts to develop a 81,050 square foot, mixed use building within the Hollywood Community, located in the City of Los Angeles.

This project is approximately 0.3 miles at 2 minutes from the Hollywood Community Police Station. This time and distance was calculated from a departure point starting from the Hollywood Community Police Station. These arrival times were also configured utilizing some traffic delays, but estimated times of arrival can vary depending on divisional call load, traffic delays and types of calls.

The Reporting District for Hollywood Community Police Station is RD 0666. Their phone number is (213) 972-2971.

Divisional Geographics / Demographics:

Hollywood Community Police Station’s Geographical Patrol Area is approximately 13.34 square miles and consists of 35 Reporting Districts. The service boundaries for Hollywood Area are as follows:

To the **West** is North La Brea Avenue, Romaine Street, Los Angeles County - West Hollywood Boundary, Fountain Avenue, North Fairfax Avenue, Los Angeles County - West Hollywood Boundary, Ozeta Terrace, North Clark Street, Ozeta Terrace, Los Angeles County - West Hollywood Boundary (land only delineation, no streets), City of Beverly Hills Boundary (land only delineation, no streets), Briarcrest Road and Los Angeles Police Department’s – West Los Angeles Division Boundary.

To the **North** is Mulholland Drive, U.S. 101 Hollywood Freeway, Barham Boulevard and Los Angeles Police Department’s North Hollywood Division Boundary.

To the **East** is Los Angeles Police Department’s Northeast Division Boundary (land only delineation, no streets), Fern Dell Drive, Los Feliz Boulevard, Western Avenue, Franklin Avenue and Normandie Avenue.

To the **South** is Melrose Avenue, Soward Street and Willoughby Avenue.

The proposed “1360 N. Vine Street Project”, is located in **RD 0666**. The boundaries for **RD 0666** are as follows:

To the **West** is Seward Street

To the **North** is Sunset Boulevard.

To the **East** is Gower Street.

To the **South** is Santa Monica Boulevard.

Hollywood Division has approximately 387 sworn personnel and 15 civilian support staff. Hollywood Division is a culturally diverse community with a residential population of over 165,000 people. The officer to resident ratio is 1 officer to every 426.4 residents (426.4:1) for a 13.34 square mile area. This population amount does not reflect citizens from outside the area visiting local businesses, churches, residences and educational institutions.

Additionally, department wide, the Los Angeles Police Department currently has 9,992 sworn personnel and 3,178 civilian employees. These city police employees cater to a city population of approximately 3,979,576. This population amount is current as of May 21st 2020 (according to LAPDonline.org and the 2010-2018 American Community Survey). Additionally, this amount does not include non-residents, but only reflects those individuals that responded to the 2010 Census. This population also equates to a resident to officer ratio of 398.3 residents for every 1 officer (398.3:1). 3,979,576 depicts a firm registered value of the population, for the City of Los Angeles. However, this number can also be fluid.

The ethnic break down of The City of Los Angeles, according to the 2010-2018 American Community Survey, is:

- 48.5% Hispanic / Latino
- 28.7% White (Non-Hispanic / Latino)
- 11.3% Asian
- 9.6% Black / African American
- 0.9% Native American
- 1% Other

Divisional Support and Communication:

There are many specialized support units, divisions and services available to Hollywood Division within the LAPD (i.e., Air Support, Detectives, K9 and Metro) to support any additional policing needs. These services are available to supplement and complement the division's policing services. In using these available resources, the Los Angeles Police Department can meet the demands for police services for the 1360 N. Vine Project.

Hollywood Community Police Station's emergency response system is directly linked to the Los Angeles Police Department's Communication Dispatch Center. Communication Division has the responsibility to staff and answer telephone calls for service on a 24- hour basis. This includes 911 emergency calls (police, fire and medical). Communication Division's main protocol is to manage and dispatch police calls for service in the City of Los Angeles.

Divisional Response Times:

According to the Los Angeles Police Department's Computer Statistics (CompStats) Division, the average police response time to emergency, high priority calls in the Hollywood Area (Code 3 calls) was 3.4 minutes (as of August 8th 2020). This was done with a dispatch median time of 1.4 minutes. The medium high priority response time (Code 2) as of August 8th 2020, was 12.5 minutes. This was done with a dispatch median time of 4.3 minutes. Low priority, non-emergency response times as of August 8th 2020, was 33.6 minutes. These low priority calls had a dispatch median time of 9.8 minutes.

Citywide response times during this same 4 week period were 4.4 minutes for emergency, high priority calls with a dispatch median time of 1.5 minutes. The medium, high priority response times were 13.9 minutes with a dispatch time of 4.2 minutes. Low priority response times were 32.7 minutes with a dispatch time of 12.4 minutes.

These response times were taken from the statistics submitted by Hollywood Division and CompStats for a 4 week period between July 12th 2020 through August 8th 2020.

During this 4 week period, Hollywood Division answered 357 emergency calls for service, 1,384 medium high priority calls and 1,858 low priority calls. Citywide, the Los Angeles Police Department answered 7,108 emergency calls for service, 27,498 medium high priority calls and 31,652 low priority calls. The response times stated are adequate performance times for this police division.

Statistics:

The following are one month crime statistics for RD 0666 and five year crime statistics for Hollywood Division (HWD) for the years 2016- 2020. Also included are Citywide crime statistics, broken down by month for this same time period:

Hollywood Division Crime YTD and 5 year totals	2020	2019	2018	2017	2016	Crime in RD 0666 07-12-2020 / 08-8-2020
Violent Crime	770	1468	1460	1431	1299	4
Property Crime	2479	4837	5077	4930	4672	10
Homicide	5	4	8	2	7	0
Rape	49	122	140	180	152	0
Robbery	249	570	557	536	553	4
Aggravated Assault	467	772	755	713	587	0
Burglary	360	494	531	481	581	1
Motor Vehicle Theft	379	429	512	576	653	3
Burglary Theft from Vehicle	793	1773	1886	2036	1869	4
Personal / Other Theft	947	2141	2148	1837	1869	2
Child/Spousal Abuse	334	511	595	576	551	--

Additional Reporting Districts: (This section was left empty on purpose)

Hollywood Division	Crime in RD ---- 07-12-2020 / 08-08-2020
Violent Crime	--
Property Crime	--
Homicide	--
Rape	--
Robbery	--
Aggravated Assault	--
Burglary	--
Motor Vehicle Theft	--
Burglary Theft from Vehicle	--
Personal / Other Theft	--

6 Month HWD Crime 2020	Violent Crime	Property Crime	Homicide	Rape	Robbery	Aggravated Assault
JAN	119	329	0	10	40	69
FEB	86	329	3	7	30	46
MAR	84	276	0	6	30	48
APR	86	241	1	1	29	55
MAY	96	263	0	2	38	56
JUN	81	232	0	6	20	55
JUL	89	259	0	6	23	60

6 Month HWD Crime 2020	Burglary	Motor Vehicle Theft	Burglary Theft from Vehicle	Personal/Other Theft	Simple Assault
JAN	30	29	116	154	36
FEB	30	33	106	160	42
MAR	40	50	91	95	48
APR	65	58	111	107	54
MAY	37	48	81	97	42
JUN	41	51	65	75	29
JUL	38	55	68	98	32

2019 City Wide Crime Statistics	Violent Crimes	Property Crimes	Homicide	Rape	Robbery	Aggravated Assault	Burglary	Motor Vehicle Theft	Burglary Theft from Vehicle	Personal Other Theft	Child / Spousal Abuse
JAN	2001	7473	18	103	741	1139	1142	1315	2416	2600	1099
FEB	1937	7159	14	94	730	1099	1082	1210	2290	2577	1096
MAR	2116	6535	22	78	773	1243	918	1185	2159	2273	1149
APR	2207	7103	19	117	728	1343	1094	1139	2269	2601	1221
MAY	2126	7160	21	92	734	1279	1027	1152	2353	2628	1245
JUN	2231	6410	22	124	722	1363	882	1055	2181	2292	1219
JUL	2365	7071	23	124	711	1507	961	1132	2305	2673	1298
AUG	2214	7035	22	107	710	1375	960	1196	2309	2570	1359
SEP	2110	6278	21	88	710	1291	892	1080	2116	2190	1235
OCT	2183	6991	22	113	773	1275	929	1218	2370	2474	1212
NOV	2010	7134	13	101	711	1185	1032	1223	2426	2453	1151
DEC	2094	6952	16	79	758	1241	986	1308	2392	2266	1137

6 Month HWD Crime 2018	Violent Crime	Property Crime	Homicide	Rape	Robbery	Aggravated Assault
JAN	130	376	2	5	61	62
FEB	115	339	2	17	48	48
MAR	106	351	0	10	35	61
APR	94	314	0	10	39	45
MAY	97	358	0	8	46	43
JUN	111	355	0	15	38	58

6 Month HWD Crime 2018	Violent Crimes	Property Crimes	Homicide	Rape	Robbery	Aggravated Assault
JUL	114	397	0	9	55	50
AUG	100	390	0	6	36	58
SEP	103	379	0	2	38	63
OCT	103	362	1	10	31	61
NOV	101	404	2	8	45	46
DEC	100	368	0	7	35	58

6 Month HWD Crime 2018	Burglary	Motor Vehicle Theft	Burglary Theft from Vehicle	Personal / Other Theft	Simple Assault
JAN	50	36	148	142	47
FEB	25	43	118	153	49
MAR	39	42	114	156	47
APR	30	26	118	140	41
MAY	40	39	142	137	44
JUN	25	49	156	125	53

6 Month HWD Crime 2018	Burglary	Motor Vehicle Theft	Burglary Theft from Vehicle	Personal / Other Theft	Simple Assault
JUL	47	41	150	159	33
AUG	43	35	148	164	36
SEP	48	36	132	163	35
OCT	33	32	129	168	42
NOV	44	39	146	175	54
DEC	41	37	156	134	5


There are no Planned improvements to the police protection facility in the service area of the project site at this time.

At this time, there are no special police protection requirements needed, because of the specific attributes of this project site.

The 1360 N. Vine Street Project, individually or combined with other past, present or future projects, will not result in the need for new or altered police facilities.

This concludes the 1360 N. Vine Street Project, Environmental Impact Report. If there are any further questions regarding this report, please email them to CPTED@lapd.online for the fastest response time.

Thank You,



Prepared by:

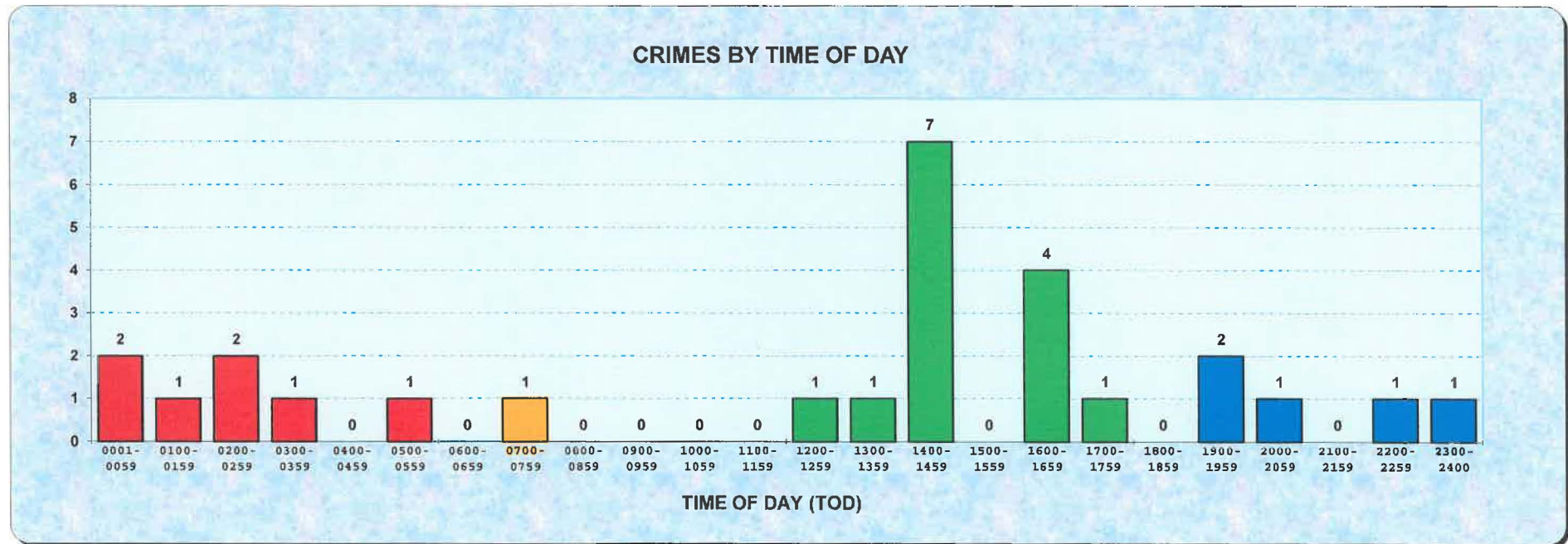
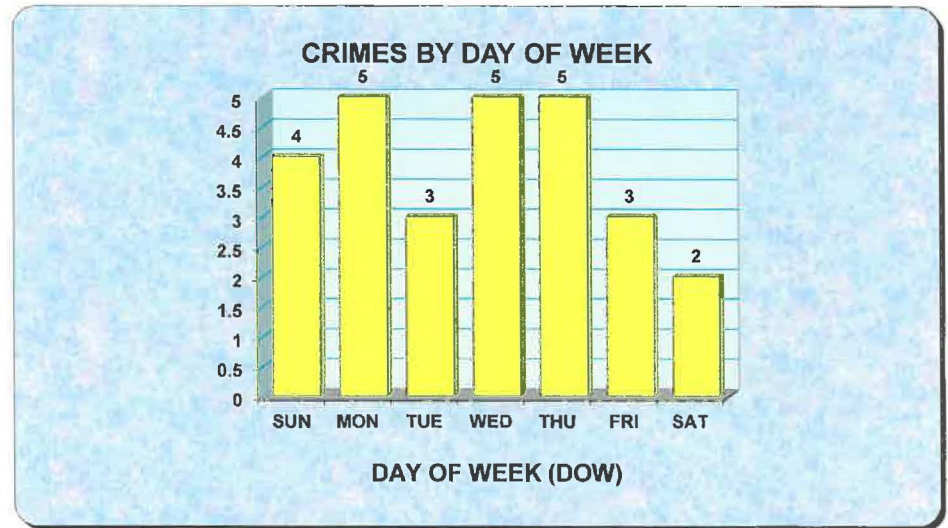
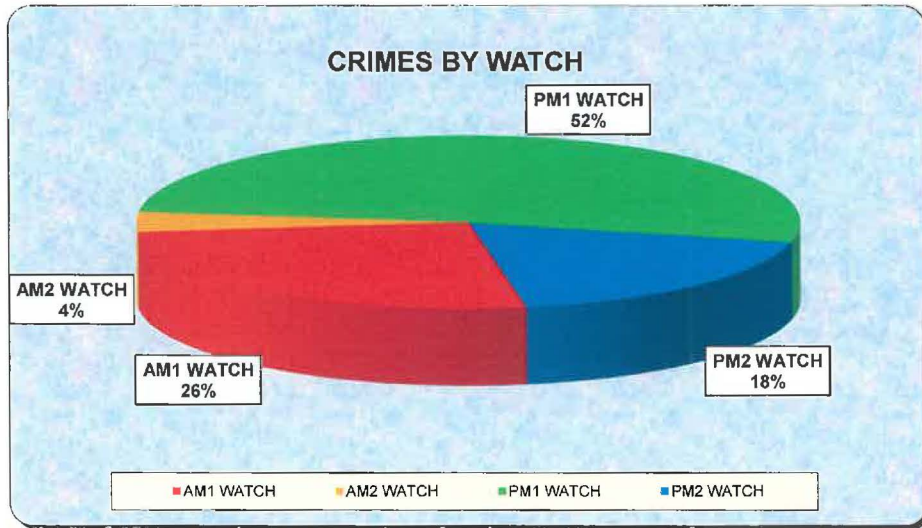
Officer James Nichols, CPD
Los Angeles Police Department
Community Outreach and Development Division
Crime Prevention Through Environmental Design Section
100 West 1st Street, RM 250
Los Angeles, CA. 90012
E-mail: CPTED@lapd.online
213-486-6000

**VIOLENT CRIMES BY WATCH REPORT
BY AREA
REPORT COVERING THE WEEK OF 08/02/2020 THRU 08/08/2020**

AREA_DESC Hollywood

Watch	TIME OF DAY	SUN	MON	TUE	WED	THU	FRI	SAT	Grand Total
AM1 WATCH	0001-0059	1	0	0	0	0	1	0	2
	0100-0159	0	1	0	0	0	0	0	1
	0200-0259	0	0	0	0	1	1	0	2
	0300-0359	0	0	0	0	1	0	0	1
	0400-0459	0	0	0	0	0	0	0	0
	0500-0559	0	0	0	0	0	1	0	1
AM1 WATCH Total		1	1	0	0	3	2	0	7
AM2 WATCH	0600-0659	0	0	0	0	0	0	0	0
	0700-0759	1	0	0	0	0	0	0	1
	0800-0859	0	0	0	0	0	0	0	0
	0900-0959	0	0	0	0	0	0	0	0
	1000-1059	0	0	0	0	0	0	0	0
	1100-1159	0	0	0	0	0	0	0	0
AM2 WATCH Total		1	0	0	0	0	0	0	1
PM1 WATCH	1200-1259	0	1	0	0	0	0	0	1
	1300-1359	0	0	0	0	0	1	0	1
	1400-1459	0	1	1	4	0	0	1	7
	1500-1559	0	0	0	0	0	0	0	0
	1600-1659	1	0	0	1	1	0	1	4
	1700-1759	0	1	0	0	0	0	0	1
PM1 WATCH Total		1	3	1	5	1	1	2	14
PM2 WATCH	1800-1859	0	0	0	0	0	0	0	0
	1900-1959	0	0	1	0	1	0	0	2
	2000-2059	1	0	0	0	0	0	0	1
	2100-2159	0	0	0	0	0	0	0	0
	2200-2259	0	1	0	0	0	0	0	1
	2300-2400	0	0	1	0	0	0	0	1
PM2 WATCH Total		1	1	2	0	1	0	0	5
Grand Total		4	5	3	5	5	3	2	27

VIOLENT CRIMES BY WATCH REPORT

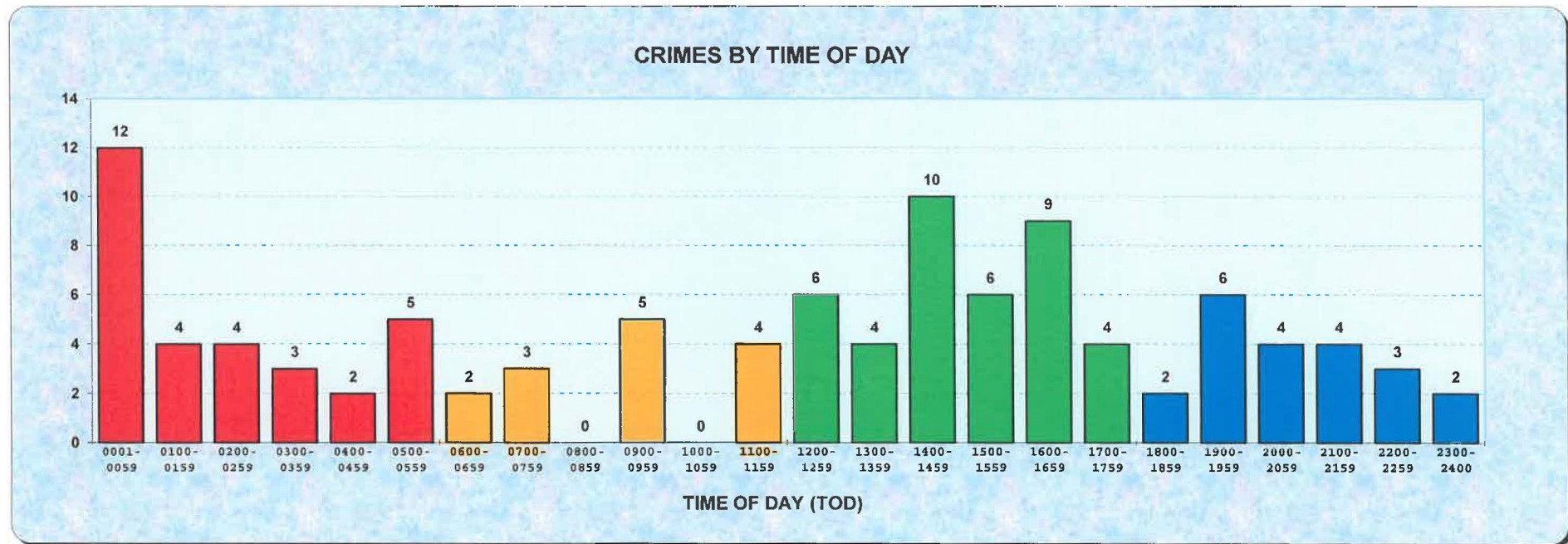
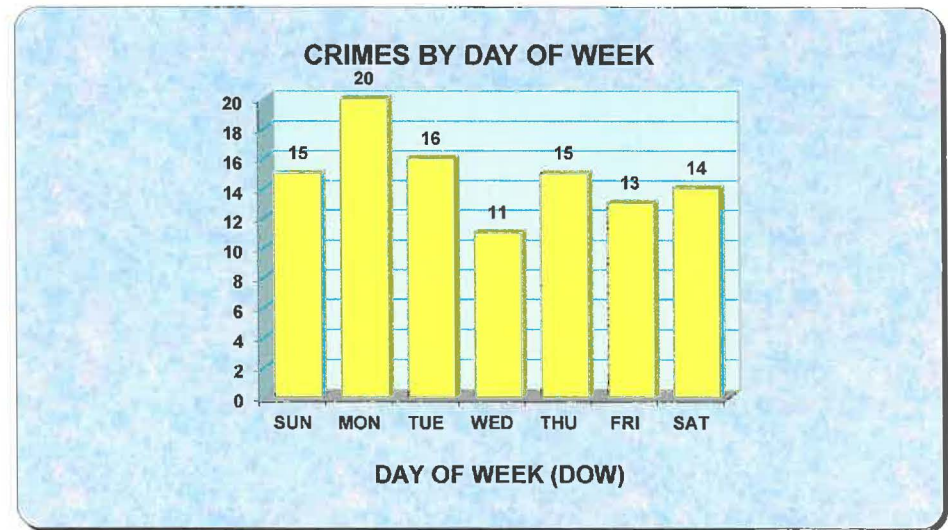
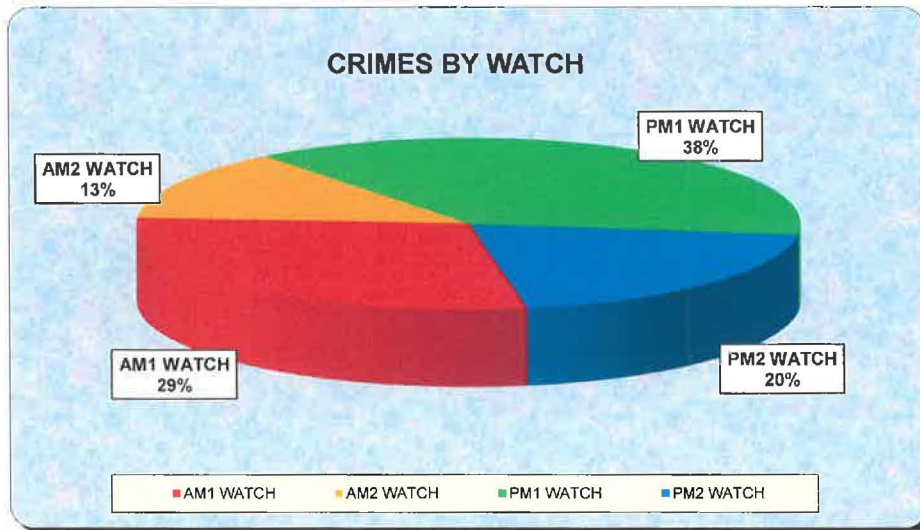


**VIOLENT CRIMES BY WATCH REPORT
BY BUREAU
REPORT COVERING THE WEEK OF 08/02/2020 THRU 08/08/2020**

BUREAU WEST

Watch	TIME OF DAY	SUN	MON	TUE	WED	THU	FRI	SAT	Grand Total
AM1 WATCH	0001-0059	2	1	4	0	3	1	1	12
	0100-0159	0	2	2	0	0	0	0	4
	0200-0259	0	0	0	1	1	2	0	4
	0300-0359	1	0	0	0	1	0	1	3
	0400-0459	0	0	0	0	0	1	1	2
	0500-0559	0	3	0	0	0	2	0	5
AM1 WATCH Total		3	6	6	1	7	4	3	30
AM2 WATCH	0600-0659	0	1	0	1	0	0	0	2
	0700-0759	1	2	0	0	0	0	0	3
	0800-0859	0	0	0	0	0	0	0	0
	0900-0959	0	1	1	0	0	3	0	5
	1000-1059	0	0	0	0	0	0	0	0
	1100-1159	0	2	0	0	0	1	0	4
AM2 WATCH Total		1	6	1	1	1	4	0	14
PM1 WATCH	1200-1259	2	2	0	1	0	0	1	6
	1300-1359	0	2	0	0	0	1	1	4
	1400-1459	0	1	1	5	1	1	1	10
	1500-1559	3	0	0	0	1	0	2	6
	1600-1659	1	0	1	3	1	0	3	9
	1700-1759	0	1	0	0	1	0	2	4
PM1 WATCH Total		6	6	2	9	4	2	10	39
PM2 WATCH	1800-1859	1	0	0	0	1	0	0	2
	1900-1959	1	0	3	0	1	1	0	6
	2000-2059	2	0	1	0	0	1	0	4
	2100-2159	0	1	1	0	1	1	0	4
	2200-2259	0	1	1	0	0	0	1	3
	2300-2400	1	0	1	0	0	0	0	2
PM2 WATCH Total		5	2	7	0	3	3	1	21
Grand Total		15	20	16	11	15	13	14	104

VIOLENT CRIMES BY WATCH REPORT

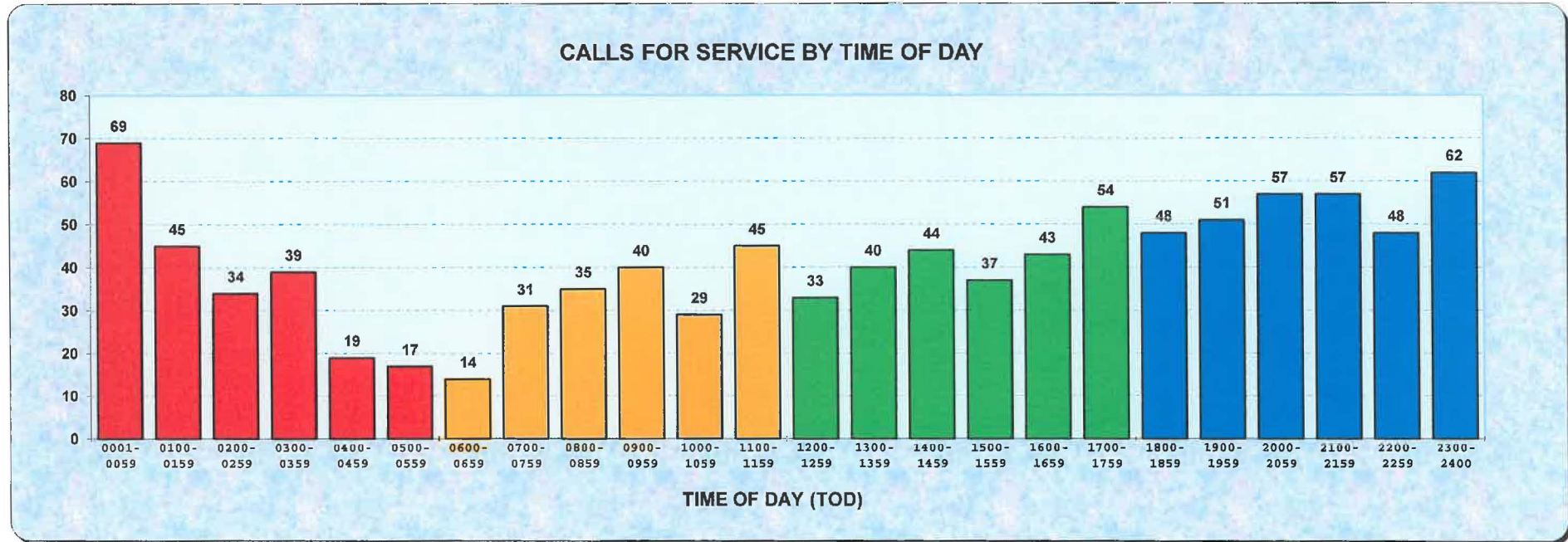
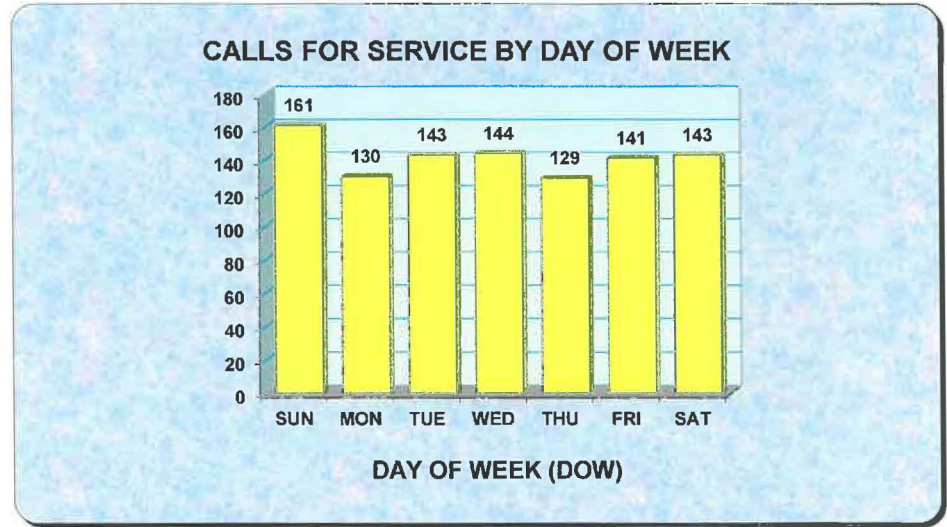
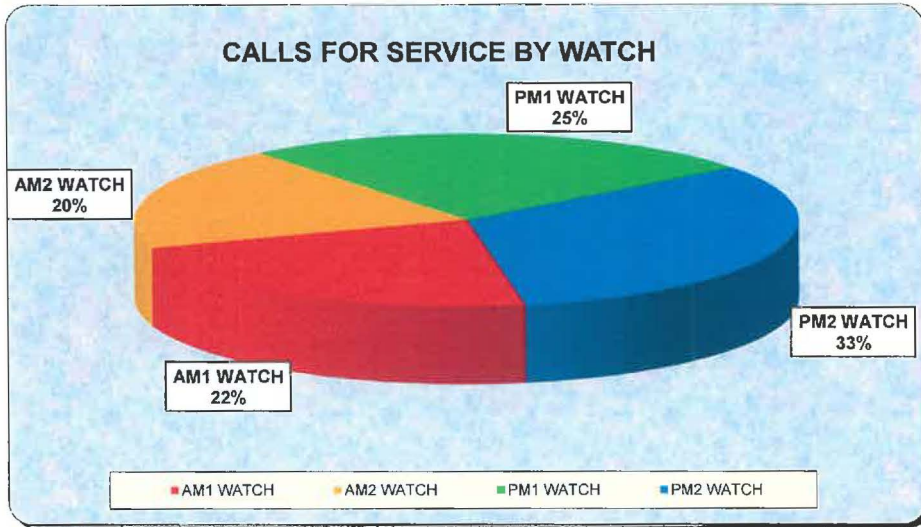


**WEEKLY CALLS FOR SERVICE
BY AREA**
REPORT COVERING THE WEEK OF 08/02/2020 THRU 08/08/2020

AREA_DESC Hollywood

Watch	TIME OF DAY	SUN	MON	TUE	WED	THU	FRI	SAT	Grand Total
AM1 WATCH	0001-0059	14	9	7	9	8	12	10	69
	0100-0159	10	4	4	9	5	5	8	45
	0200-0259	11	1	4	2	5	5	6	34
	0300-0359	5	3	3	16	4	3	5	39
	0400-0459	5	7	1	1	1	3	1	19
	0500-0559	3	0	3	4	3	3	1	17
AM1 WATCH Total		48	24	22	41	26	31	31	223
AM2 WATCH	0600-0659	2	2	4	0	2	1	3	14
	0700-0759	5	3	5	7	5	2	4	31
	0800-0859	5	7	5	5	4	5	4	35
	0900-0959	4	3	7	7	5	6	8	40
	1000-1059	1	8	6	5	4	2	3	29
	1100-1159	9	4	9	6	8	4	5	45
AM2 WATCH Total		26	27	36	30	28	20	27	194
PM1 WATCH	1200-1259	4	1	5	3	4	10	6	33
	1300-1359	9	2	7	6	7	4	5	40
	1400-1459	5	6	5	5	5	9	9	44
	1500-1559	9	3	10	3	3	4	5	37
	1600-1659	4	4	11	5	6	9	4	43
	1700-1759	8	7	5	8	7	11	8	54
PM1 WATCH Total		39	23	43	30	32	47	37	251
PM2 WATCH	1800-1859	10	9	5	4	10	4	6	48
	1900-1959	5	12	9	6	3	7	9	51
	2000-2059	10	7	6	7	9	11	7	57
	2100-2159	5	13	7	12	6	9	5	57
	2200-2259	6	7	8	6	6	7	8	48
	2300-2400	12	8	7	8	9	5	13	62
PM2 WATCH Total		48	56	42	43	43	43	48	323
Grand Total		161	130	143	144	129	141	143	991

WEEKLY CALLS FOR SERVICE



**WEEKLY CALLS FOR SERVICE
BY BUREAU**
REPORT COVERING THE WEEK OF 08/02/2020 THRU 08/08/2020

BUREAU WEST

Watch	TIME OF DAY	SUN	MON	TUE	WED	THU	FRI	SAT	Grand Total
AM1 WATCH	0001-0059	55	36	36	25	31	35	44	262
	0100-0159	38	28	28	27	30	23	37	211
	0200-0259	38	21	19	14	17	16	25	150
	0300-0359	20	17	14	28	13	14	14	120
	0400-0459	18	16	8	13	10	8	18	91
	0500-0559	12	16	8	12	12	10	12	82
AM1 WATCH Total		181	134	113	119	113	106	150	916
AM2 WATCH	0600-0659	13	18	16	7	13	8	6	81
	0700-0759	13	19	29	27	27	16	13	144
	0800-0859	25	22	13	21	21	22	20	144
	0900-0959	30	27	29	24	25	24	29	188
	1000-1059	28	24	34	36	31	28	20	201
	1100-1159	33	28	25	30	35	19	30	200
AM2 WATCH Total		142	138	146	145	152	117	118	958
PM1 WATCH	1200-1259	25	28	25	31	30	40	31	210
	1300-1359	29	27	35	25	30	35	25	206
	1400-1459	34	31	33	29	25	30	27	209
	1500-1559	36	20	31	22	27	25	24	185
	1600-1659	45	37	29	35	33	32	29	240
	1700-1759	35	39	23	40	39	32	33	241
PM1 WATCH Total		204	182	176	182	184	194	169	1291
PM2 WATCH	1800-1859	37	41	36	39	31	36	30	250
	1900-1959	42	50	34	27	38	36	40	267
	2000-2059	40	34	31	28	41	56	35	265
	2100-2159	37	39	28	33	20	30	46	233
	2200-2259	35	46	43	28	35	50	41	278
	2300-2400	34	34	36	47	43	43	39	276
PM2 WATCH Total		225	244	208	202	208	251	231	1569
Grand Total		752	698	643	648	657	668	668	4734

WEEKLY CALLS FOR SERVICE

