



Merrill Commerce Center Specific Plan

AIR QUALITY IMPACT ANALYSIS

CITY OF ONTARIO

PREPARED BY:

Haseeb Qureshi
hqureshi@urbanxroads.com
(949) 336-5987

Alyssa Tamase
atamase@urbanxroads.com
(949) 336-5988

JANUARY 12, 2020

TABLE OF CONTENTS

TABLE OF CONTENTS	I
APPENDICES	II
LIST OF EXHIBITS	II
LIST OF TABLES	II
LIST OF ABBREVIATED TERMS.....	IV
EXECUTIVE SUMMARY	1
ES.1 Summary of Findings.....	1
ES.2 Standard Regulatory Requirements/Best Available Control Measures.....	1
ES.3 Construction-Source Emissions Mitigation Measures	2
ES.4 Operational-Source Emissions Mitigation Measures.....	2
1 INTRODUCTION.....	5
1.1 Site Location.....	5
1.2 Project Description.....	5
1.3 Existing Emissions	5
2 AIR QUALITY SETTING.....	8
2.1 South Coast Air Basin	8
2.2 Regional Climate	8
2.3 Wind Patterns and Project Location	9
2.4 Criteria Pollutants	10
2.5 Existing Air Quality	17
2.6 Regional Air Quality	20
2.7 Local Air Quality	20
2.8 Regulatory Background.....	21
2.9 Regional Air Quality Improvement	25
3 PROJECT AIR QUALITY IMPACT	37
3.1 Introduction	37
3.2 Standards of Significance	37
3.3 California Emissions Estimator Model™ Employed To Analyze Air Quality	38
3.4 Construction Emissions.....	39
3.5 Operational Emissions	47
3.6 Localized Significance.....	56
3.7 CO “Hot Spot” Analysis	67
3.8 Air Quality Management Planning.....	69
3.9 Potential Impacts to Sensitive Receptors	73
3.10 Friant Ranch Evaluation	73
3.11 Odors.....	76
3.12 Potential Overlap of Construction and Operational Phases	77
4 REFERENCES.....	81
5 CERTIFICATIONS.....	85

APPENDICES

APPENDIX 2.1: STATE/FEDERAL ATTAINMENT STATUS OF CRITERIA POLLUTANTS	
APPENDIX 3.1: CALEEMOD PHASE A CONSTRUCTION (UNMITIGATED) EMISSIONS MODEL OUTPUTS	
APPENDIX 3.2: CALEEMOD PHASE B CONSTRUCTION (UNMITIGATED) EMISSIONS MODEL OUTPUTS	
APPENDIX 3.3: CALEEMOD PHASE C CONSTRUCTION (UNMITIGATED) EMISSIONS MODEL OUTPUTS	
APPENDIX 3.4: CALEEMOD OFF-SITE INFRASTRUCTURE CONSTRUCTION (UNMITIGATED) EMISSIONS MODEL OUTPUTS	
APPENDIX 3.5: CALEEMOD PHASE A CONSTRUCTION (MITIGATED) EMISSIONS MODEL OUTPUTS	
APPENDIX 3.6: CALEEMOD PHASE B CONSTRUCTION (MITIGATED) EMISSIONS MODEL OUTPUTS	
APPENDIX 3.7: CALEEMOD PHASE C CONSTRUCTION (MITIGATED) EMISSIONS MODEL OUTPUTS	
APPENDIX 3.8: CALEEMOD OFF-SITE INFRASTRUCTURE CONSTRUCTION (MITIGATED) EMISSIONS MODEL OUTPUTS	
APPENDIX 3.9: CALEEMOD PHASE A OPERATIONS (PASSENGER CARS) EMISSIONS MODEL OUTPUTS	
APPENDIX 3.10: CALEEMOD PHASE B OPERATIONS (PASSENGER CARS) EMISSIONS MODEL OUTPUTS	
APPENDIX 3.11: CALEEMOD PHASE C OPERATIONS (PASSENGER CARS) EMISSIONS MODEL OUTPUTS	
APPENDIX 3.12: CALEEMOD PHASE A OPERATIONS (TRUCKS) EMISSIONS MODEL OUTPUTS	
APPENDIX 3.13: CALEEMOD PHASE B OPERATIONS (TRUCKS) EMISSIONS MODEL OUTPUTS	
APPENDIX 3.14: CALEEMOD PHASE C OPERATIONS (TRUCKS) EMISSIONS MODEL OUTPUTS	
APPENDIX 3.15: INFRASTRUCTURE CONCEPT PLANS	
APPENDIX 3.16: SCAQMD BRIEF	

LIST OF EXHIBITS

EXHIBIT 1-A: LOCATION MAP	6
EXHIBIT 2-A: CALIFORNIA TOXIC AIR CONTAMINANT SITES	32
EXHIBIT 2-B: DIESEL PARTICULATE MATTER AND DIESEL VEHICLE MILES TREND	33
EXHIBIT 3-A: SENSITIVE RECEPTOR LOCATIONS	60

LIST OF TABLES

TABLE ES-1: SUMMARY OF CEQA SIGNIFICANCE FINDINGS	1
TABLE 2-1: CRITERIA POLLUTANTS	10
TABLE 2-2: AMBIENT AIR QUALITY STANDARDS (1 OF 2).....	18
TABLE 2-2: AMBIENT AIR QUALITY STANDARDS (2 OF 2).....	19
TABLE 2-3: ATTAINMENT STATUS OF CRITERIA POLLUTANTS IN THE SCAB	20
TABLE 2-4: PROJECT AREA AIR QUALITY MONITORING SUMMARY 2016-2018.....	21
TABLE 2-5: SCAB O ₃ TREND	26
TABLE 2-6: SCAB AVERAGE 24-HOUR CONCENTRATION PM ₁₀ TREND (BASED ON FEDERAL STANDARD) ¹	27
TABLE 2-7: SCAB ANNUAL AVERAGE CONCENTRATION PM ₁₀ TREND (BASED ON STATE STANDARD) ¹ ..	28
TABLE 2-8: SCAB 24-HOUR AVERAGE CONCENTRATION PM _{2.5} TREND (BASED ON FEDERAL STANDARD) ¹	28
TABLE 2-9: SCAB ANNUAL AVERAGE CONCENTRATION PM _{2.5} TREND (BASED ON STATE STANDARD) ¹ .	29
TABLE 2-10: SCAB 24-HOUR AVERAGE CONCENTRATION CO TREND ¹	30
TABLE 2-11: SCAB 1-HOUR AVERAGE CONCENTRATION NO ₂ TREND (BASED ON FEDERAL STANDARD) ¹	31

TABLE 2-12: SCAB 1-HOUR AVERAGE CONCENTRATION NO ₂ TREND (BASED ON STATE STANDARD) ...	31
TABLE 3-1: MAXIMUM DAILY REGIONAL EMISSIONS THRESHOLDS	37
TABLE 3-2: PROJECT PROPOSED LAND USES	39
TABLE 3-3: CONSTRUCTION SCHEDULE	42
TABLE 3-4: CONSTRUCTION EQUIPMENT ASSUMPTIONS	43
TABLE 3-5: OVERALL CONSTRUCTION EMISSIONS SUMMARY (WITHOUT MITIGATION)	46
TABLE 3-6: OVERALL CONSTRUCTION EMISSIONS SUMMARY (WITH MITIGATION)	46
TABLE 3-7: PASSENGER CAR FLEET MIX	50
TABLE 3-8: TRUCK FLEET MIX	51
TABLE 3-9: ON-SITE EQUIPMENT	52
TABLE 3-10: SUMMARY OF PEAK OPERATIONAL EMISSIONS	54
TABLE 3-11: MAXIMUM DAILY DISTURBED-ACREAGE	58
TABLE 3-12: NEAREST SENSITIVE RECEPTOR LOCATIONS FROM PROJECT SITE NO _x AND CO	59
TABLE 3-13 : NEAREST SENSITIVE RECEPTOR LOCATIONS FROM PROJECT SITE PM ₁₀ AND PM _{2.5}	59
TABLE 3-14: MAXIMUM DAILY LOCALIZED EMISSIONS THRESHOLDS	62
TABLE 3-15: LOCALIZED SIGNIFICANCE SUMMARY OF CONSTRUCTION	64
TABLE 3-16: LOCALIZED SIGNIFICANCE SUMMARY OF OPERATIONS	66
TABLE 3-17: CO MODEL RESULTS	67
TABLE 3-18: TRAFFIC VOLUMES	69
TABLE 3-19: OPENING YEAR CUMULATIVE (2026) WITH PROJECT TRAFFIC VOLUMES	69
TABLE 3-20: TRIP GENERATION COMPARISON (EXISTING POLICY PLAN LAND USES VS. PROJECT LAND USES)	71
TABLE 3-21: POTENTIAL OVERLAP OF CONSTRUCTION AND OPERATIONAL ACTIVITIES	79

LIST OF ABBREVIATED TERMS

(1)	Reference
µg/m ³	Microgram per Cubic Meter
ADT	Average Daily Traffic
AQ	Air Quality
AQIA	Air Quality Impact Analysis
AQMD	Air Quality Management District
AQMP	Air Quality Management Plan
AV	Avenue
BBAQMD	Bay Area Air Quality Management District
BC	Black Carbon
BLVD	Boulevard
CAA	Federal Clean Air Act
CAAQS	California Ambient Air Quality Standards
CalEEMod	California Emissions Estimator Model
CALEPA	California Environmental Protection Agency
CALGreen	California Green Building Standards Code
CAPCOA	California Air Pollution Control Officers Association
CARB	California Air Resources Board
CCR	California Code of Regulations
CEC	California Energy Commission
CEQA	California Environmental Quality Act
CITY	City of Ontario
CO	Carbon Monoxide
COH	Coefficient of Haze
CTP	Clean Truck Program
CY	Cubic Yards
DPM	Diesel Particulate Matter
DRRP	Diesel Risk Reduction Plan
DWY	Driveway
EC	Elemental Carbon
EIR	Environmental Impact Reports
EMFAC	Emission Factor Model
EPA	Environmental Protection Agency
ETW	Equivalent Test Weight
FBMSM	Facility-Based Mobile Source Measures
GHG	Greenhouse Gas

GVWR	Gross Vehicle Weight Rating
HHDT	Heavy-Heavy-Duty Trucks
HI	Hazard Index
HP	Horsepower
HRA	Health Risk Assessment
ITE	Institute of Transportation Engineers
LBS/DAY	Pounds Per Day
LDA	Light Duty Auto
LDT1/LDT2	Light-Duty Trucks
LHDT	Light-Heavy-Duty Trucks
LST	Localized Significance Threshold
LST METHODOLOGY	Final Localized Significance Threshold Methodology
MARB/IPA	March Air Reserve Base/Inland Port Airport
MATES	Multiple Air Toxics Exposure Study
MDV	Medium-Duty Vehicles
MHDT	Medium-Heavy-Duty Trucks
MM	Mitigation Measures
NAAQS	National Ambient Air Quality Standards
NB	Northbound
NCHRP	National Cooperative Highway Research Program
NO ₂	Nitrogen Dioxide
NO _x	Nitrogen Oxides
NOP	Notice of Preparation
O ₃	Ozone
OBD-II	On-Board Diagnostic
Pb	Lead
PM ₁₀	Particulate Matter 10 microns in diameter or less
PM _{2.5}	Particulate Matter 2.5 microns in diameter or less
POLA	Port of Los Angeles
POLB	Port of Long Beach
PPM	Parts Per Million
Project	Merrill Commerce Center Specific Plan
RECLAIM	Regional Clean Air Incentives Market
RFG-2	Reformulated Gasoline Regulation
ROG	Reactive Organic Gases
RTP/SCS	Regional Transportation Plan/ Sustainable Communities Strategy
SB	Southbound

SBTAM	San Bernardino County Transportation Analysis Model
SCAB	South Coast Air Basin
SCAG	Southern California Association of Governments
SCAQMD	South Coast Air Quality Management District
SCAQMD BRIEF	Brief of Amicus Curiae by the SCAQMD
SF	Square Feet
SIPs	State Implementation Plans
SO ₂	Sulfur Dioxide
SP	Specific Plan
SRA	Source Receptor Area
TAC	Toxic Air Contaminant
TIA	Traffic Impact Analysis
TOG	Total Organic Gases
TSF	Thousand Square Feet
TRUs	Transport Refrigeration Units
UFP	Ultra Fine Particles
UTRs	Utility Tractors
VMT	Vehicle Miles Traveled
VOC	Volatile Organic Compounds
VPH	Vehicles Per Hour

This page intentionally left blank

EXECUTIVE SUMMARY

ES.1 SUMMARY OF FINDINGS

The results of this *Merrill Commerce Center Specific Plan Air Quality Impact Analysis* (AQIA) are summarized below based on the significance criteria in Section 3 of this report consistent with Appendix G of the California Environmental Quality Act (CEQA) Guidelines as implemented by the City of Ontario (1). Table ES-1 shows the findings of significance for each potential air quality impact under CEQA before and after any required mitigation measures described below.

TABLE ES-1: SUMMARY OF CEQA SIGNIFICANCE FINDINGS

Analysis	Report Section	Significance Findings	
		Unmitigated	Mitigated
Regional Construction Emissions	3.4	<i>Less Than Significant</i>	<i>n/a</i>
Localized Construction Emissions	3.6	<i>Less Than Significant</i>	<i>n/a</i>
Regional Operational Emissions	3.5	<i>Potentially Significant</i>	<i>Significant and Unavoidable</i>
Localized Operational Emissions	3.6	<i>Less Than Significant</i>	<i>n/a</i>
CO "Hot Spot" Analysis	3.7	<i>Less Than Significant</i>	<i>n/a</i>
Air Quality Management Plan	3.8	<i>Potentially Significant</i>	<i>Significant and Unavoidable</i>
Sensitive Receptors	3.9	<i>Less Than Significant</i>	<i>n/a</i>
Odors	3.11	<i>Less Than Significant</i>	<i>n/a</i>

ES.2 STANDARD REGULATORY REQUIREMENTS/BEST AVAILABLE CONTROL MEASURES

Measures listed below (or equivalent language) shall appear on all Project grading plans, construction specifications and bid documents, and the City shall ensure such language is incorporated prior to issuance of any development permits. South Coast Air Quality Management District (SCAQMD) Rules that are currently applicable during construction activity for this Project include but are not limited to Rule 403 (Fugitive Dust) (2) and Rule 1113 (Architectural Coatings) (3). It should be noted that these Best Available Control Measures (BACMs) are not considered mitigation as they are standard regulatory requirements. Credit for emissions reductions resulting from application of Rule 403 and Rule 1113 are reflected in the analyses presented here.

BACM AQ-1

The contractor shall adhere to applicable measures contained in Table 1 of Rule 403 including, but not limited to (2):

- All clearing, grading, earth-moving, or excavation activities shall cease when winds exceed 25 mph per SCAQMD guidelines in order to limit fugitive dust emissions.
- The contractor shall ensure that all disturbed unpaved roads and disturbed areas within the Project are watered at least three (3) times daily during dry weather. Watering, with complete coverage of disturbed areas, shall occur at least three times a day, preferably in the mid-morning, afternoon, and after work is done for the day.
- The contractor shall ensure that traffic speeds on unpaved roads and Project site areas are limited to 15 miles per hour or less.

ES.3 CONSTRUCTION-SOURCE EMISSIONS MITIGATION MEASURES

The Project construction-source emissions would exceed SCAQMD regional thresholds for VOC and NO_x emissions. The following mitigation measures (MM AQ-1 through MM AQ-2) are designed to reduce Project construction-source VOC and NO_x emissions. After application of MM AQ-1 through MM AQ-2, Project construction-source emissions impacts would be less than significant.

MM AQ-1

The Project shall utilize “Super-Compliant” low VOC paints which have been reformulated to exceed the regulatory VOC limits put forth by SCAQMD’s Rule 1113. Super-Compliant low VOC paints shall be no more than 10g/L of VOC. Alternatively, the applicant may utilize tilt-up concrete buildings that do not require the use of architectural coatings.

MM AQ-2

The Construction Contractor shall ensure that off-road diesel construction equipment complies with EPA/CARB Tier 4 emissions standards or equivalent and shall ensure that all construction equipment is tuned and maintained in accordance with the manufacturer’s specifications.

ES.4 OPERATIONAL-SOURCE EMISSIONS MITIGATION MEASURES

The Project operational-source emissions would exceed SCAQMD regional thresholds for VOCs, NO_x, CO, PM₁₀, and PM_{2.5} emissions. It is important to note that the majority of the Project’s emissions are derived from vehicle usage (approximately 95% for NO_x and CO, and 99% for PM₁₀ and PM_{2.5}). Since neither the Project Applicant nor the City have regulatory authority to control tailpipe emissions, no feasible mitigation measures exist that would reduce emissions to levels that are less-than-significant. Thus, air emissions are considered significant and unavoidable. The following mitigation measures (MM AQ-3 through MM AQ-7) are designed to reduce Project operational-source VOCs, NO_x, CO, PM₁₀, and PM_{2.5} emissions. However, it should be noted that there is no way to quantify these reductions in the California Emissions Estimator Model (CalEEMod). Additionally, Transportation Demand Management (TDM) measures implemented

as mitigation for transportation VMT impacts would act to generally reduce vehicle-source emissions. The efficacy of TDMs and any resulting emissions reductions would be dependent on as yet-unknown building tenants and final site plan designs. Accordingly, emissions reductions resulting from implementation of TDMs are not quantified within this analysis. Even with application of MM AQ-3 through MM AQ-7 and TDMs, Project operational-source emissions impacts would be significant and unavoidable.

MM AQ-3

Legible, durable, weather-proof signs shall be placed at truck access gates, loading docks, and truck parking areas that identify applicable California Air Resources Board (CARB) anti-idling regulations. At a minimum, each sign shall include: 1) instructions for truck drivers to shut off engines when not in use; 2) instructions for drivers of diesel trucks to restrict idling to no more than five (5) minutes once the vehicle is stopped, the transmission is set to "neutral" or "park," and the parking brake is engaged; and 3) telephone numbers of the building facilities manager and the CARB to report violations. Prior to the issuance of an occupancy permit, the City shall conduct a site inspection to ensure that the signs are in place.

MM AQ-4

Prior to tenant occupancy, the Project Applicant or successor in interest shall provide documentation to the City demonstrating that occupants/tenants of the Project site have been provided documentation on funding opportunities, such as the Carl Moyer Program, that provide incentives for using cleaner-than-required engines and equipment.

MM AQ-5

The minimum number of automobile electric vehicle (EV) charging stations required by the California Code of Regulations (CCR) Title 24 shall be provided. As agreed to by the Applicant and Lead Agency, final designs of Project buildings shall include electrical infrastructure sufficiently sized to accommodate the potential installation of additional auto and truck EV charging stations.

MM AQ-6

As agreed to by the Applicant and Lead Agency, final Project designs shall provide for installation of conduit in tractor trailer parking areas for the purpose of accommodating potential installation of EV truck charging stations.

MM AQ-7

Where transport refrigeration units (TRUs) are in use, electrical hookups shall be installed in order to allow TRUs to use electric standby capabilities.

This page intentionally left blank

1 INTRODUCTION

This report presents the results of the AQIA prepared by Urban Crossroads, Inc., for the proposed Merrill Commerce Center Specific Plan (Project).

The purpose of this AQIA is to evaluate the potential impacts to air quality associated with construction and operation of the Project and recommend measures to mitigate impacts considered potentially significant in comparison to thresholds established by the SCAQMD.

1.1 SITE LOCATION

The Project site is located north of Merrill Avenue between Grove Avenue and Carpenter Avenue in the City of Ontario, as shown on Exhibit 1-A. The Project site is bound by Eucalyptus Avenue and agricultural land uses to the north; Merrill Avenue, agricultural land uses, logistics warehouses, the Chino Airport, and vacant land to the south; Grove Avenue and agricultural land uses to the west; and Carpenter Avenue and a dairy operation to the east. Land uses within the study area comprise of agricultural uses, industrial uses and a few single-family residential homes supporting dairy activities. The Project site is located approximately 1,000 feet northeast of northly most Chino Airport Runway 3-21. The Los Angeles / Ontario International Airport (LA/ONT) is located approximately 4.3 miles northerly of the Project site.

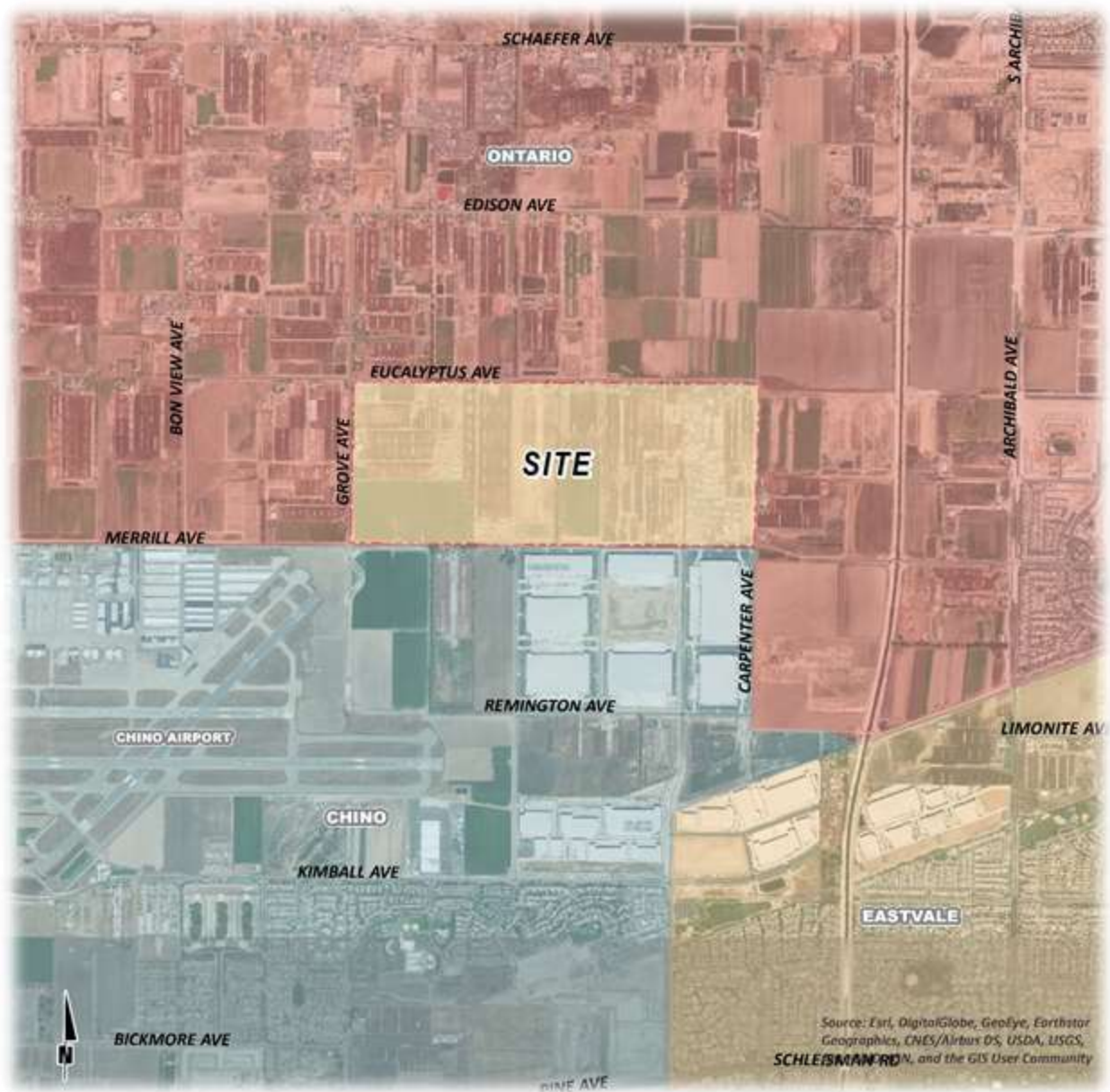
1.2 PROJECT DESCRIPTION

The Merrill Commerce Center Specific Plan (Project, Specific Plan) proposes development and operation of up to 6,312,000 square feet of high-cube fulfillment center warehouse use, 701,400 square feet of high-cube cold storage warehouse and up to 1,441,000 square feet of business park uses (total of 8,455,000 square feet of development) on approximately 376.3 acres located in the City of Ontario, within San Bernardino County. The Project would also implement off-site infrastructure (roads, potable water, recycled water, sanitary sewer, storm drains, and fiber optic lines) necessary to support the Project. Preliminary studies prepared for the Project indicate that an additional 113.3 acres of off-site areas could be disturbed during construction of off-site infrastructure improvements. Predominantly, off-site areas that would be affected by construction of infrastructure improvements comprise of already-disturbed/developed rights-of-way and easements.

1.3 EXISTING EMISSIONS

The Project site is currently occupied with a dairy farm, cattle stockades, support equipment for cattle and dairy farming, bio-retention basins at the southern boundary, a trucking operation on the eastern portion, and residences at various locations within the Project site. The existing uses currently generate a minimal amount of air emissions. As a conservative measure, no “credit” has been taken for the existing emissions generated on site.

EXHIBIT 1-A: LOCATION MAP



This page intentionally left blank

2 AIR QUALITY SETTING

This section provides an overview of the existing air quality conditions in the Project area and region.

2.1 SOUTH COAST AIR BASIN

The Project site is located in the South Coast Air Basin (SCAB) within the jurisdiction of SCAQMD (4). The SCAQMD was created by the 1977 Lewis-Presley Air Quality Management Act, which merged four county air pollution control bodies into one regional district. Under the Act, the SCAQMD is responsible for bringing air quality in areas under its jurisdiction into conformity with federal and state air quality standards. As previously stated, the Project site is located within the SCAB, a 6,745-square mile subregion of the SCAQMD, which includes portions of Los Angeles, Riverside, and San Bernardino Counties, and all of Orange County.

The SCAB is bounded by the Pacific Ocean to the west and the San Gabriel, San Bernardino, and San Jacinto Mountains to the north and east. The Los Angeles County portion of the Mojave Desert Air Basin is bounded by the San Gabriel Mountains to the south and west, the Los Angeles / Kern County border to the north, and the Los Angeles / San Bernardino County border to the east. The Riverside County portion of the Salton Sea Air Basin is bounded by the San Jacinto Mountains in the west and spans eastward up to the Palo Verde Valley.

2.2 REGIONAL CLIMATE

The regional climate has a substantial influence on air quality in the SCAB. In addition, the temperature, wind, humidity, precipitation, and amount of sunshine influence the air quality.

The annual average temperatures throughout the SCAB vary from the low to middle 60s (degrees Fahrenheit). Due to a decreased marine influence, the eastern portion of the SCAB shows greater variability in average annual minimum and maximum temperatures. January is the coldest month throughout the SCAB, with average minimum temperatures of 47°F in downtown Los Angeles and 36°F in San Bernardino. All portions of the SCAB have recorded maximum temperatures above 100°F.

Although the climate of the SCAB can be characterized as semi-arid, the air near the land surface is quite moist on most days because of the presence of a marine layer. This shallow layer of sea air is an important modifier of SCAB climate. Humidity restricts visibility in the SCAB, and the conversion of sulfur dioxide to sulfates is heightened in air with high relative humidity. The marine layer provides an environment for that conversion process, especially during the spring and summer months. The annual average relative humidity within the SCAB is 71 percent along the coast and 59 percent inland. Since the ocean effect is dominant, periods of heavy early morning fog are frequent and low stratus clouds are a characteristic feature. These effects decrease with distance from the coast.

More than 90 percent of the SCAB's rainfall occurs from November through April. The annual average rainfall varies from approximately nine inches in Riverside to fourteen inches in

downtown Los Angeles. Monthly and yearly rainfall totals are extremely variable. Summer rainfall usually consists of widely scattered thunderstorms near the coast and slightly heavier shower activity in the eastern portion of the SCAB with frequency being higher near the coast.

Due to its generally clear weather, about three-quarters of available sunshine is received in the SCAB. The remaining one-quarter is absorbed by clouds. The ultraviolet portion of this abundant radiation is a key factor in photochemical reactions. On the shortest day of the year there are approximately 10 hours of possible sunshine, and on the longest day of the year there are approximately 14½ hours of possible sunshine.

The importance of wind to air pollution is considerable. The direction and speed of the wind determines the horizontal dispersion and transport of the air pollutants. During the late autumn to early spring rainy season, the SCAB is subjected to wind flows associated with the traveling storms moving through the region from the northwest. This period also brings five to ten periods of strong, dry offshore winds, locally termed “Santa Anas” each year. During the dry season, which coincides with the months of maximum photochemical smog concentrations, the wind flow is bimodal, typified by a daytime onshore sea breeze and a nighttime offshore drainage wind. Summer wind flows are created by the pressure differences between the relatively cold ocean and the unevenly heated and cooled land surfaces that modify the general northwesterly wind circulation over southern California. Nighttime drainage begins with the radiational cooling of the mountain slopes. Heavy, cool air descends the slopes and flows through the mountain passes and canyons as it follows the lowering terrain toward the ocean. Another characteristic wind regime in the SCAB is the “Catalina Eddy,” a low level cyclonic (counterclockwise) flow centered over Santa Catalina Island which results in an offshore flow to the southwest. On most spring and summer days, some indication of an eddy is apparent in coastal sections.

In the SCAB, there are two distinct temperature inversion structures that control vertical mixing of air pollution. During the summer, warm high-pressure descending (subsiding) air is undercut by a shallow layer of cool marine air. The boundary between these two layers of air is a persistent marine subsidence/inversion. This boundary prevents vertical mixing which effectively acts as an impervious lid to pollutants over the entire SCAB. The mixing height for the inversion structure is normally situated 1,000 to 1,500 feet above mean sea level.

A second inversion-type forms in conjunction with the drainage of cool air off the surrounding mountains at night followed by the seaward drift of this pool of cool air. The top of this layer forms a sharp boundary with the warmer air aloft and creates nocturnal radiation inversions. These inversions occur primarily in the winter, when nights are longer and onshore flow is weakest. They are typically only a few hundred feet above mean sea level. These inversions effectively trap pollutants, such as NO_x and CO from vehicles, as the pool of cool air drifts seaward. Winter is therefore a period of high levels of primary pollutants along the coastline.

2.3 WIND PATTERNS AND PROJECT LOCATION

The distinctive climate of the Project area and the SCAB is determined by its terrain and geographical location. The SCAB is located in a coastal plain with connecting broad valleys and

low hills, bounded by the Pacific Ocean in the southwest quadrant with high mountains forming the remainder of the perimeter.

Wind patterns across the south coastal region are characterized by westerly and southwesterly onshore winds during the day and easterly or northeasterly breezes at night. Winds are characteristically light although the speed is somewhat greater during the dry summer months than during the rainy winter season.

2.4 CRITERIA POLLUTANTS

Criteria pollutants are pollutants that are regulated through the development of human health based and/or environmentally based criteria for setting permissible levels. Criteria pollutants, their typical sources, and health effects are identified below (5):

TABLE 2-1: CRITERIA POLLUTANTS

Criteria Pollutant	Description	Sources	Health Effects
CO	CO is a colorless, odorless gas produced by the incomplete combustion of carbon-containing fuels, such as gasoline or wood. CO concentrations tend to be the highest during the winter morning, when little to no wind and surface-based inversions trap the pollutant at ground levels. Because CO is emitted directly from internal combustion engines, unlike ozone, motor vehicles operating at slow speeds are the primary source of CO in the SCAB. The highest ambient CO concentrations are generally found near congested transportation corridors and intersections.	Any source that burns fuel such as automobiles, trucks, heavy construction equipment, farming equipment and residential heating.	Individuals with a deficient blood supply to the heart are the most susceptible to the adverse effects of CO exposure. The effects observed include earlier onset of chest pain with exercise, and electrocardiograph changes indicative of decreased oxygen supply to the heart. Inhaled CO has no direct toxic effect on the lungs but exerts its effect on tissues by interfering with oxygen transport and competing with oxygen to combine with hemoglobin present in the blood to form carboxyhemoglobin (COHb). Hence, conditions with an increased demand for oxygen supply can be adversely affected by exposure to CO. Individuals most at risk include fetuses, patients with diseases involving heart and blood vessels, and patients with chronic hypoxemia (oxygen deficiency) as seen at high altitudes.

Criteria Pollutant	Description	Sources	Health Effects
Sulfur Dioxide (SO ₂)	SO ₂ is a colorless, extremely irritating gas or liquid. It enters the atmosphere as a pollutant mainly as a result of burning high sulfur-content fuel oils and coal and from chemical processes occurring at chemical plants and refineries. When SO ₂ oxidizes in the atmosphere, it forms sulfates (SO ₄). Collectively, these pollutants are referred to as sulfur oxides (SO _x)	Coal or oil burning power plants and industries, refineries, diesel engines	<p>A few minutes of exposure to low levels of SO₂ can result in airway constriction in some asthmatics, all of whom are sensitive to its effects. In asthmatics, increase in resistance to air flow, as well as reduction in breathing capacity leading to severe breathing difficulties, are observed after acute exposure to SO₂. In contrast, healthy individuals do not exhibit similar acute responses even after exposure to higher concentrations of SO₂.</p> <p>Animal studies suggest that despite SO₂ being a respiratory irritant, it does not cause substantial lung injury at ambient concentrations. However, very high levels of exposure can cause lung edema (fluid accumulation), lung tissue damage, and sloughing off of cells lining the respiratory tract.</p> <p>Some population-based studies indicate that the mortality and morbidity effects associated with fine particles show a similar association with ambient SO₂ levels. In these studies, efforts to separate the effects of SO₂ from those of fine particles have not been successful. It is not clear whether the two pollutants act synergistically, or one pollutant alone is the predominant factor.</p>

Criteria Pollutant	Description	Sources	Health Effects
NO _x	<p>NO_x consist of nitric oxide (NO), nitrogen dioxide (NO₂) and nitrous oxide (N₂O) and are formed when nitrogen (N₂) combines with oxygen (O₂). Their lifespan in the atmosphere ranges from one to seven days for nitric oxide and nitrogen dioxide, to 170 years for nitrous oxide. Nitrogen oxides are typically created during combustion processes and are major contributors to smog formation and acid deposition. NO₂ is a criteria air pollutant and may result in numerous adverse health effects; it absorbs blue light, resulting in a brownish-red cast to the atmosphere and reduced visibility. Of the seven types of nitrogen oxide compounds, NO₂ is the most abundant in the atmosphere. As ambient concentrations of NO₂ are related to traffic density, commuters in heavy traffic may be exposed to higher concentrations of NO₂ than those indicated by regional monitoring station.</p>	Any source that burns fuel such as automobiles, trucks, heavy construction equipment, farming equipment and residential heating.	<p>Population-based studies suggest that an increase in acute respiratory illness, including infections and respiratory symptoms in children (not infants), is associated with long-term exposure to NO₂ at levels found in homes with gas stoves, which are higher than ambient levels found in Southern California. Increase in resistance to air flow and airway contraction is observed after short-term exposure to NO₂ in healthy subjects. Larger decreases in lung functions are observed in individuals with asthma or chronic obstructive pulmonary disease (e.g., chronic bronchitis, emphysema) than in healthy individuals, indicating a greater susceptibility of these sub-groups.</p> <p>In animals, exposure to levels of NO₂ considerably higher than ambient concentrations result in increased susceptibility to infections, possibly due to the observed changes in cells involved in maintaining immune functions. The severity of lung tissue damage associated with high levels of ozone exposure increases when animals are exposed to a combination of ozone and NO₂.</p>
Ozone (O ₃)	O ₃ is a highly reactive and unstable gas that is formed when VOCs and NO _x , both byproducts of internal combustion engine exhaust, undergo slow photochemical reactions in the presence of sunlight. Ozone concentrations are generally	Formed when reactive organic gases (ROG) and nitrogen oxides react in the presence of sunlight. ROG sources	Individuals exercising outdoors, children, and people with preexisting lung disease, such as asthma and chronic pulmonary lung disease, are considered to be the most susceptible sub-groups for ozone effects.

Criteria Pollutant	Description	Sources	Health Effects
	highest during the summer months when direct sunlight, light wind, and warm temperature conditions are favorable to the formation of this pollutant.	include any source that burns fuels, (e.g., gasoline, natural gas, wood, oil) solvents, petroleum processing and storage and pesticides.	<p>Short-term exposure (lasting for a few hours) to ozone at levels typically observed in Southern California can result in breathing pattern changes, reduction of breathing capacity, increased susceptibility to infections, inflammation of the lung tissue, and some immunological changes. Elevated ozone levels are associated with increased school absences. In recent years, a correlation between elevated ambient ozone levels and increases in daily hospital admission rates, as well as mortality, has also been reported. An increased risk for asthma has been found in children who participate in multiple outdoor sports and live in communities with high ozone levels.</p> <p>Ozone exposure under exercising conditions is known to increase the severity of the responses described above. Animal studies suggest that exposure to a combination of pollutants that includes ozone may be more toxic than exposure to ozone alone. Although lung volume and resistance changes observed after a single exposure diminish with repeated exposures, biochemical and cellular changes appear to persist, which can lead to subsequent lung structural changes.</p>
Particulate Matter	PM ₁₀ (Particulate Matter less than 10 microns): A major air pollutant consisting of tiny solid or liquid particles of soot, dust,	Sources of PM ₁₀ include road dust, windblown dust and construction. Also	A consistent correlation between elevated ambient fine particulate matter (PM ₁₀ and PM _{2.5}) levels and an

Criteria Pollutant	Description	Sources	Health Effects
	<p>smoke, fumes, and aerosols. Particulate matter pollution is a major cause of reduce visibility (haze) which is caused by the scattering of light and consequently the significant reduction air clarity. The size of the particles (10 microns or smaller, about 0.0004 inches or less) allows them to easily enter the lungs where they may be deposited, resulting in adverse health effects. Additionally, it should be noted that PM₁₀ is considered a criteria air pollutant.</p> <p>PM_{2.5} (Particulate Matter less than 2.5 microns): A similar air pollutant to PM₁₀ consisting of tiny solid or liquid particles which are 2.5 microns or smaller (which is often referred to as fine particles). These particles are formed in the atmosphere from primary gaseous emissions that include sulfates formed from SO₂ release from power plants and industrial facilities and nitrates that are formed from NO_x release from power plants, automobiles and other types of combustion sources. The chemical composition of fine particles highly depends on location, time of year, and weather conditions. PM_{2.5} is a criteria air pollutant.</p>	<p>formed from other pollutants (acid rain, NO_x, SO_x, organics). Incomplete combustion of any fuel.</p> <p>PM_{2.5} comes from fuel combustion in motor vehicles, equipment and industrial sources, residential and agricultural burning. Also formed from reaction of other pollutants (acid rain, NO_x, SO_x, organics).</p>	<p>increase in mortality rates, respiratory infections, number and severity of asthma attacks and the number of hospital admissions has been observed in different parts of the United States and various areas around the world. In recent years, some studies have reported an association between long-term exposure to air pollution dominated by fine particles and increased mortality, reduction in lifespan, and an increased mortality from lung cancer.</p> <p>Daily fluctuations in PM_{2.5} concentration levels have also been related to hospital admissions for acute respiratory conditions in children, to school and kindergarten absences, to a decrease in respiratory lung volumes in normal children, and to increased medication use in children and adults with asthma. Recent studies show lung function growth in children is reduced with long term exposure to particulate matter.</p> <p>The elderly, people with pre-existing respiratory or cardiovascular disease, and children appear to be more susceptible to the effects of high levels of PM₁₀ and PM_{2.5}.</p>
Volatile Organic Compounds (VOC)	<p>VOCs are hydrocarbon compounds (any compound containing various combinations of hydrogen and carbon atoms) that exist in the ambient air. VOCs contribute to the formation of smog through atmospheric photochemical reactions and/or may be toxic. Compounds of carbon (also known as organic</p>	<p>Organic chemicals are widely used as ingredients in household products. Paints, varnishes and wax all contain organic solvents, as do many cleaning, disinfecting,</p>	<p>Breathing VOCs can irritate the eyes, nose and throat, can cause difficulty breathing and nausea, and can damage the central nervous system as well as other organs. Some VOCs can cause cancer. Not all VOCs have all these health</p>

Criteria Pollutant	Description	Sources	Health Effects
	compounds) have different levels of reactivity; that is, they do not react at the same speed or do not form ozone to the same extent when exposed to photochemical processes. VOCs often have an odor, and some examples include gasoline, alcohol, and the solvents used in paints. Exceptions to the VOC designation include carbon monoxide, carbon dioxide, carbonic acid, metallic carbides or carbonates, and ammonium carbonate. VOCs are a criteria pollutant since they are a precursor to O ₃ , which is a criteria pollutant. The terms VOC and ROG (see below) interchangeably.	cosmetic, degreasing and hobby products. Fuels are made up of organic chemicals. All of these products can release organic compounds while you are using them, and, to some degree, when they are stored.	effects, though many have several.
ROG	Similar to VOC, ROG's are also precursors in forming ozone and consist of compounds containing methane, ethane, propane, butane, and longer chain hydrocarbons, which are typically the result of some type of combustion/decomposition process. Smog is formed when ROG and nitrogen oxides react in the presence of sunlight. ROG's are a criteria pollutant since they are a precursor to O ₃ , which is a criteria pollutant. The terms ROG and VOC (see previous) interchangeably.	Sources similar to VOCs.	Health effects similar to VOCs.
Lead (Pb)	Lead is a heavy metal that is highly persistent in the environment and is considered a criteria pollutant. In the past, the primary source of lead in the air was emissions from vehicles burning leaded gasoline. The major sources of lead emissions are ore and metals processing, particularly lead smelters, and piston-engine aircraft operating on leaded aviation gasoline. Other stationary sources include	Metal smelters, resource recovery, leaded gasoline, deterioration of lead paint.	Fetuses, infants, and children are more sensitive than others to the adverse effects of Pb exposure. Exposure to low levels of Pb can adversely affect the development and function of the central nervous system, leading to learning disorders, distractibility, inability to follow simple commands, and lower intelligence quotient. In adults, increased Pb levels are

Criteria Pollutant	Description	Sources	Health Effects
	waste incinerators, utilities, and lead-acid battery manufacturers. It should be noted that the Project does not include operational activities such as metal processing or lead acid battery manufacturing. As such, the Project is not anticipated to generate a quantifiable amount of lead emissions.		<p>associated with increased blood pressure.</p> <p>Pb poisoning can cause anemia, lethargy, seizures, and death; although it appears that there are no direct effects of Pb on the respiratory system. Pb can be stored in the bone from early age environmental exposure, and elevated blood Pb levels can occur due to breakdown of bone tissue during pregnancy, hyperthyroidism (increased secretion of hormones from the thyroid gland) and osteoporosis (breakdown of bony tissue). Fetuses and breast-fed babies can be exposed to higher levels of Pb because of previous environmental Pb exposure of their mothers.</p>
Odor	Odor means the perception experienced by a person when one or more chemical substances in the air come into contact with the human olfactory nerves (6).	Odors can come from many sources including animals, human activities, industry, natures, and vehicles.	Offensive odors can potentially affect human health in several ways. First, odorant compounds can irritate the eye, nose, and throat, which can reduce respiratory volume. Second, studies have shown that the VOCs that cause odors can stimulate sensory nerves to cause neurochemical changes that might influence health, for instance, by compromising the immune system. Finally, unpleasant odors can trigger memories or attitudes linked to unpleasant odors, causing cognitive and emotional effects such as stress.

2.5 EXISTING AIR QUALITY

Existing air quality is measured at established SCAQMD air quality monitoring stations. Monitored air quality is evaluated in the context of ambient air quality standards. These standards are the levels of air quality that are considered safe, with an adequate margin of safety, to protect the public health and welfare. National Ambient Air Quality Standards (NAAQS) and California Ambient Air Quality Standards (CAAQS) currently in effect are shown in Table 2-2 (7).

The determination of whether a region's air quality is healthful or unhealthful is determined by comparing contaminant levels in ambient air samples to the state and federal standards. At the time of this AQIA, the most recent state and federal standards were updated by CARB on May ,4 2016 and are presented in Table 2-2. The air quality in a region is considered to be in attainment by the state if the measured ambient air pollutant levels for O₃, CO (except 8-hour Lake Tahoe), SO₂ (1 and 24 hour), NO₂, PM₁₀, and PM_{2.5} are not to be exceeded. All others are not to be equaled or exceeded. It should be noted that the three-year period is presented for informational purposes and is not the basis for how the State assigns attainment status. Attainment status for a pollutant means that the Air District meets the standards set by the Environmental Protection Agency (EPA) or the California EPA (CalEPA). Conversely, nonattainment means that an area has monitored air quality that does not meet the NAAQS or CAAQS standards. In order to improve air quality in nonattainment areas, a State Implementation Plan (SIP) is drafted by CARB. The SIP outlines the measures that the state will take to improve air quality. Once nonattainment areas meet the standards and additional redesignation requirements, the EPA will designate the area as a maintenance area (8).

TABLE 2-2: AMBIENT AIR QUALITY STANDARDS (1 OF 2)

Ambient Air Quality Standards							
Pollutant	Averaging Time	California Standards ¹		National Standards ²			
		Concentration ³	Method ⁴	Primary ^{3,5}	Secondary ^{3,6}	Method ⁷	
Ozone (O ₃) ^d	1 Hour	0.09 ppm (180 µg/m ³)	Ultraviolet Photometry	—	Same as Primary Standard	Ultraviolet Photometry	
	8 Hour	0.070 ppm (137 µg/m ³)		0.070 ppm (137 µg/m ³)			
Respirable Particulate Matter (PM ₁₀) ⁸	24 Hour	50 µg/m ³	Gravimetric or Beta Attenuation	150 µg/m ³	Same as Primary Standard	Inertial Separation and Gravimetric Analysis	
	Annual Arithmetic Mean	20 µg/m ³		—			
Fine Particulate Matter (PM _{2.5}) ⁹	24 Hour	—	—	35 µg/m ³	Same as Primary Standard	Inertial Separation and Gravimetric Analysis	
	Annual Arithmetic Mean	12 µg/m ³	Gravimetric or Beta Attenuation	12.0 µg/m ³	15 µg/m ³		
Carbon Monoxide (CO)	1 Hour	20 ppm (23 mg/m ³)	Non-Dispersive Infrared Photometry (NDIR)	35 ppm (40 mg/m ³)	—	Non-Dispersive Infrared Photometry (NDIR)	
	8 Hour	9.0 ppm (10 mg/m ³)		9 ppm (10 mg/m ³)	—		
	8 Hour (Lake Tahoe)	6 ppm (7 mg/m ³)		—	—		
Nitrogen Dioxide (NO ₂) ¹⁰	1 Hour	0.18 ppm (339 µg/m ³)	Gas Phase Chemiluminescence	100 ppb (188 µg/m ³)	—	Gas Phase Chemiluminescence	
	Annual Arithmetic Mean	0.030 ppm (57 µg/m ³)		0.053 ppm (100 µg/m ³)	Same as Primary Standard		
Sulfur Dioxide (SO ₂) ¹¹	1 Hour	0.25 ppm (655 µg/m ³)	Ultraviolet Fluorescence	75 ppb (196 µg/m ³)	—	Ultraviolet Fluorescence; Spectrophotometry (Pararosaniline Method)	
	3 Hour	—		—	0.5 ppm (1300 µg/m ³)		
	24 Hour	0.04 ppm (105 µg/m ³)		0.14 ppm (for certain areas) ¹¹	—		
	Annual Arithmetic Mean	—		0.030 ppm (for certain areas) ¹¹	—		
Lead ^{12,13}	30 Day Average	1.5 µg/m ³	Atomic Absorption	—	—	High Volume Sampler and Atomic Absorption	
	Calendar Quarter	—		1.5 µg/m ³ (for certain areas) ¹²	Same as Primary Standard		
	Rolling 3-Month Average	—		0.15 µg/m ³			
Visibility Reducing Particles ¹⁴	8 Hour	See footnote 14	Beta Attenuation and Transmittance through Filter Tape	No National Standards			
Sulfates	24 Hour	25 µg/m ³	Ion Chromatography				
Hydrogen Sulfide	1 Hour	0.03 ppm (42 µg/m ³)	Ultraviolet Fluorescence				
Vinyl Chloride ¹²	24 Hour	0.01 ppm (26 µg/m ³)	Gas Chromatography				

See footnotes on next page ...

See footnotes on next page ...

For more information please call ARB-PIO at (916) 322-2990

California Air Resources Board (5/4/16)

TABLE 2-2: AMBIENT AIR QUALITY STANDARDS (2 OF 2)

1. California standards for ozone, carbon monoxide (except 8-hour Lake Tahoe), sulfur dioxide (1 and 24 hour), nitrogen dioxide, and particulate matter (PM10, PM2.5, and visibility reducing particles), are values that are not to be exceeded. All others are not to be equaled or exceeded. California ambient air quality standards are listed in the Table of Standards in Section 70200 of Title 17 of the California Code of Regulations.
2. National standards (other than ozone, particulate matter, and those based on annual arithmetic mean) are not to be exceeded more than once a year. The ozone standard is attained when the fourth highest 8-hour concentration measured at each site in a year, averaged over three years, is equal to or less than the standard. For PM10, the 24 hour standard is attained when the expected number of days per calendar year with a 24-hour average concentration above $150 \mu\text{g}/\text{m}^3$ is equal to or less than one. For PM2.5, the 24 hour standard is attained when 98 percent of the daily concentrations, averaged over three years, are equal to or less than the standard. Contact the U.S. EPA for further clarification and current national policies.
3. Concentration expressed first in units in which it was promulgated. Equivalent units given in parentheses are based upon a reference temperature of 25°C and a reference pressure of 760 torr. Most measurements of air quality are to be corrected to a reference temperature of 25°C and a reference pressure of 760 torr; ppm in this table refers to ppm by volume, or micromoles of pollutant per mole of gas.
4. Any equivalent measurement method which can be shown to the satisfaction of the ARB to give equivalent results at or near the level of the air quality standard may be used.
5. National Primary Standards: The levels of air quality necessary, with an adequate margin of safety to protect the public health.
6. National Secondary Standards: The levels of air quality necessary to protect the public welfare from any known or anticipated adverse effects of a pollutant.
7. Reference method as described by the U.S. EPA. An "equivalent method" of measurement may be used but must have a "consistent relationship to the reference method" and must be approved by the U.S. EPA.
8. On October 1, 2015, the national 8-hour ozone primary and secondary standards were lowered from 0.075 to 0.070 ppm.
9. On December 14, 2012, the national annual PM2.5 primary standard was lowered from $15 \mu\text{g}/\text{m}^3$ to $12.0 \mu\text{g}/\text{m}^3$. The existing national 24-hour PM2.5 standards (primary and secondary) were retained at $35 \mu\text{g}/\text{m}^3$, as was the annual secondary standard of $15 \mu\text{g}/\text{m}^3$. The existing 24-hour PM10 standards (primary and secondary) of $150 \mu\text{g}/\text{m}^3$ also were retained. The form of the annual primary and secondary standards is the annual mean, averaged over 3 years.
10. To attain the 1-hour national standard, the 3-year average of the annual 98th percentile of the 1-hour daily maximum concentrations at each site must not exceed 100 ppb. Note that the national 1-hour standard is in units of parts per billion (ppb). California standards are in units of parts per million (ppm). To directly compare the national 1-hour standard to the California standards the units can be converted from ppb to ppm. In this case, the national standard of 100 ppb is identical to 0.100 ppm.
11. On June 2, 2010, a new 1-hour SO_2 standard was established and the existing 24-hour and annual primary standards were revoked. To attain the 1-hour national standard, the 3-year average of the annual 99th percentile of the 1-hour daily maximum concentrations at each site must not exceed 75 ppb. The 1971 SO_2 national standards (24-hour and annual) remain in effect until one year after an area is designated for the 2010 standard, except that in areas designated nonattainment for the 1971 standards, the 1971 standards remain in effect until implementation plans to attain or maintain the 2010 standards are approved.
Note that the 1-hour national standard is in units of parts per billion (ppb). California standards are in units of parts per million (ppm). To directly compare the 1-hour national standard to the California standard the units can be converted to ppm. In this case, the national standard of 75 ppb is identical to 0.075 ppm.
12. The ARB has identified lead and vinyl chloride as 'toxic air contaminants' with no threshold level of exposure for adverse health effects determined. These actions allow for the implementation of control measures at levels below the ambient concentrations specified for these pollutants.
13. The national standard for lead was revised on October 15, 2008 to a rolling 3-month average. The 1978 lead standard ($1.5 \mu\text{g}/\text{m}^3$ as a quarterly average) remains in effect until one year after an area is designated for the 2008 standard, except that in areas designated nonattainment for the 1978 standard, the 1978 standard remains in effect until implementation plans to attain or maintain the 2008 standard are approved.
14. In 1989, the ARB converted both the general statewide 10-mile visibility standard and the Lake Tahoe 30-mile visibility standard to instrumental equivalents, which are "extinction of 0.23 per kilometer" and "extinction of 0.07 per kilometer" for the statewide and Lake Tahoe Air Basin standards, respectively.

For more information please call ARB-PIO at (916) 322-2990

California Air Resources Board (5/4/16)

2.6 REGIONAL AIR QUALITY

Air pollution contributes to a wide variety of adverse health effects. The EPA has established national ambient air quality standards (NAAQS) for six of the most common air pollutants: carbon monoxide, lead, ozone, particulate matter, nitrogen dioxide, and sulfur dioxide which are known as criteria pollutants. The SCAQMD monitors levels of various criteria pollutants at 37 permanent monitoring stations and 5 single-pollutant source Lead (Pb) air monitoring sites throughout the air district (9). On February 21, 2019, CARB posted the 2018 amendments to the state and national area designations. See Table 2-3 for attainment designations for the SCAB (10). Appendix 2.1 provides geographic representation of the state and federal attainment status for applicable criteria pollutants within the SCAB.

TABLE 2-3: ATTAINMENT STATUS OF CRITERIA POLLUTANTS IN THE SCAB

Criteria Pollutant	State Designation	Federal Designation
O ₃ – 1-hour standard	Nonattainment	--
O ₃ – 8-hour standard	Nonattainment	Nonattainment
PM ₁₀	Nonattainment	Attainment
PM _{2.5}	Nonattainment	Nonattainment
CO	Attainment	Unclassifiable/Attainment
NO ₂	Attainment	Unclassifiable/Attainment
SO ₂	Unclassifiable/Attainment	Unclassifiable/Attainment
Pb ¹	Attainment	Unclassifiable/Attainment

Note: See Appendix 2.1 for a detailed map of State/National Area Designations within the SCAB

"--" = The national 1-hour O₃ standard was revoked effective June 15, 2005.

2.7 LOCAL AIR QUALITY

The Project site is located within the Source Receptor Area (SRA) 33. Within SRA 33, the SCAQMD CA-60 Near Road monitoring station is located 2.86 miles north of the Project site and is the nearest long-term air quality monitoring site for NO₂ and PM_{2.5}. The SCAQMD I-10 Near Road monitoring station is located 7.39 miles northeast of the Project site and is the next nearest monitoring site within SRA 33. The I-10 Near Road monitoring station provides data for CO. Relative to the Project site, the nearest long-term air quality monitoring site for O₃ is the SCAQMD Pomona/Walnut Valley (SRA 10) monitoring station located 8.64 miles northwest of the Project site. The SCAQMD Corona/Norco (SRA 22) Area monitoring station, which is located 4.92 miles southeast of the Project site, is the nearest monitoring station relative to the Project site that provides data for PM₁₀. It should be noted that both the Pomona/Walnut Valley and Corona/Norco Area monitoring stations were utilized in lieu of the CA-60 Near Road and I-10 Near Road monitoring stations only in instances where data was not available.

¹ The Federal nonattainment designation for lead is only applicable towards the Los Angeles County portion of the SCAB.

The most recent three (3) years of data available is shown on Table 2-3 and identifies the number of days ambient air quality standards were exceeded for the study area, which is considered to be representative of the local air quality at the Project site. Data for O₃, CO, NO₂, PM₁₀, and PM_{2.5} for 2016 through 2018 was obtained from the SCAQMD Air Quality Data Tables (11). Additionally, data for SO₂ has been omitted as attainment is regularly met in the SCAB and few monitoring stations measure SO₂ concentrations.

TABLE 2-4: PROJECT AREA AIR QUALITY MONITORING SUMMARY 2016-2018

POLLUTANT	STANDARD	YEAR		
		2016	2017	2018
O ₃				
Maximum Federal 1-Hour Concentration (ppm)		0.127	0.147	0.112
Maximum Federal 8-Hour Concentration (ppm)		0.092	0.114	0.092
Number of Days Exceeding State 1-Hour Standard	> 0.09 ppm	20	18	7
Number of Days Exceeding State/Federal 8-Hour Standard	> 0.070 ppm	29	38	10
CO				
Maximum Federal 1-Hour Concentration	> 35 ppm	1.7	4.2	1.6
Maximum Federal 8-Hour Concentration	> 20 ppm	1.3	1.3	1.3
NO ₂				
Maximum Federal 1-Hour Concentration	> 0.100 ppm	0.089	0.093	0.079
Annual Average		31.0	32.1	30.4
PM ₁₀				
Maximum Federal 24-Hour Concentration (µg/m ³)	> 150 µg/m ³	62.0	85.1	100
Annual Federal Arithmetic Mean (µg/m ³)		31.7	31.2	30.2
Number of Days Exceeding Federal 24-Hour Standard	> 150 µg/m ³	0	0	0
Number of Days Exceeding State 24-Hour Standard	> 50 µg/m ³	7	7	3
PM _{2.5}				
Maximum Federal 24-Hour Concentration (µg/m ³)	> 35 µg/m ³	55.9	67.8	47.90
Annual Federal Arithmetic Mean (µg/m ³)	> 12 µg/m ³	14.8	14.6	14.31
Number of Days Exceeding Federal 24-Hour Standard	> 35 µg/m ³	7	9	5

Source: Data for O₃, CO, NO₂, PM₁₀, and PM_{2.5} was obtained from SCAQMD Air Quality Data Tables.

2.8 REGULATORY BACKGROUND

2.8.1 FEDERAL REGULATIONS

The EPA is responsible for setting and enforcing the NAAQS for O₃, CO, NO_x, SO₂, PM₁₀, and Pb (12). The EPA has jurisdiction over emissions sources that are under the authority of the federal government including aircraft, locomotives, and emissions sources outside state waters (Outer Continental Shelf). The EPA also establishes emission standards for vehicles sold in states other

than California. Automobiles sold in California must meet the stricter emission requirements of the CARB.

The Federal Clean Air Act (CAA) was first enacted in 1955 and has been amended numerous times in subsequent years (1963, 1965, 1967, 1970, 1977, and 1990). The CAA establishes the federal air quality standards, the NAAQS, and specifies future dates for achieving compliance (13). The CAA also mandates that states submit and implement SIPs for local areas not meeting these standards. These plans must include pollution control measures that demonstrate how the standards will be met.

The 1990 amendments to the CAA that identify specific emission reduction goals for areas not meeting the NAAQS require a demonstration of reasonable further progress toward attainment and incorporate additional sanctions for failure to attain or to meet interim milestones. The sections of the CAA most directly applicable to the development of the Project site include Title I (Non-Attainment Provisions) and Title II (Mobile Source Provisions) (14) (15). Title I provisions were established with the goal of attaining the NAAQS for the following criteria pollutants O_3 , NO_2 , SO_2 , PM_{10} , CO, $PM_{2.5}$, and Pb. The NAAQS were amended in July 1997 to include an additional standard for O_3 and to adopt a NAAQS for $PM_{2.5}$. Table 2-3 (previously presented) provides the NAAQS within the SCAB.

Mobile source emissions are regulated in accordance with Title II provisions. These provisions require the use of cleaner burning gasoline and other cleaner burning fuels such as methanol and natural gas. Automobile manufacturers are also required to reduce tailpipe emissions of hydrocarbons and NO_x . NO_x is a collective term that includes all forms of nitrogen oxides (NO , NO_2 , NO_3) which are emitted as byproducts of the combustion process.

2.8.2 CALIFORNIA REGULATIONS

California Air Resource Board. The CARB, which became part of the CalEPA in 1991, is responsible for ensuring implementation of the California Clean Air Act (AB 2595), responding to the federal CAA, and for regulating emissions from consumer products and motor vehicles. AB 2595 mandates achievement of the maximum degree of emissions reductions possible from vehicular and other mobile sources in order to attain the state ambient air quality standards by the earliest practical date. The CARB established the CAAQS for all pollutants for which the federal government has NAAQS and, in addition, establishes standards for sulfates, visibility, hydrogen sulfide, and vinyl chloride. However, at this time, hydrogen sulfide and vinyl chloride are not measured at any monitoring stations in the SCAB because they are not considered to be a regional air quality problem. Generally, the CAAQS are more stringent than the NAAQS (16) (12).

Local air quality management districts, such as the SCAQMD, regulate air emissions from stationary sources such as commercial and industrial facilities. All air pollution control districts have been formally designated as attainment or non-attainment for each CAAQS.

Serious non-attainment areas are required to prepare air quality management plans that include specified emission reduction strategies in an effort to meet clean air goals. These plans are required to include:

- Application of Best Available Retrofit Control Technology to existing sources;
- Developing control programs for area sources (e.g., architectural coatings and solvents) and indirect sources (e.g. motor vehicle use generated by residential and commercial development);
- A District permitting system designed to allow no net increase in emissions from any new or modified permitted sources of emissions;
- Implementing reasonably available transportation control measures and assuring a substantial reduction in growth rate of vehicle trips and miles traveled;
- Significant use of low emissions vehicles by fleet operators;
- Sufficient control strategies to achieve a five percent or more annual reduction in emissions or 15 percent or more in a period of three years for ROGs, NO_x, CO and PM₁₀. However, air basins may use alternative emission reduction strategy that achieves a reduction of less than five percent per year under certain circumstances.

Title 24 Energy Efficiency Standards and California Green Building Standards. CCR Title 24 Part 6: California's Energy Efficiency Standards for Residential and Nonresidential Buildings, was first adopted in 1978 in response to a legislative mandate to reduce California's energy consumption. The standards are updated periodically to allow consideration and possible incorporation of new energy efficient technologies and methods. CCR, Title 24, Part 11: California Green Building Standards Code (CALGreen) is a comprehensive and uniform regulatory code for all residential, commercial, and school buildings that went in effect on January 1, 2011, and is administered by the California Building Standards Commission. CALGreen is updated on a regular basis, with the most recent approved update consisting of the 2019 California Green Building Code Standards that will be effective January 1, 2020. Local jurisdictions are permitted to adopt more stringent requirements, as state law provides methods for local enhancements. CALGreen recognizes that many jurisdictions have developed existing construction and demolition ordinances and defers to them as the ruling guidance provided, they establish a minimum 65 percent diversion requirement. The code also provides exemptions for areas not served by construction and demolition recycling infrastructure. The State Building Code provides the minimum standard that buildings must meet in order to be certified for occupancy, which is generally enforced by the local building official.

Energy efficient buildings require less electricity; therefore, increased energy efficiency reduces fossil fuel consumption and decreases greenhouse gas (GHG) emissions. The 2019 version of Title 24 was adopted by the California Energy Commission (CEC) and will become effective on January 1, 2020. It should be noted that the analysis herein assumes compliance with the 2019 Title 24 Standards because the Project will be constructed after January 1, 2020.

The 2019 Title 24 standards will result in less energy use, thereby reducing air pollutant emissions associated with energy consumption in the SCAB and across the State of California. For example, the 2019 Title 24 standards will require solar photovoltaic systems for new homes, establish requirements for newly constructed healthcare facilities, encourage demand responsive technologies for residential buildings, and update indoor and outdoor lighting requirements for nonresidential buildings. The CEC anticipates that single-family homes built with the 2019 standards will use approximately 7 percent less energy compared to the residential homes built

under the 2016 standards. Additionally, after implementation of solar photovoltaic systems, homes built under the 2019 standards will use about 53 percent less energy than homes built under the 2016 standards. Nonresidential buildings (such as the Project) will use approximately 30 percent less energy due to lighting upgrade requirements (17).

Because the Project will be constructed after January 1, 2019, the 2019 CALGreen standards are applicable to the Project and require, among other items (18):

- Short-term bicycle parking. If the new project or an additional alteration is anticipated to generate visitor traffic, provide permanently anchored bicycle racks within 200 feet of the visitors' entrance, readily visible to passers-by, for 5 percent of new visitor motorized vehicle parking spaces being added, with a minimum of one two-bike capacity rack (5.106.4.1.1).
- Long-term bicycle parking. For new buildings with tenant spaces that have 10 or more tenant-occupants, provide secure bicycle parking for 5 percent of the tenant-occupant vehicular parking spaces with a minimum of one bicycle parking facility (5.106.4.1.2).
- Designated parking. In new projects or additions to alterations that add 10 or more vehicular parking spaces, provide designated parking for any combination of low-emitting, fuel-efficient and carpool/van pool vehicles as shown in Table 5.106.5.2 (5.106.5.2).
- Construction waste management. Recycle and/or salvage for reuse a minimum of 65 percent of the nonhazardous construction and demolition waste in accordance with Section 5.408.1.1, 5.405.1.2, or 5.408.1.3; or meet a local construction and demolition waste management ordinance, whichever is more stringent (5.408.1).
- Excavated soil and land clearing debris. 100 percent of trees, stumps, rocks and associated vegetation and soils resulting primarily from land clearing shall be reused or recycled. For a phased project, such material may be stockpiled on site until the storage site is developed (5.408.3).
- Recycling by Occupants. Provide readily accessible areas that serve the entire building and are identified for the depositing, storage and collection of non-hazardous materials for recycling, including (at a minimum) paper, corrugated cardboard, glass, plastics, organic waste, and metals or meet a lawfully enacted local recycling ordinance, if more restrictive (5.410.1).
- Water conserving plumbing fixtures and fittings. Plumbing fixtures (water closets and urinals) and fittings (faucets and showerheads) shall comply with the following:
 - Water Closets. The effective flush volume of all water closets shall not exceed 1.28 gallons per flush (5.303.3.1)
 - Urinals. The effective flush volume of wall-mounted urinals shall not exceed 0.125 gallons per flush (5.303.3.2.1). The effective flush volume of floor-mounted or other urinals shall not exceed 0.5 gallons per flush (5.303.3.2.2).
 - Showerheads. Single showerheads shall have a minimum flow rate of not more than 1.8 gallons per minute and 80 psi (5.303.3.3.1). When a shower is served by more than one showerhead, the combine flow rate of all showerheads and/or other shower outlets controlled by a single valve shall not exceed 1.8 gallons per minute at 80 psi (5.303.3.3.2).
 - Faucets and fountains. Nonresidential lavatory faucets shall have a maximum flow rate of not more than 0.5 gallons per minute at 60 psi (5.303.3.4.1). Kitchen faucets shall have a maximum flow rate of not more than 1.8 gallons per minute of 60 psi (5.303.3.4.2). Wash fountains shall have a maximum flow rate of not more than 1.8 gallons per minute

(5.303.3.4.3). Metering faucets shall not deliver more than 0.20 gallons per cycle
 (5.303.3.4.4). Metering faucets for wash fountains shall have a maximum flow rate not more than 0.20 gallons per cycle (5.303.3.4.5).

- Outdoor portable water use in landscaped areas. Nonresidential developments shall comply with a local water efficient landscape ordinance or the current California Department of Water Resources' Model Water Efficient (MWELO), whichever is more stringent (5.304.1).
- Water meters. Separate submeters or metering devices shall be installed for new buildings or additions in excess of 50,000 sf or for excess consumption where any tenant within a new building or within an addition that is project to consume more than 1,000 gal/day (5.303.1.1 and 5.303.1.2).
- Outdoor water use in rehabilitated landscape projects equal or greater than 2,500 sf. Rehabilitated landscape projects with an aggregate landscape area equal to or greater than 2,500 sf requiring a building or landscape permit (5.304.3).
- Commissioning. For new buildings 10,000 sf and over, building commissioning shall be included in the design and construction processes of the building project to verify that the building systems and components meet the owner's or owner representative's project requirements (5.410.2).

2.8.3 AIR QUALITY MANAGEMENT PLANNING

Currently, the NAAQS and CAAQS are exceeded in most parts of the SCAB. In response, the SCAQMD has adopted a series of Air Quality Management Plans (AQMP) to meet the state and federal ambient air quality standards (19). AQMPs are updated regularly in order to more effectively reduce emissions, accommodate growth, and to minimize any negative fiscal impacts of air pollution control on the economy. A detailed discussion on the AQMP and Project consistency with the AQMP is provided in Section 3.9.

2.9 REGIONAL AIR QUALITY IMPROVEMENT

The Project is within the jurisdiction of the SCAQMD. In 1976, California adopted the Lewis Air Quality Management Act which created SCAQMD from a voluntary association of air pollution control districts in Los Angeles, Orange, Riverside, and San Bernardino counties. The geographic area of which SCAQMD consists is known as the SCAB. SCAQMD develops comprehensive plans and regulatory programs for the region to attain federal standards by dates specified in federal law. The agency is also responsible for meeting state standards by the earliest date achievable, using reasonably available control measures.

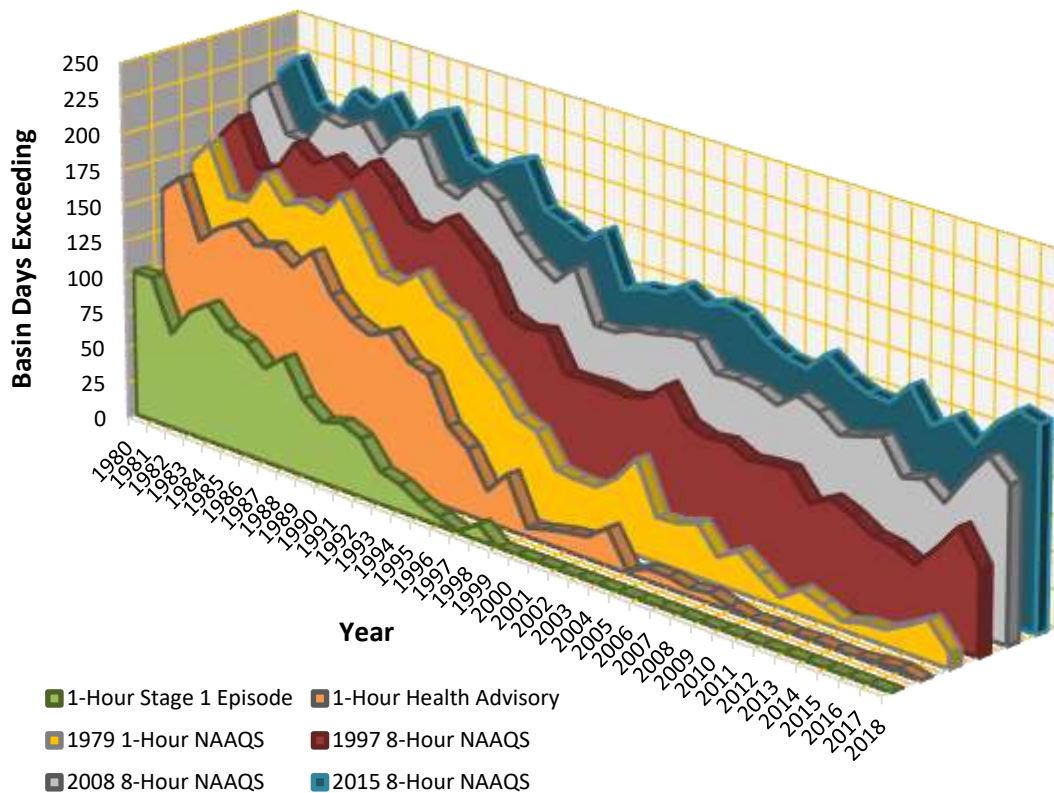
SCAQMD rule development through the 1970s and 1980s resulted in dramatic improvement in SCAB air quality. Nearly all control programs developed through the early 1990s relied on (i) the development and application of cleaner technology; (ii) add-on emission controls, and (iii) uniform CEQA review throughout the SCAB. Industrial emission sources have been significantly reduced by this approach and vehicular emissions have been reduced by technologies implemented at the state level by CARB.

As discussed above, the SCAQMD is the lead agency charged with regulating air quality emission reductions for the entire SCAB. SCAQMD created AQMPs which represent a regional blueprint for achieving healthful air on behalf of the 16 million residents of the SCAB. The 2012 AQMP

states, “the remarkable historical improvement in air quality since the 1970’s is the direct result of Southern California’s comprehensive, multiyear strategy of reducing air pollution from all sources as outlined in its AQMPs,” (20).

Emissions of O₃, NO_x, VOC, and CO have been decreasing in the SCAB since 1975 and are projected to continue to decrease through 2020 (21). These decreases result primarily from motor vehicle controls and reductions in evaporative emissions. Although vehicle miles traveled (VMT) in the SCAB continue to increase, NO_x and VOC levels are decreasing because of the mandated controls on motor vehicles and the replacement of older polluting vehicles with lower-emitting vehicles. NO_x emissions from electric utilities have also decreased due to use of cleaner fuels and renewable energy. O₃ contour maps show that the number of days exceeding the 8-hour NAAQS has decreased between 1997 and 2007. In the 2007 period, there was an overall decrease in exceedance days compared with the 1997 period. However, as shown on Table 2-5, O₃ levels have increased in the past two years due to higher temperatures and stagnant weather conditions. Notwithstanding, O₃ levels in the SCAB have decreased substantially over the last 30 years with the current maximum measured concentrations being approximately one-third of concentrations within the late 70’s (22).

TABLE 2-5: SCAB O₃ TREND

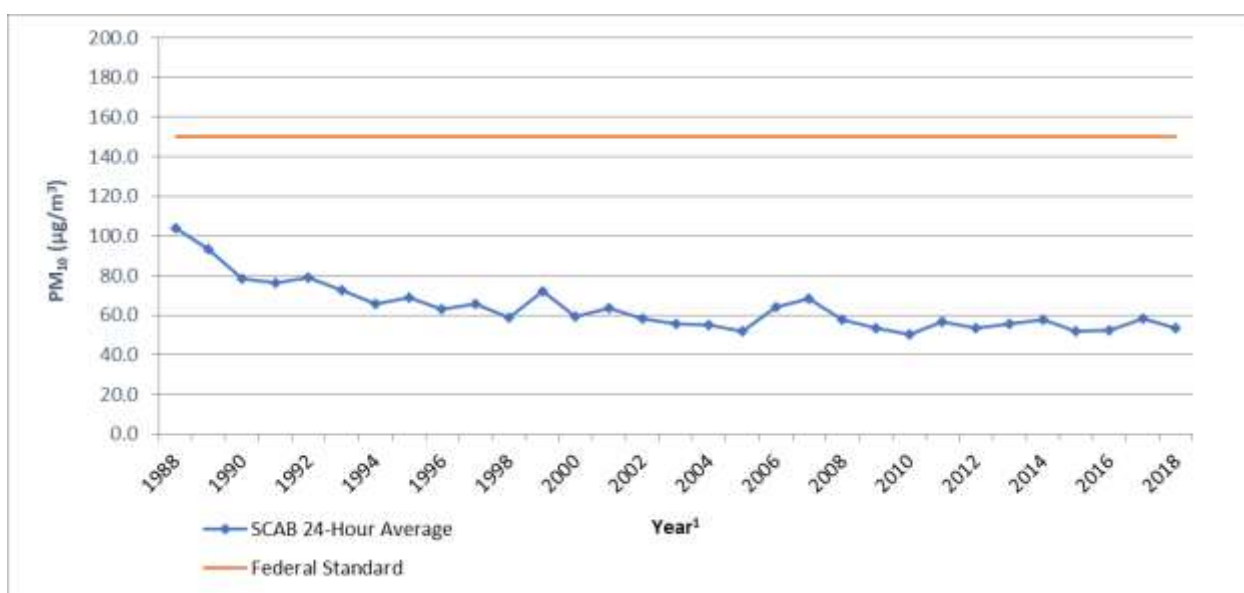


Source: SCAQMD

The overall trends of PM₁₀ and PM_{2.5} levels in the air (not emissions) show an overall improvement since 1975. Direct emissions of PM₁₀ have remained somewhat constant in the SCAB and direct emissions of PM_{2.5} have decreased slightly since 1975. Area wide sources (fugitive dust from roads, dust from construction and demolition, and other sources) contribute the greatest amount of direct particulate matter emissions.

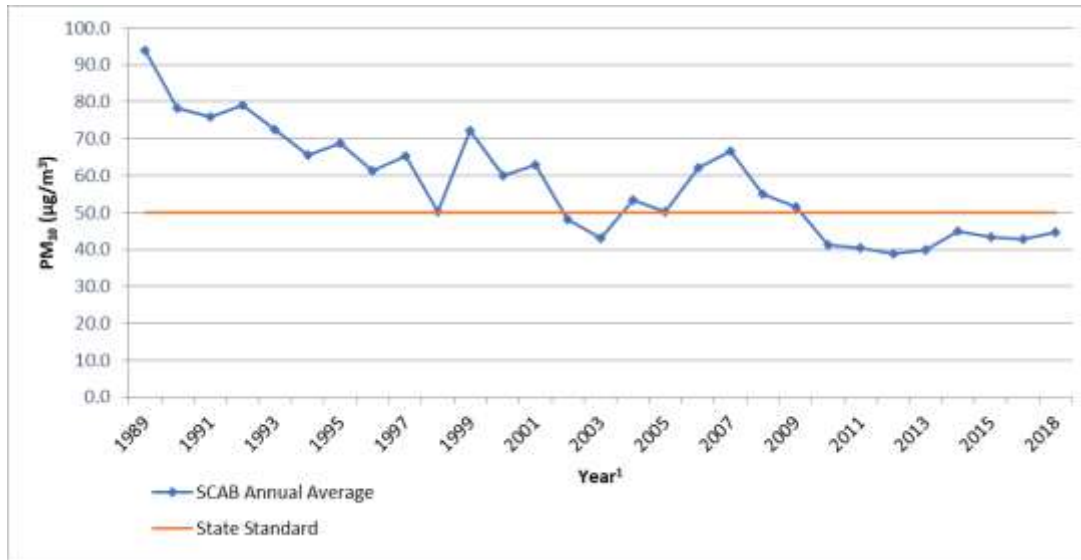
As with other pollutants, the most recent PM₁₀ statistics show an overall improvement as illustrated in Tables 2-6 and 2-7. During the period for which data are available, the 24-hour national annual average concentration for PM₁₀ decreased by approximately 48 percent, from 103.7 µg/m³ in 1988 to 53.5 µg/m³ in 2018 (23). Although the values are below the federal standard, it should be noted that there are days within the year where the concentrations will exceed the threshold. The 24-hour state annual average for emissions for PM₁₀, have decreased by approximately 53 percent since 1988 (23). Although data in the late 1990's show some variability, this is probably due to the advances in meteorological science rather than a change in emissions. Similar to the ambient concentrations, the calculated number of days above the 24-hour PM₁₀ standards has also shown an overall drop.

TABLE 2-6: SCAB AVERAGE 24-HOUR CONCENTRATION PM₁₀ TREND (BASED ON FEDERAL STANDARD)¹



Source: CARB

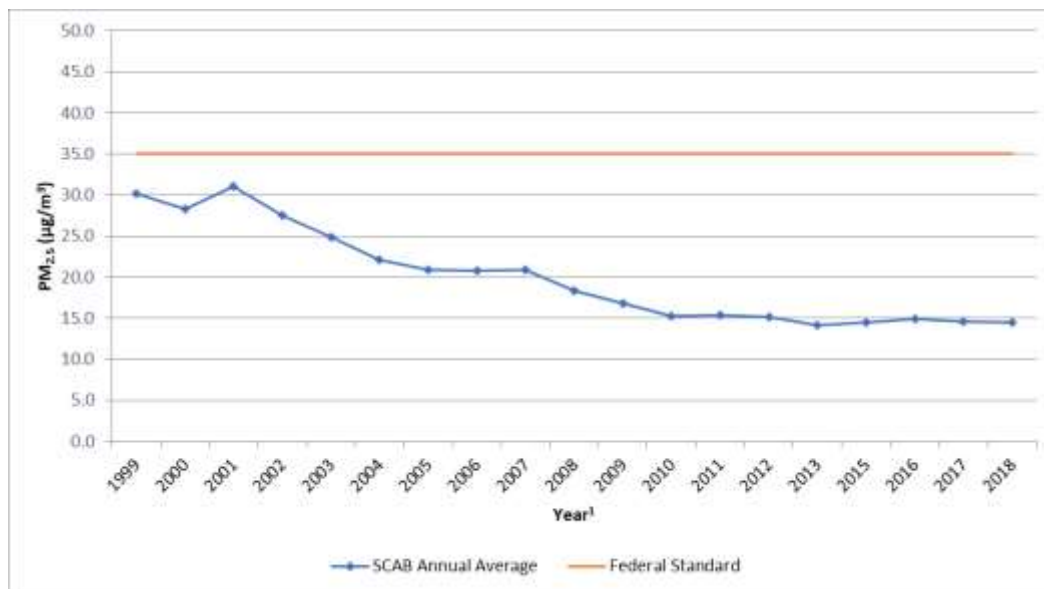
¹ Some year have been omitted from the table as insufficient data (or no) data has been reported. Years with reported value of "0" have also been omitted.

TABLE 2-7: SCAB ANNUAL AVERAGE CONCENTRATION PM₁₀ TREND (BASED ON STATE STANDARD)¹

Source: CARB

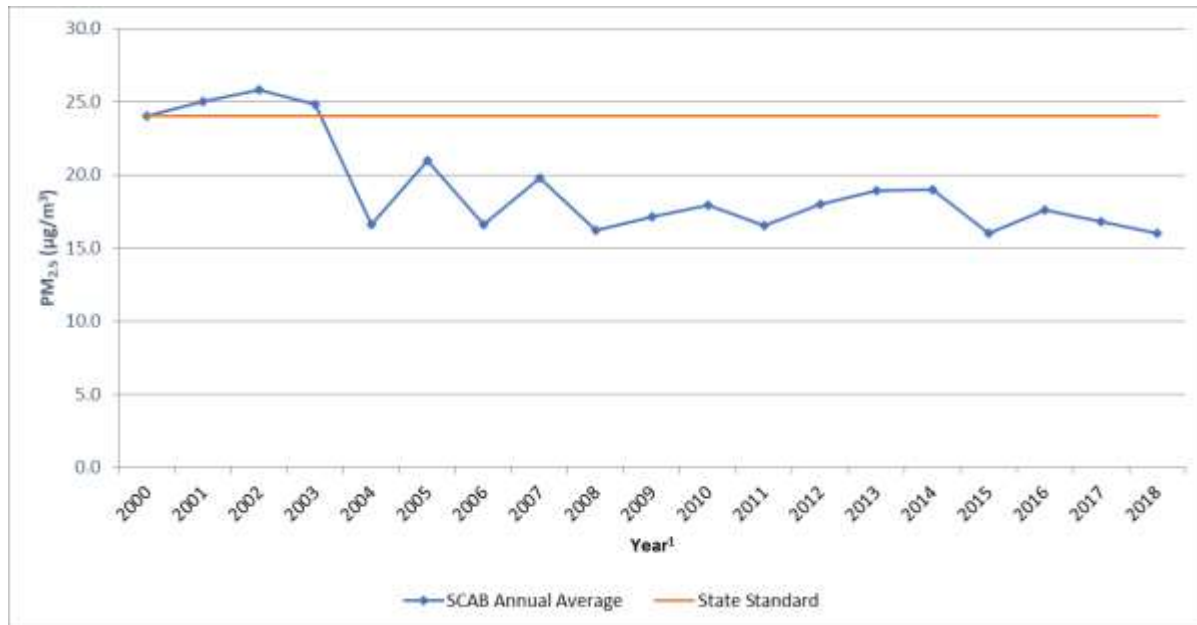
¹ Some year have been omitted from the table as insufficient data (or no) data has been reported. Years with reported value of "0" have also been omitted.

Tables 2-8 and 2-9 shows the most recent 24-hour average PM_{2.5} concentrations in the SCAB from 1999 through 2018. Overall, the national and state annual average concentrations have decreased by almost 52 percent and 33 percent respectively (23). It should be noted that the SCAB is currently designated as nonattainment for the state and federal PM_{2.5} standards.

TABLE 2-8: SCAB 24-HOUR AVERAGE CONCENTRATION PM_{2.5} TREND (BASED ON FEDERAL STANDARD)¹

Source: CARB

¹ Some year have been omitted from the table as insufficient data (or no) data has been reported. Years with reported value of "0" have also been omitted.

TABLE 2-9: SCAB ANNUAL AVERAGE CONCENTRATION PM_{2.5} TREND (BASED ON STATE STANDARD)¹

Source: CARB

¹ Some year have been omitted from the table as insufficient data (or no) data has been reported. Years with reported value of "0" have also been omitted.

While the 2012 AQMP PM₁₀ attainment demonstration and the 2015 associated supplemental SIP submission indicated that attainment of the 24-hour standard was predicted to occur by the end of 2015, it could not anticipate the effect of the ongoing drought on the measured PM_{2.5}.

The 2006 to 2010 base period used for the 2012 attainment demonstration had near-normal rainfall. While the trend of PM_{2.5}-equivalent emission reductions continued through 2015, the severe drought conditions contributed to the PM_{2.5} increases observed after 2012. As a result of the disrupted progress toward attainment of the federal 24-hour PM_{2.5} standard, SCAQMD submitted a request and the EPA approved, in January 2016, a "bump up" to the nonattainment classification from "moderate" to "serious," with a new attainment deadline as soon as practicable, but not beyond December 31, 2019.

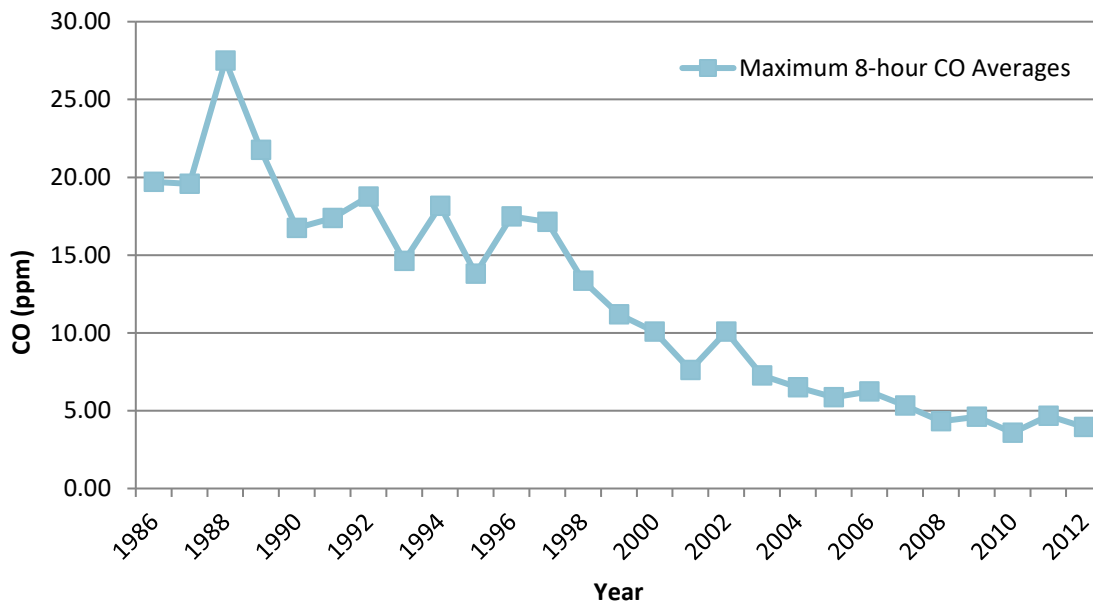
In March 2017, the AQMD released the Final 2016 AQMP. The 2016 AQMP continues to evaluate current integrated strategies and control measures to meet the NAAQS, as well as, explore new and innovative methods to reach its goals. Some of these approaches include utilizing incentive programs, recognizing existing co-benefit programs from other sectors, and developing a strategy with fair-share reductions at the federal, state, and local levels (24). Similar to the 2012 AQMP, the 2016 AQMP incorporates scientific and technological information and planning assumptions, including the 2016 Regional Transportation Plan/Sustainable Communities Strategy (RTP/SCS) and updated emission inventory methodologies for various source categories (25).

The most recent CO concentrations in the SCAB are shown in Table 2-10 (23). CO concentrations in the SCAB have decreased markedly — a total decrease of more about 80 percent in the peak 8-hour concentration since 1986. It should be noted 2012 is the most recent year where 8-hour

CO averages and related statistics are available in the SCAB. The number of exceedance days has also declined. The entire SCAB is now designated as attainment for both the state and national CO standards. Ongoing reductions from motor vehicle control programs should continue the downward trend in ambient CO concentrations.

Part of the control process of the SCAQMD's duty to greatly improve the air quality in the SCAB is the uniform CEQA review procedures required by SCAQMD's CEQA Handbook (26). The single threshold of significance used to assess Project direct and cumulative impacts has in fact "worked" as evidenced by the track record of the air quality in the SCAB dramatically improving over the course of the past decades. As stated by the SCAQMD, the District's thresholds of significance are based on factual and scientific data and are therefore appropriate thresholds of significance to use for this Project.

TABLE 2-10: SCAB 24-HOUR AVERAGE CONCENTRATION CO TREND¹



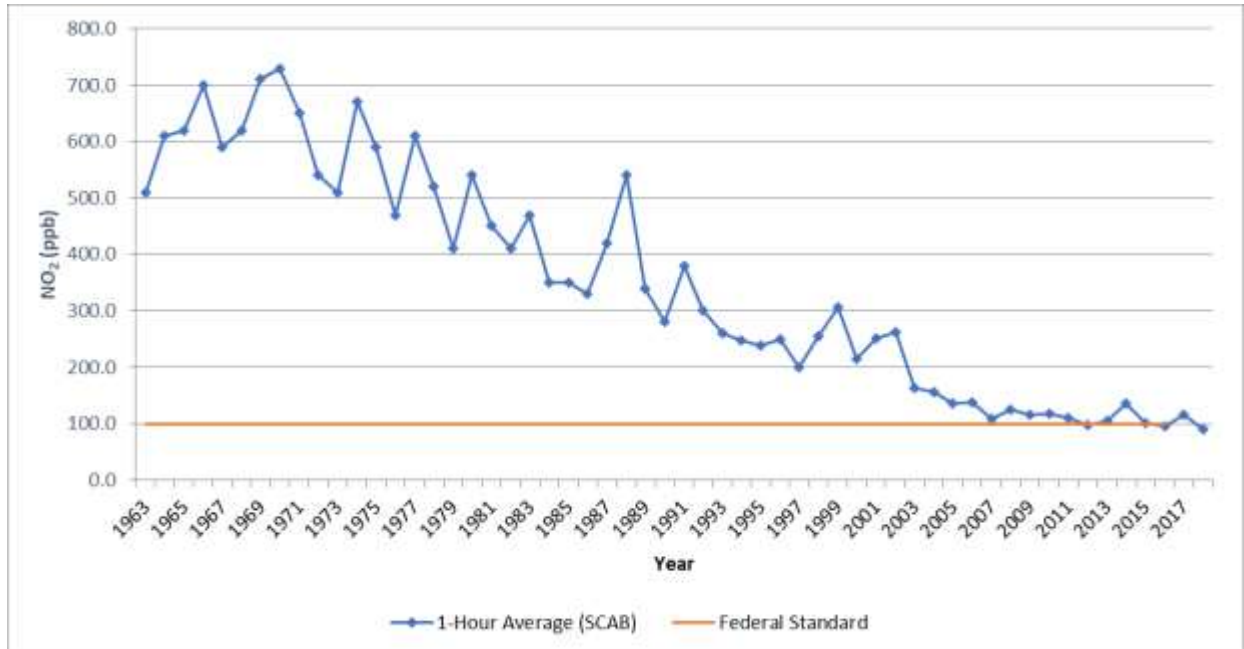
Source: CARB

¹ The most recent year where 8-hour concentration data is available is 2012.

The most recent NO₂ data for the SCAB is shown in Tables 2-11 and 2-12 (23). Over the last 50 years, NO₂ values have decreased significantly; the peak 1-hour national and state averages for 2018 is approximately 82 percent lower than what it was during 1963. The SCAB attained the State 1-hour NO₂ standard in 1994, bringing the entire state into attainment. A new state annual average standard of 0.030 parts per million was adopted by the ARB in February 2007 (27). The new standard is just barely exceeded in the SCAQMD. NO₂ is formed from NO_x emissions, which also contribute to O₃. As a result, the majority of the future emission control measures will be implemented as part of the overall ozone control strategy. Many of these control measures will target mobile sources, which account for more than three-quarters of California's NO_x emissions.

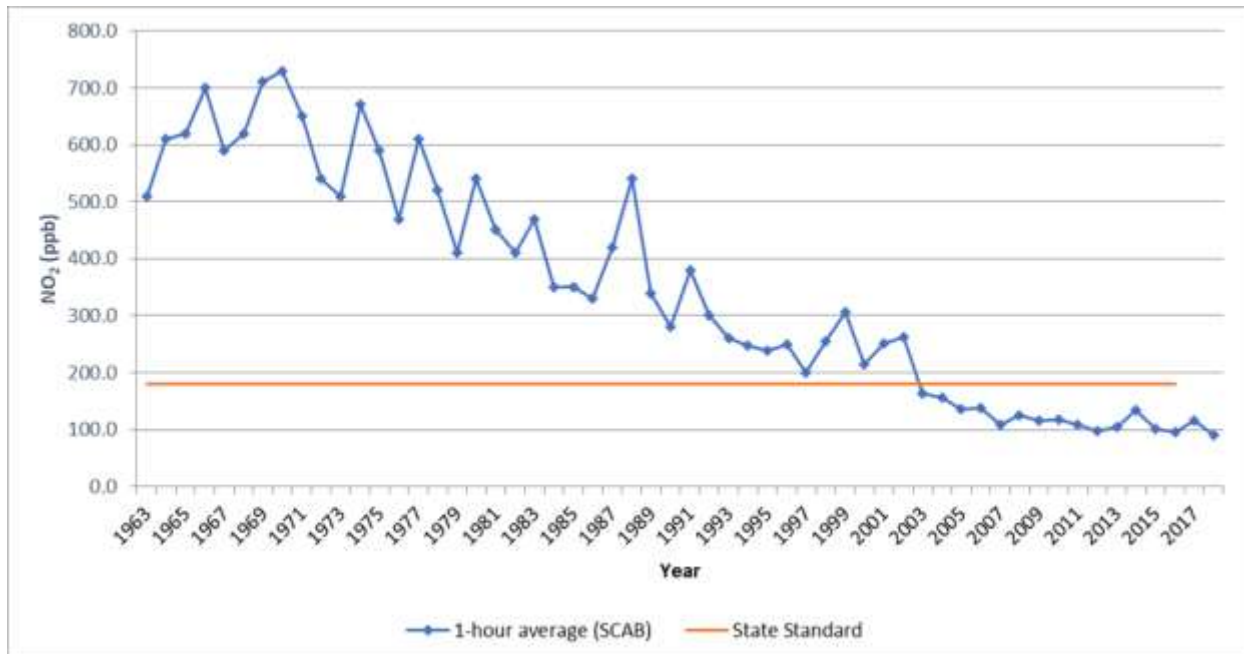
These measures are expected to bring the SCAQMD into attainment of the state annual average standard.

TABLE 2-11: SCAB 1-HOUR AVERAGE CONCENTRATION NO₂ TREND (BASED ON FEDERAL STANDARD)



Source: CARB

TABLE 2-12: SCAB 1-HOUR AVERAGE CONCENTRATION NO₂ TREND (BASED ON STATE STANDARD)

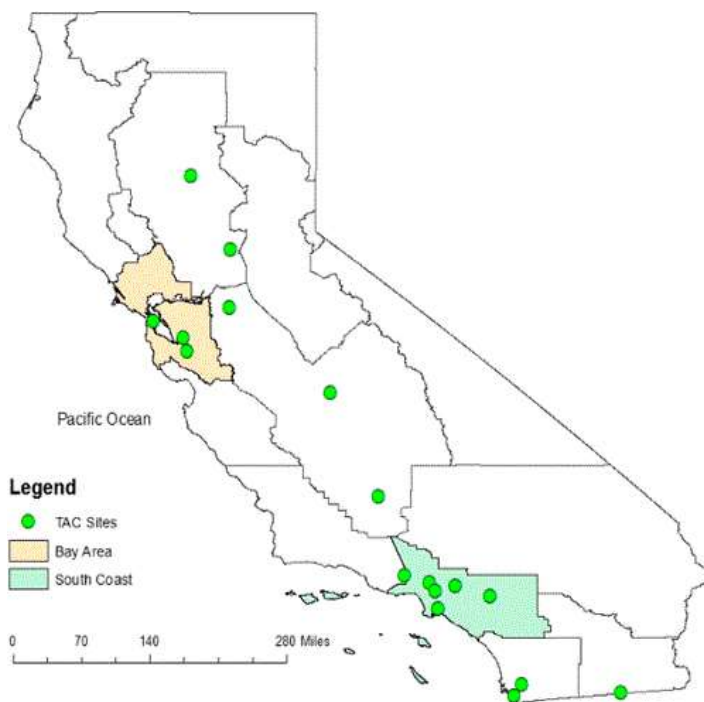


Source: CARB

TOXIC AIR CONTAMINANTS (TACs) TRENDS

In 1984, as a result of public concern for exposure to airborne carcinogens, the CARB adopted regulations to reduce the amount of air toxic contaminant emissions resulting from mobile and area sources, such as cars, trucks, stationary products, and consumer products. According to the *Ambient and Emission Trends of Toxic Air Contaminants in California* journal article (28) which was prepared for CARB, results show that between 1990-2012, ambient concentration and emission trends for the seven TACs responsible for most of the known cancer risk associated with airborne exposure in California have declined significantly (between 1990 and 2012). The seven TACs studied include those that are derived from mobile sources: diesel particulate matter (DPM), benzene, and 1,3-butadiene; those that are derived from stationary sources: perchloroethylene and hexavalent chromium; and those derived from photochemical reactions of emitted VOCs: formaldehyde and acetaldehyde². TACs data was gathered at monitoring sites from both the Bay Area and SCAB, as shown on Exhibit 2-A; Several of the sites in the SCAB include Reseda, Compton, Rubidoux, Burbank, and Fontana. The decline in ambient concentration and emission trends of these TACs are a result of various regulations CARB has implemented to address cancer risk.

EXHIBIT 2-A: CALIFORNIA TOXIC AIR CONTAMINANT SITES



Source: CARB

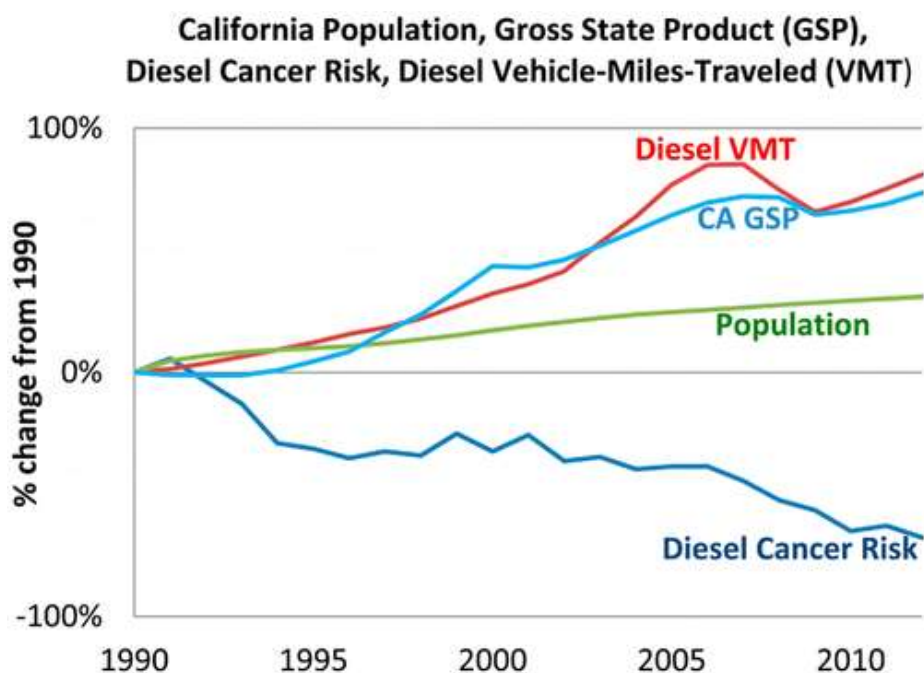
² It should be noted that ambient DPM concentrations are not measured directly. Rather, a surrogate method using the coefficient of haze (COH) and elemental carbon (EC) is used to estimate DPM concentrations.

Mobile Source TACs

CARB introduced two programs that aimed at reducing mobile emissions for light and medium duty vehicles through vehicle emissions controls and cleaner fuel. In California, light-duty vehicles sold after 1996 are equipped with California's second-generation On-Board Diagnostic (OBD-II) system. The OBD-II system monitors virtually every component that can affect the emission performance of the vehicle to ensure that the vehicle remains as clean as possible over its entire life and assists repair technicians in diagnosing and fixing problems with the computerized engine controls. If a problem is detected, the OBD-II system illuminates a warning lamp on the vehicle instrument panel to alert the driver. This warning lamp typically contains the phrase Check Engine or Service Engine Soon. The system will also store important information about the detected malfunction so that a repair technician can accurately find and fix the problem. ARB has recently developed similar OBD requirements for heavy-duty vehicles over 14,000 lbs. CARB's phase II Reformulated Gasoline Regulation (RFG-2), adopted in 1996, also led to a reduction of mobile source emissions. Through such regulations, benzene levels declined 88% from 1990-2012. 1,3-Butadiene concentrations also declined 85% from 1990-2012 as a result of the use of reformulated gasoline and motor vehicle regulations (28).

In 2000, CARB's Diesel Risk Reduction Plan (DRRP) recommended the replacement and retrofit of diesel-fueled engines and the use of ultra-low-sulfur (<15ppm) diesel fuel. As a result of these measures, DPM concentrations have declined 68% since 2000, even though the state's population increased 31% and the amount of diesel vehicles miles traveled increased 81%, as shown on Exhibit 2-B. With the implementation of these diesel-related control regulations, ARB expects a DPM decline of 71% for 2000-2020.

EXHIBIT 2-B: DIESEL PARTICULATE MATTER AND DIESEL VEHICLE MILES TREND



Source: CARB

DIESEL REGULATIONS

The CARB and the Ports of Los Angeles and Long Beach (POLA and POLB) have adopted several iterations of regulations for diesel trucks that are aimed at reducing DPM. More specifically, the CARB Drayage Truck Regulation (29), the CARB statewide On-road Truck and Bus Regulation (30), and the Ports of Los Angeles and Long Beach “Clean Truck Program” (CTP) require accelerated implementation of “clean trucks” into the statewide truck fleet (31). In other words, older more polluting trucks will be replaced with newer, cleaner trucks as a function of these regulatory requirements.

Moreover, the average statewide DPM emissions for Heavy Duty Trucks (HDT), in terms of grams of DPM generated per mile traveled, will dramatically be reduced due to the aforementioned regulatory requirements.

Diesel emissions identified in this analysis would therefore overstate future DPM emissions since not all the regulatory requirements are reflected in the modeling.

CANCER RISK TRENDS

Based on information available from CARB, overall cancer risk throughout the SCAB has had a declining trend since 1990. In 1998, following an exhaustive 10-year scientific assessment process, CARB identified particulate matter from diesel-fueled engines as a toxic air contaminant. The SCAQMD initiated a comprehensive urban toxic air pollution study called the Multiple Air Toxics Exposure Study (MATES). DPM accounts for more than 70 percent of the cancer risk.

In 2008 the SCAQMD prepared an update to the MATES-II study, referred to as MATES-III. MATES-III estimates the average excess cancer risk level from exposure to TACs is an approximately 17% decrease in comparison to the MATES-II study.

In 2015, the SCAQMD published an in-depth analysis of the toxic air contaminants and the resulting health risks for all of Southern California. The *Multiple Air Toxics Exposure Study in the SCAB, MATES IV*, which shows that cancer risk has decreased less than 50% since MATES III (2005) (32).

MATES-IV study represents the baseline health risk for a cumulative analysis. MATES-IV calculated cancer risks based on monitoring data collected at ten fixed sites within the SCAB. None of the fixed monitoring sites are within the local area of the Project site. However, MATES-IV has extrapolated the excess cancer risk levels throughout the SCAB by modeling the specific grids. MATES-IV modeling predicted an excess cancer risk of 973.08 in one million for the geographic grid containing the Project site. DPM is included in this cancer risk along with all other TAC sources. DPM accounts for 68% of the total risk shown in MATES-IV. Cumulative Project generated TACs are limited to DPM.

In January 2018, as part of the overall effort to reduce air toxics exposure in the SCAB, SCAQMD began conducting the MATES V Program. MATES V field measurements will be conducted over a one-year period at ten fixed sites (the same sites selected for MATES III and IV) to assess trends in air toxics levels. MATES V will also include measurements of ultrafine particles (UFP) and black

carbon (BC) concentrations, which can be compared to the UFP levels measured in MATES IV (33). The final report for the MATES V study is currently expected to be available in Fall 2019, however no definitive date has been provided.

This page intentionally left blank

3 PROJECT AIR QUALITY IMPACT

3.1 INTRODUCTION

The Project has been evaluated to determine if it will violate an air quality standard or contribute to an existing or projected air quality violation. Additionally, the Project has been evaluated to determine if it will result in a cumulatively considerable net increase of a criteria pollutant for which the SCAB is non-attainment under an applicable NAAQS and CAAQS. The significance of these potential impacts is described in the following section.

3.2 STANDARDS OF SIGNIFICANCE

The criteria used to determine the significance of potential Project-related air quality impacts are taken from the Initial Study Checklist in Appendix G of the State CEQA Guidelines (14 CCR §§15000, et seq.) as implemented by the City of Ontario. Based on these thresholds, a project would result in a significant impact related to air quality if it would (1):

- Conflict with or obstruct implementation of the applicable air quality plan.
- Result in a cumulatively considerable net increase of any criteria pollutant for which the project region is in non-attainment under an applicable federal or state ambient air quality standard.
- Expose sensitive receptors to substantial pollutant concentrations.
- Result in other emissions (such as those leading to odors) adversely affecting a substantial number of people.

The SCAQMD has developed regional significance thresholds for regulated pollutants, as summarized at Table 3-1 (34). The SCAQMD's CEQA Air Quality Significance Thresholds (April 2019) indicate that any projects in the SCAB with daily emissions that exceed any of the indicated thresholds should be considered as having an individually and cumulatively significant air quality impact.

TABLE 3-1: MAXIMUM DAILY REGIONAL EMISSIONS THRESHOLDS

Regional Thresholds		
Pollutant	Construction	Operations
NO _x	100 lbs/day	55 lbs/day
VOC	75 lbs/day	55 lbs/day
PM ₁₀	150 lbs/day	150 lbs/day
PM _{2.5}	55 lbs/day	55 lbs/day
SO _x	150 lbs/day	150 lbs/day
CO	550 lbs/day	550 lbs/day
Pb	3 lbs/day	3 lbs/day

lbs/day = Pounds Per Day

Source: Regional Thresholds presented in this table are based on the SCAQMD Air Quality Significance Thresholds, April 2019

3.3 CALIFORNIA EMISSIONS ESTIMATOR MODEL™ EMPLOYED TO ANALYZE AIR QUALITY

Land uses such as the Project affect air quality through construction-source and operational-source emissions.

On October 17, 2017, the SCAQMD in conjunction with the California Air Pollution Control Officers Association (CAPCOA) and other California air districts, released the latest version of the CalEEMod v2016.3.2. The purpose of this model is to calculate construction-source and operational-source criteria pollutant (VOCs, NO_x, SO_x, CO, PM₁₀, and PM_{2.5}) and greenhouse gas (GHG) emissions from direct and indirect sources; and quantify applicable air quality and GHG reductions achieved from mitigation measures (35). Accordingly, the latest version of CalEEMod has been used for this Project to determine construction and operational air quality emissions. Output from the model runs for both construction and operational activity are provided in Appendices 3.1 through 3.14.

3.3.1 EMFAC2017 EMISSION RATES

On August 19, 2019, the EPA approved the 2017 version of the Emission Factor model (EMFAC) web database for use in State Implementation Plan and transportation conformity analyses. EMFAC2017 is a mathematical model that was developed to calculate emission rates, fuel consumption, VMT from motor vehicles that operate on highways, freeways, and local roads in California and is commonly used by the CARB to project changes in future emissions from on-road mobile sources (36). This AQIA utilizes summer, winter, and annual EMFAC2017 emission factors in order to derive vehicle emissions associated with Project operational activities, which vary by season. Subsequent to the EPA approval of EMFAC2017, on September 27, 2019, the EPA adopted the “Safer Affordable Fuel-Efficient (SAFE) Vehicle Rule Part One: National Program. As such, on November 20, 2019, CARB released documentation *EMFAC Off-Model Adjustment Factors to Account for the SAFE Vehicle Rule Part One* (37). The analysis herein incorporates the recommended off-model adjustment factors to account for the SAFE Vehicle Rule Part One consistent with CARB guidance.

3.3.2 LAND USES MODELED IN CALEEMOD

The Project proposes development and operation of up to 6,312,000 square feet of high-cube fulfillment center warehouse use, 701,400 square feet of high-cube cold storage warehouse and up to 1,441,000 square feet of business park uses (total of 8,455,000 square feet of development) on approximately 376.3 acres. The Project is anticipated to be implemented in 3 Phases – “A,” “B,” and “C.” Phase A is anticipated to be completed by 2022, Phase B by 2025, and Phase C by 2026. Project phasing would ultimately respond to market demands and would be contingent on availability of supporting infrastructure. Up to approximately 113.3 acres of off-site areas would be disturbed during construction of off-site infrastructure improvements.

CalEEMod land uses that most closely fit the described Project are reflected in these analyses. For purposes of analysis, the following construction and operation scenarios and land uses were modeled.

TABLE 3-2: PROJECT PROPOSED LAND USES

Land Use	Quantity	Units
Phase A (2022) – Planning Areas 4 & 5 ³		
PA4: High-Cube Fulfillment Center Warehouse	642.477	TSF
PA5: High-Cube Fulfillment Center Warehouse	1,237.523	TSF
PA4/PA5: High-Cube Cold Storage Warehouse	300.000	TSF
Phase A Total	2,180.000	TSF
Phase B (2025) – Planning Areas 1, 2, 3, & 6		
PA1: High-Cube Fulfillment Center Warehouse	1,293.835	TSF
PA2: High-Cube Fulfillment Center Warehouse	1,364.441	TSF
PA3: High-Cube Fulfillment Center Warehouse	673.968	TSF
PA6: High-Cube Fulfillment Center Warehouse	1,100.356	TSF
PA1-3/PA6: High-Cube Cold Storage Warehouse	401.400	
Phase B Total	4,834.000	TSF
Phase C (2026) – Planning Areas 1A, 3A, 4A, 5A, & 6A		
PA1A: Business Park	598.000	TSF
PA3A: Business Park	150.000	TSF
PA4A: Business Park	152.000	TSF
PA5A: Business Park	293.000	TSF
PA6A: Business Park	248.000	TSF
Phase C Total	1,441.000	TSF
Off-Site Infrastructure Construction		
Off-Site Infrastructure	113.300	AC
Off-Site Infrastructure (Total)	113.300	AC

3.4 CONSTRUCTION EMISSIONS

Construction activities associated with the Project will result in emissions of VOCs, NO_x, SO_x, CO, PM₁₀, and PM_{2.5}. Construction related emissions are expected from the following construction activities:

- Demolition
- Site Preparation
- Grading

³ Square footage assumptions for each Planning Area are based on maximum planned development as defined by the Specific Plan.

- Building Construction
- Paving
- Architectural Coating
- Off-Site Infrastructure

Demolition

Project site is currently developed with 20 single-family residential structures (2 homes within Phase A, 6 homes within Phase B, and 12 homes within Phase C). Of the 20 residential structures, the building sizes of only 5 homes could be determined. As information for the remaining structures is not readily available, a building size of 2,500 sf has been assumed. Aerial imagery of the project site indicates additional structures that may require demolition. As a conservative measure, a 30% contingency was added to the residential building square footage to cover any additional structures or pavement that might be demolished. As such, for analytical purposes, it is assumed that up to 4,620 sf of building square feet will be demolished during Phase A, 16,640 sf during Phase B, and 50,627 sf during Phase C.

Contaminated Soil Export

There is potential that organic material and contaminated soil that is not suitable for construction activity would need to be exported off-site. The quantity of potential material not suitable for construction is unknown at this time. Notwithstanding, the construction scenario(s) evaluated herein establish reasonable maximum development activities that could occur. Any potential emissions associated with material not suitable for construction activity is presumed to be less than or equal to the maximum daily activity that could occur under the assumed construction scenario(s).

Grading Activities

Dust is typically a major concern during grading activities. Because such emissions are not amenable to collection and discharge through a controlled source, they are called “fugitive emissions”. Fugitive dust emissions rates vary as a function of many parameters (soil silt, soil moisture, wind speed, area disturbed, number of vehicles, depth of disturbance or excavation, etc.). CalEEMod was utilized to calculate fugitive dust emissions resulting from this phase of activity. Based on information provided by the Project applicant, earthwork activities are expected to balance on site and no import or export of soils would be required.

Construction Worker Vehicle Trips

Construction emissions for construction worker vehicles traveling to and from the Project site, as well as vendor trips (construction materials delivered to the Project site) were estimated based on information from CalEEMod defaults.

OFF-SITE INFRASTRUCTURE CONSTRUCTION

Development of the Project will require the installation of water, sewer, drainage and other utility facilities. Proposed utility infrastructure plans and improvements to be implemented by

the Project area will include the following services, potable water, sewer, recycled water, storm drains and fiber optics. Each of these services has the potential to generate off-site construction air impacts to neighboring sensitive land uses. Appendix 3.15 provides the concept plans for each of the planned infrastructure services. A summary of the off-site infrastructure improvements to be implemented by the Project are summarized below.

- Water: Potable water services to the Specific Plan area would be provided by the City of Ontario (Municipal Utilities Company). A network of domestic water lines would connect to the existing water mains located in Euclid Avenue and Archibald Avenue, and master-planned water facilities to be located north of the intersection of Cucamonga Avenue and Francis Street.
- Sewer: New sewer lines would be installed along portions of Grove Avenue, Walker Avenue, Merrill Avenue, Carpenter Avenue, Remington Avenue, and Moon Place. An interim sewer line would be constructed to provide sewer service to Phase 1 of the Project. This interim sewer line would be properly abandoned once installation of the master sewer plan that would connect to the existing trunk sewer line located at the intersection of Kimball Avenue and Euclid Avenue (as described below) is completed.
- Recycled Water: New recycled water system lines would be installed in portions of Grove Avenue, Eucalyptus Avenue, Walker Avenue, and Merrill Avenue.
- Storm Drain: A network of drainage lines is proposed on- and off-site to accommodate stormwater runoff flows. Storm drain lines will be provided for several segments on Merrill Avenue, Euclid Avenue, Grove Avenue, and Vineyard Avenue. Additional on-site storm drain improvements would include storm water detention/retention/water quality basins, which would capture, treat, and/or gradually release storm water to the public storm drain system
- Fiber Optics: A network of fiber optic lines is proposed on- and off-site with new fiber optic lines proposed on Vineyard Avenue, Grove Avenue, and Eucalyptus Avenue, with point of connection to the existing fiber optic line in Archibald Avenue. Additionally, the Project proposes to install a primary fiber optic line in the segment of Merrill Avenue located between Euclid Avenue and Archibald Avenue.

3.4.1 CONSTRUCTION DURATION

The anticipated construction schedule, by phase, is shown in Table 3-3. The Table 3-3 Schedule represents a “worst-case” analysis scenario. That is, should construction occur any time after the respective dates identified at Table 3-3 construction-source emissions would likely decrease as emission regulations become more stringent over time.⁴

⁴ As shown in the CalEEMod User’s Guide Version 2016.3.2, Section 4.3 “OFFROAD Equipment” as the analysis year increases, emission factors for the same equipment pieces decrease due to the natural turnover of older equipment being replaced by newer less polluting equipment and new regulatory requirements.

TABLE 3-3: CONSTRUCTION SCHEDULE

Phase Name	Days
Phase A (2022)	
Demolition	60
Site Preparation	60
Grading	100
Building Construction	450
Paving	110
Architectural Coating	110
Phase B (2025)	
Demolition	80
Site Preparation	80
Grading	140
Building Construction	485
Paving	330
Architectural Coating	330
Phase C (2026)	
Demolition	30
Site Preparation	30
Grading	50
Building Construction	150
Paving	75
Architectural Coating	75
Off-Site Infrastructure Construction	
Off-Site Infrastructure Construction	365

3.4.2 CONSTRUCTION EQUIPMENT

Site specific construction fleet may vary due to specific project needs at the time of construction. The associated construction equipment was generally based on CalEEMod 2016.3.2 defaults. A detailed summary of construction equipment assumptions by phase is provided at Table 3-4.

TABLE 3-4: CONSTRUCTION EQUIPMENT ASSUMPTIONS

Activity	Equipment	Amount	Hours Per Day
Phase A (2022)			
Demolition	Concrete/Industrial Saws	1	8
	Excavators	3	8
	Rubber Tired Dozers	2	8
Site Preparation	Crawler Tractors	4	8
	Rubber Tired Dozers	3	8
Grading	Crawler Tractors	2	8
	Excavators	2	8
	Graders	1	8
	Rubber Tired Dozers	1	8
	Scrapers	2	8
Building Construction	Cranes	1	8
	Crawler Tractors	3	8
	Forklifts	3	8
	Generator Sets	1	8
	Welders	1	8
Paving	Pavers	2	8
	Paving Equipment	2	8
	Rollers	2	8
Architectural Coating	Air Compressors	1	8
Phase B (2025)			
Demolition	Concrete/Industrial Saws	1	8
	Excavators	3	8
	Rubber Tired Dozers	2	8
Site Preparation	Crawler Tractors	4	8
	Rubber Tired Dozers	3	8

Activity	Equipment	Amount	Hours Per Day
Grading	Crawler Tractors	2	8
	Excavators	2	8
	Graders	1	8
	Rubber Tired Dozers	1	8
	Scrapers	2	8
Building Construction	Cranes	1	8
	Crawler Tractors	3	8
	Forklifts	3	8
	Generator Sets	1	8
	Welders	1	8
Paving	Pavers	2	8
	Paving Equipment	2	8
	Rollers	2	8
Architectural Coating	Air Compressors	1	8
Phase C (2026)			
Demolition	Concrete/Industrial Saws	1	8
	Excavators	3	8
	Rubber Tired Dozers	2	8
Site Preparation	Crawler Tractors	4	8
	Rubber Tired Dozers	3	8
Grading	Crawler Tractors	2	8
	Excavators	2	8
	Graders	1	8
	Rubber Tired Dozers	1	8
	Scrapers	2	8
Building Construction	Cranes	1	8
	Crawler Tractors	3	8
	Forklifts	3	8
	Generator Sets	1	8
	Welders	1	8
Paving	Pavers	2	8
	Paving Equipment	2	8

Activity	Equipment	Amount	Hours Per Day
	Rollers	2	8
Architectural Coating	Air Compressors	1	8
Off-Site Infrastructure			
Off-Site Infrastructure Construction	Bore/Drill Rigs	1	8
	Cranes	1	8
	Crushing/Proc. Equipment	1	8
	Excavators	2	8
	Generator Sets	1	8
	Graders	1	8
	Off-Highway Trucks	1	8
	Pavers	2	8
	Paving Equipment	1	8
	Rollers	1	8
	Rubber Tired Dozers	1	8
	Tractors/Loaders/Backhoes	2	8
	Welders	1	8

Source: In order to account for fugitive dust emissions associated with Site Preparation and Grading activities, Crawler Tractors were used in lieu of Tractors/Loaders/Backhoes.

3.4.3 CONSTRUCTION EMISSIONS SUMMARY

Impacts without Mitigation

CalEEMod calculates maximum daily emissions for summer and winter periods. The estimated maximum daily construction emissions without mitigation are summarized on Table 3-5. Detailed construction model outputs are presented in Appendices 3.1 through 3.4. Under the assumed scenarios, emissions resulting from the Project construction will exceed thresholds established by the SCAQMD for emissions of VOC and NO_x during construction activity.

Impacts with Mitigation

CalEEMod calculates maximum daily emissions for summer and winter periods. The estimated maximum daily construction emissions without mitigation are summarized on Table 3-6. MM AQ-1 and MM AQ-2 are recommended to reduce the severity of the impacts. After implementation of MM AQ-1 and MM AQ-2, Project construction-source emissions of VOC and NO_x would not exceed applicable SCAQMD thresholds.

TABLE 3-5: OVERALL CONSTRUCTION EMISSIONS SUMMARY (WITHOUT MITIGATION)

Phase	Emissions (lbs/day)					
	VOC	NO _x	CO	SO _x	PM ₁₀	PM _{2.5}
Summer						
Phase A ^A	108.38	125.44	134.29	0.41	24.02	9.80
Phase B ^A	90.06	148.27	182.75	0.68	44.10	14.85
Phase C ^A	101.21	93.34	104.99	0.31	17.56	8.60
Winter						
Phase A ^A	108.47	125.19	126.44	0.39	24.02	9.80
Phase B ^A	90.28	147.76	167.56	0.64	44.11	14.86
Phase C ^A	101.29	93.18	100.90	0.30	17.56	8.60
Maximum Daily Emissions	108.47	148.27	182.75	0.68	44.11	14.86
SCAQMD Regional Threshold	75	100	550	150	150	55
Threshold Exceeded?	YES	YES	NO	NO	NO	NO

A: It is currently unknown when Off-Site Infrastructure construction will occur. As a conservative measure, emissions from Off-Site Infrastructure construction has been modeled and added to the maximum emissions of each Phase.

Source: CalEEMod construction-source (unmitigated) emissions are presented in Appendices 3.1 through 3.4.

TABLE 3-6: OVERALL CONSTRUCTION EMISSIONS SUMMARY (WITH MITIGATION)

Phase	Emissions (lbs/day)					
	VOC	NO _x	CO	SO _x	PM ₁₀	PM _{2.5}
Summer						
Phase A ^A	27.82	51.69	153.06	0.41	20.51	6.39
Phase B ^A	29.29	81.46	202.02	0.68	40.99	11.96
Phase C ^A	23.78	30.67	124.67	0.31	14.66	5.78
Winter						
Phase A ^A	27.91	51.45	145.21	0.39	20.51	6.39
Phase B ^A	29.52	80.94	186.83	0.64	40.99	11.96
Phase C ^A	23.86	30.49	120.59	0.30	14.66	5.78
Maximum Daily Emissions	29.52	81.46	202.02	0.68	40.99	11.96
SCAQMD Regional Threshold	75	100	550	150	150	55
Threshold Exceeded?	NO	NO	NO	NO	NO	NO

A: It is currently unknown when Off-Site Infrastructure construction will occur. As a conservative measure, emissions from Off-Site Infrastructure construction has been modeled and added to the maximum emissions of each Phase.

Source: CalEEMod construction-source (unmitigated) emissions are presented in Appendices 3.5 through 3.8.

3.5 OPERATIONAL EMISSIONS

Operational activities associated with the Project will result in emissions of VOCs, NO_x, SO_x, CO, PM₁₀, and PM_{2.5}. Operational emissions would be expected from the following primary sources:

- Area Source Emissions
- Energy Source Emissions
- Mobile Source Emissions
- On-Site Equipment
- Transport Refrigeration Units (TRUs)

3.5.1 AREA SOURCE EMISSIONS

Architectural Coatings

Over a period of time the building that is part of this Project will be subject to emissions resulting from the evaporation of solvents contained in paints, varnishes, primers, and other surface coatings as part of Project maintenance. The emissions associated with architectural coatings were calculated using CalEEMod.

Consumer Products

Consumer products include, but are not limited to detergents, cleaning compounds, polishes, personal care products, and lawn and garden products. Many of these products contain organic compounds which when released in the atmosphere can react to form ozone and other photochemically reactive pollutants. The emissions associated with use of consumer products were calculated based on defaults provided within CalEEMod.

Landscape Maintenance Equipment

Landscape maintenance equipment would generate emissions from fuel combustion and evaporation of unburned fuel. Equipment in this category would include lawnmowers, shredders/grinders, blowers, trimmers, chain saws, and hedge trimmers used to maintain the landscaping of the Project. The emissions associated with landscape maintenance equipment were calculated based on assumptions provided in CalEEMod.

3.5.2 ENERGY SOURCE EMISSIONS

Combustion Emissions Associated with Natural Gas and Electricity

Electricity and natural gas are used by almost every project. Criteria pollutant emissions are emitted through the generation of electricity and consumption of natural gas. However, because electrical generating facilities for the Project area are located either outside the region (state) or offset through the use of pollution credits (RECLAIM) for generation within the SCAB, criteria pollutant emissions from offsite generation of electricity is generally excluded from the evaluation of significance and only natural gas use is considered. The emissions associated with natural gas use were calculated using CalEEMod.

Title 24 Energy Efficiency Standards

California's Energy Efficiency Standards for Residential and Nonresidential Buildings was first adopted in 1978 in response to a legislative mandate to reduce California's energy consumption. The standards are updated periodically to allow consideration and possible incorporation of new energy efficient technologies and methods. Energy efficient buildings require less electricity. The 2019 version of Title 24 was adopted by the CEC and will become effective on January 1, 2020. As such, the analysis herein assumes compliance with the 2019 Title 24 Standards because the Project will be constructed after January 1, 2020.

3.5.3 MOBILE SOURCE EMISSIONS

Project-related operational air quality emissions derive predominantly from mobile sources. In this regard, an approximately 85 percent (by weight) of all Project operational-source emissions would be generated by mobile sources (vehicles). Neither the Project Applicant nor the City has any regulatory control over these tail pipe emissions. Rather, vehicle tail pipe source emissions are regulated by CARB and EPA.

As previously stated, the CARB and the POLA and POLB have adopted several iterations of regulations for diesel trucks that are aimed at reducing DPM. More specifically, the CARB Drayage Truck Regulation, the CARB statewide On-road Truck and Bus Regulation, and the POLA and POLB CTP require accelerated implementation of "clean trucks" into the statewide truck fleet (31). In other words, older more polluting trucks will be replaced with newer, cleaner trucks as a function of these regulatory requirements. As summarized previously herein, as the result of CARB and EPA actions, basin-wide vehicular-source emissions have been reduced dramatically over the past years and are expected to further decline as clean vehicle and fuel technologies improve.

The Project related operational AQ emissions derive primarily from vehicle trips generated by the Project. Per the *Merrill Commerce Center Specific Plan Traffic Impact Analysis* prepared by Urban Crossroads, Inc. the Project is expected to generate a net total of approximately 19,806 two-way vehicular trips per day (9,903 inbound, and 9,903 outbound) and includes 3,520 two-way truck trips per day (1,760 inbound and 1,760 outbound) from the proposed buildings within the Project site (38). The passenger car and truck fleet for the proposed industrial uses are broken down by passenger car and truck type (or axle type).

3.5.3.1 Trip Length

Passenger Cars

Trip lengths for passenger cars and trucks were determined based on the regional traffic model. The San Bernardino Transportation Analysis Model (SBTAM) was used to estimate trip lengths for the Project's passenger cars and trucks.

More specifically, SBTAM was utilized to conduct select zone model runs for the Project. SBTAM was prepared for the San Bernardino County Transportation Authority (formerly known as San Bernardino Association of Governments) as a sub-regional model based on Southern California Association of Governments (SCAG) model, which includes the entire SCAG region. Adjustments

were made to the socio-economic data within the SBTAM (2040) traffic analysis zone (TAZ) where the Project is located to reflect the Project land use.

Per the *Merrill Commerce Center Specific Plan Vehicle Miles Traveled (VMT) Assessment* prepared by Urban Crossroads, Inc., the average trip length for automobiles (passenger cars, small trucks, motorcycles, etc.) was calculated to be 16.5 miles (39).

The use of a travel demand model is supported by substantial evidence since the information contained in the model is specific to the region and for the land use type being proposed. Furthermore, the use of travel demand models is also a recommended practice that is being promoted by the Governor's Office of Planning and Research (OPR) in their updated CEQA guidelines with respect to Senate Bill 743. Specifically, the latest technical advisory documentation published by OPR (December 2018 see Page 30-31) (40) explicitly states that:

"...agencies can use travel demand models or survey data to estimate existing trip lengths and input those into sketch models such as CalEEMod to achieve more accurate results. Whenever possible, agencies should input localized trip lengths into a sketch model to tailor the analysis to the project location."

The procedure described by OPR in their SB 743 technical advisory is precisely the method that has been used to calculate trip lengths and consequently VMT for the Project.

Trucks

The average trip length for heavy trucks were based on the SCAQMD documents for the implementation of the Facility-Based Mobile Source Measures (FBMSMs) adopted in the 2016 AQMP. SCAQMD's "Preliminary Warehouse Emission Calculations" cites 39.9-mile trip length for heavy-heavy trucks (41). As a conservative measure, a trip length of 40 miles has been utilized for all trucks for the purpose of this analysis (39).

3.5.3.2 Approach for Analysis of the Project

Two Separate model runs were utilized for each phase in order to more accurately model emissions resulting from passenger car and truck operations.

Passenger Cars

The first run analyzed passenger car emissions, incorporated the SBTAM calculated trip length of 16.5 miles for passenger cars and an assumption of 100% primary trips. It is important to note that although the TIA does not breakdown passenger cars by type, this analysis assumes that passenger cars include Light-Duty-Auto vehicles (LDA), Light-Duty-Trucks (LDT1⁵ & LDT2⁶), and Medium-Duty-Vehicles (MDV) vehicle types. In order to account for emissions generated by passenger cars, the following fleet mix was utilized in this analysis:

⁵ Vehicles under the LDT1 category have a gross vehicle weight rating (GVWR) of less than 6,000 lbs. and equivalent test weight (ETW) of less than or equal to 3,750 lbs.

⁶ Vehicles under the LDT2 category have a GVWR of less than 6,000 lbs. and ETW between 3,751 lbs. and 5,750 lbs.

TABLE 3-7: PASSENGER CAR FLEET MIX

Phase Name	Vehicle Type	%
Phase A (2022)		
High-Cube Fulfillment Center Warehouse/High-Cube Cold Storage Warehouse	LDA	62.42
	LDT1	4.11
	LDT2	20.35
	MDV	13.13
Phase B (2025)		
High-Cube Fulfillment Center Warehouse/High-Cube Cold Storage Warehouse	LDA	63.21
	LDT1	3.93
	LDT2	20.56
	MDV	12.29
Phase C (2026)		
Business Park	LDA	63.40
	LDT1	3.89
	LDT2	20.62
	MDV	12.09

Note: The Project-specific passenger car fleet mix used in this analysis is based on a proportional split utilizing the default CalEEMod percentages assigned to LDA, LDT1, LDT2, and MDV vehicles types.

Trucks

The second run analyzed truck emissions, incorporated the SCAQMD recommended truck trip length of 40 miles and an assumption of 100% primary trips. In order to be consistent with the TIA, trucks are broken down by truck type. The trucks are comprised of 2-axle/Light-Heavy-Duty Trucks (LHDT), 3-axle/Medium-Heavy-Duty Trucks (MHDT), and 4+-axle/Heavy-Heavy-Duty Trucks (HHDT). Per the TIA, the truck fleet mix for the high-cube fulfillment center warehouse use is comprised of 2 different truck types: 2-4-axle and 5+-axle trucks. For purposes of analysis, it is assumed that 25 percent of the 2-4 axle trucks are LHDT, 25 percent are MHDT, and the remaining 50 percent are HHDT. In order to account for emissions generated by trucks, the following fleet mix was utilized in this analysis:

TABLE 3-8: TRUCK FLEET MIX

Phase Name	Vehicle Type	%
Phase A (2022)		
High-Cube Fulfillment Center Warehouse	LHDT	10.70
	MHDT	10.70
	HHDT	78.60
High-Cube Cold Storage Warehouse	LHDT	34.62
	MHDT	11.54
	HHDT	53.84
Phase B (2025)		
High-Cube Fulfillment Center Warehouse	LHDT	10.70
	MHDT	10.70
	HHDT	78.60
High-Cube Cold Storage Warehouse	LHDT	34.62
	MHDT	11.54
	HHDT	53.84
Phase C (2026)		
Business Park	LHDT	16.93
	MHDT	21.00
	HHDT	62.07

Note: Project-specific truck fleet mix is based on the number of trips generated by each truck type (LHDT, MHDT, and HHDT) relative to the total number of truck trips.

Transport Refrigeration Units (TRUs)

In order to account for the possibility of refrigerated uses being accommodated in PA1, PA2, PA3, PA4, PA5, and PA6, trucks accessing these PA's are assumed to also have transport refrigeration units (TRUs). Therefore, for modeling purposes 242 total daily trucks (one-way) are assumed to be trucks with TRUs. TRU emissions were calculated based on the OFFROAD2017, v.1.01⁷.

Fugitive Dust Related to Vehicular Travel

Vehicles traveling on paved roads would be a source of fugitive emissions due to the generation of road dust inclusive of break and tire wear particulates. The emissions estimates for travel on paved roads were calculated using CalEEMod.

⁷ https://www.arb.ca.gov/orion/?_ga=2.4648499.1024319819.1572983981-202269419.1565221424

3.5.4 ON-SITE EQUIPMENT EMISSIONS

It is common for industrial warehouse buildings to require cargo handling equipment to move empty containers and empty chassis to and from the various pieces of cargo handling equipment that receive and distribute containers. The most common type of cargo handling equipment is the yard truck which is designed for moving cargo containers. Yard trucks are also known as yard goats, utility tractors (UTRs), hustlers, yard hostlers, and yard tractors. The cargo handling equipment is assumed to have a horsepower (hp) range of approximately 175 hp to 200 hp. Based on the latest available information from SCAQMD (42); for example, high-cube warehouse projects typically have 3.6 yard trucks per million sf of building space. For this particular Project, based on the maximum square footage of building space permitted by the Project, on-site modeled operational equipment includes:

TABLE 3-9: ON-SITE EQUIPMENT

Land Use	Size (TSF)	Equipment	Amount
Phase A (2022)			
High-Cube Fulfillment Center Warehouse/High-Cube Cold Storage Warehouse (Phase A Total)	2,180.000	Tractor/Loader/Backhoe	8
Phase B (2025)			
High-Cube Fulfillment Center Warehouse/High-Cube Cold Storage Warehouse (Phase B Total)	4,834.000	Tractor/Loader/Backhoe	17
Phase C (2026)			
Business Park (Phase C Total)	1,441.000	Tractor/Loader/Backhoe	5

For purposes of analysis, it is assumed that the Project will require a total thirty (30) 200 hp, compressed natural gas or gasoline-powered yard tractors operating at 4 hours a day for 365 days of the year.

3.5.5 OPERATIONAL EMISSIONS SUMMARY

As previously stated, CalEEMod utilizes summer and winter EMFAC2017 emission factors in order to derive vehicle emissions associated with Project operational activities, which vary by season. As such, operational activities for summer and winter scenarios are presented in Table 3-10. Detailed construction model outputs are presented in Appendices 3.9 and 3.14. During Phase A, the Project would exceed the numerical thresholds of significance established by the SCAQMD for emissions of VOC and NO_x. During Phase B, the Project will exceed the thresholds of significance for emissions of VOC, NO_x, CO, PM₁₀, and PM_{2.5}. During Phase C, the Project would exceed the numerical thresholds of significance for emissions of VOC, NO_x, CO, PM₁₀, and PM_{2.5}.

It is important to note that the majority of VOC emissions are derived from consumer products. For analytical purposes, consumer products include cleaning supplies, aerosols, and other consumer products (43). As such, the Project Applicant cannot meaningfully control the use of consumer products by future building users via mitigation. On this basis, it is concluded that

Project operational-source VOC emissions cannot be definitively reduced below applicable SCQMD thresholds.

Additionally, it should be noted that the majority of the Project's CO, NO_x and PM₁₀, and PM_{2.5} emissions are derived from vehicle usage. Since neither the Project Applicant nor the City have regulatory authority to control tailpipe emissions, no feasible mitigation measures exist that would reduce these emissions to levels that are less-than-significant.

Although the Project would implement the mitigation measures listed in section ES.4, it should be noted that there is no way to quantify these reductions in CalEEMod. Moreover, no additional feasible mitigation measures exist that would further reduce these emissions to levels that are less-than-significant. As noted, the majority of emissions would be generated from the mobile activities from vehicles that cannot be mitigated. Neither the Project Applicant nor the Lead Agency (City of Ontario) can substantively or materially affect reductions in Project mobile-source emissions beyond the regulatory requirements and mitigation measures identified herein.

Additionally, Transportation Demand Management (TDM) measures implemented as mitigation for transportation VMT impacts would act to generally reduce vehicle-source emissions. The efficacy of TDMs and any resulting emissions reductions would be dependent on as yet-unknown building tenants and final site plan designs. Accordingly, emissions reductions resulting from implementation of TDMs are not quantified within this analysis. Even with application of Mitigation measure and implementation of TDMs, Project operational-source emissions impacts would be significant and unavoidable.

TABLE 3-10: SUMMARY OF PEAK OPERATIONAL EMISSIONS

Operational Activities – Summer Scenario	Emissions (lbs/day)					
	VOC	NO _x	CO	SO _x	PM ₁₀	PM _{2.5}
Phase A						
Area Source	48.86	2.04e-03	0.22	2.00e-05	8.00e-04	8.00e-04
Energy Source	0.53	4.81	4.04	0.03	0.37	0.37
Mobile Source (Passenger Cars)	10.63	8.71	150.84	0.44	46.96	12.59
Mobile Source (Trucks)	5.83	230.27	51.36	0.93	34.86	11.31
On-Site Equipment Source	0.98	10.14	6.07	0.03	0.35	0.32
TRUs	1.58	12.68	19.40	0.003	0.20	0.18
Total Maximum Daily Emissions (Phase A)	68.41	266.62	231.94	1.43	82.74	24.78
SCAQMD Regional Threshold	55	55	550	150	150	55
Threshold Exceeded?	YES	YES	NO	NO	NO	NO
Phase B						
Area Source	108.34	4.48e-03	0.49	4.00e-05	1.76e-03	1.76e-03
Energy Source	0.79	7.18	6.03	0.04	0.55	0.55
Mobile Source (Passenger Cars)	18.98	13.29	272.74	0.88	105.69	28.30
Mobile Source (Trucks)	6.99	399.55	90.82	1.86	72.90	22.79
On-Site Equipment Source	1.71	13.69	12.71	0.05	0.52	0.48
TRUs	2.09	16.82	25.74	0.004	0.27	0.24
Total Maximum Daily Emissions	138.90	450.54	408.54	2.84	179.93	52.37
Total Maximum Daily Emissions (Phase A + B)	207.31	717.16	640.48	4.27	262.67	77.14
SCAQMD Regional Threshold	55	55	550	150	150	55
Threshold Exceeded?	YES	YES	YES	NO	YES	YES
Phase C						
Area Source	32.29	1.33e-03	0.15	1.00e-05	5.20e-04	5.20e-04
Energy Source	0.10	0.94	0.79	5.64e-03	0.07	0.07
Mobile Source (Passenger Cars)	9.01	6.06	130.57	0.43	53.69	14.37
Mobile Source (Trucks)	2.12	117.13	26.75	0.57	23.83	7.42
On-Site Equipment Source	0.50	4.03	3.74	0.02	0.15	0.14
Total Maximum Daily Emissions	44.03	128.16	162.00	1.02	77.75	22.00
Total Maximum Daily Emissions (Phase A + B + C)	251.34	845.31	802.48	5.29	340.42	99.15
SCAQMD Regional Threshold	55	55	550	150	150	55
Threshold Exceeded?	YES	YES	YES	NO	YES	YES

Operational Activities – Winter Scenario	Emissions (lbs/day)					
	VOC	NO _x	CO	SO _x	PM ₁₀	PM _{2.5}
Phase A						
Area Source	48.86	2.04e-03	0.22	2.00e-05	8.00e-04	8.00e-04
Energy Source	0.53	4.81	4.04	0.03	0.37	0.37
Mobile Source (Passenger Cars)	9.69	9.13	123.70	0.40	49.96	12.59
Mobile Source (Trucks)	5.48	237.56	42.78	0.94	34.80	11.28
On-Site Equipment Source	0.98	10.14	6.07	0.03	0.35	0.32
TRUs	1.58	12.68	19.40	0.003	0.20	0.18
Total Maximum Daily Emissions (Phase A)	67.11	274.33	196.21	1.39	82.68	24.75
SCAQMD Regional Threshold	55	55	550	150	150	55
Threshold Exceeded?	YES	YES	NO	NO	NO	NO
Phase B						
Area Source	108.34	4.48e-03	0.49	4.00e-05	1.76e-03	1.76e-03
Energy Source	0.79	7.18	6.03	0.04	0.55	0.55
Mobile Source (Passenger Cars)	18.98	13.29	272.74	0.88	105.69	28.30
Mobile Source (Trucks)	6.99	399.55	90.82	1.86	72.90	22.79
On-Site Equipment Source	1.71	13.69	12.71	0.05	0.52	0.48
TRUs	2.09	16.82	25.74	0.004	0.27	0.24
Total Maximum Daily Emissions	136.59	464.07	341.35	2.76	179.78	52.31
Total Maximum Daily Emissions (Phase A + B)	203.70	738.40	537.56	4.15	262.46	77.06
SCAQMD Regional Threshold	55	55	550	150	150	55
Threshold Exceeded?	YES	YES	NO	NO	YES	YES
Phase C						
Area Source	32.29	1.33e-03	0.15	1.00e-05	5.20e-04	5.20e-04
Energy Source	0.10	0.94	0.79	5.64e-03	0.07	0.07
Mobile Source (Passenger Cars)	8.24	6.34	107.53	0.39	53.69	14.37
Mobile Source (Trucks)	1.95	121.06	21.71	0.57	23.79	7.40
On-Site Equipment Source	0.50	4.03	3.74	0.02	0.15	0.14
Total Maximum Daily Emissions	43.08	132.37	133.92	0.98	77.71	21.99
Total Maximum Daily Emissions (Phase A + B + C)	246.78	870.76	671.47	5.13	340.17	99.05
SCAQMD Regional Threshold	55	55	550	150	150	55
Threshold Exceeded?	YES	YES	YES	NO	YES	YES

Source: CalEEMod operational-source emissions are presented in Appendices 3.9 and 3.14.

3.6 LOCALIZED SIGNIFICANCE

BACKGROUND ON LOCALIZED SIGNIFICANCE THRESHOLD (LST) DEVELOPMENT

The analysis makes use of methodology included in the SCAQMD *Final Localized Significance Threshold Methodology* (LST Methodology) (44). The SCAQMD has established that impacts to air quality are significant if there is a potential to contribute or cause localized exceedances of the NAAQS and CAAQS. Collectively, these are referred to as Localized Significance Thresholds (LSTs).

The SCAQMD established LSTs in response to the SCAQMD Governing Board's Environmental Justice Initiative I-4⁸. LSTs represent the maximum emissions from a project that will not cause or contribute to an exceedance of the most stringent applicable federal or state ambient air quality standard at the nearest residence or sensitive receptor. The SCAQMD states that lead agencies can use the LSTs as another indicator of significance in its air quality impact analyses.

LSTs were developed in response to environmental justice and health concerns raised by the public regarding exposure of individuals to criteria pollutants in local communities. To address the issue of localized significance, the SCAQMD adopted LSTs that show whether a project would cause or contribute to localized air quality impacts and thereby cause or contribute to potential localized adverse health effects. The analysis makes use of methodology included in the *LST Methodology* (45).

However, consistent with SCAQMD guidance an LST analysis should only be conducted at a project-level, and quantification of LSTs is not applicable for this specific plan-level environmental analysis. Notwithstanding, in the abundance of caution, a construction and operational LST analysis has been prepared for the Project to determine the potential localized construction and operational impacts.

APPLICABILITY OF LSTs FOR THE PROJECT

For this Project, the appropriate Source Receptor Area (SRA) for the LST analysis is the SCAQMD CA-60 Near Road monitoring station (SRA 33). LSTs apply to CO, NO₂, PM₁₀, and PM_{2.5}. The SCAQMD produced look-up tables for projects less than or equal to 5 acres in size.

In order to determine the appropriate methodology for determining localized impacts that could occur as a result of Project-related construction, the following process is undertaken:

- CalEEMod is utilized to determine the maximum daily on-site emissions that will occur during construction activity.
- The SCAQMD's Fact Sheet for Applying CalEEMod to Localized Significance Thresholds (46) is used to determine the maximum site acreage that is actively disturbed based on the construction equipment fleet and equipment hours as estimated in CalEEMod.

⁸The purpose of SCAQMD's Environmental Justice program is to ensure that everyone has the right to equal protection from air pollution and fair access to the decision-making process that works to improve the quality of air within their communities. Further, the SCAQMD defines Environmental Justice as "...equitable environmental policymaking and enforcement to protect the health of all residents, regardless of age, culture, ethnicity, gender, race, socioeconomic status, or geographic location, from the health effects of air pollution."

- If the total acreage disturbed is less than or equal to five acres per day, then the SCAQMD's screening look-up tables are utilized to determine if a project has the potential to result in a significant impact. The look-up tables establish a maximum daily emissions threshold in lbs/day that can be compared to CalEEMod outputs.

EMISSIONS CONSIDERED

SCAQMD's *LST Methodology* clearly states that "off-site mobile emissions from the Project should not be included in the emissions compared to LSTs (44)." Therefore, for purposes of the construction LST analysis, only emissions included in the CalEEMod "on-site" emissions outputs were considered.

MAXIMUM DAILY DISTURBED-ACREAGE

The "acres disturbed" for analytical purposes are based on specific equipment type for each subcategory of construction activity and the estimated maximum area a given piece of equipment can pass over in an 8-hour workday (as shown on Table 3-11). The equipment-specific disturbance rates were obtained from the CalEEMod user's guide, *Appendix A: Calculation Details for CalEEMod* (October 2017). It should be noted that the disturbed area per day is representative of a piece of equipment making multiple passes over the same land area. In other words, one Rubber Tired Dozer can make multiple passes over the same land area totaling 0.5 acres in a given 8-hour day. Based on Table 3-11, the Project's construction activities could actively disturb approximately 1.0 acre per day during demolition, 3.5 acres per day during site preparation, and 4.0 acre per day during grading activities for Phases A, B, and C. During off-site infrastructure construction, it is estimated that 1.0 acre per day will be disturbed.

SENSITIVE RECEPTORS

As previously stated, LSTs represent the maximum emissions from a project that will not cause or contribute to an exceedance of the most stringent applicable federal or state ambient air quality standard at the nearest residence or sensitive receptor. Receptor locations are off-site locations where individuals may be exposed to emissions from Project activities. This AQIA analyzes localized construction and operational emissions impacts at the nearest sensitive receptors.

Some people are especially sensitive to air pollution and are given special consideration when evaluating air quality impacts from projects. These groups of people include children, the elderly, individuals with pre-existing respiratory or cardiovascular illness, and athletes and others who engage in frequent exercise. Structures that house these persons or places where they gather to exercise are defined as "sensitive receptors". These structures typically include residences, hotels, hospitals, etc. as they are also known to be locations where an individual can remain for 24 hours. Consistent with the *LST Methodology*, the nearest land use where an individual could remain for 24 hours to the Project site (in this case the nearest residential land use) has been used to determine construction and operational air quality impacts for emissions of PM₁₀ and PM_{2.5}, since PM₁₀ and PM_{2.5} thresholds are based on a 24 hour averaging time.

TABLE 3-11: MAXIMUM DAILY DISTURBED-ACREAGE

Construction Phase	Equipment Type	Equipment Quantity	Acres graded per 8-hour day	Operating Hours per Day	Acres graded per day
Phases A, B, & C					
Demolition	Rubber Tired Dozers	2	0.5	8	1.0
Total acres disturbed per day during Demolition					1.0
Site Preparation	Crawler Tractors	4	0.5	8	2.0
	Rubber Tired Dozers	3	0.5	8	1.5
Total acres disturbed per day during Site Preparation					3.5
Grading	Crawler Tractors	2	0.5	8	1.0
	Graders	1	0.5	8	0.5
	Rubber Tired Dozers	1	0.5	8	0.5
	Scrapers	2	1.0	8	2.0
Total acres disturbed per day during Grading					4.0
Off-Site Infrastructure					
Off-Site Infrastructure Construction	Graders	1	0.5	8	0.5
	Rubber Tired Dozers	1	0.5	8	0.5
Total acres disturbed per day during Off-Site Utilities Infrastructure					1.0

Source: Maximum daily disturbed acreage based on equipment list presented in Appendices 3.1 through 3.4.

Commercial and industrial facilities are not included in the definition of sensitive receptor because employees and patrons do not typically remain onsite for a full 24 hours but are typically onsite for eight hours or less. The *LST Methodology* explicitly states that “*LSTs based on shorter averaging periods, such as the NO₂ and CO LSTs, could also be applied to receptors such as industrial or commercial facilities since it is reasonable to assume that a worker at these sites could be present for periods of one to eight hours (44).*” Consistent with the *LST Methodology*, the nearest industrial/commercial use to the Project site is used to determine construction and operational LST air impacts for emissions of NO₂ and CO.

Sensitive receptors in the Project study area include existing residential homes and industrial uses as described below and as show in Exhibit 3-A.

- R1: Located approximately 185 feet north of the Project site, R1 represents an existing residential home serving the Gordon Hay Inc. Dairy in the City of Ontario.
- R2: Location R2 represents vacant unoccupied agricultural land located approximately 151 feet north of the Project site in the City of Ontario.
- R3: Located approximately 94 feet east of the Project site across Carpenter Avenue, R3 represents existing residential homes serving the Tiva Dairy in the City of Ontario.
- R4: Location R4 represents the existing residential home located at 9131 Merrill Avenue located approximately 129 feet southeast of the Project site.

- R5⁹: Located approximately 135 feet south of the Project, R5 represents a couple of existing residential homes serving the J&D Star Dairy.
- R6: Located approximately 142 feet west of the Project site, R6 represents an existing residential home located at 14848 Grove Avenue.
- R7: Location R7 represents the existing residential home located roughly 127 feet west of the Project site across Grove Avenue.
- R8: Located approximately 114 feet west of the Project site, R8 represents an existing residential home located at 14544 Grove Avenue.
- R9: Located approximately 257 feet south of the Project site, R9 represents a wholesale use located at 8601 Merrill Avenue.

The SCAQMD recommends that the nearest sensitive receptor be considered when determining the Project's potential to result in localized air quality impacts. Table 3-12 identifies the nearest industrial/commercial receptors used to evaluate localized impacts of NO₂ and CO. Table 3-13 identifies the nearest receptors used to evaluate localized emission impacts of PM₁₀ and PM_{2.5}. Receptor distances relative to the Project site are identified by Phase and Planning Area (PA) as indicated at Exhibit 3-A.

TABLE 3-12: NEAREST SENSITIVE RECEPTOR LOCATIONS FROM PROJECT SITE NO_x AND CO

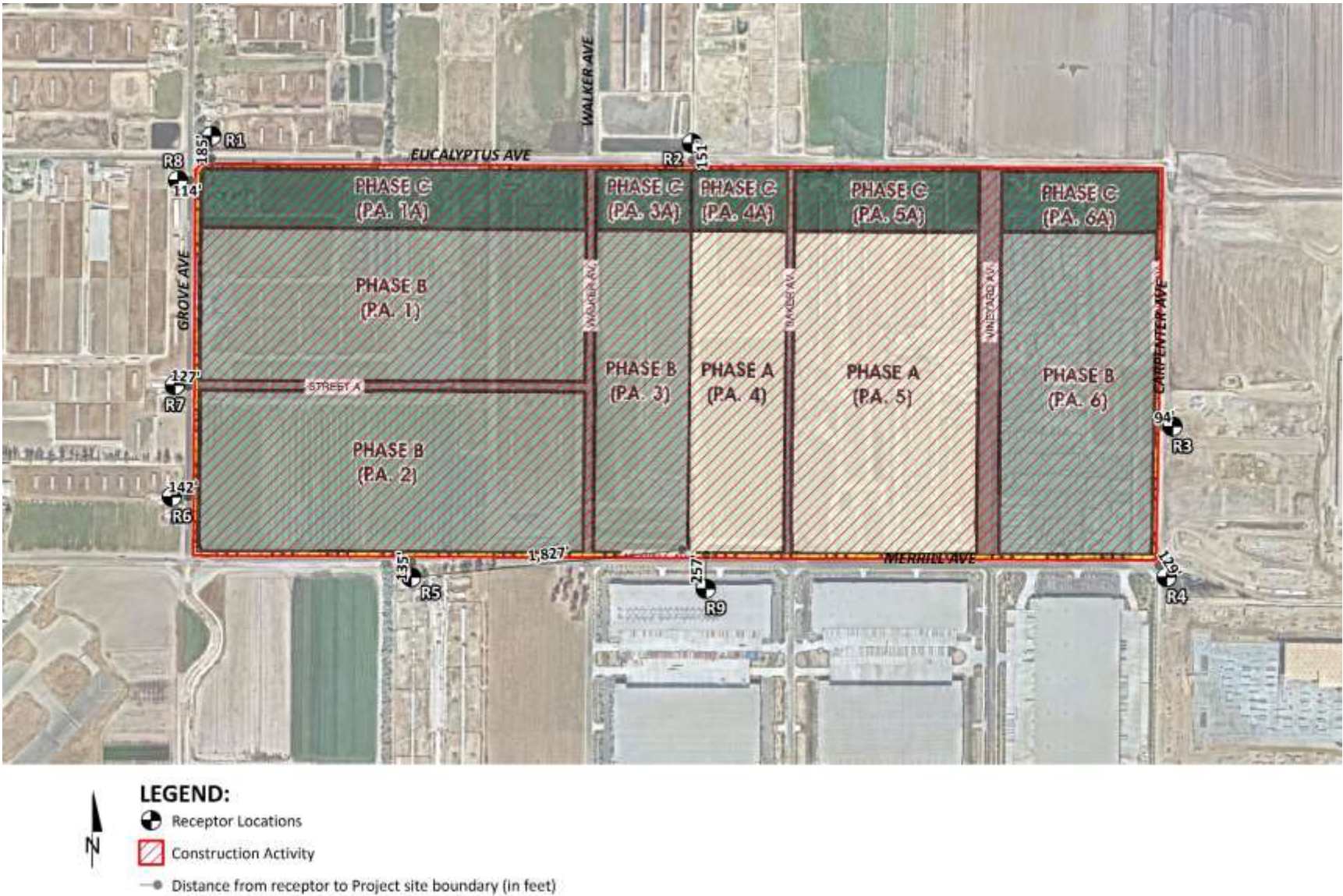
Phase	Planning Area	Nearest Sensitive Receptor	Distance (feet)	Distance (meters)
A	4	R9	257	78
B	1 , 2, 3	R7	127	38
B	6	R3	94	28
C	1A	R8	114	34
Off-Site Infrastructure	-	-	-	25

TABLE 3-13 : NEAREST SENSITIVE RECEPTOR LOCATIONS FROM PROJECT SITE PM₁₀ AND PM_{2.5}

Phase	Planning Area	Nearest Sensitive Receptor	Distance (feet)	Distance (meters)
A	4	R5	1,827	557
B	1 , 2, 3	R7	127	38
B	6	R3	94	28
C	1A	R8	114	34
Off-Site Infrastructure	-	-	-	25

⁹ As shown on Exhibit 3-A, in respect to Phase B (Planning Area 2), R5 is located approximately 135 feet south. However, for analytical purposes, in respect to Phase A (Planning Area 4), R5 is the nearest sensitive receptor used to evaluate localized emissions of PM₁₀ and PM_{2.5} and is located roughly 1,827 feet southwest of the Project site boundary.

EXHIBIT 3-A: SENSITIVE RECEPTOR LOCATIONS



LOCALIZED THRESHOLDS

Construction-Source Emissions

Since the total acreage disturbed is less than five acres per day for site preparation and grading activities, the SCAQMD's screening look-up tables are utilized in determining impacts. It should be noted that since the look-up tables identifies thresholds at only 1 acre, 2 acres, and 5 acres, linear regression has been utilized to determine localized significance thresholds. Consistent with SCAQMD guidance, the thresholds presented in Table 3-14 were calculated by interpolating the threshold values for the Project's disturbed acreage.

Operational-Source Emissions

Table 3-14 also presents LSTs for operational-source emissions. The Project site comprises approximately 376.30 acres. The LST Methodology provides look-up tables for sites with an area with daily disturbance of 5 acres or less. For projects that exceed 5 acres, the 5-acre LST look-up tables can be used as a screening tool to determine which pollutants require additional detailed analysis. This approach is conservative as it assumes that all on-site emissions associated with the project would occur within a concentrated 5-acre area. This screening method would therefore over-estimate potential localized impacts, because by assuming that on-site operational activities are occurring over a smaller area, the resulting concentrations of air pollutants are more highly concentrated once they reach the smaller site boundary than they would be for activities if they were spread out over a larger surface area. On a larger site, the same amount of air pollutants generated would disperse over a larger surface area and would result in a lower concentration once emissions reach the project-site boundary. As such, LSTs for a 5-acre site during operations are used as a screening tool to determine if further detailed analysis is required.

TABLE 3-14: MAXIMUM DAILY LOCALIZED EMISSIONS THRESHOLDS

Localized Thresholds		
Pollutant	Construction	Operations
Phase A		
NO _x	183 lbs/day (Demolition)	345 lbs/day
	290 lbs/day (Site Preparation)	
	308 lbs/day (Grading)	
CO	1,941 lbs/day (Demolition)	4,216 lbs/day
	3,422 lbs/day (Site Preparation)	
	3,686 lbs/day (Grading)	
PM ₁₀	280 lbs/day (Demolition)	78 lbs/day
	241 lbs/day (Site Preparation)	
	268 lbs/day (Grading)	
PM _{2.5}	141 lbs/day (Demolition)	41 lbs/day
	160 lbs/day (Site Preparation)	
	163 lbs/day (Grading)	
Phase B (P.A. 1, 2, 3)		
NO _x	134 lbs/day (Demolition)	287 lbs/day
	236 lbs/day (Site Preparation)	
	253 lbs/day (Grading)	
CO	1,105 lbs/day (Demolition)	2,601 lbs/day
	2,084 lbs/day (Site Preparation)	
	2,257 lbs/day (Grading)	
PM ₁₀	10 lbs/day (Demolition)	8 lbs/day
	23 lbs/day (Site Preparation)	
	27 lbs/day (Grading)	
PM _{2.5}	5 lbs/day (Demolition)	3 lbs/day
	9 lbs/day (Site Preparation)	
	9 lbs/day (Grading)	
Phase B (P.A. 6)		
NO _x	122 lbs/day (Demolition)	274 lbs/day
	224 lbs/day (Site Preparation)	
	241 lbs/day (Grading)	
CO	919 lbs/day (Demolition)	2,287 lbs/day

Localized Thresholds		
Pollutant	Construction	Operations
	1,798 lbs/day (Site Preparation)	
	1,961 lbs/day (Grading)	
PM ₁₀	6 lbs/day (Demolition)	5 lbs/day
	14 lbs/day (Site Preparation)	
	16 lbs/day (Grading)	
PM _{2.5}	4 lbs/day (Demolition)	2 lbs/day
	7 lbs/day (Site Preparation)	
	8 lbs/day (Grading)	
Phase C		
NO _x	129 lbs/day (Demolition)	282 lbs/day
	231 lbs/day (Site Preparation)	
	248 lbs/day (Grading)	
CO	1,030 lbs/day (Demolition)	2,476 lbs/day
	1,970 lbs/day (Site Preparation)	
	2,138 lbs/day (Grading)	
PM ₁₀	8 lbs/day (Demolition)	7 lbs/day
	19 lbs/day (Site Preparation)	
	22 lbs/day (Grading)	
PM _{2.5}	5 lbs/day (Demolition)	2 lbs/day
	8 lbs/day (Site Preparation)	
	9 lbs/day (Grading)	
Off-Site Infrastructure		
NO _x	118 lbs/day (Off-Site Infrastructure)	N/A
CO	863 lbs/day (Off-Site Infrastructure)	N/A
PM ₁₀	5 lbs/day (Off-Site Infrastructure)	N/A
PM _{2.5}	4 lbs/day (Off-Site Infrastructure)	N/A

Source: Localized Thresholds presented in this table are based on the SCAQMD Final Localized Significance Threshold Methodology, July 2008

CONSTRUCTION-SOURCE EMISSIONS LST ANALYSIS

Table 3-15 identifies the localized impacts at the nearest receptor location. As previously stated, the nearest receptor utilized to evaluate localized construction emissions of NO₂ and CO for Phase A is an existing industrial use located approximately 257 feet/78-meters south of the Project site on Merrill Avenue. For evaluation of PM₁₀ and PM_{2.5} for Phase A the nearest

residential home located 1,827-feet/557-meters southwest Project site was utilized. It should be noted that the look-up tables only identify thresholds up to a 500-meter distance. As a conservative measure, the 500-meter distance will be used in lieu of the 557-meters. For Phase B (P.A.'s 1, 2, and 3), the nearest receptor for emissions of NO₂, CO, PM₁₀, and PM_{2.5} are the existing homes located 127-feet/38-meters west along Grove Avenue. For Phase B (P.A. 6), the nearest receptor for NO₂, CO, PM₁₀, and PM_{2.5} are the existing homes located 94-feet/28-meters east across Carpenter Avenue. For Phase C, the nearest receptor for emissions of NO₂, CO, PM₁₀, and PM_{2.5} is an existing residential home located 114-feet/34-meters west of the Project site at 14544 Grove Avenue. For evaluation of localized NO₂, CO, PM₁₀, and PM_{2.5} emissions during off-site infrastructure construction activities, a 82-feet/25-meter distance will be used.

As shown, Project construction-source emissions would not exceed the applicable LSTs. Outputs from the model runs for construction LSTs are provided in Appendices 3.1 through 3.4.

TABLE 3-15: LOCALIZED SIGNIFICANCE SUMMARY OF CONSTRUCTION

On-Site Demolition Emissions	Emissions (lbs/day)			
	NO _x	CO	PM ₁₀	PM _{2.5}
Phase A				
Maximum Daily Emissions	33.20	21.75	1.69	1.55
SCAQMD Localized Threshold	156	1,459	255	125
Threshold Exceeded?	NO	NO	NO	NO
Phase B (P.A.'s 1, 2, 3)				
Maximum Daily Emissions	19.29	15.45	0.99	0.88
SCAQMD Localized Threshold	134	1,105	10	5
Threshold Exceeded?	NO	NO	NO	NO
Phase B (P.A. 6)				
Maximum Daily Emissions	6.43	5.15	0.33	0.29
SCAQMD Localized Threshold	122	919	6	4
Threshold Exceeded?	NO	NO	NO	NO
Phase C				
Maximum Daily Emissions	19.20	19.42	1.50	0.89
SCAQMD Localized Threshold	129	1,030	8	5
Threshold Exceeded?	NO	NO	NO	NO
On-Site Site Preparation Emissions	Emissions (lbs/day)			
	NO _x	CO	PM ₁₀	PM _{2.5}
Phase A				
Maximum Daily Emissions	63.79	22.39	11.28	6.59
SCAQMD Localized Threshold	260	2,641	221	143
Threshold Exceeded?	NO	NO	NO	NO

On-Site Site Preparation Emissions	Emissions (lbs/day)			
	NO _x	CO	PM ₁₀	PM _{2.5}
Phase B (P.A.'s 1, 2, 3)				
Maximum Daily Emissions	31.41	13.72	7.69	4.23
SCAQMD Localized Threshold	236	2,084	23	9
Threshold Exceeded?	NO	NO	NO	NO
Phase B (P.A. 6)				
Maximum Daily Emissions	10.47	4.57	2.56	1.41
SCAQMD Localized Threshold	224	1,798	14	7
Threshold Exceeded?	NO	NO	NO	NO
Phase C				
Maximum Daily Emissions	35.72	17.41	9.98	5.40
SCAQMD Localized Threshold	231	1,970	19	8
Threshold Exceeded?	NO	NO	NO	NO
On-Site Grading Emissions	Emissions (lbs/day)			
	NO _x	CO	PM ₁₀	PM _{2.5}
Phase A				
Maximum Daily Emissions	60.88	32.40	6.47	3.74
SCAQMD Localized Threshold	277	2,841	246	146
Threshold Exceeded?	NO	NO	NO	NO
Phase B (P.A.'s 1, 2, 3)				
Maximum Daily Emissions	31.27	21.06	4.25	2.25
SCAQMD Localized Threshold	253	2,257	27	9
Threshold Exceeded?	NO	NO	NO	NO
Phase B (P.A. 6)				
Maximum Daily Emissions	10.42	7.02	1.42	0.75
SCAQMD Localized Threshold	241	1,961	16	8
Threshold Exceeded?	NO	NO	NO	NO
Phase C				
Maximum Daily Emissions	33.19	26.08	5.33	2.69
SCAQMD Localized Threshold	248	2,138	22	9
Threshold Exceeded?	NO	NO	NO	NO
Off-Site Infrastructure Emissions	Emissions (lbs/day)			
	NO _x	CO	PM ₁₀	PM _{2.5}
Maximum Daily Emissions	41.47	42.78	4.57	3.03
SCAQMD Localized Threshold	118	863	5	4
Threshold Exceeded?	NO	NO	NO	NO

Source: CalEEMod localized construction-source emissions are presented in Appendices 3.1 through 3.4.

OPERATIONAL-SOURCE EMISSIONS LST ANALYSIS

Table 3-16 shows the calculated emissions for the Project's operational activities compared with the applicable LSTs. The LST analysis includes on-site sources only; however, CalEEMod outputs do not separate on-site and off-site emissions from mobile sources. In an effort to establish a maximum potential impact scenario for analytic purposes, the emissions shown on Table 3-16 represent all on-site Project-related stationary (area) sources and Project-related mobile sources. It is assumed that the maximum distance a passenger car and/or truck would make through Phase A of the Project site is 0.40 miles, 0.65 miles for Phase B (western portion), 0.40 miles for Phase B (eastern portion), and 1.20 miles for Phase C. An on-site travel distance of approximately 0.40 mile/2,112 feet for Phase A, 0.65 mile/3,432 feet for Phase B (western portion), 0.40 mile/2,112 feet for Phase B (eastern portion), and 1.20 miles/6,336 feet for each passenger car and truck trips respectively. Modeling based on these assumptions demonstrates that even within broad encompassing parameters, Project operational-source emissions would not exceed applicable LSTs.

As shown on Table 3-16 operational emissions will not exceed the LST thresholds for the nearest sensitive receptor. Therefore, the Project will have a less than significant localized impact during operational activity.

TABLE 3-16: LOCALIZED SIGNIFICANCE SUMMARY OF OPERATIONS

Operational Activity	Emissions (lbs/day)			
	NO _x	CO	PM ₁₀	PM _{2.5}
Phase A				
Maximum Daily Emissions	17.55	14.51	2.20	1.11
SCAQMD Localized Threshold	345	4,216	78	41
Threshold Exceeded?	NO	NO	NO	NO
Phase B (P.A.'s 1, 2, 3)				
Maximum Daily Emissions	26.45	31.08	6.12	2.41
SCAQMD Localized Threshold	287	2,601	8	3
Threshold Exceeded?	NO	NO	NO	NO
Phase B (P.A. 6)				
Maximum Daily Emissions	6.33	6.69	1.09	0.48
SCAQMD Localized Threshold	274	2,287	5	2
Threshold Exceeded?	NO	NO	NO	NO
Phase C				
Maximum Daily Emissions	9.06	14.97	4.84	1.48
SCAQMD Localized Threshold	282	2,476	7	2
Threshold Exceeded?	NO	NO	NO	NO

Source: CalEEMod localized operational-source emissions are presented in Appendices 3.9 and 3.14.

3.7 CO “HOT SPOT” ANALYSIS

As discussed below, the Project would not result in potentially adverse CO concentrations or “hot spots.” Further, detailed modeling of Project-specific carbon monoxide (CO) “hot spots” is not needed to reach this conclusion.

An adverse CO concentration, known as a “hot spot”, would occur if an exceedance of the state one-hour standard of 20 ppm or the eight-hour standard of 9 ppm were to occur. At the time of the 1993 Handbook, the SCAB was designated nonattainment under the California AAQS and National AAQS for CO (47).

It has long been recognized that CO hotspots are caused by vehicular emissions, primarily when idling at congested intersections. In response, vehicle emissions standards have become increasingly stringent in the last twenty years. Currently, the allowable CO emissions standard in California is a maximum of 3.4 grams/mile for passenger cars (there are requirements for certain vehicles that are more stringent). With the turnover of older vehicles, introduction of cleaner fuels, and implementation of increasingly sophisticated and efficient emissions control technologies, CO concentration in the SCAB is now designated as attainment, as previously noted in Table 2-3.

To establish a more accurate record of baseline CO concentrations affecting the SCAB, a CO “hot spot” analysis was conducted in 2003 for four busy intersections in Los Angeles at the peak morning and afternoon time periods. This “hot spot” analysis did not predict any violation of CO standards, as shown on Table 3-17.

TABLE 3-17: CO MODEL RESULTS

Intersection Location	CO Concentrations (ppm)		
	Morning 1-hour	Afternoon 1-hour	8-hour
Wilshire/Veteran	4.6	3.5	3.7
Sunset/Highland	4	4.5	3.5
La Cienega/Century	3.7	3.1	5.2
Long Beach/Imperial	3	3.1	8.4

Source: 2003 AQMP, Appendix V: Modeling and Attainment Demonstrations

Notes: Federal 1-hour standard is 35 ppm and the deferral 8-hour standard is 9.0 ppm.

Based on the SCAQMD's 2003 AQMP and the 1992 Federal Attainment Plan for Carbon Monoxide (1992 CO Plan), peak carbon monoxide concentrations in the SCAB were a result of unusual meteorological and topographical conditions and not a result of traffic volumes and congestion at a particular intersection. As evidence of this, for example, 9.3 ppm 8-hr CO concentration measured at the Long Beach Blvd. and Imperial Hwy. intersection (highest CO generating intersection within the “hot spot” analysis), only 0.7 ppm was attributable to the traffic volumes and congestion at this intersection; the remaining 8.6 ppm were due to the ambient air measurements at the time the 2003 AQMP was prepared (48). In contrast, the ambient 8-hr CO concentration within the Project study area is estimated at 1.4 ppm—1.6 ppm (please refer to

previous Table 2-3). Therefore, even if the traffic volumes for the Project were double or even triple of the traffic volumes generated at the Long Beach Blvd. and Imperial Hwy. intersection, coupled with the on-going improvements in ambient air quality, the Project would not be capable of resulting in a CO “hot spot” at any study area intersections.

Similar considerations are also employed by other Air Districts when evaluating potential CO concentration impacts. More specifically, the Bay Area Air Quality Management District (BAAQMD) concludes that under existing and future vehicle emission rates, a given project would have to increase traffic volumes at a single intersection by more than 44,000 vehicles per hour—or 24,000 vehicles per hour where vertical and/or horizontal air does not mix—in order to generate a significant CO impact (49).

Traffic volumes generating the CO concentrations for the “hot spot” analysis is shown on Table 3-18. The busiest intersection evaluated was that at Wilshire Blvd. and Veteran Ave., which has a daily traffic volume of approximately 100,000 vehicles per day and AM/PM traffic volumes of 8,062 vehicles per hour and 7,719 vehicles per hour respectively (50). The 2003 AQMP estimated that the 1-hour concentration for this intersection was 4.6 ppm; this indicates that, should the daily traffic volume increase four times to 400,000 vehicles per day, CO concentrations (4.6 ppm x 4= 18.4 ppm) would still not likely exceed the most stringent 1-hour CO standard (20.0 ppm).¹⁰ As shown in the TIA on Exhibit 8-3, *Opening Year Cumulative (2026) With Project Average Daily Traffic (ADT) (In PCE)* the highest average daily trips on a segment of road would be 51,800 daily trips on Euclid Avenue south of Pine Avenue, which is lower than the highest daily traffic volumes at Wilshire Blvd¹¹. and Veteran Ave. of 100,000 vehicles per day (51). Additionally, the 2003 AQMP determined that the highest traffic volumes on a segment of road is 8,674 vehicles per hour on La Cienega Boulevard and Century Boulevard. As shown in the TIA on Exhibit 8-4, *Opening Year Cumulative (2026) With Project Traffic Volumes (In PCE)* and summarized on Table 3-19 below, the intersection of Roswell Avenue/SR-71 Northbound Ramps & Grand Av/Edison Av. would generate the highest hourly traffic volume of 6,271 vehicles per hour. As such, Project-related traffic volumes are less than the traffic volumes identified in the 2003 AQMP. The Project considered herein would not produce the volume of traffic required to generate a CO “hot spot” either in the context of the 2003 Los Angeles hot spot study or based on representative BAAQMD CO threshold considerations. Therefore, CO “hot spots” are not an environmental impact of concern for the Project. Localized air quality impacts related to mobile-source emissions would therefore be less than significant.

¹⁰ Based on the ratio of the CO standard (20.0 ppm) and the modeled value (4.6 ppm).

¹¹ The Opening Year Cumulative (2026) With Project Volumes were utilized in lieu of the Horizon Year (2040) With Project Traffic Volumes as a conservative measure since CO emissions are anticipated to decrease dramatically over time as the analysis year increases (as discussed above). The potential increase in volumes in 2040 versus 2026 would not be sufficient enough to result in any worse impacts than what would occur for 2026 conditions.

TABLE 3-18: TRAFFIC VOLUMES

Intersection Location	Peak Traffic Volumes (vph)				
	Eastbound (AM/PM)	Westbound (AM/PM)	Southbound (AM/PM)	Northbound (AM/PM)	Total (AM/PM)
Wilshire/Veteran	4,954/2,069	1,830/3,317	721/1,400	560/933	8,062/7,719
Sunset/Highland	1,417/1,764	1,342/1,540	2,304/1,832	1,551/2,238	6,614/5,374
La Cienega/Century	2,540/2,243	1,890/2,728	1,384/2,029	821/1,674	6,634/8,674
Long Beach/Imperial	1,217/2,020	1,760/1,400	479/944	756/1,150	4,212/5,514

vph = Vehicles Per Hour

Source: 2003 AQMP

TABLE 3-19: OPENING YEAR CUMULATIVE (2026) WITH PROJECT TRAFFIC VOLUMES

Intersection Location	Peak Traffic Volumes (vph)				
	Northbound (AM/PM)	Southbound (AM/PM)	Eastbound (AM/PM)	Westbound (AM/PM)	Total (AM/PM)
SR71 SB Ramps & Grand Av/Edison Av	0/0	1,379/1,486	1,085/2,116	1,597/1,790	4,061/5,392
Roswell Av/SR71 NB Ramps & Grand Av/Edison Av	693/791	817/1,040	1,877/2,496	1,269/1,944	4,656/6,271
Euclid Av/Edison Av	1,483/1,916	1,674/1,798	747/1,237	654/638	4,558/5,589
Hamner Av/Ontario Ranch Rd/Cantu-Galleano Ranch Rd.	1,524/923	505/1,557	901/1,649	1,758/1,412	4,688/5,541

Av. = Avenue; Blvd. = Boulevard; Dwy. = Driveway; NB = Northbound; Rd. = Road; SB = Southbound; SR = State Route

Source: Merrill Commerce Center Specific Plan Traffic Impact Analysis (Urban Crossroads, 2020).

3.8 AIR QUALITY MANAGEMENT PLANNING

The Project site is located within the SCAB, which is characterized by relatively poor air quality. The SCAQMD has jurisdiction over an approximately 10,743 square-mile area consisting of the four-county Basin and the Los Angeles County and Riverside County portions of what use to be referred to as the Southeast Desert Air Basin. In these areas, the SCAQMD is principally responsible for air pollution control, and works directly with the SCAG, county transportation commissions, local governments, as well as state and federal agencies to reduce emissions from stationary, mobile, and indirect sources to meet state and federal ambient air quality standards.

Currently, these state and federal air quality standards are exceeded in most parts of the SCAB. In response, the SCAQMD has adopted a series of AQMPs to meet the state and federal ambient air quality standards. AQMPs are updated regularly in order to more effectively reduce emissions, accommodate growth, and to minimize any negative fiscal impacts of air pollution control on the economy.

In March 2017, the SCAQMD released the Final 2016 AQMP. The 2016 AQMP continues to evaluate current integrated strategies and control measures to meet the NAAQS, as well as, explore new and innovative methods to reach its goals. Some of these approaches include utilizing incentive programs, recognizing existing co-benefit programs from other sectors, and

developing a strategy with fair-share reductions at the federal, state, and local levels (52). Similar to the 2012 AQMP, the 2016 AQMP incorporates scientific and technological information and planning assumptions, including the 2016 Regional Transportation/Sustainable Communities Strategy (2016 RTP/SCS), a planning document that supports the integration of land use and transportation to help the region meet the CAA requirements (19). The Project's consistency with the AQMP will be determined using the 2016 AQMP as discussed below.

Criteria for determining consistency with the AQMP are identified at Chapter 12, Section 12.2 and Section 12.3 of the SCAQMD's *CEQA Air Quality Handbook* (1993), as listed below. Project consistency with, and support of these criteria is presented subsequently.

- ***Criterion No. 1: The project under consideration will not result in an increase in the frequency or severity of existing air quality violations or cause or contribute to new violations or delay the timely attainment of air quality standards or the interim emissions reductions specified in the AQMP.***
- ***Criterion No. 2: The project under consideration will not exceed the assumptions in the AQMP based on the years of Project build-out phase.***

Consistency - Criterion No. 1

The violations that Criterion No. 1 refers to are CAAQS and NAAQS. The CAAQS and NAAQS comprise LSTs. As discussed in this AQIA, the Project LST analysis substantiates that Project construction-source and operational-source emissions would not exceed applicable LSTs. Further, the Project would implement applicable best available control measures (BACMs), and would comply with applicable SCAQMD rules, acting to further reduce potential LST impacts. On this basis, the Project would not result in an increase in the frequency or severity of existing air quality violations, or cause or contribute to new violations.

With regard to timely attainment of AQMP air quality standards and interim emissions, the Project site's current General Plan Land Use designations are "Business Park," "Office Commercial," and "General Commercial". The "Business Park" General Plan Land Use, which is reflected in the 2016 AQMP, would accommodate industrial-serving commercial and office uses, and very light industrial uses. The "Office Commercial" General Plan Land Use, also reflected in the 2016 AQMP, would accommodate low-intensity office and support commercial uses. Lastly, the "General Commercial" General Plan Land Use would accommodate retail, office, and service uses (53).

To allow for development of the Project business park/industrial uses, the Project site would be re-designated as a "Business Park" and "Industrial" under the City General Plan.

Trip generation (traffic) is a general proxy that broadly represents relative air quality impacts of development proposals. As indicated on Table 3-20, trip generation under the Project Land Uses would likely be reduced when compared to potential trip generation resulting from development of the site allowed under the site's current Policy Plan Land Uses. On this basis, it is likely that air quality impacts resulting from the Project would not exceed assumptions reflected in the 2016 AQMP.

TABLE 3-20: TRIP GENERATION COMPARISON (EXISTING POLICY PLAN LAND USES VS. PROJECT LAND USES)

Existing			Proposed	
Policy Plan Land Use Designation	ITE Metric	Total ADT	Policy Plan Land Use Designation	Total ADT
Business Park 303.5 acres; 7,932,300 sf	ITE Land Use 130 3.37 Trips/TSF	26,730	Business Park 55.1 acres; 1,441,000 sf	5,842
Office Commercial 43.3 acres; 1,414,600 sf	ITE Land Use 710 9.74 Trips/TSF	13,778	N/A	--
General Commercial 18.3 acres; 318,900 sf	ITE Land Use 820 33.37 Trips/TSF	10,642	N/A	--
N/A	--	--	Industrial 292.8 acres; 7,014,000 sf	19,834
Right-of-Way/Other 11.2	--	--	Right-of-way/Other	--
Total ADT	--	51,150	Total ADT	25,676

Sources: Policy Plan Land Use Element; *ITE Trip Generation Manual*, 10th Edition (2017); Merrill Commerce Center Specific Plan

Notes:

1. "Right-of-way/other" land use under existing condition assumes balance of site would be assigned to rights-of-way or non-building other uses.
2. Maximum building square footage calculated by multiplying the total acreage of each land use by the anticipated floor area ratio (FAR) for the respective land use designation per Policy Plan Table LU-02 *Land Use Designations Summary Table* – Industrial FAR = 0.55; Business Park FAR = 0.60; General Commercial FAR = 0.040; Office Commercial FAR = 0.75.
3. Existing Policy Plan Land Use Trip Generation Metrics from *ITE Trip Generation Manual*, 10th Edition (2017). ITE Land Use Codes: 130-Industrial Park; 710 General Office, 820 Shopping Center.
4. Project Trip Generation from *Merrill Commerce Center Specific Plan, Traffic Impact Analysis*, City of Ontario (Urban Crossroads, Inc.) June 13, 2019.
5. ADT = Average Daily Trips, TSF = Thousand Square Feet

Notwithstanding, because a change in land use is proposed under the Project, it is conservatively assumed that the Project land uses are not reflected in the 2016 AQMP air quality standards and interim emissions reductions targets. That Project could therefore delay the timely attainment of air quality standards and/or interim emissions reductions specified in the 2016 AQMP.

In conclusion, the Project would not result in an increase in the frequency or severity of existing air quality violations or cause or contribute to new violations. However, because the Light Industrial General Plan Land Use land use designation reflected in the 2016 AQMP differs from the proposed Business Park/Industrial General Plan Land Use designations proposed under the Project, it is assumed that the Project could delay the timely attainment of air quality standards and/or interim emissions reductions specified in the AQMP. As the Project's potential to delay the timely attainment of air quality standards or the interim emissions reductions specified in the

AQMP cannot be assured at this time, for the purposes of this analysis, the Project is considered to be inconsistent with Criterion No.1.

Consistency - Criterion No. 2

Criterion No. 2 addresses consistency of a given project with approved local and regional land use plans and associated potential AQMP implications. That is, AQMP emissions models and emissions control strategies are based in part on land use data provided by local general plan documentation; and regional plans, which reflect and incorporate local general plan information. Projects that propose general plan amendments may increase the intensity of use and/or result in higher traffic volumes, thereby resulting in increased stationary area source emissions and/or vehicle source emissions when compared to the AQMP assumptions. However, if a given project is consistent with and does not otherwise exceed the growth projections in the applicable local general plan, then that project would be considered consistent with the growth assumptions in the AQMP.

Criterion No. 2 addresses consistency of a given project with approved local and regional land use plan and associated potential AQMP implications. That is, AQMP emissions models and emissions control strategies are based in part on land use data provided by local general plan documentation; and regional plans, which reflect and incorporate local general plan information. Projects that propose general plan amendments may increase the intensity of use and/or result in higher traffic volumes, thereby resulting in increased stationary area source emissions and/or vehicle source emissions when compared to the AQMP assumptions. However, if a given project is consistent with and does not otherwise exceed the growth projections in the applicable local general plan, then that project would be considered consistent with the growth assumptions in the AQMP.

As noted above, the current General Plan Land use designations for the Project site would be amended to business park/industrial to allow for the various Project high-cube fulfillment center warehouse and business park uses.

Accordingly, the 2016 AQMP does not reflect the proposed land use designation for the Project site. For this reason, there is the potential for the Project to exceed air quality impact assumptions in the AQMP or increments based on the years of Project build-out phase. Consequently, the business park/industrial use development of the subject site as proposed by the Project is conservatively assumed to generate operational-source emissions not reflected within the current 2016 AQMP regional emissions inventory for the SCAB.

Based on the preceding, the Project is considered to be inconsistent with AQMP Consistency Criterion No. 2.

AQMP CONSISTENCY SUMMARY AND CONCLUSION

The Project would be inconsistent with AQMP Criterion No's. 1 and 2, resulting in a determination that impacts in this regard would be considered potentially significant. The Project would implement development-specific air quality mitigation measures identified in this analysis, acting to generally reduce the Project's construction-source and operational-source air pollutant

emissions. Additionally, incorporation of contemporary energy-efficient technologies and operational programs, and compliance with SCAQMD emissions reductions and control requirements act to reduce Project air pollutant emissions generally.

In combination, the Project air quality mitigation measures; and Project emissions-reducing design features, and operational programs are consistent with and support overarching AQMP air pollution reduction strategies. Project support of these strategies would globally promote timely attainment of AQMP air quality standards and would bring the Project into conformance with the AQMP to the extent feasible. Notwithstanding, based on the analysis presented here, the Project is considered to be inconsistent with applicable AQMP Consistency Criteria.

3.9 POTENTIAL IMPACTS TO SENSITIVE RECEPTORS

The potential impact of Project-generated air pollutant emissions at sensitive receptors has also been considered. Sensitive receptors can include uses such as long-term health care facilities, rehabilitation centers, and retirement homes. Residences, schools, playgrounds, childcare centers, and athletic facilities can also be considered as sensitive receptors.

Results of the LST analysis indicate that, the Project will not exceed the SCAQMD localized significance thresholds during construction. Therefore, sensitive receptors would not be exposed to substantial criteria pollutant concentrations during Project construction.

Results of the LST analysis indicate that the Project will not exceed the SCAQMD localized significance thresholds during operational activity. Further Project traffic would not create or result in a CO “hotspot.” Therefore, sensitive receptors would not be exposed to substantial pollutant concentrations as the result of Project operations.

3.10 FRIANT RANCH EVALUATION

A recent Supreme Court of California decision, *Sierra Club v. County of Fresno (Friant Ranch)*, found an EIR inadequate and states that:

The EIR should be revised to relate the expected adverse air quality impacts to likely health consequences or explain in meaningful detail why it is not feasible at the time of drafting to provide such an analysis, so that the public may make informed decisions regarding the costs and benefits of the Project¹².

Given that the AQIA for this Project identifies a significant and unavoidable project level and cumulative impacts with regard to VOCs and NO_x emissions, the following assessment serves to provide an analysis in conformance with the *Friant Ranch* decision which further clarifies, amplifies, and augments the air quality analysis already undertaken for the Project.

As summarized in the AQIA, the Project’s operational-source VOCs and NO_x emissions will exceed applicable SCAQMD numeric regional mass daily thresholds. Per SCAQMD significance guidance,

¹² It should be noted that the EIR for Friant Ranch did not include a health risk assessment report. The Project’s CEQA document includes a detailed mobile source health risk assessment which evaluates the Project’s potential health impacts to sensitive land uses as a result of diesel exhaust generated by the Project’s construction and on-going operations.

these impacts at the project level are also considered cumulatively significant and would persist over the life of the proposed project. VOCs and NO_x are ozone precursors and as such emissions of VOCs and NO_x have the potential to contribute to existing ozone non-attainment conditions within the Basin. This is a cumulatively significant impact persisting over the life of the proposed project.

SCAQMD ANALYSIS IN ITS BRIEF

As noted in the Brief of Amicus Curiae by the SCAQMD in the Friant Ranch case (April 6, 2015, Appendix 3.16) (SCAQMD Brief), SCAQMD has among the most sophisticated air quality modeling and health impact evaluation capability of any of the air districts in the State, and thus it is uniquely situated to express an opinion on how lead agencies should correlate air quality impacts with specific health outcomes.

The SCAQMD discusses that it may be infeasible to quantify health risks caused by projects similar to the proposed Project, due to many factors. It is necessary to have data regarding the sources and types of air toxic contaminants, location of emission points, velocity of emissions, the meteorology and topography of the area, and the location of receptors (worker and residence). (SCAQMD Brief at pages 9-10). The SCAQMD Brief states that it may not be feasible to perform a health risk assessment for airborne toxics that will be emitted by a generic industrial building that was built on "speculation" (i.e., without knowing the future tenant(s))¹³(SCAQMD Brief at page 10). Even where a health risk assessment can be prepared, however, the resulting maximum health risk value is only a calculation of risk--it does not necessarily mean anyone will contract cancer as a result of the Project. The SCAQMD Brief also cites the author of the CARB methodology, which reported that a PM_{2.5} methodology is not suited for small projects and may yield unreliable results (SCAQMD Brief at page 14). Similarly, SCAQMD staff does not currently know of a way to accurately quantify ozone-related health impacts caused by NO_x or VOC emissions from relatively small projects. reached with respect to NO_x or VOC emissions from relatively small projects, due to photochemistry and regional model limitations (SCAQMD Brief at page 12). The SCAQMD Brief concludes, with respect to the Friant Ranch EIR, that although it may have been technically possible to plug the data into a methodology, the results would not have been reliable or meaningful (SCAQMD Brief at page 15).

On the other hand, for extremely large regional projects (unlike the Project), the SCAQMD states that it has been able to correlate potential health outcomes for very large emissions sources – as part of their rulemaking activity, specifically 6,620 lbs/day of NO_x and 89,180 lbs/day of VOC were expected to result in approximately 20 premature deaths per year and 89,947 school absences due to ozone (SCAQMD Brief, at page 12).

APPLICATION OF SCAQMD ANALYSIS TO THE PROPOSED PROJECT

The Brief makes it clear that SCAQMD does not believe that there must be a quantification of a project's health risks in all CEQA documents prepared for individual projects. Any attempt to

¹³ It should also be noted that the actual occurrence of specific health conditions is based on numerous other factors that are infeasible to quantify, such as an individual's genetic predisposition, diet, exercise regiment, stress, and other behavioral characteristics.

quantify the proposed Project's health risks would be considered unreliable and misleading. The proposed Project is much less intense than the Friant Ranch project and has dramatically fewer air quality emissions, and the SCAQMD determined that an attempt to quantify the Friant Ranch health risks would be unreliable and misleading, due to the aforementioned factors.

The Project does not generate anywhere near 6,620 lbs/day of NO_x or 89,190 lbs/day of VOC emissions, which SCAQMD stated was a large enough emission to quantify ozone-related health impacts (see Pages 12-14 of SCAQMD Brief of Amicus Curiae). The Project would generate 81.46 lbs/day of NO_x during construction and 870.76 lbs/day of NO_x during operations (1.23 percent and 13.15 percent of 6,620 lbs/day, respectively). The Project would also generate 29.52 lbs/day of VOC emissions during construction and 246.78 lbs/day of VOC emissions during operations (0.03 percent and 0.28 percent of 89,190 lbs/day, respectively). Therefore, the Project's emissions are not sufficiently high enough to use a regional modeling program to correlate health effects on a basin-wide level.

While the proposed Project is expected to exceed the SCAQMD's numeric regional mass daily thresholds for VOC, NO_x, CO, PM₁₀, and PM_{2.5}, this does not in itself constitute a significant health impact to the population adjacent to the Project and within the SCAB.

This AQIA does evaluate the Project's localized impacts that correlate to potential project health impacts on a local level to immediately adjacent land uses. The LST analysis compares Project on-site emissions of CO, NO_x, PM₁₀, and PM_{2.5} to the SCAQMD's applicable LST thresholds. As evaluated in this AQIA, the Project would not result in emissions that exceeded the SCAQMD's LSTs. Therefore, the Project would not be expected to exceed the most stringent applicable NAAQS and CAAQS for emissions of CO, NO_x, PM₁₀, and PM₁₀.

FURTHER DISCUSSION OF THE PROPOSED PROJECT'S HEALTH RISKS

Although it may be misleading and unreliable to attempt to specifically and numerically quantify the proposed Project's health risks, this report provides extensive information concerning the proposed Project's potential health risks. While the proposed Project is expected to exceed the SCAQMD's numeric regional mass daily thresholds for VOCs and NO_x, this does not in itself constitute a significant health impact to the population adjacent to the Project and within the air basin.

The SCAQMD's numeric regional thresholds are based in part on Section 180 (e) of the federal Clean Air Act (CAA) – it should be noted that the numeric regional mass daily thresholds have not changed since their adoption as part of the *CEQA Air Quality Handbook* published by SCAQMD in 1993 (over 20 years ago). The numeric regional mass daily thresholds are also intended to provide a means of consistency in significance determination within the environmental review process. Notwithstanding, simply exceeding the SCAQMD's numeric regional mass daily thresholds does not constitute a particular health impact to an individual receptor. The reason for this is that the mass daily thresholds are in pounds per day emitted into the air whereas health effects are determined based on the concentration of emissions in the air at a particular receptor (e.g., parts per million by volume of air, or micrograms per cubic meter of air). State and federal ambient air quality standards were developed to protect the most susceptible population groups from

adverse health effects and were established in terms of parts per million or micrograms per cubic meter for the applicable emissions.

For this reason, the SCAQMD developed a methodology to assist lead agencies in analyzing localized air quality impacts from a proposed project as they relate to CO, NO_x, PM_{2.5} and PM₁₀. This methodology is collectively referred to as the LSTs. The LSTs differ from the numeric regional mass daily thresholds since the LSTs are based on the amount of emissions generated from a project that are not expected to cause or contribute to an exceedance of the most stringent applicable federal or state ambient air quality standard, and are based on the ambient concentrations of the pollutant and the relative distance to the nearest sensitive receptor (the SCAQMD performed air dispersion modeling to determine what amount of emissions generated a particular concentration at a particular distance).

The AQIA evaluated the proposed Project's localized impact to air quality for emissions of CO, NO_x, PM₁₀, and PM_{2.5} by comparing the proposed Project's on-site emissions to the SCAQMD's applicable LST thresholds (see Section 3.6 in this report). As evaluated herein, the Project would not result in emissions that exceeded the SCAQMD's LSTs. Therefore, the Project would not be expected to exceed the most stringent applicable federal or state ambient air quality standards for emissions of CO, NO_x, PM₁₀, and PM₁₀. It should be noted that the ambient air quality standards are developed and represent levels at which the most susceptible persons (children and the elderly) are protected from health-based impacts. In other words, the ambient air quality standards are purposefully set low to protect children, elderly, and those with existing respiratory problems.

Furthermore, as shown in Section 2.9, air quality trends for both emissions of NO_x, VOCs, and Ozone (which is a byproduct of NO_x and VOCs) have been trending downward within the air basin even as development has increased over the last several years. Therefore, although the proposed Project will exceed the SCAQMD's numeric thresholds for emissions of NO_x this does not in itself constitute a basin-wide increase in health effects related to these pollutants.

Unfortunately, current scientific, technological, and modeling limitations prevent the relation of expected adverse air quality impacts to likely health consequences. For this reason, this Supplemental Air Quality Assessment explains in meaningful detail why it is not feasible to provide such a numerical analysis, but why health-based impacts are nonetheless anticipated to be less than significant.

3.11 ODORS

The potential for the Project to generate objectionable odors has also been considered. Land uses generally associated with odor complaints include:

- Agricultural uses (livestock and farming)
- Wastewater treatment plants
- Food processing plants
- Chemical plants

- Composting operations
- Refineries
- Landfills
- Dairies
- Fiberglass molding facilities

The Project does not propose or require any additional land uses typically associated with emitting objectionable odors. Other potential odor sources associated with the Project may result from construction equipment exhaust and the application of asphalt and architectural coatings during construction activities and the temporary storage of typical solid waste (refuse) associated with the Project's (long-term operational) uses. Standard construction requirements would minimize odor impacts from construction. The construction odor emissions would be temporary, short-term, and intermittent in nature and would cease upon completion of the respective phase of construction and is thus considered less than significant. It is expected that Project-generated refuse would be stored in covered containers and removed at regular intervals in compliance with the City's solid waste regulations.

The Project would also be required to comply with SCAQMD Rule 402 to prevent occurrences of public nuisances. Therefore, odors associated with the Project construction and operations would be less than significant and no mitigation is required (54).

3.12 POTENTIAL OVERLAP OF CONSTRUCTION AND OPERATIONAL PHASES

Pursuant to the SCAQMD CEQA Air Quality Handbook, the recommended approach to calculate proposed emissions for criteria pollutants is to quantify construction and operation emissions separately and compare each to the applicable construction and operational thresholds of significance (Chapters 6 and 9 of the CEQA Handbook) (26). To the City's knowledge, the SCAQMD has not formally developed or published combined construction and operational emission significance thresholds, with the exception of its December 5, 2008 adoption of a GHG Significance Threshold for certain projects where SCAQMD is the lead agency. There, the construction emissions are amortized over 30 years and added to the operational emission. Additionally, the SCAQMD did not make a request for this type of combined assessment in its comments on the Project NOP. Notwithstanding, SCAQMD has commented on other CEQA documents requesting projects to combine potential regional construction and operational emissions and compare these emissions to applicable operational thresholds¹⁴.

As such, Table 3-21 summarizes the maximum daily emissions for each scenario where project-related construction and operation activities have the potential to overlap and the totals are

¹⁴ "To conservatively analyze a worst-case impact scenario, South Coast AQMD staff recommends that the Lead Agency use its best efforts to identify the overlapping years, combine construction emissions (including emissions from demolition) with operational emissions, and compare the combined emissions to South Coast AQMD's air quality CEQA operational thresholds of significance to determine the level of significance.." See SCAQMD Comments on Draft Environmental Impact Report (Draft EIR) for the Proposed Nakase Nursery/Toll Brothers Project (SCH No. 2018071035) dated October 3, 2019 (See Comment #2) (55).

compared to the operational threshold. It is important to note that overlapping activity would be temporary and cease upon completion of each subsequent phase of construction activity. Similar to the findings in Section 3.5.5 *Operational Emissions Summary*, the maximum combined overlapping construction and operational emissions would exceed the thresholds of significance for emissions of VOC, NO_x, CO, PM₁₀, and PM_{2.5}. However, the combined overlapping totals for non-attainment emissions of concern (VOC, NO_x, PM₁₀, and PM_{2.5}) would *not* exceed the total emissions for peak operational emissions already disclosed in Section 3.5.5 (*Table 3-10: Summary of Peak Operational Emissions*). As such no new impacts would occur beyond those that have already been identified and no additional mitigation is required.

TABLE 3-21: POTENTIAL OVERLAP OF CONSTRUCTION AND OPERATIONAL ACTIVITIES

Overlap Scenario 1 (Phase A Operations & Phase B Construction)						
Summer						
	VOC	NO _x	CO	SO ₂	PM ₁₀	PM _{2.5}
Phase A Operations	68.41	266.62	231.94	1.43	82.74	24.78
Phase B Construction	29.29	81.46	202.02	0.68	40.99	11.96
Maximum Daily Combined Emissions	97.70	348.08	433.96	2.11	123.73	36.74
SCAQMD Regional Threshold	55	55	550	150	150	55
Threshold Exceeded?	YES	YES	NO	NO	NO	NO
Winter						
Phase A Operations	67.11	274.33	196.21	1.39	82.68	24.75
Phase B Construction	29.52	80.94	186.83	0.64	40.99	11.96
Maximum Daily Combined Emissions	96.63	355.27	383.04	2.03	123.67	36.72
SCAQMD Regional Threshold	55	55	550	150	150	55
Threshold Exceeded?	YES	YES	NO	NO	NO	NO
Overlap Scenario 2 (Phase B Operations & Phase C Construction)						
Summer						
	VOC	NO _x	CO	SO ₂	PM ₁₀	PM _{2.5}
Phase B Operations	207.31	717.16	640.48	4.27	262.67	77.14
Phase C Construction	23.78	30.66	124.67	0.31	14.66	5.78
Maximum Daily Combined Emissions	231.09	747.82	765.15	4.58	277.33	82.92
SCAQMD Regional Threshold	55	55	550	150	150	55
Threshold Exceeded?	YES	YES	YES	NO	YES	YES
Winter						
Phase B Operations	203.70	738.40	537.56	4.15	262.46	77.06
Phase C Construction	23.86	30.49	120.59	0.30	14.66	5.78
Maximum Daily Combined Emissions	227.56	768.89	658.14	4.45	277.12	82.84
SCAQMD Regional Threshold	55	55	550	150	150	55
Threshold Exceeded?	YES	YES	YES	NO	YES	YES

This page intentionally left blank

4 REFERENCES

1. **State of California.** 2019 CEQA California Environmental Quality Act. 2019.
2. **South Coast Air Quality Management District.** RULE 403. FUGITIVE DUST. [Online]
<https://www.aqmd.gov/docs/default-source/rule-book/rule-iv/rule-403.pdf?sfvrsn=4>.
3. —. RULE 1113. Architectural Coatings. [Online] <http://www.aqmd.gov/docs/default-source/rule-book/reg-xi/r1113.pdf>.
4. —. Southern California Air Basins. [Online]
<https://www.arb.ca.gov/msprog/onroad/porttruck/maps/scabc7map.pdf>.
5. —. *Guidance Document for Addressing Air Quality Issues in General Plans and Local Planning*. 2005.
6. **St. Croix Sensory, Inc.** *The "Gray Line" Between Odor Nuisance and Health Effects*. 2000.
7. **California Air Resources Board.** Ambient Air Quality Standards (AAQS). [Online] 2016.
<http://www.arb.ca.gov/research/aaqs/aaqs2.pdf>.
8. **United State Environmental Protection Agency.** Frequent Questions about General Conformity . *EPA*. [Online] <https://www.epa.gov/general-conformity/frequent-questions-about-general-conformity#8>.
9. **South Coast Air Quality Management District.** Annual Air Quality Monitoring Network Plan. [Online] July 2018. <http://www.aqmd.gov/docs/default-source/clean-air-plans/air-quality-monitoring-network-plan/annual-air-quality-monitoring-network-plan-v2.pdf?sfvrsn=2>.
10. **Air Resources Board.** State and National Ambient Air Quality Standards. [Online]
https://www.arb.ca.gov/regact/2019/stateareadesignations/appc.pdf?_ga=2.169398369.1537615702.1554741141-1192937971.1505156621.
11. **District, South Coast Air Quality Management.** Air Quality Data Tables. [Online]
<https://www.aqmd.gov/home/air-quality/air-quality-data-studies/historical-data-by-year>.
12. **Environmental Protection Agency.** National Ambient Air Quality Standards (NAAQS). [Online] 1990.
<https://www.epa.gov/environmental-topics/air-topics>.
13. —. Air Pollution and the Clean Air Act. [Online] <http://www.epa.gov/air/caa/>.
14. **United States Environmental Protection Agency.** 1990 Clean Air Act Amendment Summary: Title I. [Online] <https://www.epa.gov/clean-air-act-overview/1990-clean-air-act-amendment-summary-title-i>.
15. —. 1990 Clean Air Act Amendment Summary: Title II. [Online] <https://www.epa.gov/clean-air-act-overview/1990-clean-air-act-amendment-summary-title-ii>.
16. **Air Resources Board.** California Ambient Air Quality Standards (CAAQS). [Online] 2009. [Cited: April 16, 2018.] <http://www.arb.ca.gov/research/aaqs/caaqs/caaqs.htm>.
17. **The California Energy Commission.** 2019 Building Energy Efficiency Standards . *California Energy Commission*. [Online] 2018.
https://www.energy.ca.gov/title24/2019standards/documents/2018_Title_24_2019_Building_Standards_FAQ.pdf.
18. **Department of General Services.** Building Standards Commission. *CALGreen*. [Online]
<https://codes.iccsafe.org/content/chapter/15778/>.

19. **Southern California Association of Governments.** 2016-2040 Regional Transportation Plan/Sustainable Communities Strategy. [Online] April 2016.
<http://scagrtpscsc.net/Documents/2016/final/f2016RTPSCS.pdf>.
20. **South Coast Air Quality Management District.** *Air Quality Management Plan*. 2012.
21. **California Air Resources Board.** *The California Almanac of Emissions and Air Quality*. 2013.
22. **South Coast AQMD.** South Coast Air Basin Ozone Trend. [Online] <https://www.aqmd.gov/home/air-quality/historical-air-quality-data/historic-ozone-air-quality-trends>.
23. **California Air Resources Board.** iADAM: Air Quality Data Statistics. *California Air Resources Board*. [Online] <https://arb.ca.gov/adam/trends/trends2.php>.
24. **South Coast Air Quality Management District.** Final 2016 Air Quality Management Plan. *South Coast Air Quality Management District*. [Online] March 2017. <http://www.aqmd.gov/docs/default-source/clean-air-plans/air-quality-management-plans/2016-air-quality-management-plan/final-2016-aqmp/final2016aqmp.pdf>.
25. **Southern California Association of Governments.** 2016-2040 Regional Transportation Plan/Sustainable Communities Strategy. [Online] April 2016.
<http://scagrtpscsc.net/Documents/2016/final/f2016RTPSCS.pdf>.
26. **South coast Air Quality Management District.** *CEQA Air Quality Handbook (1993)*. 1993.
27. **California Environmental Protection Agency Air Resources Board.** Nitrogen Dioxide- Overview. [Online] <http://www.arb.ca.gov/research/aaqs/caaqs/no2-1/no2-1.htm>.
28. **Ralph Propper, Patrick Wong, Son Bui, Jeff Austin, William Vance, Alvaro Alvarado, Bart Croes, and Dongmin Luo.** Ambient and Emission Trends of Toxic Air Contaminants in California. *American Chemical Society: Environmental Science & Technology*. 2015.
29. **Air Resources Board.** ARB's Drayage Truck Regulatory Activities. [Online] <http://www.arb.ca.gov/msprog/onroad/porttruck/porttruck.htm>.
30. —. Truck and Bus Regulation. *On-Road Heavy-Duty Diesel Vehicles (In-Use) Regulation*. [Online] <http://www.arb.ca.gov/msprog/onrdiesel/onrdiesel.htm>.
31. **The Port of Los Angeles.** Clean Truck Program. [Online] http://www.portoflosangeles.org/ctp/idx_ctp.asp.
32. **South Coast Air Quality Management District.** *The Multiple Air Toxics Exposure Study IV*. 2015.
33. —. Transfer Funds, Appropriate Funding, Execute Purchase Orders, Execute Contrat and Authorize Release of RFQs for the Fifth Multiple Air Toxics Exposure Study. *South Coast Air Quality Management District*. [Online] 2017. <http://www.aqmd.gov/docs/default-source/Agendas/Governing-Board/2017/2017-jul7-009.pdf?sfvrsn=7>.
34. **South Coast Air Quality Management District (SCAQMD).** SCAQMD Air Quality Significance Thresholds. [Online] <http://www.aqmd.gov/docs/default-source/ceqa/handbook/scaqmd-air-quality-significance-thresholds.pdf?sfvrsn=2>.
35. **California Air Pollution Control Officers Association (CAPCOA).** California Emissions Estimator Model (CalEEMod). [Online] September 2016. www.caleemod.com.
36. **California Department of Transportation.** EMFAC Software. [Online] <http://www.dot.ca.gov/hq/env/air/pages/emfac.htm>.
37. **California Air Resources Board.** *EMFAC Off-Model Adjustment Factors to Account for the SAFE Vehicle Rule Part One*. 2019.

38. **Urban Crossroads, Inc.** *Merrill Commerce Center Specific Plan Traffic Impact Analysis*. 2020.
39. —. *Merrill Commerce Center Specific Plan Vehicle Miles Traveled (VMT) Assessment*. 2020.
40. **Governor's Office of Planning and Research.** *Technical Advisory on Evaluating Transportation Impacts in CEQA*. 2018.
41. **South Coast Air Quality Management District.** Facility-Based Mobile Source Measures. [Online] <http://www.aqmd.gov/home/air-quality/clean-air-plans/air-quality-mgt-plan/facility-based-mobile-source-measures#>.
42. —. *SCAQMD High Cube Warehouse Truck Trip Study White Paper Summary of Business Survey Results*. 2014.
43. **Southern California Air Quality Management District.** California Emissions Estimator Model User's Guide Version 2016.3.2. [Online] http://www.aqmd.gov/docs/default-source/caleemod/01_user-39-s-guide2016-3-2_15november2017.pdf?sfvrsn=4.
44. **South Coast Air Quality Management District.** *Localized Significance Thresholds Methodology*. s.l. : South Coast Air Quality Management District, 2003.
45. **Lake Environmental.** US EPA Models. *Lake Environmental*. [Online] http://www.weblakes.com/download/us_epa.html.
46. **South Coast Air Quality Management District.** Fact Sheet for Applying CalEEMod to Localized Significance Thresholds. [Online] <http://www.aqmd.gov/docs/default-source/ceqa/handbook/localized-significance-thresholds/caleemod-guidance.pdf>.
47. —. 2003 Air Quality Management Plan. [Online] 2003. <http://www.aqmd.gov/docs/default-source/clean-air-plans/air-quality-management-plans/2003-air-quality-management-plan/2003-aqmp-appendix-v.pdf>.
48. —. 2003 Air Quality Management Plan. [Online] 2003. <https://www.aqmd.gov/home/air-quality/clean-air-plans/air-quality-mgt-plan/2003-aqmp>.
49. **Bay Area Air Quality Management District.** [Online] <http://www.baaqmd.gov/>.
50. **South Coast Air Quality Management District.** 2003 Air Quality Management Plan. [Online] 2003. <https://www.aqmd.gov/home/air-quality/clean-air-plans/air-quality-mgt-plan/2003-aqmp>.
51. **Urban Crossroads, Inc.** *Merrill Commerce Center Specific Plan Traffic Impact Analysis*. 2020.
52. **South Coast Air Quality Management District.** Final 2016 Air Quality Management Plan (AQMP). [Online] March 2017. <http://www.aqmd.gov/docs/default-source/clean-air-plans/air-quality-management-plans/2016-air-quality-management-plan/final-2016-aqmp/final2016aqmp.pdf?sfvrsn=11>.
53. **City of Ontario.** Zoning and Land Use. [Online] https://www.ontarioca.gov/sites/default/files/Ontario-Files/Planning/Documents/Planning%20Documents/Development%20Code/Chapter%205.0%20-%20Zoning%20and%20Land%20Use_20190702_0.pdf.
54. **South Coast Air Quality Management District.** RULE 402 NUISANCE. [Online] <http://www.aqmd.gov/docs/default-source/rule-book/rule-iv/rule-402.pdf>.
55. —. Draft Environmental Impact Report (DEIR) for the Proposed Nakase Nursery/Toll Brothers Project (SCH No. 2018071035). [Online] [Cited: January 22, 2020.] <http://www.aqmd.gov/docs/default-source/ceqa/comment-letters/2019/october/ORC190820-03.pdf?sfvrsn=8>.

This page intentionally left blank

5 CERTIFICATIONS

The contents of this air study report represent an accurate depiction of the environmental impacts associated with the proposed Merrill Commerce Center Specific Plan. The information contained in this air quality impact assessment report is based on the best available data at the time of preparation. If you have any questions, please contact me directly at (949) 336-5987.

Haseeb Qureshi
Associate Principal
URBAN CROSSROADS, INC.
260 E. Baker St., Suite 200
Costa Mesa, CA 92626
(949) 336-5987
hqureshi@urbanxroads.com

EDUCATION

Master of Science in Environmental Studies
California State University, Fullerton • May, 2010

Bachelor of Arts in Environmental Analysis and Design
University of California, Irvine • June, 2006

PROFESSIONAL AFFILIATIONS

AEP – Association of Environmental Planners
AWMA – Air and Waste Management Association
ASTM – American Society for Testing and Materials

PROFESSIONAL CERTIFICATIONS

Planned Communities and Urban Infill – Urban Land Institute • June, 2011
Indoor Air Quality and Industrial Hygiene – EMSL Analytical • April, 2008
Principles of Ambient Air Monitoring – California Air Resources Board • August, 2007
AB2588 Regulatory Standards – Trinity Consultants • November, 2006
Air Dispersion Modeling – Lakes Environmental • June, 2006

This page intentionally left blank

APPENDIX 2.1:

STATE/FEDERAL ATTAINMENT STATUS OF CRITERIA POLLUTANTS

This page intentionally left blank

APPENDIX C

MAPS AND TABLES OF AREA DESIGNATIONS FOR STATE AND NATIONAL AMBIENT AIR QUALITY STANDARDS

[This page intentionally left blank]

APPENDIX C

MAPS AND TABLES OF AREA DESIGNATIONS FOR STATE AND NATIONAL AMBIENT AIR QUALITY STANDARDS

This attachment fulfills the requirement of Health and Safety Code section 40718 for CARB to publish maps that identify areas where one or more violations of any State ambient air quality standard (State standard) or national ambient air quality standard (national standard) have been measured. The national standards are those promulgated under section 109 of the federal Clean Air Act (42 U.S.C. 7409).

This attachment is divided into three parts. The first part comprises a table showing the levels, averaging times, and measurement methods for each of the State and national standards. This is followed by a section containing maps and tables showing the area designations for each pollutant for which there is a State standard in the California Code of Regulations, title 17, section 70200. The last section contains maps and tables showing the most current area designations for the national standards.

Ambient Air Quality Standards

(Updated 5/4/16)

Pollutant	Averaging Time	California Standards ¹		National Standards ²		
		Concentration ³	Method ⁴	Primary ^{3,5}	Secondary ^{3,6}	Method ⁷
Ozone (O ₃) ⁸	1 Hour	0.09 ppm (180 µg/m³)	Ultraviolet Photometry	—	Same as Primary Standard	Ultraviolet Photometry
	8 Hour	0.070 ppm (137 µg/m³)		0.070 ppm (137 µg/m³)		
Respirable Particulate Matter (PM10) ⁹	24 Hour	50 µg/m³	Gravimetric or Beta Attenuation	150 µg/m³	Same as Primary Standard	Inertial Separation and Gravimetric Analysis
	Annual Arithmetic Mean	20 µg/m³		—		
Fine Particulate Matter (PM2.5) ⁹	24 Hour	—	—	35 µg/m³	Same as Primary Standard	Inertial Separation and Gravimetric Analysis
	Annual Arithmetic Mean	12 µg/m³	Gravimetric or Beta Attenuation	12.0 µg/m³	15 µg/m³	
Carbon Monoxide (CO)	1 Hour	20 ppm (23 mg/m³)	Non-Dispersive Infrared Photometry (NDIR)	35 ppm (40 mg/m³)	—	Non-Dispersive Infrared Photometry (NDIR)
	8 Hour	9.0 ppm (10 mg/m³)		9 ppm (10 mg/m³)	—	
	8 Hour (Lake Tahoe)	6 ppm (7 mg/m³)		—	—	
Nitrogen Dioxide (NO ₂) ¹⁰	1 Hour	0.18 ppm (339 µg/m³)	Gas Phase Chemiluminescence	100 ppb (188 µg/m³)	—	Gas Phase Chemiluminescence
	Annual Arithmetic Mean	0.030 ppm (57 µg/m³)		0.053 ppm (100 µg/m³)	Same as Primary Standard	
Sulfur Dioxide (SO ₂) ¹¹	1 Hour	0.25 ppm (655 µg/m³)	Ultraviolet Fluorescence	75 ppb (196 µg/m³)	—	Ultraviolet Fluorescence; Spectrophotometry (Pararosaniline Method)
	3 Hour	—		—	0.5 ppm (1300 µg/m³)	
	24 Hour	0.04 ppm (105 µg/m³)		0.14 ppm (for certain areas) ¹¹	—	
	Annual Arithmetic Mean	—		0.030 ppm (for certain areas) ¹¹	—	
Lead ^{12,13}	30 Day Average	1.5 µg/m³	Atomic Absorption	—	—	High Volume Sampler and Atomic Absorption
	Calendar Quarter	—		1.5 µg/m³ (for certain areas) ¹²	Same as Primary Standard	
	Rolling 3-Month Average	—		0.15 µg/m³		
Visibility Reducing Particles ¹⁴	8 Hour	See footnote 14	Beta Attenuation and Transmittance through Filter Tape	No National Standards		
Sulfates	24 Hour	25 µg/m³	Ion Chromatography			
Hydrogen Sulfide	1 Hour	0.03 ppm (42 µg/m³)	Ultraviolet Fluorescence			
Vinyl Chloride ¹²	24 Hour	0.01 ppm (26 µg/m³)	Gas Chromatography			

See footnotes on next page ...

1. California standards for ozone, carbon monoxide (except 8-hour Lake Tahoe), sulfur dioxide (1- and 24-hour), nitrogen dioxide, and particulate matter (PM₁₀, PM_{2.5}, and visibility reducing particles), are values that are not to be exceeded. All others are not to be equaled or exceeded. California ambient air quality standards are listed in the Table of Standards in Section 70200 of Title 17 of the California Code of Regulations.
2. National standards (other than ozone, particulate matter, and those based on annual arithmetic mean) are not to be exceeded more than once a year. The ozone standard is attained when the fourth highest 8-hour concentration measured at each site in a year, averaged over three years, is equal to or less than the standard. For PM₁₀, the 24-hour standard is attained when the expected number of days per calendar year with a 24-hour average concentration above 150 µg/m³ is equal to or less than one. For PM_{2.5}, the 24-hour standard is attained when 98 percent of the daily concentrations, averaged over three years, are equal to or less than the standard. Contact the U.S. EPA for further clarification and current national policies.
3. Concentration expressed first in units in which it was promulgated. Equivalent units given in parentheses are based upon a reference temperature of 25°C and a reference pressure of 760 torr. Most measurements of air quality are to be corrected to a reference temperature of 25°C and a reference pressure of 760 torr; ppm in this table refers to ppm by volume, or micromoles of pollutant per mole of gas.
4. Any equivalent measurement method which can be shown to the satisfaction of the CARB to give equivalent results at or near the level of the air quality standard may be used.
5. National Primary Standards: The levels of air quality necessary, with an adequate margin of safety to protect the public health.
6. National Secondary Standards: The levels of air quality necessary to protect the public welfare from any known or anticipated adverse effects of a pollutant.
7. Reference method as described by the U.S. EPA. An "equivalent method" of measurement may be used but must have a "consistent relationship to the reference method" and must be approved by the U.S. EPA.
8. On October 1, 2015, the national 8-hour ozone primary and secondary standards were lowered from 0.075 to 0.070 ppm.
9. On December 14, 2012, the national annual PM_{2.5} primary standard was lowered from 15 µg/m³ to 12.0 µg/m³. The existing national 24-hour PM_{2.5} standards (primary and secondary) were retained at 35 µg/m³, as was the annual secondary standard of 15 µg/m³. The existing 24-hour PM₁₀ standards (primary and secondary) of 150 µg/m³ also were retained. The form of the annual primary and secondary standards is the annual mean, averaged over 3 years.
10. To attain the 1-hour national standard, the 3-year average of the annual 98th percentile of the 1-hour daily maximum concentrations at each site must not exceed 100 ppb. Note that the national 1-hour standard is in units of parts per billion (ppb). California standards are in units of parts per million (ppm). To directly compare the national 1-hour standard to the California standards the units can be converted from ppb to ppm. In this case, the national standard of 100 ppb is identical to 0.100 ppm.
11. On June 2, 2010, a new 1-hour SO₂ standard was established and the existing 24-hour and annual primary standards were revoked. To attain the 1-hour national standard, the 3-year average of the annual 99th percentile of the 1-hour daily maximum concentrations at each site must not exceed 75 ppb. The 1971 SO₂ national standards (24-hour and annual) remain in effect until one year after an area is designated for the 2010 standard, except that in areas designated nonattainment for the 1971 standards, the 1971 standards remain in effect until implementation plans to attain or maintain the 2010 standards are approved.

Note that the 1-hour national standard is in units of parts per billion (ppb). California standards are in units of parts per million (ppm). To directly compare the 1-hour national standard to the California standard the units can be converted to ppm. In this case, the national standard of 75 ppb is identical to 0.075 ppm.
12. The CARB has identified lead and vinyl chloride as 'toxic air contaminants' with no threshold level of exposure for adverse health effects determined. These actions allow for the implementation of control measures at levels below the ambient concentrations specified for these pollutants.
13. The national standard for lead was revised on October 15, 2008 to a rolling 3-month average. The 1978 lead standard (1.5 µg/m³ as a quarterly average) remains in effect until one year after an area is designated for the 2008 standard, except that in areas designated nonattainment for the 1978 standard, the 1978 standard remains in effect until implementation plans to attain or maintain the 2008 standard are approved.
14. In 1989, the CARB converted both the general statewide 10-mile visibility standard and the Lake Tahoe 30-mile visibility standard to instrumental equivalents, which are "extinction of 0.23 per kilometer" and "extinction of 0.07 per kilometer" for the statewide and Lake Tahoe Air Basin standards, respectively.

[This page intentionally left blank]

Area Designations for the State Ambient Air Quality Standards

The following maps and tables show the area designations for each pollutant with a State standard set forth in the California Code of Regulations, title 17, section 60200. Each area is identified as attainment, nonattainment, nonattainment-transitional, or unclassified for each pollutant, as shown below:

Attainment	A
Nonattainment	N
Nonattainment-Transitional	NA-T
Unclassified	U

In general, CARB designates areas by air basin for pollutants with a regional impact and by county for pollutants with a more local impact. However, when there are areas within an air basin or county with distinctly different air quality deriving from sources and conditions not affecting the entire air basin or county, CARB may designate a smaller area. Generally, when boundaries of the designated area differ from the air basin or county boundaries, the description of the specific area is referenced at the bottom of the summary table.

FIGURE 1



TABLE 1

**California Ambient Air Quality Standards
Area Designations for Ozone ⁽¹⁾**

	N	NA-T	U	A		N	NA-T	U	A
GREAT BASIN VALLEYS AIR BASIN					NORTHEAST PLATEAU AIR BASIN				X
Alpine County			X		SACRAMENTO VALLEY AIR BASIN				
Inyo County	X				Colusa and Glenn Counties				X
Mono County	X				Sutter/Yuba Counties				
LAKE COUNTY AIR BASIN				X	Sutter Buttes	X			
LAKE TAHOE AIR BASIN				X	Remainder of Sutter County				X
MOJAVE DESERT AIR BASIN	X				Yuba County				X
MOUNTAIN COUNTIES AIR BASIN					Yolo/Solano Counties		X		
Amador County	X				Remainder of Air Basin	X			
Calaveras County	X				SALTON SEA AIR BASIN	X			
El Dorado County (portion)	X				SAN DIEGO AIR BASIN	X			
Mariposa County	X				SAN FRANCISCO BAY AREA AIR BASIN	X			
Nevada County	X				SAN JOAQUIN VALLEY AIR BASIN	X			
Placer County (portion)	X				SOUTH CENTRAL COAST AIR BASIN				
Plumas County			X		San Luis Obispo County	X			
Sierra County			X		Santa Barbara County		X		
Tuolumne County	X				Ventura County	X			
NORTH CENTRAL COAST AIR BASIN		X			SOUTH COAST AIR BASIN	X			
NORTH COAST AIR BASIN				X					

(1) AB 3048 (Olberg) and AB 2525 (Miller) signed into law in 1996, made changes to Health and Safety Code, section 40925.5. One of the changes allows nonattainment districts to become nonattainment-transitional for ozone by operation of law.

FIGURE 2

**2018
Area Designations for State
Ambient Air Quality Standards
PM₁₀**



Source Date:
October 2018
Air Quality Planning and Science Division

TABLE 2

**California Ambient Air Quality Standards
Area Designation for Suspended Particulate Matter (PM10)**

	N	U	A		N	U	A
GREAT BASIN VALLEYS AIR BASIN	X			NORTH CENTRAL COAST AIR BASIN	X		
LAKE COUNTY AIR BASIN			X	NORTH COAST AIR BASIN			
LAKE TAHOE AIR BASIN	X			Del Norte, Sonoma (portion) and Trinity Counties			X
MOJAVE DESERT AIR BASIN	X			Remainder of Air Basin	X		
MOUNTAIN COUNTIES AIR BASIN				NORTHEAST PLATEAU AIR BASIN			
Amador County		X		Siskiyou County			X
Calaveras County	X			Remainder of Air Basin		X	
El Dorado County (portion)	X			SACRAMENTO VALLEY AIR BASIN			
Mariposa County				Shasta County			X
- Yosemite National Park	X			Remainder of Air Basin	X		
- Remainder of County		X		SALTON SEA AIR BASIN	X		
Nevada County	X			SAN DIEGO AIR BASIN	X		
Placer County (portion)	X			SAN FRANCISCO BAY AREA AIR BASIN	X		
Plumas County	X			SAN JOAQUIN VALLEY AIR BASIN	X		
Sierra County	X			SOUTH CENTRAL COAST AIR BASIN	X		
Tuolumne County		X		SOUTH COAST AIR BASIN	X		

**2018
Area Designations for State
Ambient Air Quality Standards
PM_{2.5}**

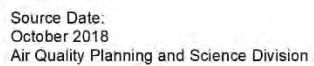


TABLE 3

**California Ambient Air Quality Standards
Area Designations for Fine Particulate Matter (PM2.5)**

	N	U	A		N	U	A
GREAT BASIN VALLEYS AIR BASIN			X	SALTON SEA AIR BASIN			
LAKE COUNTY AIR BASIN			X	Imperial County			
LAKE TAHOE AIR BASIN			X	- City of Calexico (3)	X		
MOJAVE DESERT AIR BASIN				Remainder of Air Basin			X
San Bernardino County				SAN DIEGO AIR BASIN	X		
- County portion of federal Southeast Desert Modified AQMA for Ozone (1)			X	SAN FRANCISCO BAY AREA AIR BASIN	X		
				SAN JOAQUIN VALLEY AIR BASIN	X		
Remainder of Air Basin		X		SOUTH CENTRAL COAST AIR BASIN			
MOUNTAIN COUNTIES AIR BASIN				San Luis Obispo County			X
Plumas County				Santa Barbara County		X	
- Portola Valley (2)	X			Ventura County			X
Remainder of Air Basin		X		SOUTH COAST AIR BASIN	X		
NORTH CENTRAL COAST AIR BASIN			X				
NORTH COAST AIR BASIN			X				
NORTHEAST PLATEAU AIR BASIN			X				
SACRAMENTO VALLEY AIR BASIN							
Butte County	X						
Colusa County			X				
Glenn County			X				
Placer County (portion)			X				
Sacramento County			X				
Shasta County			X				
Sutter and Yuba Counties			X				
Remainder of Air Basin		X					

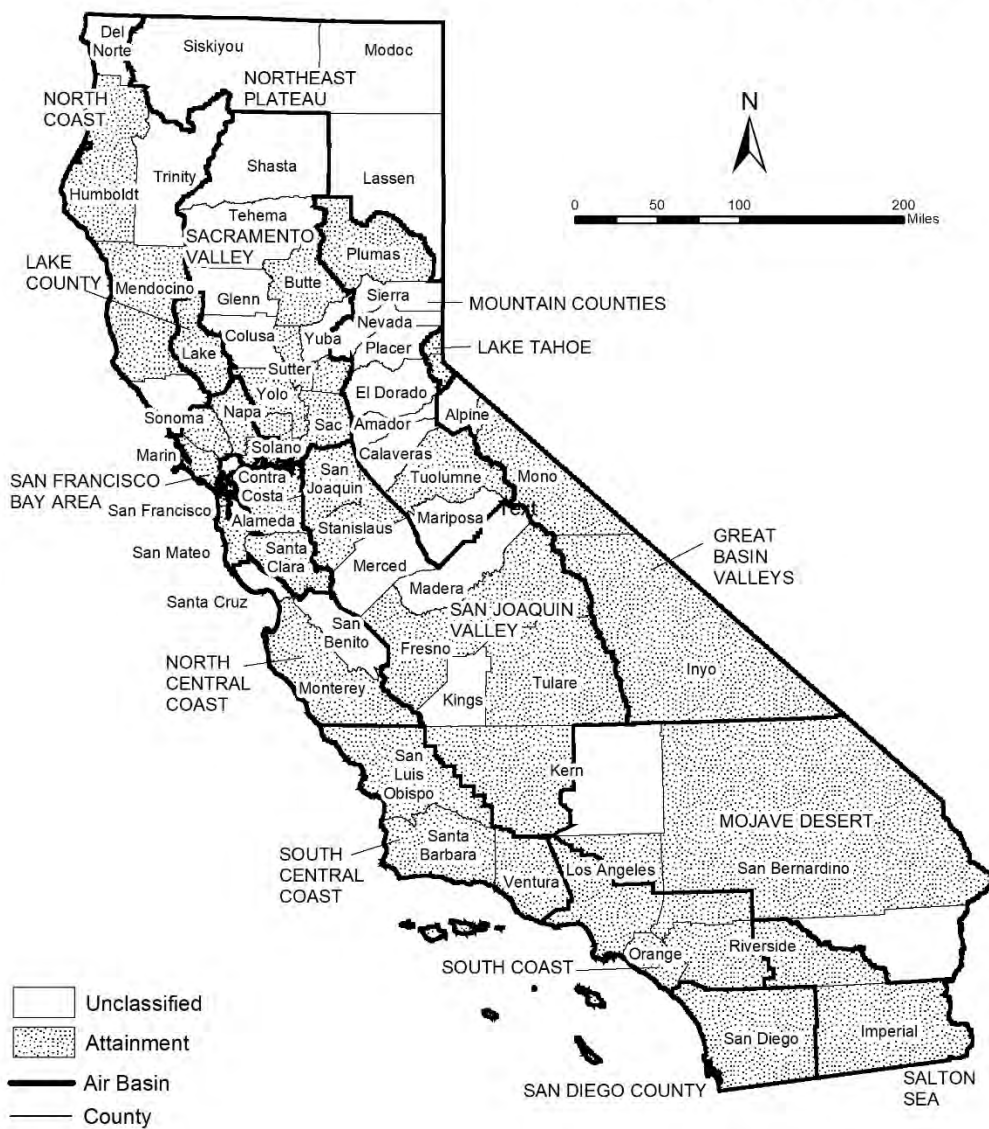
(1) California Code of Regulations, title 17, section 60200(b)

(2) California Code of Regulations, title 17, section 60200(c)

(3) California Code of Regulations, title 17, section 60200(a)

FIGURE 4

**2018
Area Designations for State
Ambient Air Quality Standards
CARBON MONOXIDE**



Source Date:
October 2018
Air Quality Planning and Science Division

TABLE 4

**California Ambient Air Quality Standards
Area Designation for Carbon Monoxide***

	N	NA-T	U	A		N	NA-T	U	A
GREAT BASIN VALLEYS AIR BASIN					SACRAMENTO VALLEY AIR BASIN				
Alpine County			X		Butte County				X
Inyo County				X	Colusa County			X	
Mono County				X	Glenn County			X	
LAKE COUNTY AIR BASIN				X	Placer County (portion)				X
LAKE TAHOE AIR BASIN				X	Sacramento County				X
MOJAVE DESERT AIR BASIN					Shasta County			X	
Kern County (portion)			X		Solano County (portion)				X
Los Angeles County (portion)				X	Sutter County				X
Riverside County (portion)			X		Tehama County			X	
San Bernardino County (portion)				X	Yolo County				X
MOUNTAIN COUNTIES AIR BASIN					Yuba County			X	
Amador County			X		SALTON SEA AIR BASIN				X
Calaveras County			X		SAN DIEGO AIR BASIN				X
El Dorado County (portion)			X		SAN FRANCISCO BAY AREA AIR BASIN				X
Mariposa County			X		SAN JOAQUIN VALLEY AIR BASIN				
Nevada County			X		Fresno County				X
Placer County (portion)			X		Kern County (portion)				X
Plumas County				X	Kings County			X	
Sierra County			X		Madera County			X	
Tuolumne County				X	Merced County			X	
NORTH CENTRAL COAST AIR BASIN					San Joaquin County				X
Monterey County				X	Stanislaus County				X
San Benito County			X		Tulare County				X
Santa Cruz County			X		SOUTH CENTRAL COAST AIR BASIN				X
NORTH COAST AIR BASIN					SOUTH COAST AIR BASIN				X
Del Norte County			X						
Humboldt County				X					
Mendocino County				X					
Sonoma County (portion)			X						
Trinity County			X						
NORTHEAST PLATEAU AIR BASIN			X						

* The area designated for carbon monoxide is a county or portion of a county

FIGURE 5

2018
Area Designations for State
Ambient Air Quality Standards
NITROGEN DIOXIDE



Source Date:
 October 2018
 Air Quality Planning and Science Division

TABLE 5

**California Ambient Air Quality Standards
Area Designation for Nitrogen Dioxide**

	N	U	A		N	U	A
GREAT BASIN VALLEYS AIR BASIN			X	SACRAMENTO VALLEY AIR BASIN			X
LAKE COUNTY AIR BASIN			X	SALTON SEA AIR BASIN			X
LAKE TAHOE AIR BASIN			X	SAN DIEGO AIR BASIN			X
MOJAVE DESERT AIR BASIN			X	SAN FRANCISCO BAY AREA AIR BASIN			X
MOUNTAIN COUNTIES AIR BASIN			X	SAN JOAQUIN VALLEY AIR BASIN			X
NORTH CENTRAL COAST AIR BASIN			X	SOUTH CENTRAL COAST AIR BASIN			X
NORTH COAST AIR BASIN			X	SOUTH COAST AIR BASIN			
NORTHEAST PLATEAU AIR BASIN			X	CA 60 Near-road Portion of San Bernardino, Riverside, and Los Angeles Counties	X		
				Remainder of Air Basin			X

FIGURE 6



TABLE 6**California Ambient Air Quality Standards
Area Designation for Sulfur Dioxide***

	N	U/A		N	U/A
GREAT BASIN VALLEYS AIR BASIN		X	SACRAMENTO VALLEY AIR BASIN		X
LAKE COUNTY AIR BASIN		X	SALTON SEA AIR BASIN		X
LAKE TAHOE AIR BASIN		X	SAN DIEGO AIR BASIN		X
MOJAVE DESERT AIR BASIN		X	SAN FRANCISCO BAY AREA AIR BASIN		X
MOUNTAIN COUNTIES AIR BASIN		X	SAN JOAQUIN VALLEY AIR BASIN		X
NORTH CENTRAL COAST AIR BASIN		X	SOUTH CENTRAL COAST AIR BASIN		X
NORTH COAST AIR BASIN		X	SOUTH COAST AIR BASIN		X
NORTHEAST PLATEAU AIR BASIN		X			

* The area designated for sulfur dioxide is a county or portion of a county

**2018
Area Designations for State
Ambient Air Quality Standards
SULFATES**

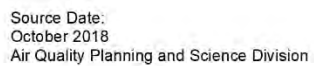


TABLE 7**California Ambient Air Quality Standards
Area Designation for Sulfates**

	N	U	A		N	U	A
GREAT BASIN VALLEYS AIR BASIN			X	SACRAMENTO VALLEY AIR BASIN			X
LAKE COUNTY AIR BASIN			X	SALTON SEA AIR BASIN			X
LAKE TAHOE AIR BASIN			X	SAN DIEGO AIR BASIN			X
MOJAVE DESERT AIR BASIN			X	SAN FRANCISCO BAY AREA AIR BASIN			X
MOUNTAIN COUNTIES AIR BASIN			X	SAN JOAQUIN VALLEY AIR BASIN			X
NORTH CENTRAL COAST AIR BASIN			X	SOUTH CENTRAL COAST AIR BASIN			X
NORTH COAST AIR BASIN			X	SOUTH COAST AIR BASIN			X
NORTHEAST PLATEAU AIR BASIN			X				

FIGURE 8

2018
Area Designations for State
Ambient Air Quality Standards
LEAD



TABLE 8

**California Ambient Air Quality Standards
Area Designations for Lead (particulate)***

	N	U	A		N	U	A
GREAT BASIN VALLEYS AIR BASIN			X	SALTON SEA AIR BASIN			X
LAKE COUNTY AIR BASIN			X	SAN DIEGO AIR BASIN			X
LAKE TAHOE AIR BASIN			X	SAN FRANCISCO BAY AREA AIR BASIN			X
MOJAVE DESERT AIR BASIN			X	SAN JOAQUIN VALLEY AIR BASIN			X
MOUNTAIN COUNTIES AIR BASIN			X	SOUTH CENTRAL COAST AIR BASIN			X
NORTH CENTRAL COAST AIR BASIN			X	SOUTH COAST AIR BASIN			X
NORTH COAST AIR BASIN			X				
NORTHEAST PLATEAU AIR BASIN			X				
SACRAMENTO VALLEY AIR BASIN			X				

* The area designated for lead is a county or portion of a county. Since all areas in the State are in attainment for this standard, air basins are indicated here for simplicity.

FIGURE 9

2018
Area Designations for State
Ambient Air Quality Standards
HYDROGEN SULFIDE



Source Date:
 October 2018
 Air Quality Planning and Science Division

TABLE 9

**California Ambient Air Quality Standards
Area Designation for Hydrogen Sulfide***

	N	NA-T	U	A		N	NA-T	U	A
GREAT BASIN VALLEYS AIR BASIN					NORTH CENTRAL COAST AIR BASIN			X	
Alpine County			X		NORTH COAST AIR BASIN				
Inyo County				X	Del Norte County			X	
Mono County				X	Humboldt County				X
LAKE COUNTY AIR BASIN				X	Mendocino County			X	
LAKE TAHOE AIR BASIN			X		Sonoma County (portion)				
MOJAVE DESERT AIR BASIN					- Geyser Geothermal Area (2)				X
Kern County (portion)			X		- Remainder of County			X	
Los Angeles County (portion)			X		Trinity County			X	
Riverside County (portion)			X		NORTHEAST PLATEAU AIR BASIN			X	
San Bernardino County (portion)					SACRAMENTO VALLEY AIR BASIN			X	
- Searles Valley Planning Area (1)	X				SALTON SEA AIR BASIN			X	
- Remainder of County			X		SAN DIEGO AIR BASIN			X	
MOUNTAIN COUNTIES AIR BASIN					SAN FRANCISCO BAY AREA AIR BASIN			X	
Amador County					SAN JOAQUIN VALLEY AIR BASIN			X	
- City of Sutter Creek	X				SOUTH CENTRAL COAST AIR BASIN				
- Remainder of County			X		San Luis Obispo County				X
Calaveras County			X		Santa Barbara County				X
El Dorado County (portion)			X		Ventura County			X	
Mariposa County			X		SOUTH COAST AIR BASIN			X	
Nevada County			X						
Placer County (portion)			X						
Plumas County			X						
Sierra County			X						
Tuolumne County			X						

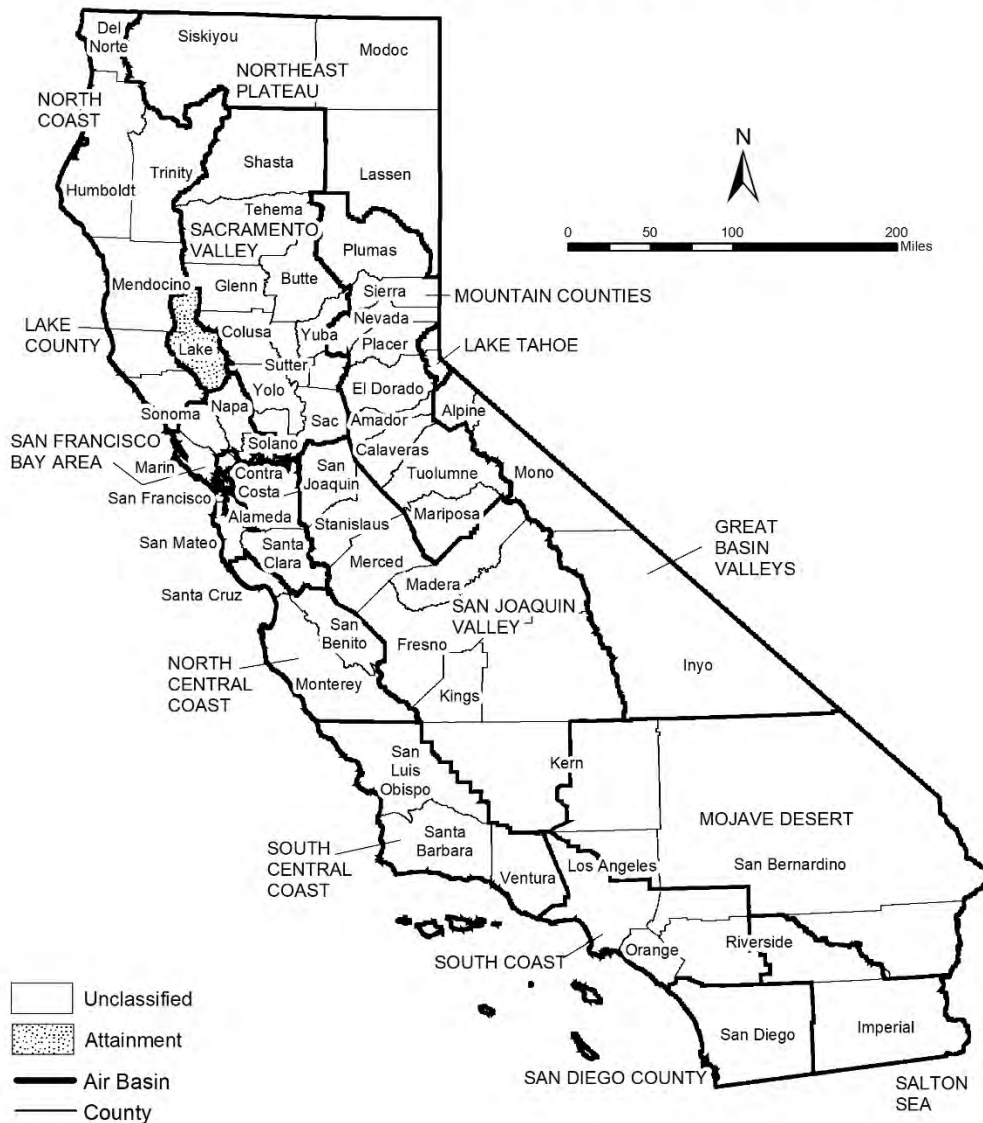
* The area designated for hydrogen sulfide is a county or portion of a county

(1) 52 Federal Register 29384 (August 7, 1987)

(2) California Code of Regulations, title 17, section 60200(d)

FIGURE 10

2018
Area Designations for State
Ambient Air Quality Standards
VISIBILITY REDUCING PARTICLES



Source Date:
 October 2018
 Air Quality Planning and Science Division

TABLE 10

**California Ambient Air Quality Standards
Area Designation for Visibility Reducing Particles**

	N	NA-T	U	A		N	NA-T	U	A
GREAT BASIN VALLEYS AIR BASIN			X		SACRAMENTO VALLEY AIR BASIN			X	
LAKE COUNTY AIR BASIN				X	SALTON SEA AIR BASIN			X	
LAKE TAHOE AIR BASIN			X		SAN DIEGO AIR BASIN			X	
MOJAVE DESERT AIR BASIN			X		SAN FRANCISCO BAY AREA AIR BASIN			X	
MOUNTAIN COUNTIES AIR BASIN			X		SAN JOAQUIN VALLEY AIR BASIN			X	
NORTH CENTRAL COAST AIR BASIN			X		SOUTH CENTRAL COAST AIR BASIN			X	
NORTH COAST AIR BASIN			X		SOUTH COAST AIR BASIN			X	
NORTHEAST PLATEAU AIR BASIN			X						

Area Designations for the National Ambient Air Quality Standards

The following maps and tables show the area designations for each pollutant with a national ambient air quality standard. Additional information about the federal area designations is available on the U.S. EPA website:

<https://www.epa.gov/green-book>

Over the last several years, U.S. EPA has been reviewing the levels of the various national standards. The agency has already promulgated new standard levels for some pollutants and is considering revising the levels for others. Information about the status of these reviews is available on the U.S. EPA website:

<https://www.epa.gov/criteria-air-pollutants>

Designation Categories

Suspended Particulate Matter (PM₁₀). The U.S. EPA uses three categories to designate areas with respect to PM₁₀:

- Attainment
- Nonattainment
- Unclassifiable

Ozone, Fine Suspended Particulate Matter (PM_{2.5}), Carbon Monoxide (CO), and Nitrogen Dioxide (NO₂). The U.S. EPA uses two categories to designate areas with respect to these standards:

- Nonattainment
- Unclassifiable/Attainment

The national 1-hour ozone standard was revoked effective June 15, 2005, and the area designations map reflects the 2015 national 8-hour ozone standard of 0.070 ppm. Original designations were finalized on August 3, 2018.

On December 14, 2012, the U.S. EPA established a new national annual primary PM_{2.5} standard of 12.0 µg/m³. New area designations reflecting this revised standard became final in December 2014. The current designation map reflects the most recently revised (2012) annual average standard of 12.0 µg/m³ as well as the 24-hour standard of 35 µg/m³, revised in 2006.

On January 22, 2010, the U.S. EPA established a new national 1-hour NO₂ standard of 100 parts per billion (ppb) and retained the annual average standard of 53 ppb. Designations for the primary NO₂ standard became effective on February 29, 2012. All areas of California meet this standard.

Sulfur Dioxide (SO₂). The U.S. EPA uses three categories to designate areas with respect to the 24-hour and annual average sulfur dioxide standards. These designation categories are:

- Nonattainment,
- Unclassifiable, and
- Attainment/Unclassifiable.

On June 2, 2010, the U.S. EPA established a new primary 1-hour SO₂ standard of 75 parts per billion (ppb). At the same time, U.S. EPA revoked the 24-hour and annual

average standards. Area designations for the 1-hour SO₂ standard were finalized on December 21, 2017 and are reflected in the area designations map.

Lead (particulate). The U.S. EPA promulgated a new rolling 3-month average lead standard in October 2008 of 0.15 µg/m³. Designations were made for this standard in November 2010.

Designation Areas

From time to time, the boundaries of the California air basins have been changed to facilitate the planning process. CARB generally initiates these changes, and they are not always reflected in the U.S. EPA's area designations. For purposes of consistency, the maps in this attachment reflect area designation boundaries and nomenclature as promulgated by the U.S. EPA. In some cases, these may not be the same as those adopted by CARB. For example, the national area designations reflect the former Southeast Desert Air Basin. In accordance with Health and Safety Code section 39606.1, CARB redefined this area in 1996 to be the Mojave Desert Air Basin and Salton Sea Air Basin. The definitions and boundaries for all areas designated for the national standards can be found in Title 40, Code of Federal Regulations (CFR), Chapter I, Subchapter C, Part 81.305. They are available on the web at:

https://ecfr.io/Title-40/se40.20.81_1305

FIGURE 11

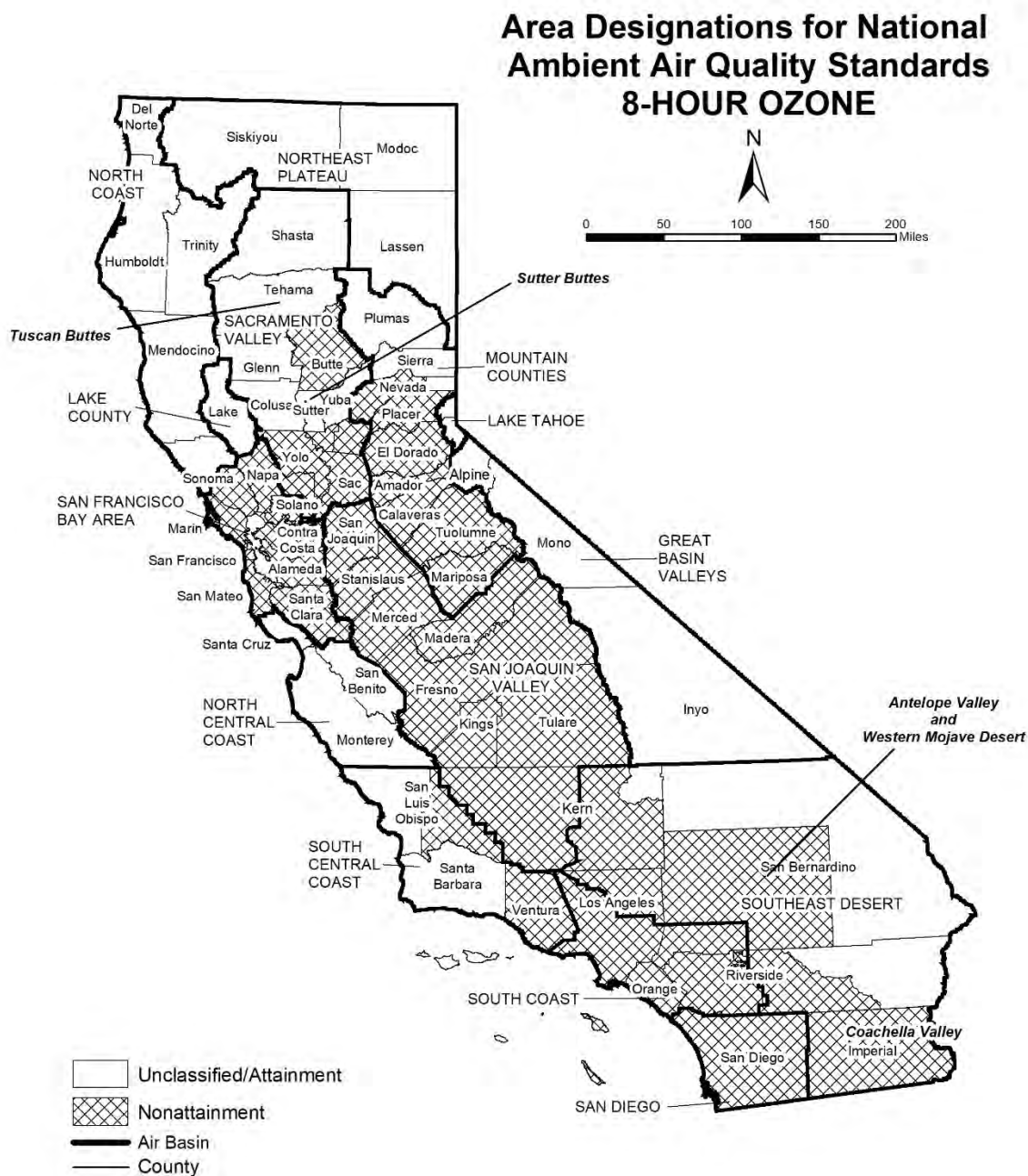


TABLE 11

**National Ambient Air Quality Standards
Area Designations for 8-Hour Ozone***

	N	U/A		N	U/A
GREAT BASIN VALLEYS AIR BASIN		X	SACRAMENTO VALLEY AIR BASIN (cont.)		
LAKE COUNTY AIR BASIN		X	Yolo County (2)	X	
LAKE TAHOE AIR BASIN		X	Yuba County		X
MOUNTAIN COUNTIES AIR BASIN			SAN DIEGO COUNTY	X	
Amador County	X		SAN FRANCISCO BAY AREA AIR BASIN	X	
Calaveras County	X		SAN JOAQUIN VALLEY AIR BASIN	X	
El Dorado County (portion) (2)	X		SOUTH CENTRAL COAST AIR BASIN (1)		
Mariposa County	X		San Luis Obispo County		
Nevada County			- Eastern San Luis Obispo County	X	
- Western Nevada County	X		- Remainder of County		X
- Remainder of County		X	Santa Barbara County		X
Placer County (portion) (2)	X		Ventura County		
Plumas County		X	- Area excluding Anacapa and San Nicolas Islands	X	
Sierra County		X	- Channel Islands (1)		X
Tuolumne County	X		SOUTH COAST AIR BASIN (1)	X	
NORTH CENTRAL COAST AIR BASIN		X	SOUTHEAST DESERT AIR BASIN		
NORTH COAST AIR BASIN		X	Kern County (portion)	X	
NORTHEAST PLATEAU AIR BASIN		X	- Indian Wells Valley		X
SACRAMENTO VALLEY AIR BASIN			Imperial County	X	
Butte County	X		Los Angeles County (portion)	X	
Colusa County		X	Riverside County (portion)		
Glenn County		X	- Coachella Valley	X	
Sacramento Metro Area (2)	X		- Non-AQMA portion		X
Shasta County		X	San Bernardino County		
Sutter County			- Western portion (AQMA)	X	
- Sutter Buttes	X		- Eastern portion (non-AQMA)		X
- Southern portion of Sutter County (2)	X				
- Remainder of Sutter County		X			
Tehama County					
- Tuscan Buttes	X				
- Remainder of Tehama County		X			

* Definitions and references for all areas can be found in 40 CFR, Chapter I, Part 81.305.

NOTE: This map and table reflect the 2015 8-hour ozone standard of 0.070 ppm.

(1) South Central Coast Air Basin Channel Islands:

Santa Barbara County includes Santa Cruz, San Miguel, Santa Rosa, and Santa Barbara Islands.

Ventura County includes Anacapa and San Nicolas Islands.

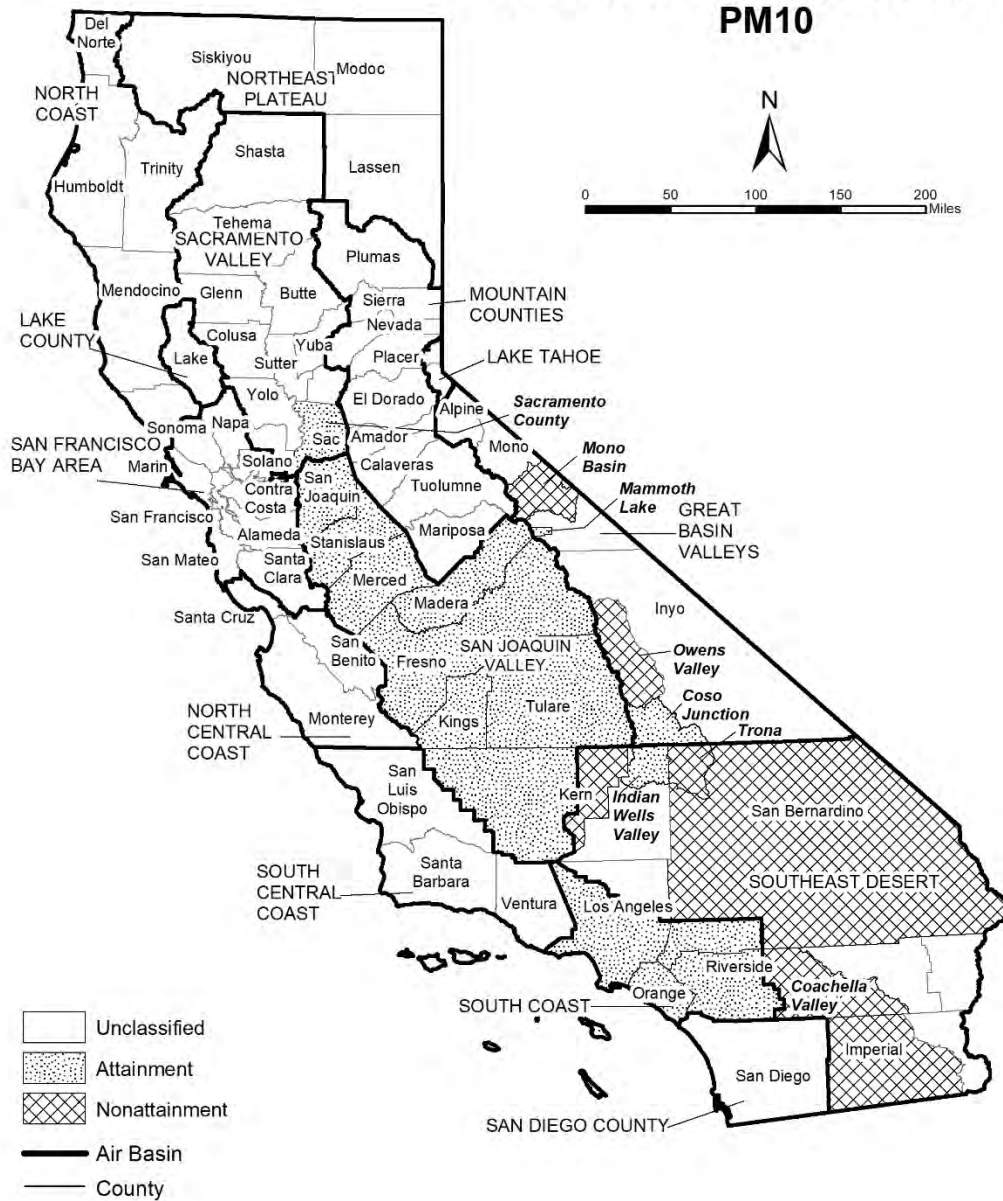
South Coast Air Basin:

Los Angeles County includes San Clemente and Santa Catalina Islands.

(2) For this purpose, the Sacramento Metro Area comprises all of Sacramento and Yolo Counties, the Sacramento Valley Air Basin portion of Solano County, the southern portion of Sutter County, and the Sacramento Valley and Mountain Counties Air Basins portions of Placer and El Dorado counties.

FIGURE 12

Area Designations for National Ambient Air Quality Standards PM₁₀



Source Date:
October 2018
Air Quality Planning and Science Division

TABLE 12

**National Ambient Air Quality Standards
Area Designations for Suspended Particulate Matter (PM10)***

	N	U	A		N	U	A
GREAT BASIN VALLEYS AIR BASIN				SAN DIEGO COUNTY		X	
Alpine County		X		SAN FRANCISCO BAY AREA AIR BASIN		X	
Inyo County				SAN JOAQUIN VALLEY AIR BASIN			X
- Owens Valley Planning Area	X			SOUTH CENTRAL COAST AIR BASIN		X	
- Coso Junction			X	SOUTH COAST AIR BASIN			X
- Remainder of County		X		SOUTHEAST DESERT AIR BASIN			
Mono County				Eastern Kern County			
- Mammoth Lake Planning Area			X	- Indian Wells Valley			X
- Mono Lake Basin	X			- Portion within San Joaquin Valley Planning Area	X		
- Remainder of County		X		- Remainder of County		X	
LAKE COUNTY AIR BASIN		X		Imperial County			
LAKE TAHOE AIR BASIN		X		- Imperial Valley Planning Area	X		
MOUNTAIN COUNTIES AIR BASIN				- Remainder of County		X	
Placer County (portion) (2)		X		Los Angeles County (portion)		X	
Remainder of Air Basin		X		Riverside County (portion)			
NORTH CENTRAL COAST AIR BASIN		X		- Coachella Valley (3)	X		
NORTH COAST AIR BASIN		X		- Non-AQMA portion		X	
NORTHEAST PLATEAU AIR BASIN		X		San Bernardino County			
SACRAMENTO VALLEY AIR BASIN				- Trona	X		
Butte County		X		- Remainder of County	X		
Colusa County		X					
Glenn County		X					
Placer County (portion) (2)		X					
Sacramento County (1)			X				
Shasta County		X					
Solano County (portion)		X					
Sutter County		X					
Tehama County		X					
Yolo County		X					
Yuba County		X					

* Definitions and references for all areas can be found in 40 CFR, Chapter I, Part 81.305.

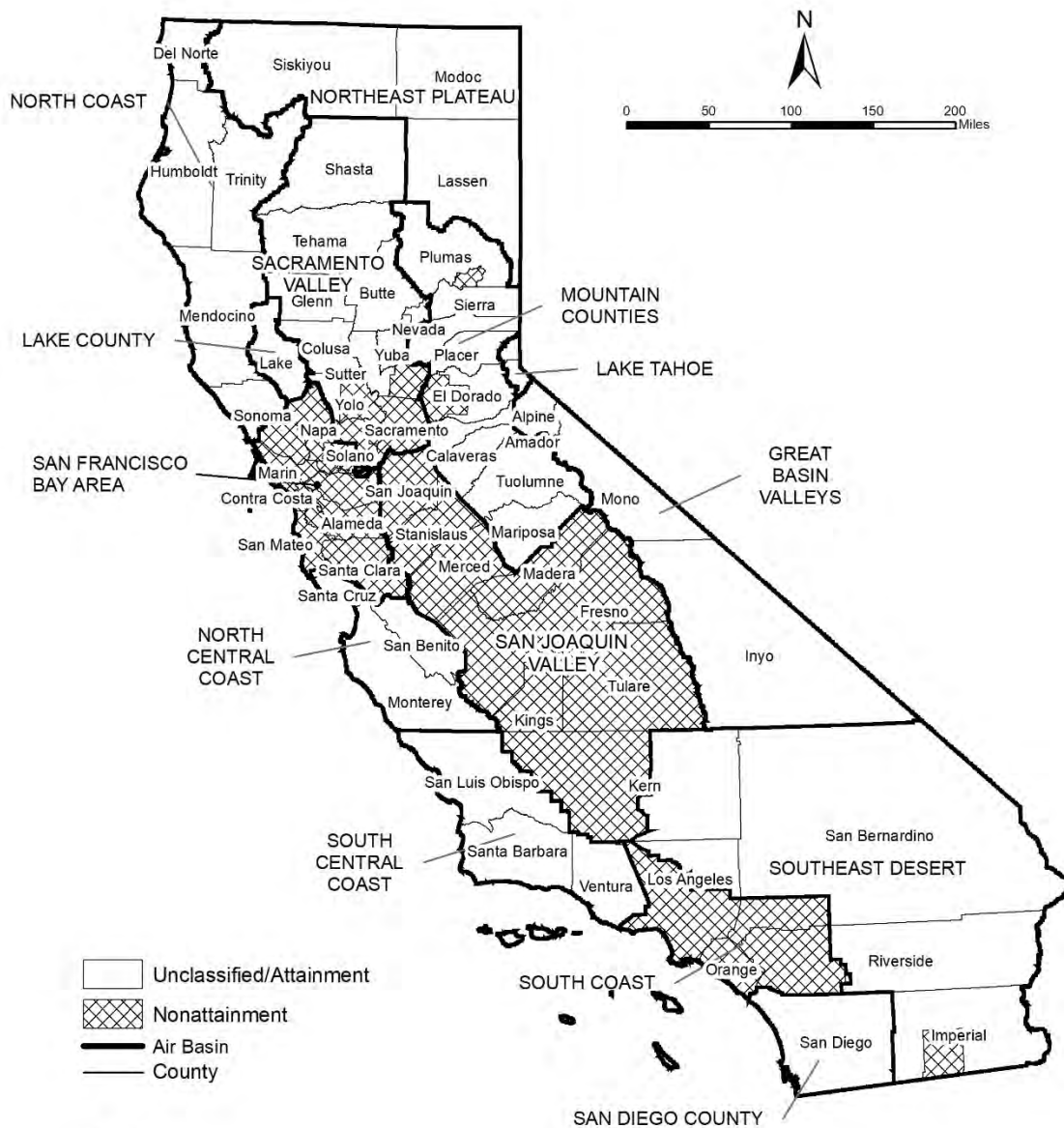
(1) Air quality in Sacramento County meets the national PM10 standards. The request for redesignation to attainment was approved by U.S. EPA in September 2013.

(2) U.S. EPA designation puts the Sacramento Valley Air Basin portion of Placer County in the Mountain Counties Air Basin.

(3) Air quality in Coachella Valley meets the national PM10 standards. A request for redesignation to attainment has been submitted to U.S. EPA.

FIGURE 13

Area Designations for National Ambient Air Quality Standards PM2.5



Source Date:
October 2018
Air Quality Planning and Science Division

TABLE 13

**National Ambient Air Quality Standards
Area Designations for Fine Particulate Matter (PM2.5)***

	N	U/A		N	U/A
GREAT BASIN VALLEYS AIR BASIN		X	SAN DIEGO COUNTY		X
LAKE COUNTY AIR BASIN		X	SAN FRANCISCO BAY AREA AIR BASIN (2)	X	
LAKE TAHOE AIR BASIN		X	SAN JOAQUIN VALLEY AIR BASIN	X	
MOUNTAIN COUNTIES AIR BASIN			SOUTH CENTRAL COAST AIR BASIN		X
Plumas County			SOUTH COAST AIR BASIN (3)	X	
- Portola Valley Portion of Plumas	X		SOUTHEAST DESERT AIR BASIN		
- Remainder of Plumas County		X	Imperial County (portion) (4)	X	
Remainder of Air Basin		X	Remainder of Air Basin		X
NORTH CENTRAL COAST AIR BASIN		X			
NORTH COAST AIR BASIN		X			
NORTHEAST PLATEAU AIR BASIN		X			
SACRAMENTO VALLEY AIR BASIN					
Sacramento Metro Area (1)	X				
Sutter County		X			
Yuba County (portion)		X			
Remainder of Air Basin		X			

* Definitions and references for all areas can be found in 40 CFR, Chapter I, Part 81.305. This map reflects the 2006 24-hour PM2.5 standard as well as the 1997 and 2012 PM2.5 annual standards.

(1) For this purpose, Sacramento Metro Area comprises all of Sacramento and portions of El Dorado, Placer, Solano, and Yolo Counties. Air quality in this area meets the national PM2.5 standards. A Determination of Attainment for the 2006 24-hour PM2.5 standard was made by U.S. EPA in June 2017.

(2) Air quality in this area meets the national PM2.5 standards. A Determination of Attainment for the 2006 24-hour PM2.5 standard was made by U.S. EPA in June 2017.

(3) Those lands of the Santa Rosa Band of Cahulla Mission Indians in Riverside County are designated Unclassifiable/Attainment.

(4) That portion of Imperial County encompassing the urban and surrounding areas of Brawley, Calexico, El Centro, Heber, Holtville, Imperial, Seeley, and Westmorland. Air quality in this area meets the national PM2.5 standards. A Determination of Attainment for the 2006 24-hour PM2.5 standard was made by U.S. EPA in June 2017.

FIGURE 14



Source Date:
October 2018
Air Quality Planning and Science Division

TABLE 14**National Ambient Air Quality Standards
Area Designations for Carbon Monoxide***

	N	U/A		N	U/A
GREAT BASIN VALLEYS AIR BASIN		X	SACRAMENTO VALLEY AIR BASIN		X
LAKE COUNTY AIR BASIN		X	SAN DIEGO COUNTY		X
LAKE TAHOE AIR BASIN		X	SAN FRANCISCO BAY AREA AIR BASIN		X
MOUNTAIN COUNTIES AIR BASIN		X	SAN JOAQUIN VALLEY AIR BASIN		X
NORTH CENTRAL COAST AIR BASIN		X	SOUTH CENTRAL COAST AIR BASIN		X
NORTH COAST AIR BASIN		X	SOUTH COAST AIR BASIN		X
NORTHEAST PLATEAU AIR BASIN		X	SOUTHEAST DESERT AIR BASIN		X

* Definitions and references for all areas can be found in 40 CFR, Chapter I, Part 81.305.

FIGURE 15



TABLE 15**National Ambient Air Quality Standards
Area Designations for Nitrogen Dioxide***

	N	U/A		N	U/A
GREAT BASIN VALLEYS AIR BASIN		X	SACRAMENTO VALLEY AIR BASIN		X
LAKE COUNTY AIR BASIN		X	SAN DIEGO COUNTY		X
LAKE TAHOE AIR BASIN		X	SAN FRANCISCO BAY AREA AIR BASIN		X
MOUNTAIN COUNTIES AIR BASIN		X	SAN JOAQUIN VALLEY AIR BASIN		X
NORTH CENTRAL COAST AIR BASIN		X	SOUTH CENTRAL COAST AIR BASIN		X
NORTH COAST AIR BASIN		X	SOUTH COAST AIR BASIN		X
NORTHEAST PLATEAU AIR BASIN		X	SOUTHEAST DESERT AIR BASIN		X

* Definitions and references for all areas can be found in 40 CFR, Chapter I, Part 81.305.

FIGURE 16

**Area Designations for National
Ambient Air Quality Standards
SULFUR DIOXIDE**



Source Date:
October 2018
Air Quality Planning and Science Division

TABLE 16

**National Ambient Air Quality Standards
Area Designations for Sulfur Dioxide***

	N	U/A		N	U/A
GREAT BASIN VALLEYS AIR BASIN		X	SOUTH CENTRAL COAST AIR BASIN		
LAKE COUNTY AIR BASIN		X	San Luis Obispo County		X
LAKE TAHOE AIR BASIN		X	Santa Barbara County		X
MOUNTAIN COUNTIES AIR BASIN		X	Ventura County		X
NORTH CENTRAL COAST AIR BASIN		X	Channel Islands (1)		X
NORTH COAST AIR BASIN		X	SOUTH COAST AIR BASIN		X
NORTHEAST PLATEAU AIR BASIN		X	SOUTHEAST DESERT AIR BASIN		
SACRAMENTO VALLEY AIR BASIN		X	Imperial County		X
SAN DIEGO COUNTY		X	Remainder of Air Basin		X
SAN FRANCISCO BAY AREA AIR BASIN		X			
SAN JOAQUIN VALLEY AIR BASIN					
Fresno County		X			
Kern County (portion)		X			
Kings County		X			
Madera County		X			
Merced County		X			
San Joaquin County		X			
Stanislaus County		X			
Tulare County		X			

* Definitions and references for all areas can be found in 40 CFR, Chapter I, Part 81.305.

NOTE: This map and table reflect the 2010 1-hour SO₂ standard of 75 ppb.

(1) South Central Coast Air Basin Channel Islands:

Santa Barbara County includes Santa Cruz, San Miguel, Santa Rosa, and Santa Barbara Islands.

Ventura County includes Anacapa and San Nicolas Islands.

Note that the San Clemente and Santa Catalina Islands are considered part of Los Angeles County, and therefore, are included as part of the South Coast Air Basin.

FIGURE 17

Area Designations for National Ambient Air Quality Standards LEAD



TABLE 17

**National Ambient Air Quality Standards
Area Designations for Lead (particulate)**

	N	U/A		N	U/A
GREAT BASIN VALLEYS AIR BASIN		X	SAN DIEGO COUNTY		X
LAKE COUNTY AIR BASIN		X	SAN FRANCISCO BAY AREA AIR BASIN		X
LAKE TAHOE AIR BASIN		X	SAN JOAQUIN VALLEY AIR BASIN		X
MOUNTAIN COUNTIES AIR BASIN		X	SOUTH CENTRAL COAST AIR BASIN		X
NORTH CENTRAL COAST AIR BASIN		X	SOUTH COAST AIR BASIN		
NORTH COAST AIR BASIN		X	Los Angeles County (portion) (1)	X	
NORTHEAST PLATEAU AIR BASIN		X	Remainder of Air Basin		X
SACRAMENTO VALLEY AIR BASIN		X	SOUTHEAST DESERT AIR BASIN		X

(1) Portion of County in Air Basin, not including Channel Islands

APPENDIX 3.1:

CALEEMOD PHASE A CONSTRUCTION (UNMITIGATED) EMISSIONS MODEL OUTPUTS

Merrill Commerce Center (Phase A Construction - Unmitigated) - San Bernardino-South Coast County, Annual

Merrill Commerce Center (Phase A Construction - Unmitigated)
San Bernardino-South Coast County, Annual

1.0 Project Characteristics

1.1 Land Usage

Land Uses	Size	Metric	Lot Acreage	Floor Surface Area	Population
Warehouse-No Rail	2,180.00	1000sqft	91.00	2,180,000.00	0
Other Asphalt Surfaces	7.43	Acre	7.43	323,650.80	0

1.2 Other Project Characteristics

Urbanization	Urban	Wind Speed (m/s)	2.2	Precipitation Freq (Days)	32
Climate Zone	10			Operational Year	2022
Utility Company	Southern California Edison				
CO2 Intensity (lb/MWhr)	702.44	CH4 Intensity (lb/MWhr)	0.029	N2O Intensity (lb/MWhr)	0.006

1.3 User Entered Comments & Non-Default Data

Merrill Commerce Center (Phase A Construction - Unmitigated) - San Bernardino-South Coast County, Annual

Project Characteristics -

Land Use - PA4=31.1 acres; PA5 = 59.9 acres; Right-of-Way Dedications (ROWD) = 7.43 acres (total ROWD is 28.4 acres, for analytical purposes the ROWD was split proportionally b/wn each Phase)

Construction Phase - Construction Schedule adjusted to meet the 2022 OY.

Off-road Equipment - hours are based on an 8-hour workday.

Off-road Equipment - Crawler Tractors used in lieu of Tractors/Loaders/Backhoes.

Off-road Equipment - Crawler Tractors used in lieu of Tractors/Loaders/Backhoes.

Off-road Equipment -

Off-road Equipment - Crawler Tractors used in lieu of Tractors/Loaders/Backhoes.

Demolition -

Grading - For purposes of analysis, total acres graded per day is based on the equipment specific grading rates (CalEEMod Appendix A) and the equipment list.

Architectural Coating - Rule 1113

Vehicle Trips - Construction Run Only.

Energy Use - Construction Run Only.

Water And Wastewater - Construction Run Only.

Solid Waste - Construction Run Only.

Construction Off-road Equipment Mitigation - Rule 403

Vehicle Emission Factors - EMFAC2017

Vehicle Emission Factors - EMFAC2017

Vehicle Emission Factors - EMFAC2017

Table Name	Column Name	Default Value	New Value
tblArchitecturalCoating	EF_Nonresidential_Exterior	100.00	50.00
tblArchitecturalCoating	EF_Nonresidential_Interior	100.00	50.00
tblArchitecturalCoating	EF_Parking	100.00	50.00
tblConstructionPhase	NumDays	100.00	60.00
tblConstructionPhase	NumDays	155.00	100.00
tblConstructionPhase	NumDays	1,550.00	450.00

Merrill Commerce Center (Phase A Construction - Unmitigated) - San Bernardino-South Coast County, Annual

tblEnergyUse	LightingElect	1.17	0.00
tblEnergyUse	NT24E	0.82	0.00
tblEnergyUse	NT24NG	0.03	0.00
tblEnergyUse	T24E	0.37	0.00
tblEnergyUse	T24NG	2.00	0.00
tblGrading	AcresOfGrading	350.00	400.00
tblGrading	AcresOfGrading	120.00	210.00
tblLandUse	LotAcreage	50.05	91.00
tblOffRoadEquipment	OffRoadEquipmentUnitAmount	4.00	0.00
tblOffRoadEquipment	OffRoadEquipmentUnitAmount	2.00	0.00
tblOffRoadEquipment	OffRoadEquipmentUnitAmount	3.00	0.00
tblOffRoadEquipment	UsageHours	6.00	8.00
tblOffRoadEquipment	UsageHours	7.00	8.00
tblOffRoadEquipment	UsageHours	7.00	8.00
tblSolidWaste	SolidWasteGenerationRate	2,049.20	0.00
tblVehicleEF	HHD	1.21	0.03
tblVehicleEF	HHD	0.04	0.06
tblVehicleEF	HHD	0.10	0.00
tblVehicleEF	HHD	3.29	8.22
tblVehicleEF	HHD	0.57	0.40
tblVehicleEF	HHD	1.82	2.2600e-003
tblVehicleEF	HHD	6,933.41	1,478.27
tblVehicleEF	HHD	1,475.79	1,372.23
tblVehicleEF	HHD	5.54	0.02
tblVehicleEF	HHD	26.50	7.64
tblVehicleEF	HHD	2.50	2.77
tblVehicleEF	HHD	9.7780e-003	3.7640e-003

Merrill Commcerce Center (Phase A Construction - Unmitigated) - San Bernardino-South Coast County, Annual

tblVehicleEF	HHD	0.06	0.06
tblVehicleEF	HHD	0.04	0.04
tblVehicleEF	HHD	0.01	0.03
tblVehicleEF	HHD	5.1000e-005	1.0000e-006
tblVehicleEF	HHD	9.3550e-003	3.6010e-003
tblVehicleEF	HHD	0.03	0.03
tblVehicleEF	HHD	8.8810e-003	8.9170e-003
tblVehicleEF	HHD	0.01	0.03
tblVehicleEF	HHD	4.7000e-005	1.0000e-006
tblVehicleEF	HHD	8.5000e-005	3.0000e-006
tblVehicleEF	HHD	3.1910e-003	1.0400e-004
tblVehicleEF	HHD	0.84	0.59
tblVehicleEF	HHD	5.2000e-005	2.0000e-006
tblVehicleEF	HHD	0.08	0.05
tblVehicleEF	HHD	2.1700e-004	5.2200e-004
tblVehicleEF	HHD	0.05	1.0000e-006
tblVehicleEF	HHD	0.07	0.01
tblVehicleEF	HHD	0.01	0.01
tblVehicleEF	HHD	8.6000e-005	0.00
tblVehicleEF	HHD	8.5000e-005	3.0000e-006
tblVehicleEF	HHD	3.1910e-003	1.0400e-004
tblVehicleEF	HHD	0.97	0.67
tblVehicleEF	HHD	5.2000e-005	2.0000e-006
tblVehicleEF	HHD	0.13	0.12
tblVehicleEF	HHD	2.1700e-004	5.2200e-004
tblVehicleEF	HHD	0.06	1.0000e-006
tblVehicleEF	HHD	1.14	0.03

Merrill Commcerce Center (Phase A Construction - Unmitigated) - San Bernardino-South Coast County, Annual

tblVehicleEF	HHD	0.04	0.06
tblVehicleEF	HHD	0.09	0.00
tblVehicleEF	HHD	2.39	8.07
tblVehicleEF	HHD	0.57	0.40
tblVehicleEF	HHD	1.70	2.1220e-003
tblVehicleEF	HHD	7,345.18	1,469.16
tblVehicleEF	HHD	1,475.79	1,372.23
tblVehicleEF	HHD	5.54	0.02
tblVehicleEF	HHD	27.35	7.37
tblVehicleEF	HHD	2.36	2.60
tblVehicleEF	HHD	8.2750e-003	3.3440e-003
tblVehicleEF	HHD	0.06	0.06
tblVehicleEF	HHD	0.04	0.04
tblVehicleEF	HHD	0.01	0.03
tblVehicleEF	HHD	5.1000e-005	1.0000e-006
tblVehicleEF	HHD	7.9170e-003	3.2000e-003
tblVehicleEF	HHD	0.03	0.03
tblVehicleEF	HHD	8.8810e-003	8.9170e-003
tblVehicleEF	HHD	0.01	0.03
tblVehicleEF	HHD	4.7000e-005	1.0000e-006
tblVehicleEF	HHD	1.6800e-004	7.0000e-006
tblVehicleEF	HHD	3.5970e-003	1.2200e-004
tblVehicleEF	HHD	0.79	0.62
tblVehicleEF	HHD	1.1700e-004	5.0000e-006
tblVehicleEF	HHD	0.08	0.05
tblVehicleEF	HHD	2.2100e-004	5.3900e-004
tblVehicleEF	HHD	0.05	1.0000e-006

Merrill Commerce Center (Phase A Construction - Unmitigated) - San Bernardino-South Coast County, Annual

tblVehicleEF	HHD	0.07	0.01
tblVehicleEF	HHD	0.01	0.01
tblVehicleEF	HHD	8.4000e-005	0.00
tblVehicleEF	HHD	1.6800e-004	7.0000e-006
tblVehicleEF	HHD	3.5970e-003	1.2200e-004
tblVehicleEF	HHD	0.91	0.71
tblVehicleEF	HHD	1.1700e-004	5.0000e-006
tblVehicleEF	HHD	0.13	0.12
tblVehicleEF	HHD	2.2100e-004	5.3900e-004
tblVehicleEF	HHD	0.06	1.0000e-006
tblVehicleEF	HHD	1.31	0.03
tblVehicleEF	HHD	0.04	2.3610e-003
tblVehicleEF	HHD	0.10	0.00
tblVehicleEF	HHD	4.53	8.37
tblVehicleEF	HHD	0.57	0.25
tblVehicleEF	HHD	1.79	2.2320e-003
tblVehicleEF	HHD	6,364.76	1,476.72
tblVehicleEF	HHD	1,475.79	1,332.53
tblVehicleEF	HHD	5.54	0.02
tblVehicleEF	HHD	25.32	7.94
tblVehicleEF	HHD	2.46	2.69
tblVehicleEF	HHD	0.01	4.1670e-003
tblVehicleEF	HHD	0.06	0.06
tblVehicleEF	HHD	0.04	0.04
tblVehicleEF	HHD	0.01	0.03
tblVehicleEF	HHD	5.1000e-005	1.0000e-006
tblVehicleEF	HHD	0.01	3.9860e-003

Merrill Commcerce Center (Phase A Construction - Unmitigated) - San Bernardino-South Coast County, Annual

tblVehicleEF	HHD	0.03	0.03
tblVehicleEF	HHD	8.8810e-003	8.8160e-003
tblVehicleEF	HHD	0.01	0.03
tblVehicleEF	HHD	4.7000e-005	1.0000e-006
tblVehicleEF	HHD	8.5000e-005	4.0000e-006
tblVehicleEF	HHD	3.4760e-003	1.2300e-004
tblVehicleEF	HHD	0.91	0.54
tblVehicleEF	HHD	5.2000e-005	2.0000e-006
tblVehicleEF	HHD	0.08	0.05
tblVehicleEF	HHD	2.3300e-004	5.4600e-004
tblVehicleEF	HHD	0.05	1.0000e-006
tblVehicleEF	HHD	0.06	0.01
tblVehicleEF	HHD	0.01	0.01
tblVehicleEF	HHD	8.5000e-005	0.00
tblVehicleEF	HHD	8.5000e-005	4.0000e-006
tblVehicleEF	HHD	3.4760e-003	1.2300e-004
tblVehicleEF	HHD	1.05	0.62
tblVehicleEF	HHD	5.2000e-005	2.0000e-006
tblVehicleEF	HHD	0.13	0.06
tblVehicleEF	HHD	2.3300e-004	5.4600e-004
tblVehicleEF	HHD	0.06	1.0000e-006
tblVehicleEF	LDA	4.2030e-003	2.4360e-003
tblVehicleEF	LDA	5.6230e-003	0.05
tblVehicleEF	LDA	0.57	0.65
tblVehicleEF	LDA	1.19	2.16
tblVehicleEF	LDA	251.29	261.47
tblVehicleEF	LDA	57.15	53.86

Merrill Commerce Center (Phase A Construction - Unmitigated) - San Bernardino-South Coast County, Annual

tblVehicleEF	LDA	0.05	0.04
tblVehicleEF	LDA	1.6780e-003	1.4470e-003
tblVehicleEF	LDA	2.2790e-003	1.8580e-003
tblVehicleEF	LDA	1.5460e-003	1.3330e-003
tblVehicleEF	LDA	2.0960e-003	1.7080e-003
tblVehicleEF	LDA	0.04	0.06
tblVehicleEF	LDA	0.10	0.10
tblVehicleEF	LDA	0.03	0.05
tblVehicleEF	LDA	0.01	9.3320e-003
tblVehicleEF	LDA	0.03	0.21
tblVehicleEF	LDA	0.08	0.23
tblVehicleEF	LDA	2.5170e-003	2.5870e-003
tblVehicleEF	LDA	5.9200e-004	5.3300e-004
tblVehicleEF	LDA	0.04	0.06
tblVehicleEF	LDA	0.10	0.10
tblVehicleEF	LDA	0.03	0.05
tblVehicleEF	LDA	0.02	0.01
tblVehicleEF	LDA	0.03	0.21
tblVehicleEF	LDA	0.08	0.25
tblVehicleEF	LDA	4.7900e-003	2.7940e-003
tblVehicleEF	LDA	4.6890e-003	0.04
tblVehicleEF	LDA	0.71	0.79
tblVehicleEF	LDA	0.99	1.79
tblVehicleEF	LDA	274.94	285.54
tblVehicleEF	LDA	57.15	53.16
tblVehicleEF	LDA	0.05	0.04
tblVehicleEF	LDA	1.6780e-003	1.4470e-003

Merrill Commcerce Center (Phase A Construction - Unmitigated) - San Bernardino-South Coast County, Annual

tblVehicleEF	LDA	2.2790e-003	1.8580e-003
tblVehicleEF	LDA	1.5460e-003	1.3330e-003
tblVehicleEF	LDA	2.0960e-003	1.7080e-003
tblVehicleEF	LDA	0.09	0.12
tblVehicleEF	LDA	0.12	0.12
tblVehicleEF	LDA	0.07	0.10
tblVehicleEF	LDA	0.01	0.01
tblVehicleEF	LDA	0.03	0.21
tblVehicleEF	LDA	0.06	0.19
tblVehicleEF	LDA	2.7550e-003	2.8250e-003
tblVehicleEF	LDA	5.8800e-004	5.2600e-004
tblVehicleEF	LDA	0.09	0.12
tblVehicleEF	LDA	0.12	0.12
tblVehicleEF	LDA	0.07	0.10
tblVehicleEF	LDA	0.02	0.02
tblVehicleEF	LDA	0.03	0.21
tblVehicleEF	LDA	0.07	0.21
tblVehicleEF	LDA	4.0860e-003	2.3760e-003
tblVehicleEF	LDA	5.5870e-003	0.05
tblVehicleEF	LDA	0.54	0.61
tblVehicleEF	LDA	1.18	2.12
tblVehicleEF	LDA	245.70	255.84
tblVehicleEF	LDA	57.15	53.80
tblVehicleEF	LDA	0.05	0.04
tblVehicleEF	LDA	1.6780e-003	1.4470e-003
tblVehicleEF	LDA	2.2790e-003	1.8580e-003
tblVehicleEF	LDA	1.5460e-003	1.3330e-003

Merrill Commcerce Center (Phase A Construction - Unmitigated) - San Bernardino-South Coast County, Annual

tblVehicleEF	LDA	2.0960e-003	1.7080e-003
tblVehicleEF	LDA	0.05	0.06
tblVehicleEF	LDA	0.11	0.11
tblVehicleEF	LDA	0.03	0.05
tblVehicleEF	LDA	0.01	9.0880e-003
tblVehicleEF	LDA	0.04	0.24
tblVehicleEF	LDA	0.08	0.23
tblVehicleEF	LDA	2.4600e-003	2.5310e-003
tblVehicleEF	LDA	5.9100e-004	5.3200e-004
tblVehicleEF	LDA	0.05	0.06
tblVehicleEF	LDA	0.11	0.11
tblVehicleEF	LDA	0.03	0.05
tblVehicleEF	LDA	0.01	0.01
tblVehicleEF	LDA	0.04	0.24
tblVehicleEF	LDA	0.08	0.25
tblVehicleEF	LDT1	0.01	7.0610e-003
tblVehicleEF	LDT1	0.02	0.08
tblVehicleEF	LDT1	1.54	1.44
tblVehicleEF	LDT1	3.61	2.44
tblVehicleEF	LDT1	313.68	310.02
tblVehicleEF	LDT1	70.93	65.50
tblVehicleEF	LDT1	0.16	0.13
tblVehicleEF	LDT1	2.7050e-003	2.1940e-003
tblVehicleEF	LDT1	3.6920e-003	2.8520e-003
tblVehicleEF	LDT1	2.4910e-003	2.0190e-003
tblVehicleEF	LDT1	3.3960e-003	2.6220e-003
tblVehicleEF	LDT1	0.18	0.19

Merrill Commerce Center (Phase A Construction - Unmitigated) - San Bernardino-South Coast County, Annual

tblVehicleEF	LDT1	0.33	0.26
tblVehicleEF	LDT1	0.13	0.13
tblVehicleEF	LDT1	0.03	0.03
tblVehicleEF	LDT1	0.20	0.88
tblVehicleEF	LDT1	0.26	0.43
tblVehicleEF	LDT1	3.1570e-003	3.0680e-003
tblVehicleEF	LDT1	7.7300e-004	6.4800e-004
tblVehicleEF	LDT1	0.18	0.19
tblVehicleEF	LDT1	0.33	0.26
tblVehicleEF	LDT1	0.13	0.13
tblVehicleEF	LDT1	0.05	0.05
tblVehicleEF	LDT1	0.20	0.88
tblVehicleEF	LDT1	0.28	0.48
tblVehicleEF	LDT1	0.02	8.0100e-003
tblVehicleEF	LDT1	0.02	0.07
tblVehicleEF	LDT1	1.85	1.74
tblVehicleEF	LDT1	2.97	2.02
tblVehicleEF	LDT1	341.75	335.16
tblVehicleEF	LDT1	70.93	64.59
tblVehicleEF	LDT1	0.14	0.12
tblVehicleEF	LDT1	2.7050e-003	2.1940e-003
tblVehicleEF	LDT1	3.6920e-003	2.8520e-003
tblVehicleEF	LDT1	2.4910e-003	2.0190e-003
tblVehicleEF	LDT1	3.3960e-003	2.6220e-003
tblVehicleEF	LDT1	0.37	0.40
tblVehicleEF	LDT1	0.41	0.33
tblVehicleEF	LDT1	0.27	0.29

Merrill Commerce Center (Phase A Construction - Unmitigated) - San Bernardino-South Coast County, Annual

tblVehicleEF	LDT1	0.04	0.04
tblVehicleEF	LDT1	0.20	0.88
tblVehicleEF	LDT1	0.21	0.36
tblVehicleEF	LDT1	3.4420e-003	3.3170e-003
tblVehicleEF	LDT1	7.6200e-004	6.3900e-004
tblVehicleEF	LDT1	0.37	0.40
tblVehicleEF	LDT1	0.41	0.33
tblVehicleEF	LDT1	0.27	0.29
tblVehicleEF	LDT1	0.06	0.05
tblVehicleEF	LDT1	0.20	0.88
tblVehicleEF	LDT1	0.23	0.40
tblVehicleEF	LDT1	0.01	6.8960e-003
tblVehicleEF	LDT1	0.02	0.08
tblVehicleEF	LDT1	1.47	1.37
tblVehicleEF	LDT1	3.55	2.40
tblVehicleEF	LDT1	307.06	304.06
tblVehicleEF	LDT1	70.93	65.42
tblVehicleEF	LDT1	0.15	0.12
tblVehicleEF	LDT1	2.7050e-003	2.1940e-003
tblVehicleEF	LDT1	3.6920e-003	2.8520e-003
tblVehicleEF	LDT1	2.4910e-003	2.0190e-003
tblVehicleEF	LDT1	3.3960e-003	2.6220e-003
tblVehicleEF	LDT1	0.19	0.20
tblVehicleEF	LDT1	0.39	0.30
tblVehicleEF	LDT1	0.12	0.12
tblVehicleEF	LDT1	0.03	0.03
tblVehicleEF	LDT1	0.23	1.03

Merrill Commcerce Center (Phase A Construction - Unmitigated) - San Bernardino-South Coast County, Annual

tblVehicleEF	LDT1	0.25	0.43
tblVehicleEF	LDT1	3.0890e-003	3.0090e-003
tblVehicleEF	LDT1	7.7200e-004	6.4700e-004
tblVehicleEF	LDT1	0.19	0.20
tblVehicleEF	LDT1	0.39	0.30
tblVehicleEF	LDT1	0.12	0.12
tblVehicleEF	LDT1	0.05	0.04
tblVehicleEF	LDT1	0.23	1.03
tblVehicleEF	LDT1	0.28	0.47
tblVehicleEF	LDT2	6.3270e-003	4.2800e-003
tblVehicleEF	LDT2	8.1990e-003	0.07
tblVehicleEF	LDT2	0.80	0.97
tblVehicleEF	LDT2	1.67	2.78
tblVehicleEF	LDT2	351.15	331.49
tblVehicleEF	LDT2	79.39	70.30
tblVehicleEF	LDT2	0.09	0.09
tblVehicleEF	LDT2	1.7270e-003	1.5180e-003
tblVehicleEF	LDT2	2.4170e-003	1.9480e-003
tblVehicleEF	LDT2	1.5880e-003	1.3970e-003
tblVehicleEF	LDT2	2.2220e-003	1.7910e-003
tblVehicleEF	LDT2	0.06	0.10
tblVehicleEF	LDT2	0.13	0.15
tblVehicleEF	LDT2	0.05	0.08
tblVehicleEF	LDT2	0.02	0.02
tblVehicleEF	LDT2	0.07	0.48
tblVehicleEF	LDT2	0.11	0.35
tblVehicleEF	LDT2	3.5180e-003	3.2800e-003

Merrill Commerce Center (Phase A Construction - Unmitigated) - San Bernardino-South Coast County, Annual

tblVehicleEF	LDT2	8.2200e-004	6.9600e-004
tblVehicleEF	LDT2	0.06	0.10
tblVehicleEF	LDT2	0.13	0.15
tblVehicleEF	LDT2	0.05	0.08
tblVehicleEF	LDT2	0.02	0.03
tblVehicleEF	LDT2	0.07	0.48
tblVehicleEF	LDT2	0.12	0.38
tblVehicleEF	LDT2	7.1840e-003	4.8870e-003
tblVehicleEF	LDT2	6.8290e-003	0.06
tblVehicleEF	LDT2	0.97	1.18
tblVehicleEF	LDT2	1.38	2.30
tblVehicleEF	LDT2	383.36	355.94
tblVehicleEF	LDT2	79.39	69.35
tblVehicleEF	LDT2	0.08	0.08
tblVehicleEF	LDT2	1.7270e-003	1.5180e-003
tblVehicleEF	LDT2	2.4170e-003	1.9480e-003
tblVehicleEF	LDT2	1.5880e-003	1.3970e-003
tblVehicleEF	LDT2	2.2220e-003	1.7910e-003
tblVehicleEF	LDT2	0.13	0.21
tblVehicleEF	LDT2	0.15	0.18
tblVehicleEF	LDT2	0.11	0.18
tblVehicleEF	LDT2	0.02	0.02
tblVehicleEF	LDT2	0.07	0.48
tblVehicleEF	LDT2	0.09	0.29
tblVehicleEF	LDT2	3.8420e-003	3.5220e-003
tblVehicleEF	LDT2	8.1700e-004	6.8600e-004
tblVehicleEF	LDT2	0.13	0.21

Merrill Commerce Center (Phase A Construction - Unmitigated) - San Bernardino-South Coast County, Annual

tblVehicleEF	LDT2	0.15	0.18
tblVehicleEF	LDT2	0.11	0.18
tblVehicleEF	LDT2	0.03	0.03
tblVehicleEF	LDT2	0.07	0.48
tblVehicleEF	LDT2	0.10	0.32
tblVehicleEF	LDT2	6.1560e-003	4.1770e-003
tblVehicleEF	LDT2	8.1410e-003	0.07
tblVehicleEF	LDT2	0.75	0.92
tblVehicleEF	LDT2	1.64	2.74
tblVehicleEF	LDT2	343.55	325.69
tblVehicleEF	LDT2	79.39	70.22
tblVehicleEF	LDT2	0.08	0.09
tblVehicleEF	LDT2	1.7270e-003	1.5180e-003
tblVehicleEF	LDT2	2.4170e-003	1.9480e-003
tblVehicleEF	LDT2	1.5880e-003	1.3970e-003
tblVehicleEF	LDT2	2.2220e-003	1.7910e-003
tblVehicleEF	LDT2	0.06	0.10
tblVehicleEF	LDT2	0.14	0.16
tblVehicleEF	LDT2	0.05	0.08
tblVehicleEF	LDT2	0.02	0.02
tblVehicleEF	LDT2	0.08	0.56
tblVehicleEF	LDT2	0.11	0.35
tblVehicleEF	LDT2	3.4410e-003	3.2220e-003
tblVehicleEF	LDT2	8.2200e-004	6.9500e-004
tblVehicleEF	LDT2	0.06	0.10
tblVehicleEF	LDT2	0.14	0.16
tblVehicleEF	LDT2	0.05	0.08

Merrill Commerce Center (Phase A Construction - Unmitigated) - San Bernardino-South Coast County, Annual

tblVehicleEF	LDT2	0.02	0.03
tblVehicleEF	LDT2	0.08	0.56
tblVehicleEF	LDT2	0.12	0.38
tblVehicleEF	LHD1	5.2170e-003	4.8640e-003
tblVehicleEF	LHD1	0.01	6.5090e-003
tblVehicleEF	LHD1	0.02	0.02
tblVehicleEF	LHD1	0.14	0.17
tblVehicleEF	LHD1	1.07	0.88
tblVehicleEF	LHD1	2.60	1.03
tblVehicleEF	LHD1	9.23	9.35
tblVehicleEF	LHD1	609.20	648.62
tblVehicleEF	LHD1	30.40	10.79
tblVehicleEF	LHD1	0.09	0.08
tblVehicleEF	LHD1	2.12	1.54
tblVehicleEF	LHD1	9.6500e-004	9.5300e-004
tblVehicleEF	LHD1	0.01	9.9680e-003
tblVehicleEF	LHD1	0.01	0.01
tblVehicleEF	LHD1	9.5800e-004	2.6300e-004
tblVehicleEF	LHD1	9.2400e-004	9.1200e-004
tblVehicleEF	LHD1	2.5390e-003	2.4920e-003
tblVehicleEF	LHD1	0.01	0.01
tblVehicleEF	LHD1	8.8100e-004	2.4200e-004
tblVehicleEF	LHD1	3.7070e-003	3.1750e-003
tblVehicleEF	LHD1	0.11	0.09
tblVehicleEF	LHD1	0.02	0.02
tblVehicleEF	LHD1	1.8240e-003	1.5420e-003
tblVehicleEF	LHD1	0.08	0.07

Merrill Commcerce Center (Phase A Construction - Unmitigated) - San Bernardino-South Coast County, Annual

tblVehicleEF	LHD1	0.35	0.60
tblVehicleEF	LHD1	0.27	0.08
tblVehicleEF	LHD1	9.2000e-005	9.0000e-005
tblVehicleEF	LHD1	5.9760e-003	6.3130e-003
tblVehicleEF	LHD1	3.5300e-004	1.0700e-004
tblVehicleEF	LHD1	3.7070e-003	3.1750e-003
tblVehicleEF	LHD1	0.11	0.09
tblVehicleEF	LHD1	0.02	0.03
tblVehicleEF	LHD1	1.8240e-003	1.5420e-003
tblVehicleEF	LHD1	0.10	0.08
tblVehicleEF	LHD1	0.35	0.60
tblVehicleEF	LHD1	0.29	0.09
tblVehicleEF	LHD1	5.2170e-003	4.8790e-003
tblVehicleEF	LHD1	0.01	6.6670e-003
tblVehicleEF	LHD1	0.02	0.02
tblVehicleEF	LHD1	0.14	0.17
tblVehicleEF	LHD1	1.09	0.90
tblVehicleEF	LHD1	2.43	0.97
tblVehicleEF	LHD1	9.23	9.35
tblVehicleEF	LHD1	609.20	648.66
tblVehicleEF	LHD1	30.40	10.67
tblVehicleEF	LHD1	0.09	0.08
tblVehicleEF	LHD1	1.98	1.44
tblVehicleEF	LHD1	9.6500e-004	9.5300e-004
tblVehicleEF	LHD1	0.01	9.9680e-003
tblVehicleEF	LHD1	0.01	0.01
tblVehicleEF	LHD1	9.5800e-004	2.6300e-004

Merrill Commerce Center (Phase A Construction - Unmitigated) - San Bernardino-South Coast County, Annual

tblVehicleEF	LHD1	9.2400e-004	9.1200e-004
tblVehicleEF	LHD1	2.5390e-003	2.4920e-003
tblVehicleEF	LHD1	0.01	0.01
tblVehicleEF	LHD1	8.8100e-004	2.4200e-004
tblVehicleEF	LHD1	7.3080e-003	6.2980e-003
tblVehicleEF	LHD1	0.13	0.11
tblVehicleEF	LHD1	0.02	0.02
tblVehicleEF	LHD1	4.1220e-003	3.5370e-003
tblVehicleEF	LHD1	0.09	0.07
tblVehicleEF	LHD1	0.36	0.60
tblVehicleEF	LHD1	0.25	0.08
tblVehicleEF	LHD1	9.2000e-005	9.0000e-005
tblVehicleEF	LHD1	5.9770e-003	6.3140e-003
tblVehicleEF	LHD1	3.5000e-004	1.0600e-004
tblVehicleEF	LHD1	7.3080e-003	6.2980e-003
tblVehicleEF	LHD1	0.13	0.11
tblVehicleEF	LHD1	0.02	0.03
tblVehicleEF	LHD1	4.1220e-003	3.5370e-003
tblVehicleEF	LHD1	0.11	0.09
tblVehicleEF	LHD1	0.36	0.60
tblVehicleEF	LHD1	0.28	0.08
tblVehicleEF	LHD1	5.2170e-003	4.8670e-003
tblVehicleEF	LHD1	0.01	6.5250e-003
tblVehicleEF	LHD1	0.02	0.02
tblVehicleEF	LHD1	0.14	0.17
tblVehicleEF	LHD1	1.07	0.89
tblVehicleEF	LHD1	2.55	1.02

Merrill Commcerce Center (Phase A Construction - Unmitigated) - San Bernardino-South Coast County, Annual

tblVehicleEF	LHD1	9.23	9.35
tblVehicleEF	LHD1	609.20	648.63
tblVehicleEF	LHD1	30.40	10.76
tblVehicleEF	LHD1	0.09	0.08
tblVehicleEF	LHD1	2.08	1.51
tblVehicleEF	LHD1	9.6500e-004	9.5300e-004
tblVehicleEF	LHD1	0.01	9.9680e-003
tblVehicleEF	LHD1	0.01	0.01
tblVehicleEF	LHD1	9.5800e-004	2.6300e-004
tblVehicleEF	LHD1	9.2400e-004	9.1200e-004
tblVehicleEF	LHD1	2.5390e-003	2.4920e-003
tblVehicleEF	LHD1	0.01	0.01
tblVehicleEF	LHD1	8.8100e-004	2.4200e-004
tblVehicleEF	LHD1	4.0430e-003	3.5090e-003
tblVehicleEF	LHD1	0.13	0.10
tblVehicleEF	LHD1	0.02	0.02
tblVehicleEF	LHD1	1.7940e-003	1.5200e-003
tblVehicleEF	LHD1	0.08	0.07
tblVehicleEF	LHD1	0.38	0.64
tblVehicleEF	LHD1	0.26	0.08
tblVehicleEF	LHD1	9.2000e-005	9.0000e-005
tblVehicleEF	LHD1	5.9760e-003	6.3130e-003
tblVehicleEF	LHD1	3.5200e-004	1.0600e-004
tblVehicleEF	LHD1	4.0430e-003	3.5090e-003
tblVehicleEF	LHD1	0.13	0.10
tblVehicleEF	LHD1	0.02	0.03
tblVehicleEF	LHD1	1.7940e-003	1.5200e-003

Merrill Commcerce Center (Phase A Construction - Unmitigated) - San Bernardino-South Coast County, Annual

tblVehicleEF	LHD1	0.10	0.08
tblVehicleEF	LHD1	0.38	0.64
tblVehicleEF	LHD1	0.29	0.09
tblVehicleEF	LHD2	3.5950e-003	3.3090e-003
tblVehicleEF	LHD2	4.6110e-003	4.1580e-003
tblVehicleEF	LHD2	8.1370e-003	9.5080e-003
tblVehicleEF	LHD2	0.12	0.14
tblVehicleEF	LHD2	0.50	0.56
tblVehicleEF	LHD2	1.20	0.61
tblVehicleEF	LHD2	14.27	14.55
tblVehicleEF	LHD2	608.52	648.96
tblVehicleEF	LHD2	24.46	7.78
tblVehicleEF	LHD2	0.11	0.11
tblVehicleEF	LHD2	1.49	1.65
tblVehicleEF	LHD2	1.2830e-003	1.4030e-003
tblVehicleEF	LHD2	0.01	0.01
tblVehicleEF	LHD2	0.01	0.01
tblVehicleEF	LHD2	4.0000e-004	1.2600e-004
tblVehicleEF	LHD2	1.2280e-003	1.3430e-003
tblVehicleEF	LHD2	2.6860e-003	2.6930e-003
tblVehicleEF	LHD2	0.01	0.01
tblVehicleEF	LHD2	3.6800e-004	1.1600e-004
tblVehicleEF	LHD2	1.3070e-003	1.5580e-003
tblVehicleEF	LHD2	0.04	0.05
tblVehicleEF	LHD2	0.01	0.02
tblVehicleEF	LHD2	7.0300e-004	8.0000e-004
tblVehicleEF	LHD2	0.06	0.06

Merrill Commerce Center (Phase A Construction - Unmitigated) - San Bernardino-South Coast County, Annual

tblVehicleEF	LHD2	0.09	0.29
tblVehicleEF	LHD2	0.11	0.05
tblVehicleEF	LHD2	5.9200e-003	6.2610e-003
tblVehicleEF	LHD2	2.6700e-004	7.7000e-005
tblVehicleEF	LHD2	1.3070e-003	1.5580e-003
tblVehicleEF	LHD2	0.04	0.05
tblVehicleEF	LHD2	0.02	0.02
tblVehicleEF	LHD2	7.0300e-004	8.0000e-004
tblVehicleEF	LHD2	0.07	0.07
tblVehicleEF	LHD2	0.09	0.29
tblVehicleEF	LHD2	0.12	0.05
tblVehicleEF	LHD2	3.5950e-003	3.3190e-003
tblVehicleEF	LHD2	4.6760e-003	4.2030e-003
tblVehicleEF	LHD2	7.7630e-003	9.0810e-003
tblVehicleEF	LHD2	0.12	0.14
tblVehicleEF	LHD2	0.50	0.56
tblVehicleEF	LHD2	1.13	0.57
tblVehicleEF	LHD2	14.27	14.55
tblVehicleEF	LHD2	608.52	648.97
tblVehicleEF	LHD2	24.46	7.71
tblVehicleEF	LHD2	0.11	0.11
tblVehicleEF	LHD2	1.40	1.55
tblVehicleEF	LHD2	1.2830e-003	1.4030e-003
tblVehicleEF	LHD2	0.01	0.01
tblVehicleEF	LHD2	0.01	0.01
tblVehicleEF	LHD2	4.0000e-004	1.2600e-004
tblVehicleEF	LHD2	1.2280e-003	1.3430e-003

Merrill Commerce Center (Phase A Construction - Unmitigated) - San Bernardino-South Coast County, Annual

tblVehicleEF	LHD2	2.6860e-003	2.6930e-003
tblVehicleEF	LHD2	0.01	0.01
tblVehicleEF	LHD2	3.6800e-004	1.1600e-004
tblVehicleEF	LHD2	2.5220e-003	3.0280e-003
tblVehicleEF	LHD2	0.04	0.06
tblVehicleEF	LHD2	0.01	0.02
tblVehicleEF	LHD2	1.5220e-003	1.7650e-003
tblVehicleEF	LHD2	0.06	0.06
tblVehicleEF	LHD2	0.09	0.29
tblVehicleEF	LHD2	0.10	0.04
tblVehicleEF	LHD2	5.9200e-003	6.2610e-003
tblVehicleEF	LHD2	2.6500e-004	7.6000e-005
tblVehicleEF	LHD2	2.5220e-003	3.0280e-003
tblVehicleEF	LHD2	0.04	0.06
tblVehicleEF	LHD2	0.02	0.02
tblVehicleEF	LHD2	1.5220e-003	1.7650e-003
tblVehicleEF	LHD2	0.07	0.07
tblVehicleEF	LHD2	0.09	0.29
tblVehicleEF	LHD2	0.11	0.05
tblVehicleEF	LHD2	3.5950e-003	3.3110e-003
tblVehicleEF	LHD2	4.6180e-003	4.1630e-003
tblVehicleEF	LHD2	8.0640e-003	9.4270e-003
tblVehicleEF	LHD2	0.12	0.14
tblVehicleEF	LHD2	0.50	0.56
tblVehicleEF	LHD2	1.19	0.60
tblVehicleEF	LHD2	14.27	14.55
tblVehicleEF	LHD2	608.52	648.96

Merrill Commerce Center (Phase A Construction - Unmitigated) - San Bernardino-South Coast County, Annual

tblVehicleEF	LHD2	24.46	7.77
tblVehicleEF	LHD2	0.11	0.11
tblVehicleEF	LHD2	1.46	1.62
tblVehicleEF	LHD2	1.2830e-003	1.4030e-003
tblVehicleEF	LHD2	0.01	0.01
tblVehicleEF	LHD2	0.01	0.01
tblVehicleEF	LHD2	4.0000e-004	1.2600e-004
tblVehicleEF	LHD2	1.2280e-003	1.3430e-003
tblVehicleEF	LHD2	2.6860e-003	2.6930e-003
tblVehicleEF	LHD2	0.01	0.01
tblVehicleEF	LHD2	3.6800e-004	1.1600e-004
tblVehicleEF	LHD2	1.3460e-003	1.6400e-003
tblVehicleEF	LHD2	0.04	0.05
tblVehicleEF	LHD2	0.01	0.02
tblVehicleEF	LHD2	6.8700e-004	7.8100e-004
tblVehicleEF	LHD2	0.06	0.06
tblVehicleEF	LHD2	0.10	0.31
tblVehicleEF	LHD2	0.11	0.05
tblVehicleEF	LHD2	5.9200e-003	6.2610e-003
tblVehicleEF	LHD2	2.6600e-004	7.7000e-005
tblVehicleEF	LHD2	1.3460e-003	1.6400e-003
tblVehicleEF	LHD2	0.04	0.05
tblVehicleEF	LHD2	0.02	0.02
tblVehicleEF	LHD2	6.8700e-004	7.8100e-004
tblVehicleEF	LHD2	0.07	0.07
tblVehicleEF	LHD2	0.10	0.31
tblVehicleEF	LHD2	0.12	0.05

Merrill Commerce Center (Phase A Construction - Unmitigated) - San Bernardino-South Coast County, Annual

tblVehicleEF	MCY	0.43	0.33
tblVehicleEF	MCY	0.16	0.25
tblVehicleEF	MCY	20.55	20.74
tblVehicleEF	MCY	9.93	8.78
tblVehicleEF	MCY	167.73	210.98
tblVehicleEF	MCY	46.45	61.55
tblVehicleEF	MCY	1.16	1.17
tblVehicleEF	MCY	1.8610e-003	1.8280e-003
tblVehicleEF	MCY	3.6730e-003	3.0520e-003
tblVehicleEF	MCY	1.7420e-003	1.7110e-003
tblVehicleEF	MCY	3.4650e-003	2.8770e-003
tblVehicleEF	MCY	1.45	1.44
tblVehicleEF	MCY	0.84	0.84
tblVehicleEF	MCY	0.80	0.80
tblVehicleEF	MCY	2.23	2.23
tblVehicleEF	MCY	0.49	2.04
tblVehicleEF	MCY	2.16	1.90
tblVehicleEF	MCY	2.0770e-003	2.0880e-003
tblVehicleEF	MCY	6.9000e-004	6.0900e-004
tblVehicleEF	MCY	1.45	1.44
tblVehicleEF	MCY	0.84	0.84
tblVehicleEF	MCY	0.80	0.80
tblVehicleEF	MCY	2.74	2.74
tblVehicleEF	MCY	0.49	2.04
tblVehicleEF	MCY	2.35	2.07
tblVehicleEF	MCY	0.42	0.32
tblVehicleEF	MCY	0.14	0.22

Merrill Commcerce Center (Phase A Construction - Unmitigated) - San Bernardino-South Coast County, Annual

tblVehicleEF	MCY	20.68	20.87
tblVehicleEF	MCY	9.05	7.97
tblVehicleEF	MCY	167.73	210.98
tblVehicleEF	MCY	46.45	59.35
tblVehicleEF	MCY	0.99	0.99
tblVehicleEF	MCY	1.8610e-003	1.8280e-003
tblVehicleEF	MCY	3.6730e-003	3.0520e-003
tblVehicleEF	MCY	1.7420e-003	1.7110e-003
tblVehicleEF	MCY	3.4650e-003	2.8770e-003
tblVehicleEF	MCY	3.14	3.14
tblVehicleEF	MCY	1.27	1.28
tblVehicleEF	MCY	2.13	2.12
tblVehicleEF	MCY	2.17	2.17
tblVehicleEF	MCY	0.49	2.03
tblVehicleEF	MCY	1.86	1.63
tblVehicleEF	MCY	2.0770e-003	2.0880e-003
tblVehicleEF	MCY	6.6700e-004	5.8700e-004
tblVehicleEF	MCY	3.14	3.14
tblVehicleEF	MCY	1.27	1.28
tblVehicleEF	MCY	2.13	2.12
tblVehicleEF	MCY	2.67	2.67
tblVehicleEF	MCY	0.49	2.03
tblVehicleEF	MCY	2.02	1.77
tblVehicleEF	MCY	0.42	0.32
tblVehicleEF	MCY	0.15	0.24
tblVehicleEF	MCY	19.63	19.79
tblVehicleEF	MCY	9.55	8.43

Merrill Commerce Center (Phase A Construction - Unmitigated) - San Bernardino-South Coast County, Annual

tblVehicleEF	MCY	167.73	209.35
tblVehicleEF	MCY	46.45	60.75
tblVehicleEF	MCY	1.12	1.12
tblVehicleEF	MCY	1.8610e-003	1.8280e-003
tblVehicleEF	MCY	3.6730e-003	3.0520e-003
tblVehicleEF	MCY	1.7420e-003	1.7110e-003
tblVehicleEF	MCY	3.4650e-003	2.8770e-003
tblVehicleEF	MCY	1.71	1.70
tblVehicleEF	MCY	1.13	1.12
tblVehicleEF	MCY	0.72	0.71
tblVehicleEF	MCY	2.19	2.20
tblVehicleEF	MCY	0.56	2.32
tblVehicleEF	MCY	2.08	1.83
tblVehicleEF	MCY	2.0610e-003	2.0720e-003
tblVehicleEF	MCY	6.8200e-004	6.0100e-004
tblVehicleEF	MCY	1.71	1.70
tblVehicleEF	MCY	1.13	1.12
tblVehicleEF	MCY	0.72	0.71
tblVehicleEF	MCY	2.69	2.69
tblVehicleEF	MCY	0.56	2.32
tblVehicleEF	MCY	2.27	1.99
tblVehicleEF	MDV	0.01	5.5560e-003
tblVehicleEF	MDV	0.02	0.09
tblVehicleEF	MDV	1.35	1.14
tblVehicleEF	MDV	3.25	3.33
tblVehicleEF	MDV	483.94	412.02
tblVehicleEF	MDV	107.92	87.05

Merrill Commcerce Center (Phase A Construction - Unmitigated) - San Bernardino-South Coast County, Annual

tblVehicleEF	MDV	0.17	0.12
tblVehicleEF	MDV	1.8260e-003	1.6290e-003
tblVehicleEF	MDV	2.5170e-003	2.0560e-003
tblVehicleEF	MDV	1.6830e-003	1.5030e-003
tblVehicleEF	MDV	2.3150e-003	1.8910e-003
tblVehicleEF	MDV	0.10	0.12
tblVehicleEF	MDV	0.20	0.17
tblVehicleEF	MDV	0.08	0.10
tblVehicleEF	MDV	0.03	0.02
tblVehicleEF	MDV	0.11	0.52
tblVehicleEF	MDV	0.25	0.45
tblVehicleEF	MDV	4.8500e-003	4.0740e-003
tblVehicleEF	MDV	1.1370e-003	8.6100e-004
tblVehicleEF	MDV	0.10	0.12
tblVehicleEF	MDV	0.20	0.17
tblVehicleEF	MDV	0.08	0.10
tblVehicleEF	MDV	0.05	0.03
tblVehicleEF	MDV	0.11	0.52
tblVehicleEF	MDV	0.28	0.50
tblVehicleEF	MDV	0.01	6.3580e-003
tblVehicleEF	MDV	0.02	0.08
tblVehicleEF	MDV	1.64	1.38
tblVehicleEF	MDV	2.69	2.75
tblVehicleEF	MDV	526.85	437.99
tblVehicleEF	MDV	107.92	85.88
tblVehicleEF	MDV	0.16	0.11
tblVehicleEF	MDV	1.8260e-003	1.6290e-003

Merrill Commcerce Center (Phase A Construction - Unmitigated) - San Bernardino-South Coast County, Annual

tblVehicleEF	MDV	2.5170e-003	2.0560e-003
tblVehicleEF	MDV	1.6830e-003	1.5030e-003
tblVehicleEF	MDV	2.3150e-003	1.8910e-003
tblVehicleEF	MDV	0.20	0.24
tblVehicleEF	MDV	0.23	0.20
tblVehicleEF	MDV	0.17	0.21
tblVehicleEF	MDV	0.04	0.03
tblVehicleEF	MDV	0.11	0.52
tblVehicleEF	MDV	0.21	0.38
tblVehicleEF	MDV	5.2830e-003	4.3310e-003
tblVehicleEF	MDV	1.1260e-003	8.5000e-004
tblVehicleEF	MDV	0.20	0.24
tblVehicleEF	MDV	0.23	0.20
tblVehicleEF	MDV	0.17	0.21
tblVehicleEF	MDV	0.05	0.04
tblVehicleEF	MDV	0.11	0.52
tblVehicleEF	MDV	0.23	0.42
tblVehicleEF	MDV	0.01	5.4100e-003
tblVehicleEF	MDV	0.02	0.09
tblVehicleEF	MDV	1.28	1.08
tblVehicleEF	MDV	3.20	3.28
tblVehicleEF	MDV	473.93	405.86
tblVehicleEF	MDV	107.92	86.95
tblVehicleEF	MDV	0.16	0.11
tblVehicleEF	MDV	1.8260e-003	1.6290e-003
tblVehicleEF	MDV	2.5170e-003	2.0560e-003
tblVehicleEF	MDV	1.6830e-003	1.5030e-003

Merrill Commcerce Center (Phase A Construction - Unmitigated) - San Bernardino-South Coast County, Annual

tblVehicleEF	MDV	2.3150e-003	1.8910e-003
tblVehicleEF	MDV	0.10	0.11
tblVehicleEF	MDV	0.22	0.19
tblVehicleEF	MDV	0.08	0.10
tblVehicleEF	MDV	0.03	0.02
tblVehicleEF	MDV	0.13	0.60
tblVehicleEF	MDV	0.25	0.45
tblVehicleEF	MDV	4.7490e-003	4.0130e-003
tblVehicleEF	MDV	1.1360e-003	8.6000e-004
tblVehicleEF	MDV	0.10	0.11
tblVehicleEF	MDV	0.22	0.19
tblVehicleEF	MDV	0.08	0.10
tblVehicleEF	MDV	0.04	0.03
tblVehicleEF	MDV	0.13	0.60
tblVehicleEF	MDV	0.27	0.49
tblVehicleEF	MH	0.04	3.7970e-003
tblVehicleEF	MH	0.03	0.00
tblVehicleEF	MH	3.07	0.36
tblVehicleEF	MH	6.43	0.00
tblVehicleEF	MH	1,045.05	951.23
tblVehicleEF	MH	59.49	0.00
tblVehicleEF	MH	1.54	4.54
tblVehicleEF	MH	0.01	0.02
tblVehicleEF	MH	0.04	0.14
tblVehicleEF	MH	1.1740e-003	0.00
tblVehicleEF	MH	3.2230e-003	4.0000e-003
tblVehicleEF	MH	0.04	0.14

Merrill Commcerce Center (Phase A Construction - Unmitigated) - San Bernardino-South Coast County, Annual

tblVehicleEF	MH	1.0790e-003	0.00
tblVehicleEF	MH	1.47	0.00
tblVehicleEF	MH	0.09	0.00
tblVehicleEF	MH	0.51	0.00
tblVehicleEF	MH	0.10	0.08
tblVehicleEF	MH	0.03	0.00
tblVehicleEF	MH	0.37	0.00
tblVehicleEF	MH	0.01	8.9930e-003
tblVehicleEF	MH	7.0700e-004	0.00
tblVehicleEF	MH	1.47	0.00
tblVehicleEF	MH	0.09	0.00
tblVehicleEF	MH	0.51	0.00
tblVehicleEF	MH	0.14	0.09
tblVehicleEF	MH	0.03	0.00
tblVehicleEF	MH	0.40	0.00
tblVehicleEF	MH	0.04	3.7970e-003
tblVehicleEF	MH	0.03	0.00
tblVehicleEF	MH	3.19	0.36
tblVehicleEF	MH	5.84	0.00
tblVehicleEF	MH	1,045.05	951.23
tblVehicleEF	MH	59.49	0.00
tblVehicleEF	MH	1.41	4.26
tblVehicleEF	MH	0.01	0.02
tblVehicleEF	MH	0.04	0.14
tblVehicleEF	MH	1.1740e-003	0.00
tblVehicleEF	MH	3.2230e-003	4.0000e-003
tblVehicleEF	MH	0.04	0.14

Merrill Commcerce Center (Phase A Construction - Unmitigated) - San Bernardino-South Coast County, Annual

tblVehicleEF	MH	1.0790e-003	0.00
tblVehicleEF	MH	2.91	0.00
tblVehicleEF	MH	0.11	0.00
tblVehicleEF	MH	1.21	0.00
tblVehicleEF	MH	0.11	0.08
tblVehicleEF	MH	0.03	0.00
tblVehicleEF	MH	0.34	0.00
tblVehicleEF	MH	0.01	8.9930e-003
tblVehicleEF	MH	6.9700e-004	0.00
tblVehicleEF	MH	2.91	0.00
tblVehicleEF	MH	0.11	0.00
tblVehicleEF	MH	1.21	0.00
tblVehicleEF	MH	0.15	0.09
tblVehicleEF	MH	0.03	0.00
tblVehicleEF	MH	0.38	0.00
tblVehicleEF	MH	0.04	3.7970e-003
tblVehicleEF	MH	0.03	0.00
tblVehicleEF	MH	3.08	0.36
tblVehicleEF	MH	6.36	0.00
tblVehicleEF	MH	1,045.05	951.23
tblVehicleEF	MH	59.49	0.00
tblVehicleEF	MH	1.51	4.46
tblVehicleEF	MH	0.01	0.02
tblVehicleEF	MH	0.04	0.14
tblVehicleEF	MH	1.1740e-003	0.00
tblVehicleEF	MH	3.2230e-003	4.0000e-003
tblVehicleEF	MH	0.04	0.14

Merrill Commcerce Center (Phase A Construction - Unmitigated) - San Bernardino-South Coast County, Annual

tblVehicleEF	MH	1.0790e-003	0.00
tblVehicleEF	MH	1.75	0.00
tblVehicleEF	MH	0.11	0.00
tblVehicleEF	MH	0.53	0.00
tblVehicleEF	MH	0.10	0.08
tblVehicleEF	MH	0.03	0.00
tblVehicleEF	MH	0.37	0.00
tblVehicleEF	MH	0.01	8.9930e-003
tblVehicleEF	MH	7.0600e-004	0.00
tblVehicleEF	MH	1.75	0.00
tblVehicleEF	MH	0.11	0.00
tblVehicleEF	MH	0.53	0.00
tblVehicleEF	MH	0.15	0.09
tblVehicleEF	MH	0.03	0.00
tblVehicleEF	MH	0.40	0.00
tblVehicleEF	MHD	0.02	3.1740e-003
tblVehicleEF	MHD	3.5160e-003	3.4880e-003
tblVehicleEF	MHD	0.05	8.5120e-003
tblVehicleEF	MHD	0.32	0.34
tblVehicleEF	MHD	0.27	0.35
tblVehicleEF	MHD	5.32	0.97
tblVehicleEF	MHD	156.91	69.07
tblVehicleEF	MHD	1,101.52	999.60
tblVehicleEF	MHD	52.43	8.24
tblVehicleEF	MHD	0.60	0.51
tblVehicleEF	MHD	0.99	1.54
tblVehicleEF	MHD	3.8600e-004	1.1810e-003

Merrill Commcerce Center (Phase A Construction - Unmitigated) - San Bernardino-South Coast County, Annual

tblVehicleEF	MHD	5.0030e-003	0.03
tblVehicleEF	MHD	7.6400e-004	1.0000e-004
tblVehicleEF	MHD	3.6900e-004	1.1300e-003
tblVehicleEF	MHD	4.7830e-003	0.03
tblVehicleEF	MHD	7.0300e-004	9.2000e-005
tblVehicleEF	MHD	1.2800e-003	5.9300e-004
tblVehicleEF	MHD	0.04	0.02
tblVehicleEF	MHD	0.02	0.02
tblVehicleEF	MHD	6.5100e-004	3.0000e-004
tblVehicleEF	MHD	0.04	0.05
tblVehicleEF	MHD	0.02	0.11
tblVehicleEF	MHD	0.32	0.04
tblVehicleEF	MHD	1.5080e-003	6.5500e-004
tblVehicleEF	MHD	0.01	9.5250e-003
tblVehicleEF	MHD	6.1700e-004	8.2000e-005
tblVehicleEF	MHD	1.2800e-003	5.9300e-004
tblVehicleEF	MHD	0.04	0.02
tblVehicleEF	MHD	0.03	0.02
tblVehicleEF	MHD	6.5100e-004	3.0000e-004
tblVehicleEF	MHD	0.04	0.06
tblVehicleEF	MHD	0.02	0.11
tblVehicleEF	MHD	0.35	0.05
tblVehicleEF	MHD	0.02	3.0170e-003
tblVehicleEF	MHD	3.5800e-003	3.5290e-003
tblVehicleEF	MHD	0.05	8.1180e-003
tblVehicleEF	MHD	0.24	0.28
tblVehicleEF	MHD	0.28	0.36

Merrill Commcerce Center (Phase A Construction - Unmitigated) - San Bernardino-South Coast County, Annual

tblVehicleEF	MHD	4.97	0.91
tblVehicleEF	MHD	166.20	69.79
tblVehicleEF	MHD	1,101.52	999.60
tblVehicleEF	MHD	52.43	8.13
tblVehicleEF	MHD	0.62	0.51
tblVehicleEF	MHD	0.92	1.44
tblVehicleEF	MHD	3.2500e-004	9.9900e-004
tblVehicleEF	MHD	5.0030e-003	0.03
tblVehicleEF	MHD	7.6400e-004	1.0000e-004
tblVehicleEF	MHD	3.1100e-004	9.5500e-004
tblVehicleEF	MHD	4.7830e-003	0.03
tblVehicleEF	MHD	7.0300e-004	9.2000e-005
tblVehicleEF	MHD	2.5300e-003	1.1740e-003
tblVehicleEF	MHD	0.05	0.02
tblVehicleEF	MHD	0.02	0.02
tblVehicleEF	MHD	1.5010e-003	6.9400e-004
tblVehicleEF	MHD	0.04	0.05
tblVehicleEF	MHD	0.02	0.11
tblVehicleEF	MHD	0.30	0.04
tblVehicleEF	MHD	1.5950e-003	6.6200e-004
tblVehicleEF	MHD	0.01	9.5250e-003
tblVehicleEF	MHD	6.1100e-004	8.1000e-005
tblVehicleEF	MHD	2.5300e-003	1.1740e-003
tblVehicleEF	MHD	0.05	0.02
tblVehicleEF	MHD	0.03	0.02
tblVehicleEF	MHD	1.5010e-003	6.9400e-004
tblVehicleEF	MHD	0.04	0.06

Merrill Commcerce Center (Phase A Construction - Unmitigated) - San Bernardino-South Coast County, Annual

tblVehicleEF	MHD	0.02	0.11
tblVehicleEF	MHD	0.33	0.05
tblVehicleEF	MHD	0.02	3.4070e-003
tblVehicleEF	MHD	3.5220e-003	3.4910e-003
tblVehicleEF	MHD	0.05	8.4150e-003
tblVehicleEF	MHD	0.45	0.41
tblVehicleEF	MHD	0.27	0.35
tblVehicleEF	MHD	5.23	0.96
tblVehicleEF	MHD	144.06	68.08
tblVehicleEF	MHD	1,101.52	999.60
tblVehicleEF	MHD	52.43	8.22
tblVehicleEF	MHD	0.57	0.51
tblVehicleEF	MHD	0.97	1.51
tblVehicleEF	MHD	4.7000e-004	1.4340e-003
tblVehicleEF	MHD	5.0030e-003	0.03
tblVehicleEF	MHD	7.6400e-004	1.0000e-004
tblVehicleEF	MHD	4.4900e-004	1.3720e-003
tblVehicleEF	MHD	4.7830e-003	0.03
tblVehicleEF	MHD	7.0300e-004	9.2000e-005
tblVehicleEF	MHD	1.3890e-003	6.4600e-004
tblVehicleEF	MHD	0.05	0.02
tblVehicleEF	MHD	0.03	0.02
tblVehicleEF	MHD	6.4000e-004	2.9500e-004
tblVehicleEF	MHD	0.04	0.05
tblVehicleEF	MHD	0.02	0.12
tblVehicleEF	MHD	0.32	0.04
tblVehicleEF	MHD	1.3860e-003	6.4600e-004

Merrill Commcerce Center (Phase A Construction - Unmitigated) - San Bernardino-South Coast County, Annual

tblVehicleEF	MHD	0.01	9.5250e-003
tblVehicleEF	MHD	6.1600e-004	8.1000e-005
tblVehicleEF	MHD	1.3890e-003	6.4600e-004
tblVehicleEF	MHD	0.05	0.02
tblVehicleEF	MHD	0.04	0.02
tblVehicleEF	MHD	6.4000e-004	2.9500e-004
tblVehicleEF	MHD	0.04	0.06
tblVehicleEF	MHD	0.02	0.12
tblVehicleEF	MHD	0.35	0.05
tblVehicleEF	OBUS	0.01	9.1480e-003
tblVehicleEF	OBUS	9.9110e-003	8.5440e-003
tblVehicleEF	OBUS	0.03	0.03
tblVehicleEF	OBUS	0.26	0.48
tblVehicleEF	OBUS	0.63	0.98
tblVehicleEF	OBUS	6.27	2.73
tblVehicleEF	OBUS	70.35	66.56
tblVehicleEF	OBUS	1,121.50	1,475.42
tblVehicleEF	OBUS	70.70	21.88
tblVehicleEF	OBUS	0.28	0.29
tblVehicleEF	OBUS	0.97	1.13
tblVehicleEF	OBUS	6.4000e-005	5.0000e-004
tblVehicleEF	OBUS	4.6440e-003	0.01
tblVehicleEF	OBUS	9.2900e-004	2.3000e-004
tblVehicleEF	OBUS	6.1000e-005	4.7800e-004
tblVehicleEF	OBUS	4.4220e-003	0.01
tblVehicleEF	OBUS	8.5400e-004	2.1200e-004
tblVehicleEF	OBUS	2.1800e-003	2.7870e-003

Merrill Commcerce Center (Phase A Construction - Unmitigated) - San Bernardino-South Coast County, Annual

tblVehicleEF	OBUS	0.02	0.03
tblVehicleEF	OBUS	0.04	0.05
tblVehicleEF	OBUS	9.3100e-004	1.1430e-003
tblVehicleEF	OBUS	0.04	0.06
tblVehicleEF	OBUS	0.05	0.31
tblVehicleEF	OBUS	0.38	0.13
tblVehicleEF	OBUS	6.8400e-004	6.3600e-004
tblVehicleEF	OBUS	0.01	0.01
tblVehicleEF	OBUS	8.1700e-004	2.1700e-004
tblVehicleEF	OBUS	2.1800e-003	2.7870e-003
tblVehicleEF	OBUS	0.02	0.03
tblVehicleEF	OBUS	0.05	0.07
tblVehicleEF	OBUS	9.3100e-004	1.1430e-003
tblVehicleEF	OBUS	0.06	0.07
tblVehicleEF	OBUS	0.05	0.31
tblVehicleEF	OBUS	0.42	0.14
tblVehicleEF	OBUS	0.01	9.2020e-003
tblVehicleEF	OBUS	0.01	8.7760e-003
tblVehicleEF	OBUS	0.03	0.02
tblVehicleEF	OBUS	0.26	0.47
tblVehicleEF	OBUS	0.65	1.01
tblVehicleEF	OBUS	5.74	2.51
tblVehicleEF	OBUS	73.50	66.43
tblVehicleEF	OBUS	1,121.50	1,475.46
tblVehicleEF	OBUS	70.70	21.50
tblVehicleEF	OBUS	0.29	0.28
tblVehicleEF	OBUS	0.90	1.04

Merrill Commcerce Center (Phase A Construction - Unmitigated) - San Bernardino-South Coast County, Annual

tblVehicleEF	OBUS	5.4000e-005	4.2500e-004
tblVehicleEF	OBUS	4.6440e-003	0.01
tblVehicleEF	OBUS	9.2900e-004	2.3000e-004
tblVehicleEF	OBUS	5.1000e-005	4.0700e-004
tblVehicleEF	OBUS	4.4220e-003	0.01
tblVehicleEF	OBUS	8.5400e-004	2.1200e-004
tblVehicleEF	OBUS	4.2350e-003	5.4310e-003
tblVehicleEF	OBUS	0.02	0.03
tblVehicleEF	OBUS	0.03	0.05
tblVehicleEF	OBUS	2.1330e-003	2.6360e-003
tblVehicleEF	OBUS	0.05	0.06
tblVehicleEF	OBUS	0.05	0.31
tblVehicleEF	OBUS	0.36	0.12
tblVehicleEF	OBUS	7.1400e-004	6.3500e-004
tblVehicleEF	OBUS	0.01	0.01
tblVehicleEF	OBUS	8.0800e-004	2.1300e-004
tblVehicleEF	OBUS	4.2350e-003	5.4310e-003
tblVehicleEF	OBUS	0.02	0.03
tblVehicleEF	OBUS	0.05	0.07
tblVehicleEF	OBUS	2.1330e-003	2.6360e-003
tblVehicleEF	OBUS	0.06	0.08
tblVehicleEF	OBUS	0.05	0.31
tblVehicleEF	OBUS	0.40	0.14
tblVehicleEF	OBUS	0.01	9.1130e-003
tblVehicleEF	OBUS	9.9380e-003	8.5700e-003
tblVehicleEF	OBUS	0.03	0.03
tblVehicleEF	OBUS	0.28	0.49

Merrill Commcerce Center (Phase A Construction - Unmitigated) - San Bernardino-South Coast County, Annual

tblVehicleEF	OBUS	0.63	0.99
tblVehicleEF	OBUS	6.22	2.71
tblVehicleEF	OBUS	66.00	66.75
tblVehicleEF	OBUS	1,121.50	1,475.42
tblVehicleEF	OBUS	70.70	21.85
tblVehicleEF	OBUS	0.27	0.30
tblVehicleEF	OBUS	0.96	1.11
tblVehicleEF	OBUS	7.7000e-005	6.0400e-004
tblVehicleEF	OBUS	4.6440e-003	0.01
tblVehicleEF	OBUS	9.2900e-004	2.3000e-004
tblVehicleEF	OBUS	7.4000e-005	5.7800e-004
tblVehicleEF	OBUS	4.4220e-003	0.01
tblVehicleEF	OBUS	8.5400e-004	2.1200e-004
tblVehicleEF	OBUS	2.3200e-003	3.0070e-003
tblVehicleEF	OBUS	0.02	0.03
tblVehicleEF	OBUS	0.04	0.05
tblVehicleEF	OBUS	9.4100e-004	1.1540e-003
tblVehicleEF	OBUS	0.04	0.06
tblVehicleEF	OBUS	0.05	0.33
tblVehicleEF	OBUS	0.38	0.13
tblVehicleEF	OBUS	6.4200e-004	6.3800e-004
tblVehicleEF	OBUS	0.01	0.01
tblVehicleEF	OBUS	8.1600e-004	2.1600e-004
tblVehicleEF	OBUS	2.3200e-003	3.0070e-003
tblVehicleEF	OBUS	0.02	0.03
tblVehicleEF	OBUS	0.05	0.06
tblVehicleEF	OBUS	9.4100e-004	1.1540e-003

Merrill Commcerce Center (Phase A Construction - Unmitigated) - San Bernardino-South Coast County, Annual

tblVehicleEF	OBUS	0.06	0.08
tblVehicleEF	OBUS	0.05	0.33
tblVehicleEF	OBUS	0.42	0.14
tblVehicleEF	SBUS	0.84	0.04
tblVehicleEF	SBUS	0.01	6.8550e-003
tblVehicleEF	SBUS	0.07	4.0770e-003
tblVehicleEF	SBUS	5.71	1.90
tblVehicleEF	SBUS	0.65	0.58
tblVehicleEF	SBUS	5.33	0.55
tblVehicleEF	SBUS	1,258.13	336.22
tblVehicleEF	SBUS	1,136.31	1,128.72
tblVehicleEF	SBUS	37.11	3.21
tblVehicleEF	SBUS	11.70	3.35
tblVehicleEF	SBUS	4.77	5.07
tblVehicleEF	SBUS	0.01	4.0350e-003
tblVehicleEF	SBUS	0.01	0.01
tblVehicleEF	SBUS	0.03	0.03
tblVehicleEF	SBUS	5.1700e-004	3.0000e-005
tblVehicleEF	SBUS	0.01	3.8600e-003
tblVehicleEF	SBUS	2.7560e-003	2.7660e-003
tblVehicleEF	SBUS	0.03	0.03
tblVehicleEF	SBUS	4.7500e-004	2.8000e-005
tblVehicleEF	SBUS	2.9260e-003	7.3800e-004
tblVehicleEF	SBUS	0.02	5.5390e-003
tblVehicleEF	SBUS	0.68	0.20
tblVehicleEF	SBUS	1.3050e-003	3.4800e-004
tblVehicleEF	SBUS	0.11	0.10

Merrill Commcerce Center (Phase A Construction - Unmitigated) - San Bernardino-South Coast County, Annual

tblVehicleEF	SBUS	9.3510e-003	0.04
tblVehicleEF	SBUS	0.27	0.02
tblVehicleEF	SBUS	0.01	3.1960e-003
tblVehicleEF	SBUS	0.01	0.01
tblVehicleEF	SBUS	4.6300e-004	3.2000e-005
tblVehicleEF	SBUS	2.9260e-003	7.3800e-004
tblVehicleEF	SBUS	0.02	5.5390e-003
tblVehicleEF	SBUS	0.97	0.28
tblVehicleEF	SBUS	1.3050e-003	3.4800e-004
tblVehicleEF	SBUS	0.13	0.11
tblVehicleEF	SBUS	9.3510e-003	0.04
tblVehicleEF	SBUS	0.30	0.03
tblVehicleEF	SBUS	0.84	0.04
tblVehicleEF	SBUS	0.01	6.9390e-003
tblVehicleEF	SBUS	0.06	3.3780e-003
tblVehicleEF	SBUS	5.56	1.86
tblVehicleEF	SBUS	0.66	0.59
tblVehicleEF	SBUS	3.65	0.39
tblVehicleEF	SBUS	1,322.00	344.13
tblVehicleEF	SBUS	1,136.31	1,128.74
tblVehicleEF	SBUS	37.11	2.94
tblVehicleEF	SBUS	12.08	3.42
tblVehicleEF	SBUS	4.47	4.75
tblVehicleEF	SBUS	0.01	3.4090e-003
tblVehicleEF	SBUS	0.01	0.01
tblVehicleEF	SBUS	0.03	0.03
tblVehicleEF	SBUS	5.1700e-004	3.0000e-005

Merrill Commcerce Center (Phase A Construction - Unmitigated) - San Bernardino-South Coast County, Annual

tblVehicleEF	SBUS	9.6490e-003	3.2620e-003
tblVehicleEF	SBUS	2.7560e-003	2.7660e-003
tblVehicleEF	SBUS	0.03	0.03
tblVehicleEF	SBUS	4.7500e-004	2.8000e-005
tblVehicleEF	SBUS	5.6170e-003	1.3280e-003
tblVehicleEF	SBUS	0.02	5.8520e-003
tblVehicleEF	SBUS	0.67	0.20
tblVehicleEF	SBUS	2.8800e-003	6.7400e-004
tblVehicleEF	SBUS	0.11	0.10
tblVehicleEF	SBUS	8.5310e-003	0.03
tblVehicleEF	SBUS	0.22	0.02
tblVehicleEF	SBUS	0.01	3.2700e-003
tblVehicleEF	SBUS	0.01	0.01
tblVehicleEF	SBUS	4.3500e-004	2.9000e-005
tblVehicleEF	SBUS	5.6170e-003	1.3280e-003
tblVehicleEF	SBUS	0.02	5.8520e-003
tblVehicleEF	SBUS	0.97	0.28
tblVehicleEF	SBUS	2.8800e-003	6.7400e-004
tblVehicleEF	SBUS	0.13	0.12
tblVehicleEF	SBUS	8.5310e-003	0.03
tblVehicleEF	SBUS	0.24	0.02
tblVehicleEF	SBUS	0.84	0.04
tblVehicleEF	SBUS	0.01	6.8510e-003
tblVehicleEF	SBUS	0.07	4.1760e-003
tblVehicleEF	SBUS	5.91	1.95
tblVehicleEF	SBUS	0.65	0.58
tblVehicleEF	SBUS	5.37	0.57

Merrill Commcerce Center (Phase A Construction - Unmitigated) - San Bernardino-South Coast County, Annual

tblVehicleEF	SBUS	1,169.92	325.30
tblVehicleEF	SBUS	1,136.31	1,128.72
tblVehicleEF	SBUS	37.11	3.24
tblVehicleEF	SBUS	11.19	3.26
tblVehicleEF	SBUS	4.69	4.99
tblVehicleEF	SBUS	0.01	4.8980e-003
tblVehicleEF	SBUS	0.01	0.01
tblVehicleEF	SBUS	0.03	0.03
tblVehicleEF	SBUS	5.1700e-004	3.0000e-005
tblVehicleEF	SBUS	0.01	4.6860e-003
tblVehicleEF	SBUS	2.7560e-003	2.7660e-003
tblVehicleEF	SBUS	0.03	0.03
tblVehicleEF	SBUS	4.7500e-004	2.8000e-005
tblVehicleEF	SBUS	2.9580e-003	7.2600e-004
tblVehicleEF	SBUS	0.02	5.8800e-003
tblVehicleEF	SBUS	0.68	0.20
tblVehicleEF	SBUS	1.2820e-003	3.5300e-004
tblVehicleEF	SBUS	0.11	0.10
tblVehicleEF	SBUS	0.01	0.05
tblVehicleEF	SBUS	0.28	0.02
tblVehicleEF	SBUS	0.01	3.0930e-003
tblVehicleEF	SBUS	0.01	0.01
tblVehicleEF	SBUS	4.6400e-004	3.2000e-005
tblVehicleEF	SBUS	2.9580e-003	7.2600e-004
tblVehicleEF	SBUS	0.02	5.8800e-003
tblVehicleEF	SBUS	0.98	0.28
tblVehicleEF	SBUS	1.2820e-003	3.5300e-004

Merrill Commcerce Center (Phase A Construction - Unmitigated) - San Bernardino-South Coast County, Annual

tblVehicleEF	SBUS	0.13	0.11
tblVehicleEF	SBUS	0.01	0.05
tblVehicleEF	SBUS	0.31	0.03
tblVehicleEF	UBUS	1.83	4.19
tblVehicleEF	UBUS	0.08	0.02
tblVehicleEF	UBUS	9.26	32.67
tblVehicleEF	UBUS	14.34	1.43
tblVehicleEF	UBUS	1,846.39	1,724.94
tblVehicleEF	UBUS	136.37	16.90
tblVehicleEF	UBUS	5.87	0.37
tblVehicleEF	UBUS	0.52	0.08
tblVehicleEF	UBUS	0.01	0.03
tblVehicleEF	UBUS	0.07	2.6830e-003
tblVehicleEF	UBUS	1.4030e-003	1.8900e-004
tblVehicleEF	UBUS	0.22	0.03
tblVehicleEF	UBUS	3.0000e-003	6.3130e-003
tblVehicleEF	UBUS	0.06	2.5510e-003
tblVehicleEF	UBUS	1.2900e-003	1.7400e-004
tblVehicleEF	UBUS	8.0860e-003	1.5320e-003
tblVehicleEF	UBUS	0.11	8.4710e-003
tblVehicleEF	UBUS	3.9450e-003	6.5200e-004
tblVehicleEF	UBUS	0.61	0.06
tblVehicleEF	UBUS	0.02	0.04
tblVehicleEF	UBUS	1.15	0.06
tblVehicleEF	UBUS	0.01	3.8820e-003
tblVehicleEF	UBUS	1.6240e-003	1.6700e-004
tblVehicleEF	UBUS	8.0860e-003	1.5320e-003

Merrill Commcerce Center (Phase A Construction - Unmitigated) - San Bernardino-South Coast County, Annual

tblVehicleEF	UBUS	0.11	8.4710e-003
tblVehicleEF	UBUS	3.9450e-003	6.5200e-004
tblVehicleEF	UBUS	2.50	4.28
tblVehicleEF	UBUS	0.02	0.04
tblVehicleEF	UBUS	1.25	0.07
tblVehicleEF	UBUS	1.83	4.19
tblVehicleEF	UBUS	0.08	0.01
tblVehicleEF	UBUS	9.36	32.67
tblVehicleEF	UBUS	11.74	1.17
tblVehicleEF	UBUS	1,846.39	1,724.94
tblVehicleEF	UBUS	136.37	16.47
tblVehicleEF	UBUS	5.45	0.37
tblVehicleEF	UBUS	0.52	0.08
tblVehicleEF	UBUS	0.01	0.03
tblVehicleEF	UBUS	0.07	2.6830e-003
tblVehicleEF	UBUS	1.4030e-003	1.8900e-004
tblVehicleEF	UBUS	0.22	0.03
tblVehicleEF	UBUS	3.0000e-003	6.3130e-003
tblVehicleEF	UBUS	0.06	2.5510e-003
tblVehicleEF	UBUS	1.2900e-003	1.7400e-004
tblVehicleEF	UBUS	0.02	2.9020e-003
tblVehicleEF	UBUS	0.14	0.01
tblVehicleEF	UBUS	9.3320e-003	1.4770e-003
tblVehicleEF	UBUS	0.62	0.06
tblVehicleEF	UBUS	0.02	0.04
tblVehicleEF	UBUS	1.02	0.06
tblVehicleEF	UBUS	0.01	3.8820e-003

Merrill Commcerce Center (Phase A Construction - Unmitigated) - San Bernardino-South Coast County, Annual

tblVehicleEF	UBUS	1.5790e-003	1.6300e-004
tblVehicleEF	UBUS	0.02	2.9020e-003
tblVehicleEF	UBUS	0.14	0.01
tblVehicleEF	UBUS	9.3320e-003	1.4770e-003
tblVehicleEF	UBUS	2.52	4.28
tblVehicleEF	UBUS	0.02	0.04
tblVehicleEF	UBUS	1.12	0.06
tblVehicleEF	UBUS	1.83	4.19
tblVehicleEF	UBUS	0.08	0.02
tblVehicleEF	UBUS	9.27	32.67
tblVehicleEF	UBUS	13.86	1.39
tblVehicleEF	UBUS	1,846.39	1,724.94
tblVehicleEF	UBUS	136.37	16.85
tblVehicleEF	UBUS	5.76	0.37
tblVehicleEF	UBUS	0.52	0.08
tblVehicleEF	UBUS	0.01	0.03
tblVehicleEF	UBUS	0.07	2.6830e-003
tblVehicleEF	UBUS	1.4030e-003	1.8900e-004
tblVehicleEF	UBUS	0.22	0.03
tblVehicleEF	UBUS	3.0000e-003	6.3130e-003
tblVehicleEF	UBUS	0.06	2.5510e-003
tblVehicleEF	UBUS	1.2900e-003	1.7400e-004
tblVehicleEF	UBUS	9.2250e-003	1.6220e-003
tblVehicleEF	UBUS	0.14	9.7130e-003
tblVehicleEF	UBUS	4.1190e-003	6.4800e-004
tblVehicleEF	UBUS	0.61	0.06
tblVehicleEF	UBUS	0.03	0.04

Merrill Commcerce Center (Phase A Construction - Unmitigated) - San Bernardino-South Coast County, Annual

tblVehicleEF	UBUS	1.13	0.06
tblVehicleEF	UBUS	0.01	3.8820e-003
tblVehicleEF	UBUS	1.6160e-003	1.6700e-004
tblVehicleEF	UBUS	9.2250e-003	1.6220e-003
tblVehicleEF	UBUS	0.14	9.7130e-003
tblVehicleEF	UBUS	4.1190e-003	6.4800e-004
tblVehicleEF	UBUS	2.50	4.28
tblVehicleEF	UBUS	0.03	0.04
tblVehicleEF	UBUS	1.24	0.07
tblVehicleTrips	CC_TL	8.40	0.00
tblVehicleTrips	CC_TL	8.40	0.00
tblVehicleTrips	CNW_TL	6.90	0.00
tblVehicleTrips	CNW_TL	6.90	0.00
tblVehicleTrips	CNW_TTP	41.00	0.00
tblVehicleTrips	CW_TL	16.60	0.00
tblVehicleTrips	CW_TL	16.60	0.00
tblVehicleTrips	CW_TTP	59.00	0.00
tblVehicleTrips	DV_TP	5.00	0.00
tblVehicleTrips	PB_TP	3.00	0.00
tblVehicleTrips	PR_TP	92.00	0.00
tblVehicleTrips	ST_TR	1.68	0.00
tblVehicleTrips	SU_TR	1.68	0.00
tblVehicleTrips	WD_TR	1.68	0.00
tblWater	IndoorWaterUseRate	504,125,000.00	0.00

2.0 Emissions Summary

Merrill Commerce Center (Phase A Construction - Unmitigated) - San Bernardino-South Coast County, Annual

2.1 Overall Construction**Unmitigated Construction**

	ROG	NOx	CO	SO2	Fugitive PM10	Exhaust PM10	PM10 Total	Fugitive PM2.5	Exhaust PM2.5	PM2.5 Total	Bio- CO2	NBio- CO2	Total CO2	CH4	N2O	CO2e
Year	tons/yr										MT/yr					
2020	0.3608	3.9525	1.9272	4.2400e-003	0.9849	0.1755	1.1603	0.3934	0.1619	0.5553	0.0000	372.4071	372.4071	0.1124	0.0000	375.2165
2021	1.0470	9.4259	7.2741	0.0276	1.7947	0.2335	2.0282	0.5055	0.2169	0.7224	0.0000	2,525.7753	2,525.7753	0.2609	0.0000	2,532.2977
2022	6.2762	9.7848	8.9331	0.0349	1.9360	0.2172	2.1532	0.5218	0.2028	0.7245	0.0000	3,206.1185	3,206.1185	0.2857	0.0000	3,213.2610
Maximum	6.2762	9.7848	8.9331	0.0349	1.9360	0.2335	2.1532	0.5218	0.2169	0.7245	0.0000	3,206.1185	3,206.1185	0.2857	0.0000	3,213.2610

Mitigated Construction

	ROG	NOx	CO	SO2	Fugitive PM10	Exhaust PM10	PM10 Total	Fugitive PM2.5	Exhaust PM2.5	PM2.5 Total	Bio- CO2	NBio- CO2	Total CO2	CH4	N2O	CO2e
Year	tons/yr										MT/yr					
2020	0.3608	3.9525	1.9272	4.2400e-003	0.3931	0.1755	0.5686	0.1558	0.1619	0.3177	0.0000	372.4067	372.4067	0.1124	0.0000	375.2160
2021	1.0470	9.4259	7.2741	0.0276	1.5441	0.2335	1.7776	0.4249	0.2169	0.6418	0.0000	2,525.7746	2,525.7746	0.2609	0.0000	2,532.2970
2022	6.2762	9.7848	8.9331	0.0349	1.9360	0.2172	2.1532	0.5218	0.2028	0.7245	0.0000	3,206.1178	3,206.1178	0.2857	0.0000	3,213.2603
Maximum	6.2762	9.7848	8.9331	0.0349	1.9360	0.2335	2.1532	0.5218	0.2169	0.7245	0.0000	3,206.1178	3,206.1178	0.2857	0.0000	3,213.2603

Merrill Commerce Center (Phase A Construction - Unmitigated) - San Bernardino-South Coast County, Annual

	ROG	NOx	CO	SO2	Fugitive PM10	Exhaust PM10	PM10 Total	Fugitive PM2.5	Exhaust PM2.5	PM2.5 Total	Bio- CO2	NBio-CO2	Total CO2	CH4	N2O	CO2e
Percent Reduction	0.00	0.00	0.00	0.00	17.86	0.00	15.77	22.40	0.00	15.89	0.00	0.00	0.00	0.00	0.00	0.00

Quarter	Start Date	End Date	Maximum Unmitigated ROG + NOX (tons/quarter)	Maximum Mitigated ROG + NOX (tons/quarter)
1	6-1-2020	8-31-2020	1.3241	1.3241
2	9-1-2020	11-30-2020	2.2392	2.2392
3	12-1-2020	2-28-2021	2.0322	2.0322
4	3-1-2021	5-31-2021	2.5454	2.5454
5	6-1-2021	8-31-2021	2.8365	2.8365
6	9-1-2021	11-30-2021	2.8019	2.8019
7	12-1-2021	2-28-2022	2.6144	2.6144
8	3-1-2022	5-31-2022	2.5938	2.5938
9	6-1-2022	8-31-2022	4.1464	4.1464
10	9-1-2022	9-30-2022	2.0093	2.0093
		Highest	4.1464	4.1464

Merrill Commerce Center (Phase A Construction - Unmitigated) - San Bernardino-South Coast County, Annual

2.2 Overall Operational**Unmitigated Operational**

	ROG	NOx	CO	SO2	Fugitive PM10	Exhaust PM10	PM10 Total	Fugitive PM2.5	Exhaust PM2.5	PM2.5 Total	Bio- CO2	NBio- CO2	Total CO2	CH4	N2O	CO2e
Category	tons/yr										MT/yr					
Area	8.9159	2.6000e-004	0.0280	0.0000		1.0000e-004	1.0000e-004		1.0000e-004	1.0000e-004	0.0000	0.0543	0.0543	1.4000e-004	0.0000	0.0579
Energy	0.0000	0.0000	0.0000	0.0000		0.0000	0.0000		0.0000	0.0000	0.0000	0.0000	0.0000	0.0000	0.0000	0.0000
Mobile	0.0000	0.0000	0.0000	0.0000	0.0000	0.0000	0.0000	0.0000	0.0000	0.0000	0.0000	0.0000	0.0000	0.0000	0.0000	0.0000
Waste						0.0000	0.0000		0.0000	0.0000	0.0000	0.0000	0.0000	0.0000	0.0000	0.0000
Water						0.0000	0.0000		0.0000	0.0000	0.0000	0.0000	0.0000	0.0000	0.0000	0.0000
Total	8.9159	2.6000e-004	0.0280	0.0000	0.0000	1.0000e-004	1.0000e-004	0.0000	1.0000e-004	1.0000e-004	0.0000	0.0543	0.0543	1.4000e-004	0.0000	0.0579

Merrill Commerce Center (Phase A Construction - Unmitigated) - San Bernardino-South Coast County, Annual

2.2 Overall Operational**Mitigated Operational**

	ROG	NOx	CO	SO2	Fugitive PM10	Exhaust PM10	PM10 Total	Fugitive PM2.5	Exhaust PM2.5	PM2.5 Total	Bio- CO2	NBio- CO2	Total CO2	CH4	N2O	CO2e
Category	tons/yr										MT/yr					
Area	8.9159	2.6000e-004	0.0280	0.0000		1.0000e-004	1.0000e-004		1.0000e-004	1.0000e-004	0.0000	0.0543	0.0543	1.4000e-004	0.0000	0.0579
Energy	0.0000	0.0000	0.0000	0.0000		0.0000	0.0000		0.0000	0.0000	0.0000	0.0000	0.0000	0.0000	0.0000	0.0000
Mobile	0.0000	0.0000	0.0000	0.0000	0.0000	0.0000	0.0000	0.0000	0.0000	0.0000	0.0000	0.0000	0.0000	0.0000	0.0000	0.0000
Waste						0.0000	0.0000		0.0000	0.0000	0.0000	0.0000	0.0000	0.0000	0.0000	0.0000
Water						0.0000	0.0000		0.0000	0.0000	0.0000	0.0000	0.0000	0.0000	0.0000	0.0000
Total	8.9159	2.6000e-004	0.0280	0.0000	0.0000	1.0000e-004	1.0000e-004	0.0000	1.0000e-004	1.0000e-004	0.0000	0.0543	0.0543	1.4000e-004	0.0000	0.0579

	ROG	NOx	CO	SO2	Fugitive PM10	Exhaust PM10	PM10 Total	Fugitive PM2.5	Exhaust PM2.5	PM2.5 Total	Bio- CO2	NBio-CO2	Total CO2	CH4	N2O	CO2e
Percent Reduction	0.00	0.00	0.00	0.00	0.00	0.00	0.00	0.00	0.00	0.00	0.00	0.00	0.00	0.00	0.00	0.00

3.0 Construction Detail**Construction Phase**

Merrill Commerce Center (Phase A Construction - Unmitigated) - San Bernardino-South Coast County, Annual

Phase Number	Phase Name	Phase Type	Start Date	End Date	Num Days Week	Num Days	Phase Description
1	Demolition	Demolition	6/1/2020	8/21/2020	5	60	
2	Site Preparation	Site Preparation	8/22/2020	11/13/2020	5	60	
3	Grading	Grading	11/14/2020	4/2/2021	5	100	
4	Building Construction	Building Construction	4/3/2021	12/23/2022	5	450	
5	Paving	Paving	7/23/2022	12/23/2022	5	110	
6	Architectural Coating	Architectural Coating	7/23/2022	12/23/2022	5	110	

Acres of Grading (Site Preparation Phase): 210

Acres of Grading (Grading Phase): 400

Acres of Paving: 7.43

Residential Indoor: 0; Residential Outdoor: 0; Non-Residential Indoor: 3,270,000; Non-Residential Outdoor: 1,090,000; Striped Parking Area: 19,419 (Architectural Coating – sqft)

OffRoad Equipment

Merrill Commerce Center (Phase A Construction - Unmitigated) - San Bernardino-South Coast County, Annual

Phase Name	Offroad Equipment Type	Amount	Usage Hours	Horse Power	Load Factor
Demolition	Concrete/Industrial Saws	1	8.00	81	0.73
Demolition	Excavators	3	8.00	158	0.38
Demolition	Rubber Tired Dozers	2	8.00	247	0.40
Site Preparation	Crawler Tractors	4	8.00	212	0.43
Site Preparation	Rubber Tired Dozers	3	8.00	247	0.40
Site Preparation	Tractors/Loaders/Backhoes	0	8.00	97	0.37
Grading	Crawler Tractors	2	8.00	212	0.43
Grading	Excavators	2	8.00	158	0.38
Grading	Graders	1	8.00	187	0.41
Grading	Rubber Tired Dozers	1	8.00	247	0.40
Grading	Scrapers	2	8.00	367	0.48
Grading	Tractors/Loaders/Backhoes	0	8.00	97	0.37
Building Construction	Cranes	1	8.00	231	0.29
Building Construction	Crawler Tractors	3	8.00	212	0.43
Building Construction	Forklifts	3	8.00	89	0.20
Building Construction	Generator Sets	1	8.00	84	0.74
Building Construction	Tractors/Loaders/Backhoes	0	8.00	97	0.37
Building Construction	Welders	1	8.00	46	0.45
Paving	Pavers	2	8.00	130	0.42
Paving	Paving Equipment	2	8.00	132	0.36
Paving	Rollers	2	8.00	80	0.38
Architectural Coating	Air Compressors	1	8.00	78	0.48

Trips and VMT

Merrill Commerce Center (Phase A Construction - Unmitigated) - San Bernardino-South Coast County, Annual

Phase Name	Offroad Equipment Count	Worker Trip Number	Vendor Trip Number	Hauling Trip Number	Worker Trip Length	Vendor Trip Length	Hauling Trip Length	Worker Vehicle Class	Vendor Vehicle Class	Hauling Vehicle Class
Demolition	6	15.00	0.00	21.00	14.70	6.90	20.00	LD_Mix	HDT_Mix	HHDT
Site Preparation	7	18.00	0.00	0.00	14.70	6.90	20.00	LD_Mix	HDT_Mix	HHDT
Grading	8	20.00	0.00	0.00	14.70	6.90	20.00	LD_Mix	HDT_Mix	HHDT
Building Construction	9	1,052.00	410.00	0.00	14.70	6.90	20.00	LD_Mix	HDT_Mix	HHDT
Paving	6	15.00	0.00	0.00	14.70	6.90	20.00	LD_Mix	HDT_Mix	HHDT
Architectural Coating	1	210.00	0.00	0.00	14.70	6.90	20.00	LD_Mix	HDT_Mix	HHDT

3.1 Mitigation Measures Construction

Water Exposed Area

3.2 Demolition - 2020**Unmitigated Construction On-Site**

	ROG	NOx	CO	SO2	Fugitive PM10	Exhaust PM10	PM10 Total	Fugitive PM2.5	Exhaust PM2.5	PM2.5 Total	Bio- CO2	NBio- CO2	Total CO2	CH4	N2O	CO2e
Category	tons/yr										MT/yr					
Fugitive Dust					2.2700e-003	0.0000	2.2700e-003	3.4000e-004	0.0000	3.4000e-004	0.0000	0.0000	0.0000	0.0000	0.0000	0.0000
Off-Road	0.0994	0.9960	0.6526	1.1600e-003		0.0498	0.0498		0.0463	0.0463	0.0000	101.9958	101.9958	0.0288	0.0000	102.7156
Total	0.0994	0.9960	0.6526	1.1600e-003	2.2700e-003	0.0498	0.0520	3.4000e-004	0.0463	0.0466	0.0000	101.9958	101.9958	0.0288	0.0000	102.7156

Merrill Commerce Center (Phase A Construction - Unmitigated) - San Bernardino-South Coast County, Annual

3.2 Demolition - 2020**Unmitigated Construction Off-Site**

	ROG	NOx	CO	SO2	Fugitive PM10	Exhaust PM10	PM10 Total	Fugitive PM2.5	Exhaust PM2.5	PM2.5 Total	Bio- CO2	NBio- CO2	Total CO2	CH4	N2O	CO2e
Category	tons/yr										MT/yr					
Hauling	7.0000e-005	2.6500e-003	4.1000e-004	1.0000e-005	1.8000e-004	1.0000e-005	1.9000e-004	5.0000e-005	1.0000e-005	6.0000e-005	0.0000	0.7845	0.7845	4.0000e-005	0.0000	0.7856
Vendor	0.0000	0.0000	0.0000	0.0000	0.0000	0.0000	0.0000	0.0000	0.0000	0.0000	0.0000	0.0000	0.0000	0.0000	0.0000	0.0000
Worker	2.2200e-003	1.7500e-003	0.0175	5.0000e-005	4.9300e-003	3.0000e-005	4.9700e-003	1.3100e-003	3.0000e-005	1.3400e-003	0.0000	4.2292	4.2292	1.3000e-004	0.0000	4.2324
Total	2.2900e-003	4.4000e-003	0.0179	6.0000e-005	5.1100e-003	4.0000e-005	5.1600e-003	1.3600e-003	4.0000e-005	1.4000e-003	0.0000	5.0137	5.0137	1.7000e-004	0.0000	5.0180

Mitigated Construction On-Site

	ROG	NOx	CO	SO2	Fugitive PM10	Exhaust PM10	PM10 Total	Fugitive PM2.5	Exhaust PM2.5	PM2.5 Total	Bio- CO2	NBio- CO2	Total CO2	CH4	N2O	CO2e
Category	tons/yr										MT/yr					
Fugitive Dust					8.9000e-004	0.0000	8.9000e-004	1.3000e-004	0.0000	1.3000e-004	0.0000	0.0000	0.0000	0.0000	0.0000	0.0000
Off-Road	0.0994	0.9960	0.6526	1.1600e-003		0.0498	0.0498		0.0463	0.0463	0.0000	101.9957	101.9957	0.0288	0.0000	102.7155
Total	0.0994	0.9960	0.6526	1.1600e-003	8.9000e-004	0.0498	0.0507	1.3000e-004	0.0463	0.0464	0.0000	101.9957	101.9957	0.0288	0.0000	102.7155

Merrill Commerce Center (Phase A Construction - Unmitigated) - San Bernardino-South Coast County, Annual

3.2 Demolition - 2020**Mitigated Construction Off-Site**

	ROG	NOx	CO	SO2	Fugitive PM10	Exhaust PM10	PM10 Total	Fugitive PM2.5	Exhaust PM2.5	PM2.5 Total	Bio- CO2	NBio- CO2	Total CO2	CH4	N2O	CO2e
Category	tons/yr										MT/yr					
Hauling	7.0000e-005	2.6500e-003	4.1000e-004	1.0000e-005	1.8000e-004	1.0000e-005	1.9000e-004	5.0000e-005	1.0000e-005	6.0000e-005	0.0000	0.7845	0.7845	4.0000e-005	0.0000	0.7856
Vendor	0.0000	0.0000	0.0000	0.0000	0.0000	0.0000	0.0000	0.0000	0.0000	0.0000	0.0000	0.0000	0.0000	0.0000	0.0000	0.0000
Worker	2.2200e-003	1.7500e-003	0.0175	5.0000e-005	4.9300e-003	3.0000e-005	4.9700e-003	1.3100e-003	3.0000e-005	1.3400e-003	0.0000	4.2292	4.2292	1.3000e-004	0.0000	4.2324
Total	2.2900e-003	4.4000e-003	0.0179	6.0000e-005	5.1100e-003	4.0000e-005	5.1600e-003	1.3600e-003	4.0000e-005	1.4000e-003	0.0000	5.0137	5.0137	1.7000e-004	0.0000	5.0180

3.3 Site Preparation - 2020**Unmitigated Construction On-Site**

	ROG	NOx	CO	SO2	Fugitive PM10	Exhaust PM10	PM10 Total	Fugitive PM2.5	Exhaust PM2.5	PM2.5 Total	Bio- CO2	NBio- CO2	Total CO2	CH4	N2O	CO2e
Category	tons/yr										MT/yr					
Fugitive Dust					0.6533	0.0000	0.6533	0.3099	0.0000	0.3099	0.0000	0.0000	0.0000	0.0000	0.0000	0.0000
Off-Road	0.1666	1.9136	0.6718	1.7100e-003		0.0836	0.0836		0.0769	0.0769	0.0000	150.3273	150.3273	0.0486	0.0000	151.5427
Total	0.1666	1.9136	0.6718	1.7100e-003	0.6533	0.0836	0.7370	0.3099	0.0769	0.3869	0.0000	150.3273	150.3273	0.0486	0.0000	151.5427

Merrill Commerce Center (Phase A Construction - Unmitigated) - San Bernardino-South Coast County, Annual

3.3 Site Preparation - 2020**Unmitigated Construction Off-Site**

	ROG	NOx	CO	SO2	Fugitive PM10	Exhaust PM10	PM10 Total	Fugitive PM2.5	Exhaust PM2.5	PM2.5 Total	Bio- CO2	NBio- CO2	Total CO2	CH4	N2O	CO2e
Category	tons/yr										MT/yr					
Hauling	0.0000	0.0000	0.0000	0.0000	0.0000	0.0000	0.0000	0.0000	0.0000	0.0000	0.0000	0.0000	0.0000	0.0000	0.0000	0.0000
Vendor	0.0000	0.0000	0.0000	0.0000	0.0000	0.0000	0.0000	0.0000	0.0000	0.0000	0.0000	0.0000	0.0000	0.0000	0.0000	0.0000
Worker	2.6700e-003	2.1000e-003	0.0209	6.0000e-005	5.9200e-003	4.0000e-005	5.9600e-003	1.5700e-003	4.0000e-005	1.6100e-003	0.0000	5.0750	5.0750	1.5000e-004	0.0000	5.0788
Total	2.6700e-003	2.1000e-003	0.0209	6.0000e-005	5.9200e-003	4.0000e-005	5.9600e-003	1.5700e-003	4.0000e-005	1.6100e-003	0.0000	5.0750	5.0750	1.5000e-004	0.0000	5.0788

Mitigated Construction On-Site

	ROG	NOx	CO	SO2	Fugitive PM10	Exhaust PM10	PM10 Total	Fugitive PM2.5	Exhaust PM2.5	PM2.5 Total	Bio- CO2	NBio- CO2	Total CO2	CH4	N2O	CO2e
Category	tons/yr										MT/yr					
Fugitive Dust					0.2548	0.0000	0.2548	0.1209	0.0000	0.1209	0.0000	0.0000	0.0000	0.0000	0.0000	0.0000
Off-Road	0.1666	1.9136	0.6718	1.7100e-003		0.0836	0.0836		0.0769	0.0769	0.0000	150.3271	150.3271	0.0486	0.0000	151.5426
Total	0.1666	1.9136	0.6718	1.7100e-003	0.2548	0.0836	0.3384	0.1209	0.0769	0.1978	0.0000	150.3271	150.3271	0.0486	0.0000	151.5426

Merrill Commerce Center (Phase A Construction - Unmitigated) - San Bernardino-South Coast County, Annual

3.3 Site Preparation - 2020**Mitigated Construction Off-Site**

	ROG	NOx	CO	SO2	Fugitive PM10	Exhaust PM10	PM10 Total	Fugitive PM2.5	Exhaust PM2.5	PM2.5 Total	Bio- CO2	NBio- CO2	Total CO2	CH4	N2O	CO2e
Category	tons/yr										MT/yr					
Hauling	0.0000	0.0000	0.0000	0.0000	0.0000	0.0000	0.0000	0.0000	0.0000	0.0000	0.0000	0.0000	0.0000	0.0000	0.0000	0.0000
Vendor	0.0000	0.0000	0.0000	0.0000	0.0000	0.0000	0.0000	0.0000	0.0000	0.0000	0.0000	0.0000	0.0000	0.0000	0.0000	0.0000
Worker	2.6700e-003	2.1000e-003	0.0209	6.0000e-005	5.9200e-003	4.0000e-005	5.9600e-003	1.5700e-003	4.0000e-005	1.6100e-003	0.0000	5.0750	5.0750	1.5000e-004	0.0000	5.0788
Total	2.6700e-003	2.1000e-003	0.0209	6.0000e-005	5.9200e-003	4.0000e-005	5.9600e-003	1.5700e-003	4.0000e-005	1.6100e-003	0.0000	5.0750	5.0750	1.5000e-004	0.0000	5.0788

3.4 Grading - 2020**Unmitigated Construction On-Site**

	ROG	NOx	CO	SO2	Fugitive PM10	Exhaust PM10	PM10 Total	Fugitive PM2.5	Exhaust PM2.5	PM2.5 Total	Bio- CO2	NBio- CO2	Total CO2	CH4	N2O	CO2e
Category	tons/yr										MT/yr					
Fugitive Dust					0.3145	0.0000	0.3145	0.0792	0.0000	0.0792	0.0000	0.0000	0.0000	0.0000	0.0000	0.0000
Off-Road	0.0882	1.0350	0.5508	1.2200e-003		0.0420	0.0420		0.0386	0.0386	0.0000	106.7999	106.7999	0.0345	0.0000	107.6635
Total	0.0882	1.0350	0.5508	1.2200e-003	0.3145	0.0420	0.3565	0.0792	0.0386	0.1178	0.0000	106.7999	106.7999	0.0345	0.0000	107.6635

Merrill Commerce Center (Phase A Construction - Unmitigated) - San Bernardino-South Coast County, Annual

3.4 Grading - 2020**Unmitigated Construction Off-Site**

	ROG	NOx	CO	SO2	Fugitive PM10	Exhaust PM10	PM10 Total	Fugitive PM2.5	Exhaust PM2.5	PM2.5 Total	Bio- CO2	NBio- CO2	Total CO2	CH4	N2O	CO2e
Category	tons/yr										MT/yr					
Hauling	0.0000	0.0000	0.0000	0.0000	0.0000	0.0000	0.0000	0.0000	0.0000	0.0000	0.0000	0.0000	0.0000	0.0000	0.0000	0.0000
Vendor	0.0000	0.0000	0.0000	0.0000	0.0000	0.0000	0.0000	0.0000	0.0000	0.0000	0.0000	0.0000	0.0000	0.0000	0.0000	0.0000
Worker	1.6800e-003	1.3200e-003	0.0132	4.0000e-005	3.7300e-003	2.0000e-005	3.7500e-003	9.9000e-004	2.0000e-005	1.0100e-003	0.0000	3.1954	3.1954	1.0000e-004	0.0000	3.1978
Total	1.6800e-003	1.3200e-003	0.0132	4.0000e-005	3.7300e-003	2.0000e-005	3.7500e-003	9.9000e-004	2.0000e-005	1.0100e-003	0.0000	3.1954	3.1954	1.0000e-004	0.0000	3.1978

Mitigated Construction On-Site

	ROG	NOx	CO	SO2	Fugitive PM10	Exhaust PM10	PM10 Total	Fugitive PM2.5	Exhaust PM2.5	PM2.5 Total	Bio- CO2	NBio- CO2	Total CO2	CH4	N2O	CO2e
Category	tons/yr										MT/yr					
Fugitive Dust					0.1227	0.0000	0.1227	0.0309	0.0000	0.0309	0.0000	0.0000	0.0000	0.0000	0.0000	0.0000
Off-Road	0.0882	1.0350	0.5508	1.2200e-003		0.0420	0.0420		0.0386	0.0386	0.0000	106.7998	106.7998	0.0345	0.0000	107.6634
Total	0.0882	1.0350	0.5508	1.2200e-003	0.1227	0.0420	0.1646	0.0309	0.0386	0.0695	0.0000	106.7998	106.7998	0.0345	0.0000	107.6634

Merrill Commerce Center (Phase A Construction - Unmitigated) - San Bernardino-South Coast County, Annual

3.4 Grading - 2020**Mitigated Construction Off-Site**

	ROG	NOx	CO	SO2	Fugitive PM10	Exhaust PM10	PM10 Total	Fugitive PM2.5	Exhaust PM2.5	PM2.5 Total	Bio- CO2	NBio- CO2	Total CO2	CH4	N2O	CO2e
Category	tons/yr										MT/yr					
Hauling	0.0000	0.0000	0.0000	0.0000	0.0000	0.0000	0.0000	0.0000	0.0000	0.0000	0.0000	0.0000	0.0000	0.0000	0.0000	0.0000
Vendor	0.0000	0.0000	0.0000	0.0000	0.0000	0.0000	0.0000	0.0000	0.0000	0.0000	0.0000	0.0000	0.0000	0.0000	0.0000	0.0000
Worker	1.6800e-003	1.3200e-003	0.0132	4.0000e-005	3.7300e-003	2.0000e-005	3.7500e-003	9.9000e-004	2.0000e-005	1.0100e-003	0.0000	3.1954	3.1954	1.0000e-004	0.0000	3.1978
Total	1.6800e-003	1.3200e-003	0.0132	4.0000e-005	3.7300e-003	2.0000e-005	3.7500e-003	9.9000e-004	2.0000e-005	1.0100e-003	0.0000	3.1954	3.1954	1.0000e-004	0.0000	3.1978

3.4 Grading - 2021**Unmitigated Construction On-Site**

	ROG	NOx	CO	SO2	Fugitive PM10	Exhaust PM10	PM10 Total	Fugitive PM2.5	Exhaust PM2.5	PM2.5 Total	Bio- CO2	NBio- CO2	Total CO2	CH4	N2O	CO2e
Category	tons/yr										MT/yr					
Fugitive Dust					0.4108	0.0000	0.4108	0.1321	0.0000	0.1321	0.0000	0.0000	0.0000	0.0000	0.0000	0.0000
Off-Road	0.1623	1.8660	1.0305	2.3600e-003		0.0754	0.0754		0.0694	0.0694	0.0000	207.3434	207.3434	0.0671	0.0000	209.0198
Total	0.1623	1.8660	1.0305	2.3600e-003	0.4108	0.0754	0.4863	0.1321	0.0694	0.2016	0.0000	207.3434	207.3434	0.0671	0.0000	209.0198

Merrill Commerce Center (Phase A Construction - Unmitigated) - San Bernardino-South Coast County, Annual

3.4 Grading - 2021**Unmitigated Construction Off-Site**

	ROG	NOx	CO	SO2	Fugitive PM10	Exhaust PM10	PM10 Total	Fugitive PM2.5	Exhaust PM2.5	PM2.5 Total	Bio- CO2	NBio- CO2	Total CO2	CH4	N2O	CO2e
Category	tons/yr										MT/yr					
Hauling	0.0000	0.0000	0.0000	0.0000	0.0000	0.0000	0.0000	0.0000	0.0000	0.0000	0.0000	0.0000	0.0000	0.0000	0.0000	0.0000
Vendor	0.0000	0.0000	0.0000	0.0000	0.0000	0.0000	0.0000	0.0000	0.0000	0.0000	0.0000	0.0000	0.0000	0.0000	0.0000	0.0000
Worker	3.0400e-003	2.3000e-003	0.0235	7.0000e-005	7.2400e-003	5.0000e-005	7.2800e-003	1.9200e-003	4.0000e-005	1.9700e-003	0.0000	6.0053	6.0053	1.7000e-004	0.0000	6.0096
Total	3.0400e-003	2.3000e-003	0.0235	7.0000e-005	7.2400e-003	5.0000e-005	7.2800e-003	1.9200e-003	4.0000e-005	1.9700e-003	0.0000	6.0053	6.0053	1.7000e-004	0.0000	6.0096

Mitigated Construction On-Site

	ROG	NOx	CO	SO2	Fugitive PM10	Exhaust PM10	PM10 Total	Fugitive PM2.5	Exhaust PM2.5	PM2.5 Total	Bio- CO2	NBio- CO2	Total CO2	CH4	N2O	CO2e
Category	tons/yr										MT/yr					
Fugitive Dust					0.1602	0.0000	0.1602	0.0515	0.0000	0.0515	0.0000	0.0000	0.0000	0.0000	0.0000	0.0000
Off-Road	0.1623	1.8660	1.0305	2.3600e-003		0.0754	0.0754		0.0694	0.0694	0.0000	207.3431	207.3431	0.0671	0.0000	209.0196
Total	0.1623	1.8660	1.0305	2.3600e-003	0.1602	0.0754	0.2357	0.0515	0.0694	0.1209	0.0000	207.3431	207.3431	0.0671	0.0000	209.0196

Merrill Commerce Center (Phase A Construction - Unmitigated) - San Bernardino-South Coast County, Annual

3.4 Grading - 2021**Mitigated Construction Off-Site**

	ROG	NOx	CO	SO2	Fugitive PM10	Exhaust PM10	PM10 Total	Fugitive PM2.5	Exhaust PM2.5	PM2.5 Total	Bio- CO2	NBio- CO2	Total CO2	CH4	N2O	CO2e
Category	tons/yr										MT/yr					
Hauling	0.0000	0.0000	0.0000	0.0000	0.0000	0.0000	0.0000	0.0000	0.0000	0.0000	0.0000	0.0000	0.0000	0.0000	0.0000	0.0000
Vendor	0.0000	0.0000	0.0000	0.0000	0.0000	0.0000	0.0000	0.0000	0.0000	0.0000	0.0000	0.0000	0.0000	0.0000	0.0000	0.0000
Worker	3.0400e-003	2.3000e-003	0.0235	7.0000e-005	7.2400e-003	5.0000e-005	7.2800e-003	1.9200e-003	4.0000e-005	1.9700e-003	0.0000	6.0053	6.0053	1.7000e-004	0.0000	6.0096
Total	3.0400e-003	2.3000e-003	0.0235	7.0000e-005	7.2400e-003	5.0000e-005	7.2800e-003	1.9200e-003	4.0000e-005	1.9700e-003	0.0000	6.0053	6.0053	1.7000e-004	0.0000	6.0096

3.5 Building Construction - 2021**Unmitigated Construction On-Site**

	ROG	NOx	CO	SO2	Fugitive PM10	Exhaust PM10	PM10 Total	Fugitive PM2.5	Exhaust PM2.5	PM2.5 Total	Bio- CO2	NBio- CO2	Total CO2	CH4	N2O	CO2e
Category	tons/yr										MT/yr					
Off-Road	0.3036	3.3117	1.7740	4.2000e-003		0.1439	0.1439		0.1343	0.1343	0.0000	363.9234	363.9234	0.0991	0.0000	366.4020
Total	0.3036	3.3117	1.7740	4.2000e-003		0.1439	0.1439		0.1343	0.1343	0.0000	363.9234	363.9234	0.0991	0.0000	366.4020

Merrill Commerce Center (Phase A Construction - Unmitigated) - San Bernardino-South Coast County, Annual

3.5 Building Construction - 2021**Unmitigated Construction Off-Site**

	ROG	NOx	CO	SO2	Fugitive PM10	Exhaust PM10	PM10 Total	Fugitive PM2.5	Exhaust PM2.5	PM2.5 Total	Bio- CO2	NBio- CO2	Total CO2	CH4	N2O	CO2e
Category	tons/yr										MT/yr					
Hauling	0.0000	0.0000	0.0000	0.0000	0.0000	0.0000	0.0000	0.0000	0.0000	0.0000	0.0000	0.0000	0.0000	0.0000	0.0000	0.0000
Vendor	0.1060	3.8890	0.7913	0.0106	0.2520	6.6900e-003	0.2587	0.0727	6.4000e-003	0.0791	0.0000	1,015.2183	1,015.2183	0.0684	0.0000	1,016.9283
Worker	0.4721	0.3569	3.6547	0.0103	1.1246	7.3300e-003	1.1320	0.2987	6.7500e-003	0.3055	0.0000	933.2849	933.2849	0.0261	0.0000	933.9380
Total	0.5781	4.2459	4.4460	0.0209	1.3767	0.0140	1.3907	0.3714	0.0132	0.3846	0.0000	1,948.5032	1,948.5032	0.0945	0.0000	1,950.8663

Mitigated Construction On-Site

	ROG	NOx	CO	SO2	Fugitive PM10	Exhaust PM10	PM10 Total	Fugitive PM2.5	Exhaust PM2.5	PM2.5 Total	Bio- CO2	NBio- CO2	Total CO2	CH4	N2O	CO2e
Category	tons/yr										MT/yr					
Off-Road	0.3036	3.3117	1.7740	4.2000e-003		0.1439	0.1439		0.1343	0.1343	0.0000	363.9230	363.9230	0.0991	0.0000	366.4016
Total	0.3036	3.3117	1.7740	4.2000e-003		0.1439	0.1439		0.1343	0.1343	0.0000	363.9230	363.9230	0.0991	0.0000	366.4016

Merrill Commerce Center (Phase A Construction - Unmitigated) - San Bernardino-South Coast County, Annual

3.5 Building Construction - 2021**Mitigated Construction Off-Site**

	ROG	NOx	CO	SO2	Fugitive PM10	Exhaust PM10	PM10 Total	Fugitive PM2.5	Exhaust PM2.5	PM2.5 Total	Bio- CO2	NBio- CO2	Total CO2	CH4	N2O	CO2e
Category	tons/yr										MT/yr					
Hauling	0.0000	0.0000	0.0000	0.0000	0.0000	0.0000	0.0000	0.0000	0.0000	0.0000	0.0000	0.0000	0.0000	0.0000	0.0000	0.0000
Vendor	0.1060	3.8890	0.7913	0.0106	0.2520	6.6900e-003	0.2587	0.0727	6.4000e-003	0.0791	0.0000	1,015.2183	1,015.2183	0.0684	0.0000	1,016.9283
Worker	0.4721	0.3569	3.6547	0.0103	1.1246	7.3300e-003	1.1320	0.2987	6.7500e-003	0.3055	0.0000	933.2849	933.2849	0.0261	0.0000	933.9380
Total	0.5781	4.2459	4.4460	0.0209	1.3767	0.0140	1.3907	0.3714	0.0132	0.3846	0.0000	1,948.5032	1,948.5032	0.0945	0.0000	1,950.8663

3.5 Building Construction - 2022**Unmitigated Construction On-Site**

	ROG	NOx	CO	SO2	Fugitive PM10	Exhaust PM10	PM10 Total	Fugitive PM2.5	Exhaust PM2.5	PM2.5 Total	Bio- CO2	NBio- CO2	Total CO2	CH4	N2O	CO2e
Category	tons/yr										MT/yr					
Off-Road	0.3565	3.7949	2.2529	5.4800e-003		0.1625	0.1625		0.1516	0.1516	0.0000	475.4490	475.4490	0.1290	0.0000	478.6740
Total	0.3565	3.7949	2.2529	5.4800e-003		0.1625	0.1625		0.1516	0.1516	0.0000	475.4490	475.4490	0.1290	0.0000	478.6740

Merrill Commerce Center (Phase A Construction - Unmitigated) - San Bernardino-South Coast County, Annual

3.5 Building Construction - 2022**Unmitigated Construction Off-Site**

	ROG	NOx	CO	SO2	Fugitive PM10	Exhaust PM10	PM10 Total	Fugitive PM2.5	Exhaust PM2.5	PM2.5 Total	Bio- CO2	NBio- CO2	Total CO2	CH4	N2O	CO2e
Category	tons/yr										MT/yr					
Hauling	0.0000	0.0000	0.0000	0.0000	0.0000	0.0000	0.0000	0.0000	0.0000	0.0000	0.0000	0.0000	0.0000	0.0000	0.0000	0.0000
Vendor	0.1292	4.8166	0.9581	0.0138	0.3296	7.3500e-003	0.3369	0.0951	7.0300e-003	0.1022	0.0000	1,316.7782	1,316.7782	0.0864	0.0000	1,318.9379
Worker	0.5772	0.4195	4.3828	0.0130	1.4707	9.3100e-003	1.4800	0.3906	8.5700e-003	0.3992	0.0000	1,176.4730	1,176.4730	0.0306	0.0000	1,177.2391
Total	0.7064	5.2361	5.3409	0.0268	1.8003	0.0167	1.8169	0.4857	0.0156	0.5013	0.0000	2,493.2512	2,493.2512	0.1170	0.0000	2,496.1770

Mitigated Construction On-Site

	ROG	NOx	CO	SO2	Fugitive PM10	Exhaust PM10	PM10 Total	Fugitive PM2.5	Exhaust PM2.5	PM2.5 Total	Bio- CO2	NBio- CO2	Total CO2	CH4	N2O	CO2e
Category	tons/yr										MT/yr					
Off-Road	0.3565	3.7949	2.2529	5.4800e-003		0.1625	0.1625		0.1516	0.1516	0.0000	475.4485	475.4485	0.1290	0.0000	478.6734
Total	0.3565	3.7949	2.2529	5.4800e-003		0.1625	0.1625		0.1516	0.1516	0.0000	475.4485	475.4485	0.1290	0.0000	478.6734

Merrill Commerce Center (Phase A Construction - Unmitigated) - San Bernardino-South Coast County, Annual

3.5 Building Construction - 2022**Mitigated Construction Off-Site**

	ROG	NOx	CO	SO2	Fugitive PM10	Exhaust PM10	PM10 Total	Fugitive PM2.5	Exhaust PM2.5	PM2.5 Total	Bio- CO2	NBio- CO2	Total CO2	CH4	N2O	CO2e
Category	tons/yr										MT/yr					
Hauling	0.0000	0.0000	0.0000	0.0000	0.0000	0.0000	0.0000	0.0000	0.0000	0.0000	0.0000	0.0000	0.0000	0.0000	0.0000	0.0000
Vendor	0.1292	4.8166	0.9581	0.0138	0.3296	7.3500e-003	0.3369	0.0951	7.0300e-003	0.1022	0.0000	1,316.778 2	1,316.778 2	0.0864	0.0000	1,318.937 9
Worker	0.5772	0.4195	4.3828	0.0130	1.4707	9.3100e-003	1.4800	0.3906	8.5700e-003	0.3992	0.0000	1,176.473 0	1,176.473 0	0.0306	0.0000	1,177.239 1
Total	0.7064	5.2361	5.3409	0.0268	1.8003	0.0167	1.8169	0.4857	0.0156	0.5013	0.0000	2,493.251 2	2,493.251 2	0.1170	0.0000	2,496.177 0

3.6 Paving - 2022**Unmitigated Construction On-Site**

	ROG	NOx	CO	SO2	Fugitive PM10	Exhaust PM10	PM10 Total	Fugitive PM2.5	Exhaust PM2.5	PM2.5 Total	Bio- CO2	NBio- CO2	Total CO2	CH4	N2O	CO2e
Category	tons/yr										MT/yr					
Off-Road	0.0607	0.6119	0.8019	1.2500e-003		0.0312	0.0312		0.0287	0.0287	0.0000	110.1516	110.1516	0.0356	0.0000	111.0422
Paving	9.7300e-003					0.0000	0.0000		0.0000	0.0000	0.0000	0.0000	0.0000	0.0000	0.0000	0.0000
Total	0.0704	0.6119	0.8019	1.2500e-003		0.0312	0.0312		0.0287	0.0287	0.0000	110.1516	110.1516	0.0356	0.0000	111.0422

Merrill Commerce Center (Phase A Construction - Unmitigated) - San Bernardino-South Coast County, Annual

3.6 Paving - 2022**Unmitigated Construction Off-Site**

	ROG	NOx	CO	SO2	Fugitive PM10	Exhaust PM10	PM10 Total	Fugitive PM2.5	Exhaust PM2.5	PM2.5 Total	Bio- CO2	NBio- CO2	Total CO2	CH4	N2O	CO2e
Category	tons/yr										MT/yr					
Hauling	0.0000	0.0000	0.0000	0.0000	0.0000	0.0000	0.0000	0.0000	0.0000	0.0000	0.0000	0.0000	0.0000	0.0000	0.0000	0.0000
Vendor	0.0000	0.0000	0.0000	0.0000	0.0000	0.0000	0.0000	0.0000	0.0000	0.0000	0.0000	0.0000	0.0000	0.0000	0.0000	0.0000
Worker	3.5500e-003	2.5800e-003	0.0270	8.0000e-005	9.0500e-003	6.0000e-005	9.1000e-003	2.4000e-003	5.0000e-005	2.4600e-003	0.0000	7.2362	7.2362	1.9000e-004	0.0000	7.2409
Total	3.5500e-003	2.5800e-003	0.0270	8.0000e-005	9.0500e-003	6.0000e-005	9.1000e-003	2.4000e-003	5.0000e-005	2.4600e-003	0.0000	7.2362	7.2362	1.9000e-004	0.0000	7.2409

Mitigated Construction On-Site

	ROG	NOx	CO	SO2	Fugitive PM10	Exhaust PM10	PM10 Total	Fugitive PM2.5	Exhaust PM2.5	PM2.5 Total	Bio- CO2	NBio- CO2	Total CO2	CH4	N2O	CO2e
Category	tons/yr										MT/yr					
Off-Road	0.0607	0.6119	0.8019	1.2500e-003		0.0312	0.0312		0.0287	0.0287	0.0000	110.1514	110.1514	0.0356	0.0000	111.0421
Paving	9.7300e-003					0.0000	0.0000		0.0000	0.0000	0.0000	0.0000	0.0000	0.0000	0.0000	0.0000
Total	0.0704	0.6119	0.8019	1.2500e-003		0.0312	0.0312		0.0287	0.0287	0.0000	110.1514	110.1514	0.0356	0.0000	111.0421

Merrill Commerce Center (Phase A Construction - Unmitigated) - San Bernardino-South Coast County, Annual

3.6 Paving - 2022**Mitigated Construction Off-Site**

	ROG	NOx	CO	SO2	Fugitive PM10	Exhaust PM10	PM10 Total	Fugitive PM2.5	Exhaust PM2.5	PM2.5 Total	Bio- CO2	NBio- CO2	Total CO2	CH4	N2O	CO2e
Category	tons/yr										MT/yr					
Hauling	0.0000	0.0000	0.0000	0.0000	0.0000	0.0000	0.0000	0.0000	0.0000	0.0000	0.0000	0.0000	0.0000	0.0000	0.0000	0.0000
Vendor	0.0000	0.0000	0.0000	0.0000	0.0000	0.0000	0.0000	0.0000	0.0000	0.0000	0.0000	0.0000	0.0000	0.0000	0.0000	0.0000
Worker	3.5500e-003	2.5800e-003	0.0270	8.0000e-005	9.0500e-003	6.0000e-005	9.1000e-003	2.4000e-003	5.0000e-005	2.4600e-003	0.0000	7.2362	7.2362	1.9000e-004	0.0000	7.2409
Total	3.5500e-003	2.5800e-003	0.0270	8.0000e-005	9.0500e-003	6.0000e-005	9.1000e-003	2.4000e-003	5.0000e-005	2.4600e-003	0.0000	7.2362	7.2362	1.9000e-004	0.0000	7.2409

3.7 Architectural Coating - 2022**Unmitigated Construction On-Site**

	ROG	NOx	CO	SO2	Fugitive PM10	Exhaust PM10	PM10 Total	Fugitive PM2.5	Exhaust PM2.5	PM2.5 Total	Bio- CO2	NBio- CO2	Total CO2	CH4	N2O	CO2e
Category	tons/yr										MT/yr					
Archit. Coating	5.0747					0.0000	0.0000		0.0000	0.0000	0.0000	0.0000	0.0000	0.0000	0.0000	0.0000
Off-Road	0.0150	0.1033	0.1330	2.2000e-004		5.9900e-003	5.9900e-003		5.9900e-003	5.9900e-003	0.0000	18.7239	18.7239	1.2200e-003	0.0000	18.7543
Total	5.0897	0.1033	0.1330	2.2000e-004		5.9900e-003	5.9900e-003		5.9900e-003	5.9900e-003	0.0000	18.7239	18.7239	1.2200e-003	0.0000	18.7543

Merrill Commerce Center (Phase A Construction - Unmitigated) - San Bernardino-South Coast County, Annual

3.7 Architectural Coating - 2022**Unmitigated Construction Off-Site**

	ROG	NOx	CO	SO2	Fugitive PM10	Exhaust PM10	PM10 Total	Fugitive PM2.5	Exhaust PM2.5	PM2.5 Total	Bio- CO2	NBio- CO2	Total CO2	CH4	N2O	CO2e
Category	tons/yr										MT/yr					
Hauling	0.0000	0.0000	0.0000	0.0000	0.0000	0.0000	0.0000	0.0000	0.0000	0.0000	0.0000	0.0000	0.0000	0.0000	0.0000	0.0000
Vendor	0.0000	0.0000	0.0000	0.0000	0.0000	0.0000	0.0000	0.0000	0.0000	0.0000	0.0000	0.0000	0.0000	0.0000	0.0000	0.0000
Worker	0.0497	0.0361	0.3774	1.1200e-003	0.1266	8.0000e-004	0.1274	0.0336	7.4000e-004	0.0344	0.0000	101.3067	101.3067	2.6400e-003	0.0000	101.3726
Total	0.0497	0.0361	0.3774	1.1200e-003	0.1266	8.0000e-004	0.1274	0.0336	7.4000e-004	0.0344	0.0000	101.3067	101.3067	2.6400e-003	0.0000	101.3726

Mitigated Construction On-Site

	ROG	NOx	CO	SO2	Fugitive PM10	Exhaust PM10	PM10 Total	Fugitive PM2.5	Exhaust PM2.5	PM2.5 Total	Bio- CO2	NBio- CO2	Total CO2	CH4	N2O	CO2e
Category	tons/yr										MT/yr					
Archit. Coating	5.0747					0.0000	0.0000		0.0000	0.0000	0.0000	0.0000	0.0000	0.0000	0.0000	0.0000
Off-Road	0.0150	0.1033	0.1330	2.2000e-004		5.9900e-003	5.9900e-003		5.9900e-003	5.9900e-003	0.0000	18.7238	18.7238	1.2200e-003	0.0000	18.7543
Total	5.0897	0.1033	0.1330	2.2000e-004		5.9900e-003	5.9900e-003		5.9900e-003	5.9900e-003	0.0000	18.7238	18.7238	1.2200e-003	0.0000	18.7543

Merrill Commerce Center (Phase A Construction - Unmitigated) - San Bernardino-South Coast County, Annual

3.7 Architectural Coating - 2022**Mitigated Construction Off-Site**

	ROG	NOx	CO	SO2	Fugitive PM10	Exhaust PM10	PM10 Total	Fugitive PM2.5	Exhaust PM2.5	PM2.5 Total	Bio- CO2	NBio- CO2	Total CO2	CH4	N2O	CO2e
Category	tons/yr										MT/yr					
Hauling	0.0000	0.0000	0.0000	0.0000	0.0000	0.0000	0.0000	0.0000	0.0000	0.0000	0.0000	0.0000	0.0000	0.0000	0.0000	0.0000
Vendor	0.0000	0.0000	0.0000	0.0000	0.0000	0.0000	0.0000	0.0000	0.0000	0.0000	0.0000	0.0000	0.0000	0.0000	0.0000	0.0000
Worker	0.0497	0.0361	0.3774	1.1200e-003	0.1266	8.0000e-004	0.1274	0.0336	7.4000e-004	0.0344	0.0000	101.3067	101.3067	2.6400e-003	0.0000	101.3726
Total	0.0497	0.0361	0.3774	1.1200e-003	0.1266	8.0000e-004	0.1274	0.0336	7.4000e-004	0.0344	0.0000	101.3067	101.3067	2.6400e-003	0.0000	101.3726

4.0 Operational Detail - Mobile**4.1 Mitigation Measures Mobile**

Merrill Commerce Center (Phase A Construction - Unmitigated) - San Bernardino-South Coast County, Annual

	ROG	NOx	CO	SO2	Fugitive PM10	Exhaust PM10	PM10 Total	Fugitive PM2.5	Exhaust PM2.5	PM2.5 Total	Bio- CO2	NBio- CO2	Total CO2	CH4	N2O	CO2e
Category	tons/yr										MT/yr					
Mitigated	0.0000	0.0000	0.0000	0.0000	0.0000	0.0000	0.0000	0.0000	0.0000	0.0000	0.0000	0.0000	0.0000	0.0000	0.0000	0.0000
Unmitigated	0.0000	0.0000	0.0000	0.0000	0.0000	0.0000	0.0000	0.0000	0.0000	0.0000	0.0000	0.0000	0.0000	0.0000	0.0000	0.0000

4.2 Trip Summary Information

Land Use	Average Daily Trip Rate			Unmitigated	Mitigated
	Weekday	Saturday	Sunday	Annual VMT	Annual VMT
Other Asphalt Surfaces	0.00	0.00	0.00		
Warehouse-No Rail	0.00	0.00	0.00		
Total	0.00	0.00	0.00		

4.3 Trip Type Information

Land Use	Miles			Trip %			Trip Purpose %		
	H-W or C-W	H-S or C-C	H-O or C-NW	H-W or C-W	H-S or C-C	H-O or C-NW	Primary	Diverted	Pass-by
Other Asphalt Surfaces	0.00	0.00	0.00	0.00	0.00	0.00	0	0	0
Warehouse-No Rail	0.00	0.00	0.00	0.00	0.00	0.00	0	0	0

4.4 Fleet Mix

Land Use	LDA	LDT1	LDT2	MDV	LHD1	LHD2	MHD	HHD	OBUS	UBUS	MCY	SBUS	MH
Other Asphalt Surfaces	0.553113	0.036408	0.180286	0.116335	0.016165	0.005101	0.018218	0.063797	0.001357	0.001565	0.005903	0.000808	0.000944
Warehouse-No Rail	0.553113	0.036408	0.180286	0.116335	0.016165	0.005101	0.018218	0.063797	0.001357	0.001565	0.005903	0.000808	0.000944

Merrill Commerce Center (Phase A Construction - Unmitigated) - San Bernardino-South Coast County, Annual

5.0 Energy Detail

Historical Energy Use: N

5.1 Mitigation Measures Energy

[illegible]

Merrill Commerce Center (Phase A Construction - Unmitigated) - San Bernardino-South Coast County, Annual

5.2 Energy by Land Use - NaturalGas

Unmitigated

[illegible]

Mitigated

[illegible]

Merrill Commerce Center (Phase A Construction - Unmitigated) - San Bernardino-South Coast County, Annual

5.3 Energy by Land Use - Electricity**Unmitigated**

	Electricity Use	Total CO2	CH4	N2O	CO2e
Land Use	kWh/yr	MT/yr			
Other Asphalt Surfaces	0	0.0000	0.0000	0.0000	0.0000
Warehouse-No Rail	0	0.0000	0.0000	0.0000	0.0000
Total		0.0000	0.0000	0.0000	0.0000

Mitigated

	Electricity Use	Total CO2	CH4	N2O	CO2e
Land Use	kWh/yr	MT/yr			
Other Asphalt Surfaces	0	0.0000	0.0000	0.0000	0.0000
Warehouse-No Rail	0	0.0000	0.0000	0.0000	0.0000
Total		0.0000	0.0000	0.0000	0.0000

6.0 Area Detail**6.1 Mitigation Measures Area**

Merrill Commerce Center (Phase A Construction - Unmitigated) - San Bernardino-South Coast County, Annual

	ROG	NOx	CO	SO2	Fugitive PM10	Exhaust PM10	PM10 Total	Fugitive PM2.5	Exhaust PM2.5	PM2.5 Total	Bio- CO2	NBio- CO2	Total CO2	CH4	N2O	CO2e
Category	tons/yr										MT/yr					
Mitigated	8.9159	2.6000e-004	0.0280	0.0000		1.0000e-004	1.0000e-004		1.0000e-004	1.0000e-004	0.0000	0.0543	0.0543	1.4000e-004	0.0000	0.0579
Unmitigated	8.9159	2.6000e-004	0.0280	0.0000		1.0000e-004	1.0000e-004		1.0000e-004	1.0000e-004	0.0000	0.0543	0.0543	1.4000e-004	0.0000	0.0579

6.2 Area by SubCategory

Unmitigated

	ROG	NOx	CO	SO2	Fugitive PM10	Exhaust PM10	PM10 Total	Fugitive PM2.5	Exhaust PM2.5	PM2.5 Total	Bio- CO2	NBio- CO2	Total CO2	CH4	N2O	CO2e
SubCategory	tons/yr										MT/yr					
Architectural Coating	1.0149					0.0000	0.0000		0.0000	0.0000	0.0000	0.0000	0.0000	0.0000	0.0000	0.0000
Consumer Products	7.8984					0.0000	0.0000		0.0000	0.0000	0.0000	0.0000	0.0000	0.0000	0.0000	0.0000
Landscaping	2.6000e-003	2.6000e-004	0.0280	0.0000		1.0000e-004	1.0000e-004		1.0000e-004	1.0000e-004	0.0000	0.0543	0.0543	1.4000e-004	0.0000	0.0579
Total	8.9159	2.6000e-004	0.0280	0.0000		1.0000e-004	1.0000e-004		1.0000e-004	1.0000e-004	0.0000	0.0543	0.0543	1.4000e-004	0.0000	0.0579

Merrill Commcerce Center (Phase A Construction - Unmitigated) - San Bernardino-South Coast County, Annual

6.2 Area by SubCategory**Mitigated**

	ROG	NOx	CO	SO2	Fugitive PM10	Exhaust PM10	PM10 Total	Fugitive PM2.5	Exhaust PM2.5	PM2.5 Total	Bio- CO2	NBio- CO2	Total CO2	CH4	N2O	CO2e
SubCategory	tons/yr										MT/yr					
Architectural Coating	1.0149					0.0000	0.0000		0.0000	0.0000	0.0000	0.0000	0.0000	0.0000	0.0000	0.0000
Consumer Products	7.8984					0.0000	0.0000		0.0000	0.0000	0.0000	0.0000	0.0000	0.0000	0.0000	0.0000
Landscaping	2.6000e-003	2.6000e-004	0.0280	0.0000		1.0000e-004	1.0000e-004		1.0000e-004	1.0000e-004	0.0000	0.0543	0.0543	1.4000e-004	0.0000	0.0579
Total	8.9159	2.6000e-004	0.0280	0.0000		1.0000e-004	1.0000e-004		1.0000e-004	1.0000e-004	0.0000	0.0543	0.0543	1.4000e-004	0.0000	0.0579

7.0 Water Detail**7.1 Mitigation Measures Water**

Merrill Commerce Center (Phase A Construction - Unmitigated) - San Bernardino-South Coast County, Annual

	Total CO2	CH4	N2O	CO2e
Category	MT/yr			
Mitigated	0.0000	0.0000	0.0000	0.0000
Unmitigated	0.0000	0.0000	0.0000	0.0000

7.2 Water by Land Use

Unmitigated

	Indoor/Outdoor Use	Total CO2	CH4	N2O	CO2e
Land Use	Mgal	MT/yr			
Other Asphalt Surfaces	0 / 0	0.0000	0.0000	0.0000	0.0000
Warehouse-No Rail	0 / 0	0.0000	0.0000	0.0000	0.0000
Total		0.0000	0.0000	0.0000	0.0000

Merrill Commerce Center (Phase A Construction - Unmitigated) - San Bernardino-South Coast County, Annual

7.2 Water by Land Use**Mitigated**

	Indoor/Outdoor Use	Total CO2	CH4	N2O	CO2e
Land Use	Mgal	MT/yr			
Other Asphalt Surfaces	0 / 0	0.0000	0.0000	0.0000	0.0000
Warehouse-No Rail	0 / 0	0.0000	0.0000	0.0000	0.0000
Total		0.0000	0.0000	0.0000	0.0000

8.0 Waste Detail**8.1 Mitigation Measures Waste****Category/Year**

	Total CO2	CH4	N2O	CO2e
	MT/yr			
Mitigated	0.0000	0.0000	0.0000	0.0000
Unmitigated	0.0000	0.0000	0.0000	0.0000

Merrill Commerce Center (Phase A Construction - Unmitigated) - San Bernardino-South Coast County, Annual

8.2 Waste by Land Use**Unmitigated**

	Waste Disposed	Total CO2	CH4	N2O	CO2e
Land Use	tons	MT/yr			
Other Asphalt Surfaces	0	0.0000	0.0000	0.0000	0.0000
Warehouse-No Rail	0	0.0000	0.0000	0.0000	0.0000
Total		0.0000	0.0000	0.0000	0.0000

Mitigated

	Waste Disposed	Total CO2	CH4	N2O	CO2e
Land Use	tons	MT/yr			
Other Asphalt Surfaces	0	0.0000	0.0000	0.0000	0.0000
Warehouse-No Rail	0	0.0000	0.0000	0.0000	0.0000
Total		0.0000	0.0000	0.0000	0.0000

9.0 Operational Offroad

Equipment Type	Number	Hours/Day	Days/Year	Horse Power	Load Factor	Fuel Type
----------------	--------	-----------	-----------	-------------	-------------	-----------

Merrill Commerce Center (Phase A Construction - Unmitigated) - San Bernardino-South Coast County, Annual

10.0 Stationary Equipment

Fire Pumps and Emergency Generators

Equipment Type	Number	Hours/Day	Hours/Year	Horse Power	Load Factor	Fuel Type
----------------	--------	-----------	------------	-------------	-------------	-----------

Boilers

Equipment Type	Number	Heat Input/Day	Heat Input/Year	Boiler Rating	Fuel Type
----------------	--------	----------------	-----------------	---------------	-----------

User Defined Equipment

Equipment Type	Number
----------------	--------

11.0 Vegetation

Merrill Commcerce Center (Phase A Construction - Unmitigated) - San Bernardino-South Coast County, Summer

Merrill Commcerce Center (Phase A Construction - Unmitigated)
San Bernardino-South Coast County, Summer

1.0 Project Characteristics

1.1 Land Usage

Land Uses	Size	Metric	Lot Acreage	Floor Surface Area	Population
Warehouse-No Rail	2,180.00	1000sqft	91.00	2,180,000.00	0
Other Asphalt Surfaces	7.43	Acre	7.43	323,650.80	0

1.2 Other Project Characteristics

Urbanization	Urban	Wind Speed (m/s)	2.2	Precipitation Freq (Days)	32
Climate Zone	10			Operational Year	2022
Utility Company	Southern California Edison				
CO2 Intensity (lb/MW hr)	702.44	CH4 Intensity (lb/MW hr)	0.029	N2O Intensity (lb/MW hr)	0.006

1.3 User Entered Comments & Non-Default Data

Merrill Commerce Center (Phase A Construction - Unmitigated) - San Bernardino-South Coast County, Summer

Project Characteristics -

Land Use - PA4=31.1 acres; PA5 = 59.9 acres; Right-of-Way Dedications (ROWD) = 7.43 acres (total ROWD is 28.4 acres, for analytical purposes the ROWD was split proportionally b/wn each Phase)

Construction Phase - Construction Schedule adjusted to meet the 2022 OY.

Off-road Equipment - hours are based on an 8-hour workday.

Off-road Equipment - Crawler Tractors used in lieu of Tractors/Loaders/Backhoes.

Off-road Equipment - Crawler Tractors used in lieu of Tractors/Loaders/Backhoes.

Off-road Equipment -

Off-road Equipment - Crawler Tractors used in lieu of Tractors/Loaders/Backhoes.

Demolition -

Grading - For purposes of analysis, total acres graded per day is based on the equipment specific grading rates (CalEEMod Appendix A) and the equipment list.

Architectural Coating - Rule 1113

Vehicle Trips - Construction Run Only.

Energy Use - Construction Run Only.

Water And Wastewater - Construction Run Only.

Solid Waste - Construction Run Only.

Construction Off-road Equipment Mitigation - Rule 403

Vehicle Emission Factors - EMFAC2017

Vehicle Emission Factors - EMFAC2017

Vehicle Emission Factors - EMFAC2017

Table Name	Column Name	Default Value	New Value
tblArchitecturalCoating	EF_Nonresidential_Exterior	100.00	50.00
tblArchitecturalCoating	EF_Nonresidential_Interior	100.00	50.00
tblArchitecturalCoating	EF_Parking	100.00	50.00
tblConstructionPhase	NumDays	100.00	60.00
tblConstructionPhase	NumDays	155.00	100.00
tblConstructionPhase	NumDays	1,550.00	450.00

Merrill Commcerce Center (Phase A Construction - Unmitigated) - San Bernardino-South Coast County, Summer

tblEnergyUse	LightingElect	1.17	0.00
tblEnergyUse	NT24E	0.82	0.00
tblEnergyUse	NT24NG	0.03	0.00
tblEnergyUse	T24E	0.37	0.00
tblEnergyUse	T24NG	2.00	0.00
tblGrading	AcresOfGrading	350.00	400.00
tblGrading	AcresOfGrading	120.00	210.00
tblLandUse	LotAcreage	50.05	91.00
tblOffRoadEquipment	OffRoadEquipmentUnitAmount	4.00	0.00
tblOffRoadEquipment	OffRoadEquipmentUnitAmount	2.00	0.00
tblOffRoadEquipment	OffRoadEquipmentUnitAmount	3.00	0.00
tblOffRoadEquipment	UsageHours	6.00	8.00
tblOffRoadEquipment	UsageHours	7.00	8.00
tblOffRoadEquipment	UsageHours	7.00	8.00
tblSolidWaste	SolidWasteGenerationRate	2,049.20	0.00
tblVehicleEF	HHD	1.21	0.03
tblVehicleEF	HHD	0.04	0.06
tblVehicleEF	HHD	0.10	0.00
tblVehicleEF	HHD	3.29	8.22
tblVehicleEF	HHD	0.57	0.40
tblVehicleEF	HHD	1.82	2.2600e-003
tblVehicleEF	HHD	6,933.41	1,478.27
tblVehicleEF	HHD	1,475.79	1,372.23
tblVehicleEF	HHD	5.54	0.02
tblVehicleEF	HHD	26.50	7.64
tblVehicleEF	HHD	2.50	2.77
tblVehicleEF	HHD	9.7780e-003	3.7640e-003

Merrill Commcerce Center (Phase A Construction - Unmitigated) - San Bernardino-South Coast County, Summer

tblVehicleEF	HHD	0.06	0.06
tblVehicleEF	HHD	0.04	0.04
tblVehicleEF	HHD	0.01	0.03
tblVehicleEF	HHD	5.1000e-005	1.0000e-006
tblVehicleEF	HHD	9.3550e-003	3.6010e-003
tblVehicleEF	HHD	0.03	0.03
tblVehicleEF	HHD	8.8810e-003	8.9170e-003
tblVehicleEF	HHD	0.01	0.03
tblVehicleEF	HHD	4.7000e-005	1.0000e-006
tblVehicleEF	HHD	8.5000e-005	3.0000e-006
tblVehicleEF	HHD	3.1910e-003	1.0400e-004
tblVehicleEF	HHD	0.84	0.59
tblVehicleEF	HHD	5.2000e-005	2.0000e-006
tblVehicleEF	HHD	0.08	0.05
tblVehicleEF	HHD	2.1700e-004	5.2200e-004
tblVehicleEF	HHD	0.05	1.0000e-006
tblVehicleEF	HHD	0.07	0.01
tblVehicleEF	HHD	0.01	0.01
tblVehicleEF	HHD	8.6000e-005	0.00
tblVehicleEF	HHD	8.5000e-005	3.0000e-006
tblVehicleEF	HHD	3.1910e-003	1.0400e-004
tblVehicleEF	HHD	0.97	0.67
tblVehicleEF	HHD	5.2000e-005	2.0000e-006
tblVehicleEF	HHD	0.13	0.12
tblVehicleEF	HHD	2.1700e-004	5.2200e-004
tblVehicleEF	HHD	0.06	1.0000e-006
tblVehicleEF	HHD	1.14	0.03

Merrill Commcerce Center (Phase A Construction - Unmitigated) - San Bernardino-South Coast County, Summer

tblVehicleEF	HHD	0.04	0.06
tblVehicleEF	HHD	0.09	0.00
tblVehicleEF	HHD	2.39	8.07
tblVehicleEF	HHD	0.57	0.40
tblVehicleEF	HHD	1.70	2.1220e-003
tblVehicleEF	HHD	7,345.18	1,469.16
tblVehicleEF	HHD	1,475.79	1,372.23
tblVehicleEF	HHD	5.54	0.02
tblVehicleEF	HHD	27.35	7.37
tblVehicleEF	HHD	2.36	2.60
tblVehicleEF	HHD	8.2750e-003	3.3440e-003
tblVehicleEF	HHD	0.06	0.06
tblVehicleEF	HHD	0.04	0.04
tblVehicleEF	HHD	0.01	0.03
tblVehicleEF	HHD	5.1000e-005	1.0000e-006
tblVehicleEF	HHD	7.9170e-003	3.2000e-003
tblVehicleEF	HHD	0.03	0.03
tblVehicleEF	HHD	8.8810e-003	8.9170e-003
tblVehicleEF	HHD	0.01	0.03
tblVehicleEF	HHD	4.7000e-005	1.0000e-006
tblVehicleEF	HHD	1.6800e-004	7.0000e-006
tblVehicleEF	HHD	3.5970e-003	1.2200e-004
tblVehicleEF	HHD	0.79	0.62
tblVehicleEF	HHD	1.1700e-004	5.0000e-006
tblVehicleEF	HHD	0.08	0.05
tblVehicleEF	HHD	2.2100e-004	5.3900e-004
tblVehicleEF	HHD	0.05	1.0000e-006

Merrill Commcerce Center (Phase A Construction - Unmitigated) - San Bernardino-South Coast County, Summer

tblVehicleEF	HHD	0.07	0.01
tblVehicleEF	HHD	0.01	0.01
tblVehicleEF	HHD	8.4000e-005	0.00
tblVehicleEF	HHD	1.6800e-004	7.0000e-006
tblVehicleEF	HHD	3.5970e-003	1.2200e-004
tblVehicleEF	HHD	0.91	0.71
tblVehicleEF	HHD	1.1700e-004	5.0000e-006
tblVehicleEF	HHD	0.13	0.12
tblVehicleEF	HHD	2.2100e-004	5.3900e-004
tblVehicleEF	HHD	0.06	1.0000e-006
tblVehicleEF	HHD	1.31	0.03
tblVehicleEF	HHD	0.04	2.3610e-003
tblVehicleEF	HHD	0.10	0.00
tblVehicleEF	HHD	4.53	8.37
tblVehicleEF	HHD	0.57	0.25
tblVehicleEF	HHD	1.79	2.2320e-003
tblVehicleEF	HHD	6,364.76	1,476.72
tblVehicleEF	HHD	1,475.79	1,332.53
tblVehicleEF	HHD	5.54	0.02
tblVehicleEF	HHD	25.32	7.94
tblVehicleEF	HHD	2.46	2.69
tblVehicleEF	HHD	0.01	4.1670e-003
tblVehicleEF	HHD	0.06	0.06
tblVehicleEF	HHD	0.04	0.04
tblVehicleEF	HHD	0.01	0.03
tblVehicleEF	HHD	5.1000e-005	1.0000e-006
tblVehicleEF	HHD	0.01	3.9860e-003

Merrill Commcerce Center (Phase A Construction - Unmitigated) - San Bernardino-South Coast County, Summer

tblVehicleEF	HHD	0.03	0.03
tblVehicleEF	HHD	8.8810e-003	8.8160e-003
tblVehicleEF	HHD	0.01	0.03
tblVehicleEF	HHD	4.7000e-005	1.0000e-006
tblVehicleEF	HHD	8.5000e-005	4.0000e-006
tblVehicleEF	HHD	3.4760e-003	1.2300e-004
tblVehicleEF	HHD	0.91	0.54
tblVehicleEF	HHD	5.2000e-005	2.0000e-006
tblVehicleEF	HHD	0.08	0.05
tblVehicleEF	HHD	2.3300e-004	5.4600e-004
tblVehicleEF	HHD	0.05	1.0000e-006
tblVehicleEF	HHD	0.06	0.01
tblVehicleEF	HHD	0.01	0.01
tblVehicleEF	HHD	8.5000e-005	0.00
tblVehicleEF	HHD	8.5000e-005	4.0000e-006
tblVehicleEF	HHD	3.4760e-003	1.2300e-004
tblVehicleEF	HHD	1.05	0.62
tblVehicleEF	HHD	5.2000e-005	2.0000e-006
tblVehicleEF	HHD	0.13	0.06
tblVehicleEF	HHD	2.3300e-004	5.4600e-004
tblVehicleEF	HHD	0.06	1.0000e-006
tblVehicleEF	LDA	4.2030e-003	2.4360e-003
tblVehicleEF	LDA	5.6230e-003	0.05
tblVehicleEF	LDA	0.57	0.65
tblVehicleEF	LDA	1.19	2.16
tblVehicleEF	LDA	251.29	261.47
tblVehicleEF	LDA	57.15	53.86

Merrill Commcerce Center (Phase A Construction - Unmitigated) - San Bernardino-South Coast County, Summer

tblVehicleEF	LDA	0.05	0.04
tblVehicleEF	LDA	1.6780e-003	1.4470e-003
tblVehicleEF	LDA	2.2790e-003	1.8580e-003
tblVehicleEF	LDA	1.5460e-003	1.3330e-003
tblVehicleEF	LDA	2.0960e-003	1.7080e-003
tblVehicleEF	LDA	0.04	0.06
tblVehicleEF	LDA	0.10	0.10
tblVehicleEF	LDA	0.03	0.05
tblVehicleEF	LDA	0.01	9.3320e-003
tblVehicleEF	LDA	0.03	0.21
tblVehicleEF	LDA	0.08	0.23
tblVehicleEF	LDA	2.5170e-003	2.5870e-003
tblVehicleEF	LDA	5.9200e-004	5.3300e-004
tblVehicleEF	LDA	0.04	0.06
tblVehicleEF	LDA	0.10	0.10
tblVehicleEF	LDA	0.03	0.05
tblVehicleEF	LDA	0.02	0.01
tblVehicleEF	LDA	0.03	0.21
tblVehicleEF	LDA	0.08	0.25
tblVehicleEF	LDA	4.7900e-003	2.7940e-003
tblVehicleEF	LDA	4.6890e-003	0.04
tblVehicleEF	LDA	0.71	0.79
tblVehicleEF	LDA	0.99	1.79
tblVehicleEF	LDA	274.94	285.54
tblVehicleEF	LDA	57.15	53.16
tblVehicleEF	LDA	0.05	0.04
tblVehicleEF	LDA	1.6780e-003	1.4470e-003

Merrill Commcerce Center (Phase A Construction - Unmitigated) - San Bernardino-South Coast County, Summer

tblVehicleEF	LDA	2.2790e-003	1.8580e-003
tblVehicleEF	LDA	1.5460e-003	1.3330e-003
tblVehicleEF	LDA	2.0960e-003	1.7080e-003
tblVehicleEF	LDA	0.09	0.12
tblVehicleEF	LDA	0.12	0.12
tblVehicleEF	LDA	0.07	0.10
tblVehicleEF	LDA	0.01	0.01
tblVehicleEF	LDA	0.03	0.21
tblVehicleEF	LDA	0.06	0.19
tblVehicleEF	LDA	2.7550e-003	2.8250e-003
tblVehicleEF	LDA	5.8800e-004	5.2600e-004
tblVehicleEF	LDA	0.09	0.12
tblVehicleEF	LDA	0.12	0.12
tblVehicleEF	LDA	0.07	0.10
tblVehicleEF	LDA	0.02	0.02
tblVehicleEF	LDA	0.03	0.21
tblVehicleEF	LDA	0.07	0.21
tblVehicleEF	LDA	4.0860e-003	2.3760e-003
tblVehicleEF	LDA	5.5870e-003	0.05
tblVehicleEF	LDA	0.54	0.61
tblVehicleEF	LDA	1.18	2.12
tblVehicleEF	LDA	245.70	255.84
tblVehicleEF	LDA	57.15	53.80
tblVehicleEF	LDA	0.05	0.04
tblVehicleEF	LDA	1.6780e-003	1.4470e-003
tblVehicleEF	LDA	2.2790e-003	1.8580e-003
tblVehicleEF	LDA	1.5460e-003	1.3330e-003

Merrill Commcerce Center (Phase A Construction - Unmitigated) - San Bernardino-South Coast County, Summer

tblVehicleEF	LDA	2.0960e-003	1.7080e-003
tblVehicleEF	LDA	0.05	0.06
tblVehicleEF	LDA	0.11	0.11
tblVehicleEF	LDA	0.03	0.05
tblVehicleEF	LDA	0.01	9.0880e-003
tblVehicleEF	LDA	0.04	0.24
tblVehicleEF	LDA	0.08	0.23
tblVehicleEF	LDA	2.4600e-003	2.5310e-003
tblVehicleEF	LDA	5.9100e-004	5.3200e-004
tblVehicleEF	LDA	0.05	0.06
tblVehicleEF	LDA	0.11	0.11
tblVehicleEF	LDA	0.03	0.05
tblVehicleEF	LDA	0.01	0.01
tblVehicleEF	LDA	0.04	0.24
tblVehicleEF	LDA	0.08	0.25
tblVehicleEF	LDT1	0.01	7.0610e-003
tblVehicleEF	LDT1	0.02	0.08
tblVehicleEF	LDT1	1.54	1.44
tblVehicleEF	LDT1	3.61	2.44
tblVehicleEF	LDT1	313.68	310.02
tblVehicleEF	LDT1	70.93	65.50
tblVehicleEF	LDT1	0.16	0.13
tblVehicleEF	LDT1	2.7050e-003	2.1940e-003
tblVehicleEF	LDT1	3.6920e-003	2.8520e-003
tblVehicleEF	LDT1	2.4910e-003	2.0190e-003
tblVehicleEF	LDT1	3.3960e-003	2.6220e-003
tblVehicleEF	LDT1	0.18	0.19

Merrill Commcerce Center (Phase A Construction - Unmitigated) - San Bernardino-South Coast County, Summer

tblVehicleEF	LDT1	0.33	0.26
tblVehicleEF	LDT1	0.13	0.13
tblVehicleEF	LDT1	0.03	0.03
tblVehicleEF	LDT1	0.20	0.88
tblVehicleEF	LDT1	0.26	0.43
tblVehicleEF	LDT1	3.1570e-003	3.0680e-003
tblVehicleEF	LDT1	7.7300e-004	6.4800e-004
tblVehicleEF	LDT1	0.18	0.19
tblVehicleEF	LDT1	0.33	0.26
tblVehicleEF	LDT1	0.13	0.13
tblVehicleEF	LDT1	0.05	0.05
tblVehicleEF	LDT1	0.20	0.88
tblVehicleEF	LDT1	0.28	0.48
tblVehicleEF	LDT1	0.02	8.0100e-003
tblVehicleEF	LDT1	0.02	0.07
tblVehicleEF	LDT1	1.85	1.74
tblVehicleEF	LDT1	2.97	2.02
tblVehicleEF	LDT1	341.75	335.16
tblVehicleEF	LDT1	70.93	64.59
tblVehicleEF	LDT1	0.14	0.12
tblVehicleEF	LDT1	2.7050e-003	2.1940e-003
tblVehicleEF	LDT1	3.6920e-003	2.8520e-003
tblVehicleEF	LDT1	2.4910e-003	2.0190e-003
tblVehicleEF	LDT1	3.3960e-003	2.6220e-003
tblVehicleEF	LDT1	0.37	0.40
tblVehicleEF	LDT1	0.41	0.33
tblVehicleEF	LDT1	0.27	0.29

Merrill Commcerce Center (Phase A Construction - Unmitigated) - San Bernardino-South Coast County, Summer

tblVehicleEF	LDT1	0.04	0.04
tblVehicleEF	LDT1	0.20	0.88
tblVehicleEF	LDT1	0.21	0.36
tblVehicleEF	LDT1	3.4420e-003	3.3170e-003
tblVehicleEF	LDT1	7.6200e-004	6.3900e-004
tblVehicleEF	LDT1	0.37	0.40
tblVehicleEF	LDT1	0.41	0.33
tblVehicleEF	LDT1	0.27	0.29
tblVehicleEF	LDT1	0.06	0.05
tblVehicleEF	LDT1	0.20	0.88
tblVehicleEF	LDT1	0.23	0.40
tblVehicleEF	LDT1	0.01	6.8960e-003
tblVehicleEF	LDT1	0.02	0.08
tblVehicleEF	LDT1	1.47	1.37
tblVehicleEF	LDT1	3.55	2.40
tblVehicleEF	LDT1	307.06	304.06
tblVehicleEF	LDT1	70.93	65.42
tblVehicleEF	LDT1	0.15	0.12
tblVehicleEF	LDT1	2.7050e-003	2.1940e-003
tblVehicleEF	LDT1	3.6920e-003	2.8520e-003
tblVehicleEF	LDT1	2.4910e-003	2.0190e-003
tblVehicleEF	LDT1	3.3960e-003	2.6220e-003
tblVehicleEF	LDT1	0.19	0.20
tblVehicleEF	LDT1	0.39	0.30
tblVehicleEF	LDT1	0.12	0.12
tblVehicleEF	LDT1	0.03	0.03
tblVehicleEF	LDT1	0.23	1.03

Merrill Commcerce Center (Phase A Construction - Unmitigated) - San Bernardino-South Coast County, Summer

tblVehicleEF	LDT1	0.25	0.43
tblVehicleEF	LDT1	3.0890e-003	3.0090e-003
tblVehicleEF	LDT1	7.7200e-004	6.4700e-004
tblVehicleEF	LDT1	0.19	0.20
tblVehicleEF	LDT1	0.39	0.30
tblVehicleEF	LDT1	0.12	0.12
tblVehicleEF	LDT1	0.05	0.04
tblVehicleEF	LDT1	0.23	1.03
tblVehicleEF	LDT1	0.28	0.47
tblVehicleEF	LDT2	6.3270e-003	4.2800e-003
tblVehicleEF	LDT2	8.1990e-003	0.07
tblVehicleEF	LDT2	0.80	0.97
tblVehicleEF	LDT2	1.67	2.78
tblVehicleEF	LDT2	351.15	331.49
tblVehicleEF	LDT2	79.39	70.30
tblVehicleEF	LDT2	0.09	0.09
tblVehicleEF	LDT2	1.7270e-003	1.5180e-003
tblVehicleEF	LDT2	2.4170e-003	1.9480e-003
tblVehicleEF	LDT2	1.5880e-003	1.3970e-003
tblVehicleEF	LDT2	2.2220e-003	1.7910e-003
tblVehicleEF	LDT2	0.06	0.10
tblVehicleEF	LDT2	0.13	0.15
tblVehicleEF	LDT2	0.05	0.08
tblVehicleEF	LDT2	0.02	0.02
tblVehicleEF	LDT2	0.07	0.48
tblVehicleEF	LDT2	0.11	0.35
tblVehicleEF	LDT2	3.5180e-003	3.2800e-003

Merrill Commerce Center (Phase A Construction - Unmitigated) - San Bernardino-South Coast County, Summer

tblVehicleEF	LDT2	8.2200e-004	6.9600e-004
tblVehicleEF	LDT2	0.06	0.10
tblVehicleEF	LDT2	0.13	0.15
tblVehicleEF	LDT2	0.05	0.08
tblVehicleEF	LDT2	0.02	0.03
tblVehicleEF	LDT2	0.07	0.48
tblVehicleEF	LDT2	0.12	0.38
tblVehicleEF	LDT2	7.1840e-003	4.8870e-003
tblVehicleEF	LDT2	6.8290e-003	0.06
tblVehicleEF	LDT2	0.97	1.18
tblVehicleEF	LDT2	1.38	2.30
tblVehicleEF	LDT2	383.36	355.94
tblVehicleEF	LDT2	79.39	69.35
tblVehicleEF	LDT2	0.08	0.08
tblVehicleEF	LDT2	1.7270e-003	1.5180e-003
tblVehicleEF	LDT2	2.4170e-003	1.9480e-003
tblVehicleEF	LDT2	1.5880e-003	1.3970e-003
tblVehicleEF	LDT2	2.2220e-003	1.7910e-003
tblVehicleEF	LDT2	0.13	0.21
tblVehicleEF	LDT2	0.15	0.18
tblVehicleEF	LDT2	0.11	0.18
tblVehicleEF	LDT2	0.02	0.02
tblVehicleEF	LDT2	0.07	0.48
tblVehicleEF	LDT2	0.09	0.29
tblVehicleEF	LDT2	3.8420e-003	3.5220e-003
tblVehicleEF	LDT2	8.1700e-004	6.8600e-004
tblVehicleEF	LDT2	0.13	0.21

Merrill Commcerce Center (Phase A Construction - Unmitigated) - San Bernardino-South Coast County, Summer

tblVehicleEF	LDT2	0.15	0.18
tblVehicleEF	LDT2	0.11	0.18
tblVehicleEF	LDT2	0.03	0.03
tblVehicleEF	LDT2	0.07	0.48
tblVehicleEF	LDT2	0.10	0.32
tblVehicleEF	LDT2	6.1560e-003	4.1770e-003
tblVehicleEF	LDT2	8.1410e-003	0.07
tblVehicleEF	LDT2	0.75	0.92
tblVehicleEF	LDT2	1.64	2.74
tblVehicleEF	LDT2	343.55	325.69
tblVehicleEF	LDT2	79.39	70.22
tblVehicleEF	LDT2	0.08	0.09
tblVehicleEF	LDT2	1.7270e-003	1.5180e-003
tblVehicleEF	LDT2	2.4170e-003	1.9480e-003
tblVehicleEF	LDT2	1.5880e-003	1.3970e-003
tblVehicleEF	LDT2	2.2220e-003	1.7910e-003
tblVehicleEF	LDT2	0.06	0.10
tblVehicleEF	LDT2	0.14	0.16
tblVehicleEF	LDT2	0.05	0.08
tblVehicleEF	LDT2	0.02	0.02
tblVehicleEF	LDT2	0.08	0.56
tblVehicleEF	LDT2	0.11	0.35
tblVehicleEF	LDT2	3.4410e-003	3.2220e-003
tblVehicleEF	LDT2	8.2200e-004	6.9500e-004
tblVehicleEF	LDT2	0.06	0.10
tblVehicleEF	LDT2	0.14	0.16
tblVehicleEF	LDT2	0.05	0.08

Merrill Commcerce Center (Phase A Construction - Unmitigated) - San Bernardino-South Coast County, Summer

tblVehicleEF	LDT2	0.02	0.03
tblVehicleEF	LDT2	0.08	0.56
tblVehicleEF	LDT2	0.12	0.38
tblVehicleEF	LHD1	5.2170e-003	4.8640e-003
tblVehicleEF	LHD1	0.01	6.5090e-003
tblVehicleEF	LHD1	0.02	0.02
tblVehicleEF	LHD1	0.14	0.17
tblVehicleEF	LHD1	1.07	0.88
tblVehicleEF	LHD1	2.60	1.03
tblVehicleEF	LHD1	9.23	9.35
tblVehicleEF	LHD1	609.20	648.62
tblVehicleEF	LHD1	30.40	10.79
tblVehicleEF	LHD1	0.09	0.08
tblVehicleEF	LHD1	2.12	1.54
tblVehicleEF	LHD1	9.6500e-004	9.5300e-004
tblVehicleEF	LHD1	0.01	9.9680e-003
tblVehicleEF	LHD1	0.01	0.01
tblVehicleEF	LHD1	9.5800e-004	2.6300e-004
tblVehicleEF	LHD1	9.2400e-004	9.1200e-004
tblVehicleEF	LHD1	2.5390e-003	2.4920e-003
tblVehicleEF	LHD1	0.01	0.01
tblVehicleEF	LHD1	8.8100e-004	2.4200e-004
tblVehicleEF	LHD1	3.7070e-003	3.1750e-003
tblVehicleEF	LHD1	0.11	0.09
tblVehicleEF	LHD1	0.02	0.02
tblVehicleEF	LHD1	1.8240e-003	1.5420e-003
tblVehicleEF	LHD1	0.08	0.07

Merrill Commcerce Center (Phase A Construction - Unmitigated) - San Bernardino-South Coast County, Summer

tblVehicleEF	LHD1	0.35	0.60
tblVehicleEF	LHD1	0.27	0.08
tblVehicleEF	LHD1	9.2000e-005	9.0000e-005
tblVehicleEF	LHD1	5.9760e-003	6.3130e-003
tblVehicleEF	LHD1	3.5300e-004	1.0700e-004
tblVehicleEF	LHD1	3.7070e-003	3.1750e-003
tblVehicleEF	LHD1	0.11	0.09
tblVehicleEF	LHD1	0.02	0.03
tblVehicleEF	LHD1	1.8240e-003	1.5420e-003
tblVehicleEF	LHD1	0.10	0.08
tblVehicleEF	LHD1	0.35	0.60
tblVehicleEF	LHD1	0.29	0.09
tblVehicleEF	LHD1	5.2170e-003	4.8790e-003
tblVehicleEF	LHD1	0.01	6.6670e-003
tblVehicleEF	LHD1	0.02	0.02
tblVehicleEF	LHD1	0.14	0.17
tblVehicleEF	LHD1	1.09	0.90
tblVehicleEF	LHD1	2.43	0.97
tblVehicleEF	LHD1	9.23	9.35
tblVehicleEF	LHD1	609.20	648.66
tblVehicleEF	LHD1	30.40	10.67
tblVehicleEF	LHD1	0.09	0.08
tblVehicleEF	LHD1	1.98	1.44
tblVehicleEF	LHD1	9.6500e-004	9.5300e-004
tblVehicleEF	LHD1	0.01	9.9680e-003
tblVehicleEF	LHD1	0.01	0.01
tblVehicleEF	LHD1	9.5800e-004	2.6300e-004

Merrill Commcerce Center (Phase A Construction - Unmitigated) - San Bernardino-South Coast County, Summer

tblVehicleEF	LHD1	9.2400e-004	9.1200e-004
tblVehicleEF	LHD1	2.5390e-003	2.4920e-003
tblVehicleEF	LHD1	0.01	0.01
tblVehicleEF	LHD1	8.8100e-004	2.4200e-004
tblVehicleEF	LHD1	7.3080e-003	6.2980e-003
tblVehicleEF	LHD1	0.13	0.11
tblVehicleEF	LHD1	0.02	0.02
tblVehicleEF	LHD1	4.1220e-003	3.5370e-003
tblVehicleEF	LHD1	0.09	0.07
tblVehicleEF	LHD1	0.36	0.60
tblVehicleEF	LHD1	0.25	0.08
tblVehicleEF	LHD1	9.2000e-005	9.0000e-005
tblVehicleEF	LHD1	5.9770e-003	6.3140e-003
tblVehicleEF	LHD1	3.5000e-004	1.0600e-004
tblVehicleEF	LHD1	7.3080e-003	6.2980e-003
tblVehicleEF	LHD1	0.13	0.11
tblVehicleEF	LHD1	0.02	0.03
tblVehicleEF	LHD1	4.1220e-003	3.5370e-003
tblVehicleEF	LHD1	0.11	0.09
tblVehicleEF	LHD1	0.36	0.60
tblVehicleEF	LHD1	0.28	0.08
tblVehicleEF	LHD1	5.2170e-003	4.8670e-003
tblVehicleEF	LHD1	0.01	6.5250e-003
tblVehicleEF	LHD1	0.02	0.02
tblVehicleEF	LHD1	0.14	0.17
tblVehicleEF	LHD1	1.07	0.89
tblVehicleEF	LHD1	2.55	1.02

Merrill Commcerce Center (Phase A Construction - Unmitigated) - San Bernardino-South Coast County, Summer

tblVehicleEF	LHD1	9.23	9.35
tblVehicleEF	LHD1	609.20	648.63
tblVehicleEF	LHD1	30.40	10.76
tblVehicleEF	LHD1	0.09	0.08
tblVehicleEF	LHD1	2.08	1.51
tblVehicleEF	LHD1	9.6500e-004	9.5300e-004
tblVehicleEF	LHD1	0.01	9.9680e-003
tblVehicleEF	LHD1	0.01	0.01
tblVehicleEF	LHD1	9.5800e-004	2.6300e-004
tblVehicleEF	LHD1	9.2400e-004	9.1200e-004
tblVehicleEF	LHD1	2.5390e-003	2.4920e-003
tblVehicleEF	LHD1	0.01	0.01
tblVehicleEF	LHD1	8.8100e-004	2.4200e-004
tblVehicleEF	LHD1	4.0430e-003	3.5090e-003
tblVehicleEF	LHD1	0.13	0.10
tblVehicleEF	LHD1	0.02	0.02
tblVehicleEF	LHD1	1.7940e-003	1.5200e-003
tblVehicleEF	LHD1	0.08	0.07
tblVehicleEF	LHD1	0.38	0.64
tblVehicleEF	LHD1	0.26	0.08
tblVehicleEF	LHD1	9.2000e-005	9.0000e-005
tblVehicleEF	LHD1	5.9760e-003	6.3130e-003
tblVehicleEF	LHD1	3.5200e-004	1.0600e-004
tblVehicleEF	LHD1	4.0430e-003	3.5090e-003
tblVehicleEF	LHD1	0.13	0.10
tblVehicleEF	LHD1	0.02	0.03
tblVehicleEF	LHD1	1.7940e-003	1.5200e-003

Merrill Commcerce Center (Phase A Construction - Unmitigated) - San Bernardino-South Coast County, Summer

tblVehicleEF	LHD1	0.10	0.08
tblVehicleEF	LHD1	0.38	0.64
tblVehicleEF	LHD1	0.29	0.09
tblVehicleEF	LHD2	3.5950e-003	3.3090e-003
tblVehicleEF	LHD2	4.6110e-003	4.1580e-003
tblVehicleEF	LHD2	8.1370e-003	9.5080e-003
tblVehicleEF	LHD2	0.12	0.14
tblVehicleEF	LHD2	0.50	0.56
tblVehicleEF	LHD2	1.20	0.61
tblVehicleEF	LHD2	14.27	14.55
tblVehicleEF	LHD2	608.52	648.96
tblVehicleEF	LHD2	24.46	7.78
tblVehicleEF	LHD2	0.11	0.11
tblVehicleEF	LHD2	1.49	1.65
tblVehicleEF	LHD2	1.2830e-003	1.4030e-003
tblVehicleEF	LHD2	0.01	0.01
tblVehicleEF	LHD2	0.01	0.01
tblVehicleEF	LHD2	4.0000e-004	1.2600e-004
tblVehicleEF	LHD2	1.2280e-003	1.3430e-003
tblVehicleEF	LHD2	2.6860e-003	2.6930e-003
tblVehicleEF	LHD2	0.01	0.01
tblVehicleEF	LHD2	3.6800e-004	1.1600e-004
tblVehicleEF	LHD2	1.3070e-003	1.5580e-003
tblVehicleEF	LHD2	0.04	0.05
tblVehicleEF	LHD2	0.01	0.02
tblVehicleEF	LHD2	7.0300e-004	8.0000e-004
tblVehicleEF	LHD2	0.06	0.06

Merrill Commcerce Center (Phase A Construction - Unmitigated) - San Bernardino-South Coast County, Summer

tblVehicleEF	LHD2	0.09	0.29
tblVehicleEF	LHD2	0.11	0.05
tblVehicleEF	LHD2	5.9200e-003	6.2610e-003
tblVehicleEF	LHD2	2.6700e-004	7.7000e-005
tblVehicleEF	LHD2	1.3070e-003	1.5580e-003
tblVehicleEF	LHD2	0.04	0.05
tblVehicleEF	LHD2	0.02	0.02
tblVehicleEF	LHD2	7.0300e-004	8.0000e-004
tblVehicleEF	LHD2	0.07	0.07
tblVehicleEF	LHD2	0.09	0.29
tblVehicleEF	LHD2	0.12	0.05
tblVehicleEF	LHD2	3.5950e-003	3.3190e-003
tblVehicleEF	LHD2	4.6760e-003	4.2030e-003
tblVehicleEF	LHD2	7.7630e-003	9.0810e-003
tblVehicleEF	LHD2	0.12	0.14
tblVehicleEF	LHD2	0.50	0.56
tblVehicleEF	LHD2	1.13	0.57
tblVehicleEF	LHD2	14.27	14.55
tblVehicleEF	LHD2	608.52	648.97
tblVehicleEF	LHD2	24.46	7.71
tblVehicleEF	LHD2	0.11	0.11
tblVehicleEF	LHD2	1.40	1.55
tblVehicleEF	LHD2	1.2830e-003	1.4030e-003
tblVehicleEF	LHD2	0.01	0.01
tblVehicleEF	LHD2	0.01	0.01
tblVehicleEF	LHD2	4.0000e-004	1.2600e-004
tblVehicleEF	LHD2	1.2280e-003	1.3430e-003

Merrill Commcerce Center (Phase A Construction - Unmitigated) - San Bernardino-South Coast County, Summer

tblVehicleEF	LHD2	2.6860e-003	2.6930e-003
tblVehicleEF	LHD2	0.01	0.01
tblVehicleEF	LHD2	3.6800e-004	1.1600e-004
tblVehicleEF	LHD2	2.5220e-003	3.0280e-003
tblVehicleEF	LHD2	0.04	0.06
tblVehicleEF	LHD2	0.01	0.02
tblVehicleEF	LHD2	1.5220e-003	1.7650e-003
tblVehicleEF	LHD2	0.06	0.06
tblVehicleEF	LHD2	0.09	0.29
tblVehicleEF	LHD2	0.10	0.04
tblVehicleEF	LHD2	5.9200e-003	6.2610e-003
tblVehicleEF	LHD2	2.6500e-004	7.6000e-005
tblVehicleEF	LHD2	2.5220e-003	3.0280e-003
tblVehicleEF	LHD2	0.04	0.06
tblVehicleEF	LHD2	0.02	0.02
tblVehicleEF	LHD2	1.5220e-003	1.7650e-003
tblVehicleEF	LHD2	0.07	0.07
tblVehicleEF	LHD2	0.09	0.29
tblVehicleEF	LHD2	0.11	0.05
tblVehicleEF	LHD2	3.5950e-003	3.3110e-003
tblVehicleEF	LHD2	4.6180e-003	4.1630e-003
tblVehicleEF	LHD2	8.0640e-003	9.4270e-003
tblVehicleEF	LHD2	0.12	0.14
tblVehicleEF	LHD2	0.50	0.56
tblVehicleEF	LHD2	1.19	0.60
tblVehicleEF	LHD2	14.27	14.55
tblVehicleEF	LHD2	608.52	648.96

Merrill Commcerce Center (Phase A Construction - Unmitigated) - San Bernardino-South Coast County, Summer

tblVehicleEF	LHD2	24.46	7.77
tblVehicleEF	LHD2	0.11	0.11
tblVehicleEF	LHD2	1.46	1.62
tblVehicleEF	LHD2	1.2830e-003	1.4030e-003
tblVehicleEF	LHD2	0.01	0.01
tblVehicleEF	LHD2	0.01	0.01
tblVehicleEF	LHD2	4.0000e-004	1.2600e-004
tblVehicleEF	LHD2	1.2280e-003	1.3430e-003
tblVehicleEF	LHD2	2.6860e-003	2.6930e-003
tblVehicleEF	LHD2	0.01	0.01
tblVehicleEF	LHD2	3.6800e-004	1.1600e-004
tblVehicleEF	LHD2	1.3460e-003	1.6400e-003
tblVehicleEF	LHD2	0.04	0.05
tblVehicleEF	LHD2	0.01	0.02
tblVehicleEF	LHD2	6.8700e-004	7.8100e-004
tblVehicleEF	LHD2	0.06	0.06
tblVehicleEF	LHD2	0.10	0.31
tblVehicleEF	LHD2	0.11	0.05
tblVehicleEF	LHD2	5.9200e-003	6.2610e-003
tblVehicleEF	LHD2	2.6600e-004	7.7000e-005
tblVehicleEF	LHD2	1.3460e-003	1.6400e-003
tblVehicleEF	LHD2	0.04	0.05
tblVehicleEF	LHD2	0.02	0.02
tblVehicleEF	LHD2	6.8700e-004	7.8100e-004
tblVehicleEF	LHD2	0.07	0.07
tblVehicleEF	LHD2	0.10	0.31
tblVehicleEF	LHD2	0.12	0.05

Merrill Commcerce Center (Phase A Construction - Unmitigated) - San Bernardino-South Coast County, Summer

tblVehicleEF	MCY	0.43	0.33
tblVehicleEF	MCY	0.16	0.25
tblVehicleEF	MCY	20.55	20.74
tblVehicleEF	MCY	9.93	8.78
tblVehicleEF	MCY	167.73	210.98
tblVehicleEF	MCY	46.45	61.55
tblVehicleEF	MCY	1.16	1.17
tblVehicleEF	MCY	1.8610e-003	1.8280e-003
tblVehicleEF	MCY	3.6730e-003	3.0520e-003
tblVehicleEF	MCY	1.7420e-003	1.7110e-003
tblVehicleEF	MCY	3.4650e-003	2.8770e-003
tblVehicleEF	MCY	1.45	1.44
tblVehicleEF	MCY	0.84	0.84
tblVehicleEF	MCY	0.80	0.80
tblVehicleEF	MCY	2.23	2.23
tblVehicleEF	MCY	0.49	2.04
tblVehicleEF	MCY	2.16	1.90
tblVehicleEF	MCY	2.0770e-003	2.0880e-003
tblVehicleEF	MCY	6.9000e-004	6.0900e-004
tblVehicleEF	MCY	1.45	1.44
tblVehicleEF	MCY	0.84	0.84
tblVehicleEF	MCY	0.80	0.80
tblVehicleEF	MCY	2.74	2.74
tblVehicleEF	MCY	0.49	2.04
tblVehicleEF	MCY	2.35	2.07
tblVehicleEF	MCY	0.42	0.32
tblVehicleEF	MCY	0.14	0.22

Merrill Commcerce Center (Phase A Construction - Unmitigated) - San Bernardino-South Coast County, Summer

tblVehicleEF	MCY	20.68	20.87
tblVehicleEF	MCY	9.05	7.97
tblVehicleEF	MCY	167.73	210.98
tblVehicleEF	MCY	46.45	59.35
tblVehicleEF	MCY	0.99	0.99
tblVehicleEF	MCY	1.8610e-003	1.8280e-003
tblVehicleEF	MCY	3.6730e-003	3.0520e-003
tblVehicleEF	MCY	1.7420e-003	1.7110e-003
tblVehicleEF	MCY	3.4650e-003	2.8770e-003
tblVehicleEF	MCY	3.14	3.14
tblVehicleEF	MCY	1.27	1.28
tblVehicleEF	MCY	2.13	2.12
tblVehicleEF	MCY	2.17	2.17
tblVehicleEF	MCY	0.49	2.03
tblVehicleEF	MCY	1.86	1.63
tblVehicleEF	MCY	2.0770e-003	2.0880e-003
tblVehicleEF	MCY	6.6700e-004	5.8700e-004
tblVehicleEF	MCY	3.14	3.14
tblVehicleEF	MCY	1.27	1.28
tblVehicleEF	MCY	2.13	2.12
tblVehicleEF	MCY	2.67	2.67
tblVehicleEF	MCY	0.49	2.03
tblVehicleEF	MCY	2.02	1.77
tblVehicleEF	MCY	0.42	0.32
tblVehicleEF	MCY	0.15	0.24
tblVehicleEF	MCY	19.63	19.79
tblVehicleEF	MCY	9.55	8.43

Merrill Commcerce Center (Phase A Construction - Unmitigated) - San Bernardino-South Coast County, Summer

tblVehicleEF	MCY	167.73	209.35
tblVehicleEF	MCY	46.45	60.75
tblVehicleEF	MCY	1.12	1.12
tblVehicleEF	MCY	1.8610e-003	1.8280e-003
tblVehicleEF	MCY	3.6730e-003	3.0520e-003
tblVehicleEF	MCY	1.7420e-003	1.7110e-003
tblVehicleEF	MCY	3.4650e-003	2.8770e-003
tblVehicleEF	MCY	1.71	1.70
tblVehicleEF	MCY	1.13	1.12
tblVehicleEF	MCY	0.72	0.71
tblVehicleEF	MCY	2.19	2.20
tblVehicleEF	MCY	0.56	2.32
tblVehicleEF	MCY	2.08	1.83
tblVehicleEF	MCY	2.0610e-003	2.0720e-003
tblVehicleEF	MCY	6.8200e-004	6.0100e-004
tblVehicleEF	MCY	1.71	1.70
tblVehicleEF	MCY	1.13	1.12
tblVehicleEF	MCY	0.72	0.71
tblVehicleEF	MCY	2.69	2.69
tblVehicleEF	MCY	0.56	2.32
tblVehicleEF	MCY	2.27	1.99
tblVehicleEF	MDV	0.01	5.5560e-003
tblVehicleEF	MDV	0.02	0.09
tblVehicleEF	MDV	1.35	1.14
tblVehicleEF	MDV	3.25	3.33
tblVehicleEF	MDV	483.94	412.02
tblVehicleEF	MDV	107.92	87.05

Merrill Commcerce Center (Phase A Construction - Unmitigated) - San Bernardino-South Coast County, Summer

tblVehicleEF	MDV	0.17	0.12
tblVehicleEF	MDV	1.8260e-003	1.6290e-003
tblVehicleEF	MDV	2.5170e-003	2.0560e-003
tblVehicleEF	MDV	1.6830e-003	1.5030e-003
tblVehicleEF	MDV	2.3150e-003	1.8910e-003
tblVehicleEF	MDV	0.10	0.12
tblVehicleEF	MDV	0.20	0.17
tblVehicleEF	MDV	0.08	0.10
tblVehicleEF	MDV	0.03	0.02
tblVehicleEF	MDV	0.11	0.52
tblVehicleEF	MDV	0.25	0.45
tblVehicleEF	MDV	4.8500e-003	4.0740e-003
tblVehicleEF	MDV	1.1370e-003	8.6100e-004
tblVehicleEF	MDV	0.10	0.12
tblVehicleEF	MDV	0.20	0.17
tblVehicleEF	MDV	0.08	0.10
tblVehicleEF	MDV	0.05	0.03
tblVehicleEF	MDV	0.11	0.52
tblVehicleEF	MDV	0.28	0.50
tblVehicleEF	MDV	0.01	6.3580e-003
tblVehicleEF	MDV	0.02	0.08
tblVehicleEF	MDV	1.64	1.38
tblVehicleEF	MDV	2.69	2.75
tblVehicleEF	MDV	526.85	437.99
tblVehicleEF	MDV	107.92	85.88
tblVehicleEF	MDV	0.16	0.11
tblVehicleEF	MDV	1.8260e-003	1.6290e-003

Merrill Commcerce Center (Phase A Construction - Unmitigated) - San Bernardino-South Coast County, Summer

tblVehicleEF	MDV	2.5170e-003	2.0560e-003
tblVehicleEF	MDV	1.6830e-003	1.5030e-003
tblVehicleEF	MDV	2.3150e-003	1.8910e-003
tblVehicleEF	MDV	0.20	0.24
tblVehicleEF	MDV	0.23	0.20
tblVehicleEF	MDV	0.17	0.21
tblVehicleEF	MDV	0.04	0.03
tblVehicleEF	MDV	0.11	0.52
tblVehicleEF	MDV	0.21	0.38
tblVehicleEF	MDV	5.2830e-003	4.3310e-003
tblVehicleEF	MDV	1.1260e-003	8.5000e-004
tblVehicleEF	MDV	0.20	0.24
tblVehicleEF	MDV	0.23	0.20
tblVehicleEF	MDV	0.17	0.21
tblVehicleEF	MDV	0.05	0.04
tblVehicleEF	MDV	0.11	0.52
tblVehicleEF	MDV	0.23	0.42
tblVehicleEF	MDV	0.01	5.4100e-003
tblVehicleEF	MDV	0.02	0.09
tblVehicleEF	MDV	1.28	1.08
tblVehicleEF	MDV	3.20	3.28
tblVehicleEF	MDV	473.93	405.86
tblVehicleEF	MDV	107.92	86.95
tblVehicleEF	MDV	0.16	0.11
tblVehicleEF	MDV	1.8260e-003	1.6290e-003
tblVehicleEF	MDV	2.5170e-003	2.0560e-003
tblVehicleEF	MDV	1.6830e-003	1.5030e-003

Merrill Commcerce Center (Phase A Construction - Unmitigated) - San Bernardino-South Coast County, Summer

tblVehicleEF	MDV	2.3150e-003	1.8910e-003
tblVehicleEF	MDV	0.10	0.11
tblVehicleEF	MDV	0.22	0.19
tblVehicleEF	MDV	0.08	0.10
tblVehicleEF	MDV	0.03	0.02
tblVehicleEF	MDV	0.13	0.60
tblVehicleEF	MDV	0.25	0.45
tblVehicleEF	MDV	4.7490e-003	4.0130e-003
tblVehicleEF	MDV	1.1360e-003	8.6000e-004
tblVehicleEF	MDV	0.10	0.11
tblVehicleEF	MDV	0.22	0.19
tblVehicleEF	MDV	0.08	0.10
tblVehicleEF	MDV	0.04	0.03
tblVehicleEF	MDV	0.13	0.60
tblVehicleEF	MDV	0.27	0.49
tblVehicleEF	MH	0.04	3.7970e-003
tblVehicleEF	MH	0.03	0.00
tblVehicleEF	MH	3.07	0.36
tblVehicleEF	MH	6.43	0.00
tblVehicleEF	MH	1,045.05	951.23
tblVehicleEF	MH	59.49	0.00
tblVehicleEF	MH	1.54	4.54
tblVehicleEF	MH	0.01	0.02
tblVehicleEF	MH	0.04	0.14
tblVehicleEF	MH	1.1740e-003	0.00
tblVehicleEF	MH	3.2230e-003	4.0000e-003
tblVehicleEF	MH	0.04	0.14

Merrill Commcerce Center (Phase A Construction - Unmitigated) - San Bernardino-South Coast County, Summer

tblVehicleEF	MH	1.0790e-003	0.00
tblVehicleEF	MH	1.47	0.00
tblVehicleEF	MH	0.09	0.00
tblVehicleEF	MH	0.51	0.00
tblVehicleEF	MH	0.10	0.08
tblVehicleEF	MH	0.03	0.00
tblVehicleEF	MH	0.37	0.00
tblVehicleEF	MH	0.01	8.9930e-003
tblVehicleEF	MH	7.0700e-004	0.00
tblVehicleEF	MH	1.47	0.00
tblVehicleEF	MH	0.09	0.00
tblVehicleEF	MH	0.51	0.00
tblVehicleEF	MH	0.14	0.09
tblVehicleEF	MH	0.03	0.00
tblVehicleEF	MH	0.40	0.00
tblVehicleEF	MH	0.04	3.7970e-003
tblVehicleEF	MH	0.03	0.00
tblVehicleEF	MH	3.19	0.36
tblVehicleEF	MH	5.84	0.00
tblVehicleEF	MH	1,045.05	951.23
tblVehicleEF	MH	59.49	0.00
tblVehicleEF	MH	1.41	4.26
tblVehicleEF	MH	0.01	0.02
tblVehicleEF	MH	0.04	0.14
tblVehicleEF	MH	1.1740e-003	0.00
tblVehicleEF	MH	3.2230e-003	4.0000e-003
tblVehicleEF	MH	0.04	0.14

Merrill Commcerce Center (Phase A Construction - Unmitigated) - San Bernardino-South Coast County, Summer

tblVehicleEF	MH	1.0790e-003	0.00
tblVehicleEF	MH	2.91	0.00
tblVehicleEF	MH	0.11	0.00
tblVehicleEF	MH	1.21	0.00
tblVehicleEF	MH	0.11	0.08
tblVehicleEF	MH	0.03	0.00
tblVehicleEF	MH	0.34	0.00
tblVehicleEF	MH	0.01	8.9930e-003
tblVehicleEF	MH	6.9700e-004	0.00
tblVehicleEF	MH	2.91	0.00
tblVehicleEF	MH	0.11	0.00
tblVehicleEF	MH	1.21	0.00
tblVehicleEF	MH	0.15	0.09
tblVehicleEF	MH	0.03	0.00
tblVehicleEF	MH	0.38	0.00
tblVehicleEF	MH	0.04	3.7970e-003
tblVehicleEF	MH	0.03	0.00
tblVehicleEF	MH	3.08	0.36
tblVehicleEF	MH	6.36	0.00
tblVehicleEF	MH	1,045.05	951.23
tblVehicleEF	MH	59.49	0.00
tblVehicleEF	MH	1.51	4.46
tblVehicleEF	MH	0.01	0.02
tblVehicleEF	MH	0.04	0.14
tblVehicleEF	MH	1.1740e-003	0.00
tblVehicleEF	MH	3.2230e-003	4.0000e-003
tblVehicleEF	MH	0.04	0.14

Merrill Commcerce Center (Phase A Construction - Unmitigated) - San Bernardino-South Coast County, Summer

tblVehicleEF	MH	1.0790e-003	0.00
tblVehicleEF	MH	1.75	0.00
tblVehicleEF	MH	0.11	0.00
tblVehicleEF	MH	0.53	0.00
tblVehicleEF	MH	0.10	0.08
tblVehicleEF	MH	0.03	0.00
tblVehicleEF	MH	0.37	0.00
tblVehicleEF	MH	0.01	8.9930e-003
tblVehicleEF	MH	7.0600e-004	0.00
tblVehicleEF	MH	1.75	0.00
tblVehicleEF	MH	0.11	0.00
tblVehicleEF	MH	0.53	0.00
tblVehicleEF	MH	0.15	0.09
tblVehicleEF	MH	0.03	0.00
tblVehicleEF	MH	0.40	0.00
tblVehicleEF	MHD	0.02	3.1740e-003
tblVehicleEF	MHD	3.5160e-003	3.4880e-003
tblVehicleEF	MHD	0.05	8.5120e-003
tblVehicleEF	MHD	0.32	0.34
tblVehicleEF	MHD	0.27	0.35
tblVehicleEF	MHD	5.32	0.97
tblVehicleEF	MHD	156.91	69.07
tblVehicleEF	MHD	1,101.52	999.60
tblVehicleEF	MHD	52.43	8.24
tblVehicleEF	MHD	0.60	0.51
tblVehicleEF	MHD	0.99	1.54
tblVehicleEF	MHD	3.8600e-004	1.1810e-003

Merrill Commcerce Center (Phase A Construction - Unmitigated) - San Bernardino-South Coast County, Summer

tblVehicleEF	MHD	5.0030e-003	0.03
tblVehicleEF	MHD	7.6400e-004	1.0000e-004
tblVehicleEF	MHD	3.6900e-004	1.1300e-003
tblVehicleEF	MHD	4.7830e-003	0.03
tblVehicleEF	MHD	7.0300e-004	9.2000e-005
tblVehicleEF	MHD	1.2800e-003	5.9300e-004
tblVehicleEF	MHD	0.04	0.02
tblVehicleEF	MHD	0.02	0.02
tblVehicleEF	MHD	6.5100e-004	3.0000e-004
tblVehicleEF	MHD	0.04	0.05
tblVehicleEF	MHD	0.02	0.11
tblVehicleEF	MHD	0.32	0.04
tblVehicleEF	MHD	1.5080e-003	6.5500e-004
tblVehicleEF	MHD	0.01	9.5250e-003
tblVehicleEF	MHD	6.1700e-004	8.2000e-005
tblVehicleEF	MHD	1.2800e-003	5.9300e-004
tblVehicleEF	MHD	0.04	0.02
tblVehicleEF	MHD	0.03	0.02
tblVehicleEF	MHD	6.5100e-004	3.0000e-004
tblVehicleEF	MHD	0.04	0.06
tblVehicleEF	MHD	0.02	0.11
tblVehicleEF	MHD	0.35	0.05
tblVehicleEF	MHD	0.02	3.0170e-003
tblVehicleEF	MHD	3.5800e-003	3.5290e-003
tblVehicleEF	MHD	0.05	8.1180e-003
tblVehicleEF	MHD	0.24	0.28
tblVehicleEF	MHD	0.28	0.36

Merrill Commcerce Center (Phase A Construction - Unmitigated) - San Bernardino-South Coast County, Summer

tblVehicleEF	MHD	4.97	0.91
tblVehicleEF	MHD	166.20	69.79
tblVehicleEF	MHD	1,101.52	999.60
tblVehicleEF	MHD	52.43	8.13
tblVehicleEF	MHD	0.62	0.51
tblVehicleEF	MHD	0.92	1.44
tblVehicleEF	MHD	3.2500e-004	9.9900e-004
tblVehicleEF	MHD	5.0030e-003	0.03
tblVehicleEF	MHD	7.6400e-004	1.0000e-004
tblVehicleEF	MHD	3.1100e-004	9.5500e-004
tblVehicleEF	MHD	4.7830e-003	0.03
tblVehicleEF	MHD	7.0300e-004	9.2000e-005
tblVehicleEF	MHD	2.5300e-003	1.1740e-003
tblVehicleEF	MHD	0.05	0.02
tblVehicleEF	MHD	0.02	0.02
tblVehicleEF	MHD	1.5010e-003	6.9400e-004
tblVehicleEF	MHD	0.04	0.05
tblVehicleEF	MHD	0.02	0.11
tblVehicleEF	MHD	0.30	0.04
tblVehicleEF	MHD	1.5950e-003	6.6200e-004
tblVehicleEF	MHD	0.01	9.5250e-003
tblVehicleEF	MHD	6.1100e-004	8.1000e-005
tblVehicleEF	MHD	2.5300e-003	1.1740e-003
tblVehicleEF	MHD	0.05	0.02
tblVehicleEF	MHD	0.03	0.02
tblVehicleEF	MHD	1.5010e-003	6.9400e-004
tblVehicleEF	MHD	0.04	0.06

Merrill Commcerce Center (Phase A Construction - Unmitigated) - San Bernardino-South Coast County, Summer

tblVehicleEF	MHD	0.02	0.11
tblVehicleEF	MHD	0.33	0.05
tblVehicleEF	MHD	0.02	3.4070e-003
tblVehicleEF	MHD	3.5220e-003	3.4910e-003
tblVehicleEF	MHD	0.05	8.4150e-003
tblVehicleEF	MHD	0.45	0.41
tblVehicleEF	MHD	0.27	0.35
tblVehicleEF	MHD	5.23	0.96
tblVehicleEF	MHD	144.06	68.08
tblVehicleEF	MHD	1,101.52	999.60
tblVehicleEF	MHD	52.43	8.22
tblVehicleEF	MHD	0.57	0.51
tblVehicleEF	MHD	0.97	1.51
tblVehicleEF	MHD	4.7000e-004	1.4340e-003
tblVehicleEF	MHD	5.0030e-003	0.03
tblVehicleEF	MHD	7.6400e-004	1.0000e-004
tblVehicleEF	MHD	4.4900e-004	1.3720e-003
tblVehicleEF	MHD	4.7830e-003	0.03
tblVehicleEF	MHD	7.0300e-004	9.2000e-005
tblVehicleEF	MHD	1.3890e-003	6.4600e-004
tblVehicleEF	MHD	0.05	0.02
tblVehicleEF	MHD	0.03	0.02
tblVehicleEF	MHD	6.4000e-004	2.9500e-004
tblVehicleEF	MHD	0.04	0.05
tblVehicleEF	MHD	0.02	0.12
tblVehicleEF	MHD	0.32	0.04
tblVehicleEF	MHD	1.3860e-003	6.4600e-004

Merrill Commcerce Center (Phase A Construction - Unmitigated) - San Bernardino-South Coast County, Summer

tblVehicleEF	MHD	0.01	9.5250e-003
tblVehicleEF	MHD	6.1600e-004	8.1000e-005
tblVehicleEF	MHD	1.3890e-003	6.4600e-004
tblVehicleEF	MHD	0.05	0.02
tblVehicleEF	MHD	0.04	0.02
tblVehicleEF	MHD	6.4000e-004	2.9500e-004
tblVehicleEF	MHD	0.04	0.06
tblVehicleEF	MHD	0.02	0.12
tblVehicleEF	MHD	0.35	0.05
tblVehicleEF	OBUS	0.01	9.1480e-003
tblVehicleEF	OBUS	9.9110e-003	8.5440e-003
tblVehicleEF	OBUS	0.03	0.03
tblVehicleEF	OBUS	0.26	0.48
tblVehicleEF	OBUS	0.63	0.98
tblVehicleEF	OBUS	6.27	2.73
tblVehicleEF	OBUS	70.35	66.56
tblVehicleEF	OBUS	1,121.50	1,475.42
tblVehicleEF	OBUS	70.70	21.88
tblVehicleEF	OBUS	0.28	0.29
tblVehicleEF	OBUS	0.97	1.13
tblVehicleEF	OBUS	6.4000e-005	5.0000e-004
tblVehicleEF	OBUS	4.6440e-003	0.01
tblVehicleEF	OBUS	9.2900e-004	2.3000e-004
tblVehicleEF	OBUS	6.1000e-005	4.7800e-004
tblVehicleEF	OBUS	4.4220e-003	0.01
tblVehicleEF	OBUS	8.5400e-004	2.1200e-004
tblVehicleEF	OBUS	2.1800e-003	2.7870e-003

Merrill Commcerce Center (Phase A Construction - Unmitigated) - San Bernardino-South Coast County, Summer

tblVehicleEF	OBUS	0.02	0.03
tblVehicleEF	OBUS	0.04	0.05
tblVehicleEF	OBUS	9.3100e-004	1.1430e-003
tblVehicleEF	OBUS	0.04	0.06
tblVehicleEF	OBUS	0.05	0.31
tblVehicleEF	OBUS	0.38	0.13
tblVehicleEF	OBUS	6.8400e-004	6.3600e-004
tblVehicleEF	OBUS	0.01	0.01
tblVehicleEF	OBUS	8.1700e-004	2.1700e-004
tblVehicleEF	OBUS	2.1800e-003	2.7870e-003
tblVehicleEF	OBUS	0.02	0.03
tblVehicleEF	OBUS	0.05	0.07
tblVehicleEF	OBUS	9.3100e-004	1.1430e-003
tblVehicleEF	OBUS	0.06	0.07
tblVehicleEF	OBUS	0.05	0.31
tblVehicleEF	OBUS	0.42	0.14
tblVehicleEF	OBUS	0.01	9.2020e-003
tblVehicleEF	OBUS	0.01	8.7760e-003
tblVehicleEF	OBUS	0.03	0.02
tblVehicleEF	OBUS	0.26	0.47
tblVehicleEF	OBUS	0.65	1.01
tblVehicleEF	OBUS	5.74	2.51
tblVehicleEF	OBUS	73.50	66.43
tblVehicleEF	OBUS	1,121.50	1,475.46
tblVehicleEF	OBUS	70.70	21.50
tblVehicleEF	OBUS	0.29	0.28
tblVehicleEF	OBUS	0.90	1.04

Merrill Commcerce Center (Phase A Construction - Unmitigated) - San Bernardino-South Coast County, Summer

tblVehicleEF	OBUS	5.4000e-005	4.2500e-004
tblVehicleEF	OBUS	4.6440e-003	0.01
tblVehicleEF	OBUS	9.2900e-004	2.3000e-004
tblVehicleEF	OBUS	5.1000e-005	4.0700e-004
tblVehicleEF	OBUS	4.4220e-003	0.01
tblVehicleEF	OBUS	8.5400e-004	2.1200e-004
tblVehicleEF	OBUS	4.2350e-003	5.4310e-003
tblVehicleEF	OBUS	0.02	0.03
tblVehicleEF	OBUS	0.03	0.05
tblVehicleEF	OBUS	2.1330e-003	2.6360e-003
tblVehicleEF	OBUS	0.05	0.06
tblVehicleEF	OBUS	0.05	0.31
tblVehicleEF	OBUS	0.36	0.12
tblVehicleEF	OBUS	7.1400e-004	6.3500e-004
tblVehicleEF	OBUS	0.01	0.01
tblVehicleEF	OBUS	8.0800e-004	2.1300e-004
tblVehicleEF	OBUS	4.2350e-003	5.4310e-003
tblVehicleEF	OBUS	0.02	0.03
tblVehicleEF	OBUS	0.05	0.07
tblVehicleEF	OBUS	2.1330e-003	2.6360e-003
tblVehicleEF	OBUS	0.06	0.08
tblVehicleEF	OBUS	0.05	0.31
tblVehicleEF	OBUS	0.40	0.14
tblVehicleEF	OBUS	0.01	9.1130e-003
tblVehicleEF	OBUS	9.9380e-003	8.5700e-003
tblVehicleEF	OBUS	0.03	0.03
tblVehicleEF	OBUS	0.28	0.49

Merrill Commcerce Center (Phase A Construction - Unmitigated) - San Bernardino-South Coast County, Summer

tblVehicleEF	OBUS	0.63	0.99
tblVehicleEF	OBUS	6.22	2.71
tblVehicleEF	OBUS	66.00	66.75
tblVehicleEF	OBUS	1,121.50	1,475.42
tblVehicleEF	OBUS	70.70	21.85
tblVehicleEF	OBUS	0.27	0.30
tblVehicleEF	OBUS	0.96	1.11
tblVehicleEF	OBUS	7.7000e-005	6.0400e-004
tblVehicleEF	OBUS	4.6440e-003	0.01
tblVehicleEF	OBUS	9.2900e-004	2.3000e-004
tblVehicleEF	OBUS	7.4000e-005	5.7800e-004
tblVehicleEF	OBUS	4.4220e-003	0.01
tblVehicleEF	OBUS	8.5400e-004	2.1200e-004
tblVehicleEF	OBUS	2.3200e-003	3.0070e-003
tblVehicleEF	OBUS	0.02	0.03
tblVehicleEF	OBUS	0.04	0.05
tblVehicleEF	OBUS	9.4100e-004	1.1540e-003
tblVehicleEF	OBUS	0.04	0.06
tblVehicleEF	OBUS	0.05	0.33
tblVehicleEF	OBUS	0.38	0.13
tblVehicleEF	OBUS	6.4200e-004	6.3800e-004
tblVehicleEF	OBUS	0.01	0.01
tblVehicleEF	OBUS	8.1600e-004	2.1600e-004
tblVehicleEF	OBUS	2.3200e-003	3.0070e-003
tblVehicleEF	OBUS	0.02	0.03
tblVehicleEF	OBUS	0.05	0.06
tblVehicleEF	OBUS	9.4100e-004	1.1540e-003

Merrill Commcerce Center (Phase A Construction - Unmitigated) - San Bernardino-South Coast County, Summer

tblVehicleEF	OBUS	0.06	0.08
tblVehicleEF	OBUS	0.05	0.33
tblVehicleEF	OBUS	0.42	0.14
tblVehicleEF	SBUS	0.84	0.04
tblVehicleEF	SBUS	0.01	6.8550e-003
tblVehicleEF	SBUS	0.07	4.0770e-003
tblVehicleEF	SBUS	5.71	1.90
tblVehicleEF	SBUS	0.65	0.58
tblVehicleEF	SBUS	5.33	0.55
tblVehicleEF	SBUS	1,258.13	336.22
tblVehicleEF	SBUS	1,136.31	1,128.72
tblVehicleEF	SBUS	37.11	3.21
tblVehicleEF	SBUS	11.70	3.35
tblVehicleEF	SBUS	4.77	5.07
tblVehicleEF	SBUS	0.01	4.0350e-003
tblVehicleEF	SBUS	0.01	0.01
tblVehicleEF	SBUS	0.03	0.03
tblVehicleEF	SBUS	5.1700e-004	3.0000e-005
tblVehicleEF	SBUS	0.01	3.8600e-003
tblVehicleEF	SBUS	2.7560e-003	2.7660e-003
tblVehicleEF	SBUS	0.03	0.03
tblVehicleEF	SBUS	4.7500e-004	2.8000e-005
tblVehicleEF	SBUS	2.9260e-003	7.3800e-004
tblVehicleEF	SBUS	0.02	5.5390e-003
tblVehicleEF	SBUS	0.68	0.20
tblVehicleEF	SBUS	1.3050e-003	3.4800e-004
tblVehicleEF	SBUS	0.11	0.10

Merrill Commcerce Center (Phase A Construction - Unmitigated) - San Bernardino-South Coast County, Summer

tblVehicleEF	SBUS	9.3510e-003	0.04
tblVehicleEF	SBUS	0.27	0.02
tblVehicleEF	SBUS	0.01	3.1960e-003
tblVehicleEF	SBUS	0.01	0.01
tblVehicleEF	SBUS	4.6300e-004	3.2000e-005
tblVehicleEF	SBUS	2.9260e-003	7.3800e-004
tblVehicleEF	SBUS	0.02	5.5390e-003
tblVehicleEF	SBUS	0.97	0.28
tblVehicleEF	SBUS	1.3050e-003	3.4800e-004
tblVehicleEF	SBUS	0.13	0.11
tblVehicleEF	SBUS	9.3510e-003	0.04
tblVehicleEF	SBUS	0.30	0.03
tblVehicleEF	SBUS	0.84	0.04
tblVehicleEF	SBUS	0.01	6.9390e-003
tblVehicleEF	SBUS	0.06	3.3780e-003
tblVehicleEF	SBUS	5.56	1.86
tblVehicleEF	SBUS	0.66	0.59
tblVehicleEF	SBUS	3.65	0.39
tblVehicleEF	SBUS	1,322.00	344.13
tblVehicleEF	SBUS	1,136.31	1,128.74
tblVehicleEF	SBUS	37.11	2.94
tblVehicleEF	SBUS	12.08	3.42
tblVehicleEF	SBUS	4.47	4.75
tblVehicleEF	SBUS	0.01	3.4090e-003
tblVehicleEF	SBUS	0.01	0.01
tblVehicleEF	SBUS	0.03	0.03
tblVehicleEF	SBUS	5.1700e-004	3.0000e-005

Merrill Commcerce Center (Phase A Construction - Unmitigated) - San Bernardino-South Coast County, Summer

tblVehicleEF	SBUS	9.6490e-003	3.2620e-003
tblVehicleEF	SBUS	2.7560e-003	2.7660e-003
tblVehicleEF	SBUS	0.03	0.03
tblVehicleEF	SBUS	4.7500e-004	2.8000e-005
tblVehicleEF	SBUS	5.6170e-003	1.3280e-003
tblVehicleEF	SBUS	0.02	5.8520e-003
tblVehicleEF	SBUS	0.67	0.20
tblVehicleEF	SBUS	2.8800e-003	6.7400e-004
tblVehicleEF	SBUS	0.11	0.10
tblVehicleEF	SBUS	8.5310e-003	0.03
tblVehicleEF	SBUS	0.22	0.02
tblVehicleEF	SBUS	0.01	3.2700e-003
tblVehicleEF	SBUS	0.01	0.01
tblVehicleEF	SBUS	4.3500e-004	2.9000e-005
tblVehicleEF	SBUS	5.6170e-003	1.3280e-003
tblVehicleEF	SBUS	0.02	5.8520e-003
tblVehicleEF	SBUS	0.97	0.28
tblVehicleEF	SBUS	2.8800e-003	6.7400e-004
tblVehicleEF	SBUS	0.13	0.12
tblVehicleEF	SBUS	8.5310e-003	0.03
tblVehicleEF	SBUS	0.24	0.02
tblVehicleEF	SBUS	0.84	0.04
tblVehicleEF	SBUS	0.01	6.8510e-003
tblVehicleEF	SBUS	0.07	4.1760e-003
tblVehicleEF	SBUS	5.91	1.95
tblVehicleEF	SBUS	0.65	0.58
tblVehicleEF	SBUS	5.37	0.57

Merrill Commcerce Center (Phase A Construction - Unmitigated) - San Bernardino-South Coast County, Summer

tblVehicleEF	SBUS	1,169.92	325.30
tblVehicleEF	SBUS	1,136.31	1,128.72
tblVehicleEF	SBUS	37.11	3.24
tblVehicleEF	SBUS	11.19	3.26
tblVehicleEF	SBUS	4.69	4.99
tblVehicleEF	SBUS	0.01	4.8980e-003
tblVehicleEF	SBUS	0.01	0.01
tblVehicleEF	SBUS	0.03	0.03
tblVehicleEF	SBUS	5.1700e-004	3.0000e-005
tblVehicleEF	SBUS	0.01	4.6860e-003
tblVehicleEF	SBUS	2.7560e-003	2.7660e-003
tblVehicleEF	SBUS	0.03	0.03
tblVehicleEF	SBUS	4.7500e-004	2.8000e-005
tblVehicleEF	SBUS	2.9580e-003	7.2600e-004
tblVehicleEF	SBUS	0.02	5.8800e-003
tblVehicleEF	SBUS	0.68	0.20
tblVehicleEF	SBUS	1.2820e-003	3.5300e-004
tblVehicleEF	SBUS	0.11	0.10
tblVehicleEF	SBUS	0.01	0.05
tblVehicleEF	SBUS	0.28	0.02
tblVehicleEF	SBUS	0.01	3.0930e-003
tblVehicleEF	SBUS	0.01	0.01
tblVehicleEF	SBUS	4.6400e-004	3.2000e-005
tblVehicleEF	SBUS	2.9580e-003	7.2600e-004
tblVehicleEF	SBUS	0.02	5.8800e-003
tblVehicleEF	SBUS	0.98	0.28
tblVehicleEF	SBUS	1.2820e-003	3.5300e-004

Merrill Commcerce Center (Phase A Construction - Unmitigated) - San Bernardino-South Coast County, Summer

tblVehicleEF	SBUS	0.13	0.11
tblVehicleEF	SBUS	0.01	0.05
tblVehicleEF	SBUS	0.31	0.03
tblVehicleEF	UBUS	1.83	4.19
tblVehicleEF	UBUS	0.08	0.02
tblVehicleEF	UBUS	9.26	32.67
tblVehicleEF	UBUS	14.34	1.43
tblVehicleEF	UBUS	1,846.39	1,724.94
tblVehicleEF	UBUS	136.37	16.90
tblVehicleEF	UBUS	5.87	0.37
tblVehicleEF	UBUS	0.52	0.08
tblVehicleEF	UBUS	0.01	0.03
tblVehicleEF	UBUS	0.07	2.6830e-003
tblVehicleEF	UBUS	1.4030e-003	1.8900e-004
tblVehicleEF	UBUS	0.22	0.03
tblVehicleEF	UBUS	3.0000e-003	6.3130e-003
tblVehicleEF	UBUS	0.06	2.5510e-003
tblVehicleEF	UBUS	1.2900e-003	1.7400e-004
tblVehicleEF	UBUS	8.0860e-003	1.5320e-003
tblVehicleEF	UBUS	0.11	8.4710e-003
tblVehicleEF	UBUS	3.9450e-003	6.5200e-004
tblVehicleEF	UBUS	0.61	0.06
tblVehicleEF	UBUS	0.02	0.04
tblVehicleEF	UBUS	1.15	0.06
tblVehicleEF	UBUS	0.01	3.8820e-003
tblVehicleEF	UBUS	1.6240e-003	1.6700e-004
tblVehicleEF	UBUS	8.0860e-003	1.5320e-003

Merrill Commcerce Center (Phase A Construction - Unmitigated) - San Bernardino-South Coast County, Summer

tblVehicleEF	UBUS	0.11	8.4710e-003
tblVehicleEF	UBUS	3.9450e-003	6.5200e-004
tblVehicleEF	UBUS	2.50	4.28
tblVehicleEF	UBUS	0.02	0.04
tblVehicleEF	UBUS	1.25	0.07
tblVehicleEF	UBUS	1.83	4.19
tblVehicleEF	UBUS	0.08	0.01
tblVehicleEF	UBUS	9.36	32.67
tblVehicleEF	UBUS	11.74	1.17
tblVehicleEF	UBUS	1,846.39	1,724.94
tblVehicleEF	UBUS	136.37	16.47
tblVehicleEF	UBUS	5.45	0.37
tblVehicleEF	UBUS	0.52	0.08
tblVehicleEF	UBUS	0.01	0.03
tblVehicleEF	UBUS	0.07	2.6830e-003
tblVehicleEF	UBUS	1.4030e-003	1.8900e-004
tblVehicleEF	UBUS	0.22	0.03
tblVehicleEF	UBUS	3.0000e-003	6.3130e-003
tblVehicleEF	UBUS	0.06	2.5510e-003
tblVehicleEF	UBUS	1.2900e-003	1.7400e-004
tblVehicleEF	UBUS	0.02	2.9020e-003
tblVehicleEF	UBUS	0.14	0.01
tblVehicleEF	UBUS	9.3320e-003	1.4770e-003
tblVehicleEF	UBUS	0.62	0.06
tblVehicleEF	UBUS	0.02	0.04
tblVehicleEF	UBUS	1.02	0.06
tblVehicleEF	UBUS	0.01	3.8820e-003

Merrill Commcerce Center (Phase A Construction - Unmitigated) - San Bernardino-South Coast County, Summer

tblVehicleEF	UBUS	1.5790e-003	1.6300e-004
tblVehicleEF	UBUS	0.02	2.9020e-003
tblVehicleEF	UBUS	0.14	0.01
tblVehicleEF	UBUS	9.3320e-003	1.4770e-003
tblVehicleEF	UBUS	2.52	4.28
tblVehicleEF	UBUS	0.02	0.04
tblVehicleEF	UBUS	1.12	0.06
tblVehicleEF	UBUS	1.83	4.19
tblVehicleEF	UBUS	0.08	0.02
tblVehicleEF	UBUS	9.27	32.67
tblVehicleEF	UBUS	13.86	1.39
tblVehicleEF	UBUS	1,846.39	1,724.94
tblVehicleEF	UBUS	136.37	16.85
tblVehicleEF	UBUS	5.76	0.37
tblVehicleEF	UBUS	0.52	0.08
tblVehicleEF	UBUS	0.01	0.03
tblVehicleEF	UBUS	0.07	2.6830e-003
tblVehicleEF	UBUS	1.4030e-003	1.8900e-004
tblVehicleEF	UBUS	0.22	0.03
tblVehicleEF	UBUS	3.0000e-003	6.3130e-003
tblVehicleEF	UBUS	0.06	2.5510e-003
tblVehicleEF	UBUS	1.2900e-003	1.7400e-004
tblVehicleEF	UBUS	9.2250e-003	1.6220e-003
tblVehicleEF	UBUS	0.14	9.7130e-003
tblVehicleEF	UBUS	4.1190e-003	6.4800e-004
tblVehicleEF	UBUS	0.61	0.06
tblVehicleEF	UBUS	0.03	0.04

Merrill Commcerce Center (Phase A Construction - Unmitigated) - San Bernardino-South Coast County, Summer

tblVehicleEF	UBUS	1.13	0.06
tblVehicleEF	UBUS	0.01	3.8820e-003
tblVehicleEF	UBUS	1.6160e-003	1.6700e-004
tblVehicleEF	UBUS	9.2250e-003	1.6220e-003
tblVehicleEF	UBUS	0.14	9.7130e-003
tblVehicleEF	UBUS	4.1190e-003	6.4800e-004
tblVehicleEF	UBUS	2.50	4.28
tblVehicleEF	UBUS	0.03	0.04
tblVehicleEF	UBUS	1.24	0.07
tblVehicleTrips	CC_TL	8.40	0.00
tblVehicleTrips	CC_TL	8.40	0.00
tblVehicleTrips	CNW_TL	6.90	0.00
tblVehicleTrips	CNW_TL	6.90	0.00
tblVehicleTrips	CNW_TTP	41.00	0.00
tblVehicleTrips	CW_TL	16.60	0.00
tblVehicleTrips	CW_TL	16.60	0.00
tblVehicleTrips	CW_TTP	59.00	0.00
tblVehicleTrips	DV_TP	5.00	0.00
tblVehicleTrips	PB_TP	3.00	0.00
tblVehicleTrips	PR_TP	92.00	0.00
tblVehicleTrips	ST_TR	1.68	0.00
tblVehicleTrips	SU_TR	1.68	0.00
tblVehicleTrips	WD_TR	1.68	0.00
tblWater	IndoorWaterUseRate	504,125,000.00	0.00

2.0 Emissions Summary

Merrill Commerce Center (Phase A Construction - Unmitigated) - San Bernardino-South Coast County, Summer

2.1 Overall Construction (Maximum Daily Emission)**Unmitigated Construction**

	ROG	NOx	CO	SO2	Fugitive PM10	Exhaust PM10	PM10 Total	Fugitive PM2.5	Exhaust PM2.5	PM2.5 Total	Bio- CO2	NBio- CO2	Total CO2	CH4	N2O	CO2e
Year	lb/day										lb/day					
2020	5.6521	63.8505	33.2983	0.0738	21.9792	2.7888	24.7681	10.3848	2.5657	12.9506	0.0000	7,151.121 9	7,151.121 9	2.2466	0.0000	7,207.287 4
2021	9.5199	76.8092	69.1863	0.2692	14.3848	2.2875	16.0041	3.8746	2.1045	5.9321	0.0000	27,292.31 83	27,292.31 83	2.2462	0.0000	27,346.96 46
2022	103.6628	83.8719	90.1121	0.3146	16.8997	2.0967	18.9965	4.5416	1.9567	6.4983	0.0000	31,735.34 03	31,735.34 03	2.9222	0.0000	31,808.39 56
Maximum	103.6628	83.8719	90.1121	0.3146	21.9792	2.7888	24.7681	10.3848	2.5657	12.9506	0.0000	31,735.34 03	31,735.34 03	2.9222	0.0000	31,808.39 56

Mitigated Construction

	ROG	NOx	CO	SO2	Fugitive PM10	Exhaust PM10	PM10 Total	Fugitive PM2.5	Exhaust PM2.5	PM2.5 Total	Bio- CO2	NBio- CO2	Total CO2	CH4	N2O	CO2e
Year	lb/day										lb/day					
2020	5.6521	63.8505	33.2983	0.0738	8.6946	2.7888	11.4835	4.0826	2.5657	6.6484	0.0000	7,151.121 9	7,151.121 9	2.2466	0.0000	7,207.287 4
2021	9.5199	76.8092	69.1863	0.2692	14.3848	2.2875	16.0041	3.8746	2.1045	5.3862	0.0000	27,292.31 83	27,292.31 83	2.2462	0.0000	27,346.96 46
2022	103.6628	83.8719	90.1121	0.3146	16.8997	2.0967	18.9965	4.5416	1.9567	6.4983	0.0000	31,735.34 03	31,735.34 03	2.9222	0.0000	31,808.39 56
Maximum	103.6628	83.8719	90.1121	0.3146	16.8997	2.7888	18.9965	4.5416	2.5657	6.6484	0.0000	31,735.34 03	31,735.34 03	2.9222	0.0000	31,808.39 56

Merrill Commcerce Center (Phase A Construction - Unmitigated) - San Bernardino-South Coast County, Summer

	ROG	NOx	CO	SO2	Fugitive PM10	Exhaust PM10	PM10 Total	Fugitive PM2.5	Exhaust PM2.5	PM2.5 Total	Bio- CO2	NBio-CO2	Total CO2	CH4	N2O	CO2e
Percent Reduction	0.00	0.00	0.00	0.00	24.94	0.00	22.23	33.52	0.00	26.98	0.00	0.00	0.00	0.00	0.00	0.00

Merrill Commerce Center (Phase A Construction - Unmitigated) - San Bernardino-South Coast County, Summer

2.2 Overall Operational**Unmitigated Operational**

	ROG	NOx	CO	SO2	Fugitive PM10	Exhaust PM10	PM10 Total	Fugitive PM2.5	Exhaust PM2.5	PM2.5 Total	Bio- CO2	NBio- CO2	Total CO2	CH4	N2O	CO2e
Category	lb/day										lb/day					
Area	48.8607	2.0400e-003	0.2237	2.0000e-005		8.0000e-004	8.0000e-004		8.0000e-004	8.0000e-004		0.4787	0.4787	1.2600e-003		0.5103
Energy	0.0000	0.0000	0.0000	0.0000		0.0000	0.0000		0.0000	0.0000		0.0000	0.0000	0.0000	0.0000	0.0000
Mobile	0.0000	0.0000	0.0000	0.0000	0.0000	0.0000	0.0000	0.0000	0.0000	0.0000		0.0000	0.0000	0.0000		0.0000
Total	48.8607	2.0400e-003	0.2237	2.0000e-005	0.0000	8.0000e-004	8.0000e-004	0.0000	8.0000e-004	8.0000e-004		0.4787	0.4787	1.2600e-003	0.0000	0.5103

Mitigated Operational

	ROG	NOx	CO	SO2	Fugitive PM10	Exhaust PM10	PM10 Total	Fugitive PM2.5	Exhaust PM2.5	PM2.5 Total	Bio- CO2	NBio- CO2	Total CO2	CH4	N2O	CO2e
Category	lb/day										lb/day					
Area	48.8607	2.0400e-003	0.2237	2.0000e-005		8.0000e-004	8.0000e-004		8.0000e-004	8.0000e-004		0.4787	0.4787	1.2600e-003		0.5103
Energy	0.0000	0.0000	0.0000	0.0000		0.0000	0.0000		0.0000	0.0000		0.0000	0.0000	0.0000	0.0000	0.0000
Mobile	0.0000	0.0000	0.0000	0.0000	0.0000	0.0000	0.0000	0.0000	0.0000	0.0000		0.0000	0.0000	0.0000		0.0000
Total	48.8607	2.0400e-003	0.2237	2.0000e-005	0.0000	8.0000e-004	8.0000e-004	0.0000	8.0000e-004	8.0000e-004		0.4787	0.4787	1.2600e-003	0.0000	0.5103

Merrill Commerce Center (Phase A Construction - Unmitigated) - San Bernardino-South Coast County, Summer

	ROG	NOx	CO	SO2	Fugitive PM10	Exhaust PM10	PM10 Total	Fugitive PM2.5	Exhaust PM2.5	PM2.5 Total	Bio- CO2	NBio-CO2	Total CO2	CH4	N2O	CO2e
Percent Reduction	0.00	0.00	0.00	0.00	0.00	0.00	0.00	0.00	0.00	0.00	0.00	0.00	0.00	0.00	0.00	0.00

3.0 Construction Detail

Construction Phase

Phase Number	Phase Name	Phase Type	Start Date	End Date	Num Days Week	Num Days	Phase Description
1	Demolition	Demolition	6/1/2020	8/21/2020	5	60	
2	Site Preparation	Site Preparation	8/22/2020	11/13/2020	5	60	
3	Grading	Grading	11/14/2020	4/2/2021	5	100	
4	Building Construction	Building Construction	4/3/2021	12/23/2022	5	450	
5	Paving	Paving	7/23/2022	12/23/2022	5	110	
6	Architectural Coating	Architectural Coating	7/23/2022	12/23/2022	5	110	

Acres of Grading (Site Preparation Phase): 210

Acres of Grading (Grading Phase): 400

Acres of Paving: 7.43

Residential Indoor: 0; Residential Outdoor: 0; Non-Residential Indoor: 3,270,000; Non-Residential Outdoor: 1,090,000; Striped Parking Area: 19,419 (Architectural Coating – sqft)

OffRoad Equipment

Merrill Commerce Center (Phase A Construction - Unmitigated) - San Bernardino-South Coast County, Summer

Phase Name	Offroad Equipment Type	Amount	Usage Hours	Horse Power	Load Factor
Demolition	Concrete/Industrial Saws	1	8.00	81	0.73
Demolition	Excavators	3	8.00	158	0.38
Demolition	Rubber Tired Dozers	2	8.00	247	0.40
Site Preparation	Crawler Tractors	4	8.00	212	0.43
Site Preparation	Rubber Tired Dozers	3	8.00	247	0.40
Site Preparation	Tractors/Loaders/Backhoes	0	8.00	97	0.37
Grading	Crawler Tractors	2	8.00	212	0.43
Grading	Excavators	2	8.00	158	0.38
Grading	Graders	1	8.00	187	0.41
Grading	Rubber Tired Dozers	1	8.00	247	0.40
Grading	Scrapers	2	8.00	367	0.48
Grading	Tractors/Loaders/Backhoes	0	8.00	97	0.37
Building Construction	Cranes	1	8.00	231	0.29
Building Construction	Crawler Tractors	3	8.00	212	0.43
Building Construction	Forklifts	3	8.00	89	0.20
Building Construction	Generator Sets	1	8.00	84	0.74
Building Construction	Tractors/Loaders/Backhoes	0	8.00	97	0.37
Building Construction	Welders	1	8.00	46	0.45
Paving	Pavers	2	8.00	130	0.42
Paving	Paving Equipment	2	8.00	132	0.36
Paving	Rollers	2	8.00	80	0.38
Architectural Coating	Air Compressors	1	8.00	78	0.48

Trips and VMT

Merrill Commerce Center (Phase A Construction - Unmitigated) - San Bernardino-South Coast County, Summer

Phase Name	Offroad Equipment Count	Worker Trip Number	Vendor Trip Number	Hauling Trip Number	Worker Trip Length	Vendor Trip Length	Hauling Trip Length	Worker Vehicle Class	Vendor Vehicle Class	Hauling Vehicle Class
Demolition	6	15.00	0.00	21.00	14.70	6.90	20.00	LD_Mix	HDT_Mix	HHDT
Site Preparation	7	18.00	0.00	0.00	14.70	6.90	20.00	LD_Mix	HDT_Mix	HHDT
Grading	8	20.00	0.00	0.00	14.70	6.90	20.00	LD_Mix	HDT_Mix	HHDT
Building Construction	9	1,052.00	410.00	0.00	14.70	6.90	20.00	LD_Mix	HDT_Mix	HHDT
Paving	6	15.00	0.00	0.00	14.70	6.90	20.00	LD_Mix	HDT_Mix	HHDT
Architectural Coating	1	210.00	0.00	0.00	14.70	6.90	20.00	LD_Mix	HDT_Mix	HHDT

3.1 Mitigation Measures Construction

Water Exposed Area

3.2 Demolition - 2020

Unmitigated Construction On-Site

	ROG	NOx	CO	SO2	Fugitive PM10	Exhaust PM10	PM10 Total	Fugitive PM2.5	Exhaust PM2.5	PM2.5 Total	Bio- CO2	NBio- CO2	Total CO2	CH4	N2O	CO2e
Category	lb/day										lb/day					
Fugitive Dust					0.0758	0.0000	0.0758	0.0115	0.0000	0.0115			0.0000			0.0000
Off-Road	3.3121	33.2010	21.7532	0.0388		1.6587	1.6587		1.5419	1.5419		3,747.7049	3,747.7049	1.0580		3,774.1536
Total	3.3121	33.2010	21.7532	0.0388	0.0758	1.6587	1.7345	0.0115	1.5419	1.5533		3,747.7049	3,747.7049	1.0580		3,774.1536

Merrill Commerce Center (Phase A Construction - Unmitigated) - San Bernardino-South Coast County, Summer

3.2 Demolition - 2020**Unmitigated Construction Off-Site**

	ROG	NOx	CO	SO2	Fugitive PM10	Exhaust PM10	PM10 Total	Fugitive PM2.5	Exhaust PM2.5	PM2.5 Total	Bio- CO2	NBio- CO2	Total CO2	CH4	N2O	CO2e
Category	lb/day										lb/day					
Hauling	2.1700e-003	0.0862	0.0127	2.7000e-004	6.1300e-003	2.6000e-004	6.3800e-003	1.6800e-003	2.5000e-004	1.9300e-003		29.1448	29.1448	1.5700e-003		29.1841
Vendor	0.0000	0.0000	0.0000	0.0000	0.0000	0.0000	0.0000	0.0000	0.0000	0.0000		0.0000	0.0000	0.0000		0.0000
Worker	0.0819	0.0525	0.6746	1.7000e-003	0.1677	1.1000e-003	0.1688	0.0445	1.0100e-003	0.0455		169.5126	169.5126	5.1700e-003		169.6420
Total	0.0840	0.1388	0.6873	1.9700e-003	0.1738	1.3600e-003	0.1751	0.0462	1.2600e-003	0.0474		198.6574	198.6574	6.7400e-003		198.8261

Mitigated Construction On-Site

	ROG	NOx	CO	SO2	Fugitive PM10	Exhaust PM10	PM10 Total	Fugitive PM2.5	Exhaust PM2.5	PM2.5 Total	Bio- CO2	NBio- CO2	Total CO2	CH4	N2O	CO2e
Category	lb/day										lb/day					
Fugitive Dust					0.0296	0.0000	0.0296	4.4800e-003	0.0000	4.4800e-003			0.0000			0.0000
Off-Road	3.3121	33.2010	21.7532	0.0388		1.6587	1.6587		1.5419	1.5419	0.0000	3,747.7049	3,747.7049	1.0580		3,774.1536
Total	3.3121	33.2010	21.7532	0.0388	0.0296	1.6587	1.6883	4.4800e-003	1.5419	1.5463	0.0000	3,747.7049	3,747.7049	1.0580		3,774.1536

Merrill Commerce Center (Phase A Construction - Unmitigated) - San Bernardino-South Coast County, Summer

3.2 Demolition - 2020**Mitigated Construction Off-Site**

	ROG	NOx	CO	SO2	Fugitive PM10	Exhaust PM10	PM10 Total	Fugitive PM2.5	Exhaust PM2.5	PM2.5 Total	Bio- CO2	NBio- CO2	Total CO2	CH4	N2O	CO2e
Category	lb/day										lb/day					
Hauling	2.1700e-003	0.0862	0.0127	2.7000e-004	6.1300e-003	2.6000e-004	6.3800e-003	1.6800e-003	2.5000e-004	1.9300e-003		29.1448	29.1448	1.5700e-003		29.1841
Vendor	0.0000	0.0000	0.0000	0.0000	0.0000	0.0000	0.0000	0.0000	0.0000	0.0000		0.0000	0.0000	0.0000		0.0000
Worker	0.0819	0.0525	0.6746	1.7000e-003	0.1677	1.1000e-003	0.1688	0.0445	1.0100e-003	0.0455		169.5126	169.5126	5.1700e-003		169.6420
Total	0.0840	0.1388	0.6873	1.9700e-003	0.1738	1.3600e-003	0.1751	0.0462	1.2600e-003	0.0474		198.6574	198.6574	6.7400e-003		198.8261

3.3 Site Preparation - 2020**Unmitigated Construction On-Site**

	ROG	NOx	CO	SO2	Fugitive PM10	Exhaust PM10	PM10 Total	Fugitive PM2.5	Exhaust PM2.5	PM2.5 Total	Bio- CO2	NBio- CO2	Total CO2	CH4	N2O	CO2e
Category	lb/day										lb/day					
Fugitive Dust					21.7780	0.0000	21.7780	10.3315	0.0000	10.3315			0.0000			0.0000
Off-Road	5.5539	63.7874	22.3947	0.0570		2.7875	2.7875		2.5645	2.5645		5,523.581 2	5,523.581 2	1.7864		5,568.242 1
Total	5.5539	63.7874	22.3947	0.0570	21.7780	2.7875	24.5655	10.3315	2.5645	12.8960		5,523.581 2	5,523.581 2	1.7864		5,568.242 1

Merrill Commerce Center (Phase A Construction - Unmitigated) - San Bernardino-South Coast County, Summer

3.3 Site Preparation - 2020**Unmitigated Construction Off-Site**

	ROG	NOx	CO	SO2	Fugitive PM10	Exhaust PM10	PM10 Total	Fugitive PM2.5	Exhaust PM2.5	PM2.5 Total	Bio- CO2	NBio- CO2	Total CO2	CH4	N2O	CO2e
Category	lb/day										lb/day					
Hauling	0.0000	0.0000	0.0000	0.0000	0.0000	0.0000	0.0000	0.0000	0.0000	0.0000		0.0000	0.0000	0.0000		0.0000
Vendor	0.0000	0.0000	0.0000	0.0000	0.0000	0.0000	0.0000	0.0000	0.0000	0.0000		0.0000	0.0000	0.0000		0.0000
Worker	0.0982	0.0631	0.8095	2.0400e-003	0.2012	1.3200e-003	0.2025	0.0534	1.2100e-003	0.0546		203.4151	203.4151	6.2100e-003		203.5704
Total	0.0982	0.0631	0.8095	2.0400e-003	0.2012	1.3200e-003	0.2025	0.0534	1.2100e-003	0.0546		203.4151	203.4151	6.2100e-003		203.5704

Mitigated Construction On-Site

	ROG	NOx	CO	SO2	Fugitive PM10	Exhaust PM10	PM10 Total	Fugitive PM2.5	Exhaust PM2.5	PM2.5 Total	Bio- CO2	NBio- CO2	Total CO2	CH4	N2O	CO2e
Category	lb/day										lb/day					
Fugitive Dust					8.4934	0.0000	8.4934	4.0293	0.0000	4.0293			0.0000			0.0000
Off-Road	5.5539	63.7874	22.3947	0.0570		2.7875	2.7875		2.5645	2.5645	0.0000	5,523.581 2	5,523.581 2	1.7864		5,568.242 1
Total	5.5539	63.7874	22.3947	0.0570	8.4934	2.7875	11.2809	4.0293	2.5645	6.5938	0.0000	5,523.581 2	5,523.581 2	1.7864		5,568.242 1

Merrill Commerce Center (Phase A Construction - Unmitigated) - San Bernardino-South Coast County, Summer

3.3 Site Preparation - 2020**Mitigated Construction Off-Site**

	ROG	NOx	CO	SO2	Fugitive PM10	Exhaust PM10	PM10 Total	Fugitive PM2.5	Exhaust PM2.5	PM2.5 Total	Bio- CO2	NBio- CO2	Total CO2	CH4	N2O	CO2e
Category	lb/day										lb/day					
Hauling	0.0000	0.0000	0.0000	0.0000	0.0000	0.0000	0.0000	0.0000	0.0000	0.0000		0.0000	0.0000	0.0000		0.0000
Vendor	0.0000	0.0000	0.0000	0.0000	0.0000	0.0000	0.0000	0.0000	0.0000	0.0000		0.0000	0.0000	0.0000		0.0000
Worker	0.0982	0.0631	0.8095	2.0400e-003	0.2012	1.3200e-003	0.2025	0.0534	1.2100e-003	0.0546		203.4151	203.4151	6.2100e-003		203.5704
Total	0.0982	0.0631	0.8095	2.0400e-003	0.2012	1.3200e-003	0.2025	0.0534	1.2100e-003	0.0546		203.4151	203.4151	6.2100e-003		203.5704

3.4 Grading - 2020**Unmitigated Construction On-Site**

	ROG	NOx	CO	SO2	Fugitive PM10	Exhaust PM10	PM10 Total	Fugitive PM2.5	Exhaust PM2.5	PM2.5 Total	Bio- CO2	NBio- CO2	Total CO2	CH4	N2O	CO2e
Category	lb/day										lb/day					
Fugitive Dust					10.2641	0.0000	10.2641	3.7683	0.0000	3.7683			0.0000			0.0000
Off-Road	5.1888	60.8826	32.3988	0.0715		2.4690	2.4690		2.2714	2.2714		6,925.1051	6,925.1051	2.2397		6,981.0981
Total	5.1888	60.8826	32.3988	0.0715	10.2641	2.4690	12.7331	3.7683	2.2714	6.0397		6,925.1051	6,925.1051	2.2397		6,981.0981

Merrill Commerce Center (Phase A Construction - Unmitigated) - San Bernardino-South Coast County, Summer

3.4 Grading - 2020**Unmitigated Construction Off-Site**

	ROG	NOx	CO	SO2	Fugitive PM10	Exhaust PM10	PM10 Total	Fugitive PM2.5	Exhaust PM2.5	PM2.5 Total	Bio- CO2	NBio- CO2	Total CO2	CH4	N2O	CO2e
Category	lb/day										lb/day					
Hauling	0.0000	0.0000	0.0000	0.0000	0.0000	0.0000	0.0000	0.0000	0.0000	0.0000		0.0000	0.0000	0.0000		0.0000
Vendor	0.0000	0.0000	0.0000	0.0000	0.0000	0.0000	0.0000	0.0000	0.0000	0.0000		0.0000	0.0000	0.0000		0.0000
Worker	0.1092	0.0701	0.8995	2.2700e-003	0.2236	1.4600e-003	0.2250	0.0593	1.3500e-003	0.0606		226.0168	226.0168	6.9000e-003		226.1893
Total	0.1092	0.0701	0.8995	2.2700e-003	0.2236	1.4600e-003	0.2250	0.0593	1.3500e-003	0.0606		226.0168	226.0168	6.9000e-003		226.1893

Mitigated Construction On-Site

	ROG	NOx	CO	SO2	Fugitive PM10	Exhaust PM10	PM10 Total	Fugitive PM2.5	Exhaust PM2.5	PM2.5 Total	Bio- CO2	NBio- CO2	Total CO2	CH4	N2O	CO2e
Category	lb/day										lb/day					
Fugitive Dust					4.0030	0.0000	4.0030	1.4696	0.0000	1.4696			0.0000			0.0000
Off-Road	5.1888	60.8826	32.3988	0.0715		2.4690	2.4690		2.2714	2.2714	0.0000	6,925.105 1	6,925.105 1	2.2397		6,981.098 1
Total	5.1888	60.8826	32.3988	0.0715	4.0030	2.4690	6.4720	1.4696	2.2714	3.7411	0.0000	6,925.105 1	6,925.105 1	2.2397		6,981.098 1

Merrill Commerce Center (Phase A Construction - Unmitigated) - San Bernardino-South Coast County, Summer

3.4 Grading - 2020**Mitigated Construction Off-Site**

	ROG	NOx	CO	SO2	Fugitive PM10	Exhaust PM10	PM10 Total	Fugitive PM2.5	Exhaust PM2.5	PM2.5 Total	Bio- CO2	NBio- CO2	Total CO2	CH4	N2O	CO2e
Category	lb/day										lb/day					
Hauling	0.0000	0.0000	0.0000	0.0000	0.0000	0.0000	0.0000	0.0000	0.0000	0.0000		0.0000	0.0000	0.0000		0.0000
Vendor	0.0000	0.0000	0.0000	0.0000	0.0000	0.0000	0.0000	0.0000	0.0000	0.0000		0.0000	0.0000	0.0000		0.0000
Worker	0.1092	0.0701	0.8995	2.2700e-003	0.2236	1.4600e-003	0.2250	0.0593	1.3500e-003	0.0606		226.0168	226.0168	6.9000e-003		226.1893
Total	0.1092	0.0701	0.8995	2.2700e-003	0.2236	1.4600e-003	0.2250	0.0593	1.3500e-003	0.0606		226.0168	226.0168	6.9000e-003		226.1893

3.4 Grading - 2021**Unmitigated Construction On-Site**

	ROG	NOx	CO	SO2	Fugitive PM10	Exhaust PM10	PM10 Total	Fugitive PM2.5	Exhaust PM2.5	PM2.5 Total	Bio- CO2	NBio- CO2	Total CO2	CH4	N2O	CO2e
Category	lb/day										lb/day					
Fugitive Dust					10.2641	0.0000	10.2641	3.7683	0.0000	3.7683			0.0000			0.0000
Off-Road	4.9185	56.5443	31.2281	0.0715		2.2861	2.2861		2.1032	2.1032		6,925.9674	6,925.9674	2.2400		6,981.9673
Total	4.9185	56.5443	31.2281	0.0715	10.2641	2.2861	12.5502	3.7683	2.1032	5.8715		6,925.9674	6,925.9674	2.2400		6,981.9673

Merrill Commerce Center (Phase A Construction - Unmitigated) - San Bernardino-South Coast County, Summer

3.4 Grading - 2021**Unmitigated Construction Off-Site**

	ROG	NOx	CO	SO2	Fugitive PM10	Exhaust PM10	PM10 Total	Fugitive PM2.5	Exhaust PM2.5	PM2.5 Total	Bio- CO2	NBio- CO2	Total CO2	CH4	N2O	CO2e
Category	lb/day										lb/day					
Hauling	0.0000	0.0000	0.0000	0.0000	0.0000	0.0000	0.0000	0.0000	0.0000	0.0000		0.0000	0.0000	0.0000		0.0000
Vendor	0.0000	0.0000	0.0000	0.0000	0.0000	0.0000	0.0000	0.0000	0.0000	0.0000		0.0000	0.0000	0.0000		0.0000
Worker	0.1016	0.0628	0.8280	2.2000e-003	0.2236	1.4300e-003	0.2250	0.0593	1.3200e-003	0.0606		218.8161	218.8161	6.2300e-003		218.9718
Total	0.1016	0.0628	0.8280	2.2000e-003	0.2236	1.4300e-003	0.2250	0.0593	1.3200e-003	0.0606		218.8161	218.8161	6.2300e-003		218.9718

Mitigated Construction On-Site

	ROG	NOx	CO	SO2	Fugitive PM10	Exhaust PM10	PM10 Total	Fugitive PM2.5	Exhaust PM2.5	PM2.5 Total	Bio- CO2	NBio- CO2	Total CO2	CH4	N2O	CO2e
Category	lb/day										lb/day					
Fugitive Dust					4.0030	0.0000	4.0030	1.4696	0.0000	1.4696			0.0000			0.0000
Off-Road	4.9185	56.5443	31.2281	0.0715		2.2861	2.2861		2.1032	2.1032	0.0000	6,925.9674	6,925.9674	2.2400		6,981.9673
Total	4.9185	56.5443	31.2281	0.0715	4.0030	2.2861	6.2891	1.4696	2.1032	3.5728	0.0000	6,925.9674	6,925.9674	2.2400		6,981.9673

Merrill Commerce Center (Phase A Construction - Unmitigated) - San Bernardino-South Coast County, Summer

3.4 Grading - 2021**Mitigated Construction Off-Site**

	ROG	NOx	CO	SO2	Fugitive PM10	Exhaust PM10	PM10 Total	Fugitive PM2.5	Exhaust PM2.5	PM2.5 Total	Bio- CO2	NBio- CO2	Total CO2	CH4	N2O	CO2e
Category	lb/day										lb/day					
Hauling	0.0000	0.0000	0.0000	0.0000	0.0000	0.0000	0.0000	0.0000	0.0000	0.0000		0.0000	0.0000	0.0000		0.0000
Vendor	0.0000	0.0000	0.0000	0.0000	0.0000	0.0000	0.0000	0.0000	0.0000	0.0000		0.0000	0.0000	0.0000		0.0000
Worker	0.1016	0.0628	0.8280	2.2000e-003	0.2236	1.4300e-003	0.2250	0.0593	1.3200e-003	0.0606		218.8161	218.8161	6.2300e-003		218.9718
Total	0.1016	0.0628	0.8280	2.2000e-003	0.2236	1.4300e-003	0.2250	0.0593	1.3200e-003	0.0606		218.8161	218.8161	6.2300e-003		218.9718

3.5 Building Construction - 2021**Unmitigated Construction On-Site**

	ROG	NOx	CO	SO2	Fugitive PM10	Exhaust PM10	PM10 Total	Fugitive PM2.5	Exhaust PM2.5	PM2.5 Total	Bio- CO2	NBio- CO2	Total CO2	CH4	N2O	CO2e
Category	lb/day										lb/day					
Off-Road	3.1137	33.9659	18.1952	0.0430		1.4763	1.4763		1.3775	1.3775		4,114.4297	4,114.4297	1.1209		4,142.4520
Total	3.1137	33.9659	18.1952	0.0430		1.4763	1.4763		1.3775	1.3775		4,114.4297	4,114.4297	1.1209		4,142.4520

Merrill Commcerce Center (Phase A Construction - Unmitigated) - San Bernardino-South Coast County, Summer

3.5 Building Construction - 2021**Unmitigated Construction Off-Site**

	ROG	NOx	CO	SO2	Fugitive PM10	Exhaust PM10	PM10 Total	Fugitive PM2.5	Exhaust PM2.5	PM2.5 Total	Bio- CO2	NBio- CO2	Total CO2	CH4	N2O	CO2e
Category	lb/day										lb/day					
Hauling	0.0000	0.0000	0.0000	0.0000	0.0000	0.0000	0.0000	0.0000	0.0000	0.0000		0.0000	0.0000	0.0000		0.0000
Vendor	1.0610	39.5394	7.4400	0.1106	2.6259	0.0678	2.6937	0.7561	0.0648	0.8209		11,668.16 16	11,668.16 16	0.7374		11,686.59 60
Worker	5.3452	3.3039	43.5511	0.1156	11.7589	0.0752	11.8341	3.1185	0.0693	3.1878		11,509.72 71	11,509.72 71	0.3276		11,517.91 66
Total	6.4061	42.8433	50.9911	0.2262	14.3848	0.1430	14.5278	3.8746	0.1341	4.0087		23,177.88 87	23,177.88 87	1.0650		23,204.51 25

Mitigated Construction On-Site

	ROG	NOx	CO	SO2	Fugitive PM10	Exhaust PM10	PM10 Total	Fugitive PM2.5	Exhaust PM2.5	PM2.5 Total	Bio- CO2	NBio- CO2	Total CO2	CH4	N2O	CO2e
Category	lb/day										lb/day					
Off-Road	3.1137	33.9659	18.1952	0.0430		1.4763	1.4763		1.3775	1.3775	0.0000	4,114.429 7	4,114.429 7	1.1209		4,142.452 0
Total	3.1137	33.9659	18.1952	0.0430		1.4763	1.4763		1.3775	1.3775	0.0000	4,114.429 7	4,114.429 7	1.1209		4,142.452 0

Merrill Commcerce Center (Phase A Construction - Unmitigated) - San Bernardino-South Coast County, Summer

3.5 Building Construction - 2021**Mitigated Construction Off-Site**

	ROG	NOx	CO	SO2	Fugitive PM10	Exhaust PM10	PM10 Total	Fugitive PM2.5	Exhaust PM2.5	PM2.5 Total	Bio- CO2	NBio- CO2	Total CO2	CH4	N2O	CO2e
Category	lb/day										lb/day					
Hauling	0.0000	0.0000	0.0000	0.0000	0.0000	0.0000	0.0000	0.0000	0.0000	0.0000		0.0000	0.0000	0.0000		0.0000
Vendor	1.0610	39.5394	7.4400	0.1106	2.6259	0.0678	2.6937	0.7561	0.0648	0.8209		11,668.16 16	11,668.16 16	0.7374		11,686.59 60
Worker	5.3452	3.3039	43.5511	0.1156	11.7589	0.0752	11.8341	3.1185	0.0693	3.1878		11,509.72 71	11,509.72 71	0.3276		11,517.91 66
Total	6.4061	42.8433	50.9911	0.2262	14.3848	0.1430	14.5278	3.8746	0.1341	4.0087		23,177.88 87	23,177.88 87	1.0650		23,204.51 25

3.5 Building Construction - 2022**Unmitigated Construction On-Site**

	ROG	NOx	CO	SO2	Fugitive PM10	Exhaust PM10	PM10 Total	Fugitive PM2.5	Exhaust PM2.5	PM2.5 Total	Bio- CO2	NBio- CO2	Total CO2	CH4	N2O	CO2e
Category	lb/day										lb/day					
Off-Road	2.7963	29.7637	17.6698	0.0430		1.2743	1.2743		1.1892	1.1892		4,110.532 2	4,110.532 2	1.1153		4,138.413 5
Total	2.7963	29.7637	17.6698	0.0430		1.2743	1.2743		1.1892	1.1892		4,110.532 2	4,110.532 2	1.1153		4,138.413 5

Merrill Commerce Center (Phase A Construction - Unmitigated) - San Bernardino-South Coast County, Summer

3.5 Building Construction - 2022**Unmitigated Construction Off-Site**

	ROG	NOx	CO	SO2	Fugitive PM10	Exhaust PM10	PM10 Total	Fugitive PM2.5	Exhaust PM2.5	PM2.5 Total	Bio- CO2	NBio- CO2	Total CO2	CH4	N2O	CO2e
Category	lb/day										lb/day					
Hauling	0.0000	0.0000	0.0000	0.0000	0.0000	0.0000	0.0000	0.0000	0.0000	0.0000		0.0000	0.0000	0.0000		0.0000
Vendor	0.9884	37.4994	6.8788	0.1097	2.6259	0.0569	2.6828	0.7561	0.0545	0.8105		11,574.6109	11,574.6109	0.7119		11,592.4072
Worker	4.9917	2.9706	40.0081	0.1114	11.7589	0.0730	11.8319	3.1185	0.0672	3.1857		11,094.4175	11,094.4175	0.2938		11,101.7632
Total	5.9800	40.4700	46.8868	0.2211	14.3848	0.1300	14.5147	3.8746	0.1217	3.9963		22,669.0283	22,669.0283	1.0057		22,694.1704

Mitigated Construction On-Site

	ROG	NOx	CO	SO2	Fugitive PM10	Exhaust PM10	PM10 Total	Fugitive PM2.5	Exhaust PM2.5	PM2.5 Total	Bio- CO2	NBio- CO2	Total CO2	CH4	N2O	CO2e
Category	lb/day										lb/day					
Off-Road	2.7963	29.7637	17.6698	0.0430		1.2743	1.2743		1.1892	1.1892	0.0000	4,110.5322	4,110.5322	1.1153		4,138.4135
Total	2.7963	29.7637	17.6698	0.0430		1.2743	1.2743		1.1892	1.1892	0.0000	4,110.5322	4,110.5322	1.1153		4,138.4135

Merrill Commcerce Center (Phase A Construction - Unmitigated) - San Bernardino-South Coast County, Summer

3.5 Building Construction - 2022**Mitigated Construction Off-Site**

	ROG	NOx	CO	SO2	Fugitive PM10	Exhaust PM10	PM10 Total	Fugitive PM2.5	Exhaust PM2.5	PM2.5 Total	Bio- CO2	NBio- CO2	Total CO2	CH4	N2O	CO2e
Category	lb/day										lb/day					
Hauling	0.0000	0.0000	0.0000	0.0000	0.0000	0.0000	0.0000	0.0000	0.0000	0.0000		0.0000	0.0000	0.0000		0.0000
Vendor	0.9884	37.4994	6.8788	0.1097	2.6259	0.0569	2.6828	0.7561	0.0545	0.8105		11,574.61 09	11,574.61 09	0.7119		11,592.40 72
Worker	4.9917	2.9706	40.0081	0.1114	11.7589	0.0730	11.8319	3.1185	0.0672	3.1857		11,094.41 75	11,094.41 75	0.2938		11,101.76 32
Total	5.9800	40.4700	46.8868	0.2211	14.3848	0.1300	14.5147	3.8746	0.1217	3.9963		22,669.02 83	22,669.02 83	1.0057		22,694.17 04

3.6 Paving - 2022**Unmitigated Construction On-Site**

	ROG	NOx	CO	SO2	Fugitive PM10	Exhaust PM10	PM10 Total	Fugitive PM2.5	Exhaust PM2.5	PM2.5 Total	Bio- CO2	NBio- CO2	Total CO2	CH4	N2O	CO2e
Category	lb/day										lb/day					
Off-Road	1.1028	11.1249	14.5805	0.0228		0.5679	0.5679		0.5225	0.5225		2,207.660 3	2,207.660 3	0.7140		2,225.510 4
Paving	0.1770					0.0000	0.0000		0.0000	0.0000			0.0000			0.0000
Total	1.2798	11.1249	14.5805	0.0228		0.5679	0.5679		0.5225	0.5225		2,207.660 3	2,207.660 3	0.7140		2,225.510 4

Merrill Commerce Center (Phase A Construction - Unmitigated) - San Bernardino-South Coast County, Summer

3.6 Paving - 2022**Unmitigated Construction Off-Site**

	ROG	NOx	CO	SO2	Fugitive PM10	Exhaust PM10	PM10 Total	Fugitive PM2.5	Exhaust PM2.5	PM2.5 Total	Bio- CO2	NBio- CO2	Total CO2	CH4	N2O	CO2e
Category	lb/day										lb/day					
Hauling	0.0000	0.0000	0.0000	0.0000	0.0000	0.0000	0.0000	0.0000	0.0000	0.0000		0.0000	0.0000	0.0000		0.0000
Vendor	0.0000	0.0000	0.0000	0.0000	0.0000	0.0000	0.0000	0.0000	0.0000	0.0000		0.0000	0.0000	0.0000		0.0000
Worker	0.0712	0.0424	0.5705	1.5900e-003	0.1677	1.0400e-003	0.1687	0.0445	9.6000e-004	0.0454		158.1904	158.1904	4.1900e-003		158.2951
Total	0.0712	0.0424	0.5705	1.5900e-003	0.1677	1.0400e-003	0.1687	0.0445	9.6000e-004	0.0454		158.1904	158.1904	4.1900e-003		158.2951

Mitigated Construction On-Site

	ROG	NOx	CO	SO2	Fugitive PM10	Exhaust PM10	PM10 Total	Fugitive PM2.5	Exhaust PM2.5	PM2.5 Total	Bio- CO2	NBio- CO2	Total CO2	CH4	N2O	CO2e
Category	lb/day										lb/day					
Off-Road	1.1028	11.1249	14.5805	0.0228		0.5679	0.5679		0.5225	0.5225	0.0000	2,207.6603	2,207.6603	0.7140		2,225.5104
Paving	0.1770					0.0000	0.0000		0.0000	0.0000			0.0000			0.0000
Total	1.2798	11.1249	14.5805	0.0228		0.5679	0.5679		0.5225	0.5225	0.0000	2,207.6603	2,207.6603	0.7140		2,225.5104

Merrill Commerce Center (Phase A Construction - Unmitigated) - San Bernardino-South Coast County, Summer

3.6 Paving - 2022**Mitigated Construction Off-Site**

	ROG	NOx	CO	SO2	Fugitive PM10	Exhaust PM10	PM10 Total	Fugitive PM2.5	Exhaust PM2.5	PM2.5 Total	Bio- CO2	NBio- CO2	Total CO2	CH4	N2O	CO2e
Category	lb/day										lb/day					
Hauling	0.0000	0.0000	0.0000	0.0000	0.0000	0.0000	0.0000	0.0000	0.0000	0.0000		0.0000	0.0000	0.0000		0.0000
Vendor	0.0000	0.0000	0.0000	0.0000	0.0000	0.0000	0.0000	0.0000	0.0000	0.0000		0.0000	0.0000	0.0000		0.0000
Worker	0.0712	0.0424	0.5705	1.5900e-003	0.1677	1.0400e-003	0.1687	0.0445	9.6000e-004	0.0454		158.1904	158.1904	4.1900e-003		158.2951
Total	0.0712	0.0424	0.5705	1.5900e-003	0.1677	1.0400e-003	0.1687	0.0445	9.6000e-004	0.0454		158.1904	158.1904	4.1900e-003		158.2951

3.7 Architectural Coating - 2022**Unmitigated Construction On-Site**

	ROG	NOx	CO	SO2	Fugitive PM10	Exhaust PM10	PM10 Total	Fugitive PM2.5	Exhaust PM2.5	PM2.5 Total	Bio- CO2	NBio- CO2	Total CO2	CH4	N2O	CO2e
Category	lb/day										lb/day					
Archit. Coating	92.2664					0.0000	0.0000		0.0000	0.0000			0.0000			0.0000
Off-Road	0.2727	1.8780	2.4181	3.9600e-003		0.1090	0.1090		0.1090	0.1090		375.2641	375.2641	0.0244		375.8749
Total	92.5391	1.8780	2.4181	3.9600e-003		0.1090	0.1090		0.1090	0.1090		375.2641	375.2641	0.0244		375.8749

Merrill Commerce Center (Phase A Construction - Unmitigated) - San Bernardino-South Coast County, Summer

3.7 Architectural Coating - 2022**Unmitigated Construction Off-Site**

	ROG	NOx	CO	SO2	Fugitive PM10	Exhaust PM10	PM10 Total	Fugitive PM2.5	Exhaust PM2.5	PM2.5 Total	Bio- CO2	NBio- CO2	Total CO2	CH4	N2O	CO2e
Category	lb/day										lb/day					
Hauling	0.0000	0.0000	0.0000	0.0000	0.0000	0.0000	0.0000	0.0000	0.0000	0.0000		0.0000	0.0000	0.0000		0.0000
Vendor	0.0000	0.0000	0.0000	0.0000	0.0000	0.0000	0.0000	0.0000	0.0000	0.0000		0.0000	0.0000	0.0000		0.0000
Worker	0.9964	0.5930	7.9864	0.0222	2.3473	0.0146	2.3619	0.6225	0.0134	0.6359		2,214.665 1	2,214.665 1	0.0587		2,216.131 4
Total	0.9964	0.5930	7.9864	0.0222	2.3473	0.0146	2.3619	0.6225	0.0134	0.6359		2,214.665 1	2,214.665 1	0.0587		2,216.131 4

Mitigated Construction On-Site

	ROG	NOx	CO	SO2	Fugitive PM10	Exhaust PM10	PM10 Total	Fugitive PM2.5	Exhaust PM2.5	PM2.5 Total	Bio- CO2	NBio- CO2	Total CO2	CH4	N2O	CO2e
Category	lb/day										lb/day					
Archit. Coating	92.2664					0.0000	0.0000		0.0000	0.0000			0.0000			0.0000
Off-Road	0.2727	1.8780	2.4181	3.9600e-003		0.1090	0.1090		0.1090	0.1090	0.0000	375.2641	375.2641	0.0244		375.8749
Total	92.5391	1.8780	2.4181	3.9600e-003		0.1090	0.1090		0.1090	0.1090	0.0000	375.2641	375.2641	0.0244		375.8749

Merrill Commerce Center (Phase A Construction - Unmitigated) - San Bernardino-South Coast County, Summer

3.7 Architectural Coating - 2022**Mitigated Construction Off-Site**

	ROG	NOx	CO	SO2	Fugitive PM10	Exhaust PM10	PM10 Total	Fugitive PM2.5	Exhaust PM2.5	PM2.5 Total	Bio- CO2	NBio- CO2	Total CO2	CH4	N2O	CO2e
Category	lb/day										lb/day					
Hauling	0.0000	0.0000	0.0000	0.0000	0.0000	0.0000	0.0000	0.0000	0.0000	0.0000		0.0000	0.0000	0.0000		0.0000
Vendor	0.0000	0.0000	0.0000	0.0000	0.0000	0.0000	0.0000	0.0000	0.0000	0.0000		0.0000	0.0000	0.0000		0.0000
Worker	0.9964	0.5930	7.9864	0.0222	2.3473	0.0146	2.3619	0.6225	0.0134	0.6359		2,214.665 1	2,214.665 1	0.0587		2,216.131 4
Total	0.9964	0.5930	7.9864	0.0222	2.3473	0.0146	2.3619	0.6225	0.0134	0.6359		2,214.665 1	2,214.665 1	0.0587		2,216.131 4

4.0 Operational Detail - Mobile**4.1 Mitigation Measures Mobile**

Merrill Commerce Center (Phase A Construction - Unmitigated) - San Bernardino-South Coast County, Summer

	ROG	NOx	CO	SO2	Fugitive PM10	Exhaust PM10	PM10 Total	Fugitive PM2.5	Exhaust PM2.5	PM2.5 Total	Bio- CO2	NBio- CO2	Total CO2	CH4	N2O	CO2e
Category	lb/day										lb/day					
Mitigated	0.0000	0.0000	0.0000	0.0000	0.0000	0.0000	0.0000	0.0000	0.0000	0.0000		0.0000	0.0000	0.0000		0.0000
Unmitigated	0.0000	0.0000	0.0000	0.0000	0.0000	0.0000	0.0000	0.0000	0.0000	0.0000		0.0000	0.0000	0.0000		0.0000

4.2 Trip Summary Information

Land Use	Average Daily Trip Rate			Unmitigated	Mitigated
	Weekday	Saturday	Sunday	Annual VMT	Annual VMT
Other Asphalt Surfaces	0.00	0.00	0.00		
Warehouse-No Rail	0.00	0.00	0.00		
Total	0.00	0.00	0.00		

4.3 Trip Type Information

Land Use	Miles			Trip %			Trip Purpose %		
	H-W or C-W	H-S or C-C	H-O or C-NW	H-W or C-W	H-S or C-C	H-O or C-NW	Primary	Diverted	Pass-by
Other Asphalt Surfaces	0.00	0.00	0.00	0.00	0.00	0.00	0	0	0
Warehouse-No Rail	0.00	0.00	0.00	0.00	0.00	0.00	0	0	0

4.4 Fleet Mix

Land Use	LDA	LDT1	LDT2	MDV	LHD1	LHD2	MHD	HHD	OBUS	UBUS	MCY	SBUS	MH
Other Asphalt Surfaces	0.553113	0.036408	0.180286	0.116335	0.016165	0.005101	0.018218	0.063797	0.001357	0.001565	0.005903	0.000808	0.000944
Warehouse-No Rail	0.553113	0.036408	0.180286	0.116335	0.016165	0.005101	0.018218	0.063797	0.001357	0.001565	0.005903	0.000808	0.000944

Merrill Commerce Center (Phase A Construction - Unmitigated) - San Bernardino-South Coast County, Summer

5.0 Energy Detail

Historical Energy Use: N

5.1 Mitigation Measures Energy

	ROG	NOx	CO	SO2	Fugitive PM10	Exhaust PM10	PM10 Total	Fugitive PM2.5	Exhaust PM2.5	PM2.5 Total	Bio- CO2	NBio- CO2	Total CO2	CH4	N2O	CO2e
Category	lb/day										lb/day					
NaturalGas Mitigated	0.0000	0.0000	0.0000	0.0000		0.0000	0.0000		0.0000	0.0000		0.0000	0.0000	0.0000	0.0000	0.0000
NaturalGas Unmitigated	0.0000	0.0000	0.0000	0.0000		0.0000	0.0000		0.0000	0.0000		0.0000	0.0000	0.0000	0.0000	0.0000

Merrill Commerce Center (Phase A Construction - Unmitigated) - San Bernardino-South Coast County, Summer

5.2 Energy by Land Use - NaturalGas**Unmitigated**

	NaturalGas Use	ROG	NOx	CO	SO2	Fugitive PM10	Exhaust PM10	PM10 Total	Fugitive PM2.5	Exhaust PM2.5	PM2.5 Total	Bio- CO2	NBio- CO2	Total CO2	CH4	N2O	CO2e
Land Use	kBTU/yr	lb/day										lb/day					
Other Asphalt Surfaces	0	0.0000	0.0000	0.0000	0.0000		0.0000	0.0000		0.0000	0.0000		0.0000	0.0000	0.0000	0.0000	0.0000
Warehouse-No Rail	0	0.0000	0.0000	0.0000	0.0000		0.0000	0.0000		0.0000	0.0000		0.0000	0.0000	0.0000	0.0000	0.0000
Total		0.0000	0.0000	0.0000	0.0000		0.0000	0.0000		0.0000	0.0000		0.0000	0.0000	0.0000	0.0000	0.0000

Mitigated

	NaturalGas Use	ROG	NOx	CO	SO2	Fugitive PM10	Exhaust PM10	PM10 Total	Fugitive PM2.5	Exhaust PM2.5	PM2.5 Total	Bio- CO2	NBio- CO2	Total CO2	CH4	N2O	CO2e
Land Use	kBTU/yr	lb/day										lb/day					
Other Asphalt Surfaces	0	0.0000	0.0000	0.0000	0.0000		0.0000	0.0000		0.0000	0.0000		0.0000	0.0000	0.0000	0.0000	0.0000
Warehouse-No Rail	0	0.0000	0.0000	0.0000	0.0000		0.0000	0.0000		0.0000	0.0000		0.0000	0.0000	0.0000	0.0000	0.0000
Total		0.0000	0.0000	0.0000	0.0000		0.0000	0.0000		0.0000	0.0000		0.0000	0.0000	0.0000	0.0000	0.0000

6.0 Area Detail**6.1 Mitigation Measures Area**

Merrill Commerce Center (Phase A Construction - Unmitigated) - San Bernardino-South Coast County, Summer

	ROG	NOx	CO	SO2	Fugitive PM10	Exhaust PM10	PM10 Total	Fugitive PM2.5	Exhaust PM2.5	PM2.5 Total	Bio- CO2	NBio- CO2	Total CO2	CH4	N2O	CO2e
Category	lb/day										lb/day					
Mitigated	48.8607	2.0400e-003	0.2237	2.0000e-005		8.0000e-004	8.0000e-004		8.0000e-004	8.0000e-004		0.4787	0.4787	1.2600e-003		0.5103
Unmitigated	48.8607	2.0400e-003	0.2237	2.0000e-005		8.0000e-004	8.0000e-004		8.0000e-004	8.0000e-004		0.4787	0.4787	1.2600e-003		0.5103

6.2 Area by SubCategory

Unmitigated

	ROG	NOx	CO	SO2	Fugitive PM10	Exhaust PM10	PM10 Total	Fugitive PM2.5	Exhaust PM2.5	PM2.5 Total	Bio- CO2	NBio- CO2	Total CO2	CH4	N2O	CO2e
SubCategory	lb/day										lb/day					
Architectural Coating	5.5613					0.0000	0.0000		0.0000	0.0000			0.0000			0.0000
Consumer Products	43.2786					0.0000	0.0000		0.0000	0.0000			0.0000			0.0000
Landscaping	0.0208	2.0400e-003	0.2237	2.0000e-005		8.0000e-004	8.0000e-004		8.0000e-004	8.0000e-004		0.4787	0.4787	1.2600e-003		0.5103
Total	48.8607	2.0400e-003	0.2237	2.0000e-005		8.0000e-004	8.0000e-004		8.0000e-004	8.0000e-004		0.4787	0.4787	1.2600e-003		0.5103

Merrill Commcerce Center (Phase A Construction - Unmitigated) - San Bernardino-South Coast County, Summer

6.2 Area by SubCategory**Mitigated**

	ROG	NOx	CO	SO2	Fugitive PM10	Exhaust PM10	PM10 Total	Fugitive PM2.5	Exhaust PM2.5	PM2.5 Total	Bio- CO2	NBio- CO2	Total CO2	CH4	N2O	CO2e
SubCategory	lb/day										lb/day					
Architectural Coating	5.5613					0.0000	0.0000		0.0000	0.0000			0.0000			0.0000
Consumer Products	43.2786					0.0000	0.0000		0.0000	0.0000			0.0000			0.0000
Landscaping	0.0208	2.0400e-003	0.2237	2.0000e-005		8.0000e-004	8.0000e-004		8.0000e-004	8.0000e-004		0.4787	0.4787	1.2600e-003		0.5103
Total	48.8607	2.0400e-003	0.2237	2.0000e-005		8.0000e-004	8.0000e-004		8.0000e-004	8.0000e-004		0.4787	0.4787	1.2600e-003		0.5103

7.0 Water Detail**7.1 Mitigation Measures Water****8.0 Waste Detail****8.1 Mitigation Measures Waste****9.0 Operational Offroad**

Equipment Type	Number	Hours/Day	Days/Year	Horse Power	Load Factor	Fuel Type
----------------	--------	-----------	-----------	-------------	-------------	-----------

10.0 Stationary Equipment**Fire Pumps and Emergency Generators**

Merrill Commerce Center (Phase A Construction - Unmitigated) - San Bernardino-South Coast County, Summer

Equipment Type	Number	Hours/Day	Hours/Year	Horse Power	Load Factor	Fuel Type
----------------	--------	-----------	------------	-------------	-------------	-----------

Boilers

Equipment Type	Number	Heat Input/Day	Heat Input/Year	Boiler Rating	Fuel Type
----------------	--------	----------------	-----------------	---------------	-----------

User Defined Equipment

Equipment Type	Number
----------------	--------

11.0 Vegetation

Merrill Commerce Center (Phase A Construction - Unmitigated) - San Bernardino-South Coast County, Winter

Merrill Commerce Center (Phase A Construction - Unmitigated)
San Bernardino-South Coast County, Winter

1.0 Project Characteristics

1.1 Land Usage

Land Uses	Size	Metric	Lot Acreage	Floor Surface Area	Population
Warehouse-No Rail	2,180.00	1000sqft	91.00	2,180,000.00	0
Other Asphalt Surfaces	7.43	Acre	7.43	323,650.80	0

1.2 Other Project Characteristics

Urbanization	Urban	Wind Speed (m/s)	2.2	Precipitation Freq (Days)	32
Climate Zone	10			Operational Year	2022
Utility Company	Southern California Edison				
CO2 Intensity (lb/MWhr)	702.44	CH4 Intensity (lb/MWhr)	0.029	N2O Intensity (lb/MWhr)	0.006

1.3 User Entered Comments & Non-Default Data

Merrill Commerce Center (Phase A Construction - Unmitigated) - San Bernardino-South Coast County, Winter

Project Characteristics -

Land Use - PA4=31.1 acres; PA5 = 59.9 acres; Right-of-Way Dedications (ROWD) = 7.43 acres (total ROWD is 28.4 acres, for analytical purposes the ROWD was split proportionally b/wn each Phase)

Construction Phase - Construction Schedule adjusted to meet the 2022 OY.

Off-road Equipment - hours are based on an 8-hour workday.

Off-road Equipment - Crawler Tractors used in lieu of Tractors/Loaders/Backhoes.

Off-road Equipment - Crawler Tractors used in lieu of Tractors/Loaders/Backhoes.

Off-road Equipment -

Off-road Equipment - Crawler Tractors used in lieu of Tractors/Loaders/Backhoes.

Demolition -

Grading - For purposes of analysis, total acres graded per day is based on the equipment specific grading rates (CalEEMod Appendix A) and the equipment list.

Architectural Coating - Rule 1113

Vehicle Trips - Construction Run Only.

Energy Use - Construction Run Only.

Water And Wastewater - Construction Run Only.

Solid Waste - Construction Run Only.

Construction Off-road Equipment Mitigation - Rule 403

Vehicle Emission Factors - EMFAC2017

Vehicle Emission Factors - EMFAC2017

Vehicle Emission Factors - EMFAC2017

Table Name	Column Name	Default Value	New Value
tblArchitecturalCoating	EF_Nonresidential_Exterior	100.00	50.00
tblArchitecturalCoating	EF_Nonresidential_Interior	100.00	50.00
tblArchitecturalCoating	EF_Parking	100.00	50.00
tblConstructionPhase	NumDays	100.00	60.00
tblConstructionPhase	NumDays	155.00	100.00
tblConstructionPhase	NumDays	1,550.00	450.00

Merrill Commcerce Center (Phase A Construction - Unmitigated) - San Bernardino-South Coast County, Winter

tblEnergyUse	LightingElect	1.17	0.00
tblEnergyUse	NT24E	0.82	0.00
tblEnergyUse	NT24NG	0.03	0.00
tblEnergyUse	T24E	0.37	0.00
tblEnergyUse	T24NG	2.00	0.00
tblGrading	AcresOfGrading	350.00	400.00
tblGrading	AcresOfGrading	120.00	210.00
tblLandUse	LotAcreage	50.05	91.00
tblOffRoadEquipment	OffRoadEquipmentUnitAmount	4.00	0.00
tblOffRoadEquipment	OffRoadEquipmentUnitAmount	2.00	0.00
tblOffRoadEquipment	OffRoadEquipmentUnitAmount	3.00	0.00
tblOffRoadEquipment	UsageHours	6.00	8.00
tblOffRoadEquipment	UsageHours	7.00	8.00
tblOffRoadEquipment	UsageHours	7.00	8.00
tblSolidWaste	SolidWasteGenerationRate	2,049.20	0.00
tblVehicleEF	HHD	1.21	0.03
tblVehicleEF	HHD	0.04	0.06
tblVehicleEF	HHD	0.10	0.00
tblVehicleEF	HHD	3.29	8.22
tblVehicleEF	HHD	0.57	0.40
tblVehicleEF	HHD	1.82	2.2600e-003
tblVehicleEF	HHD	6,933.41	1,478.27
tblVehicleEF	HHD	1,475.79	1,372.23
tblVehicleEF	HHD	5.54	0.02
tblVehicleEF	HHD	26.50	7.64
tblVehicleEF	HHD	2.50	2.77
tblVehicleEF	HHD	9.7780e-003	3.7640e-003

Merrill Commcerce Center (Phase A Construction - Unmitigated) - San Bernardino-South Coast County, Winter

tblVehicleEF	HHD	0.06	0.06
tblVehicleEF	HHD	0.04	0.04
tblVehicleEF	HHD	0.01	0.03
tblVehicleEF	HHD	5.1000e-005	1.0000e-006
tblVehicleEF	HHD	9.3550e-003	3.6010e-003
tblVehicleEF	HHD	0.03	0.03
tblVehicleEF	HHD	8.8810e-003	8.9170e-003
tblVehicleEF	HHD	0.01	0.03
tblVehicleEF	HHD	4.7000e-005	1.0000e-006
tblVehicleEF	HHD	8.5000e-005	3.0000e-006
tblVehicleEF	HHD	3.1910e-003	1.0400e-004
tblVehicleEF	HHD	0.84	0.59
tblVehicleEF	HHD	5.2000e-005	2.0000e-006
tblVehicleEF	HHD	0.08	0.05
tblVehicleEF	HHD	2.1700e-004	5.2200e-004
tblVehicleEF	HHD	0.05	1.0000e-006
tblVehicleEF	HHD	0.07	0.01
tblVehicleEF	HHD	0.01	0.01
tblVehicleEF	HHD	8.6000e-005	0.00
tblVehicleEF	HHD	8.5000e-005	3.0000e-006
tblVehicleEF	HHD	3.1910e-003	1.0400e-004
tblVehicleEF	HHD	0.97	0.67
tblVehicleEF	HHD	5.2000e-005	2.0000e-006
tblVehicleEF	HHD	0.13	0.12
tblVehicleEF	HHD	2.1700e-004	5.2200e-004
tblVehicleEF	HHD	0.06	1.0000e-006
tblVehicleEF	HHD	1.14	0.03

Merrill Commcerce Center (Phase A Construction - Unmitigated) - San Bernardino-South Coast County, Winter

tblVehicleEF	HHD	0.04	0.06
tblVehicleEF	HHD	0.09	0.00
tblVehicleEF	HHD	2.39	8.07
tblVehicleEF	HHD	0.57	0.40
tblVehicleEF	HHD	1.70	2.1220e-003
tblVehicleEF	HHD	7,345.18	1,469.16
tblVehicleEF	HHD	1,475.79	1,372.23
tblVehicleEF	HHD	5.54	0.02
tblVehicleEF	HHD	27.35	7.37
tblVehicleEF	HHD	2.36	2.60
tblVehicleEF	HHD	8.2750e-003	3.3440e-003
tblVehicleEF	HHD	0.06	0.06
tblVehicleEF	HHD	0.04	0.04
tblVehicleEF	HHD	0.01	0.03
tblVehicleEF	HHD	5.1000e-005	1.0000e-006
tblVehicleEF	HHD	7.9170e-003	3.2000e-003
tblVehicleEF	HHD	0.03	0.03
tblVehicleEF	HHD	8.8810e-003	8.9170e-003
tblVehicleEF	HHD	0.01	0.03
tblVehicleEF	HHD	4.7000e-005	1.0000e-006
tblVehicleEF	HHD	1.6800e-004	7.0000e-006
tblVehicleEF	HHD	3.5970e-003	1.2200e-004
tblVehicleEF	HHD	0.79	0.62
tblVehicleEF	HHD	1.1700e-004	5.0000e-006
tblVehicleEF	HHD	0.08	0.05
tblVehicleEF	HHD	2.2100e-004	5.3900e-004
tblVehicleEF	HHD	0.05	1.0000e-006

Merrill Commcerce Center (Phase A Construction - Unmitigated) - San Bernardino-South Coast County, Winter

tblVehicleEF	HHD	0.07	0.01
tblVehicleEF	HHD	0.01	0.01
tblVehicleEF	HHD	8.4000e-005	0.00
tblVehicleEF	HHD	1.6800e-004	7.0000e-006
tblVehicleEF	HHD	3.5970e-003	1.2200e-004
tblVehicleEF	HHD	0.91	0.71
tblVehicleEF	HHD	1.1700e-004	5.0000e-006
tblVehicleEF	HHD	0.13	0.12
tblVehicleEF	HHD	2.2100e-004	5.3900e-004
tblVehicleEF	HHD	0.06	1.0000e-006
tblVehicleEF	HHD	1.31	0.03
tblVehicleEF	HHD	0.04	2.3610e-003
tblVehicleEF	HHD	0.10	0.00
tblVehicleEF	HHD	4.53	8.37
tblVehicleEF	HHD	0.57	0.25
tblVehicleEF	HHD	1.79	2.2320e-003
tblVehicleEF	HHD	6,364.76	1,476.72
tblVehicleEF	HHD	1,475.79	1,332.53
tblVehicleEF	HHD	5.54	0.02
tblVehicleEF	HHD	25.32	7.94
tblVehicleEF	HHD	2.46	2.69
tblVehicleEF	HHD	0.01	4.1670e-003
tblVehicleEF	HHD	0.06	0.06
tblVehicleEF	HHD	0.04	0.04
tblVehicleEF	HHD	0.01	0.03
tblVehicleEF	HHD	5.1000e-005	1.0000e-006
tblVehicleEF	HHD	0.01	3.9860e-003

Merrill Commcerce Center (Phase A Construction - Unmitigated) - San Bernardino-South Coast County, Winter

tblVehicleEF	HHD	0.03	0.03
tblVehicleEF	HHD	8.8810e-003	8.8160e-003
tblVehicleEF	HHD	0.01	0.03
tblVehicleEF	HHD	4.7000e-005	1.0000e-006
tblVehicleEF	HHD	8.5000e-005	4.0000e-006
tblVehicleEF	HHD	3.4760e-003	1.2300e-004
tblVehicleEF	HHD	0.91	0.54
tblVehicleEF	HHD	5.2000e-005	2.0000e-006
tblVehicleEF	HHD	0.08	0.05
tblVehicleEF	HHD	2.3300e-004	5.4600e-004
tblVehicleEF	HHD	0.05	1.0000e-006
tblVehicleEF	HHD	0.06	0.01
tblVehicleEF	HHD	0.01	0.01
tblVehicleEF	HHD	8.5000e-005	0.00
tblVehicleEF	HHD	8.5000e-005	4.0000e-006
tblVehicleEF	HHD	3.4760e-003	1.2300e-004
tblVehicleEF	HHD	1.05	0.62
tblVehicleEF	HHD	5.2000e-005	2.0000e-006
tblVehicleEF	HHD	0.13	0.06
tblVehicleEF	HHD	2.3300e-004	5.4600e-004
tblVehicleEF	HHD	0.06	1.0000e-006
tblVehicleEF	LDA	4.2030e-003	2.4360e-003
tblVehicleEF	LDA	5.6230e-003	0.05
tblVehicleEF	LDA	0.57	0.65
tblVehicleEF	LDA	1.19	2.16
tblVehicleEF	LDA	251.29	261.47
tblVehicleEF	LDA	57.15	53.86

Merrill Commcerce Center (Phase A Construction - Unmitigated) - San Bernardino-South Coast County, Winter

tblVehicleEF	LDA	0.05	0.04
tblVehicleEF	LDA	1.6780e-003	1.4470e-003
tblVehicleEF	LDA	2.2790e-003	1.8580e-003
tblVehicleEF	LDA	1.5460e-003	1.3330e-003
tblVehicleEF	LDA	2.0960e-003	1.7080e-003
tblVehicleEF	LDA	0.04	0.06
tblVehicleEF	LDA	0.10	0.10
tblVehicleEF	LDA	0.03	0.05
tblVehicleEF	LDA	0.01	9.3320e-003
tblVehicleEF	LDA	0.03	0.21
tblVehicleEF	LDA	0.08	0.23
tblVehicleEF	LDA	2.5170e-003	2.5870e-003
tblVehicleEF	LDA	5.9200e-004	5.3300e-004
tblVehicleEF	LDA	0.04	0.06
tblVehicleEF	LDA	0.10	0.10
tblVehicleEF	LDA	0.03	0.05
tblVehicleEF	LDA	0.02	0.01
tblVehicleEF	LDA	0.03	0.21
tblVehicleEF	LDA	0.08	0.25
tblVehicleEF	LDA	4.7900e-003	2.7940e-003
tblVehicleEF	LDA	4.6890e-003	0.04
tblVehicleEF	LDA	0.71	0.79
tblVehicleEF	LDA	0.99	1.79
tblVehicleEF	LDA	274.94	285.54
tblVehicleEF	LDA	57.15	53.16
tblVehicleEF	LDA	0.05	0.04
tblVehicleEF	LDA	1.6780e-003	1.4470e-003

Merrill Commcerce Center (Phase A Construction - Unmitigated) - San Bernardino-South Coast County, Winter

tblVehicleEF	LDA	2.2790e-003	1.8580e-003
tblVehicleEF	LDA	1.5460e-003	1.3330e-003
tblVehicleEF	LDA	2.0960e-003	1.7080e-003
tblVehicleEF	LDA	0.09	0.12
tblVehicleEF	LDA	0.12	0.12
tblVehicleEF	LDA	0.07	0.10
tblVehicleEF	LDA	0.01	0.01
tblVehicleEF	LDA	0.03	0.21
tblVehicleEF	LDA	0.06	0.19
tblVehicleEF	LDA	2.7550e-003	2.8250e-003
tblVehicleEF	LDA	5.8800e-004	5.2600e-004
tblVehicleEF	LDA	0.09	0.12
tblVehicleEF	LDA	0.12	0.12
tblVehicleEF	LDA	0.07	0.10
tblVehicleEF	LDA	0.02	0.02
tblVehicleEF	LDA	0.03	0.21
tblVehicleEF	LDA	0.07	0.21
tblVehicleEF	LDA	4.0860e-003	2.3760e-003
tblVehicleEF	LDA	5.5870e-003	0.05
tblVehicleEF	LDA	0.54	0.61
tblVehicleEF	LDA	1.18	2.12
tblVehicleEF	LDA	245.70	255.84
tblVehicleEF	LDA	57.15	53.80
tblVehicleEF	LDA	0.05	0.04
tblVehicleEF	LDA	1.6780e-003	1.4470e-003
tblVehicleEF	LDA	2.2790e-003	1.8580e-003
tblVehicleEF	LDA	1.5460e-003	1.3330e-003

Merrill Commcerce Center (Phase A Construction - Unmitigated) - San Bernardino-South Coast County, Winter

tblVehicleEF	LDA	2.0960e-003	1.7080e-003
tblVehicleEF	LDA	0.05	0.06
tblVehicleEF	LDA	0.11	0.11
tblVehicleEF	LDA	0.03	0.05
tblVehicleEF	LDA	0.01	9.0880e-003
tblVehicleEF	LDA	0.04	0.24
tblVehicleEF	LDA	0.08	0.23
tblVehicleEF	LDA	2.4600e-003	2.5310e-003
tblVehicleEF	LDA	5.9100e-004	5.3200e-004
tblVehicleEF	LDA	0.05	0.06
tblVehicleEF	LDA	0.11	0.11
tblVehicleEF	LDA	0.03	0.05
tblVehicleEF	LDA	0.01	0.01
tblVehicleEF	LDA	0.04	0.24
tblVehicleEF	LDA	0.08	0.25
tblVehicleEF	LDT1	0.01	7.0610e-003
tblVehicleEF	LDT1	0.02	0.08
tblVehicleEF	LDT1	1.54	1.44
tblVehicleEF	LDT1	3.61	2.44
tblVehicleEF	LDT1	313.68	310.02
tblVehicleEF	LDT1	70.93	65.50
tblVehicleEF	LDT1	0.16	0.13
tblVehicleEF	LDT1	2.7050e-003	2.1940e-003
tblVehicleEF	LDT1	3.6920e-003	2.8520e-003
tblVehicleEF	LDT1	2.4910e-003	2.0190e-003
tblVehicleEF	LDT1	3.3960e-003	2.6220e-003
tblVehicleEF	LDT1	0.18	0.19

Merrill Commcerce Center (Phase A Construction - Unmitigated) - San Bernardino-South Coast County, Winter

tblVehicleEF	LDT1	0.33	0.26
tblVehicleEF	LDT1	0.13	0.13
tblVehicleEF	LDT1	0.03	0.03
tblVehicleEF	LDT1	0.20	0.88
tblVehicleEF	LDT1	0.26	0.43
tblVehicleEF	LDT1	3.1570e-003	3.0680e-003
tblVehicleEF	LDT1	7.7300e-004	6.4800e-004
tblVehicleEF	LDT1	0.18	0.19
tblVehicleEF	LDT1	0.33	0.26
tblVehicleEF	LDT1	0.13	0.13
tblVehicleEF	LDT1	0.05	0.05
tblVehicleEF	LDT1	0.20	0.88
tblVehicleEF	LDT1	0.28	0.48
tblVehicleEF	LDT1	0.02	8.0100e-003
tblVehicleEF	LDT1	0.02	0.07
tblVehicleEF	LDT1	1.85	1.74
tblVehicleEF	LDT1	2.97	2.02
tblVehicleEF	LDT1	341.75	335.16
tblVehicleEF	LDT1	70.93	64.59
tblVehicleEF	LDT1	0.14	0.12
tblVehicleEF	LDT1	2.7050e-003	2.1940e-003
tblVehicleEF	LDT1	3.6920e-003	2.8520e-003
tblVehicleEF	LDT1	2.4910e-003	2.0190e-003
tblVehicleEF	LDT1	3.3960e-003	2.6220e-003
tblVehicleEF	LDT1	0.37	0.40
tblVehicleEF	LDT1	0.41	0.33
tblVehicleEF	LDT1	0.27	0.29

Merrill Commcerce Center (Phase A Construction - Unmitigated) - San Bernardino-South Coast County, Winter

tblVehicleEF	LDT1	0.04	0.04
tblVehicleEF	LDT1	0.20	0.88
tblVehicleEF	LDT1	0.21	0.36
tblVehicleEF	LDT1	3.4420e-003	3.3170e-003
tblVehicleEF	LDT1	7.6200e-004	6.3900e-004
tblVehicleEF	LDT1	0.37	0.40
tblVehicleEF	LDT1	0.41	0.33
tblVehicleEF	LDT1	0.27	0.29
tblVehicleEF	LDT1	0.06	0.05
tblVehicleEF	LDT1	0.20	0.88
tblVehicleEF	LDT1	0.23	0.40
tblVehicleEF	LDT1	0.01	6.8960e-003
tblVehicleEF	LDT1	0.02	0.08
tblVehicleEF	LDT1	1.47	1.37
tblVehicleEF	LDT1	3.55	2.40
tblVehicleEF	LDT1	307.06	304.06
tblVehicleEF	LDT1	70.93	65.42
tblVehicleEF	LDT1	0.15	0.12
tblVehicleEF	LDT1	2.7050e-003	2.1940e-003
tblVehicleEF	LDT1	3.6920e-003	2.8520e-003
tblVehicleEF	LDT1	2.4910e-003	2.0190e-003
tblVehicleEF	LDT1	3.3960e-003	2.6220e-003
tblVehicleEF	LDT1	0.19	0.20
tblVehicleEF	LDT1	0.39	0.30
tblVehicleEF	LDT1	0.12	0.12
tblVehicleEF	LDT1	0.03	0.03
tblVehicleEF	LDT1	0.23	1.03

Merrill Commcerce Center (Phase A Construction - Unmitigated) - San Bernardino-South Coast County, Winter

tblVehicleEF	LDT1	0.25	0.43
tblVehicleEF	LDT1	3.0890e-003	3.0090e-003
tblVehicleEF	LDT1	7.7200e-004	6.4700e-004
tblVehicleEF	LDT1	0.19	0.20
tblVehicleEF	LDT1	0.39	0.30
tblVehicleEF	LDT1	0.12	0.12
tblVehicleEF	LDT1	0.05	0.04
tblVehicleEF	LDT1	0.23	1.03
tblVehicleEF	LDT1	0.28	0.47
tblVehicleEF	LDT2	6.3270e-003	4.2800e-003
tblVehicleEF	LDT2	8.1990e-003	0.07
tblVehicleEF	LDT2	0.80	0.97
tblVehicleEF	LDT2	1.67	2.78
tblVehicleEF	LDT2	351.15	331.49
tblVehicleEF	LDT2	79.39	70.30
tblVehicleEF	LDT2	0.09	0.09
tblVehicleEF	LDT2	1.7270e-003	1.5180e-003
tblVehicleEF	LDT2	2.4170e-003	1.9480e-003
tblVehicleEF	LDT2	1.5880e-003	1.3970e-003
tblVehicleEF	LDT2	2.2220e-003	1.7910e-003
tblVehicleEF	LDT2	0.06	0.10
tblVehicleEF	LDT2	0.13	0.15
tblVehicleEF	LDT2	0.05	0.08
tblVehicleEF	LDT2	0.02	0.02
tblVehicleEF	LDT2	0.07	0.48
tblVehicleEF	LDT2	0.11	0.35
tblVehicleEF	LDT2	3.5180e-003	3.2800e-003

Merrill Commcerce Center (Phase A Construction - Unmitigated) - San Bernardino-South Coast County, Winter

tblVehicleEF	LDT2	8.2200e-004	6.9600e-004
tblVehicleEF	LDT2	0.06	0.10
tblVehicleEF	LDT2	0.13	0.15
tblVehicleEF	LDT2	0.05	0.08
tblVehicleEF	LDT2	0.02	0.03
tblVehicleEF	LDT2	0.07	0.48
tblVehicleEF	LDT2	0.12	0.38
tblVehicleEF	LDT2	7.1840e-003	4.8870e-003
tblVehicleEF	LDT2	6.8290e-003	0.06
tblVehicleEF	LDT2	0.97	1.18
tblVehicleEF	LDT2	1.38	2.30
tblVehicleEF	LDT2	383.36	355.94
tblVehicleEF	LDT2	79.39	69.35
tblVehicleEF	LDT2	0.08	0.08
tblVehicleEF	LDT2	1.7270e-003	1.5180e-003
tblVehicleEF	LDT2	2.4170e-003	1.9480e-003
tblVehicleEF	LDT2	1.5880e-003	1.3970e-003
tblVehicleEF	LDT2	2.2220e-003	1.7910e-003
tblVehicleEF	LDT2	0.13	0.21
tblVehicleEF	LDT2	0.15	0.18
tblVehicleEF	LDT2	0.11	0.18
tblVehicleEF	LDT2	0.02	0.02
tblVehicleEF	LDT2	0.07	0.48
tblVehicleEF	LDT2	0.09	0.29
tblVehicleEF	LDT2	3.8420e-003	3.5220e-003
tblVehicleEF	LDT2	8.1700e-004	6.8600e-004
tblVehicleEF	LDT2	0.13	0.21

Merrill Commcerce Center (Phase A Construction - Unmitigated) - San Bernardino-South Coast County, Winter

tblVehicleEF	LDT2	0.15	0.18
tblVehicleEF	LDT2	0.11	0.18
tblVehicleEF	LDT2	0.03	0.03
tblVehicleEF	LDT2	0.07	0.48
tblVehicleEF	LDT2	0.10	0.32
tblVehicleEF	LDT2	6.1560e-003	4.1770e-003
tblVehicleEF	LDT2	8.1410e-003	0.07
tblVehicleEF	LDT2	0.75	0.92
tblVehicleEF	LDT2	1.64	2.74
tblVehicleEF	LDT2	343.55	325.69
tblVehicleEF	LDT2	79.39	70.22
tblVehicleEF	LDT2	0.08	0.09
tblVehicleEF	LDT2	1.7270e-003	1.5180e-003
tblVehicleEF	LDT2	2.4170e-003	1.9480e-003
tblVehicleEF	LDT2	1.5880e-003	1.3970e-003
tblVehicleEF	LDT2	2.2220e-003	1.7910e-003
tblVehicleEF	LDT2	0.06	0.10
tblVehicleEF	LDT2	0.14	0.16
tblVehicleEF	LDT2	0.05	0.08
tblVehicleEF	LDT2	0.02	0.02
tblVehicleEF	LDT2	0.08	0.56
tblVehicleEF	LDT2	0.11	0.35
tblVehicleEF	LDT2	3.4410e-003	3.2220e-003
tblVehicleEF	LDT2	8.2200e-004	6.9500e-004
tblVehicleEF	LDT2	0.06	0.10
tblVehicleEF	LDT2	0.14	0.16
tblVehicleEF	LDT2	0.05	0.08

Merrill Commcerce Center (Phase A Construction - Unmitigated) - San Bernardino-South Coast County, Winter

tblVehicleEF	LDT2	0.02	0.03
tblVehicleEF	LDT2	0.08	0.56
tblVehicleEF	LDT2	0.12	0.38
tblVehicleEF	LHD1	5.2170e-003	4.8640e-003
tblVehicleEF	LHD1	0.01	6.5090e-003
tblVehicleEF	LHD1	0.02	0.02
tblVehicleEF	LHD1	0.14	0.17
tblVehicleEF	LHD1	1.07	0.88
tblVehicleEF	LHD1	2.60	1.03
tblVehicleEF	LHD1	9.23	9.35
tblVehicleEF	LHD1	609.20	648.62
tblVehicleEF	LHD1	30.40	10.79
tblVehicleEF	LHD1	0.09	0.08
tblVehicleEF	LHD1	2.12	1.54
tblVehicleEF	LHD1	9.6500e-004	9.5300e-004
tblVehicleEF	LHD1	0.01	9.9680e-003
tblVehicleEF	LHD1	0.01	0.01
tblVehicleEF	LHD1	9.5800e-004	2.6300e-004
tblVehicleEF	LHD1	9.2400e-004	9.1200e-004
tblVehicleEF	LHD1	2.5390e-003	2.4920e-003
tblVehicleEF	LHD1	0.01	0.01
tblVehicleEF	LHD1	8.8100e-004	2.4200e-004
tblVehicleEF	LHD1	3.7070e-003	3.1750e-003
tblVehicleEF	LHD1	0.11	0.09
tblVehicleEF	LHD1	0.02	0.02
tblVehicleEF	LHD1	1.8240e-003	1.5420e-003
tblVehicleEF	LHD1	0.08	0.07

Merrill Commcerce Center (Phase A Construction - Unmitigated) - San Bernardino-South Coast County, Winter

tblVehicleEF	LHD1	0.35	0.60
tblVehicleEF	LHD1	0.27	0.08
tblVehicleEF	LHD1	9.2000e-005	9.0000e-005
tblVehicleEF	LHD1	5.9760e-003	6.3130e-003
tblVehicleEF	LHD1	3.5300e-004	1.0700e-004
tblVehicleEF	LHD1	3.7070e-003	3.1750e-003
tblVehicleEF	LHD1	0.11	0.09
tblVehicleEF	LHD1	0.02	0.03
tblVehicleEF	LHD1	1.8240e-003	1.5420e-003
tblVehicleEF	LHD1	0.10	0.08
tblVehicleEF	LHD1	0.35	0.60
tblVehicleEF	LHD1	0.29	0.09
tblVehicleEF	LHD1	5.2170e-003	4.8790e-003
tblVehicleEF	LHD1	0.01	6.6670e-003
tblVehicleEF	LHD1	0.02	0.02
tblVehicleEF	LHD1	0.14	0.17
tblVehicleEF	LHD1	1.09	0.90
tblVehicleEF	LHD1	2.43	0.97
tblVehicleEF	LHD1	9.23	9.35
tblVehicleEF	LHD1	609.20	648.66
tblVehicleEF	LHD1	30.40	10.67
tblVehicleEF	LHD1	0.09	0.08
tblVehicleEF	LHD1	1.98	1.44
tblVehicleEF	LHD1	9.6500e-004	9.5300e-004
tblVehicleEF	LHD1	0.01	9.9680e-003
tblVehicleEF	LHD1	0.01	0.01
tblVehicleEF	LHD1	9.5800e-004	2.6300e-004

Merrill Commcerce Center (Phase A Construction - Unmitigated) - San Bernardino-South Coast County, Winter

tblVehicleEF	LHD1	9.2400e-004	9.1200e-004
tblVehicleEF	LHD1	2.5390e-003	2.4920e-003
tblVehicleEF	LHD1	0.01	0.01
tblVehicleEF	LHD1	8.8100e-004	2.4200e-004
tblVehicleEF	LHD1	7.3080e-003	6.2980e-003
tblVehicleEF	LHD1	0.13	0.11
tblVehicleEF	LHD1	0.02	0.02
tblVehicleEF	LHD1	4.1220e-003	3.5370e-003
tblVehicleEF	LHD1	0.09	0.07
tblVehicleEF	LHD1	0.36	0.60
tblVehicleEF	LHD1	0.25	0.08
tblVehicleEF	LHD1	9.2000e-005	9.0000e-005
tblVehicleEF	LHD1	5.9770e-003	6.3140e-003
tblVehicleEF	LHD1	3.5000e-004	1.0600e-004
tblVehicleEF	LHD1	7.3080e-003	6.2980e-003
tblVehicleEF	LHD1	0.13	0.11
tblVehicleEF	LHD1	0.02	0.03
tblVehicleEF	LHD1	4.1220e-003	3.5370e-003
tblVehicleEF	LHD1	0.11	0.09
tblVehicleEF	LHD1	0.36	0.60
tblVehicleEF	LHD1	0.28	0.08
tblVehicleEF	LHD1	5.2170e-003	4.8670e-003
tblVehicleEF	LHD1	0.01	6.5250e-003
tblVehicleEF	LHD1	0.02	0.02
tblVehicleEF	LHD1	0.14	0.17
tblVehicleEF	LHD1	1.07	0.89
tblVehicleEF	LHD1	2.55	1.02

Merrill Commcerce Center (Phase A Construction - Unmitigated) - San Bernardino-South Coast County, Winter

tblVehicleEF	LHD1	9.23	9.35
tblVehicleEF	LHD1	609.20	648.63
tblVehicleEF	LHD1	30.40	10.76
tblVehicleEF	LHD1	0.09	0.08
tblVehicleEF	LHD1	2.08	1.51
tblVehicleEF	LHD1	9.6500e-004	9.5300e-004
tblVehicleEF	LHD1	0.01	9.9680e-003
tblVehicleEF	LHD1	0.01	0.01
tblVehicleEF	LHD1	9.5800e-004	2.6300e-004
tblVehicleEF	LHD1	9.2400e-004	9.1200e-004
tblVehicleEF	LHD1	2.5390e-003	2.4920e-003
tblVehicleEF	LHD1	0.01	0.01
tblVehicleEF	LHD1	8.8100e-004	2.4200e-004
tblVehicleEF	LHD1	4.0430e-003	3.5090e-003
tblVehicleEF	LHD1	0.13	0.10
tblVehicleEF	LHD1	0.02	0.02
tblVehicleEF	LHD1	1.7940e-003	1.5200e-003
tblVehicleEF	LHD1	0.08	0.07
tblVehicleEF	LHD1	0.38	0.64
tblVehicleEF	LHD1	0.26	0.08
tblVehicleEF	LHD1	9.2000e-005	9.0000e-005
tblVehicleEF	LHD1	5.9760e-003	6.3130e-003
tblVehicleEF	LHD1	3.5200e-004	1.0600e-004
tblVehicleEF	LHD1	4.0430e-003	3.5090e-003
tblVehicleEF	LHD1	0.13	0.10
tblVehicleEF	LHD1	0.02	0.03
tblVehicleEF	LHD1	1.7940e-003	1.5200e-003

Merrill Commcerce Center (Phase A Construction - Unmitigated) - San Bernardino-South Coast County, Winter

tblVehicleEF	LHD1	0.10	0.08
tblVehicleEF	LHD1	0.38	0.64
tblVehicleEF	LHD1	0.29	0.09
tblVehicleEF	LHD2	3.5950e-003	3.3090e-003
tblVehicleEF	LHD2	4.6110e-003	4.1580e-003
tblVehicleEF	LHD2	8.1370e-003	9.5080e-003
tblVehicleEF	LHD2	0.12	0.14
tblVehicleEF	LHD2	0.50	0.56
tblVehicleEF	LHD2	1.20	0.61
tblVehicleEF	LHD2	14.27	14.55
tblVehicleEF	LHD2	608.52	648.96
tblVehicleEF	LHD2	24.46	7.78
tblVehicleEF	LHD2	0.11	0.11
tblVehicleEF	LHD2	1.49	1.65
tblVehicleEF	LHD2	1.2830e-003	1.4030e-003
tblVehicleEF	LHD2	0.01	0.01
tblVehicleEF	LHD2	0.01	0.01
tblVehicleEF	LHD2	4.0000e-004	1.2600e-004
tblVehicleEF	LHD2	1.2280e-003	1.3430e-003
tblVehicleEF	LHD2	2.6860e-003	2.6930e-003
tblVehicleEF	LHD2	0.01	0.01
tblVehicleEF	LHD2	3.6800e-004	1.1600e-004
tblVehicleEF	LHD2	1.3070e-003	1.5580e-003
tblVehicleEF	LHD2	0.04	0.05
tblVehicleEF	LHD2	0.01	0.02
tblVehicleEF	LHD2	7.0300e-004	8.0000e-004
tblVehicleEF	LHD2	0.06	0.06

Merrill Commcerce Center (Phase A Construction - Unmitigated) - San Bernardino-South Coast County, Winter

tblVehicleEF	LHD2	0.09	0.29
tblVehicleEF	LHD2	0.11	0.05
tblVehicleEF	LHD2	5.9200e-003	6.2610e-003
tblVehicleEF	LHD2	2.6700e-004	7.7000e-005
tblVehicleEF	LHD2	1.3070e-003	1.5580e-003
tblVehicleEF	LHD2	0.04	0.05
tblVehicleEF	LHD2	0.02	0.02
tblVehicleEF	LHD2	7.0300e-004	8.0000e-004
tblVehicleEF	LHD2	0.07	0.07
tblVehicleEF	LHD2	0.09	0.29
tblVehicleEF	LHD2	0.12	0.05
tblVehicleEF	LHD2	3.5950e-003	3.3190e-003
tblVehicleEF	LHD2	4.6760e-003	4.2030e-003
tblVehicleEF	LHD2	7.7630e-003	9.0810e-003
tblVehicleEF	LHD2	0.12	0.14
tblVehicleEF	LHD2	0.50	0.56
tblVehicleEF	LHD2	1.13	0.57
tblVehicleEF	LHD2	14.27	14.55
tblVehicleEF	LHD2	608.52	648.97
tblVehicleEF	LHD2	24.46	7.71
tblVehicleEF	LHD2	0.11	0.11
tblVehicleEF	LHD2	1.40	1.55
tblVehicleEF	LHD2	1.2830e-003	1.4030e-003
tblVehicleEF	LHD2	0.01	0.01
tblVehicleEF	LHD2	0.01	0.01
tblVehicleEF	LHD2	4.0000e-004	1.2600e-004
tblVehicleEF	LHD2	1.2280e-003	1.3430e-003

Merrill Commcerce Center (Phase A Construction - Unmitigated) - San Bernardino-South Coast County, Winter

tblVehicleEF	LHD2	2.6860e-003	2.6930e-003
tblVehicleEF	LHD2	0.01	0.01
tblVehicleEF	LHD2	3.6800e-004	1.1600e-004
tblVehicleEF	LHD2	2.5220e-003	3.0280e-003
tblVehicleEF	LHD2	0.04	0.06
tblVehicleEF	LHD2	0.01	0.02
tblVehicleEF	LHD2	1.5220e-003	1.7650e-003
tblVehicleEF	LHD2	0.06	0.06
tblVehicleEF	LHD2	0.09	0.29
tblVehicleEF	LHD2	0.10	0.04
tblVehicleEF	LHD2	5.9200e-003	6.2610e-003
tblVehicleEF	LHD2	2.6500e-004	7.6000e-005
tblVehicleEF	LHD2	2.5220e-003	3.0280e-003
tblVehicleEF	LHD2	0.04	0.06
tblVehicleEF	LHD2	0.02	0.02
tblVehicleEF	LHD2	1.5220e-003	1.7650e-003
tblVehicleEF	LHD2	0.07	0.07
tblVehicleEF	LHD2	0.09	0.29
tblVehicleEF	LHD2	0.11	0.05
tblVehicleEF	LHD2	3.5950e-003	3.3110e-003
tblVehicleEF	LHD2	4.6180e-003	4.1630e-003
tblVehicleEF	LHD2	8.0640e-003	9.4270e-003
tblVehicleEF	LHD2	0.12	0.14
tblVehicleEF	LHD2	0.50	0.56
tblVehicleEF	LHD2	1.19	0.60
tblVehicleEF	LHD2	14.27	14.55
tblVehicleEF	LHD2	608.52	648.96

Merrill Commcerce Center (Phase A Construction - Unmitigated) - San Bernardino-South Coast County, Winter

tblVehicleEF	LHD2	24.46	7.77
tblVehicleEF	LHD2	0.11	0.11
tblVehicleEF	LHD2	1.46	1.62
tblVehicleEF	LHD2	1.2830e-003	1.4030e-003
tblVehicleEF	LHD2	0.01	0.01
tblVehicleEF	LHD2	0.01	0.01
tblVehicleEF	LHD2	4.0000e-004	1.2600e-004
tblVehicleEF	LHD2	1.2280e-003	1.3430e-003
tblVehicleEF	LHD2	2.6860e-003	2.6930e-003
tblVehicleEF	LHD2	0.01	0.01
tblVehicleEF	LHD2	3.6800e-004	1.1600e-004
tblVehicleEF	LHD2	1.3460e-003	1.6400e-003
tblVehicleEF	LHD2	0.04	0.05
tblVehicleEF	LHD2	0.01	0.02
tblVehicleEF	LHD2	6.8700e-004	7.8100e-004
tblVehicleEF	LHD2	0.06	0.06
tblVehicleEF	LHD2	0.10	0.31
tblVehicleEF	LHD2	0.11	0.05
tblVehicleEF	LHD2	5.9200e-003	6.2610e-003
tblVehicleEF	LHD2	2.6600e-004	7.7000e-005
tblVehicleEF	LHD2	1.3460e-003	1.6400e-003
tblVehicleEF	LHD2	0.04	0.05
tblVehicleEF	LHD2	0.02	0.02
tblVehicleEF	LHD2	6.8700e-004	7.8100e-004
tblVehicleEF	LHD2	0.07	0.07
tblVehicleEF	LHD2	0.10	0.31
tblVehicleEF	LHD2	0.12	0.05

Merrill Commcerce Center (Phase A Construction - Unmitigated) - San Bernardino-South Coast County, Winter

tblVehicleEF	MCY	0.43	0.33
tblVehicleEF	MCY	0.16	0.25
tblVehicleEF	MCY	20.55	20.74
tblVehicleEF	MCY	9.93	8.78
tblVehicleEF	MCY	167.73	210.98
tblVehicleEF	MCY	46.45	61.55
tblVehicleEF	MCY	1.16	1.17
tblVehicleEF	MCY	1.8610e-003	1.8280e-003
tblVehicleEF	MCY	3.6730e-003	3.0520e-003
tblVehicleEF	MCY	1.7420e-003	1.7110e-003
tblVehicleEF	MCY	3.4650e-003	2.8770e-003
tblVehicleEF	MCY	1.45	1.44
tblVehicleEF	MCY	0.84	0.84
tblVehicleEF	MCY	0.80	0.80
tblVehicleEF	MCY	2.23	2.23
tblVehicleEF	MCY	0.49	2.04
tblVehicleEF	MCY	2.16	1.90
tblVehicleEF	MCY	2.0770e-003	2.0880e-003
tblVehicleEF	MCY	6.9000e-004	6.0900e-004
tblVehicleEF	MCY	1.45	1.44
tblVehicleEF	MCY	0.84	0.84
tblVehicleEF	MCY	0.80	0.80
tblVehicleEF	MCY	2.74	2.74
tblVehicleEF	MCY	0.49	2.04
tblVehicleEF	MCY	2.35	2.07
tblVehicleEF	MCY	0.42	0.32
tblVehicleEF	MCY	0.14	0.22

Merrill Commcerce Center (Phase A Construction - Unmitigated) - San Bernardino-South Coast County, Winter

tblVehicleEF	MCY	20.68	20.87
tblVehicleEF	MCY	9.05	7.97
tblVehicleEF	MCY	167.73	210.98
tblVehicleEF	MCY	46.45	59.35
tblVehicleEF	MCY	0.99	0.99
tblVehicleEF	MCY	1.8610e-003	1.8280e-003
tblVehicleEF	MCY	3.6730e-003	3.0520e-003
tblVehicleEF	MCY	1.7420e-003	1.7110e-003
tblVehicleEF	MCY	3.4650e-003	2.8770e-003
tblVehicleEF	MCY	3.14	3.14
tblVehicleEF	MCY	1.27	1.28
tblVehicleEF	MCY	2.13	2.12
tblVehicleEF	MCY	2.17	2.17
tblVehicleEF	MCY	0.49	2.03
tblVehicleEF	MCY	1.86	1.63
tblVehicleEF	MCY	2.0770e-003	2.0880e-003
tblVehicleEF	MCY	6.6700e-004	5.8700e-004
tblVehicleEF	MCY	3.14	3.14
tblVehicleEF	MCY	1.27	1.28
tblVehicleEF	MCY	2.13	2.12
tblVehicleEF	MCY	2.67	2.67
tblVehicleEF	MCY	0.49	2.03
tblVehicleEF	MCY	2.02	1.77
tblVehicleEF	MCY	0.42	0.32
tblVehicleEF	MCY	0.15	0.24
tblVehicleEF	MCY	19.63	19.79
tblVehicleEF	MCY	9.55	8.43

Merrill Commcerce Center (Phase A Construction - Unmitigated) - San Bernardino-South Coast County, Winter

tblVehicleEF	MCY	167.73	209.35
tblVehicleEF	MCY	46.45	60.75
tblVehicleEF	MCY	1.12	1.12
tblVehicleEF	MCY	1.8610e-003	1.8280e-003
tblVehicleEF	MCY	3.6730e-003	3.0520e-003
tblVehicleEF	MCY	1.7420e-003	1.7110e-003
tblVehicleEF	MCY	3.4650e-003	2.8770e-003
tblVehicleEF	MCY	1.71	1.70
tblVehicleEF	MCY	1.13	1.12
tblVehicleEF	MCY	0.72	0.71
tblVehicleEF	MCY	2.19	2.20
tblVehicleEF	MCY	0.56	2.32
tblVehicleEF	MCY	2.08	1.83
tblVehicleEF	MCY	2.0610e-003	2.0720e-003
tblVehicleEF	MCY	6.8200e-004	6.0100e-004
tblVehicleEF	MCY	1.71	1.70
tblVehicleEF	MCY	1.13	1.12
tblVehicleEF	MCY	0.72	0.71
tblVehicleEF	MCY	2.69	2.69
tblVehicleEF	MCY	0.56	2.32
tblVehicleEF	MCY	2.27	1.99
tblVehicleEF	MDV	0.01	5.5560e-003
tblVehicleEF	MDV	0.02	0.09
tblVehicleEF	MDV	1.35	1.14
tblVehicleEF	MDV	3.25	3.33
tblVehicleEF	MDV	483.94	412.02
tblVehicleEF	MDV	107.92	87.05

Merrill Commcerce Center (Phase A Construction - Unmitigated) - San Bernardino-South Coast County, Winter

tblVehicleEF	MDV	0.17	0.12
tblVehicleEF	MDV	1.8260e-003	1.6290e-003
tblVehicleEF	MDV	2.5170e-003	2.0560e-003
tblVehicleEF	MDV	1.6830e-003	1.5030e-003
tblVehicleEF	MDV	2.3150e-003	1.8910e-003
tblVehicleEF	MDV	0.10	0.12
tblVehicleEF	MDV	0.20	0.17
tblVehicleEF	MDV	0.08	0.10
tblVehicleEF	MDV	0.03	0.02
tblVehicleEF	MDV	0.11	0.52
tblVehicleEF	MDV	0.25	0.45
tblVehicleEF	MDV	4.8500e-003	4.0740e-003
tblVehicleEF	MDV	1.1370e-003	8.6100e-004
tblVehicleEF	MDV	0.10	0.12
tblVehicleEF	MDV	0.20	0.17
tblVehicleEF	MDV	0.08	0.10
tblVehicleEF	MDV	0.05	0.03
tblVehicleEF	MDV	0.11	0.52
tblVehicleEF	MDV	0.28	0.50
tblVehicleEF	MDV	0.01	6.3580e-003
tblVehicleEF	MDV	0.02	0.08
tblVehicleEF	MDV	1.64	1.38
tblVehicleEF	MDV	2.69	2.75
tblVehicleEF	MDV	526.85	437.99
tblVehicleEF	MDV	107.92	85.88
tblVehicleEF	MDV	0.16	0.11
tblVehicleEF	MDV	1.8260e-003	1.6290e-003

Merrill Commcerce Center (Phase A Construction - Unmitigated) - San Bernardino-South Coast County, Winter

tblVehicleEF	MDV	2.5170e-003	2.0560e-003
tblVehicleEF	MDV	1.6830e-003	1.5030e-003
tblVehicleEF	MDV	2.3150e-003	1.8910e-003
tblVehicleEF	MDV	0.20	0.24
tblVehicleEF	MDV	0.23	0.20
tblVehicleEF	MDV	0.17	0.21
tblVehicleEF	MDV	0.04	0.03
tblVehicleEF	MDV	0.11	0.52
tblVehicleEF	MDV	0.21	0.38
tblVehicleEF	MDV	5.2830e-003	4.3310e-003
tblVehicleEF	MDV	1.1260e-003	8.5000e-004
tblVehicleEF	MDV	0.20	0.24
tblVehicleEF	MDV	0.23	0.20
tblVehicleEF	MDV	0.17	0.21
tblVehicleEF	MDV	0.05	0.04
tblVehicleEF	MDV	0.11	0.52
tblVehicleEF	MDV	0.23	0.42
tblVehicleEF	MDV	0.01	5.4100e-003
tblVehicleEF	MDV	0.02	0.09
tblVehicleEF	MDV	1.28	1.08
tblVehicleEF	MDV	3.20	3.28
tblVehicleEF	MDV	473.93	405.86
tblVehicleEF	MDV	107.92	86.95
tblVehicleEF	MDV	0.16	0.11
tblVehicleEF	MDV	1.8260e-003	1.6290e-003
tblVehicleEF	MDV	2.5170e-003	2.0560e-003
tblVehicleEF	MDV	1.6830e-003	1.5030e-003

Merrill Commcerce Center (Phase A Construction - Unmitigated) - San Bernardino-South Coast County, Winter

tblVehicleEF	MDV	2.3150e-003	1.8910e-003
tblVehicleEF	MDV	0.10	0.11
tblVehicleEF	MDV	0.22	0.19
tblVehicleEF	MDV	0.08	0.10
tblVehicleEF	MDV	0.03	0.02
tblVehicleEF	MDV	0.13	0.60
tblVehicleEF	MDV	0.25	0.45
tblVehicleEF	MDV	4.7490e-003	4.0130e-003
tblVehicleEF	MDV	1.1360e-003	8.6000e-004
tblVehicleEF	MDV	0.10	0.11
tblVehicleEF	MDV	0.22	0.19
tblVehicleEF	MDV	0.08	0.10
tblVehicleEF	MDV	0.04	0.03
tblVehicleEF	MDV	0.13	0.60
tblVehicleEF	MDV	0.27	0.49
tblVehicleEF	MH	0.04	3.7970e-003
tblVehicleEF	MH	0.03	0.00
tblVehicleEF	MH	3.07	0.36
tblVehicleEF	MH	6.43	0.00
tblVehicleEF	MH	1,045.05	951.23
tblVehicleEF	MH	59.49	0.00
tblVehicleEF	MH	1.54	4.54
tblVehicleEF	MH	0.01	0.02
tblVehicleEF	MH	0.04	0.14
tblVehicleEF	MH	1.1740e-003	0.00
tblVehicleEF	MH	3.2230e-003	4.0000e-003
tblVehicleEF	MH	0.04	0.14

Merrill Commcerce Center (Phase A Construction - Unmitigated) - San Bernardino-South Coast County, Winter

tblVehicleEF	MH	1.0790e-003	0.00
tblVehicleEF	MH	1.47	0.00
tblVehicleEF	MH	0.09	0.00
tblVehicleEF	MH	0.51	0.00
tblVehicleEF	MH	0.10	0.08
tblVehicleEF	MH	0.03	0.00
tblVehicleEF	MH	0.37	0.00
tblVehicleEF	MH	0.01	8.9930e-003
tblVehicleEF	MH	7.0700e-004	0.00
tblVehicleEF	MH	1.47	0.00
tblVehicleEF	MH	0.09	0.00
tblVehicleEF	MH	0.51	0.00
tblVehicleEF	MH	0.14	0.09
tblVehicleEF	MH	0.03	0.00
tblVehicleEF	MH	0.40	0.00
tblVehicleEF	MH	0.04	3.7970e-003
tblVehicleEF	MH	0.03	0.00
tblVehicleEF	MH	3.19	0.36
tblVehicleEF	MH	5.84	0.00
tblVehicleEF	MH	1,045.05	951.23
tblVehicleEF	MH	59.49	0.00
tblVehicleEF	MH	1.41	4.26
tblVehicleEF	MH	0.01	0.02
tblVehicleEF	MH	0.04	0.14
tblVehicleEF	MH	1.1740e-003	0.00
tblVehicleEF	MH	3.2230e-003	4.0000e-003
tblVehicleEF	MH	0.04	0.14

Merrill Commcerce Center (Phase A Construction - Unmitigated) - San Bernardino-South Coast County, Winter

tblVehicleEF	MH	1.0790e-003	0.00
tblVehicleEF	MH	2.91	0.00
tblVehicleEF	MH	0.11	0.00
tblVehicleEF	MH	1.21	0.00
tblVehicleEF	MH	0.11	0.08
tblVehicleEF	MH	0.03	0.00
tblVehicleEF	MH	0.34	0.00
tblVehicleEF	MH	0.01	8.9930e-003
tblVehicleEF	MH	6.9700e-004	0.00
tblVehicleEF	MH	2.91	0.00
tblVehicleEF	MH	0.11	0.00
tblVehicleEF	MH	1.21	0.00
tblVehicleEF	MH	0.15	0.09
tblVehicleEF	MH	0.03	0.00
tblVehicleEF	MH	0.38	0.00
tblVehicleEF	MH	0.04	3.7970e-003
tblVehicleEF	MH	0.03	0.00
tblVehicleEF	MH	3.08	0.36
tblVehicleEF	MH	6.36	0.00
tblVehicleEF	MH	1,045.05	951.23
tblVehicleEF	MH	59.49	0.00
tblVehicleEF	MH	1.51	4.46
tblVehicleEF	MH	0.01	0.02
tblVehicleEF	MH	0.04	0.14
tblVehicleEF	MH	1.1740e-003	0.00
tblVehicleEF	MH	3.2230e-003	4.0000e-003
tblVehicleEF	MH	0.04	0.14

Merrill Commcerce Center (Phase A Construction - Unmitigated) - San Bernardino-South Coast County, Winter

tblVehicleEF	MH	1.0790e-003	0.00
tblVehicleEF	MH	1.75	0.00
tblVehicleEF	MH	0.11	0.00
tblVehicleEF	MH	0.53	0.00
tblVehicleEF	MH	0.10	0.08
tblVehicleEF	MH	0.03	0.00
tblVehicleEF	MH	0.37	0.00
tblVehicleEF	MH	0.01	8.9930e-003
tblVehicleEF	MH	7.0600e-004	0.00
tblVehicleEF	MH	1.75	0.00
tblVehicleEF	MH	0.11	0.00
tblVehicleEF	MH	0.53	0.00
tblVehicleEF	MH	0.15	0.09
tblVehicleEF	MH	0.03	0.00
tblVehicleEF	MH	0.40	0.00
tblVehicleEF	MHD	0.02	3.1740e-003
tblVehicleEF	MHD	3.5160e-003	3.4880e-003
tblVehicleEF	MHD	0.05	8.5120e-003
tblVehicleEF	MHD	0.32	0.34
tblVehicleEF	MHD	0.27	0.35
tblVehicleEF	MHD	5.32	0.97
tblVehicleEF	MHD	156.91	69.07
tblVehicleEF	MHD	1,101.52	999.60
tblVehicleEF	MHD	52.43	8.24
tblVehicleEF	MHD	0.60	0.51
tblVehicleEF	MHD	0.99	1.54
tblVehicleEF	MHD	3.8600e-004	1.1810e-003

Merrill Commcerce Center (Phase A Construction - Unmitigated) - San Bernardino-South Coast County, Winter

tblVehicleEF	MHD	5.0030e-003	0.03
tblVehicleEF	MHD	7.6400e-004	1.0000e-004
tblVehicleEF	MHD	3.6900e-004	1.1300e-003
tblVehicleEF	MHD	4.7830e-003	0.03
tblVehicleEF	MHD	7.0300e-004	9.2000e-005
tblVehicleEF	MHD	1.2800e-003	5.9300e-004
tblVehicleEF	MHD	0.04	0.02
tblVehicleEF	MHD	0.02	0.02
tblVehicleEF	MHD	6.5100e-004	3.0000e-004
tblVehicleEF	MHD	0.04	0.05
tblVehicleEF	MHD	0.02	0.11
tblVehicleEF	MHD	0.32	0.04
tblVehicleEF	MHD	1.5080e-003	6.5500e-004
tblVehicleEF	MHD	0.01	9.5250e-003
tblVehicleEF	MHD	6.1700e-004	8.2000e-005
tblVehicleEF	MHD	1.2800e-003	5.9300e-004
tblVehicleEF	MHD	0.04	0.02
tblVehicleEF	MHD	0.03	0.02
tblVehicleEF	MHD	6.5100e-004	3.0000e-004
tblVehicleEF	MHD	0.04	0.06
tblVehicleEF	MHD	0.02	0.11
tblVehicleEF	MHD	0.35	0.05
tblVehicleEF	MHD	0.02	3.0170e-003
tblVehicleEF	MHD	3.5800e-003	3.5290e-003
tblVehicleEF	MHD	0.05	8.1180e-003
tblVehicleEF	MHD	0.24	0.28
tblVehicleEF	MHD	0.28	0.36

Merrill Commcerce Center (Phase A Construction - Unmitigated) - San Bernardino-South Coast County, Winter

tblVehicleEF	MHD	4.97	0.91
tblVehicleEF	MHD	166.20	69.79
tblVehicleEF	MHD	1,101.52	999.60
tblVehicleEF	MHD	52.43	8.13
tblVehicleEF	MHD	0.62	0.51
tblVehicleEF	MHD	0.92	1.44
tblVehicleEF	MHD	3.2500e-004	9.9900e-004
tblVehicleEF	MHD	5.0030e-003	0.03
tblVehicleEF	MHD	7.6400e-004	1.0000e-004
tblVehicleEF	MHD	3.1100e-004	9.5500e-004
tblVehicleEF	MHD	4.7830e-003	0.03
tblVehicleEF	MHD	7.0300e-004	9.2000e-005
tblVehicleEF	MHD	2.5300e-003	1.1740e-003
tblVehicleEF	MHD	0.05	0.02
tblVehicleEF	MHD	0.02	0.02
tblVehicleEF	MHD	1.5010e-003	6.9400e-004
tblVehicleEF	MHD	0.04	0.05
tblVehicleEF	MHD	0.02	0.11
tblVehicleEF	MHD	0.30	0.04
tblVehicleEF	MHD	1.5950e-003	6.6200e-004
tblVehicleEF	MHD	0.01	9.5250e-003
tblVehicleEF	MHD	6.1100e-004	8.1000e-005
tblVehicleEF	MHD	2.5300e-003	1.1740e-003
tblVehicleEF	MHD	0.05	0.02
tblVehicleEF	MHD	0.03	0.02
tblVehicleEF	MHD	1.5010e-003	6.9400e-004
tblVehicleEF	MHD	0.04	0.06

Merrill Commcerce Center (Phase A Construction - Unmitigated) - San Bernardino-South Coast County, Winter

tblVehicleEF	MHD	0.02	0.11
tblVehicleEF	MHD	0.33	0.05
tblVehicleEF	MHD	0.02	3.4070e-003
tblVehicleEF	MHD	3.5220e-003	3.4910e-003
tblVehicleEF	MHD	0.05	8.4150e-003
tblVehicleEF	MHD	0.45	0.41
tblVehicleEF	MHD	0.27	0.35
tblVehicleEF	MHD	5.23	0.96
tblVehicleEF	MHD	144.06	68.08
tblVehicleEF	MHD	1,101.52	999.60
tblVehicleEF	MHD	52.43	8.22
tblVehicleEF	MHD	0.57	0.51
tblVehicleEF	MHD	0.97	1.51
tblVehicleEF	MHD	4.7000e-004	1.4340e-003
tblVehicleEF	MHD	5.0030e-003	0.03
tblVehicleEF	MHD	7.6400e-004	1.0000e-004
tblVehicleEF	MHD	4.4900e-004	1.3720e-003
tblVehicleEF	MHD	4.7830e-003	0.03
tblVehicleEF	MHD	7.0300e-004	9.2000e-005
tblVehicleEF	MHD	1.3890e-003	6.4600e-004
tblVehicleEF	MHD	0.05	0.02
tblVehicleEF	MHD	0.03	0.02
tblVehicleEF	MHD	6.4000e-004	2.9500e-004
tblVehicleEF	MHD	0.04	0.05
tblVehicleEF	MHD	0.02	0.12
tblVehicleEF	MHD	0.32	0.04
tblVehicleEF	MHD	1.3860e-003	6.4600e-004

Merrill Commcerce Center (Phase A Construction - Unmitigated) - San Bernardino-South Coast County, Winter

tblVehicleEF	MHD	0.01	9.5250e-003
tblVehicleEF	MHD	6.1600e-004	8.1000e-005
tblVehicleEF	MHD	1.3890e-003	6.4600e-004
tblVehicleEF	MHD	0.05	0.02
tblVehicleEF	MHD	0.04	0.02
tblVehicleEF	MHD	6.4000e-004	2.9500e-004
tblVehicleEF	MHD	0.04	0.06
tblVehicleEF	MHD	0.02	0.12
tblVehicleEF	MHD	0.35	0.05
tblVehicleEF	OBUS	0.01	9.1480e-003
tblVehicleEF	OBUS	9.9110e-003	8.5440e-003
tblVehicleEF	OBUS	0.03	0.03
tblVehicleEF	OBUS	0.26	0.48
tblVehicleEF	OBUS	0.63	0.98
tblVehicleEF	OBUS	6.27	2.73
tblVehicleEF	OBUS	70.35	66.56
tblVehicleEF	OBUS	1,121.50	1,475.42
tblVehicleEF	OBUS	70.70	21.88
tblVehicleEF	OBUS	0.28	0.29
tblVehicleEF	OBUS	0.97	1.13
tblVehicleEF	OBUS	6.4000e-005	5.0000e-004
tblVehicleEF	OBUS	4.6440e-003	0.01
tblVehicleEF	OBUS	9.2900e-004	2.3000e-004
tblVehicleEF	OBUS	6.1000e-005	4.7800e-004
tblVehicleEF	OBUS	4.4220e-003	0.01
tblVehicleEF	OBUS	8.5400e-004	2.1200e-004
tblVehicleEF	OBUS	2.1800e-003	2.7870e-003

Merrill Commcerce Center (Phase A Construction - Unmitigated) - San Bernardino-South Coast County, Winter

tblVehicleEF	OBUS	0.02	0.03
tblVehicleEF	OBUS	0.04	0.05
tblVehicleEF	OBUS	9.3100e-004	1.1430e-003
tblVehicleEF	OBUS	0.04	0.06
tblVehicleEF	OBUS	0.05	0.31
tblVehicleEF	OBUS	0.38	0.13
tblVehicleEF	OBUS	6.8400e-004	6.3600e-004
tblVehicleEF	OBUS	0.01	0.01
tblVehicleEF	OBUS	8.1700e-004	2.1700e-004
tblVehicleEF	OBUS	2.1800e-003	2.7870e-003
tblVehicleEF	OBUS	0.02	0.03
tblVehicleEF	OBUS	0.05	0.07
tblVehicleEF	OBUS	9.3100e-004	1.1430e-003
tblVehicleEF	OBUS	0.06	0.07
tblVehicleEF	OBUS	0.05	0.31
tblVehicleEF	OBUS	0.42	0.14
tblVehicleEF	OBUS	0.01	9.2020e-003
tblVehicleEF	OBUS	0.01	8.7760e-003
tblVehicleEF	OBUS	0.03	0.02
tblVehicleEF	OBUS	0.26	0.47
tblVehicleEF	OBUS	0.65	1.01
tblVehicleEF	OBUS	5.74	2.51
tblVehicleEF	OBUS	73.50	66.43
tblVehicleEF	OBUS	1,121.50	1,475.46
tblVehicleEF	OBUS	70.70	21.50
tblVehicleEF	OBUS	0.29	0.28
tblVehicleEF	OBUS	0.90	1.04

Merrill Commcerce Center (Phase A Construction - Unmitigated) - San Bernardino-South Coast County, Winter

tblVehicleEF	OBUS	5.4000e-005	4.2500e-004
tblVehicleEF	OBUS	4.6440e-003	0.01
tblVehicleEF	OBUS	9.2900e-004	2.3000e-004
tblVehicleEF	OBUS	5.1000e-005	4.0700e-004
tblVehicleEF	OBUS	4.4220e-003	0.01
tblVehicleEF	OBUS	8.5400e-004	2.1200e-004
tblVehicleEF	OBUS	4.2350e-003	5.4310e-003
tblVehicleEF	OBUS	0.02	0.03
tblVehicleEF	OBUS	0.03	0.05
tblVehicleEF	OBUS	2.1330e-003	2.6360e-003
tblVehicleEF	OBUS	0.05	0.06
tblVehicleEF	OBUS	0.05	0.31
tblVehicleEF	OBUS	0.36	0.12
tblVehicleEF	OBUS	7.1400e-004	6.3500e-004
tblVehicleEF	OBUS	0.01	0.01
tblVehicleEF	OBUS	8.0800e-004	2.1300e-004
tblVehicleEF	OBUS	4.2350e-003	5.4310e-003
tblVehicleEF	OBUS	0.02	0.03
tblVehicleEF	OBUS	0.05	0.07
tblVehicleEF	OBUS	2.1330e-003	2.6360e-003
tblVehicleEF	OBUS	0.06	0.08
tblVehicleEF	OBUS	0.05	0.31
tblVehicleEF	OBUS	0.40	0.14
tblVehicleEF	OBUS	0.01	9.1130e-003
tblVehicleEF	OBUS	9.9380e-003	8.5700e-003
tblVehicleEF	OBUS	0.03	0.03
tblVehicleEF	OBUS	0.28	0.49

Merrill Commcerce Center (Phase A Construction - Unmitigated) - San Bernardino-South Coast County, Winter

tblVehicleEF	OBUS	0.63	0.99
tblVehicleEF	OBUS	6.22	2.71
tblVehicleEF	OBUS	66.00	66.75
tblVehicleEF	OBUS	1,121.50	1,475.42
tblVehicleEF	OBUS	70.70	21.85
tblVehicleEF	OBUS	0.27	0.30
tblVehicleEF	OBUS	0.96	1.11
tblVehicleEF	OBUS	7.7000e-005	6.0400e-004
tblVehicleEF	OBUS	4.6440e-003	0.01
tblVehicleEF	OBUS	9.2900e-004	2.3000e-004
tblVehicleEF	OBUS	7.4000e-005	5.7800e-004
tblVehicleEF	OBUS	4.4220e-003	0.01
tblVehicleEF	OBUS	8.5400e-004	2.1200e-004
tblVehicleEF	OBUS	2.3200e-003	3.0070e-003
tblVehicleEF	OBUS	0.02	0.03
tblVehicleEF	OBUS	0.04	0.05
tblVehicleEF	OBUS	9.4100e-004	1.1540e-003
tblVehicleEF	OBUS	0.04	0.06
tblVehicleEF	OBUS	0.05	0.33
tblVehicleEF	OBUS	0.38	0.13
tblVehicleEF	OBUS	6.4200e-004	6.3800e-004
tblVehicleEF	OBUS	0.01	0.01
tblVehicleEF	OBUS	8.1600e-004	2.1600e-004
tblVehicleEF	OBUS	2.3200e-003	3.0070e-003
tblVehicleEF	OBUS	0.02	0.03
tblVehicleEF	OBUS	0.05	0.06
tblVehicleEF	OBUS	9.4100e-004	1.1540e-003

Merrill Commcerce Center (Phase A Construction - Unmitigated) - San Bernardino-South Coast County, Winter

tblVehicleEF	OBUS	0.06	0.08
tblVehicleEF	OBUS	0.05	0.33
tblVehicleEF	OBUS	0.42	0.14
tblVehicleEF	SBUS	0.84	0.04
tblVehicleEF	SBUS	0.01	6.8550e-003
tblVehicleEF	SBUS	0.07	4.0770e-003
tblVehicleEF	SBUS	5.71	1.90
tblVehicleEF	SBUS	0.65	0.58
tblVehicleEF	SBUS	5.33	0.55
tblVehicleEF	SBUS	1,258.13	336.22
tblVehicleEF	SBUS	1,136.31	1,128.72
tblVehicleEF	SBUS	37.11	3.21
tblVehicleEF	SBUS	11.70	3.35
tblVehicleEF	SBUS	4.77	5.07
tblVehicleEF	SBUS	0.01	4.0350e-003
tblVehicleEF	SBUS	0.01	0.01
tblVehicleEF	SBUS	0.03	0.03
tblVehicleEF	SBUS	5.1700e-004	3.0000e-005
tblVehicleEF	SBUS	0.01	3.8600e-003
tblVehicleEF	SBUS	2.7560e-003	2.7660e-003
tblVehicleEF	SBUS	0.03	0.03
tblVehicleEF	SBUS	4.7500e-004	2.8000e-005
tblVehicleEF	SBUS	2.9260e-003	7.3800e-004
tblVehicleEF	SBUS	0.02	5.5390e-003
tblVehicleEF	SBUS	0.68	0.20
tblVehicleEF	SBUS	1.3050e-003	3.4800e-004
tblVehicleEF	SBUS	0.11	0.10

Merrill Commcerce Center (Phase A Construction - Unmitigated) - San Bernardino-South Coast County, Winter

tblVehicleEF	SBUS	9.3510e-003	0.04
tblVehicleEF	SBUS	0.27	0.02
tblVehicleEF	SBUS	0.01	3.1960e-003
tblVehicleEF	SBUS	0.01	0.01
tblVehicleEF	SBUS	4.6300e-004	3.2000e-005
tblVehicleEF	SBUS	2.9260e-003	7.3800e-004
tblVehicleEF	SBUS	0.02	5.5390e-003
tblVehicleEF	SBUS	0.97	0.28
tblVehicleEF	SBUS	1.3050e-003	3.4800e-004
tblVehicleEF	SBUS	0.13	0.11
tblVehicleEF	SBUS	9.3510e-003	0.04
tblVehicleEF	SBUS	0.30	0.03
tblVehicleEF	SBUS	0.84	0.04
tblVehicleEF	SBUS	0.01	6.9390e-003
tblVehicleEF	SBUS	0.06	3.3780e-003
tblVehicleEF	SBUS	5.56	1.86
tblVehicleEF	SBUS	0.66	0.59
tblVehicleEF	SBUS	3.65	0.39
tblVehicleEF	SBUS	1,322.00	344.13
tblVehicleEF	SBUS	1,136.31	1,128.74
tblVehicleEF	SBUS	37.11	2.94
tblVehicleEF	SBUS	12.08	3.42
tblVehicleEF	SBUS	4.47	4.75
tblVehicleEF	SBUS	0.01	3.4090e-003
tblVehicleEF	SBUS	0.01	0.01
tblVehicleEF	SBUS	0.03	0.03
tblVehicleEF	SBUS	5.1700e-004	3.0000e-005

Merrill Commcerce Center (Phase A Construction - Unmitigated) - San Bernardino-South Coast County, Winter

tblVehicleEF	SBUS	9.6490e-003	3.2620e-003
tblVehicleEF	SBUS	2.7560e-003	2.7660e-003
tblVehicleEF	SBUS	0.03	0.03
tblVehicleEF	SBUS	4.7500e-004	2.8000e-005
tblVehicleEF	SBUS	5.6170e-003	1.3280e-003
tblVehicleEF	SBUS	0.02	5.8520e-003
tblVehicleEF	SBUS	0.67	0.20
tblVehicleEF	SBUS	2.8800e-003	6.7400e-004
tblVehicleEF	SBUS	0.11	0.10
tblVehicleEF	SBUS	8.5310e-003	0.03
tblVehicleEF	SBUS	0.22	0.02
tblVehicleEF	SBUS	0.01	3.2700e-003
tblVehicleEF	SBUS	0.01	0.01
tblVehicleEF	SBUS	4.3500e-004	2.9000e-005
tblVehicleEF	SBUS	5.6170e-003	1.3280e-003
tblVehicleEF	SBUS	0.02	5.8520e-003
tblVehicleEF	SBUS	0.97	0.28
tblVehicleEF	SBUS	2.8800e-003	6.7400e-004
tblVehicleEF	SBUS	0.13	0.12
tblVehicleEF	SBUS	8.5310e-003	0.03
tblVehicleEF	SBUS	0.24	0.02
tblVehicleEF	SBUS	0.84	0.04
tblVehicleEF	SBUS	0.01	6.8510e-003
tblVehicleEF	SBUS	0.07	4.1760e-003
tblVehicleEF	SBUS	5.91	1.95
tblVehicleEF	SBUS	0.65	0.58
tblVehicleEF	SBUS	5.37	0.57

Merrill Commcerce Center (Phase A Construction - Unmitigated) - San Bernardino-South Coast County, Winter

tblVehicleEF	SBUS	1,169.92	325.30
tblVehicleEF	SBUS	1,136.31	1,128.72
tblVehicleEF	SBUS	37.11	3.24
tblVehicleEF	SBUS	11.19	3.26
tblVehicleEF	SBUS	4.69	4.99
tblVehicleEF	SBUS	0.01	4.8980e-003
tblVehicleEF	SBUS	0.01	0.01
tblVehicleEF	SBUS	0.03	0.03
tblVehicleEF	SBUS	5.1700e-004	3.0000e-005
tblVehicleEF	SBUS	0.01	4.6860e-003
tblVehicleEF	SBUS	2.7560e-003	2.7660e-003
tblVehicleEF	SBUS	0.03	0.03
tblVehicleEF	SBUS	4.7500e-004	2.8000e-005
tblVehicleEF	SBUS	2.9580e-003	7.2600e-004
tblVehicleEF	SBUS	0.02	5.8800e-003
tblVehicleEF	SBUS	0.68	0.20
tblVehicleEF	SBUS	1.2820e-003	3.5300e-004
tblVehicleEF	SBUS	0.11	0.10
tblVehicleEF	SBUS	0.01	0.05
tblVehicleEF	SBUS	0.28	0.02
tblVehicleEF	SBUS	0.01	3.0930e-003
tblVehicleEF	SBUS	0.01	0.01
tblVehicleEF	SBUS	4.6400e-004	3.2000e-005
tblVehicleEF	SBUS	2.9580e-003	7.2600e-004
tblVehicleEF	SBUS	0.02	5.8800e-003
tblVehicleEF	SBUS	0.98	0.28
tblVehicleEF	SBUS	1.2820e-003	3.5300e-004

Merrill Commcerce Center (Phase A Construction - Unmitigated) - San Bernardino-South Coast County, Winter

tblVehicleEF	SBUS	0.13	0.11
tblVehicleEF	SBUS	0.01	0.05
tblVehicleEF	SBUS	0.31	0.03
tblVehicleEF	UBUS	1.83	4.19
tblVehicleEF	UBUS	0.08	0.02
tblVehicleEF	UBUS	9.26	32.67
tblVehicleEF	UBUS	14.34	1.43
tblVehicleEF	UBUS	1,846.39	1,724.94
tblVehicleEF	UBUS	136.37	16.90
tblVehicleEF	UBUS	5.87	0.37
tblVehicleEF	UBUS	0.52	0.08
tblVehicleEF	UBUS	0.01	0.03
tblVehicleEF	UBUS	0.07	2.6830e-003
tblVehicleEF	UBUS	1.4030e-003	1.8900e-004
tblVehicleEF	UBUS	0.22	0.03
tblVehicleEF	UBUS	3.0000e-003	6.3130e-003
tblVehicleEF	UBUS	0.06	2.5510e-003
tblVehicleEF	UBUS	1.2900e-003	1.7400e-004
tblVehicleEF	UBUS	8.0860e-003	1.5320e-003
tblVehicleEF	UBUS	0.11	8.4710e-003
tblVehicleEF	UBUS	3.9450e-003	6.5200e-004
tblVehicleEF	UBUS	0.61	0.06
tblVehicleEF	UBUS	0.02	0.04
tblVehicleEF	UBUS	1.15	0.06
tblVehicleEF	UBUS	0.01	3.8820e-003
tblVehicleEF	UBUS	1.6240e-003	1.6700e-004
tblVehicleEF	UBUS	8.0860e-003	1.5320e-003

Merrill Commcerce Center (Phase A Construction - Unmitigated) - San Bernardino-South Coast County, Winter

tblVehicleEF	UBUS	0.11	8.4710e-003
tblVehicleEF	UBUS	3.9450e-003	6.5200e-004
tblVehicleEF	UBUS	2.50	4.28
tblVehicleEF	UBUS	0.02	0.04
tblVehicleEF	UBUS	1.25	0.07
tblVehicleEF	UBUS	1.83	4.19
tblVehicleEF	UBUS	0.08	0.01
tblVehicleEF	UBUS	9.36	32.67
tblVehicleEF	UBUS	11.74	1.17
tblVehicleEF	UBUS	1,846.39	1,724.94
tblVehicleEF	UBUS	136.37	16.47
tblVehicleEF	UBUS	5.45	0.37
tblVehicleEF	UBUS	0.52	0.08
tblVehicleEF	UBUS	0.01	0.03
tblVehicleEF	UBUS	0.07	2.6830e-003
tblVehicleEF	UBUS	1.4030e-003	1.8900e-004
tblVehicleEF	UBUS	0.22	0.03
tblVehicleEF	UBUS	3.0000e-003	6.3130e-003
tblVehicleEF	UBUS	0.06	2.5510e-003
tblVehicleEF	UBUS	1.2900e-003	1.7400e-004
tblVehicleEF	UBUS	0.02	2.9020e-003
tblVehicleEF	UBUS	0.14	0.01
tblVehicleEF	UBUS	9.3320e-003	1.4770e-003
tblVehicleEF	UBUS	0.62	0.06
tblVehicleEF	UBUS	0.02	0.04
tblVehicleEF	UBUS	1.02	0.06
tblVehicleEF	UBUS	0.01	3.8820e-003

Merrill Commcerce Center (Phase A Construction - Unmitigated) - San Bernardino-South Coast County, Winter

tblVehicleEF	UBUS	1.5790e-003	1.6300e-004
tblVehicleEF	UBUS	0.02	2.9020e-003
tblVehicleEF	UBUS	0.14	0.01
tblVehicleEF	UBUS	9.3320e-003	1.4770e-003
tblVehicleEF	UBUS	2.52	4.28
tblVehicleEF	UBUS	0.02	0.04
tblVehicleEF	UBUS	1.12	0.06
tblVehicleEF	UBUS	1.83	4.19
tblVehicleEF	UBUS	0.08	0.02
tblVehicleEF	UBUS	9.27	32.67
tblVehicleEF	UBUS	13.86	1.39
tblVehicleEF	UBUS	1,846.39	1,724.94
tblVehicleEF	UBUS	136.37	16.85
tblVehicleEF	UBUS	5.76	0.37
tblVehicleEF	UBUS	0.52	0.08
tblVehicleEF	UBUS	0.01	0.03
tblVehicleEF	UBUS	0.07	2.6830e-003
tblVehicleEF	UBUS	1.4030e-003	1.8900e-004
tblVehicleEF	UBUS	0.22	0.03
tblVehicleEF	UBUS	3.0000e-003	6.3130e-003
tblVehicleEF	UBUS	0.06	2.5510e-003
tblVehicleEF	UBUS	1.2900e-003	1.7400e-004
tblVehicleEF	UBUS	9.2250e-003	1.6220e-003
tblVehicleEF	UBUS	0.14	9.7130e-003
tblVehicleEF	UBUS	4.1190e-003	6.4800e-004
tblVehicleEF	UBUS	0.61	0.06
tblVehicleEF	UBUS	0.03	0.04

Merrill Commcerce Center (Phase A Construction - Unmitigated) - San Bernardino-South Coast County, Winter

tblVehicleEF	UBUS	1.13	0.06
tblVehicleEF	UBUS	0.01	3.8820e-003
tblVehicleEF	UBUS	1.6160e-003	1.6700e-004
tblVehicleEF	UBUS	9.2250e-003	1.6220e-003
tblVehicleEF	UBUS	0.14	9.7130e-003
tblVehicleEF	UBUS	4.1190e-003	6.4800e-004
tblVehicleEF	UBUS	2.50	4.28
tblVehicleEF	UBUS	0.03	0.04
tblVehicleEF	UBUS	1.24	0.07
tblVehicleTrips	CC_TL	8.40	0.00
tblVehicleTrips	CC_TL	8.40	0.00
tblVehicleTrips	CNW_TL	6.90	0.00
tblVehicleTrips	CNW_TL	6.90	0.00
tblVehicleTrips	CNW_TTP	41.00	0.00
tblVehicleTrips	CW_TL	16.60	0.00
tblVehicleTrips	CW_TL	16.60	0.00
tblVehicleTrips	CW_TTP	59.00	0.00
tblVehicleTrips	DV_TP	5.00	0.00
tblVehicleTrips	PB_TP	3.00	0.00
tblVehicleTrips	PR_TP	92.00	0.00
tblVehicleTrips	ST_TR	1.68	0.00
tblVehicleTrips	SU_TR	1.68	0.00
tblVehicleTrips	WD_TR	1.68	0.00
tblWater	IndoorWaterUseRate	504,125,000.00	0.00

2.0 Emissions Summary

Merrill Commerce Center (Phase A Construction - Unmitigated) - San Bernardino-South Coast County, Winter

2.1 Overall Construction (Maximum Daily Emission)**Unmitigated Construction**

	ROG	NOx	CO	SO2	Fugitive PM10	Exhaust PM10	PM10 Total	Fugitive PM2.5	Exhaust PM2.5	PM2.5 Total	Bio- CO2	NBio- CO2	Total CO2	CH4	N2O	CO2e
Year	lb/day										lb/day					
2020	5.6522	63.8538	33.1381	0.0735	21.9792	2.7888	24.7681	10.3848	2.5657	12.9506	0.0000	7,127.8550	7,127.8550	2.2458	0.0000	7,183.9993
2021	9.5962	76.5594	62.6195	0.2530	14.3848	2.2875	16.0060	3.8746	2.1045	5.9321	0.0000	25,654.7255	25,654.7255	2.2455	0.0000	25,710.3657
2022	103.7531	83.6160	82.5158	0.2964	16.8997	2.0984	18.9982	4.5416	1.9583	6.4999	0.0000	29,897.2472	29,897.2472	2.9570	0.0000	29,971.1728
Maximum	103.7531	83.6160	82.5158	0.2964	21.9792	2.7888	24.7681	10.3848	2.5657	12.9506	0.0000	29,897.2472	29,897.2472	2.9570	0.0000	29,971.1728

Mitigated Construction

	ROG	NOx	CO	SO2	Fugitive PM10	Exhaust PM10	PM10 Total	Fugitive PM2.5	Exhaust PM2.5	PM2.5 Total	Bio- CO2	NBio- CO2	Total CO2	CH4	N2O	CO2e
Year	lb/day										lb/day					
2020	5.6522	63.8538	33.1381	0.0735	8.6946	2.7888	11.4835	4.0826	2.5657	6.6484	0.0000	7,127.8550	7,127.8550	2.2458	0.0000	7,183.9993
2021	9.5962	76.5594	62.6195	0.2530	14.3848	2.2875	16.0060	3.8746	2.1045	5.3881	0.0000	25,654.7255	25,654.7255	2.2455	0.0000	25,710.3657
2022	103.7531	83.6160	82.5158	0.2964	16.8997	2.0984	18.9982	4.5416	1.9583	6.4999	0.0000	29,897.2472	29,897.2472	2.9570	0.0000	29,971.1728
Maximum	103.7531	83.6160	82.5158	0.2964	16.8997	2.7888	18.9982	4.5416	2.5657	6.6484	0.0000	29,897.2472	29,897.2472	2.9570	0.0000	29,971.1728

Merrill Commcerce Center (Phase A Construction - Unmitigated) - San Bernardino-South Coast County, Winter

	ROG	NOx	CO	SO2	Fugitive PM10	Exhaust PM10	PM10 Total	Fugitive PM2.5	Exhaust PM2.5	PM2.5 Total	Bio- CO2	NBio-CO2	Total CO2	CH4	N20	CO2e
Percent Reduction	0.00	0.00	0.00	0.00	24.94	0.00	22.23	33.52	0.00	26.97	0.00	0.00	0.00	0.00	0.00	0.00

Merrill Commerce Center (Phase A Construction - Unmitigated) - San Bernardino-South Coast County, Winter

2.2 Overall Operational**Unmitigated Operational**

	ROG	NOx	CO	SO2	Fugitive PM10	Exhaust PM10	PM10 Total	Fugitive PM2.5	Exhaust PM2.5	PM2.5 Total	Bio- CO2	NBio- CO2	Total CO2	CH4	N2O	CO2e
Category	lb/day										lb/day					
Area	48.8607	2.0400e-003	0.2237	2.0000e-005		8.0000e-004	8.0000e-004		8.0000e-004	8.0000e-004		0.4787	0.4787	1.2600e-003		0.5103
Energy	0.0000	0.0000	0.0000	0.0000		0.0000	0.0000		0.0000	0.0000		0.0000	0.0000	0.0000	0.0000	0.0000
Mobile	0.0000	0.0000	0.0000	0.0000	0.0000	0.0000	0.0000	0.0000	0.0000	0.0000		0.0000	0.0000	0.0000		0.0000
Total	48.8607	2.0400e-003	0.2237	2.0000e-005	0.0000	8.0000e-004	8.0000e-004	0.0000	8.0000e-004	8.0000e-004		0.4787	0.4787	1.2600e-003	0.0000	0.5103

Mitigated Operational

	ROG	NOx	CO	SO2	Fugitive PM10	Exhaust PM10	PM10 Total	Fugitive PM2.5	Exhaust PM2.5	PM2.5 Total	Bio- CO2	NBio- CO2	Total CO2	CH4	N2O	CO2e
Category	lb/day										lb/day					
Area	48.8607	2.0400e-003	0.2237	2.0000e-005		8.0000e-004	8.0000e-004		8.0000e-004	8.0000e-004		0.4787	0.4787	1.2600e-003		0.5103
Energy	0.0000	0.0000	0.0000	0.0000		0.0000	0.0000		0.0000	0.0000		0.0000	0.0000	0.0000	0.0000	0.0000
Mobile	0.0000	0.0000	0.0000	0.0000	0.0000	0.0000	0.0000	0.0000	0.0000	0.0000		0.0000	0.0000	0.0000		0.0000
Total	48.8607	2.0400e-003	0.2237	2.0000e-005	0.0000	8.0000e-004	8.0000e-004	0.0000	8.0000e-004	8.0000e-004		0.4787	0.4787	1.2600e-003	0.0000	0.5103

Merrill Commcerce Center (Phase A Construction - Unmitigated) - San Bernardino-South Coast County, Winter

	ROG	NOx	CO	SO2	Fugitive PM10	Exhaust PM10	PM10 Total	Fugitive PM2.5	Exhaust PM2.5	PM2.5 Total	Bio- CO2	NBio-CO2	Total CO2	CH4	N2O	CO2e
Percent Reduction	0.00	0.00	0.00	0.00	0.00	0.00	0.00	0.00	0.00	0.00	0.00	0.00	0.00	0.00	0.00	0.00

3.0 Construction Detail

Construction Phase

Phase Number	Phase Name	Phase Type	Start Date	End Date	Num Days Week	Num Days	Phase Description
1	Demolition	Demolition	6/1/2020	8/21/2020	5	60	
2	Site Preparation	Site Preparation	8/22/2020	11/13/2020	5	60	
3	Grading	Grading	11/14/2020	4/2/2021	5	100	
4	Building Construction	Building Construction	4/3/2021	12/23/2022	5	450	
5	Paving	Paving	7/23/2022	12/23/2022	5	110	
6	Architectural Coating	Architectural Coating	7/23/2022	12/23/2022	5	110	

Acres of Grading (Site Preparation Phase): 210

Acres of Grading (Grading Phase): 400

Acres of Paving: 7.43

Residential Indoor: 0; Residential Outdoor: 0; Non-Residential Indoor: 3,270,000; Non-Residential Outdoor: 1,090,000; Striped Parking Area: 19,419 (Architectural Coating – sqft)

OffRoad Equipment

Merrill Commerce Center (Phase A Construction - Unmitigated) - San Bernardino-South Coast County, Winter

Phase Name	Offroad Equipment Type	Amount	Usage Hours	Horse Power	Load Factor
Demolition	Concrete/Industrial Saws	1	8.00	81	0.73
Demolition	Excavators	3	8.00	158	0.38
Demolition	Rubber Tired Dozers	2	8.00	247	0.40
Site Preparation	Crawler Tractors	4	8.00	212	0.43
Site Preparation	Rubber Tired Dozers	3	8.00	247	0.40
Site Preparation	Tractors/Loaders/Backhoes	0	8.00	97	0.37
Grading	Crawler Tractors	2	8.00	212	0.43
Grading	Excavators	2	8.00	158	0.38
Grading	Graders	1	8.00	187	0.41
Grading	Rubber Tired Dozers	1	8.00	247	0.40
Grading	Scrapers	2	8.00	367	0.48
Grading	Tractors/Loaders/Backhoes	0	8.00	97	0.37
Building Construction	Cranes	1	8.00	231	0.29
Building Construction	Crawler Tractors	3	8.00	212	0.43
Building Construction	Forklifts	3	8.00	89	0.20
Building Construction	Generator Sets	1	8.00	84	0.74
Building Construction	Tractors/Loaders/Backhoes	0	8.00	97	0.37
Building Construction	Welders	1	8.00	46	0.45
Paving	Pavers	2	8.00	130	0.42
Paving	Paving Equipment	2	8.00	132	0.36
Paving	Rollers	2	8.00	80	0.38
Architectural Coating	Air Compressors	1	8.00	78	0.48

Trips and VMT

Merrill Commcerce Center (Phase A Construction - Unmitigated) - San Bernardino-South Coast County, Winter

Phase Name	Offroad Equipment Count	Worker Trip Number	Vendor Trip Number	Hauling Trip Number	Worker Trip Length	Vendor Trip Length	Hauling Trip Length	Worker Vehicle Class	Vendor Vehicle Class	Hauling Vehicle Class
Demolition	6	15.00	0.00	21.00	14.70	6.90	20.00	LD_Mix	HDT_Mix	HHDT
Site Preparation	7	18.00	0.00	0.00	14.70	6.90	20.00	LD_Mix	HDT_Mix	HHDT
Grading	8	20.00	0.00	0.00	14.70	6.90	20.00	LD_Mix	HDT_Mix	HHDT
Building Construction	9	1,052.00	410.00	0.00	14.70	6.90	20.00	LD_Mix	HDT_Mix	HHDT
Paving	6	15.00	0.00	0.00	14.70	6.90	20.00	LD_Mix	HDT_Mix	HHDT
Architectural Coating	1	210.00	0.00	0.00	14.70	6.90	20.00	LD_Mix	HDT_Mix	HHDT

3.1 Mitigation Measures Construction

Water Exposed Area

3.2 Demolition - 2020

Unmitigated Construction On-Site

	ROG	NOx	CO	SO2	Fugitive PM10	Exhaust PM10	PM10 Total	Fugitive PM2.5	Exhaust PM2.5	PM2.5 Total	Bio- CO2	NBio- CO2	Total CO2	CH4	N2O	CO2e
Category	lb/day										lb/day					
Fugitive Dust					0.0758	0.0000	0.0758	0.0115	0.0000	0.0115			0.0000			0.0000
Off-Road	3.3121	33.2010	21.7532	0.0388		1.6587	1.6587		1.5419	1.5419		3,747.7049	3,747.7049	1.0580		3,774.1536
Total	3.3121	33.2010	21.7532	0.0388	0.0758	1.6587	1.7345	0.0115	1.5419	1.5533		3,747.7049	3,747.7049	1.0580		3,774.1536

Merrill Commerce Center (Phase A Construction - Unmitigated) - San Bernardino-South Coast County, Winter

3.2 Demolition - 2020**Unmitigated Construction Off-Site**

	ROG	NOx	CO	SO2	Fugitive PM10	Exhaust PM10	PM10 Total	Fugitive PM2.5	Exhaust PM2.5	PM2.5 Total	Bio- CO2	NBio- CO2	Total CO2	CH4	N2O	CO2e
Category	lb/day										lb/day					
Hauling	2.2700e-003	0.0867	0.0146	2.7000e-004	6.1300e-003	2.6000e-004	6.3900e-003	1.6800e-003	2.5000e-004	1.9300e-003		28.3849	28.3849	1.7100e-003		28.4275
Vendor	0.0000	0.0000	0.0000	0.0000	0.0000	0.0000	0.0000	0.0000	0.0000	0.0000		0.0000	0.0000	0.0000		0.0000
Worker	0.0819	0.0553	0.5544	1.5300e-003	0.1677	1.1000e-003	0.1688	0.0445	1.0100e-003	0.0455		152.0625	152.0625	4.5400e-003		152.1760
Total	0.0842	0.1420	0.5690	1.8000e-003	0.1738	1.3600e-003	0.1752	0.0462	1.2600e-003	0.0474		180.4473	180.4473	6.2500e-003		180.6035

Mitigated Construction On-Site

	ROG	NOx	CO	SO2	Fugitive PM10	Exhaust PM10	PM10 Total	Fugitive PM2.5	Exhaust PM2.5	PM2.5 Total	Bio- CO2	NBio- CO2	Total CO2	CH4	N2O	CO2e
Category	lb/day										lb/day					
Fugitive Dust					0.0296	0.0000	0.0296	4.4800e-003	0.0000	4.4800e-003			0.0000			0.0000
Off-Road	3.3121	33.2010	21.7532	0.0388		1.6587	1.6587		1.5419	1.5419	0.0000	3,747.7049	3,747.7049	1.0580		3,774.1536
Total	3.3121	33.2010	21.7532	0.0388	0.0296	1.6587	1.6883	4.4800e-003	1.5419	1.5463	0.0000	3,747.7049	3,747.7049	1.0580		3,774.1536

Merrill Commerce Center (Phase A Construction - Unmitigated) - San Bernardino-South Coast County, Winter

3.2 Demolition - 2020**Mitigated Construction Off-Site**

	ROG	NOx	CO	SO2	Fugitive PM10	Exhaust PM10	PM10 Total	Fugitive PM2.5	Exhaust PM2.5	PM2.5 Total	Bio- CO2	NBio- CO2	Total CO2	CH4	N2O	CO2e
Category	lb/day										lb/day					
Hauling	2.2700e-003	0.0867	0.0146	2.7000e-004	6.1300e-003	2.6000e-004	6.3900e-003	1.6800e-003	2.5000e-004	1.9300e-003		28.3849	28.3849	1.7100e-003		28.4275
Vendor	0.0000	0.0000	0.0000	0.0000	0.0000	0.0000	0.0000	0.0000	0.0000	0.0000		0.0000	0.0000	0.0000		0.0000
Worker	0.0819	0.0553	0.5544	1.5300e-003	0.1677	1.1000e-003	0.1688	0.0445	1.0100e-003	0.0455		152.0625	152.0625	4.5400e-003		152.1760
Total	0.0842	0.1420	0.5690	1.8000e-003	0.1738	1.3600e-003	0.1752	0.0462	1.2600e-003	0.0474		180.4473	180.4473	6.2500e-003		180.6035

3.3 Site Preparation - 2020**Unmitigated Construction On-Site**

	ROG	NOx	CO	SO2	Fugitive PM10	Exhaust PM10	PM10 Total	Fugitive PM2.5	Exhaust PM2.5	PM2.5 Total	Bio- CO2	NBio- CO2	Total CO2	CH4	N2O	CO2e
Category	lb/day										lb/day					
Fugitive Dust					21.7780	0.0000	21.7780	10.3315	0.0000	10.3315			0.0000			0.0000
Off-Road	5.5539	63.7874	22.3947	0.0570		2.7875	2.7875		2.5645	2.5645		5,523.581 2	5,523.581 2	1.7864		5,568.242 1
Total	5.5539	63.7874	22.3947	0.0570	21.7780	2.7875	24.5655	10.3315	2.5645	12.8960		5,523.581 2	5,523.581 2	1.7864		5,568.242 1

Merrill Commerce Center (Phase A Construction - Unmitigated) - San Bernardino-South Coast County, Winter

3.3 Site Preparation - 2020**Unmitigated Construction Off-Site**

	ROG	NOx	CO	SO2	Fugitive PM10	Exhaust PM10	PM10 Total	Fugitive PM2.5	Exhaust PM2.5	PM2.5 Total	Bio- CO2	NBio- CO2	Total CO2	CH4	N2O	CO2e
Category	lb/day										lb/day					
Hauling	0.0000	0.0000	0.0000	0.0000	0.0000	0.0000	0.0000	0.0000	0.0000	0.0000		0.0000	0.0000	0.0000		0.0000
Vendor	0.0000	0.0000	0.0000	0.0000	0.0000	0.0000	0.0000	0.0000	0.0000	0.0000		0.0000	0.0000	0.0000		0.0000
Worker	0.0983	0.0663	0.6653	1.8300e-003	0.2012	1.3200e-003	0.2025	0.0534	1.2100e-003	0.0546		182.4750	182.4750	5.4500e-003		182.6112
Total	0.0983	0.0663	0.6653	1.8300e-003	0.2012	1.3200e-003	0.2025	0.0534	1.2100e-003	0.0546		182.4750	182.4750	5.4500e-003		182.6112

Mitigated Construction On-Site

	ROG	NOx	CO	SO2	Fugitive PM10	Exhaust PM10	PM10 Total	Fugitive PM2.5	Exhaust PM2.5	PM2.5 Total	Bio- CO2	NBio- CO2	Total CO2	CH4	N2O	CO2e
Category	lb/day										lb/day					
Fugitive Dust					8.4934	0.0000	8.4934	4.0293	0.0000	4.0293			0.0000			0.0000
Off-Road	5.5539	63.7874	22.3947	0.0570		2.7875	2.7875		2.5645	2.5645	0.0000	5,523.581 2	5,523.581 2	1.7864		5,568.242 1
Total	5.5539	63.7874	22.3947	0.0570	8.4934	2.7875	11.2809	4.0293	2.5645	6.5938	0.0000	5,523.581 2	5,523.581 2	1.7864		5,568.242 1

Merrill Commcerce Center (Phase A Construction - Unmitigated) - San Bernardino-South Coast County, Winter

3.3 Site Preparation - 2020**Mitigated Construction Off-Site**

	ROG	NOx	CO	SO2	Fugitive PM10	Exhaust PM10	PM10 Total	Fugitive PM2.5	Exhaust PM2.5	PM2.5 Total	Bio- CO2	NBio- CO2	Total CO2	CH4	N2O	CO2e
Category	lb/day										lb/day					
Hauling	0.0000	0.0000	0.0000	0.0000	0.0000	0.0000	0.0000	0.0000	0.0000	0.0000		0.0000	0.0000	0.0000		0.0000
Vendor	0.0000	0.0000	0.0000	0.0000	0.0000	0.0000	0.0000	0.0000	0.0000	0.0000		0.0000	0.0000	0.0000		0.0000
Worker	0.0983	0.0663	0.6653	1.8300e-003	0.2012	1.3200e-003	0.2025	0.0534	1.2100e-003	0.0546		182.4750	182.4750	5.4500e-003		182.6112
Total	0.0983	0.0663	0.6653	1.8300e-003	0.2012	1.3200e-003	0.2025	0.0534	1.2100e-003	0.0546		182.4750	182.4750	5.4500e-003		182.6112

3.4 Grading - 2020**Unmitigated Construction On-Site**

	ROG	NOx	CO	SO2	Fugitive PM10	Exhaust PM10	PM10 Total	Fugitive PM2.5	Exhaust PM2.5	PM2.5 Total	Bio- CO2	NBio- CO2	Total CO2	CH4	N2O	CO2e
Category	lb/day										lb/day					
Fugitive Dust					10.2641	0.0000	10.2641	3.7683	0.0000	3.7683			0.0000			0.0000
Off-Road	5.1888	60.8826	32.3988	0.0715		2.4690	2.4690		2.2714	2.2714		6,925.105 1	6,925.105 1	2.2397		6,981.098 1
Total	5.1888	60.8826	32.3988	0.0715	10.2641	2.4690	12.7331	3.7683	2.2714	6.0397		6,925.105 1	6,925.105 1	2.2397		6,981.098 1

Merrill Commerce Center (Phase A Construction - Unmitigated) - San Bernardino-South Coast County, Winter

3.4 Grading - 2020**Unmitigated Construction Off-Site**

	ROG	NOx	CO	SO2	Fugitive PM10	Exhaust PM10	PM10 Total	Fugitive PM2.5	Exhaust PM2.5	PM2.5 Total	Bio- CO2	NBio- CO2	Total CO2	CH4	N2O	CO2e
Category	lb/day										lb/day					
Hauling	0.0000	0.0000	0.0000	0.0000	0.0000	0.0000	0.0000	0.0000	0.0000	0.0000		0.0000	0.0000	0.0000		0.0000
Vendor	0.0000	0.0000	0.0000	0.0000	0.0000	0.0000	0.0000	0.0000	0.0000	0.0000		0.0000	0.0000	0.0000		0.0000
Worker	0.1092	0.0737	0.7393	2.0400e-003	0.2236	1.4600e-003	0.2250	0.0593	1.3500e-003	0.0606		202.7500	202.7500	6.0500e-003		202.9013
Total	0.1092	0.0737	0.7393	2.0400e-003	0.2236	1.4600e-003	0.2250	0.0593	1.3500e-003	0.0606		202.7500	202.7500	6.0500e-003		202.9013

Mitigated Construction On-Site

	ROG	NOx	CO	SO2	Fugitive PM10	Exhaust PM10	PM10 Total	Fugitive PM2.5	Exhaust PM2.5	PM2.5 Total	Bio- CO2	NBio- CO2	Total CO2	CH4	N2O	CO2e
Category	lb/day										lb/day					
Fugitive Dust					4.0030	0.0000	4.0030	1.4696	0.0000	1.4696			0.0000			0.0000
Off-Road	5.1888	60.8826	32.3988	0.0715		2.4690	2.4690		2.2714	2.2714	0.0000	6,925.105 1	6,925.105 1	2.2397		6,981.098 1
Total	5.1888	60.8826	32.3988	0.0715	4.0030	2.4690	6.4720	1.4696	2.2714	3.7411	0.0000	6,925.105 1	6,925.105 1	2.2397		6,981.098 1

Merrill Commerce Center (Phase A Construction - Unmitigated) - San Bernardino-South Coast County, Winter

3.4 Grading - 2020**Mitigated Construction Off-Site**

	ROG	NOx	CO	SO2	Fugitive PM10	Exhaust PM10	PM10 Total	Fugitive PM2.5	Exhaust PM2.5	PM2.5 Total	Bio- CO2	NBio- CO2	Total CO2	CH4	N2O	CO2e
Category	lb/day										lb/day					
Hauling	0.0000	0.0000	0.0000	0.0000	0.0000	0.0000	0.0000	0.0000	0.0000	0.0000		0.0000	0.0000	0.0000		0.0000
Vendor	0.0000	0.0000	0.0000	0.0000	0.0000	0.0000	0.0000	0.0000	0.0000	0.0000		0.0000	0.0000	0.0000		0.0000
Worker	0.1092	0.0737	0.7393	2.0400e-003	0.2236	1.4600e-003	0.2250	0.0593	1.3500e-003	0.0606		202.7500	202.7500	6.0500e-003		202.9013
Total	0.1092	0.0737	0.7393	2.0400e-003	0.2236	1.4600e-003	0.2250	0.0593	1.3500e-003	0.0606		202.7500	202.7500	6.0500e-003		202.9013

3.4 Grading - 2021**Unmitigated Construction On-Site**

	ROG	NOx	CO	SO2	Fugitive PM10	Exhaust PM10	PM10 Total	Fugitive PM2.5	Exhaust PM2.5	PM2.5 Total	Bio- CO2	NBio- CO2	Total CO2	CH4	N2O	CO2e
Category	lb/day										lb/day					
Fugitive Dust					10.2641	0.0000	10.2641	3.7683	0.0000	3.7683			0.0000			0.0000
Off-Road	4.9185	56.5443	31.2281	0.0715		2.2861	2.2861		2.1032	2.1032		6,925.967 4	6,925.967 4	2.2400		6,981.967 3
Total	4.9185	56.5443	31.2281	0.0715	10.2641	2.2861	12.5502	3.7683	2.1032	5.8715		6,925.967 4	6,925.967 4	2.2400		6,981.967 3

Merrill Commerce Center (Phase A Construction - Unmitigated) - San Bernardino-South Coast County, Winter

3.4 Grading - 2021**Unmitigated Construction Off-Site**

	ROG	NOx	CO	SO2	Fugitive PM10	Exhaust PM10	PM10 Total	Fugitive PM2.5	Exhaust PM2.5	PM2.5 Total	Bio- CO2	NBio- CO2	Total CO2	CH4	N2O	CO2e
Category	lb/day										lb/day					
Hauling	0.0000	0.0000	0.0000	0.0000	0.0000	0.0000	0.0000	0.0000	0.0000	0.0000		0.0000	0.0000	0.0000		0.0000
Vendor	0.0000	0.0000	0.0000	0.0000	0.0000	0.0000	0.0000	0.0000	0.0000	0.0000		0.0000	0.0000	0.0000		0.0000
Worker	0.1018	0.0661	0.6791	1.9700e-003	0.2236	1.4300e-003	0.2250	0.0593	1.3200e-003	0.0606		196.2995	196.2995	5.4600e-003		196.4361
Total	0.1018	0.0661	0.6791	1.9700e-003	0.2236	1.4300e-003	0.2250	0.0593	1.3200e-003	0.0606		196.2995	196.2995	5.4600e-003		196.4361

Mitigated Construction On-Site

	ROG	NOx	CO	SO2	Fugitive PM10	Exhaust PM10	PM10 Total	Fugitive PM2.5	Exhaust PM2.5	PM2.5 Total	Bio- CO2	NBio- CO2	Total CO2	CH4	N2O	CO2e
Category	lb/day										lb/day					
Fugitive Dust					4.0030	0.0000	4.0030	1.4696	0.0000	1.4696			0.0000			0.0000
Off-Road	4.9185	56.5443	31.2281	0.0715		2.2861	2.2861		2.1032	2.1032	0.0000	6,925.967 4	6,925.967 4	2.2400		6,981.967 3
Total	4.9185	56.5443	31.2281	0.0715	4.0030	2.2861	6.2891	1.4696	2.1032	3.5728	0.0000	6,925.967 4	6,925.967 4	2.2400		6,981.967 3

Merrill Commerce Center (Phase A Construction - Unmitigated) - San Bernardino-South Coast County, Winter

3.4 Grading - 2021**Mitigated Construction Off-Site**

	ROG	NOx	CO	SO2	Fugitive PM10	Exhaust PM10	PM10 Total	Fugitive PM2.5	Exhaust PM2.5	PM2.5 Total	Bio- CO2	NBio- CO2	Total CO2	CH4	N2O	CO2e
Category	lb/day										lb/day					
Hauling	0.0000	0.0000	0.0000	0.0000	0.0000	0.0000	0.0000	0.0000	0.0000	0.0000		0.0000	0.0000	0.0000		0.0000
Vendor	0.0000	0.0000	0.0000	0.0000	0.0000	0.0000	0.0000	0.0000	0.0000	0.0000		0.0000	0.0000	0.0000		0.0000
Worker	0.1018	0.0661	0.6791	1.9700e-003	0.2236	1.4300e-003	0.2250	0.0593	1.3200e-003	0.0606		196.2995	196.2995	5.4600e-003		196.4361
Total	0.1018	0.0661	0.6791	1.9700e-003	0.2236	1.4300e-003	0.2250	0.0593	1.3200e-003	0.0606		196.2995	196.2995	5.4600e-003		196.4361

3.5 Building Construction - 2021**Unmitigated Construction On-Site**

	ROG	NOx	CO	SO2	Fugitive PM10	Exhaust PM10	PM10 Total	Fugitive PM2.5	Exhaust PM2.5	PM2.5 Total	Bio- CO2	NBio- CO2	Total CO2	CH4	N2O	CO2e
Category	lb/day										lb/day					
Off-Road	3.1137	33.9659	18.1952	0.0430		1.4763	1.4763		1.3775	1.3775		4,114.4297	4,114.4297	1.1209		4,142.4520
Total	3.1137	33.9659	18.1952	0.0430		1.4763	1.4763		1.3775	1.3775		4,114.4297	4,114.4297	1.1209		4,142.4520

Merrill Commcerce Center (Phase A Construction - Unmitigated) - San Bernardino-South Coast County, Winter

3.5 Building Construction - 2021**Unmitigated Construction Off-Site**

	ROG	NOx	CO	SO2	Fugitive PM10	Exhaust PM10	PM10 Total	Fugitive PM2.5	Exhaust PM2.5	PM2.5 Total	Bio- CO2	NBio- CO2	Total CO2	CH4	N2O	CO2e
Category	lb/day										lb/day					
Hauling	0.0000	0.0000	0.0000	0.0000	0.0000	0.0000	0.0000	0.0000	0.0000	0.0000		0.0000	0.0000	0.0000		0.0000
Vendor	1.1254	39.1184	8.7028	0.1063	2.6259	0.0697	2.6956	0.7561	0.0666	0.8227		11,214.9403	11,214.9403	0.8173		11,235.3729
Worker	5.3570	3.4751	35.7215	0.1036	11.7589	0.0752	11.8341	3.1185	0.0693	3.1878		10,325.3555	10,325.3555	0.2874		10,332.5408
Total	6.4824	42.5935	44.4243	0.2100	14.3848	0.1449	14.5297	3.8746	0.1359	4.0105		21,540.2959	21,540.2959	1.1047		21,567.9136

Mitigated Construction On-Site

	ROG	NOx	CO	SO2	Fugitive PM10	Exhaust PM10	PM10 Total	Fugitive PM2.5	Exhaust PM2.5	PM2.5 Total	Bio- CO2	NBio- CO2	Total CO2	CH4	N2O	CO2e
Category	lb/day										lb/day					
Off-Road	3.1137	33.9659	18.1952	0.0430		1.4763	1.4763		1.3775	1.3775	0.0000	4,114.4297	4,114.4297	1.1209		4,142.4520
Total	3.1137	33.9659	18.1952	0.0430		1.4763	1.4763		1.3775	1.3775	0.0000	4,114.4297	4,114.4297	1.1209		4,142.4520

Merrill Commcerce Center (Phase A Construction - Unmitigated) - San Bernardino-South Coast County, Winter

3.5 Building Construction - 2021**Mitigated Construction Off-Site**

	ROG	NOx	CO	SO2	Fugitive PM10	Exhaust PM10	PM10 Total	Fugitive PM2.5	Exhaust PM2.5	PM2.5 Total	Bio- CO2	NBio- CO2	Total CO2	CH4	N2O	CO2e
Category	lb/day										lb/day					
Hauling	0.0000	0.0000	0.0000	0.0000	0.0000	0.0000	0.0000	0.0000	0.0000	0.0000		0.0000	0.0000	0.0000		0.0000
Vendor	1.1254	39.1184	8.7028	0.1063	2.6259	0.0697	2.6956	0.7561	0.0666	0.8227		11,214.9403	11,214.9403	0.8173		11,235.3729
Worker	5.3570	3.4751	35.7215	0.1036	11.7589	0.0752	11.8341	3.1185	0.0693	3.1878		10,325.3555	10,325.3555	0.2874		10,332.5408
Total	6.4824	42.5935	44.4243	0.2100	14.3848	0.1449	14.5297	3.8746	0.1359	4.0105		21,540.2959	21,540.2959	1.1047		21,567.9136

3.5 Building Construction - 2022**Unmitigated Construction On-Site**

	ROG	NOx	CO	SO2	Fugitive PM10	Exhaust PM10	PM10 Total	Fugitive PM2.5	Exhaust PM2.5	PM2.5 Total	Bio- CO2	NBio- CO2	Total CO2	CH4	N2O	CO2e
Category	lb/day										lb/day					
Off-Road	2.7963	29.7637	17.6698	0.0430		1.2743	1.2743		1.1892	1.1892		4,110.5322	4,110.5322	1.1153		4,138.4135
Total	2.7963	29.7637	17.6698	0.0430		1.2743	1.2743		1.1892	1.1892		4,110.5322	4,110.5322	1.1153		4,138.4135

Merrill Commcerce Center (Phase A Construction - Unmitigated) - San Bernardino-South Coast County, Winter

3.5 Building Construction - 2022**Unmitigated Construction Off-Site**

	ROG	NOx	CO	SO2	Fugitive PM10	Exhaust PM10	PM10 Total	Fugitive PM2.5	Exhaust PM2.5	PM2.5 Total	Bio- CO2	NBio- CO2	Total CO2	CH4	N2O	CO2e
Category	lb/day										lb/day					
Hauling	0.0000	0.0000	0.0000	0.0000	0.0000	0.0000	0.0000	0.0000	0.0000	0.0000		0.0000	0.0000	0.0000		0.0000
Vendor	1.0498	37.0585	8.0792	0.1054	2.6259	0.0586	2.6845	0.7561	0.0561	0.8121		11,121.5063	11,121.5063	0.7902		11,141.2618
Worker	5.0155	3.1231	32.7613	0.0999	11.7589	0.0730	11.8319	3.1185	0.0672	3.1857		9,953.4558	9,953.4558	0.2580		9,959.9046
Total	6.0652	40.1816	40.8405	0.2053	14.3848	0.1316	14.5164	3.8746	0.1233	3.9979		21,074.9621	21,074.9621	1.0482		21,101.1664

Mitigated Construction On-Site

	ROG	NOx	CO	SO2	Fugitive PM10	Exhaust PM10	PM10 Total	Fugitive PM2.5	Exhaust PM2.5	PM2.5 Total	Bio- CO2	NBio- CO2	Total CO2	CH4	N2O	CO2e
Category	lb/day										lb/day					
Off-Road	2.7963	29.7637	17.6698	0.0430		1.2743	1.2743		1.1892	1.1892	0.0000	4,110.5322	4,110.5322	1.1153		4,138.4135
Total	2.7963	29.7637	17.6698	0.0430		1.2743	1.2743		1.1892	1.1892	0.0000	4,110.5322	4,110.5322	1.1153		4,138.4135

Merrill Commcerce Center (Phase A Construction - Unmitigated) - San Bernardino-South Coast County, Winter

3.5 Building Construction - 2022**Mitigated Construction Off-Site**

	ROG	NOx	CO	SO2	Fugitive PM10	Exhaust PM10	PM10 Total	Fugitive PM2.5	Exhaust PM2.5	PM2.5 Total	Bio- CO2	NBio- CO2	Total CO2	CH4	N2O	CO2e
Category	lb/day										lb/day					
Hauling	0.0000	0.0000	0.0000	0.0000	0.0000	0.0000	0.0000	0.0000	0.0000	0.0000		0.0000	0.0000	0.0000		0.0000
Vendor	1.0498	37.0585	8.0792	0.1054	2.6259	0.0586	2.6845	0.7561	0.0561	0.8121		11,121.50 63	11,121.50 63	0.7902		11,141.26 18
Worker	5.0155	3.1231	32.7613	0.0999	11.7589	0.0730	11.8319	3.1185	0.0672	3.1857		9,953.455 8	9,953.455 8	0.2580		9,959.904 6
Total	6.0652	40.1816	40.8405	0.2053	14.3848	0.1316	14.5164	3.8746	0.1233	3.9979		21,074.96 21	21,074.96 21	1.0482		21,101.16 64

3.6 Paving - 2022**Unmitigated Construction On-Site**

	ROG	NOx	CO	SO2	Fugitive PM10	Exhaust PM10	PM10 Total	Fugitive PM2.5	Exhaust PM2.5	PM2.5 Total	Bio- CO2	NBio- CO2	Total CO2	CH4	N2O	CO2e
Category	lb/day										lb/day					
Off-Road	1.1028	11.1249	14.5805	0.0228		0.5679	0.5679		0.5225	0.5225		2,207.660 3	2,207.660 3	0.7140		2,225.510 4
Paving	0.1770					0.0000	0.0000		0.0000	0.0000			0.0000			0.0000
Total	1.2798	11.1249	14.5805	0.0228		0.5679	0.5679		0.5225	0.5225		2,207.660 3	2,207.660 3	0.7140		2,225.510 4

Merrill Commerce Center (Phase A Construction - Unmitigated) - San Bernardino-South Coast County, Winter

3.6 Paving - 2022**Unmitigated Construction Off-Site**

	ROG	NOx	CO	SO2	Fugitive PM10	Exhaust PM10	PM10 Total	Fugitive PM2.5	Exhaust PM2.5	PM2.5 Total	Bio- CO2	NBio- CO2	Total CO2	CH4	N2O	CO2e
Category	lb/day										lb/day					
Hauling	0.0000	0.0000	0.0000	0.0000	0.0000	0.0000	0.0000	0.0000	0.0000	0.0000		0.0000	0.0000	0.0000		0.0000
Vendor	0.0000	0.0000	0.0000	0.0000	0.0000	0.0000	0.0000	0.0000	0.0000	0.0000		0.0000	0.0000	0.0000		0.0000
Worker	0.0715	0.0445	0.4671	1.4200e-003	0.1677	1.0400e-003	0.1687	0.0445	9.6000e-004	0.0454		141.9219	141.9219	3.6800e-003		142.0139
Total	0.0715	0.0445	0.4671	1.4200e-003	0.1677	1.0400e-003	0.1687	0.0445	9.6000e-004	0.0454		141.9219	141.9219	3.6800e-003		142.0139

Mitigated Construction On-Site

	ROG	NOx	CO	SO2	Fugitive PM10	Exhaust PM10	PM10 Total	Fugitive PM2.5	Exhaust PM2.5	PM2.5 Total	Bio- CO2	NBio- CO2	Total CO2	CH4	N2O	CO2e
Category	lb/day										lb/day					
Off-Road	1.1028	11.1249	14.5805	0.0228		0.5679	0.5679		0.5225	0.5225	0.0000	2,207.6603	2,207.6603	0.7140		2,225.5104
Paving	0.1770					0.0000	0.0000		0.0000	0.0000			0.0000			0.0000
Total	1.2798	11.1249	14.5805	0.0228		0.5679	0.5679		0.5225	0.5225	0.0000	2,207.6603	2,207.6603	0.7140		2,225.5104

Merrill Commerce Center (Phase A Construction - Unmitigated) - San Bernardino-South Coast County, Winter

3.6 Paving - 2022**Mitigated Construction Off-Site**

	ROG	NOx	CO	SO2	Fugitive PM10	Exhaust PM10	PM10 Total	Fugitive PM2.5	Exhaust PM2.5	PM2.5 Total	Bio- CO2	NBio- CO2	Total CO2	CH4	N2O	CO2e
Category	lb/day										lb/day					
Hauling	0.0000	0.0000	0.0000	0.0000	0.0000	0.0000	0.0000	0.0000	0.0000	0.0000		0.0000	0.0000	0.0000		0.0000
Vendor	0.0000	0.0000	0.0000	0.0000	0.0000	0.0000	0.0000	0.0000	0.0000	0.0000		0.0000	0.0000	0.0000		0.0000
Worker	0.0715	0.0445	0.4671	1.4200e-003	0.1677	1.0400e-003	0.1687	0.0445	9.6000e-004	0.0454		141.9219	141.9219	3.6800e-003		142.0139
Total	0.0715	0.0445	0.4671	1.4200e-003	0.1677	1.0400e-003	0.1687	0.0445	9.6000e-004	0.0454		141.9219	141.9219	3.6800e-003		142.0139

3.7 Architectural Coating - 2022**Unmitigated Construction On-Site**

	ROG	NOx	CO	SO2	Fugitive PM10	Exhaust PM10	PM10 Total	Fugitive PM2.5	Exhaust PM2.5	PM2.5 Total	Bio- CO2	NBio- CO2	Total CO2	CH4	N2O	CO2e
Category	lb/day										lb/day					
Archit. Coating	92.2664					0.0000	0.0000		0.0000	0.0000			0.0000			0.0000
Off-Road	0.2727	1.8780	2.4181	3.9600e-003		0.1090	0.1090		0.1090	0.1090		375.2641	375.2641	0.0244		375.8749
Total	92.5391	1.8780	2.4181	3.9600e-003		0.1090	0.1090		0.1090	0.1090		375.2641	375.2641	0.0244		375.8749

Merrill Commerce Center (Phase A Construction - Unmitigated) - San Bernardino-South Coast County, Winter

3.7 Architectural Coating - 2022**Unmitigated Construction Off-Site**

	ROG	NOx	CO	SO2	Fugitive PM10	Exhaust PM10	PM10 Total	Fugitive PM2.5	Exhaust PM2.5	PM2.5 Total	Bio- CO2	NBio- CO2	Total CO2	CH4	N2O	CO2e
Category	lb/day										lb/day					
Hauling	0.0000	0.0000	0.0000	0.0000	0.0000	0.0000	0.0000	0.0000	0.0000	0.0000		0.0000	0.0000	0.0000		0.0000
Vendor	0.0000	0.0000	0.0000	0.0000	0.0000	0.0000	0.0000	0.0000	0.0000	0.0000		0.0000	0.0000	0.0000		0.0000
Worker	1.0012	0.6234	6.5398	0.0199	2.3473	0.0146	2.3619	0.6225	0.0134	0.6359		1,986.9066	1,986.9066	0.0515		1,988.1939
Total	1.0012	0.6234	6.5398	0.0199	2.3473	0.0146	2.3619	0.6225	0.0134	0.6359		1,986.9066	1,986.9066	0.0515		1,988.1939

Mitigated Construction On-Site

	ROG	NOx	CO	SO2	Fugitive PM10	Exhaust PM10	PM10 Total	Fugitive PM2.5	Exhaust PM2.5	PM2.5 Total	Bio- CO2	NBio- CO2	Total CO2	CH4	N2O	CO2e
Category	lb/day										lb/day					
Archit. Coating	92.2664					0.0000	0.0000		0.0000	0.0000			0.0000			0.0000
Off-Road	0.2727	1.8780	2.4181	3.9600e-003		0.1090	0.1090		0.1090	0.1090	0.0000	375.2641	375.2641	0.0244		375.8749
Total	92.5391	1.8780	2.4181	3.9600e-003		0.1090	0.1090		0.1090	0.1090	0.0000	375.2641	375.2641	0.0244		375.8749

Merrill Commcerce Center (Phase A Construction - Unmitigated) - San Bernardino-South Coast County, Winter

3.7 Architectural Coating - 2022**Mitigated Construction Off-Site**

	ROG	NOx	CO	SO2	Fugitive PM10	Exhaust PM10	PM10 Total	Fugitive PM2.5	Exhaust PM2.5	PM2.5 Total	Bio- CO2	NBio- CO2	Total CO2	CH4	N2O	CO2e
Category	lb/day										lb/day					
Hauling	0.0000	0.0000	0.0000	0.0000	0.0000	0.0000	0.0000	0.0000	0.0000	0.0000		0.0000	0.0000	0.0000		0.0000
Vendor	0.0000	0.0000	0.0000	0.0000	0.0000	0.0000	0.0000	0.0000	0.0000	0.0000		0.0000	0.0000	0.0000		0.0000
Worker	1.0012	0.6234	6.5398	0.0199	2.3473	0.0146	2.3619	0.6225	0.0134	0.6359		1,986.906 6	1,986.906 6	0.0515		1,988.193 9
Total	1.0012	0.6234	6.5398	0.0199	2.3473	0.0146	2.3619	0.6225	0.0134	0.6359		1,986.906 6	1,986.906 6	0.0515		1,988.193 9

4.0 Operational Detail - Mobile**4.1 Mitigation Measures Mobile**

Merrill Commerce Center (Phase A Construction - Unmitigated) - San Bernardino-South Coast County, Winter

	ROG	NOx	CO	SO2	Fugitive PM10	Exhaust PM10	PM10 Total	Fugitive PM2.5	Exhaust PM2.5	PM2.5 Total	Bio- CO2	NBio- CO2	Total CO2	CH4	N2O	CO2e
Category	lb/day										lb/day					
Mitigated	0.0000	0.0000	0.0000	0.0000	0.0000	0.0000	0.0000	0.0000	0.0000	0.0000		0.0000	0.0000	0.0000		0.0000
Unmitigated	0.0000	0.0000	0.0000	0.0000	0.0000	0.0000	0.0000	0.0000	0.0000	0.0000		0.0000	0.0000	0.0000		0.0000

4.2 Trip Summary Information

Land Use	Average Daily Trip Rate			Unmitigated	Mitigated
	Weekday	Saturday	Sunday	Annual VMT	Annual VMT
Other Asphalt Surfaces	0.00	0.00	0.00		
Warehouse-No Rail	0.00	0.00	0.00		
Total	0.00	0.00	0.00		

4.3 Trip Type Information

Land Use	Miles			Trip %			Trip Purpose %		
	H-W or C-W	H-S or C-C	H-O or C-NW	H-W or C-W	H-S or C-C	H-O or C-NW	Primary	Diverted	Pass-by
Other Asphalt Surfaces	0.00	0.00	0.00	0.00	0.00	0.00	0	0	0
Warehouse-No Rail	0.00	0.00	0.00	0.00	0.00	0.00	0	0	0

4.4 Fleet Mix

Land Use	LDA	LDT1	LDT2	MDV	LHD1	LHD2	MHD	HHD	OBUS	UBUS	MCY	SBUS	MH
Other Asphalt Surfaces	0.553113	0.036408	0.180286	0.116335	0.016165	0.005101	0.018218	0.063797	0.001357	0.001565	0.005903	0.000808	0.000944
Warehouse-No Rail	0.553113	0.036408	0.180286	0.116335	0.016165	0.005101	0.018218	0.063797	0.001357	0.001565	0.005903	0.000808	0.000944

Merrill Commerce Center (Phase A Construction - Unmitigated) - San Bernardino-South Coast County, Winter

5.0 Energy Detail

Historical Energy Use: N

5.1 Mitigation Measures Energy

	ROG	NOx	CO	SO2	Fugitive PM10	Exhaust PM10	PM10 Total	Fugitive PM2.5	Exhaust PM2.5	PM2.5 Total	Bio- CO2	NBio- CO2	Total CO2	CH4	N2O	CO2e
Category	lb/day										lb/day					
NaturalGas Mitigated	0.0000	0.0000	0.0000	0.0000		0.0000	0.0000		0.0000	0.0000		0.0000	0.0000	0.0000	0.0000	0.0000
NaturalGas Unmitigated	0.0000	0.0000	0.0000	0.0000		0.0000	0.0000		0.0000	0.0000		0.0000	0.0000	0.0000	0.0000	0.0000

Merrill Commerce Center (Phase A Construction - Unmitigated) - San Bernardino-South Coast County, Winter

5.2 Energy by Land Use - NaturalGas**Unmitigated**

	NaturalGas Use	ROG	NOx	CO	SO2	Fugitive PM10	Exhaust PM10	PM10 Total	Fugitive PM2.5	Exhaust PM2.5	PM2.5 Total	Bio- CO2	NBio- CO2	Total CO2	CH4	N2O	CO2e
Land Use	kBTU/yr	lb/day										lb/day					
Other Asphalt Surfaces	0	0.0000	0.0000	0.0000	0.0000		0.0000	0.0000		0.0000	0.0000		0.0000	0.0000	0.0000	0.0000	0.0000
Warehouse-No Rail	0	0.0000	0.0000	0.0000	0.0000		0.0000	0.0000		0.0000	0.0000		0.0000	0.0000	0.0000	0.0000	0.0000
Total		0.0000	0.0000	0.0000	0.0000		0.0000	0.0000		0.0000	0.0000		0.0000	0.0000	0.0000	0.0000	0.0000

Mitigated

	NaturalGas Use	ROG	NOx	CO	SO2	Fugitive PM10	Exhaust PM10	PM10 Total	Fugitive PM2.5	Exhaust PM2.5	PM2.5 Total	Bio- CO2	NBio- CO2	Total CO2	CH4	N2O	CO2e
Land Use	kBTU/yr	lb/day										lb/day					
Other Asphalt Surfaces	0	0.0000	0.0000	0.0000	0.0000		0.0000	0.0000		0.0000	0.0000		0.0000	0.0000	0.0000	0.0000	0.0000
Warehouse-No Rail	0	0.0000	0.0000	0.0000	0.0000		0.0000	0.0000		0.0000	0.0000		0.0000	0.0000	0.0000	0.0000	0.0000
Total		0.0000	0.0000	0.0000	0.0000		0.0000	0.0000		0.0000	0.0000		0.0000	0.0000	0.0000	0.0000	0.0000

6.0 Area Detail**6.1 Mitigation Measures Area**

Merrill Commcerce Center (Phase A Construction - Unmitigated) - San Bernardino-South Coast County, Winter

	ROG	NOx	CO	SO2	Fugitive PM10	Exhaust PM10	PM10 Total	Fugitive PM2.5	Exhaust PM2.5	PM2.5 Total	Bio- CO2	NBio- CO2	Total CO2	CH4	N2O	CO2e
Category	lb/day										lb/day					
Mitigated	48.8607	2.0400e-003	0.2237	2.0000e-005		8.0000e-004	8.0000e-004		8.0000e-004	8.0000e-004		0.4787	0.4787	1.2600e-003		0.5103
Unmitigated	48.8607	2.0400e-003	0.2237	2.0000e-005		8.0000e-004	8.0000e-004		8.0000e-004	8.0000e-004		0.4787	0.4787	1.2600e-003		0.5103

6.2 Area by SubCategory

Unmitigated

	ROG	NOx	CO	SO2	Fugitive PM10	Exhaust PM10	PM10 Total	Fugitive PM2.5	Exhaust PM2.5	PM2.5 Total	Bio- CO2	NBio- CO2	Total CO2	CH4	N2O	CO2e
SubCategory	lb/day										lb/day					
Architectural Coating	5.5613					0.0000	0.0000		0.0000	0.0000			0.0000			0.0000
Consumer Products	43.2786					0.0000	0.0000		0.0000	0.0000			0.0000			0.0000
Landscaping	0.0208	2.0400e-003	0.2237	2.0000e-005		8.0000e-004	8.0000e-004		8.0000e-004	8.0000e-004		0.4787	0.4787	1.2600e-003		0.5103
Total	48.8607	2.0400e-003	0.2237	2.0000e-005		8.0000e-004	8.0000e-004		8.0000e-004	8.0000e-004		0.4787	0.4787	1.2600e-003		0.5103

Merrill Commcerce Center (Phase A Construction - Unmitigated) - San Bernardino-South Coast County, Winter

6.2 Area by SubCategory**Mitigated**

	ROG	NOx	CO	SO2	Fugitive PM10	Exhaust PM10	PM10 Total	Fugitive PM2.5	Exhaust PM2.5	PM2.5 Total	Bio- CO2	NBio- CO2	Total CO2	CH4	N2O	CO2e
SubCategory	lb/day										lb/day					
Architectural Coating	5.5613					0.0000	0.0000		0.0000	0.0000			0.0000			0.0000
Consumer Products	43.2786					0.0000	0.0000		0.0000	0.0000			0.0000			0.0000
Landscaping	0.0208	2.0400e-003	0.2237	2.0000e-005		8.0000e-004	8.0000e-004		8.0000e-004	8.0000e-004		0.4787	0.4787	1.2600e-003		0.5103
Total	48.8607	2.0400e-003	0.2237	2.0000e-005		8.0000e-004	8.0000e-004		8.0000e-004	8.0000e-004		0.4787	0.4787	1.2600e-003		0.5103

7.0 Water Detail**7.1 Mitigation Measures Water****8.0 Waste Detail****8.1 Mitigation Measures Waste****9.0 Operational Offroad**

Equipment Type	Number	Hours/Day	Days/Year	Horse Power	Load Factor	Fuel Type
----------------	--------	-----------	-----------	-------------	-------------	-----------

10.0 Stationary Equipment**Fire Pumps and Emergency Generators**

Merrill Commcerce Center (Phase A Construction - Unmitigated) - San Bernardino-South Coast County, Winter

Equipment Type	Number	Hours/Day	Hours/Year	Horse Power	Load Factor	Fuel Type
----------------	--------	-----------	------------	-------------	-------------	-----------

Boilers

Equipment Type	Number	Heat Input/Day	Heat Input/Year	Boiler Rating	Fuel Type
----------------	--------	----------------	-----------------	---------------	-----------

User Defined Equipment

Equipment Type	Number
----------------	--------

11.0 Vegetation

This page intentionally left blank

APPENDIX 3.2:

CALEEMOD PHASE B CONSTRUCTION (UNMITIGATED) EMISSIONS MODEL OUTPUTS

Merrill Commerce Center (Phase B Construction - Unmitigated) - San Bernardino-South Coast County, Annual

Merrill Commerce Center (Phase B Construction - Unmitigated)
San Bernardino-South Coast County, Annual

1.0 Project Characteristics

1.1 Land Usage

Land Uses	Size	Metric	Lot Acreage	Floor Surface Area	Population
Warehouse-No Rail	4,834.00	1000sqft	201.80	4,834,000.00	0
Other Asphalt Surfaces	16.47	Acre	16.47	717,433.20	0

1.2 Other Project Characteristics

Urbanization	Urban	Wind Speed (m/s)	2.2	Precipitation Freq (Days)	32
Climate Zone	10			Operational Year	2025
Utility Company	Southern California Edison				
CO2 Intensity (lb/MWhr)	702.44	CH4 Intensity (lb/MWhr)	0.029	N2O Intensity (lb/MWhr)	0.006

1.3 User Entered Comments & Non-Default Data

Merrill Commerce Center (Phase B Construction - Unmitigated) - San Bernardino-South Coast County, Annual

Project Characteristics -

Land Use - PA1=58.9 acres; PA2 = 62.1 acres; PA3=30.7 acres; PA6=50.1 acres; ROWD = 16.47 acres (total ROWD is 28.4 acres, the ROWD was split proportionally b/wn each Phase)

Construction Phase - Construction Schedule adjusted to meet the 2025 OY.

Off-road Equipment - Hours are based on an 8-hour workday.

Off-road Equipment - Crawler Tractors used in lieu of Tractors/Loaders/Backhoes.

Off-road Equipment - Crawler Tractors used in lieu of Tractors/Loaders/Backhoes.

Off-road Equipment -

Off-road Equipment - Crawler Tractors used in lieu of Tractors/Loaders/Backhoes.

Demolition -

Grading - For purposes of analysis, total acres graded per day is based on the equipment specific grading rates (CalEEMod Appendix A) and the equipment list.

Architectural Coating - Rule 1113

Vehicle Trips - Construction Run Only.

Energy Use - Construction Run Only.

Water And Wastewater - Construction Run Only.

Solid Waste - Construction Run Only.

Construction Off-road Equipment Mitigation - Rule 403

Vehicle Emission Factors - EMFAC2017

Vehicle Emission Factors - EMFAC2017

Vehicle Emission Factors - EMFAC2017

Table Name	Column Name	Default Value	New Value
tblArchitecturalCoating	EF_Nonresidential_Exterior	100.00	50.00
tblArchitecturalCoating	EF_Nonresidential_Interior	100.00	50.00
tblArchitecturalCoating	EF_Parking	100.00	50.00
tblConstructionPhase	NumDays	300.00	80.00
tblConstructionPhase	NumDays	180.00	80.00
tblConstructionPhase	NumDays	465.00	140.00

Merrill Commerce Center (Phase B Construction - Unmitigated) - San Bernardino-South Coast County, Annual

tblConstructionPhase	NumDays	4,650.00	485.00
tblEnergyUse	LightingElect	1.17	0.00
tblEnergyUse	NT24E	0.82	0.00
tblEnergyUse	NT24NG	0.03	0.00
tblEnergyUse	T24E	0.37	0.00
tblEnergyUse	T24NG	2.00	0.00
tblGrading	AcresOfGrading	490.00	560.00
tblGrading	AcresOfGrading	160.00	280.00
tblLandUse	LotAcreage	110.97	201.80
tblOffRoadEquipment	OffRoadEquipmentUnitAmount	4.00	0.00
tblOffRoadEquipment	OffRoadEquipmentUnitAmount	2.00	0.00
tblOffRoadEquipment	OffRoadEquipmentUnitAmount	3.00	0.00
tblOffRoadEquipment	UsageHours	6.00	8.00
tblOffRoadEquipment	UsageHours	7.00	8.00
tblOffRoadEquipment	UsageHours	7.00	8.00
tblSolidWaste	SolidWasteGenerationRate	4,543.96	0.00
tblVehicleEF	HHD	0.92	0.03
tblVehicleEF	HHD	0.04	0.05
tblVehicleEF	HHD	0.07	0.00
tblVehicleEF	HHD	2.19	8.64
tblVehicleEF	HHD	0.53	0.33
tblVehicleEF	HHD	1.62	2.1350e-003
tblVehicleEF	HHD	6,474.46	1,377.00
tblVehicleEF	HHD	1,422.33	1,260.88
tblVehicleEF	HHD	5.17	0.02
tblVehicleEF	HHD	18.43	7.06
tblVehicleEF	HHD	1.24	2.14

Merrill Commerce Center (Phase B Construction - Unmitigated) - San Bernardino-South Coast County, Annual

tblVehicleEF	HHD	4.8440e-003	2.9130e-003
tblVehicleEF	HHD	0.06	0.06
tblVehicleEF	HHD	0.04	0.04
tblVehicleEF	HHD	5.2540e-003	0.03
tblVehicleEF	HHD	4.6000e-005	0.00
tblVehicleEF	HHD	4.6350e-003	2.7870e-003
tblVehicleEF	HHD	0.03	0.03
tblVehicleEF	HHD	8.8780e-003	8.9140e-003
tblVehicleEF	HHD	5.0260e-003	0.02
tblVehicleEF	HHD	4.2000e-005	0.00
tblVehicleEF	HHD	6.8000e-005	2.0000e-006
tblVehicleEF	HHD	2.5340e-003	5.6000e-005
tblVehicleEF	HHD	0.58	0.58
tblVehicleEF	HHD	4.2000e-005	1.0000e-006
tblVehicleEF	HHD	0.06	0.02
tblVehicleEF	HHD	1.6400e-004	2.7900e-004
tblVehicleEF	HHD	0.04	1.0000e-006
tblVehicleEF	HHD	0.06	0.01
tblVehicleEF	HHD	0.01	0.01
tblVehicleEF	HHD	7.8000e-005	0.00
tblVehicleEF	HHD	6.8000e-005	2.0000e-006
tblVehicleEF	HHD	2.5340e-003	5.6000e-005
tblVehicleEF	HHD	0.67	0.67
tblVehicleEF	HHD	4.2000e-005	1.0000e-006
tblVehicleEF	HHD	0.10	0.08
tblVehicleEF	HHD	1.6400e-004	2.7900e-004
tblVehicleEF	HHD	0.04	1.0000e-006

Merrill Commerce Center (Phase B Construction - Unmitigated) - San Bernardino-South Coast County, Annual

tblVehicleEF	HHD	0.87	0.03
tblVehicleEF	HHD	0.04	0.05
tblVehicleEF	HHD	0.07	0.00
tblVehicleEF	HHD	1.59	8.52
tblVehicleEF	HHD	0.53	0.33
tblVehicleEF	HHD	1.51	2.0010e-003
tblVehicleEF	HHD	6,859.11	1,359.81
tblVehicleEF	HHD	1,422.33	1,260.88
tblVehicleEF	HHD	5.17	0.02
tblVehicleEF	HHD	19.03	6.72
tblVehicleEF	HHD	1.17	2.02
tblVehicleEF	HHD	4.0840e-003	2.5690e-003
tblVehicleEF	HHD	0.06	0.06
tblVehicleEF	HHD	0.04	0.04
tblVehicleEF	HHD	5.2540e-003	0.03
tblVehicleEF	HHD	4.6000e-005	0.00
tblVehicleEF	HHD	3.9070e-003	2.4580e-003
tblVehicleEF	HHD	0.03	0.03
tblVehicleEF	HHD	8.8780e-003	8.9140e-003
tblVehicleEF	HHD	5.0260e-003	0.02
tblVehicleEF	HHD	4.2000e-005	0.00
tblVehicleEF	HHD	1.3100e-004	4.0000e-006
tblVehicleEF	HHD	2.8230e-003	6.5000e-005
tblVehicleEF	HHD	0.55	0.62
tblVehicleEF	HHD	9.1000e-005	3.0000e-006
tblVehicleEF	HHD	0.06	0.02
tblVehicleEF	HHD	1.6500e-004	2.8700e-004

Merrill Commerce Center (Phase B Construction - Unmitigated) - San Bernardino-South Coast County, Annual

tblVehicleEF	HHD	0.04	1.0000e-006
tblVehicleEF	HHD	0.06	0.01
tblVehicleEF	HHD	0.01	0.01
tblVehicleEF	HHD	7.7000e-005	0.00
tblVehicleEF	HHD	1.3100e-004	4.0000e-006
tblVehicleEF	HHD	2.8230e-003	6.5000e-005
tblVehicleEF	HHD	0.63	0.71
tblVehicleEF	HHD	9.1000e-005	3.0000e-006
tblVehicleEF	HHD	0.10	0.08
tblVehicleEF	HHD	1.6500e-004	2.8700e-004
tblVehicleEF	HHD	0.04	1.0000e-006
tblVehicleEF	HHD	1.00	0.02
tblVehicleEF	HHD	0.04	9.2200e-004
tblVehicleEF	HHD	0.07	0.00
tblVehicleEF	HHD	3.02	8.73
tblVehicleEF	HHD	0.53	0.18
tblVehicleEF	HHD	1.59	2.1050e-003
tblVehicleEF	HHD	5,943.27	1,387.51
tblVehicleEF	HHD	1,422.33	1,223.41
tblVehicleEF	HHD	5.17	0.02
tblVehicleEF	HHD	17.62	7.45
tblVehicleEF	HHD	1.22	2.08
tblVehicleEF	HHD	5.8940e-003	3.2570e-003
tblVehicleEF	HHD	0.06	0.06
tblVehicleEF	HHD	0.04	0.04
tblVehicleEF	HHD	5.2540e-003	0.03
tblVehicleEF	HHD	4.6000e-005	0.00

Merrill Commerce Center (Phase B Construction - Unmitigated) - San Bernardino-South Coast County, Annual

tblVehicleEF	HHD	5.6390e-003	3.1170e-003
tblVehicleEF	HHD	0.03	0.03
tblVehicleEF	HHD	8.8780e-003	8.8150e-003
tblVehicleEF	HHD	5.0260e-003	0.02
tblVehicleEF	HHD	4.2000e-005	0.00
tblVehicleEF	HHD	6.5000e-005	2.0000e-006
tblVehicleEF	HHD	2.7100e-003	6.5000e-005
tblVehicleEF	HHD	0.63	0.53
tblVehicleEF	HHD	4.1000e-005	1.0000e-006
tblVehicleEF	HHD	0.06	0.02
tblVehicleEF	HHD	1.7700e-004	2.9300e-004
tblVehicleEF	HHD	0.04	1.0000e-006
tblVehicleEF	HHD	0.06	0.01
tblVehicleEF	HHD	0.01	0.01
tblVehicleEF	HHD	7.8000e-005	0.00
tblVehicleEF	HHD	6.5000e-005	2.0000e-006
tblVehicleEF	HHD	2.7100e-003	6.5000e-005
tblVehicleEF	HHD	0.72	0.61
tblVehicleEF	HHD	4.1000e-005	1.0000e-006
tblVehicleEF	HHD	0.10	0.02
tblVehicleEF	HHD	1.7700e-004	2.9300e-004
tblVehicleEF	HHD	0.04	1.0000e-006
tblVehicleEF	LDA	3.1880e-003	1.7080e-003
tblVehicleEF	LDA	3.8220e-003	0.04
tblVehicleEF	LDA	0.47	0.53
tblVehicleEF	LDA	0.91	1.93
tblVehicleEF	LDA	222.19	238.15

Merrill Commerce Center (Phase B Construction - Unmitigated) - San Bernardino-South Coast County, Annual

tblVehicleEF	LDA	50.72	48.93
tblVehicleEF	LDA	0.04	0.03
tblVehicleEF	LDA	1.6130e-003	1.2760e-003
tblVehicleEF	LDA	2.2290e-003	1.6410e-003
tblVehicleEF	LDA	1.4850e-003	1.1750e-003
tblVehicleEF	LDA	2.0500e-003	1.5090e-003
tblVehicleEF	LDA	0.04	0.05
tblVehicleEF	LDA	0.08	0.09
tblVehicleEF	LDA	0.03	0.04
tblVehicleEF	LDA	7.9920e-003	6.1620e-003
tblVehicleEF	LDA	0.03	0.19
tblVehicleEF	LDA	0.05	0.17
tblVehicleEF	LDA	2.2240e-003	2.3560e-003
tblVehicleEF	LDA	5.2200e-004	4.8400e-004
tblVehicleEF	LDA	0.04	0.05
tblVehicleEF	LDA	0.08	0.09
tblVehicleEF	LDA	0.03	0.04
tblVehicleEF	LDA	0.01	8.9600e-003
tblVehicleEF	LDA	0.03	0.19
tblVehicleEF	LDA	0.06	0.19
tblVehicleEF	LDA	3.6270e-003	1.9600e-003
tblVehicleEF	LDA	3.1890e-003	0.03
tblVehicleEF	LDA	0.58	0.65
tblVehicleEF	LDA	0.75	1.61
tblVehicleEF	LDA	243.03	259.99
tblVehicleEF	LDA	50.72	48.33
tblVehicleEF	LDA	0.04	0.03

Merrill Commerce Center (Phase B Construction - Unmitigated) - San Bernardino-South Coast County, Annual

tblVehicleEF	LDA	1.6130e-003	1.2760e-003
tblVehicleEF	LDA	2.2290e-003	1.6410e-003
tblVehicleEF	LDA	1.4850e-003	1.1750e-003
tblVehicleEF	LDA	2.0500e-003	1.5090e-003
tblVehicleEF	LDA	0.07	0.10
tblVehicleEF	LDA	0.10	0.10
tblVehicleEF	LDA	0.06	0.08
tblVehicleEF	LDA	9.0770e-003	6.9860e-003
tblVehicleEF	LDA	0.03	0.19
tblVehicleEF	LDA	0.04	0.15
tblVehicleEF	LDA	2.4340e-003	2.5720e-003
tblVehicleEF	LDA	5.1900e-004	4.7800e-004
tblVehicleEF	LDA	0.07	0.10
tblVehicleEF	LDA	0.10	0.10
tblVehicleEF	LDA	0.06	0.08
tblVehicleEF	LDA	0.01	0.01
tblVehicleEF	LDA	0.03	0.19
tblVehicleEF	LDA	0.05	0.16
tblVehicleEF	LDA	3.1050e-003	1.6660e-003
tblVehicleEF	LDA	3.8020e-003	0.04
tblVehicleEF	LDA	0.45	0.50
tblVehicleEF	LDA	0.89	1.90
tblVehicleEF	LDA	217.26	233.04
tblVehicleEF	LDA	50.72	48.87
tblVehicleEF	LDA	0.04	0.03
tblVehicleEF	LDA	1.6130e-003	1.2760e-003
tblVehicleEF	LDA	2.2290e-003	1.6410e-003

Merrill Commerce Center (Phase B Construction - Unmitigated) - San Bernardino-South Coast County, Annual

tblVehicleEF	LDA	1.4850e-003	1.1750e-003
tblVehicleEF	LDA	2.0500e-003	1.5090e-003
tblVehicleEF	LDA	0.04	0.05
tblVehicleEF	LDA	0.09	0.09
tblVehicleEF	LDA	0.03	0.04
tblVehicleEF	LDA	7.7850e-003	6.0060e-003
tblVehicleEF	LDA	0.04	0.22
tblVehicleEF	LDA	0.05	0.17
tblVehicleEF	LDA	2.1750e-003	2.3050e-003
tblVehicleEF	LDA	5.2200e-004	4.8400e-004
tblVehicleEF	LDA	0.04	0.05
tblVehicleEF	LDA	0.09	0.09
tblVehicleEF	LDA	0.03	0.04
tblVehicleEF	LDA	0.01	8.7330e-003
tblVehicleEF	LDA	0.04	0.22
tblVehicleEF	LDA	0.06	0.19
tblVehicleEF	LDT1	9.7080e-003	4.5970e-003
tblVehicleEF	LDT1	0.01	0.06
tblVehicleEF	LDT1	1.15	1.02
tblVehicleEF	LDT1	2.64	2.15
tblVehicleEF	LDT1	283.82	283.77
tblVehicleEF	LDT1	64.79	59.69
tblVehicleEF	LDT1	0.12	0.08
tblVehicleEF	LDT1	2.3710e-003	1.7400e-003
tblVehicleEF	LDT1	3.2130e-003	2.2850e-003
tblVehicleEF	LDT1	2.1820e-003	1.6000e-003
tblVehicleEF	LDT1	2.9550e-003	2.1010e-003

Merrill Commerce Center (Phase B Construction - Unmitigated) - San Bernardino-South Coast County, Annual

tblVehicleEF	LDT1	0.15	0.15
tblVehicleEF	LDT1	0.27	0.21
tblVehicleEF	LDT1	0.10	0.11
tblVehicleEF	LDT1	0.02	0.02
tblVehicleEF	LDT1	0.17	0.69
tblVehicleEF	LDT1	0.18	0.31
tblVehicleEF	LDT1	2.8520e-003	2.8080e-003
tblVehicleEF	LDT1	6.9400e-004	5.9100e-004
tblVehicleEF	LDT1	0.15	0.15
tblVehicleEF	LDT1	0.27	0.21
tblVehicleEF	LDT1	0.10	0.11
tblVehicleEF	LDT1	0.04	0.03
tblVehicleEF	LDT1	0.17	0.69
tblVehicleEF	LDT1	0.20	0.34
tblVehicleEF	LDT1	0.01	5.2210e-003
tblVehicleEF	LDT1	0.01	0.05
tblVehicleEF	LDT1	1.38	1.24
tblVehicleEF	LDT1	2.17	1.79
tblVehicleEF	LDT1	309.34	306.50
tblVehicleEF	LDT1	64.79	58.95
tblVehicleEF	LDT1	0.10	0.07
tblVehicleEF	LDT1	2.3710e-003	1.7400e-003
tblVehicleEF	LDT1	3.2130e-003	2.2850e-003
tblVehicleEF	LDT1	2.1820e-003	1.6000e-003
tblVehicleEF	LDT1	2.9550e-003	2.1010e-003
tblVehicleEF	LDT1	0.31	0.30
tblVehicleEF	LDT1	0.33	0.25

Merrill Commerce Center (Phase B Construction - Unmitigated) - San Bernardino-South Coast County, Annual

tblVehicleEF	LDT1	0.22	0.23
tblVehicleEF	LDT1	0.03	0.02
tblVehicleEF	LDT1	0.17	0.69
tblVehicleEF	LDT1	0.15	0.26
tblVehicleEF	LDT1	3.1100e-003	3.0330e-003
tblVehicleEF	LDT1	6.8600e-004	5.8300e-004
tblVehicleEF	LDT1	0.31	0.30
tblVehicleEF	LDT1	0.33	0.25
tblVehicleEF	LDT1	0.22	0.23
tblVehicleEF	LDT1	0.04	0.03
tblVehicleEF	LDT1	0.17	0.69
tblVehicleEF	LDT1	0.16	0.29
tblVehicleEF	LDT1	9.4580e-003	4.4920e-003
tblVehicleEF	LDT1	0.01	0.06
tblVehicleEF	LDT1	1.09	0.97
tblVehicleEF	LDT1	2.60	2.11
tblVehicleEF	LDT1	277.82	278.38
tblVehicleEF	LDT1	64.79	59.63
tblVehicleEF	LDT1	0.11	0.08
tblVehicleEF	LDT1	2.3710e-003	1.7400e-003
tblVehicleEF	LDT1	3.2130e-003	2.2850e-003
tblVehicleEF	LDT1	2.1820e-003	1.6000e-003
tblVehicleEF	LDT1	2.9550e-003	2.1010e-003
tblVehicleEF	LDT1	0.16	0.15
tblVehicleEF	LDT1	0.31	0.23
tblVehicleEF	LDT1	0.10	0.10
tblVehicleEF	LDT1	0.02	0.02

Merrill Commerce Center (Phase B Construction - Unmitigated) - San Bernardino-South Coast County, Annual

tblVehicleEF	LDT1	0.20	0.81
tblVehicleEF	LDT1	0.18	0.31
tblVehicleEF	LDT1	2.7910e-003	2.7550e-003
tblVehicleEF	LDT1	6.9300e-004	5.9000e-004
tblVehicleEF	LDT1	0.16	0.15
tblVehicleEF	LDT1	0.31	0.23
tblVehicleEF	LDT1	0.10	0.10
tblVehicleEF	LDT1	0.03	0.03
tblVehicleEF	LDT1	0.20	0.81
tblVehicleEF	LDT1	0.20	0.34
tblVehicleEF	LDT2	4.9170e-003	3.0790e-003
tblVehicleEF	LDT2	5.8030e-003	0.06
tblVehicleEF	LDT2	0.67	0.77
tblVehicleEF	LDT2	1.28	2.49
tblVehicleEF	LDT2	315.69	296.94
tblVehicleEF	LDT2	71.50	62.71
tblVehicleEF	LDT2	0.07	0.06
tblVehicleEF	LDT2	1.7520e-003	1.3590e-003
tblVehicleEF	LDT2	2.4460e-003	1.7340e-003
tblVehicleEF	LDT2	1.6110e-003	1.2500e-003
tblVehicleEF	LDT2	2.2490e-003	1.5950e-003
tblVehicleEF	LDT2	0.06	0.09
tblVehicleEF	LDT2	0.10	0.13
tblVehicleEF	LDT2	0.05	0.08
tblVehicleEF	LDT2	0.01	0.01
tblVehicleEF	LDT2	0.06	0.43
tblVehicleEF	LDT2	0.08	0.27

Merrill Commerce Center (Phase B Construction - Unmitigated) - San Bernardino-South Coast County, Annual

tblVehicleEF	LDT2	3.1620e-003	2.9380e-003
tblVehicleEF	LDT2	7.3600e-004	6.2100e-004
tblVehicleEF	LDT2	0.06	0.09
tblVehicleEF	LDT2	0.10	0.13
tblVehicleEF	LDT2	0.05	0.08
tblVehicleEF	LDT2	0.02	0.02
tblVehicleEF	LDT2	0.06	0.43
tblVehicleEF	LDT2	0.09	0.29
tblVehicleEF	LDT2	5.5770e-003	3.5190e-003
tblVehicleEF	LDT2	4.8410e-003	0.05
tblVehicleEF	LDT2	0.82	0.94
tblVehicleEF	LDT2	1.06	2.06
tblVehicleEF	LDT2	344.57	318.51
tblVehicleEF	LDT2	71.50	61.89
tblVehicleEF	LDT2	0.06	0.06
tblVehicleEF	LDT2	1.7520e-003	1.3590e-003
tblVehicleEF	LDT2	2.4460e-003	1.7340e-003
tblVehicleEF	LDT2	1.6110e-003	1.2500e-003
tblVehicleEF	LDT2	2.2490e-003	1.5950e-003
tblVehicleEF	LDT2	0.11	0.18
tblVehicleEF	LDT2	0.12	0.15
tblVehicleEF	LDT2	0.10	0.16
tblVehicleEF	LDT2	0.01	0.01
tblVehicleEF	LDT2	0.06	0.43
tblVehicleEF	LDT2	0.07	0.23
tblVehicleEF	LDT2	3.4530e-003	3.1510e-003
tblVehicleEF	LDT2	7.3300e-004	6.1200e-004

Merrill Commerce Center (Phase B Construction - Unmitigated) - San Bernardino-South Coast County, Annual

tblVehicleEF	LDT2	0.11	0.18
tblVehicleEF	LDT2	0.12	0.15
tblVehicleEF	LDT2	0.10	0.16
tblVehicleEF	LDT2	0.02	0.02
tblVehicleEF	LDT2	0.06	0.43
tblVehicleEF	LDT2	0.07	0.25
tblVehicleEF	LDT2	4.7910e-003	3.0060e-003
tblVehicleEF	LDT2	5.7690e-003	0.06
tblVehicleEF	LDT2	0.64	0.73
tblVehicleEF	LDT2	1.26	2.45
tblVehicleEF	LDT2	308.90	291.83
tblVehicleEF	LDT2	71.50	62.64
tblVehicleEF	LDT2	0.06	0.06
tblVehicleEF	LDT2	1.7520e-003	1.3590e-003
tblVehicleEF	LDT2	2.4460e-003	1.7340e-003
tblVehicleEF	LDT2	1.6110e-003	1.2500e-003
tblVehicleEF	LDT2	2.2490e-003	1.5950e-003
tblVehicleEF	LDT2	0.05	0.09
tblVehicleEF	LDT2	0.11	0.14
tblVehicleEF	LDT2	0.04	0.07
tblVehicleEF	LDT2	0.01	0.01
tblVehicleEF	LDT2	0.07	0.50
tblVehicleEF	LDT2	0.08	0.27
tblVehicleEF	LDT2	3.0940e-003	2.8870e-003
tblVehicleEF	LDT2	7.3600e-004	6.2000e-004
tblVehicleEF	LDT2	0.05	0.09
tblVehicleEF	LDT2	0.11	0.14

Merrill Commerce Center (Phase B Construction - Unmitigated) - San Bernardino-South Coast County, Annual

tblVehicleEF	LDT2	0.04	0.07
tblVehicleEF	LDT2	0.02	0.02
tblVehicleEF	LDT2	0.07	0.50
tblVehicleEF	LDT2	0.09	0.29
tblVehicleEF	LHD1	4.6720e-003	4.4980e-003
tblVehicleEF	LHD1	8.9900e-003	4.8130e-003
tblVehicleEF	LHD1	0.02	0.01
tblVehicleEF	LHD1	0.14	0.17
tblVehicleEF	LHD1	0.81	0.64
tblVehicleEF	LHD1	2.18	0.94
tblVehicleEF	LHD1	9.21	9.12
tblVehicleEF	LHD1	593.90	622.71
tblVehicleEF	LHD1	28.73	10.21
tblVehicleEF	LHD1	0.08	0.07
tblVehicleEF	LHD1	1.68	1.13
tblVehicleEF	LHD1	9.5400e-004	9.8200e-004
tblVehicleEF	LHD1	0.01	0.01
tblVehicleEF	LHD1	0.01	9.4060e-003
tblVehicleEF	LHD1	8.2700e-004	2.3100e-004
tblVehicleEF	LHD1	9.1300e-004	9.4000e-004
tblVehicleEF	LHD1	2.5700e-003	2.5020e-003
tblVehicleEF	LHD1	0.01	8.9760e-003
tblVehicleEF	LHD1	7.6100e-004	2.1300e-004
tblVehicleEF	LHD1	3.3830e-003	2.6930e-003
tblVehicleEF	LHD1	0.10	0.08
tblVehicleEF	LHD1	0.02	0.02
tblVehicleEF	LHD1	1.7110e-003	1.3450e-003

Merrill Commerce Center (Phase B Construction - Unmitigated) - San Bernardino-South Coast County, Annual

tblVehicleEF	LHD1	0.07	0.05
tblVehicleEF	LHD1	0.35	0.54
tblVehicleEF	LHD1	0.22	0.06
tblVehicleEF	LHD1	9.2000e-005	8.8000e-005
tblVehicleEF	LHD1	5.8160e-003	6.0590e-003
tblVehicleEF	LHD1	3.2800e-004	1.0100e-004
tblVehicleEF	LHD1	3.3830e-003	2.6930e-003
tblVehicleEF	LHD1	0.10	0.08
tblVehicleEF	LHD1	0.02	0.03
tblVehicleEF	LHD1	1.7110e-003	1.3450e-003
tblVehicleEF	LHD1	0.09	0.07
tblVehicleEF	LHD1	0.35	0.54
tblVehicleEF	LHD1	0.24	0.07
tblVehicleEF	LHD1	4.6720e-003	4.5120e-003
tblVehicleEF	LHD1	9.1960e-003	4.9120e-003
tblVehicleEF	LHD1	0.02	0.01
tblVehicleEF	LHD1	0.14	0.17
tblVehicleEF	LHD1	0.82	0.66
tblVehicleEF	LHD1	2.04	0.88
tblVehicleEF	LHD1	9.21	9.12
tblVehicleEF	LHD1	593.90	622.74
tblVehicleEF	LHD1	28.73	10.10
tblVehicleEF	LHD1	0.08	0.07
tblVehicleEF	LHD1	1.58	1.06
tblVehicleEF	LHD1	9.5400e-004	9.8200e-004
tblVehicleEF	LHD1	0.01	0.01
tblVehicleEF	LHD1	0.01	9.4060e-003

Merrill Commerce Center (Phase B Construction - Unmitigated) - San Bernardino-South Coast County, Annual

tblVehicleEF	LHD1	8.2700e-004	2.3100e-004
tblVehicleEF	LHD1	9.1300e-004	9.4000e-004
tblVehicleEF	LHD1	2.5700e-003	2.5020e-003
tblVehicleEF	LHD1	0.01	8.9760e-003
tblVehicleEF	LHD1	7.6100e-004	2.1300e-004
tblVehicleEF	LHD1	6.6270e-003	5.2970e-003
tblVehicleEF	LHD1	0.12	0.09
tblVehicleEF	LHD1	0.02	0.02
tblVehicleEF	LHD1	3.7910e-003	3.0170e-003
tblVehicleEF	LHD1	0.07	0.05
tblVehicleEF	LHD1	0.35	0.54
tblVehicleEF	LHD1	0.21	0.06
tblVehicleEF	LHD1	9.2000e-005	8.8000e-005
tblVehicleEF	LHD1	5.8160e-003	6.0590e-003
tblVehicleEF	LHD1	3.2600e-004	1.0000e-004
tblVehicleEF	LHD1	6.6270e-003	5.2970e-003
tblVehicleEF	LHD1	0.12	0.09
tblVehicleEF	LHD1	0.02	0.03
tblVehicleEF	LHD1	3.7910e-003	3.0170e-003
tblVehicleEF	LHD1	0.09	0.07
tblVehicleEF	LHD1	0.35	0.54
tblVehicleEF	LHD1	0.23	0.07
tblVehicleEF	LHD1	4.6720e-003	4.5010e-003
tblVehicleEF	LHD1	9.0130e-003	4.8240e-003
tblVehicleEF	LHD1	0.02	0.01
tblVehicleEF	LHD1	0.14	0.17
tblVehicleEF	LHD1	0.81	0.64

Merrill Commerce Center (Phase B Construction - Unmitigated) - San Bernardino-South Coast County, Annual

tblVehicleEF	LHD1	2.15	0.92
tblVehicleEF	LHD1	9.21	9.12
tblVehicleEF	LHD1	593.90	622.72
tblVehicleEF	LHD1	28.73	10.18
tblVehicleEF	LHD1	0.08	0.07
tblVehicleEF	LHD1	1.65	1.11
tblVehicleEF	LHD1	9.5400e-004	9.8200e-004
tblVehicleEF	LHD1	0.01	0.01
tblVehicleEF	LHD1	0.01	9.4060e-003
tblVehicleEF	LHD1	8.2700e-004	2.3100e-004
tblVehicleEF	LHD1	9.1300e-004	9.4000e-004
tblVehicleEF	LHD1	2.5700e-003	2.5020e-003
tblVehicleEF	LHD1	0.01	8.9760e-003
tblVehicleEF	LHD1	7.6100e-004	2.1300e-004
tblVehicleEF	LHD1	3.6120e-003	2.9190e-003
tblVehicleEF	LHD1	0.12	0.09
tblVehicleEF	LHD1	0.02	0.02
tblVehicleEF	LHD1	1.6770e-003	1.3230e-003
tblVehicleEF	LHD1	0.07	0.05
tblVehicleEF	LHD1	0.37	0.58
tblVehicleEF	LHD1	0.22	0.06
tblVehicleEF	LHD1	9.2000e-005	8.8000e-005
tblVehicleEF	LHD1	5.8160e-003	6.0590e-003
tblVehicleEF	LHD1	3.2800e-004	1.0100e-004
tblVehicleEF	LHD1	3.6120e-003	2.9190e-003
tblVehicleEF	LHD1	0.12	0.09
tblVehicleEF	LHD1	0.02	0.03

Merrill Commerce Center (Phase B Construction - Unmitigated) - San Bernardino-South Coast County, Annual

tblVehicleEF	LHD1	1.6770e-003	1.3230e-003
tblVehicleEF	LHD1	0.09	0.07
tblVehicleEF	LHD1	0.37	0.58
tblVehicleEF	LHD1	0.24	0.07
tblVehicleEF	LHD2	3.1420e-003	3.0290e-003
tblVehicleEF	LHD2	3.3700e-003	3.3290e-003
tblVehicleEF	LHD2	5.9590e-003	7.7710e-003
tblVehicleEF	LHD2	0.12	0.13
tblVehicleEF	LHD2	0.36	0.43
tblVehicleEF	LHD2	1.03	0.54
tblVehicleEF	LHD2	14.09	14.24
tblVehicleEF	LHD2	595.69	623.31
tblVehicleEF	LHD2	23.37	7.26
tblVehicleEF	LHD2	0.10	0.10
tblVehicleEF	LHD2	0.94	1.21
tblVehicleEF	LHD2	1.2080e-003	1.4410e-003
tblVehicleEF	LHD2	0.01	0.01
tblVehicleEF	LHD2	0.01	0.01
tblVehicleEF	LHD2	3.6200e-004	1.1200e-004
tblVehicleEF	LHD2	1.1560e-003	1.3780e-003
tblVehicleEF	LHD2	2.6970e-003	2.7030e-003
tblVehicleEF	LHD2	9.9080e-003	0.01
tblVehicleEF	LHD2	3.3300e-004	1.0300e-004
tblVehicleEF	LHD2	1.0780e-003	1.3290e-003
tblVehicleEF	LHD2	0.03	0.04
tblVehicleEF	LHD2	0.01	0.02
tblVehicleEF	LHD2	6.0700e-004	7.2000e-004

Merrill Commerce Center (Phase B Construction - Unmitigated) - San Bernardino-South Coast County, Annual

tblVehicleEF	LHD2	0.05	0.05
tblVehicleEF	LHD2	0.07	0.24
tblVehicleEF	LHD2	0.08	0.04
tblVehicleEF	LHD2	1.3700e-004	1.3600e-004
tblVehicleEF	LHD2	5.7920e-003	6.0100e-003
tblVehicleEF	LHD2	2.5200e-004	7.2000e-005
tblVehicleEF	LHD2	1.0780e-003	1.3290e-003
tblVehicleEF	LHD2	0.03	0.04
tblVehicleEF	LHD2	0.02	0.02
tblVehicleEF	LHD2	6.0700e-004	7.2000e-004
tblVehicleEF	LHD2	0.05	0.06
tblVehicleEF	LHD2	0.07	0.24
tblVehicleEF	LHD2	0.09	0.04
tblVehicleEF	LHD2	3.1420e-003	3.0380e-003
tblVehicleEF	LHD2	3.4100e-003	3.3590e-003
tblVehicleEF	LHD2	5.7050e-003	7.4220e-003
tblVehicleEF	LHD2	0.12	0.13
tblVehicleEF	LHD2	0.36	0.44
tblVehicleEF	LHD2	0.97	0.51
tblVehicleEF	LHD2	14.09	14.24
tblVehicleEF	LHD2	595.69	623.32
tblVehicleEF	LHD2	23.37	7.20
tblVehicleEF	LHD2	0.10	0.10
tblVehicleEF	LHD2	0.88	1.14
tblVehicleEF	LHD2	1.2080e-003	1.4410e-003
tblVehicleEF	LHD2	0.01	0.01
tblVehicleEF	LHD2	0.01	0.01

Merrill Commerce Center (Phase B Construction - Unmitigated) - San Bernardino-South Coast County, Annual

tblVehicleEF	LHD2	3.6200e-004	1.1200e-004
tblVehicleEF	LHD2	1.1560e-003	1.3780e-003
tblVehicleEF	LHD2	2.6970e-003	2.7030e-003
tblVehicleEF	LHD2	9.9080e-003	0.01
tblVehicleEF	LHD2	3.3300e-004	1.0300e-004
tblVehicleEF	LHD2	2.0680e-003	2.5650e-003
tblVehicleEF	LHD2	0.04	0.05
tblVehicleEF	LHD2	0.01	0.02
tblVehicleEF	LHD2	1.2890e-003	1.5490e-003
tblVehicleEF	LHD2	0.05	0.05
tblVehicleEF	LHD2	0.07	0.24
tblVehicleEF	LHD2	0.08	0.04
tblVehicleEF	LHD2	1.3700e-004	1.3600e-004
tblVehicleEF	LHD2	5.7920e-003	6.0110e-003
tblVehicleEF	LHD2	2.5100e-004	7.1000e-005
tblVehicleEF	LHD2	2.0680e-003	2.5650e-003
tblVehicleEF	LHD2	0.04	0.05
tblVehicleEF	LHD2	0.02	0.02
tblVehicleEF	LHD2	1.2890e-003	1.5490e-003
tblVehicleEF	LHD2	0.05	0.06
tblVehicleEF	LHD2	0.07	0.24
tblVehicleEF	LHD2	0.08	0.04
tblVehicleEF	LHD2	3.1420e-003	3.0310e-003
tblVehicleEF	LHD2	3.3740e-003	3.3320e-003
tblVehicleEF	LHD2	5.9110e-003	7.7050e-003
tblVehicleEF	LHD2	0.12	0.13
tblVehicleEF	LHD2	0.36	0.43

Merrill Commerce Center (Phase B Construction - Unmitigated) - San Bernardino-South Coast County, Annual

tblVehicleEF	LHD2	1.02	0.54
tblVehicleEF	LHD2	14.09	14.24
tblVehicleEF	LHD2	595.69	623.31
tblVehicleEF	LHD2	23.37	7.24
tblVehicleEF	LHD2	0.10	0.10
tblVehicleEF	LHD2	0.92	1.20
tblVehicleEF	LHD2	1.2080e-003	1.4410e-003
tblVehicleEF	LHD2	0.01	0.01
tblVehicleEF	LHD2	0.01	0.01
tblVehicleEF	LHD2	3.6200e-004	1.1200e-004
tblVehicleEF	LHD2	1.1560e-003	1.3780e-003
tblVehicleEF	LHD2	2.6970e-003	2.7030e-003
tblVehicleEF	LHD2	9.9080e-003	0.01
tblVehicleEF	LHD2	3.3300e-004	1.0300e-004
tblVehicleEF	LHD2	1.0780e-003	1.3530e-003
tblVehicleEF	LHD2	0.03	0.04
tblVehicleEF	LHD2	0.01	0.02
tblVehicleEF	LHD2	5.9100e-004	6.9900e-004
tblVehicleEF	LHD2	0.05	0.05
tblVehicleEF	LHD2	0.07	0.25
tblVehicleEF	LHD2	0.08	0.04
tblVehicleEF	LHD2	1.3700e-004	1.3600e-004
tblVehicleEF	LHD2	5.7920e-003	6.0100e-003
tblVehicleEF	LHD2	2.5200e-004	7.2000e-005
tblVehicleEF	LHD2	1.0780e-003	1.3530e-003
tblVehicleEF	LHD2	0.03	0.04
tblVehicleEF	LHD2	0.02	0.02

Merrill Commerce Center (Phase B Construction - Unmitigated) - San Bernardino-South Coast County, Annual

tblVehicleEF	LHD2	5.9100e-004	6.9900e-004
tblVehicleEF	LHD2	0.05	0.06
tblVehicleEF	LHD2	0.07	0.25
tblVehicleEF	LHD2	0.09	0.04
tblVehicleEF	MCY	0.44	0.33
tblVehicleEF	MCY	0.16	0.25
tblVehicleEF	MCY	19.41	19.66
tblVehicleEF	MCY	9.98	8.85
tblVehicleEF	MCY	169.81	211.00
tblVehicleEF	MCY	45.18	60.62
tblVehicleEF	MCY	1.15	1.15
tblVehicleEF	MCY	1.9700e-003	1.9320e-003
tblVehicleEF	MCY	3.3250e-003	2.8200e-003
tblVehicleEF	MCY	1.8410e-003	1.8050e-003
tblVehicleEF	MCY	3.1250e-003	2.6490e-003
tblVehicleEF	MCY	1.43	1.45
tblVehicleEF	MCY	0.80	0.82
tblVehicleEF	MCY	0.78	0.79
tblVehicleEF	MCY	2.18	2.19
tblVehicleEF	MCY	0.45	1.82
tblVehicleEF	MCY	2.12	1.87
tblVehicleEF	MCY	2.0790e-003	2.0880e-003
tblVehicleEF	MCY	6.7700e-004	6.0000e-004
tblVehicleEF	MCY	1.43	1.45
tblVehicleEF	MCY	0.80	0.82
tblVehicleEF	MCY	0.78	0.79
tblVehicleEF	MCY	2.71	2.71

Merrill Commerce Center (Phase B Construction - Unmitigated) - San Bernardino-South Coast County, Annual

tblVehicleEF	MCY	0.45	1.82
tblVehicleEF	MCY	2.31	2.04
tblVehicleEF	MCY	0.43	0.32
tblVehicleEF	MCY	0.13	0.21
tblVehicleEF	MCY	19.54	19.80
tblVehicleEF	MCY	9.04	7.97
tblVehicleEF	MCY	169.81	211.03
tblVehicleEF	MCY	45.18	58.35
tblVehicleEF	MCY	0.98	0.98
tblVehicleEF	MCY	1.9700e-003	1.9320e-003
tblVehicleEF	MCY	3.3250e-003	2.8200e-003
tblVehicleEF	MCY	1.8410e-003	1.8050e-003
tblVehicleEF	MCY	3.1250e-003	2.6490e-003
tblVehicleEF	MCY	3.10	3.13
tblVehicleEF	MCY	1.23	1.26
tblVehicleEF	MCY	2.07	2.09
tblVehicleEF	MCY	2.14	2.14
tblVehicleEF	MCY	0.45	1.81
tblVehicleEF	MCY	1.83	1.61
tblVehicleEF	MCY	2.0790e-003	2.0880e-003
tblVehicleEF	MCY	6.5300e-004	5.7700e-004
tblVehicleEF	MCY	3.10	3.13
tblVehicleEF	MCY	1.23	1.26
tblVehicleEF	MCY	2.07	2.09
tblVehicleEF	MCY	2.65	2.65
tblVehicleEF	MCY	0.45	1.81
tblVehicleEF	MCY	1.99	1.75

Merrill Commerce Center (Phase B Construction - Unmitigated) - San Bernardino-South Coast County, Annual

tblVehicleEF	MCY	0.43	0.32
tblVehicleEF	MCY	0.15	0.24
tblVehicleEF	MCY	18.58	18.81
tblVehicleEF	MCY	9.62	8.50
tblVehicleEF	MCY	169.81	209.52
tblVehicleEF	MCY	45.18	59.85
tblVehicleEF	MCY	1.11	1.11
tblVehicleEF	MCY	1.9700e-003	1.9320e-003
tblVehicleEF	MCY	3.3250e-003	2.8200e-003
tblVehicleEF	MCY	1.8410e-003	1.8050e-003
tblVehicleEF	MCY	3.1250e-003	2.6490e-003
tblVehicleEF	MCY	1.69	1.70
tblVehicleEF	MCY	1.07	1.09
tblVehicleEF	MCY	0.70	0.70
tblVehicleEF	MCY	2.15	2.16
tblVehicleEF	MCY	0.52	2.09
tblVehicleEF	MCY	2.05	1.81
tblVehicleEF	MCY	2.0650e-003	2.0730e-003
tblVehicleEF	MCY	6.6900e-004	5.9200e-004
tblVehicleEF	MCY	1.69	1.70
tblVehicleEF	MCY	1.07	1.09
tblVehicleEF	MCY	0.70	0.70
tblVehicleEF	MCY	2.67	2.67
tblVehicleEF	MCY	0.52	2.09
tblVehicleEF	MCY	2.23	1.97
tblVehicleEF	MDV	9.3540e-003	3.8560e-003
tblVehicleEF	MDV	0.01	0.07

Merrill Commerce Center (Phase B Construction - Unmitigated) - San Bernardino-South Coast County, Annual

tblVehicleEF	MDV	1.04	0.86
tblVehicleEF	MDV	2.45	2.81
tblVehicleEF	MDV	439.27	371.74
tblVehicleEF	MDV	98.67	77.98
tblVehicleEF	MDV	0.13	0.08
tblVehicleEF	MDV	1.7830e-003	1.4230e-003
tblVehicleEF	MDV	2.4100e-003	1.7590e-003
tblVehicleEF	MDV	1.6430e-003	1.3120e-003
tblVehicleEF	MDV	2.2160e-003	1.6180e-003
tblVehicleEF	MDV	0.09	0.11
tblVehicleEF	MDV	0.18	0.15
tblVehicleEF	MDV	0.08	0.10
tblVehicleEF	MDV	0.02	0.02
tblVehicleEF	MDV	0.10	0.47
tblVehicleEF	MDV	0.18	0.34
tblVehicleEF	MDV	4.3980e-003	3.6750e-003
tblVehicleEF	MDV	1.0290e-003	7.7200e-004
tblVehicleEF	MDV	0.09	0.11
tblVehicleEF	MDV	0.18	0.15
tblVehicleEF	MDV	0.08	0.10
tblVehicleEF	MDV	0.03	0.02
tblVehicleEF	MDV	0.10	0.47
tblVehicleEF	MDV	0.20	0.37
tblVehicleEF	MDV	0.01	4.4140e-003
tblVehicleEF	MDV	0.01	0.06
tblVehicleEF	MDV	1.27	1.05
tblVehicleEF	MDV	2.03	2.33

Merrill Commerce Center (Phase B Construction - Unmitigated) - San Bernardino-South Coast County, Annual

tblVehicleEF	MDV	478.15	394.46
tblVehicleEF	MDV	98.67	77.03
tblVehicleEF	MDV	0.11	0.07
tblVehicleEF	MDV	1.7830e-003	1.4230e-003
tblVehicleEF	MDV	2.4100e-003	1.7590e-003
tblVehicleEF	MDV	1.6430e-003	1.3120e-003
tblVehicleEF	MDV	2.2160e-003	1.6180e-003
tblVehicleEF	MDV	0.19	0.22
tblVehicleEF	MDV	0.21	0.18
tblVehicleEF	MDV	0.16	0.20
tblVehicleEF	MDV	0.03	0.02
tblVehicleEF	MDV	0.10	0.47
tblVehicleEF	MDV	0.15	0.29
tblVehicleEF	MDV	4.7900e-003	3.9000e-003
tblVehicleEF	MDV	1.0220e-003	7.6200e-004
tblVehicleEF	MDV	0.19	0.22
tblVehicleEF	MDV	0.21	0.18
tblVehicleEF	MDV	0.16	0.20
tblVehicleEF	MDV	0.04	0.03
tblVehicleEF	MDV	0.10	0.47
tblVehicleEF	MDV	0.17	0.31
tblVehicleEF	MDV	9.1040e-003	3.7610e-003
tblVehicleEF	MDV	0.01	0.07
tblVehicleEF	MDV	0.99	0.81
tblVehicleEF	MDV	2.42	2.77
tblVehicleEF	MDV	430.20	366.36
tblVehicleEF	MDV	98.67	77.90

Merrill Commerce Center (Phase B Construction - Unmitigated) - San Bernardino-South Coast County, Annual

tblVehicleEF	MDV	0.12	0.07
tblVehicleEF	MDV	1.7830e-003	1.4230e-003
tblVehicleEF	MDV	2.4100e-003	1.7590e-003
tblVehicleEF	MDV	1.6430e-003	1.3120e-003
tblVehicleEF	MDV	2.2160e-003	1.6180e-003
tblVehicleEF	MDV	0.09	0.10
tblVehicleEF	MDV	0.20	0.17
tblVehicleEF	MDV	0.08	0.09
tblVehicleEF	MDV	0.02	0.02
tblVehicleEF	MDV	0.12	0.55
tblVehicleEF	MDV	0.18	0.34
tblVehicleEF	MDV	4.3070e-003	3.6210e-003
tblVehicleEF	MDV	1.0290e-003	7.7100e-004
tblVehicleEF	MDV	0.09	0.10
tblVehicleEF	MDV	0.20	0.17
tblVehicleEF	MDV	0.08	0.09
tblVehicleEF	MDV	0.03	0.02
tblVehicleEF	MDV	0.12	0.55
tblVehicleEF	MDV	0.20	0.37
tblVehicleEF	MH	0.02	3.5960e-003
tblVehicleEF	MH	0.02	0.00
tblVehicleEF	MH	1.94	0.33
tblVehicleEF	MH	5.34	0.00
tblVehicleEF	MH	1,048.24	928.73
tblVehicleEF	MH	58.51	0.00
tblVehicleEF	MH	1.28	4.11
tblVehicleEF	MH	0.01	0.02

Merrill Commerce Center (Phase B Construction - Unmitigated) - San Bernardino-South Coast County, Annual

tblVehicleEF	MH	0.03	0.12
tblVehicleEF	MH	1.0110e-003	0.00
tblVehicleEF	MH	3.2250e-003	4.0000e-003
tblVehicleEF	MH	0.03	0.12
tblVehicleEF	MH	9.3000e-004	0.00
tblVehicleEF	MH	1.22	0.00
tblVehicleEF	MH	0.08	0.00
tblVehicleEF	MH	0.43	0.00
tblVehicleEF	MH	0.07	0.08
tblVehicleEF	MH	0.03	0.00
tblVehicleEF	MH	0.31	0.00
tblVehicleEF	MH	0.01	8.7800e-003
tblVehicleEF	MH	6.7800e-004	0.00
tblVehicleEF	MH	1.22	0.00
tblVehicleEF	MH	0.08	0.00
tblVehicleEF	MH	0.43	0.00
tblVehicleEF	MH	0.10	0.09
tblVehicleEF	MH	0.03	0.00
tblVehicleEF	MH	0.34	0.00
tblVehicleEF	MH	0.02	3.5960e-003
tblVehicleEF	MH	0.02	0.00
tblVehicleEF	MH	2.01	0.33
tblVehicleEF	MH	4.87	0.00
tblVehicleEF	MH	1,048.24	928.73
tblVehicleEF	MH	58.51	0.00
tblVehicleEF	MH	1.17	3.87
tblVehicleEF	MH	0.01	0.02

Merrill Commerce Center (Phase B Construction - Unmitigated) - San Bernardino-South Coast County, Annual

tblVehicleEF	MH	0.03	0.12
tblVehicleEF	MH	1.0110e-003	0.00
tblVehicleEF	MH	3.2250e-003	4.0000e-003
tblVehicleEF	MH	0.03	0.12
tblVehicleEF	MH	9.3000e-004	0.00
tblVehicleEF	MH	2.40	0.00
tblVehicleEF	MH	0.09	0.00
tblVehicleEF	MH	1.01	0.00
tblVehicleEF	MH	0.08	0.08
tblVehicleEF	MH	0.03	0.00
tblVehicleEF	MH	0.29	0.00
tblVehicleEF	MH	0.01	8.7800e-003
tblVehicleEF	MH	6.7000e-004	0.00
tblVehicleEF	MH	2.40	0.00
tblVehicleEF	MH	0.09	0.00
tblVehicleEF	MH	1.01	0.00
tblVehicleEF	MH	0.10	0.09
tblVehicleEF	MH	0.03	0.00
tblVehicleEF	MH	0.32	0.00
tblVehicleEF	MH	0.02	3.5960e-003
tblVehicleEF	MH	0.02	0.00
tblVehicleEF	MH	1.94	0.33
tblVehicleEF	MH	5.29	0.00
tblVehicleEF	MH	1,048.24	928.73
tblVehicleEF	MH	58.51	0.00
tblVehicleEF	MH	1.25	4.05
tblVehicleEF	MH	0.01	0.02

Merrill Commerce Center (Phase B Construction - Unmitigated) - San Bernardino-South Coast County, Annual

tblVehicleEF	MH	0.03	0.12
tblVehicleEF	MH	1.0110e-003	0.00
tblVehicleEF	MH	3.2250e-003	4.0000e-003
tblVehicleEF	MH	0.03	0.12
tblVehicleEF	MH	9.3000e-004	0.00
tblVehicleEF	MH	1.42	0.00
tblVehicleEF	MH	0.09	0.00
tblVehicleEF	MH	0.44	0.00
tblVehicleEF	MH	0.07	0.08
tblVehicleEF	MH	0.03	0.00
tblVehicleEF	MH	0.31	0.00
tblVehicleEF	MH	0.01	8.7800e-003
tblVehicleEF	MH	6.7700e-004	0.00
tblVehicleEF	MH	1.42	0.00
tblVehicleEF	MH	0.09	0.00
tblVehicleEF	MH	0.44	0.00
tblVehicleEF	MH	0.10	0.09
tblVehicleEF	MH	0.03	0.00
tblVehicleEF	MH	0.34	0.00
tblVehicleEF	MHD	0.02	3.0370e-003
tblVehicleEF	MHD	2.3730e-003	1.0670e-003
tblVehicleEF	MHD	0.04	7.4460e-003
tblVehicleEF	MHD	0.29	0.34
tblVehicleEF	MHD	0.21	0.14
tblVehicleEF	MHD	3.98	0.80
tblVehicleEF	MHD	157.13	63.12
tblVehicleEF	MHD	1,097.93	940.09

Merrill Commerce Center (Phase B Construction - Unmitigated) - San Bernardino-South Coast County, Annual

tblVehicleEF	MHD	49.45	7.43
tblVehicleEF	MHD	0.42	0.34
tblVehicleEF	MHD	0.63	1.01
tblVehicleEF	MHD	9.1000e-005	2.4100e-004
tblVehicleEF	MHD	2.7720e-003	7.6590e-003
tblVehicleEF	MHD	6.6500e-004	8.6000e-005
tblVehicleEF	MHD	8.7000e-005	2.3000e-004
tblVehicleEF	MHD	2.6480e-003	7.3240e-003
tblVehicleEF	MHD	6.1100e-004	7.9000e-005
tblVehicleEF	MHD	9.7700e-004	4.4300e-004
tblVehicleEF	MHD	0.03	0.02
tblVehicleEF	MHD	0.02	0.02
tblVehicleEF	MHD	5.2700e-004	2.3800e-004
tblVehicleEF	MHD	0.03	0.01
tblVehicleEF	MHD	0.01	0.08
tblVehicleEF	MHD	0.24	0.04
tblVehicleEF	MHD	1.5090e-003	5.9900e-004
tblVehicleEF	MHD	0.01	8.9580e-003
tblVehicleEF	MHD	5.6400e-004	7.4000e-005
tblVehicleEF	MHD	9.7700e-004	4.4300e-004
tblVehicleEF	MHD	0.03	0.02
tblVehicleEF	MHD	0.03	0.02
tblVehicleEF	MHD	5.2700e-004	2.3800e-004
tblVehicleEF	MHD	0.03	0.01
tblVehicleEF	MHD	0.01	0.08
tblVehicleEF	MHD	0.27	0.04
tblVehicleEF	MHD	0.01	2.8930e-003

Merrill Commerce Center (Phase B Construction - Unmitigated) - San Bernardino-South Coast County, Annual

tblVehicleEF	MHD	2.4050e-003	1.0900e-003
tblVehicleEF	MHD	0.04	7.1060e-003
tblVehicleEF	MHD	0.21	0.29
tblVehicleEF	MHD	0.21	0.15
tblVehicleEF	MHD	3.72	0.75
tblVehicleEF	MHD	166.43	62.88
tblVehicleEF	MHD	1,097.93	940.09
tblVehicleEF	MHD	49.45	7.34
tblVehicleEF	MHD	0.44	0.33
tblVehicleEF	MHD	0.59	0.95
tblVehicleEF	MHD	7.6000e-005	2.0600e-004
tblVehicleEF	MHD	2.7720e-003	7.6590e-003
tblVehicleEF	MHD	6.6500e-004	8.6000e-005
tblVehicleEF	MHD	7.3000e-005	1.9700e-004
tblVehicleEF	MHD	2.6480e-003	7.3240e-003
tblVehicleEF	MHD	6.1100e-004	7.9000e-005
tblVehicleEF	MHD	1.9120e-003	8.6600e-004
tblVehicleEF	MHD	0.04	0.02
tblVehicleEF	MHD	0.02	0.01
tblVehicleEF	MHD	1.1780e-003	5.3200e-004
tblVehicleEF	MHD	0.03	0.01
tblVehicleEF	MHD	0.01	0.08
tblVehicleEF	MHD	0.23	0.04
tblVehicleEF	MHD	1.5970e-003	5.9700e-004
tblVehicleEF	MHD	0.01	8.9590e-003
tblVehicleEF	MHD	5.6000e-004	7.3000e-005
tblVehicleEF	MHD	1.9120e-003	8.6600e-004

Merrill Commerce Center (Phase B Construction - Unmitigated) - San Bernardino-South Coast County, Annual

tblVehicleEF	MHD	0.04	0.02
tblVehicleEF	MHD	0.03	0.02
tblVehicleEF	MHD	1.1780e-003	5.3200e-004
tblVehicleEF	MHD	0.03	0.01
tblVehicleEF	MHD	0.01	0.08
tblVehicleEF	MHD	0.25	0.04
tblVehicleEF	MHD	0.02	3.2500e-003
tblVehicleEF	MHD	2.3770e-003	1.0690e-003
tblVehicleEF	MHD	0.04	7.3590e-003
tblVehicleEF	MHD	0.41	0.40
tblVehicleEF	MHD	0.21	0.14
tblVehicleEF	MHD	3.91	0.79
tblVehicleEF	MHD	144.26	63.46
tblVehicleEF	MHD	1,097.93	940.09
tblVehicleEF	MHD	49.45	7.41
tblVehicleEF	MHD	0.40	0.36
tblVehicleEF	MHD	0.62	0.99
tblVehicleEF	MHD	1.1000e-004	2.8900e-004
tblVehicleEF	MHD	2.7720e-003	7.6590e-003
tblVehicleEF	MHD	6.6500e-004	8.6000e-005
tblVehicleEF	MHD	1.0600e-004	2.7600e-004
tblVehicleEF	MHD	2.6480e-003	7.3240e-003
tblVehicleEF	MHD	6.1100e-004	7.9000e-005
tblVehicleEF	MHD	1.0160e-003	4.6200e-004
tblVehicleEF	MHD	0.04	0.02
tblVehicleEF	MHD	0.02	0.02
tblVehicleEF	MHD	5.1300e-004	2.3200e-004

Merrill Commerce Center (Phase B Construction - Unmitigated) - San Bernardino-South Coast County, Annual

tblVehicleEF	MHD	0.03	0.01
tblVehicleEF	MHD	0.01	0.09
tblVehicleEF	MHD	0.24	0.04
tblVehicleEF	MHD	1.3880e-003	6.0200e-004
tblVehicleEF	MHD	0.01	8.9580e-003
tblVehicleEF	MHD	5.6300e-004	7.3000e-005
tblVehicleEF	MHD	1.0160e-003	4.6200e-004
tblVehicleEF	MHD	0.04	0.02
tblVehicleEF	MHD	0.03	0.02
tblVehicleEF	MHD	5.1300e-004	2.3200e-004
tblVehicleEF	MHD	0.03	0.01
tblVehicleEF	MHD	0.01	0.09
tblVehicleEF	MHD	0.26	0.04
tblVehicleEF	OBUS	0.01	9.0060e-003
tblVehicleEF	OBUS	6.2520e-003	5.7900e-003
tblVehicleEF	OBUS	0.03	0.02
tblVehicleEF	OBUS	0.24	0.51
tblVehicleEF	OBUS	0.41	0.69
tblVehicleEF	OBUS	5.29	2.52
tblVehicleEF	OBUS	65.82	66.45
tblVehicleEF	OBUS	1,119.44	1,394.03
tblVehicleEF	OBUS	69.89	20.71
tblVehicleEF	OBUS	0.13	0.24
tblVehicleEF	OBUS	0.44	0.87
tblVehicleEF	OBUS	1.1000e-005	8.1000e-005
tblVehicleEF	OBUS	2.0200e-003	6.3490e-003
tblVehicleEF	OBUS	9.5000e-004	2.3700e-004

Merrill Commerce Center (Phase B Construction - Unmitigated) - San Bernardino-South Coast County, Annual

tblVehicleEF	OBUS	1.1000e-005	7.8000e-005
tblVehicleEF	OBUS	1.9090e-003	6.0530e-003
tblVehicleEF	OBUS	8.7400e-004	2.1800e-004
tblVehicleEF	OBUS	1.8990e-003	2.7570e-003
tblVehicleEF	OBUS	0.02	0.03
tblVehicleEF	OBUS	0.03	0.05
tblVehicleEF	OBUS	8.3600e-004	1.1520e-003
tblVehicleEF	OBUS	0.03	0.03
tblVehicleEF	OBUS	0.05	0.32
tblVehicleEF	OBUS	0.33	0.12
tblVehicleEF	OBUS	6.4000e-004	6.3400e-004
tblVehicleEF	OBUS	0.01	0.01
tblVehicleEF	OBUS	7.9100e-004	2.0500e-004
tblVehicleEF	OBUS	1.8990e-003	2.7570e-003
tblVehicleEF	OBUS	0.02	0.03
tblVehicleEF	OBUS	0.04	0.06
tblVehicleEF	OBUS	8.3600e-004	1.1520e-003
tblVehicleEF	OBUS	0.04	0.04
tblVehicleEF	OBUS	0.05	0.32
tblVehicleEF	OBUS	0.36	0.13
tblVehicleEF	OBUS	0.01	9.0820e-003
tblVehicleEF	OBUS	6.4110e-003	5.9630e-003
tblVehicleEF	OBUS	0.02	0.02
tblVehicleEF	OBUS	0.24	0.51
tblVehicleEF	OBUS	0.42	0.71
tblVehicleEF	OBUS	4.85	2.32
tblVehicleEF	OBUS	68.71	65.76

Merrill Commerce Center (Phase B Construction - Unmitigated) - San Bernardino-South Coast County, Annual

tblVehicleEF	OBUS	1,119.44	1,394.07
tblVehicleEF	OBUS	69.89	20.35
tblVehicleEF	OBUS	0.13	0.23
tblVehicleEF	OBUS	0.41	0.80
tblVehicleEF	OBUS	1.0000e-005	7.2000e-005
tblVehicleEF	OBUS	2.0200e-003	6.3490e-003
tblVehicleEF	OBUS	9.5000e-004	2.3700e-004
tblVehicleEF	OBUS	9.0000e-006	6.9000e-005
tblVehicleEF	OBUS	1.9090e-003	6.0530e-003
tblVehicleEF	OBUS	8.7400e-004	2.1800e-004
tblVehicleEF	OBUS	3.6770e-003	5.3510e-003
tblVehicleEF	OBUS	0.02	0.03
tblVehicleEF	OBUS	0.03	0.05
tblVehicleEF	OBUS	1.8930e-003	2.6140e-003
tblVehicleEF	OBUS	0.03	0.03
tblVehicleEF	OBUS	0.05	0.32
tblVehicleEF	OBUS	0.31	0.11
tblVehicleEF	OBUS	6.6800e-004	6.2800e-004
tblVehicleEF	OBUS	0.01	0.01
tblVehicleEF	OBUS	7.8400e-004	2.0100e-004
tblVehicleEF	OBUS	3.6770e-003	5.3510e-003
tblVehicleEF	OBUS	0.02	0.03
tblVehicleEF	OBUS	0.04	0.06
tblVehicleEF	OBUS	1.8930e-003	2.6140e-003
tblVehicleEF	OBUS	0.04	0.04
tblVehicleEF	OBUS	0.05	0.32
tblVehicleEF	OBUS	0.34	0.12

Merrill Commerce Center (Phase B Construction - Unmitigated) - San Bernardino-South Coast County, Annual

tblVehicleEF	OBUS	0.01	8.9410e-003
tblVehicleEF	OBUS	6.2690e-003	5.8090e-003
tblVehicleEF	OBUS	0.03	0.02
tblVehicleEF	OBUS	0.25	0.51
tblVehicleEF	OBUS	0.41	0.69
tblVehicleEF	OBUS	5.25	2.51
tblVehicleEF	OBUS	61.82	67.41
tblVehicleEF	OBUS	1,119.44	1,394.04
tblVehicleEF	OBUS	69.89	20.67
tblVehicleEF	OBUS	0.12	0.26
tblVehicleEF	OBUS	0.43	0.86
tblVehicleEF	OBUS	1.4000e-005	9.4000e-005
tblVehicleEF	OBUS	2.0200e-003	6.3490e-003
tblVehicleEF	OBUS	9.5000e-004	2.3700e-004
tblVehicleEF	OBUS	1.3000e-005	9.0000e-005
tblVehicleEF	OBUS	1.9090e-003	6.0530e-003
tblVehicleEF	OBUS	8.7400e-004	2.1800e-004
tblVehicleEF	OBUS	1.9540e-003	2.9210e-003
tblVehicleEF	OBUS	0.02	0.03
tblVehicleEF	OBUS	0.03	0.05
tblVehicleEF	OBUS	8.3000e-004	1.1560e-003
tblVehicleEF	OBUS	0.03	0.03
tblVehicleEF	OBUS	0.05	0.34
tblVehicleEF	OBUS	0.33	0.12
tblVehicleEF	OBUS	6.0200e-004	6.4400e-004
tblVehicleEF	OBUS	0.01	0.01
tblVehicleEF	OBUS	7.9100e-004	2.0500e-004

Merrill Commerce Center (Phase B Construction - Unmitigated) - San Bernardino-South Coast County, Annual

tblVehicleEF	OBUS	1.9540e-003	2.9210e-003
tblVehicleEF	OBUS	0.02	0.03
tblVehicleEF	OBUS	0.04	0.06
tblVehicleEF	OBUS	8.3000e-004	1.1560e-003
tblVehicleEF	OBUS	0.04	0.04
tblVehicleEF	OBUS	0.05	0.34
tblVehicleEF	OBUS	0.36	0.13
tblVehicleEF	SBUS	0.82	0.05
tblVehicleEF	SBUS	8.4750e-003	5.6520e-003
tblVehicleEF	SBUS	0.06	4.4230e-003
tblVehicleEF	SBUS	6.01	2.12
tblVehicleEF	SBUS	0.53	0.48
tblVehicleEF	SBUS	5.05	0.58
tblVehicleEF	SBUS	1,217.18	331.70
tblVehicleEF	SBUS	1,113.27	1,082.52
tblVehicleEF	SBUS	40.27	3.48
tblVehicleEF	SBUS	9.36	3.05
tblVehicleEF	SBUS	3.61	4.26
tblVehicleEF	SBUS	7.8830e-003	2.9700e-003
tblVehicleEF	SBUS	0.01	0.01
tblVehicleEF	SBUS	0.02	0.02
tblVehicleEF	SBUS	5.9900e-004	3.5000e-005
tblVehicleEF	SBUS	7.5420e-003	2.8410e-003
tblVehicleEF	SBUS	2.7330e-003	2.7420e-003
tblVehicleEF	SBUS	0.02	0.02
tblVehicleEF	SBUS	5.5100e-004	3.2000e-005
tblVehicleEF	SBUS	3.0330e-003	7.5800e-004

Merrill Commerce Center (Phase B Construction - Unmitigated) - San Bernardino-South Coast County, Annual

tblVehicleEF	SBUS	0.02	5.7310e-003
tblVehicleEF	SBUS	0.71	0.22
tblVehicleEF	SBUS	1.4390e-003	3.8400e-004
tblVehicleEF	SBUS	0.10	0.08
tblVehicleEF	SBUS	9.3710e-003	0.03
tblVehicleEF	SBUS	0.27	0.03
tblVehicleEF	SBUS	0.01	3.1550e-003
tblVehicleEF	SBUS	0.01	0.01
tblVehicleEF	SBUS	4.9000e-004	3.4000e-005
tblVehicleEF	SBUS	3.0330e-003	7.5800e-004
tblVehicleEF	SBUS	0.02	5.7310e-003
tblVehicleEF	SBUS	1.02	0.31
tblVehicleEF	SBUS	1.4390e-003	3.8400e-004
tblVehicleEF	SBUS	0.11	0.10
tblVehicleEF	SBUS	9.3710e-003	0.03
tblVehicleEF	SBUS	0.29	0.03
tblVehicleEF	SBUS	0.82	0.05
tblVehicleEF	SBUS	8.6200e-003	5.7220e-003
tblVehicleEF	SBUS	0.05	3.6550e-003
tblVehicleEF	SBUS	5.89	2.09
tblVehicleEF	SBUS	0.53	0.49
tblVehicleEF	SBUS	3.46	0.41
tblVehicleEF	SBUS	1,277.69	337.86
tblVehicleEF	SBUS	1,113.27	1,082.54
tblVehicleEF	SBUS	40.27	3.19
tblVehicleEF	SBUS	9.66	3.09
tblVehicleEF	SBUS	3.39	3.99

Merrill Commerce Center (Phase B Construction - Unmitigated) - San Bernardino-South Coast County, Annual

tblVehicleEF	SBUS	6.6460e-003	2.5130e-003
tblVehicleEF	SBUS	0.01	0.01
tblVehicleEF	SBUS	0.02	0.02
tblVehicleEF	SBUS	5.9900e-004	3.5000e-005
tblVehicleEF	SBUS	6.3580e-003	2.4040e-003
tblVehicleEF	SBUS	2.7330e-003	2.7420e-003
tblVehicleEF	SBUS	0.02	0.02
tblVehicleEF	SBUS	5.5100e-004	3.2000e-005
tblVehicleEF	SBUS	5.7580e-003	1.3700e-003
tblVehicleEF	SBUS	0.02	5.9610e-003
tblVehicleEF	SBUS	0.71	0.22
tblVehicleEF	SBUS	3.0800e-003	7.3800e-004
tblVehicleEF	SBUS	0.10	0.08
tblVehicleEF	SBUS	8.5600e-003	0.03
tblVehicleEF	SBUS	0.22	0.02
tblVehicleEF	SBUS	0.01	3.2130e-003
tblVehicleEF	SBUS	0.01	0.01
tblVehicleEF	SBUS	4.6300e-004	3.2000e-005
tblVehicleEF	SBUS	5.7580e-003	1.3700e-003
tblVehicleEF	SBUS	0.02	5.9610e-003
tblVehicleEF	SBUS	1.02	0.31
tblVehicleEF	SBUS	3.0800e-003	7.3800e-004
tblVehicleEF	SBUS	0.11	0.10
tblVehicleEF	SBUS	8.5600e-003	0.03
tblVehicleEF	SBUS	0.24	0.02
tblVehicleEF	SBUS	0.82	0.05
tblVehicleEF	SBUS	8.4790e-003	5.6490e-003

Merrill Commerce Center (Phase B Construction - Unmitigated) - San Bernardino-South Coast County, Annual

tblVehicleEF	SBUS	0.06	4.5230e-003
tblVehicleEF	SBUS	6.17	2.16
tblVehicleEF	SBUS	0.53	0.48
tblVehicleEF	SBUS	5.10	0.60
tblVehicleEF	SBUS	1,133.61	323.18
tblVehicleEF	SBUS	1,113.27	1,082.52
tblVehicleEF	SBUS	40.27	3.50
tblVehicleEF	SBUS	8.94	2.98
tblVehicleEF	SBUS	3.56	4.20
tblVehicleEF	SBUS	9.5930e-003	3.6010e-003
tblVehicleEF	SBUS	0.01	0.01
tblVehicleEF	SBUS	0.02	0.02
tblVehicleEF	SBUS	5.9900e-004	3.5000e-005
tblVehicleEF	SBUS	9.1780e-003	3.4450e-003
tblVehicleEF	SBUS	2.7330e-003	2.7420e-003
tblVehicleEF	SBUS	0.02	0.02
tblVehicleEF	SBUS	5.5100e-004	3.2000e-005
tblVehicleEF	SBUS	2.9290e-003	7.0600e-004
tblVehicleEF	SBUS	0.02	5.8560e-003
tblVehicleEF	SBUS	0.71	0.22
tblVehicleEF	SBUS	1.4140e-003	3.8400e-004
tblVehicleEF	SBUS	0.10	0.08
tblVehicleEF	SBUS	0.01	0.04
tblVehicleEF	SBUS	0.27	0.03
tblVehicleEF	SBUS	0.01	3.0740e-003
tblVehicleEF	SBUS	0.01	0.01
tblVehicleEF	SBUS	4.9100e-004	3.5000e-005

Merrill Commerce Center (Phase B Construction - Unmitigated) - San Bernardino-South Coast County, Annual

tblVehicleEF	SBUS	2.9290e-003	7.0600e-004
tblVehicleEF	SBUS	0.02	5.8560e-003
tblVehicleEF	SBUS	1.03	0.31
tblVehicleEF	SBUS	1.4140e-003	3.8400e-004
tblVehicleEF	SBUS	0.11	0.10
tblVehicleEF	SBUS	0.01	0.04
tblVehicleEF	SBUS	0.29	0.03
tblVehicleEF	UBUS	1.54	4.21
tblVehicleEF	UBUS	0.08	0.02
tblVehicleEF	UBUS	7.71	32.80
tblVehicleEF	UBUS	12.81	1.41
tblVehicleEF	UBUS	1,799.11	1,717.67
tblVehicleEF	UBUS	140.33	16.41
tblVehicleEF	UBUS	4.15	0.36
tblVehicleEF	UBUS	0.51	0.08
tblVehicleEF	UBUS	0.01	0.03
tblVehicleEF	UBUS	0.04	2.7180e-003
tblVehicleEF	UBUS	1.4670e-003	2.1400e-004
tblVehicleEF	UBUS	0.22	0.03
tblVehicleEF	UBUS	3.0000e-003	6.3130e-003
tblVehicleEF	UBUS	0.04	2.5830e-003
tblVehicleEF	UBUS	1.3480e-003	1.9700e-004
tblVehicleEF	UBUS	7.2070e-003	1.6210e-003
tblVehicleEF	UBUS	0.10	8.9290e-003
tblVehicleEF	UBUS	3.6150e-003	6.9100e-004
tblVehicleEF	UBUS	0.42	0.06
tblVehicleEF	UBUS	0.02	0.03

Merrill Commerce Center (Phase B Construction - Unmitigated) - San Bernardino-South Coast County, Annual

tblVehicleEF	UBUS	1.06	0.07
tblVehicleEF	UBUS	9.4600e-003	3.7390e-003
tblVehicleEF	UBUS	1.6370e-003	1.6200e-004
tblVehicleEF	UBUS	7.2070e-003	1.6210e-003
tblVehicleEF	UBUS	0.10	8.9290e-003
tblVehicleEF	UBUS	3.6150e-003	6.9100e-004
tblVehicleEF	UBUS	2.00	4.30
tblVehicleEF	UBUS	0.02	0.03
tblVehicleEF	UBUS	1.17	0.07
tblVehicleEF	UBUS	1.54	4.21
tblVehicleEF	UBUS	0.07	0.02
tblVehicleEF	UBUS	7.78	32.80
tblVehicleEF	UBUS	10.55	1.16
tblVehicleEF	UBUS	1,799.11	1,717.67
tblVehicleEF	UBUS	140.33	15.98
tblVehicleEF	UBUS	3.85	0.35
tblVehicleEF	UBUS	0.51	0.08
tblVehicleEF	UBUS	0.01	0.03
tblVehicleEF	UBUS	0.04	2.7180e-003
tblVehicleEF	UBUS	1.4670e-003	2.1400e-004
tblVehicleEF	UBUS	0.22	0.03
tblVehicleEF	UBUS	3.0000e-003	6.3130e-003
tblVehicleEF	UBUS	0.04	2.5830e-003
tblVehicleEF	UBUS	1.3480e-003	1.9700e-004
tblVehicleEF	UBUS	0.01	3.0930e-003
tblVehicleEF	UBUS	0.12	0.01
tblVehicleEF	UBUS	8.4130e-003	1.5870e-003

Merrill Commerce Center (Phase B Construction - Unmitigated) - San Bernardino-South Coast County, Annual

tblVehicleEF	UBUS	0.43	0.06
tblVehicleEF	UBUS	0.02	0.03
tblVehicleEF	UBUS	0.95	0.06
tblVehicleEF	UBUS	9.4620e-003	3.7390e-003
tblVehicleEF	UBUS	1.5980e-003	1.5800e-004
tblVehicleEF	UBUS	0.01	3.0930e-003
tblVehicleEF	UBUS	0.12	0.01
tblVehicleEF	UBUS	8.4130e-003	1.5870e-003
tblVehicleEF	UBUS	2.01	4.30
tblVehicleEF	UBUS	0.02	0.03
tblVehicleEF	UBUS	1.04	0.06
tblVehicleEF	UBUS	1.54	4.21
tblVehicleEF	UBUS	0.08	0.02
tblVehicleEF	UBUS	7.72	32.80
tblVehicleEF	UBUS	12.41	1.38
tblVehicleEF	UBUS	1,799.11	1,717.67
tblVehicleEF	UBUS	140.33	16.35
tblVehicleEF	UBUS	4.07	0.36
tblVehicleEF	UBUS	0.51	0.08
tblVehicleEF	UBUS	0.01	0.03
tblVehicleEF	UBUS	0.04	2.7180e-003
tblVehicleEF	UBUS	1.4670e-003	2.1400e-004
tblVehicleEF	UBUS	0.22	0.03
tblVehicleEF	UBUS	3.0000e-003	6.3130e-003
tblVehicleEF	UBUS	0.04	2.5830e-003
tblVehicleEF	UBUS	1.3480e-003	1.9700e-004
tblVehicleEF	UBUS	8.0140e-003	1.7000e-003

Merrill Commerce Center (Phase B Construction - Unmitigated) - San Bernardino-South Coast County, Annual

tblVehicleEF	UBUS	0.12	0.01
tblVehicleEF	UBUS	3.7130e-003	6.8300e-004
tblVehicleEF	UBUS	0.42	0.06
tblVehicleEF	UBUS	0.03	0.04
tblVehicleEF	UBUS	1.05	0.07
tblVehicleEF	UBUS	9.4600e-003	3.7390e-003
tblVehicleEF	UBUS	1.6300e-003	1.6200e-004
tblVehicleEF	UBUS	8.0140e-003	1.7000e-003
tblVehicleEF	UBUS	0.12	0.01
tblVehicleEF	UBUS	3.7130e-003	6.8300e-004
tblVehicleEF	UBUS	2.00	4.30
tblVehicleEF	UBUS	0.03	0.04
tblVehicleEF	UBUS	1.15	0.07
tblVehicleTrips	CC_TL	8.40	0.00
tblVehicleTrips	CC_TL	8.40	0.00
tblVehicleTrips	CNW_TL	6.90	0.00
tblVehicleTrips	CNW_TL	6.90	0.00
tblVehicleTrips	CNW_TTP	41.00	0.00
tblVehicleTrips	CW_TL	16.60	0.00
tblVehicleTrips	CW_TL	16.60	0.00
tblVehicleTrips	CW_TTP	59.00	0.00
tblVehicleTrips	DV_TP	5.00	0.00
tblVehicleTrips	PB_TP	3.00	0.00
tblVehicleTrips	PR_TP	92.00	0.00
tblVehicleTrips	ST_TR	1.68	0.00
tblVehicleTrips	SU_TR	1.68	0.00
tblVehicleTrips	WD_TR	1.68	0.00

Merrill Commerce Center (Phase B Construction - Unmitigated) - San Bernardino-South Coast County, Annual

tblWater	IndoorWaterUseRate	1,117,862,500.00	0.00
----------	--------------------	------------------	------

2.0 Emissions Summary

2.1 Overall Construction

Unmitigated Construction

	ROG	NOx	CO	SO2	Fugitive PM10	Exhaust PM10	PM10 Total	Fugitive PM2.5	Exhaust PM2.5	PM2.5 Total	Bio- CO2	NBio- CO2	Total CO2	CH4	N2O	CO2e
Year	tons/yr										MT/yr					
2022	6.7700e-003	0.0649	0.0528	1.0000e-004	1.4200e-003	3.1100e-003	4.5400e-003	3.1000e-004	2.8900e-003	3.2000e-003	0.0000	9.0003	9.0003	2.4100e-003	0.0000	9.0605
2023	0.4530	4.6814	3.0133	7.7300e-003	1.5181	0.1956	1.7137	0.6272	0.1803	0.8076	0.0000	679.5841	679.5841	0.2077	0.0000	684.7761
2024	4.1057	11.9384	12.4849	0.0590	4.1493	0.1879	4.3373	1.1001	0.1748	1.2750	0.0000	5,450.9147	5,450.9147	0.3633	0.0000	5,459.9982
2025	10.7548	13.2088	15.4154	0.0703	4.7189	0.2063	4.9252	1.2703	0.1922	1.4625	0.0000	6,485.0719	6,485.0719	0.4313	0.0000	6,495.8532
Maximum	10.7548	13.2088	15.4154	0.0703	4.7189	0.2063	4.9252	1.2703	0.1922	1.4625	0.0000	6,485.0719	6,485.0719	0.4313	0.0000	6,495.8532

Merrill Commerce Center (Phase B Construction - Unmitigated) - San Bernardino-South Coast County, Annual

2.1 Overall Construction**Mitigated Construction**

	ROG	NOx	CO	SO2	Fugitive PM10	Exhaust PM10	PM10 Total	Fugitive PM2.5	Exhaust PM2.5	PM2.5 Total	Bio- CO2	NBio- CO2	Total CO2	CH4	N2O	CO2e
Year	tons/yr										MT/yr					
2022	6.7700e-003	0.0649	0.0528	1.0000e-004	1.1100e-003	3.1100e-003	4.2200e-003	2.6000e-004	2.8900e-003	3.1600e-003	0.0000	9.0003	9.0003	2.4100e-003	0.0000	9.0605
2023	0.4530	4.6814	3.0133	7.7300e-003	0.6081	0.1956	0.8036	0.2489	0.1803	0.4292	0.0000	679.5833	679.5833	0.2077	0.0000	684.7753
2024	4.1057	11.9384	12.4849	0.0590	3.9039	0.1879	4.0919	1.0453	0.1748	1.2201	0.0000	5,450.9139	5,450.9139	0.3633	0.0000	5,459.9975
2025	10.7548	13.2088	15.4154	0.0703	4.7189	0.2063	4.9252	1.2703	0.1922	1.4625	0.0000	6,485.0710	6,485.0710	0.4313	0.0000	6,495.8522
Maximum	10.7548	13.2088	15.4154	0.0703	4.7189	0.2063	4.9252	1.2703	0.1922	1.4625	0.0000	6,485.0710	6,485.0710	0.4313	0.0000	6,495.8522

	ROG	NOx	CO	SO2	Fugitive PM10	Exhaust PM10	PM10 Total	Fugitive PM2.5	Exhaust PM2.5	PM2.5 Total	Bio- CO2	NBio-CO2	Total CO2	CH4	N2O	CO2e
Percent Reduction	0.00	0.00	0.00	0.00	11.13	0.00	10.53	14.45	0.00	12.21	0.00	0.00	0.00	0.00	0.00	0.00

Quarter	Start Date	End Date	Maximum Unmitigated ROG + NOX (tons/quarter)	Maximum Mitigated ROG + NOX (tons/quarter)
1	12-24-2022	3-23-2023	0.7847	0.7847
2	3-24-2023	6-23-2023	1.3344	1.3344
3	6-24-2023	9-23-2023	1.5043	1.5043
4	9-24-2023	12-23-2023	1.4867	1.4867
5	12-24-2023	3-23-2024	2.2372	2.2372
6	3-24-2024	6-23-2024	3.5549	3.5549
7	6-24-2024	9-23-2024	3.6458	3.6458
8	9-24-2024	12-23-2024	6.2326	6.2326

Merrill Commerce Center (Phase B Construction - Unmitigated) - San Bernardino-South Coast County, Annual

9	12-24-2024	3-23-2025	5.9825	5.9825
10	3-24-2025	6-23-2025	6.1068	6.1068
11	6-24-2025	9-23-2025	6.1077	6.1077
12	9-24-2025	9-30-2025	0.4647	0.4647
		Highest	6.2326	6.2326

2.2 Overall Operational

Unmitigated Operational

	ROG	NOx	CO	SO2	Fugitive PM10	Exhaust PM10	PM10 Total	Fugitive PM2.5	Exhaust PM2.5	PM2.5 Total	Bio- CO2	NBio- CO2	Total CO2	CH4	N2O	CO2e
Category	tons/yr										MT/yr					
Area	19.7703	5.6000e-004	0.0617	0.0000		2.2000e-004	2.2000e-004		2.2000e-004	2.2000e-004	0.0000	0.1204	0.1204	3.1000e-004	0.0000	0.1282
Energy	0.0000	0.0000	0.0000	0.0000		0.0000	0.0000		0.0000	0.0000	0.0000	0.0000	0.0000	0.0000	0.0000	0.0000
Mobile	0.0000	0.0000	0.0000	0.0000	0.0000	0.0000	0.0000	0.0000	0.0000	0.0000	0.0000	0.0000	0.0000	0.0000	0.0000	0.0000
Waste						0.0000	0.0000		0.0000	0.0000	0.0000	0.0000	0.0000	0.0000	0.0000	0.0000
Water						0.0000	0.0000		0.0000	0.0000	0.0000	0.0000	0.0000	0.0000	0.0000	0.0000
Total	19.7703	5.6000e-004	0.0617	0.0000	0.0000	2.2000e-004	2.2000e-004	0.0000	2.2000e-004	2.2000e-004	0.0000	0.1204	0.1204	3.1000e-004	0.0000	0.1282

Merrill Commerce Center (Phase B Construction - Unmitigated) - San Bernardino-South Coast County, Annual

2.2 Overall Operational**Mitigated Operational**

	ROG	NOx	CO	SO2	Fugitive PM10	Exhaust PM10	PM10 Total	Fugitive PM2.5	Exhaust PM2.5	PM2.5 Total	Bio- CO2	NBio- CO2	Total CO2	CH4	N2O	CO2e
Category	tons/yr										MT/yr					
Area	19.7703	5.6000e-004	0.0617	0.0000		2.2000e-004	2.2000e-004		2.2000e-004	2.2000e-004	0.0000	0.1204	0.1204	3.1000e-004	0.0000	0.1282
Energy	0.0000	0.0000	0.0000	0.0000		0.0000	0.0000		0.0000	0.0000	0.0000	0.0000	0.0000	0.0000	0.0000	0.0000
Mobile	0.0000	0.0000	0.0000	0.0000	0.0000	0.0000	0.0000	0.0000	0.0000	0.0000	0.0000	0.0000	0.0000	0.0000	0.0000	0.0000
Waste						0.0000	0.0000		0.0000	0.0000	0.0000	0.0000	0.0000	0.0000	0.0000	0.0000
Water						0.0000	0.0000		0.0000	0.0000	0.0000	0.0000	0.0000	0.0000	0.0000	0.0000
Total	19.7703	5.6000e-004	0.0617	0.0000	0.0000	2.2000e-004	2.2000e-004	0.0000	2.2000e-004	2.2000e-004	0.0000	0.1204	0.1204	3.1000e-004	0.0000	0.1282

	ROG	NOx	CO	SO2	Fugitive PM10	Exhaust PM10	PM10 Total	Fugitive PM2.5	Exhaust PM2.5	PM2.5 Total	Bio- CO2	NBio-CO2	Total CO2	CH4	N2O	CO2e
Percent Reduction	0.00	0.00	0.00	0.00	0.00	0.00	0.00	0.00	0.00	0.00	0.00	0.00	0.00	0.00	0.00	0.00

3.0 Construction Detail**Construction Phase**

Merrill Commerce Center (Phase B Construction - Unmitigated) - San Bernardino-South Coast County, Annual

Phase Number	Phase Name	Phase Type	Start Date	End Date	Num Days Week	Num Days	Phase Description
1	Demolition	Demolition	12/24/2022	4/14/2023	5	80	
2	Site Preparation	Site Preparation	4/15/2023	8/4/2023	5	80	
3	Grading	Grading	8/5/2023	2/16/2024	5	140	
4	Building Construction	Building Construction	2/17/2024	12/26/2025	5	485	
5	Paving	Paving	9/21/2024	12/26/2025	5	330	
6	Architectural Coating	Architectural Coating	9/21/2024	12/26/2025	5	330	

Acres of Grading (Site Preparation Phase): 280

Acres of Grading (Grading Phase): 560

Acres of Paving: 16.47

Residential Indoor: 0; Residential Outdoor: 0; Non-Residential Indoor: 7,251,000; Non-Residential Outdoor: 2,417,000; Striped Parking Area: 43,046 (Architectural Coating – sqft)

OffRoad Equipment

Merrill Commerce Center (Phase B Construction - Unmitigated) - San Bernardino-South Coast County, Annual

Phase Name	Offroad Equipment Type	Amount	Usage Hours	Horse Power	Load Factor
Demolition	Concrete/Industrial Saws	1	8.00	81	0.73
Demolition	Excavators	3	8.00	158	0.38
Demolition	Rubber Tired Dozers	2	8.00	247	0.40
Site Preparation	Crawler Tractors	4	8.00	212	0.43
Site Preparation	Rubber Tired Dozers	3	8.00	247	0.40
Site Preparation	Tractors/Loaders/Backhoes	0	8.00	97	0.37
Grading	Crawler Tractors	2	8.00	212	0.43
Grading	Excavators	2	8.00	158	0.38
Grading	Graders	1	8.00	187	0.41
Grading	Rubber Tired Dozers	1	8.00	247	0.40
Grading	Scrapers	2	8.00	367	0.48
Grading	Tractors/Loaders/Backhoes	0	8.00	97	0.37
Building Construction	Cranes	1	8.00	231	0.29
Building Construction	Crawler Tractors	3	8.00	212	0.43
Building Construction	Forklifts	3	8.00	89	0.20
Building Construction	Generator Sets	1	8.00	84	0.74
Building Construction	Tractors/Loaders/Backhoes	0	8.00	97	0.37
Building Construction	Welders	1	8.00	46	0.45
Paving	Pavers	2	8.00	130	0.42
Paving	Paving Equipment	2	8.00	132	0.36
Paving	Rollers	2	8.00	80	0.38
Architectural Coating	Air Compressors	1	8.00	78	0.48

Trips and VMT

Merrill Commerce Center (Phase B Construction - Unmitigated) - San Bernardino-South Coast County, Annual

Phase Name	Offroad Equipment Count	Worker Trip Number	Vendor Trip Number	Hauling Trip Number	Worker Trip Length	Vendor Trip Length	Hauling Trip Length	Worker Vehicle Class	Vendor Vehicle Class	Hauling Vehicle Class
Demolition	6	15.00	0.00	76.00	14.70	6.90	20.00	LD_Mix	HDT_Mix	HHDT
Site Preparation	7	18.00	0.00	0.00	14.70	6.90	20.00	LD_Mix	HDT_Mix	HHDT
Grading	8	20.00	0.00	0.00	14.70	6.90	20.00	LD_Mix	HDT_Mix	HHDT
Building Construction	9	2,332.00	910.00	0.00	14.70	6.90	20.00	LD_Mix	HDT_Mix	HHDT
Paving	6	15.00	0.00	0.00	14.70	6.90	20.00	LD_Mix	HDT_Mix	HHDT
Architectural Coating	1	466.00	0.00	0.00	14.70	6.90	20.00	LD_Mix	HDT_Mix	HHDT

3.1 Mitigation Measures Construction

Water Exposed Area

3.2 Demolition - 2022

Unmitigated Construction On-Site

	ROG	NOx	CO	SO2	Fugitive PM10	Exhaust PM10	PM10 Total	Fugitive PM2.5	Exhaust PM2.5	PM2.5 Total	Bio- CO2	NBio- CO2	Total CO2	CH4	N2O	CO2e
Category	tons/yr										MT/yr					
Fugitive Dust					5.1000e-004	0.0000	5.1000e-004	8.0000e-005	0.0000	8.0000e-005	0.0000	0.0000	0.0000	0.0000	0.0000	0.0000
Off-Road	6.6000e-003	0.0643	0.0515	1.0000e-004		3.1100e-003	3.1100e-003		2.8900e-003	2.8900e-003	0.0000	8.4976	8.4976	2.3900e-003	0.0000	8.5572
Total	6.6000e-003	0.0643	0.0515	1.0000e-004	5.1000e-004	3.1100e-003	3.6200e-003	8.0000e-005	2.8900e-003	2.9700e-003	0.0000	8.4976	8.4976	2.3900e-003	0.0000	8.5572

Merrill Commerce Center (Phase B Construction - Unmitigated) - San Bernardino-South Coast County, Annual

3.2 Demolition - 2022**Unmitigated Construction Off-Site**

	ROG	NOx	CO	SO2	Fugitive PM10	Exhaust PM10	PM10 Total	Fugitive PM2.5	Exhaust PM2.5	PM2.5 Total	Bio- CO2	NBio- CO2	Total CO2	CH4	N2O	CO2e
Category	tons/yr										MT/yr					
Hauling	1.0000e-005	5.1000e-004	9.0000e-005	0.0000	5.0000e-004	0.0000	5.0000e-004	1.2000e-004	0.0000	1.3000e-004	0.0000	0.1739	0.1739	1.0000e-005	0.0000	0.1741
Vendor	0.0000	0.0000	0.0000	0.0000	0.0000	0.0000	0.0000	0.0000	0.0000	0.0000	0.0000	0.0000	0.0000	0.0000	0.0000	0.0000
Worker	1.6000e-004	1.2000e-004	1.2300e-003	0.0000	4.1000e-004	0.0000	4.1000e-004	1.1000e-004	0.0000	1.1000e-004	0.0000	0.3289	0.3289	1.0000e-005	0.0000	0.3291
Total	1.7000e-004	6.3000e-004	1.3200e-003	0.0000	9.1000e-004	0.0000	9.1000e-004	2.3000e-004	0.0000	2.4000e-004	0.0000	0.5028	0.5028	2.0000e-005	0.0000	0.5032

Mitigated Construction On-Site

	ROG	NOx	CO	SO2	Fugitive PM10	Exhaust PM10	PM10 Total	Fugitive PM2.5	Exhaust PM2.5	PM2.5 Total	Bio- CO2	NBio- CO2	Total CO2	CH4	N2O	CO2e
Category	tons/yr										MT/yr					
Fugitive Dust					2.0000e-004	0.0000	2.0000e-004	3.0000e-005	0.0000	3.0000e-005	0.0000	0.0000	0.0000	0.0000	0.0000	0.0000
Off-Road	6.6000e-003	0.0643	0.0515	1.0000e-004		3.1100e-003	3.1100e-003		2.8900e-003	2.8900e-003	0.0000	8.4976	8.4976	2.3900e-003	0.0000	8.5572
Total	6.6000e-003	0.0643	0.0515	1.0000e-004	2.0000e-004	3.1100e-003	3.3100e-003	3.0000e-005	2.8900e-003	2.9200e-003	0.0000	8.4976	8.4976	2.3900e-003	0.0000	8.5572

Merrill Commerce Center (Phase B Construction - Unmitigated) - San Bernardino-South Coast County, Annual

3.2 Demolition - 2022**Mitigated Construction Off-Site**

	ROG	NOx	CO	SO2	Fugitive PM10	Exhaust PM10	PM10 Total	Fugitive PM2.5	Exhaust PM2.5	PM2.5 Total	Bio- CO2	NBio- CO2	Total CO2	CH4	N2O	CO2e
Category	tons/yr										MT/yr					
Hauling	1.0000e-005	5.1000e-004	9.0000e-005	0.0000	5.0000e-004	0.0000	5.0000e-004	1.2000e-004	0.0000	1.3000e-004	0.0000	0.1739	0.1739	1.0000e-005	0.0000	0.1741
Vendor	0.0000	0.0000	0.0000	0.0000	0.0000	0.0000	0.0000	0.0000	0.0000	0.0000	0.0000	0.0000	0.0000	0.0000	0.0000	0.0000
Worker	1.6000e-004	1.2000e-004	1.2300e-003	0.0000	4.1000e-004	0.0000	4.1000e-004	1.1000e-004	0.0000	1.1000e-004	0.0000	0.3289	0.3289	1.0000e-005	0.0000	0.3291
Total	1.7000e-004	6.3000e-004	1.3200e-003	0.0000	9.1000e-004	0.0000	9.1000e-004	2.3000e-004	0.0000	2.4000e-004	0.0000	0.5028	0.5028	2.0000e-005	0.0000	0.5032

3.2 Demolition - 2023**Unmitigated Construction On-Site**

	ROG	NOx	CO	SO2	Fugitive PM10	Exhaust PM10	PM10 Total	Fugitive PM2.5	Exhaust PM2.5	PM2.5 Total	Bio- CO2	NBio- CO2	Total CO2	CH4	N2O	CO2e
Category	tons/yr										MT/yr					
Fugitive Dust					7.6800e-003	0.0000	7.6800e-003	1.1600e-003	0.0000	1.1600e-003	0.0000	0.0000	0.0000	0.0000	0.0000	0.0000
Off-Road	0.0851	0.8057	0.7366	1.4600e-003		0.0374	0.0374		0.0348	0.0348	0.0000	127.4703	127.4703	0.0357	0.0000	128.3627
Total	0.0851	0.8057	0.7366	1.4600e-003	7.6800e-003	0.0374	0.0451	1.1600e-003	0.0348	0.0360	0.0000	127.4703	127.4703	0.0357	0.0000	128.3627

Merrill Commerce Center (Phase B Construction - Unmitigated) - San Bernardino-South Coast County, Annual

3.2 Demolition - 2023**Unmitigated Construction Off-Site**

	ROG	NOx	CO	SO2	Fugitive PM10	Exhaust PM10	PM10 Total	Fugitive PM2.5	Exhaust PM2.5	PM2.5 Total	Bio- CO2	NBio- CO2	Total CO2	CH4	N2O	CO2e
Category	tons/yr										MT/yr					
Hauling	1.4000e-004	5.0700e-003	1.1200e-003	3.0000e-005	6.4000e-004	1.0000e-005	6.5000e-004	1.8000e-004	1.0000e-005	1.8000e-004	0.0000	2.5194	2.5194	1.2000e-004	0.0000	2.5224
Vendor	0.0000	0.0000	0.0000	0.0000	0.0000	0.0000	0.0000	0.0000	0.0000	0.0000	0.0000	0.0000	0.0000	0.0000	0.0000	0.0000
Worker	2.2700e-003	1.5800e-003	0.0169	5.0000e-005	6.1700e-003	4.0000e-005	6.2100e-003	1.6400e-003	3.0000e-005	1.6700e-003	0.0000	4.7485	4.7485	1.2000e-004	0.0000	4.7514
Total	2.4100e-003	6.6500e-003	0.0180	8.0000e-005	6.8100e-003	5.0000e-005	6.8600e-003	1.8200e-003	4.0000e-005	1.8500e-003	0.0000	7.2679	7.2679	2.4000e-004	0.0000	7.2738

Mitigated Construction On-Site

	ROG	NOx	CO	SO2	Fugitive PM10	Exhaust PM10	PM10 Total	Fugitive PM2.5	Exhaust PM2.5	PM2.5 Total	Bio- CO2	NBio- CO2	Total CO2	CH4	N2O	CO2e
Category	tons/yr										MT/yr					
Fugitive Dust					2.9900e-003	0.0000	2.9900e-003	4.5000e-004	0.0000	4.5000e-004	0.0000	0.0000	0.0000	0.0000	0.0000	0.0000
Off-Road	0.0851	0.8057	0.7366	1.4600e-003		0.0374	0.0374		0.0348	0.0348	0.0000	127.4701	127.4701	0.0357	0.0000	128.3626
Total	0.0851	0.8057	0.7366	1.4600e-003	2.9900e-003	0.0374	0.0404	4.5000e-004	0.0348	0.0353	0.0000	127.4701	127.4701	0.0357	0.0000	128.3626

Merrill Commerce Center (Phase B Construction - Unmitigated) - San Bernardino-South Coast County, Annual

3.2 Demolition - 2023**Mitigated Construction Off-Site**

	ROG	NOx	CO	SO2	Fugitive PM10	Exhaust PM10	PM10 Total	Fugitive PM2.5	Exhaust PM2.5	PM2.5 Total	Bio- CO2	NBio- CO2	Total CO2	CH4	N2O	CO2e
Category	tons/yr										MT/yr					
Hauling	1.4000e-004	5.0700e-003	1.1200e-003	3.0000e-005	6.4000e-004	1.0000e-005	6.5000e-004	1.8000e-004	1.0000e-005	1.8000e-004	0.0000	2.5194	2.5194	1.2000e-004	0.0000	2.5224
Vendor	0.0000	0.0000	0.0000	0.0000	0.0000	0.0000	0.0000	0.0000	0.0000	0.0000	0.0000	0.0000	0.0000	0.0000	0.0000	0.0000
Worker	2.2700e-003	1.5800e-003	0.0169	5.0000e-005	6.1700e-003	4.0000e-005	6.2100e-003	1.6400e-003	3.0000e-005	1.6700e-003	0.0000	4.7485	4.7485	1.2000e-004	0.0000	4.7514
Total	2.4100e-003	6.6500e-003	0.0180	8.0000e-005	6.8100e-003	5.0000e-005	6.8600e-003	1.8200e-003	4.0000e-005	1.8500e-003	0.0000	7.2679	7.2679	2.4000e-004	0.0000	7.2738

3.3 Site Preparation - 2023**Unmitigated Construction On-Site**

	ROG	NOx	CO	SO2	Fugitive PM10	Exhaust PM10	PM10 Total	Fugitive PM2.5	Exhaust PM2.5	PM2.5 Total	Bio- CO2	NBio- CO2	Total CO2	CH4	N2O	CO2e
Category	tons/yr										MT/yr					
Fugitive Dust					0.8711	0.0000	0.8711	0.4133	0.0000	0.4133	0.0000	0.0000	0.0000	0.0000	0.0000	0.0000
Off-Road	0.1532	1.6752	0.7318	2.2800e-003		0.0703	0.0703		0.0647	0.0647	0.0000	200.0919	200.0919	0.0647	0.0000	201.7097
Total	0.1532	1.6752	0.7318	2.2800e-003	0.8711	0.0703	0.9414	0.4133	0.0647	0.4779	0.0000	200.0919	200.0919	0.0647	0.0000	201.7097

Merrill Commerce Center (Phase B Construction - Unmitigated) - San Bernardino-South Coast County, Annual

3.3 Site Preparation - 2023**Unmitigated Construction Off-Site**

	ROG	NOx	CO	SO2	Fugitive PM10	Exhaust PM10	PM10 Total	Fugitive PM2.5	Exhaust PM2.5	PM2.5 Total	Bio- CO2	NBio- CO2	Total CO2	CH4	N2O	CO2e
Category	tons/yr										MT/yr					
Hauling	0.0000	0.0000	0.0000	0.0000	0.0000	0.0000	0.0000	0.0000	0.0000	0.0000	0.0000	0.0000	0.0000	0.0000	0.0000	0.0000
Vendor	0.0000	0.0000	0.0000	0.0000	0.0000	0.0000	0.0000	0.0000	0.0000	0.0000	0.0000	0.0000	0.0000	0.0000	0.0000	0.0000
Worker	2.9000e-003	2.0300e-003	0.0216	7.0000e-005	7.8900e-003	5.0000e-005	7.9400e-003	2.1000e-003	4.0000e-005	2.1400e-003	0.0000	6.0781	6.0781	1.5000e-004	0.0000	6.0818
Total	2.9000e-003	2.0300e-003	0.0216	7.0000e-005	7.8900e-003	5.0000e-005	7.9400e-003	2.1000e-003	4.0000e-005	2.1400e-003	0.0000	6.0781	6.0781	1.5000e-004	0.0000	6.0818

Mitigated Construction On-Site

	ROG	NOx	CO	SO2	Fugitive PM10	Exhaust PM10	PM10 Total	Fugitive PM2.5	Exhaust PM2.5	PM2.5 Total	Bio- CO2	NBio- CO2	Total CO2	CH4	N2O	CO2e
Category	tons/yr										MT/yr					
Fugitive Dust					0.3397	0.0000	0.3397	0.1612	0.0000	0.1612	0.0000	0.0000	0.0000	0.0000	0.0000	0.0000
Off-Road	0.1532	1.6752	0.7318	2.2800e-003		0.0703	0.0703		0.0647	0.0647	0.0000	200.0917	200.0917	0.0647	0.0000	201.7095
Total	0.1532	1.6752	0.7318	2.2800e-003	0.3397	0.0703	0.4101	0.1612	0.0647	0.2259	0.0000	200.0917	200.0917	0.0647	0.0000	201.7095

Merrill Commerce Center (Phase B Construction - Unmitigated) - San Bernardino-South Coast County, Annual

3.3 Site Preparation - 2023**Mitigated Construction Off-Site**

	ROG	NOx	CO	SO2	Fugitive PM10	Exhaust PM10	PM10 Total	Fugitive PM2.5	Exhaust PM2.5	PM2.5 Total	Bio- CO2	NBio- CO2	Total CO2	CH4	N2O	CO2e
Category	tons/yr										MT/yr					
Hauling	0.0000	0.0000	0.0000	0.0000	0.0000	0.0000	0.0000	0.0000	0.0000	0.0000	0.0000	0.0000	0.0000	0.0000	0.0000	0.0000
Vendor	0.0000	0.0000	0.0000	0.0000	0.0000	0.0000	0.0000	0.0000	0.0000	0.0000	0.0000	0.0000	0.0000	0.0000	0.0000	0.0000
Worker	2.9000e-003	2.0300e-003	0.0216	7.0000e-005	7.8900e-003	5.0000e-005	7.9400e-003	2.1000e-003	4.0000e-005	2.1400e-003	0.0000	6.0781	6.0781	1.5000e-004	0.0000	6.0818
Total	2.9000e-003	2.0300e-003	0.0216	7.0000e-005	7.8900e-003	5.0000e-005	7.9400e-003	2.1000e-003	4.0000e-005	2.1400e-003	0.0000	6.0781	6.0781	1.5000e-004	0.0000	6.0818

3.4 Grading - 2023**Unmitigated Construction On-Site**

	ROG	NOx	CO	SO2	Fugitive PM10	Exhaust PM10	PM10 Total	Fugitive PM2.5	Exhaust PM2.5	PM2.5 Total	Bio- CO2	NBio- CO2	Total CO2	CH4	N2O	CO2e
Category	tons/yr										MT/yr					
Fugitive Dust					0.6131	0.0000	0.6131	0.2059	0.0000	0.2059	0.0000	0.0000	0.0000	0.0000	0.0000	0.0000
Off-Road	0.2051	2.1889	1.4740	3.7500e-003		0.0877	0.0877		0.0807	0.0807	0.0000	329.8121	329.8121	0.1067	0.0000	332.4788
Total	0.2051	2.1889	1.4740	3.7500e-003	0.6131	0.0877	0.7008	0.2059	0.0807	0.2865	0.0000	329.8121	329.8121	0.1067	0.0000	332.4788

Merrill Commerce Center (Phase B Construction - Unmitigated) - San Bernardino-South Coast County, Annual

3.4 Grading - 2023**Unmitigated Construction Off-Site**

	ROG	NOx	CO	SO2	Fugitive PM10	Exhaust PM10	PM10 Total	Fugitive PM2.5	Exhaust PM2.5	PM2.5 Total	Bio- CO2	NBio- CO2	Total CO2	CH4	N2O	CO2e
Category	tons/yr										MT/yr					
Hauling	0.0000	0.0000	0.0000	0.0000	0.0000	0.0000	0.0000	0.0000	0.0000	0.0000	0.0000	0.0000	0.0000	0.0000	0.0000	0.0000
Vendor	0.0000	0.0000	0.0000	0.0000	0.0000	0.0000	0.0000	0.0000	0.0000	0.0000	0.0000	0.0000	0.0000	0.0000	0.0000	0.0000
Worker	4.2300e-003	2.9600e-003	0.0315	1.0000e-004	0.0115	7.0000e-005	0.0116	3.0600e-003	7.0000e-005	3.1200e-003	0.0000	8.8639	8.8639	2.1000e-004	0.0000	8.8693
Total	4.2300e-003	2.9600e-003	0.0315	1.0000e-004	0.0115	7.0000e-005	0.0116	3.0600e-003	7.0000e-005	3.1200e-003	0.0000	8.8639	8.8639	2.1000e-004	0.0000	8.8693

Mitigated Construction On-Site

	ROG	NOx	CO	SO2	Fugitive PM10	Exhaust PM10	PM10 Total	Fugitive PM2.5	Exhaust PM2.5	PM2.5 Total	Bio- CO2	NBio- CO2	Total CO2	CH4	N2O	CO2e
Category	tons/yr										MT/yr					
Fugitive Dust					0.2391	0.0000	0.2391	0.0803	0.0000	0.0803	0.0000	0.0000	0.0000	0.0000	0.0000	0.0000
Off-Road	0.2051	2.1889	1.4740	3.7500e-003		0.0877	0.0877		0.0807	0.0807	0.0000	329.8117	329.8117	0.1067	0.0000	332.4784
Total	0.2051	2.1889	1.4740	3.7500e-003	0.2391	0.0877	0.3268	0.0803	0.0807	0.1610	0.0000	329.8117	329.8117	0.1067	0.0000	332.4784

Merrill Commerce Center (Phase B Construction - Unmitigated) - San Bernardino-South Coast County, Annual

3.4 Grading - 2023**Mitigated Construction Off-Site**

	ROG	NOx	CO	SO2	Fugitive PM10	Exhaust PM10	PM10 Total	Fugitive PM2.5	Exhaust PM2.5	PM2.5 Total	Bio- CO2	NBio- CO2	Total CO2	CH4	N2O	CO2e
Category	tons/yr										MT/yr					
Hauling	0.0000	0.0000	0.0000	0.0000	0.0000	0.0000	0.0000	0.0000	0.0000	0.0000	0.0000	0.0000	0.0000	0.0000	0.0000	0.0000
Vendor	0.0000	0.0000	0.0000	0.0000	0.0000	0.0000	0.0000	0.0000	0.0000	0.0000	0.0000	0.0000	0.0000	0.0000	0.0000	0.0000
Worker	4.2300e-003	2.9600e-003	0.0315	1.0000e-004	0.0115	7.0000e-005	0.0116	3.0600e-003	7.0000e-005	3.1200e-003	0.0000	8.8639	8.8639	2.1000e-004	0.0000	8.8693
Total	4.2300e-003	2.9600e-003	0.0315	1.0000e-004	0.0115	7.0000e-005	0.0116	3.0600e-003	7.0000e-005	3.1200e-003	0.0000	8.8639	8.8639	2.1000e-004	0.0000	8.8693

3.4 Grading - 2024**Unmitigated Construction On-Site**

	ROG	NOx	CO	SO2	Fugitive PM10	Exhaust PM10	PM10 Total	Fugitive PM2.5	Exhaust PM2.5	PM2.5 Total	Bio- CO2	NBio- CO2	Total CO2	CH4	N2O	CO2e
Category	tons/yr										MT/yr					
Fugitive Dust					0.4023	0.0000	0.4023	0.0900	0.0000	0.0900	0.0000	0.0000	0.0000	0.0000	0.0000	0.0000
Off-Road	0.0661	0.6821	0.4840	1.2500e-003		0.0275	0.0275		0.0253	0.0253	0.0000	109.9159	109.9159	0.0356	0.0000	110.8046
Total	0.0661	0.6821	0.4840	1.2500e-003	0.4023	0.0275	0.4298	0.0900	0.0253	0.1153	0.0000	109.9159	109.9159	0.0356	0.0000	110.8046

Merrill Commerce Center (Phase B Construction - Unmitigated) - San Bernardino-South Coast County, Annual

3.4 Grading - 2024**Unmitigated Construction Off-Site**

	ROG	NOx	CO	SO2	Fugitive PM10	Exhaust PM10	PM10 Total	Fugitive PM2.5	Exhaust PM2.5	PM2.5 Total	Bio- CO2	NBio- CO2	Total CO2	CH4	N2O	CO2e
Category	tons/yr										MT/yr					
Hauling	0.0000	0.0000	0.0000	0.0000	0.0000	0.0000	0.0000	0.0000	0.0000	0.0000	0.0000	0.0000	0.0000	0.0000	0.0000	0.0000
Vendor	0.0000	0.0000	0.0000	0.0000	0.0000	0.0000	0.0000	0.0000	0.0000	0.0000	0.0000	0.0000	0.0000	0.0000	0.0000	0.0000
Worker	1.3300e-003	8.9000e-004	9.7600e-003	3.0000e-005	3.8400e-003	2.0000e-005	3.8600e-003	1.0200e-003	2.0000e-005	1.0400e-003	0.0000	2.8588	2.8588	7.0000e-005	0.0000	2.8604
Total	1.3300e-003	8.9000e-004	9.7600e-003	3.0000e-005	3.8400e-003	2.0000e-005	3.8600e-003	1.0200e-003	2.0000e-005	1.0400e-003	0.0000	2.8588	2.8588	7.0000e-005	0.0000	2.8604

Mitigated Construction On-Site

	ROG	NOx	CO	SO2	Fugitive PM10	Exhaust PM10	PM10 Total	Fugitive PM2.5	Exhaust PM2.5	PM2.5 Total	Bio- CO2	NBio- CO2	Total CO2	CH4	N2O	CO2e
Category	tons/yr										MT/yr					
Fugitive Dust					0.1569	0.0000	0.1569	0.0351	0.0000	0.0351	0.0000	0.0000	0.0000	0.0000	0.0000	0.0000
Off-Road	0.0661	0.6821	0.4840	1.2500e-003		0.0275	0.0275		0.0253	0.0253	0.0000	109.9158	109.9158	0.0356	0.0000	110.8045
Total	0.0661	0.6821	0.4840	1.2500e-003	0.1569	0.0275	0.1844	0.0351	0.0253	0.0604	0.0000	109.9158	109.9158	0.0356	0.0000	110.8045

Merrill Commerce Center (Phase B Construction - Unmitigated) - San Bernardino-South Coast County, Annual

3.4 Grading - 2024**Mitigated Construction Off-Site**

	ROG	NOx	CO	SO2	Fugitive PM10	Exhaust PM10	PM10 Total	Fugitive PM2.5	Exhaust PM2.5	PM2.5 Total	Bio- CO2	NBio- CO2	Total CO2	CH4	N2O	CO2e
Category	tons/yr										MT/yr					
Hauling	0.0000	0.0000	0.0000	0.0000	0.0000	0.0000	0.0000	0.0000	0.0000	0.0000	0.0000	0.0000	0.0000	0.0000	0.0000	0.0000
Vendor	0.0000	0.0000	0.0000	0.0000	0.0000	0.0000	0.0000	0.0000	0.0000	0.0000	0.0000	0.0000	0.0000	0.0000	0.0000	0.0000
Worker	1.3300e-003	8.9000e-004	9.7600e-003	3.0000e-005	3.8400e-003	2.0000e-005	3.8600e-003	1.0200e-003	2.0000e-005	1.0400e-003	0.0000	2.8588	2.8588	7.0000e-005	0.0000	2.8604
Total	1.3300e-003	8.9000e-004	9.7600e-003	3.0000e-005	3.8400e-003	2.0000e-005	3.8600e-003	1.0200e-003	2.0000e-005	1.0400e-003	0.0000	2.8588	2.8588	7.0000e-005	0.0000	2.8604

3.5 Building Construction - 2024**Unmitigated Construction On-Site**

	ROG	NOx	CO	SO2	Fugitive PM10	Exhaust PM10	PM10 Total	Fugitive PM2.5	Exhaust PM2.5	PM2.5 Total	Bio- CO2	NBio- CO2	Total CO2	CH4	N2O	CO2e
Category	tons/yr										MT/yr					
Off-Road	0.2732	2.7608	1.9440	4.8800e-003		0.1146	0.1146		0.1069	0.1069	0.0000	423.1227	423.1227	0.1140	0.0000	425.9718
Total	0.2732	2.7608	1.9440	4.8800e-003		0.1146	0.1146		0.1069	0.1069	0.0000	423.1227	423.1227	0.1140	0.0000	425.9718

Merrill Commerce Center (Phase B Construction - Unmitigated) - San Bernardino-South Coast County, Annual

3.5 Building Construction - 2024**Unmitigated Construction Off-Site**

	ROG	NOx	CO	SO2	Fugitive PM10	Exhaust PM10	PM10 Total	Fugitive PM2.5	Exhaust PM2.5	PM2.5 Total	Bio- CO2	NBio- CO2	Total CO2	CH4	N2O	CO2e
Category	tons/yr										MT/yr					
Hauling	0.0000	0.0000	0.0000	0.0000	0.0000	0.0000	0.0000	0.0000	0.0000	0.0000	0.0000	0.0000	0.0000	0.0000	0.0000	0.0000
Vendor	0.1899	7.3743	1.5714	0.0264	0.6512	7.1400e-003	0.6583	0.1879	6.8200e-003	0.1948	0.0000	2,527.3186	2,527.3186	0.1371	0.0000	2,530.7461
Worker	1.0053	0.6748	7.3796	0.0239	2.9022	0.0177	2.9199	0.7708	0.0163	0.7871	0.0000	2,161.9113	2,161.9113	0.0494	0.0000	2,163.1468
Total	1.1952	8.0491	8.9510	0.0503	3.5533	0.0249	3.5781	0.9587	0.0231	0.9818	0.0000	4,689.2298	4,689.2298	0.1865	0.0000	4,693.8929

Mitigated Construction On-Site

	ROG	NOx	CO	SO2	Fugitive PM10	Exhaust PM10	PM10 Total	Fugitive PM2.5	Exhaust PM2.5	PM2.5 Total	Bio- CO2	NBio- CO2	Total CO2	CH4	N2O	CO2e
Category	tons/yr										MT/yr					
Off-Road	0.2732	2.7608	1.9440	4.8800e-003		0.1146	0.1146		0.1069	0.1069	0.0000	423.1222	423.1222	0.1140	0.0000	425.9713
Total	0.2732	2.7608	1.9440	4.8800e-003		0.1146	0.1146		0.1069	0.1069	0.0000	423.1222	423.1222	0.1140	0.0000	425.9713

Merrill Commerce Center (Phase B Construction - Unmitigated) - San Bernardino-South Coast County, Annual

3.5 Building Construction - 2024**Mitigated Construction Off-Site**

	ROG	NOx	CO	SO2	Fugitive PM10	Exhaust PM10	PM10 Total	Fugitive PM2.5	Exhaust PM2.5	PM2.5 Total	Bio- CO2	NBio- CO2	Total CO2	CH4	N2O	CO2e
Category	tons/yr										MT/yr					
Hauling	0.0000	0.0000	0.0000	0.0000	0.0000	0.0000	0.0000	0.0000	0.0000	0.0000	0.0000	0.0000	0.0000	0.0000	0.0000	0.0000
Vendor	0.1899	7.3743	1.5714	0.0264	0.6512	7.1400e-003	0.6583	0.1879	6.8200e-003	0.1948	0.0000	2,527.3186	2,527.3186	0.1371	0.0000	2,530.7461
Worker	1.0053	0.6748	7.3796	0.0239	2.9022	0.0177	2.9199	0.7708	0.0163	0.7871	0.0000	2,161.9113	2,161.9113	0.0494	0.0000	2,163.1468
Total	1.1952	8.0491	8.9510	0.0503	3.5533	0.0249	3.5781	0.9587	0.0231	0.9818	0.0000	4,689.2298	4,689.2298	0.1865	0.0000	4,693.8929

3.5 Building Construction - 2025**Unmitigated Construction On-Site**

	ROG	NOx	CO	SO2	Fugitive PM10	Exhaust PM10	PM10 Total	Fugitive PM2.5	Exhaust PM2.5	PM2.5 Total	Bio- CO2	NBio- CO2	Total CO2	CH4	N2O	CO2e
Category	tons/yr										MT/yr					
Off-Road	0.2813	2.7392	2.1621	5.5500e-003		0.1117	0.1117		0.1042	0.1042	0.0000	480.7739	480.7739	0.1291	0.0000	484.0004
Total	0.2813	2.7392	2.1621	5.5500e-003		0.1117	0.1117		0.1042	0.1042	0.0000	480.7739	480.7739	0.1291	0.0000	484.0004

Merrill Commerce Center (Phase B Construction - Unmitigated) - San Bernardino-South Coast County, Annual

3.5 Building Construction - 2025**Unmitigated Construction Off-Site**

	ROG	NOx	CO	SO2	Fugitive PM10	Exhaust PM10	PM10 Total	Fugitive PM2.5	Exhaust PM2.5	PM2.5 Total	Bio- CO2	NBio- CO2	Total CO2	CH4	N2O	CO2e
Category	tons/yr										MT/yr					
Hauling	0.0000	0.0000	0.0000	0.0000	0.0000	0.0000	0.0000	0.0000	0.0000	0.0000	0.0000	0.0000	0.0000	0.0000	0.0000	0.0000
Vendor	0.2102	8.3249	1.7152	0.0298	0.7401	8.0000e-003	0.7481	0.2136	7.6500e-003	0.2212	0.0000	2,855.8679	2,855.8679	0.1550	0.0000	2,859.7434
Worker	1.0790	0.6969	7.7483	0.0261	3.2985	0.0197	3.3182	0.8760	0.0181	0.8942	0.0000	2,359.5776	2,359.5776	0.0508	0.0000	2,360.8470
Total	1.2891	9.0218	9.4635	0.0559	4.0386	0.0277	4.0663	1.0896	0.0258	1.1154	0.0000	5,215.4455	5,215.4455	0.2058	0.0000	5,220.5905

Mitigated Construction On-Site

	ROG	NOx	CO	SO2	Fugitive PM10	Exhaust PM10	PM10 Total	Fugitive PM2.5	Exhaust PM2.5	PM2.5 Total	Bio- CO2	NBio- CO2	Total CO2	CH4	N2O	CO2e
Category	tons/yr										MT/yr					
Off-Road	0.2813	2.7392	2.1621	5.5500e-003		0.1117	0.1117		0.1042	0.1042	0.0000	480.7733	480.7733	0.1291	0.0000	483.9998
Total	0.2813	2.7392	2.1621	5.5500e-003		0.1117	0.1117		0.1042	0.1042	0.0000	480.7733	480.7733	0.1291	0.0000	483.9998

Merrill Commerce Center (Phase B Construction - Unmitigated) - San Bernardino-South Coast County, Annual

3.5 Building Construction - 2025**Mitigated Construction Off-Site**

	ROG	NOx	CO	SO2	Fugitive PM10	Exhaust PM10	PM10 Total	Fugitive PM2.5	Exhaust PM2.5	PM2.5 Total	Bio- CO2	NBio- CO2	Total CO2	CH4	N2O	CO2e
Category	tons/yr										MT/yr					
Hauling	0.0000	0.0000	0.0000	0.0000	0.0000	0.0000	0.0000	0.0000	0.0000	0.0000	0.0000	0.0000	0.0000	0.0000	0.0000	0.0000
Vendor	0.2102	8.3249	1.7152	0.0298	0.7401	8.0000e-003	0.7481	0.2136	7.6500e-003	0.2212	0.0000	2,855.8679	2,855.8679	0.1550	0.0000	2,859.7434
Worker	1.0790	0.6969	7.7483	0.0261	3.2985	0.0197	3.3182	0.8760	0.0181	0.8942	0.0000	2,359.5776	2,359.5776	0.0508	0.0000	2,360.8470
Total	1.2891	9.0218	9.4635	0.0559	4.0386	0.0277	4.0663	1.0896	0.0258	1.1154	0.0000	5,215.4455	5,215.4455	0.2058	0.0000	5,220.5905

3.6 Paving - 2024**Unmitigated Construction On-Site**

	ROG	NOx	CO	SO2	Fugitive PM10	Exhaust PM10	PM10 Total	Fugitive PM2.5	Exhaust PM2.5	PM2.5 Total	Bio- CO2	NBio- CO2	Total CO2	CH4	N2O	CO2e
Category	tons/yr										MT/yr					
Off-Road	0.0356	0.3429	0.5265	8.2000e-004		0.0169	0.0169		0.0155	0.0155	0.0000	72.0955	72.0955	0.0233	0.0000	72.6784
Paving	4.7100e-003					0.0000	0.0000		0.0000	0.0000	0.0000	0.0000	0.0000	0.0000	0.0000	0.0000
Total	0.0403	0.3429	0.5265	8.2000e-004		0.0169	0.0169		0.0155	0.0155	0.0000	72.0955	72.0955	0.0233	0.0000	72.6784

Merrill Commerce Center (Phase B Construction - Unmitigated) - San Bernardino-South Coast County, Annual

3.6 Paving - 2024**Unmitigated Construction Off-Site**

	ROG	NOx	CO	SO2	Fugitive PM10	Exhaust PM10	PM10 Total	Fugitive PM2.5	Exhaust PM2.5	PM2.5 Total	Bio- CO2	NBio- CO2	Total CO2	CH4	N2O	CO2e
Category	tons/yr										MT/yr					
Hauling	0.0000	0.0000	0.0000	0.0000	0.0000	0.0000	0.0000	0.0000	0.0000	0.0000	0.0000	0.0000	0.0000	0.0000	0.0000	0.0000
Vendor	0.0000	0.0000	0.0000	0.0000	0.0000	0.0000	0.0000	0.0000	0.0000	0.0000	0.0000	0.0000	0.0000	0.0000	0.0000	0.0000
Worker	2.0500e-003	1.3800e-003	0.0151	5.0000e-005	5.9200e-003	4.0000e-005	5.9600e-003	1.5700e-003	3.0000e-005	1.6100e-003	0.0000	4.4107	4.4107	1.0000e-004	0.0000	4.4132
Total	2.0500e-003	1.3800e-003	0.0151	5.0000e-005	5.9200e-003	4.0000e-005	5.9600e-003	1.5700e-003	3.0000e-005	1.6100e-003	0.0000	4.4107	4.4107	1.0000e-004	0.0000	4.4132

Mitigated Construction On-Site

	ROG	NOx	CO	SO2	Fugitive PM10	Exhaust PM10	PM10 Total	Fugitive PM2.5	Exhaust PM2.5	PM2.5 Total	Bio- CO2	NBio- CO2	Total CO2	CH4	N2O	CO2e
Category	tons/yr										MT/yr					
Off-Road	0.0356	0.3429	0.5265	8.2000e-004		0.0169	0.0169		0.0155	0.0155	0.0000	72.0954	72.0954	0.0233	0.0000	72.6784
Paving	4.7100e-003					0.0000	0.0000		0.0000	0.0000	0.0000	0.0000	0.0000	0.0000	0.0000	0.0000
Total	0.0403	0.3429	0.5265	8.2000e-004		0.0169	0.0169		0.0155	0.0155	0.0000	72.0954	72.0954	0.0233	0.0000	72.6784

Merrill Commerce Center (Phase B Construction - Unmitigated) - San Bernardino-South Coast County, Annual

3.6 Paving - 2024**Mitigated Construction Off-Site**

	ROG	NOx	CO	SO2	Fugitive PM10	Exhaust PM10	PM10 Total	Fugitive PM2.5	Exhaust PM2.5	PM2.5 Total	Bio- CO2	NBio- CO2	Total CO2	CH4	N2O	CO2e
Category	tons/yr										MT/yr					
Hauling	0.0000	0.0000	0.0000	0.0000	0.0000	0.0000	0.0000	0.0000	0.0000	0.0000	0.0000	0.0000	0.0000	0.0000	0.0000	0.0000
Vendor	0.0000	0.0000	0.0000	0.0000	0.0000	0.0000	0.0000	0.0000	0.0000	0.0000	0.0000	0.0000	0.0000	0.0000	0.0000	0.0000
Worker	2.0500e-003	1.3800e-003	0.0151	5.0000e-005	5.9200e-003	4.0000e-005	5.9600e-003	1.5700e-003	3.0000e-005	1.6100e-003	0.0000	4.4107	4.4107	1.0000e-004	0.0000	4.4132
Total	2.0500e-003	1.3800e-003	0.0151	5.0000e-005	5.9200e-003	4.0000e-005	5.9600e-003	1.5700e-003	3.0000e-005	1.6100e-003	0.0000	4.4107	4.4107	1.0000e-004	0.0000	4.4132

3.6 Paving - 2025**Unmitigated Construction On-Site**

	ROG	NOx	CO	SO2	Fugitive PM10	Exhaust PM10	PM10 Total	Fugitive PM2.5	Exhaust PM2.5	PM2.5 Total	Bio- CO2	NBio- CO2	Total CO2	CH4	N2O	CO2e
Category	tons/yr										MT/yr					
Off-Road	0.1181	1.1070	1.8806	2.9400e-003		0.0540	0.0540		0.0497	0.0497	0.0000	258.2484	258.2484	0.0835	0.0000	260.3365
Paving	0.0169					0.0000	0.0000		0.0000	0.0000	0.0000	0.0000	0.0000	0.0000	0.0000	0.0000
Total	0.1349	1.1070	1.8806	2.9400e-003		0.0540	0.0540		0.0497	0.0497	0.0000	258.2484	258.2484	0.0835	0.0000	260.3365

Merrill Commerce Center (Phase B Construction - Unmitigated) - San Bernardino-South Coast County, Annual

3.6 Paving - 2025**Unmitigated Construction Off-Site**

	ROG	NOx	CO	SO2	Fugitive PM10	Exhaust PM10	PM10 Total	Fugitive PM2.5	Exhaust PM2.5	PM2.5 Total	Bio- CO2	NBio- CO2	Total CO2	CH4	N2O	CO2e
Category	tons/yr										MT/yr					
Hauling	0.0000	0.0000	0.0000	0.0000	0.0000	0.0000	0.0000	0.0000	0.0000	0.0000	0.0000	0.0000	0.0000	0.0000	0.0000	0.0000
Vendor	0.0000	0.0000	0.0000	0.0000	0.0000	0.0000	0.0000	0.0000	0.0000	0.0000	0.0000	0.0000	0.0000	0.0000	0.0000	0.0000
Worker	6.9400e-003	4.4800e-003	0.0498	1.7000e-004	0.0212	1.3000e-004	0.0213	5.6300e-003	1.2000e-004	5.7500e-003	0.0000	15.1774	15.1774	3.3000e-004	0.0000	15.1856
Total	6.9400e-003	4.4800e-003	0.0498	1.7000e-004	0.0212	1.3000e-004	0.0213	5.6300e-003	1.2000e-004	5.7500e-003	0.0000	15.1774	15.1774	3.3000e-004	0.0000	15.1856

Mitigated Construction On-Site

	ROG	NOx	CO	SO2	Fugitive PM10	Exhaust PM10	PM10 Total	Fugitive PM2.5	Exhaust PM2.5	PM2.5 Total	Bio- CO2	NBio- CO2	Total CO2	CH4	N2O	CO2e
Category	tons/yr										MT/yr					
Off-Road	0.1181	1.1070	1.8806	2.9400e-003		0.0540	0.0540		0.0497	0.0497	0.0000	258.2481	258.2481	0.0835	0.0000	260.3362
Paving	0.0169					0.0000	0.0000		0.0000	0.0000	0.0000	0.0000	0.0000	0.0000	0.0000	0.0000
Total	0.1349	1.1070	1.8806	2.9400e-003		0.0540	0.0540		0.0497	0.0497	0.0000	258.2481	258.2481	0.0835	0.0000	260.3362

Merrill Commerce Center (Phase B Construction - Unmitigated) - San Bernardino-South Coast County, Annual

3.6 Paving - 2025**Mitigated Construction Off-Site**

	ROG	NOx	CO	SO2	Fugitive PM10	Exhaust PM10	PM10 Total	Fugitive PM2.5	Exhaust PM2.5	PM2.5 Total	Bio- CO2	NBio- CO2	Total CO2	CH4	N2O	CO2e
Category	tons/yr										MT/yr					
Hauling	0.0000	0.0000	0.0000	0.0000	0.0000	0.0000	0.0000	0.0000	0.0000	0.0000	0.0000	0.0000	0.0000	0.0000	0.0000	0.0000
Vendor	0.0000	0.0000	0.0000	0.0000	0.0000	0.0000	0.0000	0.0000	0.0000	0.0000	0.0000	0.0000	0.0000	0.0000	0.0000	0.0000
Worker	6.9400e-003	4.4800e-003	0.0498	1.7000e-004	0.0212	1.3000e-004	0.0213	5.6300e-003	1.2000e-004	5.7500e-003	0.0000	15.1774	15.1774	3.3000e-004	0.0000	15.1856
Total	6.9400e-003	4.4800e-003	0.0498	1.7000e-004	0.0212	1.3000e-004	0.0213	5.6300e-003	1.2000e-004	5.7500e-003	0.0000	15.1774	15.1774	3.3000e-004	0.0000	15.1856

3.7 Architectural Coating - 2024**Unmitigated Construction On-Site**

	ROG	NOx	CO	SO2	Fugitive PM10	Exhaust PM10	PM10 Total	Fugitive PM2.5	Exhaust PM2.5	PM2.5 Total	Bio- CO2	NBio- CO2	Total CO2	CH4	N2O	CO2e
Category	tons/yr										MT/yr					
Archit. Coating	2.4551					0.0000	0.0000		0.0000	0.0000	0.0000	0.0000	0.0000	0.0000	0.0000	0.0000
Off-Road	8.6800e-003	0.0585	0.0869	1.4000e-004		2.9200e-003	2.9200e-003		2.9200e-003	2.9200e-003	0.0000	12.2556	12.2556	6.9000e-004	0.0000	12.2729
Total	2.4638	0.0585	0.0869	1.4000e-004		2.9200e-003	2.9200e-003		2.9200e-003	2.9200e-003	0.0000	12.2556	12.2556	6.9000e-004	0.0000	12.2729

Merrill Commerce Center (Phase B Construction - Unmitigated) - San Bernardino-South Coast County, Annual

3.7 Architectural Coating - 2024**Unmitigated Construction Off-Site**

	ROG	NOx	CO	SO2	Fugitive PM10	Exhaust PM10	PM10 Total	Fugitive PM2.5	Exhaust PM2.5	PM2.5 Total	Bio- CO2	NBio- CO2	Total CO2	CH4	N2O	CO2e
Category	tons/yr										MT/yr					
Hauling	0.0000	0.0000	0.0000	0.0000	0.0000	0.0000	0.0000	0.0000	0.0000	0.0000	0.0000	0.0000	0.0000	0.0000	0.0000	0.0000
Vendor	0.0000	0.0000	0.0000	0.0000	0.0000	0.0000	0.0000	0.0000	0.0000	0.0000	0.0000	0.0000	0.0000	0.0000	0.0000	0.0000
Worker	0.0637	0.0428	0.4677	1.5200e-003	0.1839	1.1200e-003	0.1851	0.0489	1.0300e-003	0.0499	0.0000	137.0257	137.0257	3.1300e-003	0.0000	137.1040
Total	0.0637	0.0428	0.4677	1.5200e-003	0.1839	1.1200e-003	0.1851	0.0489	1.0300e-003	0.0499	0.0000	137.0257	137.0257	3.1300e-003	0.0000	137.1040

Mitigated Construction On-Site

	ROG	NOx	CO	SO2	Fugitive PM10	Exhaust PM10	PM10 Total	Fugitive PM2.5	Exhaust PM2.5	PM2.5 Total	Bio- CO2	NBio- CO2	Total CO2	CH4	N2O	CO2e
Category	tons/yr										MT/yr					
Archit. Coating	2.4551					0.0000	0.0000		0.0000	0.0000	0.0000	0.0000	0.0000	0.0000	0.0000	0.0000
Off-Road	8.6800e-003	0.0585	0.0869	1.4000e-004		2.9200e-003	2.9200e-003		2.9200e-003	2.9200e-003	0.0000	12.2556	12.2556	6.9000e-004	0.0000	12.2729
Total	2.4638	0.0585	0.0869	1.4000e-004		2.9200e-003	2.9200e-003		2.9200e-003	2.9200e-003	0.0000	12.2556	12.2556	6.9000e-004	0.0000	12.2729

Merrill Commerce Center (Phase B Construction - Unmitigated) - San Bernardino-South Coast County, Annual

3.7 Architectural Coating - 2024**Mitigated Construction Off-Site**

	ROG	NOx	CO	SO2	Fugitive PM10	Exhaust PM10	PM10 Total	Fugitive PM2.5	Exhaust PM2.5	PM2.5 Total	Bio- CO2	NBio- CO2	Total CO2	CH4	N2O	CO2e
Category	tons/yr										MT/yr					
Hauling	0.0000	0.0000	0.0000	0.0000	0.0000	0.0000	0.0000	0.0000	0.0000	0.0000	0.0000	0.0000	0.0000	0.0000	0.0000	0.0000
Vendor	0.0000	0.0000	0.0000	0.0000	0.0000	0.0000	0.0000	0.0000	0.0000	0.0000	0.0000	0.0000	0.0000	0.0000	0.0000	0.0000
Worker	0.0637	0.0428	0.4677	1.5200e-003	0.1839	1.1200e-003	0.1851	0.0489	1.0300e-003	0.0499	0.0000	137.0257	137.0257	3.1300e-003	0.0000	137.1040
Total	0.0637	0.0428	0.4677	1.5200e-003	0.1839	1.1200e-003	0.1851	0.0489	1.0300e-003	0.0499	0.0000	137.0257	137.0257	3.1300e-003	0.0000	137.1040

3.7 Architectural Coating - 2025**Unmitigated Construction On-Site**

	ROG	NOx	CO	SO2	Fugitive PM10	Exhaust PM10	PM10 Total	Fugitive PM2.5	Exhaust PM2.5	PM2.5 Total	Bio- CO2	NBio- CO2	Total CO2	CH4	N2O	CO2e
Category	tons/yr										MT/yr					
Archit. Coating	8.7976					0.0000	0.0000		0.0000	0.0000	0.0000	0.0000	0.0000	0.0000	0.0000	0.0000
Off-Road	0.0294	0.1970	0.3112	5.1000e-004		8.8600e-003	8.8600e-003		8.8600e-003	8.8600e-003	0.0000	43.9160	43.9160	2.4000e-003	0.0000	43.9759
Total	8.8269	0.1970	0.3112	5.1000e-004		8.8600e-003	8.8600e-003		8.8600e-003	8.8600e-003	0.0000	43.9160	43.9160	2.4000e-003	0.0000	43.9759

Merrill Commerce Center (Phase B Construction - Unmitigated) - San Bernardino-South Coast County, Annual

3.7 Architectural Coating - 2025**Unmitigated Construction Off-Site**

	ROG	NOx	CO	SO2	Fugitive PM10	Exhaust PM10	PM10 Total	Fugitive PM2.5	Exhaust PM2.5	PM2.5 Total	Bio- CO2	NBio- CO2	Total CO2	CH4	N2O	CO2e
Category	tons/yr										MT/yr					
Hauling	0.0000	0.0000	0.0000	0.0000	0.0000	0.0000	0.0000	0.0000	0.0000	0.0000	0.0000	0.0000	0.0000	0.0000	0.0000	0.0000
Vendor	0.0000	0.0000	0.0000	0.0000	0.0000	0.0000	0.0000	0.0000	0.0000	0.0000	0.0000	0.0000	0.0000	0.0000	0.0000	0.0000
Worker	0.2156	0.1393	1.5483	5.2100e-003	0.6591	3.9400e-003	0.6631	0.1751	3.6300e-003	0.1787	0.0000	471.5108	471.5108	0.0102	0.0000	471.7645
Total	0.2156	0.1393	1.5483	5.2100e-003	0.6591	3.9400e-003	0.6631	0.1751	3.6300e-003	0.1787	0.0000	471.5108	471.5108	0.0102	0.0000	471.7645

Mitigated Construction On-Site

	ROG	NOx	CO	SO2	Fugitive PM10	Exhaust PM10	PM10 Total	Fugitive PM2.5	Exhaust PM2.5	PM2.5 Total	Bio- CO2	NBio- CO2	Total CO2	CH4	N2O	CO2e
Category	tons/yr										MT/yr					
Archit. Coating	8.7976					0.0000	0.0000		0.0000	0.0000	0.0000	0.0000	0.0000	0.0000	0.0000	0.0000
Off-Road	0.0294	0.1970	0.3112	5.1000e-004		8.8600e-003	8.8600e-003		8.8600e-003	8.8600e-003	0.0000	43.9159	43.9159	2.4000e-003	0.0000	43.9758
Total	8.8269	0.1970	0.3112	5.1000e-004		8.8600e-003	8.8600e-003		8.8600e-003	8.8600e-003	0.0000	43.9159	43.9159	2.4000e-003	0.0000	43.9758

Merrill Commerce Center (Phase B Construction - Unmitigated) - San Bernardino-South Coast County, Annual

3.7 Architectural Coating - 2025**Mitigated Construction Off-Site**

	ROG	NOx	CO	SO2	Fugitive PM10	Exhaust PM10	PM10 Total	Fugitive PM2.5	Exhaust PM2.5	PM2.5 Total	Bio- CO2	NBio- CO2	Total CO2	CH4	N2O	CO2e
Category	tons/yr										MT/yr					
Hauling	0.0000	0.0000	0.0000	0.0000	0.0000	0.0000	0.0000	0.0000	0.0000	0.0000	0.0000	0.0000	0.0000	0.0000	0.0000	0.0000
Vendor	0.0000	0.0000	0.0000	0.0000	0.0000	0.0000	0.0000	0.0000	0.0000	0.0000	0.0000	0.0000	0.0000	0.0000	0.0000	0.0000
Worker	0.2156	0.1393	1.5483	5.2100e-003	0.6591	3.9400e-003	0.6631	0.1751	3.6300e-003	0.1787	0.0000	471.5108	471.5108	0.0102	0.0000	471.7645
Total	0.2156	0.1393	1.5483	5.2100e-003	0.6591	3.9400e-003	0.6631	0.1751	3.6300e-003	0.1787	0.0000	471.5108	471.5108	0.0102	0.0000	471.7645

4.0 Operational Detail - Mobile**4.1 Mitigation Measures Mobile**

Merrill Commerce Center (Phase B Construction - Unmitigated) - San Bernardino-South Coast County, Annual

	ROG	NOx	CO	SO2	Fugitive PM10	Exhaust PM10	PM10 Total	Fugitive PM2.5	Exhaust PM2.5	PM2.5 Total	Bio- CO2	NBio- CO2	Total CO2	CH4	N2O	CO2e
Category	tons/yr										MT/yr					
Mitigated	0.0000	0.0000	0.0000	0.0000	0.0000	0.0000	0.0000	0.0000	0.0000	0.0000	0.0000	0.0000	0.0000	0.0000	0.0000	0.0000
Unmitigated	0.0000	0.0000	0.0000	0.0000	0.0000	0.0000	0.0000	0.0000	0.0000	0.0000	0.0000	0.0000	0.0000	0.0000	0.0000	0.0000

4.2 Trip Summary Information

Land Use	Average Daily Trip Rate			Unmitigated	Mitigated
	Weekday	Saturday	Sunday	Annual VMT	Annual VMT
Other Asphalt Surfaces	0.00	0.00	0.00		
Warehouse-No Rail	0.00	0.00	0.00		
Total	0.00	0.00	0.00		

4.3 Trip Type Information

Land Use	Miles			Trip %			Trip Purpose %		
	H-W or C-W	H-S or C-C	H-O or C-NW	H-W or C-W	H-S or C-C	H-O or C-NW	Primary	Diverted	Pass-by
Other Asphalt Surfaces	0.00	0.00	0.00	0.00	0.00	0.00	0	0	0
Warehouse-No Rail	0.00	0.00	0.00	0.00	0.00	0.00	0	0	0

4.4 Fleet Mix

Land Use	LDA	LDT1	LDT2	MDV	LHD1	LHD2	MHD	HHD	OBUS	UBUS	MCY	SBUS	MH
Other Asphalt Surfaces	0.561207	0.034889	0.182561	0.109119	0.013494	0.004661	0.018668	0.065354	0.001366	0.001451	0.005650	0.000795	0.000784
Warehouse-No Rail	0.561207	0.034889	0.182561	0.109119	0.013494	0.004661	0.018668	0.065354	0.001366	0.001451	0.005650	0.000795	0.000784

Merrill Commerce Center (Phase B Construction - Unmitigated) - San Bernardino-South Coast County, Annual

5.0 Energy Detail

Historical Energy Use: N

5.1 Mitigation Measures Energy

[illegible]

Merrill Commerce Center (Phase B Construction - Unmitigated) - San Bernardino-South Coast County, Annual

5.2 Energy by Land Use - NaturalGas

Unmitigated

[illegible]

Mitigated

[illegible]

Merrill Commerce Center (Phase B Construction - Unmitigated) - San Bernardino-South Coast County, Annual

5.3 Energy by Land Use - Electricity**Unmitigated**

	Electricity Use	Total CO2	CH4	N2O	CO2e
Land Use	kWh/yr	MT/yr			
Other Asphalt Surfaces	0	0.0000	0.0000	0.0000	0.0000
Warehouse-No Rail	0	0.0000	0.0000	0.0000	0.0000
Total		0.0000	0.0000	0.0000	0.0000

Mitigated

	Electricity Use	Total CO2	CH4	N2O	CO2e
Land Use	kWh/yr	MT/yr			
Other Asphalt Surfaces	0	0.0000	0.0000	0.0000	0.0000
Warehouse-No Rail	0	0.0000	0.0000	0.0000	0.0000
Total		0.0000	0.0000	0.0000	0.0000

6.0 Area Detail**6.1 Mitigation Measures Area**

Merrill Commerce Center (Phase B Construction - Unmitigated) - San Bernardino-South Coast County, Annual

	ROG	NOx	CO	SO2	Fugitive PM10	Exhaust PM10	PM10 Total	Fugitive PM2.5	Exhaust PM2.5	PM2.5 Total	Bio- CO2	NBio- CO2	Total CO2	CH4	N2O	CO2e
Category	tons/yr										MT/yr					
Mitigated	19.7703	5.6000e-004	0.0617	0.0000		2.2000e-004	2.2000e-004		2.2000e-004	2.2000e-004	0.0000	0.1204	0.1204	3.1000e-004	0.0000	0.1282
Unmitigated	19.7703	5.6000e-004	0.0617	0.0000		2.2000e-004	2.2000e-004		2.2000e-004	2.2000e-004	0.0000	0.1204	0.1204	3.1000e-004	0.0000	0.1282

6.2 Area by SubCategory

Unmitigated

	ROG	NOx	CO	SO2	Fugitive PM10	Exhaust PM10	PM10 Total	Fugitive PM2.5	Exhaust PM2.5	PM2.5 Total	Bio- CO2	NBio- CO2	Total CO2	CH4	N2O	CO2e
SubCategory	tons/yr										MT/yr					
Architectural Coating	2.2505					0.0000	0.0000		0.0000	0.0000	0.0000	0.0000	0.0000	0.0000	0.0000	0.0000
Consumer Products	17.5140					0.0000	0.0000		0.0000	0.0000	0.0000	0.0000	0.0000	0.0000	0.0000	0.0000
Landscaping	5.6900e-003	5.6000e-004	0.0617	0.0000		2.2000e-004	2.2000e-004		2.2000e-004	2.2000e-004	0.0000	0.1204	0.1204	3.1000e-004	0.0000	0.1282
Total	19.7703	5.6000e-004	0.0617	0.0000		2.2000e-004	2.2000e-004		2.2000e-004	2.2000e-004	0.0000	0.1204	0.1204	3.1000e-004	0.0000	0.1282

Merrill Commerce Center (Phase B Construction - Unmitigated) - San Bernardino-South Coast County, Annual

6.2 Area by SubCategory**Mitigated**

	ROG	NOx	CO	SO2	Fugitive PM10	Exhaust PM10	PM10 Total	Fugitive PM2.5	Exhaust PM2.5	PM2.5 Total	Bio- CO2	NBio- CO2	Total CO2	CH4	N2O	CO2e
SubCategory	tons/yr										MT/yr					
Architectural Coating	2.2505					0.0000	0.0000		0.0000	0.0000	0.0000	0.0000	0.0000	0.0000	0.0000	0.0000
Consumer Products	17.5140					0.0000	0.0000		0.0000	0.0000	0.0000	0.0000	0.0000	0.0000	0.0000	0.0000
Landscaping	5.6900e-003	5.6000e-004	0.0617	0.0000		2.2000e-004	2.2000e-004		2.2000e-004	2.2000e-004	0.0000	0.1204	0.1204	3.1000e-004	0.0000	0.1282
Total	19.7703	5.6000e-004	0.0617	0.0000		2.2000e-004	2.2000e-004		2.2000e-004	2.2000e-004	0.0000	0.1204	0.1204	3.1000e-004	0.0000	0.1282

7.0 Water Detail**7.1 Mitigation Measures Water**

Merrill Commerce Center (Phase B Construction - Unmitigated) - San Bernardino-South Coast County, Annual

	Total CO2	CH4	N2O	CO2e
Category	MT/yr			
Mitigated	0.0000	0.0000	0.0000	0.0000
Unmitigated	0.0000	0.0000	0.0000	0.0000

7.2 Water by Land Use

Unmitigated

	Indoor/Outdoor Use	Total CO2	CH4	N2O	CO2e
Land Use	Mgal	MT/yr			
Other Asphalt Surfaces	0 / 0	0.0000	0.0000	0.0000	0.0000
Warehouse-No Rail	0 / 0	0.0000	0.0000	0.0000	0.0000
Total		0.0000	0.0000	0.0000	0.0000

Merrill Commerce Center (Phase B Construction - Unmitigated) - San Bernardino-South Coast County, Annual

7.2 Water by Land Use**Mitigated**

	Indoor/Outdoor Use	Total CO2	CH4	N2O	CO2e
Land Use	Mgal	MT/yr			
Other Asphalt Surfaces	0 / 0	0.0000	0.0000	0.0000	0.0000
Warehouse-No Rail	0 / 0	0.0000	0.0000	0.0000	0.0000
Total		0.0000	0.0000	0.0000	0.0000

8.0 Waste Detail**8.1 Mitigation Measures Waste****Category/Year**

	Total CO2	CH4	N2O	CO2e
	MT/yr			
Mitigated	0.0000	0.0000	0.0000	0.0000
Unmitigated	0.0000	0.0000	0.0000	0.0000

Merrill Commerce Center (Phase B Construction - Unmitigated) - San Bernardino-South Coast County, Annual

8.2 Waste by Land Use**Unmitigated**

	Waste Disposed	Total CO2	CH4	N2O	CO2e
Land Use	tons	MT/yr			
Other Asphalt Surfaces	0	0.0000	0.0000	0.0000	0.0000
Warehouse-No Rail	0	0.0000	0.0000	0.0000	0.0000
Total		0.0000	0.0000	0.0000	0.0000

Mitigated

	Waste Disposed	Total CO2	CH4	N2O	CO2e
Land Use	tons	MT/yr			
Other Asphalt Surfaces	0	0.0000	0.0000	0.0000	0.0000
Warehouse-No Rail	0	0.0000	0.0000	0.0000	0.0000
Total		0.0000	0.0000	0.0000	0.0000

9.0 Operational Offroad

Equipment Type	Number	Hours/Day	Days/Year	Horse Power	Load Factor	Fuel Type
----------------	--------	-----------	-----------	-------------	-------------	-----------

Merrill Commerce Center (Phase B Construction - Unmitigated) - San Bernardino-South Coast County, Annual

10.0 Stationary Equipment

Fire Pumps and Emergency Generators

Equipment Type	Number	Hours/Day	Hours/Year	Horse Power	Load Factor	Fuel Type
----------------	--------	-----------	------------	-------------	-------------	-----------

Boilers

Equipment Type	Number	Heat Input/Day	Heat Input/Year	Boiler Rating	Fuel Type
----------------	--------	----------------	-----------------	---------------	-----------

User Defined Equipment

Equipment Type	Number
----------------	--------

11.0 Vegetation

Merrill Commerce Center (Phase B Construction - Unmitigated) - San Bernardino-South Coast County, Summer

Merrill Commerce Center (Phase B Construction - Unmitigated)
San Bernardino-South Coast County, Summer

1.0 Project Characteristics

1.1 Land Usage

Land Uses	Size	Metric	Lot Acreage	Floor Surface Area	Population
Warehouse-No Rail	4,834.00	1000sqft	201.80	4,834,000.00	0
Other Asphalt Surfaces	16.47	Acre	16.47	717,433.20	0

1.2 Other Project Characteristics

Urbanization	Urban	Wind Speed (m/s)	2.2	Precipitation Freq (Days)	32
Climate Zone	10			Operational Year	2025
Utility Company	Southern California Edison				
CO2 Intensity (lb/MWhr)	702.44	CH4 Intensity (lb/MWhr)	0.029	N2O Intensity (lb/MWhr)	0.006

1.3 User Entered Comments & Non-Default Data

Merrill Commerce Center (Phase B Construction - Unmitigated) - San Bernardino-South Coast County, Summer

Project Characteristics -

Land Use - PA1=58.9 acres; PA2 = 62.1 acres; PA3=30.7 acres; PA6=50.1 acres; ROWD = 16.47 acres (total ROWD is 28.4 acres, the ROWD was split proportionally b/wn each Phase)

Construction Phase - Construction Schedule adjusted to meet the 2025 OY.

Off-road Equipment - Hours are based on an 8-hour workday.

Off-road Equipment - Crawler Tractors used in lieu of Tractors/Loaders/Backhoes.

Off-road Equipment - Crawler Tractors used in lieu of Tractors/Loaders/Backhoes.

Off-road Equipment -

Off-road Equipment - Crawler Tractors used in lieu of Tractors/Loaders/Backhoes.

Demolition -

Grading - For purposes of analysis, total acres graded per day is based on the equipment specific grading rates (CalEEMod Appendix A) and the equipment list.

Architectural Coating - Rule 1113

Vehicle Trips - Construction Run Only.

Energy Use - Construction Run Only.

Water And Wastewater - Construction Run Only.

Solid Waste - Construction Run Only.

Construction Off-road Equipment Mitigation - Rule 403

Vehicle Emission Factors - EMFAC2017

Vehicle Emission Factors - EMFAC2017

Vehicle Emission Factors - EMFAC2017

Table Name	Column Name	Default Value	New Value
tblArchitecturalCoating	EF_Nonresidential_Exterior	100.00	50.00
tblArchitecturalCoating	EF_Nonresidential_Interior	100.00	50.00
tblArchitecturalCoating	EF_Parking	100.00	50.00
tblConstructionPhase	NumDays	300.00	80.00
tblConstructionPhase	NumDays	180.00	80.00
tblConstructionPhase	NumDays	465.00	140.00

Merrill Commerce Center (Phase B Construction - Unmitigated) - San Bernardino-South Coast County, Summer

tblConstructionPhase	NumDays	4,650.00	485.00
tblEnergyUse	LightingElect	1.17	0.00
tblEnergyUse	NT24E	0.82	0.00
tblEnergyUse	NT24NG	0.03	0.00
tblEnergyUse	T24E	0.37	0.00
tblEnergyUse	T24NG	2.00	0.00
tblGrading	AcresOfGrading	490.00	560.00
tblGrading	AcresOfGrading	160.00	280.00
tblLandUse	LotAcreage	110.97	201.80
tblOffRoadEquipment	OffRoadEquipmentUnitAmount	4.00	0.00
tblOffRoadEquipment	OffRoadEquipmentUnitAmount	2.00	0.00
tblOffRoadEquipment	OffRoadEquipmentUnitAmount	3.00	0.00
tblOffRoadEquipment	UsageHours	6.00	8.00
tblOffRoadEquipment	UsageHours	7.00	8.00
tblOffRoadEquipment	UsageHours	7.00	8.00
tblSolidWaste	SolidWasteGenerationRate	4,543.96	0.00
tblVehicleEF	HHD	0.92	0.03
tblVehicleEF	HHD	0.04	0.05
tblVehicleEF	HHD	0.07	0.00
tblVehicleEF	HHD	2.19	8.64
tblVehicleEF	HHD	0.53	0.33
tblVehicleEF	HHD	1.62	2.1350e-003
tblVehicleEF	HHD	6,474.46	1,377.00
tblVehicleEF	HHD	1,422.33	1,260.88
tblVehicleEF	HHD	5.17	0.02
tblVehicleEF	HHD	18.43	7.06
tblVehicleEF	HHD	1.24	2.14

Merrill Commerce Center (Phase B Construction - Unmitigated) - San Bernardino-South Coast County, Summer

tblVehicleEF	HHD	4.8440e-003	2.9130e-003
tblVehicleEF	HHD	0.06	0.06
tblVehicleEF	HHD	0.04	0.04
tblVehicleEF	HHD	5.2540e-003	0.03
tblVehicleEF	HHD	4.6000e-005	0.00
tblVehicleEF	HHD	4.6350e-003	2.7870e-003
tblVehicleEF	HHD	0.03	0.03
tblVehicleEF	HHD	8.8780e-003	8.9140e-003
tblVehicleEF	HHD	5.0260e-003	0.02
tblVehicleEF	HHD	4.2000e-005	0.00
tblVehicleEF	HHD	6.8000e-005	2.0000e-006
tblVehicleEF	HHD	2.5340e-003	5.6000e-005
tblVehicleEF	HHD	0.58	0.58
tblVehicleEF	HHD	4.2000e-005	1.0000e-006
tblVehicleEF	HHD	0.06	0.02
tblVehicleEF	HHD	1.6400e-004	2.7900e-004
tblVehicleEF	HHD	0.04	1.0000e-006
tblVehicleEF	HHD	0.06	0.01
tblVehicleEF	HHD	0.01	0.01
tblVehicleEF	HHD	7.8000e-005	0.00
tblVehicleEF	HHD	6.8000e-005	2.0000e-006
tblVehicleEF	HHD	2.5340e-003	5.6000e-005
tblVehicleEF	HHD	0.67	0.67
tblVehicleEF	HHD	4.2000e-005	1.0000e-006
tblVehicleEF	HHD	0.10	0.08
tblVehicleEF	HHD	1.6400e-004	2.7900e-004
tblVehicleEF	HHD	0.04	1.0000e-006

Merrill Commerce Center (Phase B Construction - Unmitigated) - San Bernardino-South Coast County, Summer

tblVehicleEF	HHD	0.87	0.03
tblVehicleEF	HHD	0.04	0.05
tblVehicleEF	HHD	0.07	0.00
tblVehicleEF	HHD	1.59	8.52
tblVehicleEF	HHD	0.53	0.33
tblVehicleEF	HHD	1.51	2.0010e-003
tblVehicleEF	HHD	6,859.11	1,359.81
tblVehicleEF	HHD	1,422.33	1,260.88
tblVehicleEF	HHD	5.17	0.02
tblVehicleEF	HHD	19.03	6.72
tblVehicleEF	HHD	1.17	2.02
tblVehicleEF	HHD	4.0840e-003	2.5690e-003
tblVehicleEF	HHD	0.06	0.06
tblVehicleEF	HHD	0.04	0.04
tblVehicleEF	HHD	5.2540e-003	0.03
tblVehicleEF	HHD	4.6000e-005	0.00
tblVehicleEF	HHD	3.9070e-003	2.4580e-003
tblVehicleEF	HHD	0.03	0.03
tblVehicleEF	HHD	8.8780e-003	8.9140e-003
tblVehicleEF	HHD	5.0260e-003	0.02
tblVehicleEF	HHD	4.2000e-005	0.00
tblVehicleEF	HHD	1.3100e-004	4.0000e-006
tblVehicleEF	HHD	2.8230e-003	6.5000e-005
tblVehicleEF	HHD	0.55	0.62
tblVehicleEF	HHD	9.1000e-005	3.0000e-006
tblVehicleEF	HHD	0.06	0.02
tblVehicleEF	HHD	1.6500e-004	2.8700e-004

Merrill Commerce Center (Phase B Construction - Unmitigated) - San Bernardino-South Coast County, Summer

tblVehicleEF	HHD	0.04	1.0000e-006
tblVehicleEF	HHD	0.06	0.01
tblVehicleEF	HHD	0.01	0.01
tblVehicleEF	HHD	7.7000e-005	0.00
tblVehicleEF	HHD	1.3100e-004	4.0000e-006
tblVehicleEF	HHD	2.8230e-003	6.5000e-005
tblVehicleEF	HHD	0.63	0.71
tblVehicleEF	HHD	9.1000e-005	3.0000e-006
tblVehicleEF	HHD	0.10	0.08
tblVehicleEF	HHD	1.6500e-004	2.8700e-004
tblVehicleEF	HHD	0.04	1.0000e-006
tblVehicleEF	HHD	1.00	0.02
tblVehicleEF	HHD	0.04	9.2200e-004
tblVehicleEF	HHD	0.07	0.00
tblVehicleEF	HHD	3.02	8.73
tblVehicleEF	HHD	0.53	0.18
tblVehicleEF	HHD	1.59	2.1050e-003
tblVehicleEF	HHD	5,943.27	1,387.51
tblVehicleEF	HHD	1,422.33	1,223.41
tblVehicleEF	HHD	5.17	0.02
tblVehicleEF	HHD	17.62	7.45
tblVehicleEF	HHD	1.22	2.08
tblVehicleEF	HHD	5.8940e-003	3.2570e-003
tblVehicleEF	HHD	0.06	0.06
tblVehicleEF	HHD	0.04	0.04
tblVehicleEF	HHD	5.2540e-003	0.03
tblVehicleEF	HHD	4.6000e-005	0.00

Merrill Commerce Center (Phase B Construction - Unmitigated) - San Bernardino-South Coast County, Summer

tblVehicleEF	HHD	5.6390e-003	3.1170e-003
tblVehicleEF	HHD	0.03	0.03
tblVehicleEF	HHD	8.8780e-003	8.8150e-003
tblVehicleEF	HHD	5.0260e-003	0.02
tblVehicleEF	HHD	4.2000e-005	0.00
tblVehicleEF	HHD	6.5000e-005	2.0000e-006
tblVehicleEF	HHD	2.7100e-003	6.5000e-005
tblVehicleEF	HHD	0.63	0.53
tblVehicleEF	HHD	4.1000e-005	1.0000e-006
tblVehicleEF	HHD	0.06	0.02
tblVehicleEF	HHD	1.7700e-004	2.9300e-004
tblVehicleEF	HHD	0.04	1.0000e-006
tblVehicleEF	HHD	0.06	0.01
tblVehicleEF	HHD	0.01	0.01
tblVehicleEF	HHD	7.8000e-005	0.00
tblVehicleEF	HHD	6.5000e-005	2.0000e-006
tblVehicleEF	HHD	2.7100e-003	6.5000e-005
tblVehicleEF	HHD	0.72	0.61
tblVehicleEF	HHD	4.1000e-005	1.0000e-006
tblVehicleEF	HHD	0.10	0.02
tblVehicleEF	HHD	1.7700e-004	2.9300e-004
tblVehicleEF	HHD	0.04	1.0000e-006
tblVehicleEF	LDA	3.1880e-003	1.7080e-003
tblVehicleEF	LDA	3.8220e-003	0.04
tblVehicleEF	LDA	0.47	0.53
tblVehicleEF	LDA	0.91	1.93
tblVehicleEF	LDA	222.19	238.15

Merrill Commerce Center (Phase B Construction - Unmitigated) - San Bernardino-South Coast County, Summer

tblVehicleEF	LDA	50.72	48.93
tblVehicleEF	LDA	0.04	0.03
tblVehicleEF	LDA	1.6130e-003	1.2760e-003
tblVehicleEF	LDA	2.2290e-003	1.6410e-003
tblVehicleEF	LDA	1.4850e-003	1.1750e-003
tblVehicleEF	LDA	2.0500e-003	1.5090e-003
tblVehicleEF	LDA	0.04	0.05
tblVehicleEF	LDA	0.08	0.09
tblVehicleEF	LDA	0.03	0.04
tblVehicleEF	LDA	7.9920e-003	6.1620e-003
tblVehicleEF	LDA	0.03	0.19
tblVehicleEF	LDA	0.05	0.17
tblVehicleEF	LDA	2.2240e-003	2.3560e-003
tblVehicleEF	LDA	5.2200e-004	4.8400e-004
tblVehicleEF	LDA	0.04	0.05
tblVehicleEF	LDA	0.08	0.09
tblVehicleEF	LDA	0.03	0.04
tblVehicleEF	LDA	0.01	8.9600e-003
tblVehicleEF	LDA	0.03	0.19
tblVehicleEF	LDA	0.06	0.19
tblVehicleEF	LDA	3.6270e-003	1.9600e-003
tblVehicleEF	LDA	3.1890e-003	0.03
tblVehicleEF	LDA	0.58	0.65
tblVehicleEF	LDA	0.75	1.61
tblVehicleEF	LDA	243.03	259.99
tblVehicleEF	LDA	50.72	48.33
tblVehicleEF	LDA	0.04	0.03

Merrill Commerce Center (Phase B Construction - Unmitigated) - San Bernardino-South Coast County, Summer

tblVehicleEF	LDA	1.6130e-003	1.2760e-003
tblVehicleEF	LDA	2.2290e-003	1.6410e-003
tblVehicleEF	LDA	1.4850e-003	1.1750e-003
tblVehicleEF	LDA	2.0500e-003	1.5090e-003
tblVehicleEF	LDA	0.07	0.10
tblVehicleEF	LDA	0.10	0.10
tblVehicleEF	LDA	0.06	0.08
tblVehicleEF	LDA	9.0770e-003	6.9860e-003
tblVehicleEF	LDA	0.03	0.19
tblVehicleEF	LDA	0.04	0.15
tblVehicleEF	LDA	2.4340e-003	2.5720e-003
tblVehicleEF	LDA	5.1900e-004	4.7800e-004
tblVehicleEF	LDA	0.07	0.10
tblVehicleEF	LDA	0.10	0.10
tblVehicleEF	LDA	0.06	0.08
tblVehicleEF	LDA	0.01	0.01
tblVehicleEF	LDA	0.03	0.19
tblVehicleEF	LDA	0.05	0.16
tblVehicleEF	LDA	3.1050e-003	1.6660e-003
tblVehicleEF	LDA	3.8020e-003	0.04
tblVehicleEF	LDA	0.45	0.50
tblVehicleEF	LDA	0.89	1.90
tblVehicleEF	LDA	217.26	233.04
tblVehicleEF	LDA	50.72	48.87
tblVehicleEF	LDA	0.04	0.03
tblVehicleEF	LDA	1.6130e-003	1.2760e-003
tblVehicleEF	LDA	2.2290e-003	1.6410e-003

Merrill Commerce Center (Phase B Construction - Unmitigated) - San Bernardino-South Coast County, Summer

tblVehicleEF	LDA	1.4850e-003	1.1750e-003
tblVehicleEF	LDA	2.0500e-003	1.5090e-003
tblVehicleEF	LDA	0.04	0.05
tblVehicleEF	LDA	0.09	0.09
tblVehicleEF	LDA	0.03	0.04
tblVehicleEF	LDA	7.7850e-003	6.0060e-003
tblVehicleEF	LDA	0.04	0.22
tblVehicleEF	LDA	0.05	0.17
tblVehicleEF	LDA	2.1750e-003	2.3050e-003
tblVehicleEF	LDA	5.2200e-004	4.8400e-004
tblVehicleEF	LDA	0.04	0.05
tblVehicleEF	LDA	0.09	0.09
tblVehicleEF	LDA	0.03	0.04
tblVehicleEF	LDA	0.01	8.7330e-003
tblVehicleEF	LDA	0.04	0.22
tblVehicleEF	LDA	0.06	0.19
tblVehicleEF	LDT1	9.7080e-003	4.5970e-003
tblVehicleEF	LDT1	0.01	0.06
tblVehicleEF	LDT1	1.15	1.02
tblVehicleEF	LDT1	2.64	2.15
tblVehicleEF	LDT1	283.82	283.77
tblVehicleEF	LDT1	64.79	59.69
tblVehicleEF	LDT1	0.12	0.08
tblVehicleEF	LDT1	2.3710e-003	1.7400e-003
tblVehicleEF	LDT1	3.2130e-003	2.2850e-003
tblVehicleEF	LDT1	2.1820e-003	1.6000e-003
tblVehicleEF	LDT1	2.9550e-003	2.1010e-003

Merrill Commerce Center (Phase B Construction - Unmitigated) - San Bernardino-South Coast County, Summer

tblVehicleEF	LDT1	0.15	0.15
tblVehicleEF	LDT1	0.27	0.21
tblVehicleEF	LDT1	0.10	0.11
tblVehicleEF	LDT1	0.02	0.02
tblVehicleEF	LDT1	0.17	0.69
tblVehicleEF	LDT1	0.18	0.31
tblVehicleEF	LDT1	2.8520e-003	2.8080e-003
tblVehicleEF	LDT1	6.9400e-004	5.9100e-004
tblVehicleEF	LDT1	0.15	0.15
tblVehicleEF	LDT1	0.27	0.21
tblVehicleEF	LDT1	0.10	0.11
tblVehicleEF	LDT1	0.04	0.03
tblVehicleEF	LDT1	0.17	0.69
tblVehicleEF	LDT1	0.20	0.34
tblVehicleEF	LDT1	0.01	5.2210e-003
tblVehicleEF	LDT1	0.01	0.05
tblVehicleEF	LDT1	1.38	1.24
tblVehicleEF	LDT1	2.17	1.79
tblVehicleEF	LDT1	309.34	306.50
tblVehicleEF	LDT1	64.79	58.95
tblVehicleEF	LDT1	0.10	0.07
tblVehicleEF	LDT1	2.3710e-003	1.7400e-003
tblVehicleEF	LDT1	3.2130e-003	2.2850e-003
tblVehicleEF	LDT1	2.1820e-003	1.6000e-003
tblVehicleEF	LDT1	2.9550e-003	2.1010e-003
tblVehicleEF	LDT1	0.31	0.30
tblVehicleEF	LDT1	0.33	0.25

Merrill Commerce Center (Phase B Construction - Unmitigated) - San Bernardino-South Coast County, Summer

tblVehicleEF	LDT1	0.22	0.23
tblVehicleEF	LDT1	0.03	0.02
tblVehicleEF	LDT1	0.17	0.69
tblVehicleEF	LDT1	0.15	0.26
tblVehicleEF	LDT1	3.1100e-003	3.0330e-003
tblVehicleEF	LDT1	6.8600e-004	5.8300e-004
tblVehicleEF	LDT1	0.31	0.30
tblVehicleEF	LDT1	0.33	0.25
tblVehicleEF	LDT1	0.22	0.23
tblVehicleEF	LDT1	0.04	0.03
tblVehicleEF	LDT1	0.17	0.69
tblVehicleEF	LDT1	0.16	0.29
tblVehicleEF	LDT1	9.4580e-003	4.4920e-003
tblVehicleEF	LDT1	0.01	0.06
tblVehicleEF	LDT1	1.09	0.97
tblVehicleEF	LDT1	2.60	2.11
tblVehicleEF	LDT1	277.82	278.38
tblVehicleEF	LDT1	64.79	59.63
tblVehicleEF	LDT1	0.11	0.08
tblVehicleEF	LDT1	2.3710e-003	1.7400e-003
tblVehicleEF	LDT1	3.2130e-003	2.2850e-003
tblVehicleEF	LDT1	2.1820e-003	1.6000e-003
tblVehicleEF	LDT1	2.9550e-003	2.1010e-003
tblVehicleEF	LDT1	0.16	0.15
tblVehicleEF	LDT1	0.31	0.23
tblVehicleEF	LDT1	0.10	0.10
tblVehicleEF	LDT1	0.02	0.02

Merrill Commerce Center (Phase B Construction - Unmitigated) - San Bernardino-South Coast County, Summer

tblVehicleEF	LDT1	0.20	0.81
tblVehicleEF	LDT1	0.18	0.31
tblVehicleEF	LDT1	2.7910e-003	2.7550e-003
tblVehicleEF	LDT1	6.9300e-004	5.9000e-004
tblVehicleEF	LDT1	0.16	0.15
tblVehicleEF	LDT1	0.31	0.23
tblVehicleEF	LDT1	0.10	0.10
tblVehicleEF	LDT1	0.03	0.03
tblVehicleEF	LDT1	0.20	0.81
tblVehicleEF	LDT1	0.20	0.34
tblVehicleEF	LDT2	4.9170e-003	3.0790e-003
tblVehicleEF	LDT2	5.8030e-003	0.06
tblVehicleEF	LDT2	0.67	0.77
tblVehicleEF	LDT2	1.28	2.49
tblVehicleEF	LDT2	315.69	296.94
tblVehicleEF	LDT2	71.50	62.71
tblVehicleEF	LDT2	0.07	0.06
tblVehicleEF	LDT2	1.7520e-003	1.3590e-003
tblVehicleEF	LDT2	2.4460e-003	1.7340e-003
tblVehicleEF	LDT2	1.6110e-003	1.2500e-003
tblVehicleEF	LDT2	2.2490e-003	1.5950e-003
tblVehicleEF	LDT2	0.06	0.09
tblVehicleEF	LDT2	0.10	0.13
tblVehicleEF	LDT2	0.05	0.08
tblVehicleEF	LDT2	0.01	0.01
tblVehicleEF	LDT2	0.06	0.43
tblVehicleEF	LDT2	0.08	0.27

Merrill Commerce Center (Phase B Construction - Unmitigated) - San Bernardino-South Coast County, Summer

tblVehicleEF	LDT2	3.1620e-003	2.9380e-003
tblVehicleEF	LDT2	7.3600e-004	6.2100e-004
tblVehicleEF	LDT2	0.06	0.09
tblVehicleEF	LDT2	0.10	0.13
tblVehicleEF	LDT2	0.05	0.08
tblVehicleEF	LDT2	0.02	0.02
tblVehicleEF	LDT2	0.06	0.43
tblVehicleEF	LDT2	0.09	0.29
tblVehicleEF	LDT2	5.5770e-003	3.5190e-003
tblVehicleEF	LDT2	4.8410e-003	0.05
tblVehicleEF	LDT2	0.82	0.94
tblVehicleEF	LDT2	1.06	2.06
tblVehicleEF	LDT2	344.57	318.51
tblVehicleEF	LDT2	71.50	61.89
tblVehicleEF	LDT2	0.06	0.06
tblVehicleEF	LDT2	1.7520e-003	1.3590e-003
tblVehicleEF	LDT2	2.4460e-003	1.7340e-003
tblVehicleEF	LDT2	1.6110e-003	1.2500e-003
tblVehicleEF	LDT2	2.2490e-003	1.5950e-003
tblVehicleEF	LDT2	0.11	0.18
tblVehicleEF	LDT2	0.12	0.15
tblVehicleEF	LDT2	0.10	0.16
tblVehicleEF	LDT2	0.01	0.01
tblVehicleEF	LDT2	0.06	0.43
tblVehicleEF	LDT2	0.07	0.23
tblVehicleEF	LDT2	3.4530e-003	3.1510e-003
tblVehicleEF	LDT2	7.3300e-004	6.1200e-004

Merrill Commerce Center (Phase B Construction - Unmitigated) - San Bernardino-South Coast County, Summer

tblVehicleEF	LDT2	0.11	0.18
tblVehicleEF	LDT2	0.12	0.15
tblVehicleEF	LDT2	0.10	0.16
tblVehicleEF	LDT2	0.02	0.02
tblVehicleEF	LDT2	0.06	0.43
tblVehicleEF	LDT2	0.07	0.25
tblVehicleEF	LDT2	4.7910e-003	3.0060e-003
tblVehicleEF	LDT2	5.7690e-003	0.06
tblVehicleEF	LDT2	0.64	0.73
tblVehicleEF	LDT2	1.26	2.45
tblVehicleEF	LDT2	308.90	291.83
tblVehicleEF	LDT2	71.50	62.64
tblVehicleEF	LDT2	0.06	0.06
tblVehicleEF	LDT2	1.7520e-003	1.3590e-003
tblVehicleEF	LDT2	2.4460e-003	1.7340e-003
tblVehicleEF	LDT2	1.6110e-003	1.2500e-003
tblVehicleEF	LDT2	2.2490e-003	1.5950e-003
tblVehicleEF	LDT2	0.05	0.09
tblVehicleEF	LDT2	0.11	0.14
tblVehicleEF	LDT2	0.04	0.07
tblVehicleEF	LDT2	0.01	0.01
tblVehicleEF	LDT2	0.07	0.50
tblVehicleEF	LDT2	0.08	0.27
tblVehicleEF	LDT2	3.0940e-003	2.8870e-003
tblVehicleEF	LDT2	7.3600e-004	6.2000e-004
tblVehicleEF	LDT2	0.05	0.09
tblVehicleEF	LDT2	0.11	0.14

Merrill Commerce Center (Phase B Construction - Unmitigated) - San Bernardino-South Coast County, Summer

tblVehicleEF	LDT2	0.04	0.07
tblVehicleEF	LDT2	0.02	0.02
tblVehicleEF	LDT2	0.07	0.50
tblVehicleEF	LDT2	0.09	0.29
tblVehicleEF	LHD1	4.6720e-003	4.4980e-003
tblVehicleEF	LHD1	8.9900e-003	4.8130e-003
tblVehicleEF	LHD1	0.02	0.01
tblVehicleEF	LHD1	0.14	0.17
tblVehicleEF	LHD1	0.81	0.64
tblVehicleEF	LHD1	2.18	0.94
tblVehicleEF	LHD1	9.21	9.12
tblVehicleEF	LHD1	593.90	622.71
tblVehicleEF	LHD1	28.73	10.21
tblVehicleEF	LHD1	0.08	0.07
tblVehicleEF	LHD1	1.68	1.13
tblVehicleEF	LHD1	9.5400e-004	9.8200e-004
tblVehicleEF	LHD1	0.01	0.01
tblVehicleEF	LHD1	0.01	9.4060e-003
tblVehicleEF	LHD1	8.2700e-004	2.3100e-004
tblVehicleEF	LHD1	9.1300e-004	9.4000e-004
tblVehicleEF	LHD1	2.5700e-003	2.5020e-003
tblVehicleEF	LHD1	0.01	8.9760e-003
tblVehicleEF	LHD1	7.6100e-004	2.1300e-004
tblVehicleEF	LHD1	3.3830e-003	2.6930e-003
tblVehicleEF	LHD1	0.10	0.08
tblVehicleEF	LHD1	0.02	0.02
tblVehicleEF	LHD1	1.7110e-003	1.3450e-003

Merrill Commerce Center (Phase B Construction - Unmitigated) - San Bernardino-South Coast County, Summer

tblVehicleEF	LHD1	0.07	0.05
tblVehicleEF	LHD1	0.35	0.54
tblVehicleEF	LHD1	0.22	0.06
tblVehicleEF	LHD1	9.2000e-005	8.8000e-005
tblVehicleEF	LHD1	5.8160e-003	6.0590e-003
tblVehicleEF	LHD1	3.2800e-004	1.0100e-004
tblVehicleEF	LHD1	3.3830e-003	2.6930e-003
tblVehicleEF	LHD1	0.10	0.08
tblVehicleEF	LHD1	0.02	0.03
tblVehicleEF	LHD1	1.7110e-003	1.3450e-003
tblVehicleEF	LHD1	0.09	0.07
tblVehicleEF	LHD1	0.35	0.54
tblVehicleEF	LHD1	0.24	0.07
tblVehicleEF	LHD1	4.6720e-003	4.5120e-003
tblVehicleEF	LHD1	9.1960e-003	4.9120e-003
tblVehicleEF	LHD1	0.02	0.01
tblVehicleEF	LHD1	0.14	0.17
tblVehicleEF	LHD1	0.82	0.66
tblVehicleEF	LHD1	2.04	0.88
tblVehicleEF	LHD1	9.21	9.12
tblVehicleEF	LHD1	593.90	622.74
tblVehicleEF	LHD1	28.73	10.10
tblVehicleEF	LHD1	0.08	0.07
tblVehicleEF	LHD1	1.58	1.06
tblVehicleEF	LHD1	9.5400e-004	9.8200e-004
tblVehicleEF	LHD1	0.01	0.01
tblVehicleEF	LHD1	0.01	9.4060e-003

Merrill Commerce Center (Phase B Construction - Unmitigated) - San Bernardino-South Coast County, Summer

tblVehicleEF	LHD1	8.2700e-004	2.3100e-004
tblVehicleEF	LHD1	9.1300e-004	9.4000e-004
tblVehicleEF	LHD1	2.5700e-003	2.5020e-003
tblVehicleEF	LHD1	0.01	8.9760e-003
tblVehicleEF	LHD1	7.6100e-004	2.1300e-004
tblVehicleEF	LHD1	6.6270e-003	5.2970e-003
tblVehicleEF	LHD1	0.12	0.09
tblVehicleEF	LHD1	0.02	0.02
tblVehicleEF	LHD1	3.7910e-003	3.0170e-003
tblVehicleEF	LHD1	0.07	0.05
tblVehicleEF	LHD1	0.35	0.54
tblVehicleEF	LHD1	0.21	0.06
tblVehicleEF	LHD1	9.2000e-005	8.8000e-005
tblVehicleEF	LHD1	5.8160e-003	6.0590e-003
tblVehicleEF	LHD1	3.2600e-004	1.0000e-004
tblVehicleEF	LHD1	6.6270e-003	5.2970e-003
tblVehicleEF	LHD1	0.12	0.09
tblVehicleEF	LHD1	0.02	0.03
tblVehicleEF	LHD1	3.7910e-003	3.0170e-003
tblVehicleEF	LHD1	0.09	0.07
tblVehicleEF	LHD1	0.35	0.54
tblVehicleEF	LHD1	0.23	0.07
tblVehicleEF	LHD1	4.6720e-003	4.5010e-003
tblVehicleEF	LHD1	9.0130e-003	4.8240e-003
tblVehicleEF	LHD1	0.02	0.01
tblVehicleEF	LHD1	0.14	0.17
tblVehicleEF	LHD1	0.81	0.64

Merrill Commerce Center (Phase B Construction - Unmitigated) - San Bernardino-South Coast County, Summer

tblVehicleEF	LHD1	2.15	0.92
tblVehicleEF	LHD1	9.21	9.12
tblVehicleEF	LHD1	593.90	622.72
tblVehicleEF	LHD1	28.73	10.18
tblVehicleEF	LHD1	0.08	0.07
tblVehicleEF	LHD1	1.65	1.11
tblVehicleEF	LHD1	9.5400e-004	9.8200e-004
tblVehicleEF	LHD1	0.01	0.01
tblVehicleEF	LHD1	0.01	9.4060e-003
tblVehicleEF	LHD1	8.2700e-004	2.3100e-004
tblVehicleEF	LHD1	9.1300e-004	9.4000e-004
tblVehicleEF	LHD1	2.5700e-003	2.5020e-003
tblVehicleEF	LHD1	0.01	8.9760e-003
tblVehicleEF	LHD1	7.6100e-004	2.1300e-004
tblVehicleEF	LHD1	3.6120e-003	2.9190e-003
tblVehicleEF	LHD1	0.12	0.09
tblVehicleEF	LHD1	0.02	0.02
tblVehicleEF	LHD1	1.6770e-003	1.3230e-003
tblVehicleEF	LHD1	0.07	0.05
tblVehicleEF	LHD1	0.37	0.58
tblVehicleEF	LHD1	0.22	0.06
tblVehicleEF	LHD1	9.2000e-005	8.8000e-005
tblVehicleEF	LHD1	5.8160e-003	6.0590e-003
tblVehicleEF	LHD1	3.2800e-004	1.0100e-004
tblVehicleEF	LHD1	3.6120e-003	2.9190e-003
tblVehicleEF	LHD1	0.12	0.09
tblVehicleEF	LHD1	0.02	0.03

Merrill Commerce Center (Phase B Construction - Unmitigated) - San Bernardino-South Coast County, Summer

tblVehicleEF	LHD1	1.6770e-003	1.3230e-003
tblVehicleEF	LHD1	0.09	0.07
tblVehicleEF	LHD1	0.37	0.58
tblVehicleEF	LHD1	0.24	0.07
tblVehicleEF	LHD2	3.1420e-003	3.0290e-003
tblVehicleEF	LHD2	3.3700e-003	3.3290e-003
tblVehicleEF	LHD2	5.9590e-003	7.7710e-003
tblVehicleEF	LHD2	0.12	0.13
tblVehicleEF	LHD2	0.36	0.43
tblVehicleEF	LHD2	1.03	0.54
tblVehicleEF	LHD2	14.09	14.24
tblVehicleEF	LHD2	595.69	623.31
tblVehicleEF	LHD2	23.37	7.26
tblVehicleEF	LHD2	0.10	0.10
tblVehicleEF	LHD2	0.94	1.21
tblVehicleEF	LHD2	1.2080e-003	1.4410e-003
tblVehicleEF	LHD2	0.01	0.01
tblVehicleEF	LHD2	0.01	0.01
tblVehicleEF	LHD2	3.6200e-004	1.1200e-004
tblVehicleEF	LHD2	1.1560e-003	1.3780e-003
tblVehicleEF	LHD2	2.6970e-003	2.7030e-003
tblVehicleEF	LHD2	9.9080e-003	0.01
tblVehicleEF	LHD2	3.3300e-004	1.0300e-004
tblVehicleEF	LHD2	1.0780e-003	1.3290e-003
tblVehicleEF	LHD2	0.03	0.04
tblVehicleEF	LHD2	0.01	0.02
tblVehicleEF	LHD2	6.0700e-004	7.2000e-004

Merrill Commerce Center (Phase B Construction - Unmitigated) - San Bernardino-South Coast County, Summer

tblVehicleEF	LHD2	0.05	0.05
tblVehicleEF	LHD2	0.07	0.24
tblVehicleEF	LHD2	0.08	0.04
tblVehicleEF	LHD2	1.3700e-004	1.3600e-004
tblVehicleEF	LHD2	5.7920e-003	6.0100e-003
tblVehicleEF	LHD2	2.5200e-004	7.2000e-005
tblVehicleEF	LHD2	1.0780e-003	1.3290e-003
tblVehicleEF	LHD2	0.03	0.04
tblVehicleEF	LHD2	0.02	0.02
tblVehicleEF	LHD2	6.0700e-004	7.2000e-004
tblVehicleEF	LHD2	0.05	0.06
tblVehicleEF	LHD2	0.07	0.24
tblVehicleEF	LHD2	0.09	0.04
tblVehicleEF	LHD2	3.1420e-003	3.0380e-003
tblVehicleEF	LHD2	3.4100e-003	3.3590e-003
tblVehicleEF	LHD2	5.7050e-003	7.4220e-003
tblVehicleEF	LHD2	0.12	0.13
tblVehicleEF	LHD2	0.36	0.44
tblVehicleEF	LHD2	0.97	0.51
tblVehicleEF	LHD2	14.09	14.24
tblVehicleEF	LHD2	595.69	623.32
tblVehicleEF	LHD2	23.37	7.20
tblVehicleEF	LHD2	0.10	0.10
tblVehicleEF	LHD2	0.88	1.14
tblVehicleEF	LHD2	1.2080e-003	1.4410e-003
tblVehicleEF	LHD2	0.01	0.01
tblVehicleEF	LHD2	0.01	0.01

Merrill Commerce Center (Phase B Construction - Unmitigated) - San Bernardino-South Coast County, Summer

tblVehicleEF	LHD2	3.6200e-004	1.1200e-004
tblVehicleEF	LHD2	1.1560e-003	1.3780e-003
tblVehicleEF	LHD2	2.6970e-003	2.7030e-003
tblVehicleEF	LHD2	9.9080e-003	0.01
tblVehicleEF	LHD2	3.3300e-004	1.0300e-004
tblVehicleEF	LHD2	2.0680e-003	2.5650e-003
tblVehicleEF	LHD2	0.04	0.05
tblVehicleEF	LHD2	0.01	0.02
tblVehicleEF	LHD2	1.2890e-003	1.5490e-003
tblVehicleEF	LHD2	0.05	0.05
tblVehicleEF	LHD2	0.07	0.24
tblVehicleEF	LHD2	0.08	0.04
tblVehicleEF	LHD2	1.3700e-004	1.3600e-004
tblVehicleEF	LHD2	5.7920e-003	6.0110e-003
tblVehicleEF	LHD2	2.5100e-004	7.1000e-005
tblVehicleEF	LHD2	2.0680e-003	2.5650e-003
tblVehicleEF	LHD2	0.04	0.05
tblVehicleEF	LHD2	0.02	0.02
tblVehicleEF	LHD2	1.2890e-003	1.5490e-003
tblVehicleEF	LHD2	0.05	0.06
tblVehicleEF	LHD2	0.07	0.24
tblVehicleEF	LHD2	0.08	0.04
tblVehicleEF	LHD2	3.1420e-003	3.0310e-003
tblVehicleEF	LHD2	3.3740e-003	3.3320e-003
tblVehicleEF	LHD2	5.9110e-003	7.7050e-003
tblVehicleEF	LHD2	0.12	0.13
tblVehicleEF	LHD2	0.36	0.43

Merrill Commerce Center (Phase B Construction - Unmitigated) - San Bernardino-South Coast County, Summer

tblVehicleEF	LHD2	1.02	0.54
tblVehicleEF	LHD2	14.09	14.24
tblVehicleEF	LHD2	595.69	623.31
tblVehicleEF	LHD2	23.37	7.24
tblVehicleEF	LHD2	0.10	0.10
tblVehicleEF	LHD2	0.92	1.20
tblVehicleEF	LHD2	1.2080e-003	1.4410e-003
tblVehicleEF	LHD2	0.01	0.01
tblVehicleEF	LHD2	0.01	0.01
tblVehicleEF	LHD2	3.6200e-004	1.1200e-004
tblVehicleEF	LHD2	1.1560e-003	1.3780e-003
tblVehicleEF	LHD2	2.6970e-003	2.7030e-003
tblVehicleEF	LHD2	9.9080e-003	0.01
tblVehicleEF	LHD2	3.3300e-004	1.0300e-004
tblVehicleEF	LHD2	1.0780e-003	1.3530e-003
tblVehicleEF	LHD2	0.03	0.04
tblVehicleEF	LHD2	0.01	0.02
tblVehicleEF	LHD2	5.9100e-004	6.9900e-004
tblVehicleEF	LHD2	0.05	0.05
tblVehicleEF	LHD2	0.07	0.25
tblVehicleEF	LHD2	0.08	0.04
tblVehicleEF	LHD2	1.3700e-004	1.3600e-004
tblVehicleEF	LHD2	5.7920e-003	6.0100e-003
tblVehicleEF	LHD2	2.5200e-004	7.2000e-005
tblVehicleEF	LHD2	1.0780e-003	1.3530e-003
tblVehicleEF	LHD2	0.03	0.04
tblVehicleEF	LHD2	0.02	0.02

Merrill Commerce Center (Phase B Construction - Unmitigated) - San Bernardino-South Coast County, Summer

tblVehicleEF	LHD2	5.9100e-004	6.9900e-004
tblVehicleEF	LHD2	0.05	0.06
tblVehicleEF	LHD2	0.07	0.25
tblVehicleEF	LHD2	0.09	0.04
tblVehicleEF	MCY	0.44	0.33
tblVehicleEF	MCY	0.16	0.25
tblVehicleEF	MCY	19.41	19.66
tblVehicleEF	MCY	9.98	8.85
tblVehicleEF	MCY	169.81	211.00
tblVehicleEF	MCY	45.18	60.62
tblVehicleEF	MCY	1.15	1.15
tblVehicleEF	MCY	1.9700e-003	1.9320e-003
tblVehicleEF	MCY	3.3250e-003	2.8200e-003
tblVehicleEF	MCY	1.8410e-003	1.8050e-003
tblVehicleEF	MCY	3.1250e-003	2.6490e-003
tblVehicleEF	MCY	1.43	1.45
tblVehicleEF	MCY	0.80	0.82
tblVehicleEF	MCY	0.78	0.79
tblVehicleEF	MCY	2.18	2.19
tblVehicleEF	MCY	0.45	1.82
tblVehicleEF	MCY	2.12	1.87
tblVehicleEF	MCY	2.0790e-003	2.0880e-003
tblVehicleEF	MCY	6.7700e-004	6.0000e-004
tblVehicleEF	MCY	1.43	1.45
tblVehicleEF	MCY	0.80	0.82
tblVehicleEF	MCY	0.78	0.79
tblVehicleEF	MCY	2.71	2.71

Merrill Commerce Center (Phase B Construction - Unmitigated) - San Bernardino-South Coast County, Summer

tblVehicleEF	MCY	0.45	1.82
tblVehicleEF	MCY	2.31	2.04
tblVehicleEF	MCY	0.43	0.32
tblVehicleEF	MCY	0.13	0.21
tblVehicleEF	MCY	19.54	19.80
tblVehicleEF	MCY	9.04	7.97
tblVehicleEF	MCY	169.81	211.03
tblVehicleEF	MCY	45.18	58.35
tblVehicleEF	MCY	0.98	0.98
tblVehicleEF	MCY	1.9700e-003	1.9320e-003
tblVehicleEF	MCY	3.3250e-003	2.8200e-003
tblVehicleEF	MCY	1.8410e-003	1.8050e-003
tblVehicleEF	MCY	3.1250e-003	2.6490e-003
tblVehicleEF	MCY	3.10	3.13
tblVehicleEF	MCY	1.23	1.26
tblVehicleEF	MCY	2.07	2.09
tblVehicleEF	MCY	2.14	2.14
tblVehicleEF	MCY	0.45	1.81
tblVehicleEF	MCY	1.83	1.61
tblVehicleEF	MCY	2.0790e-003	2.0880e-003
tblVehicleEF	MCY	6.5300e-004	5.7700e-004
tblVehicleEF	MCY	3.10	3.13
tblVehicleEF	MCY	1.23	1.26
tblVehicleEF	MCY	2.07	2.09
tblVehicleEF	MCY	2.65	2.65
tblVehicleEF	MCY	0.45	1.81
tblVehicleEF	MCY	1.99	1.75

Merrill Commerce Center (Phase B Construction - Unmitigated) - San Bernardino-South Coast County, Summer

tblVehicleEF	MCY	0.43	0.32
tblVehicleEF	MCY	0.15	0.24
tblVehicleEF	MCY	18.58	18.81
tblVehicleEF	MCY	9.62	8.50
tblVehicleEF	MCY	169.81	209.52
tblVehicleEF	MCY	45.18	59.85
tblVehicleEF	MCY	1.11	1.11
tblVehicleEF	MCY	1.9700e-003	1.9320e-003
tblVehicleEF	MCY	3.3250e-003	2.8200e-003
tblVehicleEF	MCY	1.8410e-003	1.8050e-003
tblVehicleEF	MCY	3.1250e-003	2.6490e-003
tblVehicleEF	MCY	1.69	1.70
tblVehicleEF	MCY	1.07	1.09
tblVehicleEF	MCY	0.70	0.70
tblVehicleEF	MCY	2.15	2.16
tblVehicleEF	MCY	0.52	2.09
tblVehicleEF	MCY	2.05	1.81
tblVehicleEF	MCY	2.0650e-003	2.0730e-003
tblVehicleEF	MCY	6.6900e-004	5.9200e-004
tblVehicleEF	MCY	1.69	1.70
tblVehicleEF	MCY	1.07	1.09
tblVehicleEF	MCY	0.70	0.70
tblVehicleEF	MCY	2.67	2.67
tblVehicleEF	MCY	0.52	2.09
tblVehicleEF	MCY	2.23	1.97
tblVehicleEF	MDV	9.3540e-003	3.8560e-003
tblVehicleEF	MDV	0.01	0.07

Merrill Commerce Center (Phase B Construction - Unmitigated) - San Bernardino-South Coast County, Summer

tblVehicleEF	MDV	1.04	0.86
tblVehicleEF	MDV	2.45	2.81
tblVehicleEF	MDV	439.27	371.74
tblVehicleEF	MDV	98.67	77.98
tblVehicleEF	MDV	0.13	0.08
tblVehicleEF	MDV	1.7830e-003	1.4230e-003
tblVehicleEF	MDV	2.4100e-003	1.7590e-003
tblVehicleEF	MDV	1.6430e-003	1.3120e-003
tblVehicleEF	MDV	2.2160e-003	1.6180e-003
tblVehicleEF	MDV	0.09	0.11
tblVehicleEF	MDV	0.18	0.15
tblVehicleEF	MDV	0.08	0.10
tblVehicleEF	MDV	0.02	0.02
tblVehicleEF	MDV	0.10	0.47
tblVehicleEF	MDV	0.18	0.34
tblVehicleEF	MDV	4.3980e-003	3.6750e-003
tblVehicleEF	MDV	1.0290e-003	7.7200e-004
tblVehicleEF	MDV	0.09	0.11
tblVehicleEF	MDV	0.18	0.15
tblVehicleEF	MDV	0.08	0.10
tblVehicleEF	MDV	0.03	0.02
tblVehicleEF	MDV	0.10	0.47
tblVehicleEF	MDV	0.20	0.37
tblVehicleEF	MDV	0.01	4.4140e-003
tblVehicleEF	MDV	0.01	0.06
tblVehicleEF	MDV	1.27	1.05
tblVehicleEF	MDV	2.03	2.33

Merrill Commerce Center (Phase B Construction - Unmitigated) - San Bernardino-South Coast County, Summer

tblVehicleEF	MDV	478.15	394.46
tblVehicleEF	MDV	98.67	77.03
tblVehicleEF	MDV	0.11	0.07
tblVehicleEF	MDV	1.7830e-003	1.4230e-003
tblVehicleEF	MDV	2.4100e-003	1.7590e-003
tblVehicleEF	MDV	1.6430e-003	1.3120e-003
tblVehicleEF	MDV	2.2160e-003	1.6180e-003
tblVehicleEF	MDV	0.19	0.22
tblVehicleEF	MDV	0.21	0.18
tblVehicleEF	MDV	0.16	0.20
tblVehicleEF	MDV	0.03	0.02
tblVehicleEF	MDV	0.10	0.47
tblVehicleEF	MDV	0.15	0.29
tblVehicleEF	MDV	4.7900e-003	3.9000e-003
tblVehicleEF	MDV	1.0220e-003	7.6200e-004
tblVehicleEF	MDV	0.19	0.22
tblVehicleEF	MDV	0.21	0.18
tblVehicleEF	MDV	0.16	0.20
tblVehicleEF	MDV	0.04	0.03
tblVehicleEF	MDV	0.10	0.47
tblVehicleEF	MDV	0.17	0.31
tblVehicleEF	MDV	9.1040e-003	3.7610e-003
tblVehicleEF	MDV	0.01	0.07
tblVehicleEF	MDV	0.99	0.81
tblVehicleEF	MDV	2.42	2.77
tblVehicleEF	MDV	430.20	366.36
tblVehicleEF	MDV	98.67	77.90

Merrill Commerce Center (Phase B Construction - Unmitigated) - San Bernardino-South Coast County, Summer

tblVehicleEF	MDV	0.12	0.07
tblVehicleEF	MDV	1.7830e-003	1.4230e-003
tblVehicleEF	MDV	2.4100e-003	1.7590e-003
tblVehicleEF	MDV	1.6430e-003	1.3120e-003
tblVehicleEF	MDV	2.2160e-003	1.6180e-003
tblVehicleEF	MDV	0.09	0.10
tblVehicleEF	MDV	0.20	0.17
tblVehicleEF	MDV	0.08	0.09
tblVehicleEF	MDV	0.02	0.02
tblVehicleEF	MDV	0.12	0.55
tblVehicleEF	MDV	0.18	0.34
tblVehicleEF	MDV	4.3070e-003	3.6210e-003
tblVehicleEF	MDV	1.0290e-003	7.7100e-004
tblVehicleEF	MDV	0.09	0.10
tblVehicleEF	MDV	0.20	0.17
tblVehicleEF	MDV	0.08	0.09
tblVehicleEF	MDV	0.03	0.02
tblVehicleEF	MDV	0.12	0.55
tblVehicleEF	MDV	0.20	0.37
tblVehicleEF	MH	0.02	3.5960e-003
tblVehicleEF	MH	0.02	0.00
tblVehicleEF	MH	1.94	0.33
tblVehicleEF	MH	5.34	0.00
tblVehicleEF	MH	1,048.24	928.73
tblVehicleEF	MH	58.51	0.00
tblVehicleEF	MH	1.28	4.11
tblVehicleEF	MH	0.01	0.02

Merrill Commerce Center (Phase B Construction - Unmitigated) - San Bernardino-South Coast County, Summer

tblVehicleEF	MH	0.03	0.12
tblVehicleEF	MH	1.0110e-003	0.00
tblVehicleEF	MH	3.2250e-003	4.0000e-003
tblVehicleEF	MH	0.03	0.12
tblVehicleEF	MH	9.3000e-004	0.00
tblVehicleEF	MH	1.22	0.00
tblVehicleEF	MH	0.08	0.00
tblVehicleEF	MH	0.43	0.00
tblVehicleEF	MH	0.07	0.08
tblVehicleEF	MH	0.03	0.00
tblVehicleEF	MH	0.31	0.00
tblVehicleEF	MH	0.01	8.7800e-003
tblVehicleEF	MH	6.7800e-004	0.00
tblVehicleEF	MH	1.22	0.00
tblVehicleEF	MH	0.08	0.00
tblVehicleEF	MH	0.43	0.00
tblVehicleEF	MH	0.10	0.09
tblVehicleEF	MH	0.03	0.00
tblVehicleEF	MH	0.34	0.00
tblVehicleEF	MH	0.02	3.5960e-003
tblVehicleEF	MH	0.02	0.00
tblVehicleEF	MH	2.01	0.33
tblVehicleEF	MH	4.87	0.00
tblVehicleEF	MH	1,048.24	928.73
tblVehicleEF	MH	58.51	0.00
tblVehicleEF	MH	1.17	3.87
tblVehicleEF	MH	0.01	0.02

Merrill Commerce Center (Phase B Construction - Unmitigated) - San Bernardino-South Coast County, Summer

tblVehicleEF	MH	0.03	0.12
tblVehicleEF	MH	1.0110e-003	0.00
tblVehicleEF	MH	3.2250e-003	4.0000e-003
tblVehicleEF	MH	0.03	0.12
tblVehicleEF	MH	9.3000e-004	0.00
tblVehicleEF	MH	2.40	0.00
tblVehicleEF	MH	0.09	0.00
tblVehicleEF	MH	1.01	0.00
tblVehicleEF	MH	0.08	0.08
tblVehicleEF	MH	0.03	0.00
tblVehicleEF	MH	0.29	0.00
tblVehicleEF	MH	0.01	8.7800e-003
tblVehicleEF	MH	6.7000e-004	0.00
tblVehicleEF	MH	2.40	0.00
tblVehicleEF	MH	0.09	0.00
tblVehicleEF	MH	1.01	0.00
tblVehicleEF	MH	0.10	0.09
tblVehicleEF	MH	0.03	0.00
tblVehicleEF	MH	0.32	0.00
tblVehicleEF	MH	0.02	3.5960e-003
tblVehicleEF	MH	0.02	0.00
tblVehicleEF	MH	1.94	0.33
tblVehicleEF	MH	5.29	0.00
tblVehicleEF	MH	1,048.24	928.73
tblVehicleEF	MH	58.51	0.00
tblVehicleEF	MH	1.25	4.05
tblVehicleEF	MH	0.01	0.02

Merrill Commerce Center (Phase B Construction - Unmitigated) - San Bernardino-South Coast County, Summer

tblVehicleEF	MH	0.03	0.12
tblVehicleEF	MH	1.0110e-003	0.00
tblVehicleEF	MH	3.2250e-003	4.0000e-003
tblVehicleEF	MH	0.03	0.12
tblVehicleEF	MH	9.3000e-004	0.00
tblVehicleEF	MH	1.42	0.00
tblVehicleEF	MH	0.09	0.00
tblVehicleEF	MH	0.44	0.00
tblVehicleEF	MH	0.07	0.08
tblVehicleEF	MH	0.03	0.00
tblVehicleEF	MH	0.31	0.00
tblVehicleEF	MH	0.01	8.7800e-003
tblVehicleEF	MH	6.7700e-004	0.00
tblVehicleEF	MH	1.42	0.00
tblVehicleEF	MH	0.09	0.00
tblVehicleEF	MH	0.44	0.00
tblVehicleEF	MH	0.10	0.09
tblVehicleEF	MH	0.03	0.00
tblVehicleEF	MH	0.34	0.00
tblVehicleEF	MHD	0.02	3.0370e-003
tblVehicleEF	MHD	2.3730e-003	1.0670e-003
tblVehicleEF	MHD	0.04	7.4460e-003
tblVehicleEF	MHD	0.29	0.34
tblVehicleEF	MHD	0.21	0.14
tblVehicleEF	MHD	3.98	0.80
tblVehicleEF	MHD	157.13	63.12
tblVehicleEF	MHD	1,097.93	940.09

Merrill Commerce Center (Phase B Construction - Unmitigated) - San Bernardino-South Coast County, Summer

tblVehicleEF	MHD	49.45	7.43
tblVehicleEF	MHD	0.42	0.34
tblVehicleEF	MHD	0.63	1.01
tblVehicleEF	MHD	9.1000e-005	2.4100e-004
tblVehicleEF	MHD	2.7720e-003	7.6590e-003
tblVehicleEF	MHD	6.6500e-004	8.6000e-005
tblVehicleEF	MHD	8.7000e-005	2.3000e-004
tblVehicleEF	MHD	2.6480e-003	7.3240e-003
tblVehicleEF	MHD	6.1100e-004	7.9000e-005
tblVehicleEF	MHD	9.7700e-004	4.4300e-004
tblVehicleEF	MHD	0.03	0.02
tblVehicleEF	MHD	0.02	0.02
tblVehicleEF	MHD	5.2700e-004	2.3800e-004
tblVehicleEF	MHD	0.03	0.01
tblVehicleEF	MHD	0.01	0.08
tblVehicleEF	MHD	0.24	0.04
tblVehicleEF	MHD	1.5090e-003	5.9900e-004
tblVehicleEF	MHD	0.01	8.9580e-003
tblVehicleEF	MHD	5.6400e-004	7.4000e-005
tblVehicleEF	MHD	9.7700e-004	4.4300e-004
tblVehicleEF	MHD	0.03	0.02
tblVehicleEF	MHD	0.03	0.02
tblVehicleEF	MHD	5.2700e-004	2.3800e-004
tblVehicleEF	MHD	0.03	0.01
tblVehicleEF	MHD	0.01	0.08
tblVehicleEF	MHD	0.27	0.04
tblVehicleEF	MHD	0.01	2.8930e-003

Merrill Commerce Center (Phase B Construction - Unmitigated) - San Bernardino-South Coast County, Summer

tblVehicleEF	MHD	2.4050e-003	1.0900e-003
tblVehicleEF	MHD	0.04	7.1060e-003
tblVehicleEF	MHD	0.21	0.29
tblVehicleEF	MHD	0.21	0.15
tblVehicleEF	MHD	3.72	0.75
tblVehicleEF	MHD	166.43	62.88
tblVehicleEF	MHD	1,097.93	940.09
tblVehicleEF	MHD	49.45	7.34
tblVehicleEF	MHD	0.44	0.33
tblVehicleEF	MHD	0.59	0.95
tblVehicleEF	MHD	7.6000e-005	2.0600e-004
tblVehicleEF	MHD	2.7720e-003	7.6590e-003
tblVehicleEF	MHD	6.6500e-004	8.6000e-005
tblVehicleEF	MHD	7.3000e-005	1.9700e-004
tblVehicleEF	MHD	2.6480e-003	7.3240e-003
tblVehicleEF	MHD	6.1100e-004	7.9000e-005
tblVehicleEF	MHD	1.9120e-003	8.6600e-004
tblVehicleEF	MHD	0.04	0.02
tblVehicleEF	MHD	0.02	0.01
tblVehicleEF	MHD	1.1780e-003	5.3200e-004
tblVehicleEF	MHD	0.03	0.01
tblVehicleEF	MHD	0.01	0.08
tblVehicleEF	MHD	0.23	0.04
tblVehicleEF	MHD	1.5970e-003	5.9700e-004
tblVehicleEF	MHD	0.01	8.9590e-003
tblVehicleEF	MHD	5.6000e-004	7.3000e-005
tblVehicleEF	MHD	1.9120e-003	8.6600e-004

Merrill Commerce Center (Phase B Construction - Unmitigated) - San Bernardino-South Coast County, Summer

tblVehicleEF	MHD	0.04	0.02
tblVehicleEF	MHD	0.03	0.02
tblVehicleEF	MHD	1.1780e-003	5.3200e-004
tblVehicleEF	MHD	0.03	0.01
tblVehicleEF	MHD	0.01	0.08
tblVehicleEF	MHD	0.25	0.04
tblVehicleEF	MHD	0.02	3.2500e-003
tblVehicleEF	MHD	2.3770e-003	1.0690e-003
tblVehicleEF	MHD	0.04	7.3590e-003
tblVehicleEF	MHD	0.41	0.40
tblVehicleEF	MHD	0.21	0.14
tblVehicleEF	MHD	3.91	0.79
tblVehicleEF	MHD	144.26	63.46
tblVehicleEF	MHD	1,097.93	940.09
tblVehicleEF	MHD	49.45	7.41
tblVehicleEF	MHD	0.40	0.36
tblVehicleEF	MHD	0.62	0.99
tblVehicleEF	MHD	1.1000e-004	2.8900e-004
tblVehicleEF	MHD	2.7720e-003	7.6590e-003
tblVehicleEF	MHD	6.6500e-004	8.6000e-005
tblVehicleEF	MHD	1.0600e-004	2.7600e-004
tblVehicleEF	MHD	2.6480e-003	7.3240e-003
tblVehicleEF	MHD	6.1100e-004	7.9000e-005
tblVehicleEF	MHD	1.0160e-003	4.6200e-004
tblVehicleEF	MHD	0.04	0.02
tblVehicleEF	MHD	0.02	0.02
tblVehicleEF	MHD	5.1300e-004	2.3200e-004

Merrill Commerce Center (Phase B Construction - Unmitigated) - San Bernardino-South Coast County, Summer

tblVehicleEF	MHD	0.03	0.01
tblVehicleEF	MHD	0.01	0.09
tblVehicleEF	MHD	0.24	0.04
tblVehicleEF	MHD	1.3880e-003	6.0200e-004
tblVehicleEF	MHD	0.01	8.9580e-003
tblVehicleEF	MHD	5.6300e-004	7.3000e-005
tblVehicleEF	MHD	1.0160e-003	4.6200e-004
tblVehicleEF	MHD	0.04	0.02
tblVehicleEF	MHD	0.03	0.02
tblVehicleEF	MHD	5.1300e-004	2.3200e-004
tblVehicleEF	MHD	0.03	0.01
tblVehicleEF	MHD	0.01	0.09
tblVehicleEF	MHD	0.26	0.04
tblVehicleEF	OBUS	0.01	9.0060e-003
tblVehicleEF	OBUS	6.2520e-003	5.7900e-003
tblVehicleEF	OBUS	0.03	0.02
tblVehicleEF	OBUS	0.24	0.51
tblVehicleEF	OBUS	0.41	0.69
tblVehicleEF	OBUS	5.29	2.52
tblVehicleEF	OBUS	65.82	66.45
tblVehicleEF	OBUS	1,119.44	1,394.03
tblVehicleEF	OBUS	69.89	20.71
tblVehicleEF	OBUS	0.13	0.24
tblVehicleEF	OBUS	0.44	0.87
tblVehicleEF	OBUS	1.1000e-005	8.1000e-005
tblVehicleEF	OBUS	2.0200e-003	6.3490e-003
tblVehicleEF	OBUS	9.5000e-004	2.3700e-004

Merrill Commerce Center (Phase B Construction - Unmitigated) - San Bernardino-South Coast County, Summer

tblVehicleEF	OBUS	1.1000e-005	7.8000e-005
tblVehicleEF	OBUS	1.9090e-003	6.0530e-003
tblVehicleEF	OBUS	8.7400e-004	2.1800e-004
tblVehicleEF	OBUS	1.8990e-003	2.7570e-003
tblVehicleEF	OBUS	0.02	0.03
tblVehicleEF	OBUS	0.03	0.05
tblVehicleEF	OBUS	8.3600e-004	1.1520e-003
tblVehicleEF	OBUS	0.03	0.03
tblVehicleEF	OBUS	0.05	0.32
tblVehicleEF	OBUS	0.33	0.12
tblVehicleEF	OBUS	6.4000e-004	6.3400e-004
tblVehicleEF	OBUS	0.01	0.01
tblVehicleEF	OBUS	7.9100e-004	2.0500e-004
tblVehicleEF	OBUS	1.8990e-003	2.7570e-003
tblVehicleEF	OBUS	0.02	0.03
tblVehicleEF	OBUS	0.04	0.06
tblVehicleEF	OBUS	8.3600e-004	1.1520e-003
tblVehicleEF	OBUS	0.04	0.04
tblVehicleEF	OBUS	0.05	0.32
tblVehicleEF	OBUS	0.36	0.13
tblVehicleEF	OBUS	0.01	9.0820e-003
tblVehicleEF	OBUS	6.4110e-003	5.9630e-003
tblVehicleEF	OBUS	0.02	0.02
tblVehicleEF	OBUS	0.24	0.51
tblVehicleEF	OBUS	0.42	0.71
tblVehicleEF	OBUS	4.85	2.32
tblVehicleEF	OBUS	68.71	65.76

Merrill Commerce Center (Phase B Construction - Unmitigated) - San Bernardino-South Coast County, Summer

tblVehicleEF	OBUS	1,119.44	1,394.07
tblVehicleEF	OBUS	69.89	20.35
tblVehicleEF	OBUS	0.13	0.23
tblVehicleEF	OBUS	0.41	0.80
tblVehicleEF	OBUS	1.0000e-005	7.2000e-005
tblVehicleEF	OBUS	2.0200e-003	6.3490e-003
tblVehicleEF	OBUS	9.5000e-004	2.3700e-004
tblVehicleEF	OBUS	9.0000e-006	6.9000e-005
tblVehicleEF	OBUS	1.9090e-003	6.0530e-003
tblVehicleEF	OBUS	8.7400e-004	2.1800e-004
tblVehicleEF	OBUS	3.6770e-003	5.3510e-003
tblVehicleEF	OBUS	0.02	0.03
tblVehicleEF	OBUS	0.03	0.05
tblVehicleEF	OBUS	1.8930e-003	2.6140e-003
tblVehicleEF	OBUS	0.03	0.03
tblVehicleEF	OBUS	0.05	0.32
tblVehicleEF	OBUS	0.31	0.11
tblVehicleEF	OBUS	6.6800e-004	6.2800e-004
tblVehicleEF	OBUS	0.01	0.01
tblVehicleEF	OBUS	7.8400e-004	2.0100e-004
tblVehicleEF	OBUS	3.6770e-003	5.3510e-003
tblVehicleEF	OBUS	0.02	0.03
tblVehicleEF	OBUS	0.04	0.06
tblVehicleEF	OBUS	1.8930e-003	2.6140e-003
tblVehicleEF	OBUS	0.04	0.04
tblVehicleEF	OBUS	0.05	0.32
tblVehicleEF	OBUS	0.34	0.12

Merrill Commerce Center (Phase B Construction - Unmitigated) - San Bernardino-South Coast County, Summer

tblVehicleEF	OBUS	0.01	8.9410e-003
tblVehicleEF	OBUS	6.2690e-003	5.8090e-003
tblVehicleEF	OBUS	0.03	0.02
tblVehicleEF	OBUS	0.25	0.51
tblVehicleEF	OBUS	0.41	0.69
tblVehicleEF	OBUS	5.25	2.51
tblVehicleEF	OBUS	61.82	67.41
tblVehicleEF	OBUS	1,119.44	1,394.04
tblVehicleEF	OBUS	69.89	20.67
tblVehicleEF	OBUS	0.12	0.26
tblVehicleEF	OBUS	0.43	0.86
tblVehicleEF	OBUS	1.4000e-005	9.4000e-005
tblVehicleEF	OBUS	2.0200e-003	6.3490e-003
tblVehicleEF	OBUS	9.5000e-004	2.3700e-004
tblVehicleEF	OBUS	1.3000e-005	9.0000e-005
tblVehicleEF	OBUS	1.9090e-003	6.0530e-003
tblVehicleEF	OBUS	8.7400e-004	2.1800e-004
tblVehicleEF	OBUS	1.9540e-003	2.9210e-003
tblVehicleEF	OBUS	0.02	0.03
tblVehicleEF	OBUS	0.03	0.05
tblVehicleEF	OBUS	8.3000e-004	1.1560e-003
tblVehicleEF	OBUS	0.03	0.03
tblVehicleEF	OBUS	0.05	0.34
tblVehicleEF	OBUS	0.33	0.12
tblVehicleEF	OBUS	6.0200e-004	6.4400e-004
tblVehicleEF	OBUS	0.01	0.01
tblVehicleEF	OBUS	7.9100e-004	2.0500e-004

Merrill Commerce Center (Phase B Construction - Unmitigated) - San Bernardino-South Coast County, Summer

tblVehicleEF	OBUS	1.9540e-003	2.9210e-003
tblVehicleEF	OBUS	0.02	0.03
tblVehicleEF	OBUS	0.04	0.06
tblVehicleEF	OBUS	8.3000e-004	1.1560e-003
tblVehicleEF	OBUS	0.04	0.04
tblVehicleEF	OBUS	0.05	0.34
tblVehicleEF	OBUS	0.36	0.13
tblVehicleEF	SBUS	0.82	0.05
tblVehicleEF	SBUS	8.4750e-003	5.6520e-003
tblVehicleEF	SBUS	0.06	4.4230e-003
tblVehicleEF	SBUS	6.01	2.12
tblVehicleEF	SBUS	0.53	0.48
tblVehicleEF	SBUS	5.05	0.58
tblVehicleEF	SBUS	1,217.18	331.70
tblVehicleEF	SBUS	1,113.27	1,082.52
tblVehicleEF	SBUS	40.27	3.48
tblVehicleEF	SBUS	9.36	3.05
tblVehicleEF	SBUS	3.61	4.26
tblVehicleEF	SBUS	7.8830e-003	2.9700e-003
tblVehicleEF	SBUS	0.01	0.01
tblVehicleEF	SBUS	0.02	0.02
tblVehicleEF	SBUS	5.9900e-004	3.5000e-005
tblVehicleEF	SBUS	7.5420e-003	2.8410e-003
tblVehicleEF	SBUS	2.7330e-003	2.7420e-003
tblVehicleEF	SBUS	0.02	0.02
tblVehicleEF	SBUS	5.5100e-004	3.2000e-005
tblVehicleEF	SBUS	3.0330e-003	7.5800e-004

Merrill Commerce Center (Phase B Construction - Unmitigated) - San Bernardino-South Coast County, Summer

tblVehicleEF	SBUS	0.02	5.7310e-003
tblVehicleEF	SBUS	0.71	0.22
tblVehicleEF	SBUS	1.4390e-003	3.8400e-004
tblVehicleEF	SBUS	0.10	0.08
tblVehicleEF	SBUS	9.3710e-003	0.03
tblVehicleEF	SBUS	0.27	0.03
tblVehicleEF	SBUS	0.01	3.1550e-003
tblVehicleEF	SBUS	0.01	0.01
tblVehicleEF	SBUS	4.9000e-004	3.4000e-005
tblVehicleEF	SBUS	3.0330e-003	7.5800e-004
tblVehicleEF	SBUS	0.02	5.7310e-003
tblVehicleEF	SBUS	1.02	0.31
tblVehicleEF	SBUS	1.4390e-003	3.8400e-004
tblVehicleEF	SBUS	0.11	0.10
tblVehicleEF	SBUS	9.3710e-003	0.03
tblVehicleEF	SBUS	0.29	0.03
tblVehicleEF	SBUS	0.82	0.05
tblVehicleEF	SBUS	8.6200e-003	5.7220e-003
tblVehicleEF	SBUS	0.05	3.6550e-003
tblVehicleEF	SBUS	5.89	2.09
tblVehicleEF	SBUS	0.53	0.49
tblVehicleEF	SBUS	3.46	0.41
tblVehicleEF	SBUS	1,277.69	337.86
tblVehicleEF	SBUS	1,113.27	1,082.54
tblVehicleEF	SBUS	40.27	3.19
tblVehicleEF	SBUS	9.66	3.09
tblVehicleEF	SBUS	3.39	3.99

Merrill Commerce Center (Phase B Construction - Unmitigated) - San Bernardino-South Coast County, Summer

tblVehicleEF	SBUS	6.6460e-003	2.5130e-003
tblVehicleEF	SBUS	0.01	0.01
tblVehicleEF	SBUS	0.02	0.02
tblVehicleEF	SBUS	5.9900e-004	3.5000e-005
tblVehicleEF	SBUS	6.3580e-003	2.4040e-003
tblVehicleEF	SBUS	2.7330e-003	2.7420e-003
tblVehicleEF	SBUS	0.02	0.02
tblVehicleEF	SBUS	5.5100e-004	3.2000e-005
tblVehicleEF	SBUS	5.7580e-003	1.3700e-003
tblVehicleEF	SBUS	0.02	5.9610e-003
tblVehicleEF	SBUS	0.71	0.22
tblVehicleEF	SBUS	3.0800e-003	7.3800e-004
tblVehicleEF	SBUS	0.10	0.08
tblVehicleEF	SBUS	8.5600e-003	0.03
tblVehicleEF	SBUS	0.22	0.02
tblVehicleEF	SBUS	0.01	3.2130e-003
tblVehicleEF	SBUS	0.01	0.01
tblVehicleEF	SBUS	4.6300e-004	3.2000e-005
tblVehicleEF	SBUS	5.7580e-003	1.3700e-003
tblVehicleEF	SBUS	0.02	5.9610e-003
tblVehicleEF	SBUS	1.02	0.31
tblVehicleEF	SBUS	3.0800e-003	7.3800e-004
tblVehicleEF	SBUS	0.11	0.10
tblVehicleEF	SBUS	8.5600e-003	0.03
tblVehicleEF	SBUS	0.24	0.02
tblVehicleEF	SBUS	0.82	0.05
tblVehicleEF	SBUS	8.4790e-003	5.6490e-003

Merrill Commerce Center (Phase B Construction - Unmitigated) - San Bernardino-South Coast County, Summer

tblVehicleEF	SBUS	0.06	4.5230e-003
tblVehicleEF	SBUS	6.17	2.16
tblVehicleEF	SBUS	0.53	0.48
tblVehicleEF	SBUS	5.10	0.60
tblVehicleEF	SBUS	1,133.61	323.18
tblVehicleEF	SBUS	1,113.27	1,082.52
tblVehicleEF	SBUS	40.27	3.50
tblVehicleEF	SBUS	8.94	2.98
tblVehicleEF	SBUS	3.56	4.20
tblVehicleEF	SBUS	9.5930e-003	3.6010e-003
tblVehicleEF	SBUS	0.01	0.01
tblVehicleEF	SBUS	0.02	0.02
tblVehicleEF	SBUS	5.9900e-004	3.5000e-005
tblVehicleEF	SBUS	9.1780e-003	3.4450e-003
tblVehicleEF	SBUS	2.7330e-003	2.7420e-003
tblVehicleEF	SBUS	0.02	0.02
tblVehicleEF	SBUS	5.5100e-004	3.2000e-005
tblVehicleEF	SBUS	2.9290e-003	7.0600e-004
tblVehicleEF	SBUS	0.02	5.8560e-003
tblVehicleEF	SBUS	0.71	0.22
tblVehicleEF	SBUS	1.4140e-003	3.8400e-004
tblVehicleEF	SBUS	0.10	0.08
tblVehicleEF	SBUS	0.01	0.04
tblVehicleEF	SBUS	0.27	0.03
tblVehicleEF	SBUS	0.01	3.0740e-003
tblVehicleEF	SBUS	0.01	0.01
tblVehicleEF	SBUS	4.9100e-004	3.5000e-005

Merrill Commerce Center (Phase B Construction - Unmitigated) - San Bernardino-South Coast County, Summer

tblVehicleEF	SBUS	2.9290e-003	7.0600e-004
tblVehicleEF	SBUS	0.02	5.8560e-003
tblVehicleEF	SBUS	1.03	0.31
tblVehicleEF	SBUS	1.4140e-003	3.8400e-004
tblVehicleEF	SBUS	0.11	0.10
tblVehicleEF	SBUS	0.01	0.04
tblVehicleEF	SBUS	0.29	0.03
tblVehicleEF	UBUS	1.54	4.21
tblVehicleEF	UBUS	0.08	0.02
tblVehicleEF	UBUS	7.71	32.80
tblVehicleEF	UBUS	12.81	1.41
tblVehicleEF	UBUS	1,799.11	1,717.67
tblVehicleEF	UBUS	140.33	16.41
tblVehicleEF	UBUS	4.15	0.36
tblVehicleEF	UBUS	0.51	0.08
tblVehicleEF	UBUS	0.01	0.03
tblVehicleEF	UBUS	0.04	2.7180e-003
tblVehicleEF	UBUS	1.4670e-003	2.1400e-004
tblVehicleEF	UBUS	0.22	0.03
tblVehicleEF	UBUS	3.0000e-003	6.3130e-003
tblVehicleEF	UBUS	0.04	2.5830e-003
tblVehicleEF	UBUS	1.3480e-003	1.9700e-004
tblVehicleEF	UBUS	7.2070e-003	1.6210e-003
tblVehicleEF	UBUS	0.10	8.9290e-003
tblVehicleEF	UBUS	3.6150e-003	6.9100e-004
tblVehicleEF	UBUS	0.42	0.06
tblVehicleEF	UBUS	0.02	0.03

Merrill Commerce Center (Phase B Construction - Unmitigated) - San Bernardino-South Coast County, Summer

tblVehicleEF	UBUS	1.06	0.07
tblVehicleEF	UBUS	9.4600e-003	3.7390e-003
tblVehicleEF	UBUS	1.6370e-003	1.6200e-004
tblVehicleEF	UBUS	7.2070e-003	1.6210e-003
tblVehicleEF	UBUS	0.10	8.9290e-003
tblVehicleEF	UBUS	3.6150e-003	6.9100e-004
tblVehicleEF	UBUS	2.00	4.30
tblVehicleEF	UBUS	0.02	0.03
tblVehicleEF	UBUS	1.17	0.07
tblVehicleEF	UBUS	1.54	4.21
tblVehicleEF	UBUS	0.07	0.02
tblVehicleEF	UBUS	7.78	32.80
tblVehicleEF	UBUS	10.55	1.16
tblVehicleEF	UBUS	1,799.11	1,717.67
tblVehicleEF	UBUS	140.33	15.98
tblVehicleEF	UBUS	3.85	0.35
tblVehicleEF	UBUS	0.51	0.08
tblVehicleEF	UBUS	0.01	0.03
tblVehicleEF	UBUS	0.04	2.7180e-003
tblVehicleEF	UBUS	1.4670e-003	2.1400e-004
tblVehicleEF	UBUS	0.22	0.03
tblVehicleEF	UBUS	3.0000e-003	6.3130e-003
tblVehicleEF	UBUS	0.04	2.5830e-003
tblVehicleEF	UBUS	1.3480e-003	1.9700e-004
tblVehicleEF	UBUS	0.01	3.0930e-003
tblVehicleEF	UBUS	0.12	0.01
tblVehicleEF	UBUS	8.4130e-003	1.5870e-003

Merrill Commerce Center (Phase B Construction - Unmitigated) - San Bernardino-South Coast County, Summer

tblVehicleEF	UBUS	0.43	0.06
tblVehicleEF	UBUS	0.02	0.03
tblVehicleEF	UBUS	0.95	0.06
tblVehicleEF	UBUS	9.4620e-003	3.7390e-003
tblVehicleEF	UBUS	1.5980e-003	1.5800e-004
tblVehicleEF	UBUS	0.01	3.0930e-003
tblVehicleEF	UBUS	0.12	0.01
tblVehicleEF	UBUS	8.4130e-003	1.5870e-003
tblVehicleEF	UBUS	2.01	4.30
tblVehicleEF	UBUS	0.02	0.03
tblVehicleEF	UBUS	1.04	0.06
tblVehicleEF	UBUS	1.54	4.21
tblVehicleEF	UBUS	0.08	0.02
tblVehicleEF	UBUS	7.72	32.80
tblVehicleEF	UBUS	12.41	1.38
tblVehicleEF	UBUS	1,799.11	1,717.67
tblVehicleEF	UBUS	140.33	16.35
tblVehicleEF	UBUS	4.07	0.36
tblVehicleEF	UBUS	0.51	0.08
tblVehicleEF	UBUS	0.01	0.03
tblVehicleEF	UBUS	0.04	2.7180e-003
tblVehicleEF	UBUS	1.4670e-003	2.1400e-004
tblVehicleEF	UBUS	0.22	0.03
tblVehicleEF	UBUS	3.0000e-003	6.3130e-003
tblVehicleEF	UBUS	0.04	2.5830e-003
tblVehicleEF	UBUS	1.3480e-003	1.9700e-004
tblVehicleEF	UBUS	8.0140e-003	1.7000e-003

Merrill Commerce Center (Phase B Construction - Unmitigated) - San Bernardino-South Coast County, Summer

tblVehicleEF	UBUS	0.12	0.01
tblVehicleEF	UBUS	3.7130e-003	6.8300e-004
tblVehicleEF	UBUS	0.42	0.06
tblVehicleEF	UBUS	0.03	0.04
tblVehicleEF	UBUS	1.05	0.07
tblVehicleEF	UBUS	9.4600e-003	3.7390e-003
tblVehicleEF	UBUS	1.6300e-003	1.6200e-004
tblVehicleEF	UBUS	8.0140e-003	1.7000e-003
tblVehicleEF	UBUS	0.12	0.01
tblVehicleEF	UBUS	3.7130e-003	6.8300e-004
tblVehicleEF	UBUS	2.00	4.30
tblVehicleEF	UBUS	0.03	0.04
tblVehicleEF	UBUS	1.15	0.07
tblVehicleTrips	CC_TL	8.40	0.00
tblVehicleTrips	CC_TL	8.40	0.00
tblVehicleTrips	CNW_TL	6.90	0.00
tblVehicleTrips	CNW_TL	6.90	0.00
tblVehicleTrips	CNW_TTP	41.00	0.00
tblVehicleTrips	CW_TL	16.60	0.00
tblVehicleTrips	CW_TL	16.60	0.00
tblVehicleTrips	CW_TTP	59.00	0.00
tblVehicleTrips	DV_TP	5.00	0.00
tblVehicleTrips	PB_TP	3.00	0.00
tblVehicleTrips	PR_TP	92.00	0.00
tblVehicleTrips	ST_TR	1.68	0.00
tblVehicleTrips	SU_TR	1.68	0.00
tblVehicleTrips	WD_TR	1.68	0.00

Merrill Commerce Center (Phase B Construction - Unmitigated) - San Bernardino-South Coast County, Summer

tblWater	IndoorWaterUseRate	1,117,862,500.00	0.00
----------	--------------------	------------------	------

2.0 Emissions Summary

2.1 Overall Construction (Maximum Daily Emission)

Unmitigated Construction

	ROG	NOx	CO	SO2	Fugitive PM10	Exhaust PM10	PM10 Total	Fugitive PM2.5	Exhaust PM2.5	PM2.5 Total	Bio- CO2	NBio- CO2	Total CO2	CH4	N2O	CO2e
Year	lb/day										lb/day					
2022	2.7157	25.9605	21.1971	0.0411	0.5774	1.2442	1.8216	0.1263	1.1567	1.2830	0.0000	3,982.4935	3,982.4935	1.0607	0.0000	4,009.0117
2023	3.9961	41.9255	28.7743	0.0736	21.9792	1.7589	23.7381	10.3848	1.6182	12.0030	0.0000	7,127.8582	7,127.8582	2.2446	0.0000	7,183.9743
2024	85.3475	106.7018	138.5685	0.5831	37.2707	1.8100	39.0807	10.0168	1.6866	11.7034	0.0000	59,261.6701	59,261.6701	3.7555	0.0000	59,355.5571
2025	84.3252	101.5612	130.7449	0.5706	37.2707	1.5986	38.8692	10.0168	1.4893	11.5061	0.0000	58,015.1992	58,015.1992	3.6824	0.0000	58,107.2580
Maximum	85.3475	106.7018	138.5685	0.5831	37.2707	1.8100	39.0807	10.3848	1.6866	12.0030	0.0000	59,261.6701	59,261.6701	3.7555	0.0000	59,355.5571

Merrill Commerce Center (Phase B Construction - Unmitigated) - San Bernardino-South Coast County, Summer

2.1 Overall Construction (Maximum Daily Emission)**Mitigated Construction**

	ROG	NOx	CO	SO2	Fugitive PM10	Exhaust PM10	PM10 Total	Fugitive PM2.5	Exhaust PM2.5	PM2.5 Total	Bio- CO2	NBio- CO2	Total CO2	CH4	N2O	CO2e
Year	lb/day										lb/day					
2022	2.7157	25.9605	21.1971	0.0411	0.4525	1.2442	1.6967	0.1074	1.1567	1.2641	0.0000	3,982.4935	3,982.4935	1.0607	0.0000	4,009.0117
2023	3.9961	41.9255	28.7743	0.0736	8.6946	1.7589	10.4535	4.0826	1.6182	5.7009	0.0000	7,127.8582	7,127.8582	2.2446	0.0000	7,183.9743
2024	85.3475	106.7018	138.5685	0.5831	37.2707	1.8100	39.0807	10.0168	1.6866	11.7034	0.0000	59,261.6701	59,261.6701	3.7555	0.0000	59,355.5571
2025	84.3252	101.5612	130.7449	0.5706	37.2707	1.5986	38.8692	10.0168	1.4893	11.5061	0.0000	58,015.1992	58,015.1992	3.6824	0.0000	58,107.2580
Maximum	85.3475	106.7018	138.5685	0.5831	37.2707	1.8100	39.0807	10.0168	1.6866	11.7034	0.0000	59,261.6701	59,261.6701	3.7555	0.0000	59,355.5571

	ROG	NOx	CO	SO2	Fugitive PM10	Exhaust PM10	PM10 Total	Fugitive PM2.5	Exhaust PM2.5	PM2.5 Total	Bio- CO2	NBio-CO2	Total CO2	CH4	N2O	CO2e
Percent Reduction	0.00	0.00	0.00	0.00	13.81	0.00	12.95	20.69	0.00	17.32	0.00	0.00	0.00	0.00	0.00	0.00

Merrill Commerce Center (Phase B Construction - Unmitigated) - San Bernardino-South Coast County, Summer

2.2 Overall Operational**Unmitigated Operational**

	ROG	NOx	CO	SO2	Fugitive PM10	Exhaust PM10	PM10 Total	Fugitive PM2.5	Exhaust PM2.5	PM2.5 Total	Bio- CO2	NBio- CO2	Total CO2	CH4	N2O	CO2e
Category	lb/day										lb/day					
Area	108.3445	4.4800e-003	0.4940	4.0000e-005		1.7600e-003	1.7600e-003		1.7600e-003	1.7600e-003		1.0615	1.0615	2.7600e-003		1.1306
Energy	0.0000	0.0000	0.0000	0.0000		0.0000	0.0000		0.0000	0.0000		0.0000	0.0000	0.0000	0.0000	0.0000
Mobile	0.0000	0.0000	0.0000	0.0000	0.0000	0.0000	0.0000	0.0000	0.0000	0.0000		0.0000	0.0000	0.0000		0.0000
Total	108.3445	4.4800e-003	0.4940	4.0000e-005	0.0000	1.7600e-003	1.7600e-003	0.0000	1.7600e-003	1.7600e-003		1.0615	1.0615	2.7600e-003	0.0000	1.1306

Mitigated Operational

	ROG	NOx	CO	SO2	Fugitive PM10	Exhaust PM10	PM10 Total	Fugitive PM2.5	Exhaust PM2.5	PM2.5 Total	Bio- CO2	NBio- CO2	Total CO2	CH4	N2O	CO2e
Category	lb/day										lb/day					
Area	108.3445	4.4800e-003	0.4940	4.0000e-005		1.7600e-003	1.7600e-003		1.7600e-003	1.7600e-003		1.0615	1.0615	2.7600e-003		1.1306
Energy	0.0000	0.0000	0.0000	0.0000		0.0000	0.0000		0.0000	0.0000		0.0000	0.0000	0.0000	0.0000	0.0000
Mobile	0.0000	0.0000	0.0000	0.0000	0.0000	0.0000	0.0000	0.0000	0.0000	0.0000		0.0000	0.0000	0.0000		0.0000
Total	108.3445	4.4800e-003	0.4940	4.0000e-005	0.0000	1.7600e-003	1.7600e-003	0.0000	1.7600e-003	1.7600e-003		1.0615	1.0615	2.7600e-003	0.0000	1.1306

Merrill Commerce Center (Phase B Construction - Unmitigated) - San Bernardino-South Coast County, Summer

	ROG	NOx	CO	SO2	Fugitive PM10	Exhaust PM10	PM10 Total	Fugitive PM2.5	Exhaust PM2.5	PM2.5 Total	Bio- CO2	NBio-CO2	Total CO2	CH4	N2O	CO2e
Percent Reduction	0.00	0.00	0.00	0.00	0.00	0.00	0.00	0.00	0.00	0.00	0.00	0.00	0.00	0.00	0.00	0.00

3.0 Construction Detail

Construction Phase

Phase Number	Phase Name	Phase Type	Start Date	End Date	Num Days Week	Num Days	Phase Description
1	Demolition	Demolition	12/24/2022	4/14/2023	5	80	
2	Site Preparation	Site Preparation	4/15/2023	8/4/2023	5	80	
3	Grading	Grading	8/5/2023	2/16/2024	5	140	
4	Building Construction	Building Construction	2/17/2024	12/26/2025	5	485	
5	Paving	Paving	9/21/2024	12/26/2025	5	330	
6	Architectural Coating	Architectural Coating	9/21/2024	12/26/2025	5	330	

Acres of Grading (Site Preparation Phase): 280

Acres of Grading (Grading Phase): 560

Acres of Paving: 16.47

Residential Indoor: 0; Residential Outdoor: 0; Non-Residential Indoor: 7,251,000; Non-Residential Outdoor: 2,417,000; Striped Parking Area: 43,046 (Architectural Coating – sqft)

OffRoad Equipment

Merrill Commerce Center (Phase B Construction - Unmitigated) - San Bernardino-South Coast County, Summer

Phase Name	Offroad Equipment Type	Amount	Usage Hours	Horse Power	Load Factor
Demolition	Concrete/Industrial Saws	1	8.00	81	0.73
Demolition	Excavators	3	8.00	158	0.38
Demolition	Rubber Tired Dozers	2	8.00	247	0.40
Site Preparation	Crawler Tractors	4	8.00	212	0.43
Site Preparation	Rubber Tired Dozers	3	8.00	247	0.40
Site Preparation	Tractors/Loaders/Backhoes	0	8.00	97	0.37
Grading	Crawler Tractors	2	8.00	212	0.43
Grading	Excavators	2	8.00	158	0.38
Grading	Graders	1	8.00	187	0.41
Grading	Rubber Tired Dozers	1	8.00	247	0.40
Grading	Scrapers	2	8.00	367	0.48
Grading	Tractors/Loaders/Backhoes	0	8.00	97	0.37
Building Construction	Cranes	1	8.00	231	0.29
Building Construction	Crawler Tractors	3	8.00	212	0.43
Building Construction	Forklifts	3	8.00	89	0.20
Building Construction	Generator Sets	1	8.00	84	0.74
Building Construction	Tractors/Loaders/Backhoes	0	8.00	97	0.37
Building Construction	Welders	1	8.00	46	0.45
Paving	Pavers	2	8.00	130	0.42
Paving	Paving Equipment	2	8.00	132	0.36
Paving	Rollers	2	8.00	80	0.38
Architectural Coating	Air Compressors	1	8.00	78	0.48

Trips and VMT

Merrill Commerce Center (Phase B Construction - Unmitigated) - San Bernardino-South Coast County, Summer

Phase Name	Offroad Equipment Count	Worker Trip Number	Vendor Trip Number	Hauling Trip Number	Worker Trip Length	Vendor Trip Length	Hauling Trip Length	Worker Vehicle Class	Vendor Vehicle Class	Hauling Vehicle Class
Demolition	6	15.00	0.00	76.00	14.70	6.90	20.00	LD_Mix	HDT_Mix	HHDT
Site Preparation	7	18.00	0.00	0.00	14.70	6.90	20.00	LD_Mix	HDT_Mix	HHDT
Grading	8	20.00	0.00	0.00	14.70	6.90	20.00	LD_Mix	HDT_Mix	HHDT
Building Construction	9	2,332.00	910.00	0.00	14.70	6.90	20.00	LD_Mix	HDT_Mix	HHDT
Paving	6	15.00	0.00	0.00	14.70	6.90	20.00	LD_Mix	HDT_Mix	HHDT
Architectural Coating	1	466.00	0.00	0.00	14.70	6.90	20.00	LD_Mix	HDT_Mix	HHDT

3.1 Mitigation Measures Construction

Water Exposed Area

3.2 Demolition - 2022**Unmitigated Construction On-Site**

	ROG	NOx	CO	SO2	Fugitive PM10	Exhaust PM10	PM10 Total	Fugitive PM2.5	Exhaust PM2.5	PM2.5 Total	Bio- CO2	NBio- CO2	Total CO2	CH4	N2O	CO2e
Category	lb/day										lb/day					
Fugitive Dust					0.2048	0.0000	0.2048	0.0310	0.0000	0.0310			0.0000			0.0000
Off-Road	2.6392	25.7194	20.5941	0.0388		1.2427	1.2427		1.1553	1.1553		3,746.781 2	3,746.781 2	1.0524		3,773.092 0
Total	2.6392	25.7194	20.5941	0.0388	0.2048	1.2427	1.4474	0.0310	1.1553	1.1863		3,746.781 2	3,746.781 2	1.0524		3,773.092 0

Merrill Commerce Center (Phase B Construction - Unmitigated) - San Bernardino-South Coast County, Summer

3.2 Demolition - 2022**Unmitigated Construction Off-Site**

	ROG	NOx	CO	SO2	Fugitive PM10	Exhaust PM10	PM10 Total	Fugitive PM2.5	Exhaust PM2.5	PM2.5 Total	Bio- CO2	NBio- CO2	Total CO2	CH4	N2O	CO2e
Category	lb/day										lb/day					
Hauling	5.3400e-003	0.1987	0.0325	7.3000e-004	0.2050	5.1000e-004	0.2055	0.0508	4.9000e-004	0.0513		77.5220	77.5220	4.1000e-003		77.6246
Vendor	0.0000	0.0000	0.0000	0.0000	0.0000	0.0000	0.0000	0.0000	0.0000	0.0000		0.0000	0.0000	0.0000		0.0000
Worker	0.0712	0.0424	0.5705	1.5900e-003	0.1677	1.0400e-003	0.1687	0.0445	9.6000e-004	0.0454		158.1904	158.1904	4.1900e-003		158.2951
Total	0.0765	0.2411	0.6030	2.3200e-003	0.3727	1.5500e-003	0.3742	0.0953	1.4500e-003	0.0967		235.7124	235.7124	8.2900e-003		235.9197

Mitigated Construction On-Site

	ROG	NOx	CO	SO2	Fugitive PM10	Exhaust PM10	PM10 Total	Fugitive PM2.5	Exhaust PM2.5	PM2.5 Total	Bio- CO2	NBio- CO2	Total CO2	CH4	N2O	CO2e
Category	lb/day										lb/day					
Fugitive Dust					0.0799	0.0000	0.0799	0.0121	0.0000	0.0121			0.0000			0.0000
Off-Road	2.6392	25.7194	20.5941	0.0388		1.2427	1.2427		1.1553	1.1553	0.0000	3,746.7812	3,746.7812	1.0524		3,773.0920
Total	2.6392	25.7194	20.5941	0.0388	0.0799	1.2427	1.3225	0.0121	1.1553	1.1674	0.0000	3,746.7812	3,746.7812	1.0524		3,773.0920

Merrill Commerce Center (Phase B Construction - Unmitigated) - San Bernardino-South Coast County, Summer

3.2 Demolition - 2022**Mitigated Construction Off-Site**

	ROG	NOx	CO	SO2	Fugitive PM10	Exhaust PM10	PM10 Total	Fugitive PM2.5	Exhaust PM2.5	PM2.5 Total	Bio- CO2	NBio- CO2	Total CO2	CH4	N2O	CO2e
Category	lb/day										lb/day					
Hauling	5.3400e-003	0.1987	0.0325	7.3000e-004	0.2050	5.1000e-004	0.2055	0.0508	4.9000e-004	0.0513		77.5220	77.5220	4.1000e-003		77.6246
Vendor	0.0000	0.0000	0.0000	0.0000	0.0000	0.0000	0.0000	0.0000	0.0000	0.0000		0.0000	0.0000	0.0000		0.0000
Worker	0.0712	0.0424	0.5705	1.5900e-003	0.1677	1.0400e-003	0.1687	0.0445	9.6000e-004	0.0454		158.1904	158.1904	4.1900e-003		158.2951
Total	0.0765	0.2411	0.6030	2.3200e-003	0.3727	1.5500e-003	0.3742	0.0953	1.4500e-003	0.0967		235.7124	235.7124	8.2900e-003		235.9197

3.2 Demolition - 2023**Unmitigated Construction On-Site**

	ROG	NOx	CO	SO2	Fugitive PM10	Exhaust PM10	PM10 Total	Fugitive PM2.5	Exhaust PM2.5	PM2.5 Total	Bio- CO2	NBio- CO2	Total CO2	CH4	N2O	CO2e
Category	lb/day										lb/day					
Fugitive Dust					0.2048	0.0000	0.2048	0.0310	0.0000	0.0310			0.0000			0.0000
Off-Road	2.2691	21.4844	19.6434	0.0388		0.9975	0.9975		0.9280	0.9280		3,746.9840	3,746.9840	1.0494		3,773.2183
Total	2.2691	21.4844	19.6434	0.0388	0.2048	0.9975	1.2023	0.0310	0.9280	0.9590		3,746.9840	3,746.9840	1.0494		3,773.2183

Merrill Commerce Center (Phase B Construction - Unmitigated) - San Bernardino-South Coast County, Summer

3.2 Demolition - 2023**Unmitigated Construction Off-Site**

	ROG	NOx	CO	SO2	Fugitive PM10	Exhaust PM10	PM10 Total	Fugitive PM2.5	Exhaust PM2.5	PM2.5 Total	Bio- CO2	NBio- CO2	Total CO2	CH4	N2O	CO2e
Category	lb/day										lb/day					
Hauling	3.6400e-003	0.1333	0.0285	7.0000e-004	0.0175	2.3000e-004	0.0177	4.7600e-003	2.2000e-004	4.9900e-003		74.8812	74.8812	3.4500e-003		74.9674
Vendor	0.0000	0.0000	0.0000	0.0000	0.0000	0.0000	0.0000	0.0000	0.0000	0.0000		0.0000	0.0000	0.0000		0.0000
Worker	0.0666	0.0381	0.5238	1.5300e-003	0.1677	1.0100e-003	0.1687	0.0445	9.3000e-004	0.0454		152.2425	152.2425	3.7500e-003		152.3363
Total	0.0702	0.1714	0.5523	2.2300e-003	0.1851	1.2400e-003	0.1864	0.0492	1.1500e-003	0.0504		227.1237	227.1237	7.2000e-003		227.3037

Mitigated Construction On-Site

	ROG	NOx	CO	SO2	Fugitive PM10	Exhaust PM10	PM10 Total	Fugitive PM2.5	Exhaust PM2.5	PM2.5 Total	Bio- CO2	NBio- CO2	Total CO2	CH4	N2O	CO2e
Category	lb/day										lb/day					
Fugitive Dust					0.0799	0.0000	0.0799	0.0121	0.0000	0.0121			0.0000			0.0000
Off-Road	2.2691	21.4844	19.6434	0.0388		0.9975	0.9975		0.9280	0.9280	0.0000	3,746.9840	3,746.9840	1.0494		3,773.2183
Total	2.2691	21.4844	19.6434	0.0388	0.0799	0.9975	1.0774	0.0121	0.9280	0.9401	0.0000	3,746.9840	3,746.9840	1.0494		3,773.2183

Merrill Commerce Center (Phase B Construction - Unmitigated) - San Bernardino-South Coast County, Summer

3.2 Demolition - 2023**Mitigated Construction Off-Site**

	ROG	NOx	CO	SO2	Fugitive PM10	Exhaust PM10	PM10 Total	Fugitive PM2.5	Exhaust PM2.5	PM2.5 Total	Bio- CO2	NBio- CO2	Total CO2	CH4	N2O	CO2e
Category	lb/day										lb/day					
Hauling	3.6400e-003	0.1333	0.0285	7.0000e-004	0.0175	2.3000e-004	0.0177	4.7600e-003	2.2000e-004	4.9900e-003		74.8812	74.8812	3.4500e-003		74.9674
Vendor	0.0000	0.0000	0.0000	0.0000	0.0000	0.0000	0.0000	0.0000	0.0000	0.0000		0.0000	0.0000	0.0000		0.0000
Worker	0.0666	0.0381	0.5238	1.5300e-003	0.1677	1.0100e-003	0.1687	0.0445	9.3000e-004	0.0454		152.2425	152.2425	3.7500e-003		152.3363
Total	0.0702	0.1714	0.5523	2.2300e-003	0.1851	1.2400e-003	0.1864	0.0492	1.1500e-003	0.0504		227.1237	227.1237	7.2000e-003		227.3037

3.3 Site Preparation - 2023**Unmitigated Construction On-Site**

	ROG	NOx	CO	SO2	Fugitive PM10	Exhaust PM10	PM10 Total	Fugitive PM2.5	Exhaust PM2.5	PM2.5 Total	Bio- CO2	NBio- CO2	Total CO2	CH4	N2O	CO2e
Category	lb/day										lb/day					
Fugitive Dust					21.7780	0.0000	21.7780	10.3315	0.0000	10.3315			0.0000			0.0000
Off-Road	3.8307	41.8798	18.2937	0.0569		1.7577	1.7577		1.6171	1.6171		5,514.089 1	5,514.089 1	1.7834		5,558.673 3
Total	3.8307	41.8798	18.2937	0.0569	21.7780	1.7577	23.5357	10.3315	1.6171	11.9486		5,514.089 1	5,514.089 1	1.7834		5,558.673 3

Merrill Commerce Center (Phase B Construction - Unmitigated) - San Bernardino-South Coast County, Summer

3.3 Site Preparation - 2023**Unmitigated Construction Off-Site**

	ROG	NOx	CO	SO2	Fugitive PM10	Exhaust PM10	PM10 Total	Fugitive PM2.5	Exhaust PM2.5	PM2.5 Total	Bio- CO2	NBio- CO2	Total CO2	CH4	N2O	CO2e
Category	lb/day										lb/day					
Hauling	0.0000	0.0000	0.0000	0.0000	0.0000	0.0000	0.0000	0.0000	0.0000	0.0000		0.0000	0.0000	0.0000		0.0000
Vendor	0.0000	0.0000	0.0000	0.0000	0.0000	0.0000	0.0000	0.0000	0.0000	0.0000		0.0000	0.0000	0.0000		0.0000
Worker	0.0799	0.0458	0.6286	1.8300e-003	0.2012	1.2200e-003	0.2024	0.0534	1.1200e-003	0.0545		182.6910	182.6910	4.5000e-003		182.8036
Total	0.0799	0.0458	0.6286	1.8300e-003	0.2012	1.2200e-003	0.2024	0.0534	1.1200e-003	0.0545		182.6910	182.6910	4.5000e-003		182.8036

Mitigated Construction On-Site

	ROG	NOx	CO	SO2	Fugitive PM10	Exhaust PM10	PM10 Total	Fugitive PM2.5	Exhaust PM2.5	PM2.5 Total	Bio- CO2	NBio- CO2	Total CO2	CH4	N2O	CO2e
Category	lb/day										lb/day					
Fugitive Dust					8.4934	0.0000	8.4934	4.0293	0.0000	4.0293			0.0000			0.0000
Off-Road	3.8307	41.8798	18.2937	0.0569		1.7577	1.7577		1.6171	1.6171	0.0000	5,514.089 1	5,514.089 1	1.7834		5,558.673 3
Total	3.8307	41.8798	18.2937	0.0569	8.4934	1.7577	10.2511	4.0293	1.6171	5.6464	0.0000	5,514.089 1	5,514.089 1	1.7834		5,558.673 3

Merrill Commerce Center (Phase B Construction - Unmitigated) - San Bernardino-South Coast County, Summer

3.3 Site Preparation - 2023**Mitigated Construction Off-Site**

	ROG	NOx	CO	SO2	Fugitive PM10	Exhaust PM10	PM10 Total	Fugitive PM2.5	Exhaust PM2.5	PM2.5 Total	Bio- CO2	NBio- CO2	Total CO2	CH4	N2O	CO2e
Category	lb/day										lb/day					
Hauling	0.0000	0.0000	0.0000	0.0000	0.0000	0.0000	0.0000	0.0000	0.0000	0.0000		0.0000	0.0000	0.0000		0.0000
Vendor	0.0000	0.0000	0.0000	0.0000	0.0000	0.0000	0.0000	0.0000	0.0000	0.0000		0.0000	0.0000	0.0000		0.0000
Worker	0.0799	0.0458	0.6286	1.8300e-003	0.2012	1.2200e-003	0.2024	0.0534	1.1200e-003	0.0545		182.6910	182.6910	4.5000e-003		182.8036
Total	0.0799	0.0458	0.6286	1.8300e-003	0.2012	1.2200e-003	0.2024	0.0534	1.1200e-003	0.0545		182.6910	182.6910	4.5000e-003		182.8036

3.4 Grading - 2023**Unmitigated Construction On-Site**

	ROG	NOx	CO	SO2	Fugitive PM10	Exhaust PM10	PM10 Total	Fugitive PM2.5	Exhaust PM2.5	PM2.5 Total	Bio- CO2	NBio- CO2	Total CO2	CH4	N2O	CO2e
Category	lb/day										lb/day					
Fugitive Dust					10.2641	0.0000	10.2641	3.7683	0.0000	3.7683			0.0000			0.0000
Off-Road	3.9073	41.6934	28.0758	0.0715		1.6703	1.6703		1.5367	1.5367		6,924.868 2	6,924.868 2	2.2396		6,980.859 3
Total	3.9073	41.6934	28.0758	0.0715	10.2641	1.6703	11.9344	3.7683	1.5367	5.3050		6,924.868 2	6,924.868 2	2.2396		6,980.859 3

Merrill Commerce Center (Phase B Construction - Unmitigated) - San Bernardino-South Coast County, Summer

3.4 Grading - 2023**Unmitigated Construction Off-Site**

	ROG	NOx	CO	SO2	Fugitive PM10	Exhaust PM10	PM10 Total	Fugitive PM2.5	Exhaust PM2.5	PM2.5 Total	Bio- CO2	NBio- CO2	Total CO2	CH4	N2O	CO2e
Category	lb/day										lb/day					
Hauling	0.0000	0.0000	0.0000	0.0000	0.0000	0.0000	0.0000	0.0000	0.0000	0.0000		0.0000	0.0000	0.0000		0.0000
Vendor	0.0000	0.0000	0.0000	0.0000	0.0000	0.0000	0.0000	0.0000	0.0000	0.0000		0.0000	0.0000	0.0000		0.0000
Worker	0.0888	0.0509	0.6984	2.0400e-003	0.2236	1.3500e-003	0.2249	0.0593	1.2400e-003	0.0605		202.9900	202.9900	5.0000e-003		203.1151
Total	0.0888	0.0509	0.6984	2.0400e-003	0.2236	1.3500e-003	0.2249	0.0593	1.2400e-003	0.0605		202.9900	202.9900	5.0000e-003		203.1151

Mitigated Construction On-Site

	ROG	NOx	CO	SO2	Fugitive PM10	Exhaust PM10	PM10 Total	Fugitive PM2.5	Exhaust PM2.5	PM2.5 Total	Bio- CO2	NBio- CO2	Total CO2	CH4	N2O	CO2e
Category	lb/day										lb/day					
Fugitive Dust					4.0030	0.0000	4.0030	1.4696	0.0000	1.4696			0.0000			0.0000
Off-Road	3.9073	41.6934	28.0758	0.0715		1.6703	1.6703		1.5367	1.5367	0.0000	6,924.868 2	6,924.868 2	2.2396		6,980.859 3
Total	3.9073	41.6934	28.0758	0.0715	4.0030	1.6703	5.6733	1.4696	1.5367	3.0063	0.0000	6,924.868 2	6,924.868 2	2.2396		6,980.859 3

Merrill Commerce Center (Phase B Construction - Unmitigated) - San Bernardino-South Coast County, Summer

3.4 Grading - 2023**Mitigated Construction Off-Site**

	ROG	NOx	CO	SO2	Fugitive PM10	Exhaust PM10	PM10 Total	Fugitive PM2.5	Exhaust PM2.5	PM2.5 Total	Bio- CO2	NBio- CO2	Total CO2	CH4	N2O	CO2e
Category	lb/day										lb/day					
Hauling	0.0000	0.0000	0.0000	0.0000	0.0000	0.0000	0.0000	0.0000	0.0000	0.0000		0.0000	0.0000	0.0000		0.0000
Vendor	0.0000	0.0000	0.0000	0.0000	0.0000	0.0000	0.0000	0.0000	0.0000	0.0000		0.0000	0.0000	0.0000		0.0000
Worker	0.0888	0.0509	0.6984	2.0400e-003	0.2236	1.3500e-003	0.2249	0.0593	1.2400e-003	0.0605		202.9900	202.9900	5.0000e-003		203.1151
Total	0.0888	0.0509	0.6984	2.0400e-003	0.2236	1.3500e-003	0.2249	0.0593	1.2400e-003	0.0605		202.9900	202.9900	5.0000e-003		203.1151

3.4 Grading - 2024**Unmitigated Construction On-Site**

	ROG	NOx	CO	SO2	Fugitive PM10	Exhaust PM10	PM10 Total	Fugitive PM2.5	Exhaust PM2.5	PM2.5 Total	Bio- CO2	NBio- CO2	Total CO2	CH4	N2O	CO2e
Category	lb/day										lb/day					
Fugitive Dust					10.2641	0.0000	10.2641	3.7683	0.0000	3.7683			0.0000			0.0000
Off-Road	3.7784	38.9767	27.6567	0.0715		1.5711	1.5711		1.4454	1.4454		6,923.5170	6,923.5170	2.2392		6,979.4972
Total	3.7784	38.9767	27.6567	0.0715	10.2641	1.5711	11.8352	3.7683	1.4454	5.2137		6,923.5170	6,923.5170	2.2392		6,979.4972

Merrill Commerce Center (Phase B Construction - Unmitigated) - San Bernardino-South Coast County, Summer

3.4 Grading - 2024**Unmitigated Construction Off-Site**

	ROG	NOx	CO	SO2	Fugitive PM10	Exhaust PM10	PM10 Total	Fugitive PM2.5	Exhaust PM2.5	PM2.5 Total	Bio- CO2	NBio- CO2	Total CO2	CH4	N2O	CO2e
Category	lb/day										lb/day					
Hauling	0.0000	0.0000	0.0000	0.0000	0.0000	0.0000	0.0000	0.0000	0.0000	0.0000		0.0000	0.0000	0.0000		0.0000
Vendor	0.0000	0.0000	0.0000	0.0000	0.0000	0.0000	0.0000	0.0000	0.0000	0.0000		0.0000	0.0000	0.0000		0.0000
Worker	0.0835	0.0461	0.6513	1.9700e-003	0.2236	1.3400e-003	0.2249	0.0593	1.2300e-003	0.0605		196.4072	196.4072	4.5600e-003		196.5213
Total	0.0835	0.0461	0.6513	1.9700e-003	0.2236	1.3400e-003	0.2249	0.0593	1.2300e-003	0.0605		196.4072	196.4072	4.5600e-003		196.5213

Mitigated Construction On-Site

	ROG	NOx	CO	SO2	Fugitive PM10	Exhaust PM10	PM10 Total	Fugitive PM2.5	Exhaust PM2.5	PM2.5 Total	Bio- CO2	NBio- CO2	Total CO2	CH4	N2O	CO2e
Category	lb/day										lb/day					
Fugitive Dust					4.0030	0.0000	4.0030	1.4696	0.0000	1.4696			0.0000			0.0000
Off-Road	3.7784	38.9767	27.6567	0.0715		1.5711	1.5711		1.4454	1.4454	0.0000	6,923.5170	6,923.5170	2.2392		6,979.4972
Total	3.7784	38.9767	27.6567	0.0715	4.0030	1.5711	5.5741	1.4696	1.4454	2.9150	0.0000	6,923.5170	6,923.5170	2.2392		6,979.4972

Merrill Commerce Center (Phase B Construction - Unmitigated) - San Bernardino-South Coast County, Summer

3.4 Grading - 2024**Mitigated Construction Off-Site**

	ROG	NOx	CO	SO2	Fugitive PM10	Exhaust PM10	PM10 Total	Fugitive PM2.5	Exhaust PM2.5	PM2.5 Total	Bio- CO2	NBio- CO2	Total CO2	CH4	N2O	CO2e
Category	lb/day										lb/day					
Hauling	0.0000	0.0000	0.0000	0.0000	0.0000	0.0000	0.0000	0.0000	0.0000	0.0000		0.0000	0.0000	0.0000		0.0000
Vendor	0.0000	0.0000	0.0000	0.0000	0.0000	0.0000	0.0000	0.0000	0.0000	0.0000		0.0000	0.0000	0.0000		0.0000
Worker	0.0835	0.0461	0.6513	1.9700e-003	0.2236	1.3400e-003	0.2249	0.0593	1.2300e-003	0.0605		196.4072	196.4072	4.5600e-003		196.5213
Total	0.0835	0.0461	0.6513	1.9700e-003	0.2236	1.3400e-003	0.2249	0.0593	1.2300e-003	0.0605		196.4072	196.4072	4.5600e-003		196.5213

3.5 Building Construction - 2024**Unmitigated Construction On-Site**

	ROG	NOx	CO	SO2	Fugitive PM10	Exhaust PM10	PM10 Total	Fugitive PM2.5	Exhaust PM2.5	PM2.5 Total	Bio- CO2	NBio- CO2	Total CO2	CH4	N2O	CO2e
Category	lb/day										lb/day					
Off-Road	2.4074	24.3245	17.1278	0.0430		1.0100	1.0100		0.9419	0.9419		4,109.3649	4,109.3649	1.1068		4,137.0358
Total	2.4074	24.3245	17.1278	0.0430		1.0100	1.0100		0.9419	0.9419		4,109.3649	4,109.3649	1.1068		4,137.0358

Merrill Commerce Center (Phase B Construction - Unmitigated) - San Bernardino-South Coast County, Summer

3.5 Building Construction - 2024**Unmitigated Construction Off-Site**

	ROG	NOx	CO	SO2	Fugitive PM10	Exhaust PM10	PM10 Total	Fugitive PM2.5	Exhaust PM2.5	PM2.5 Total	Bio- CO2	NBio- CO2	Total CO2	CH4	N2O	CO2e
Category	lb/day										lb/day					
Hauling	0.0000	0.0000	0.0000	0.0000	0.0000	0.0000	0.0000	0.0000	0.0000	0.0000		0.0000	0.0000	0.0000		0.0000
Vendor	1.6332	64.7456	12.7968	0.2362	5.8280	0.0620	5.8901	1.6781	0.0593	1.7374		24,944.8266	24,944.8266	1.2715		24,976.6138
Worker	9.7399	5.3737	75.9410	0.2298	26.0663	0.1560	26.2223	6.9129	0.1436	7.0565		22,901.0752	22,901.0752	0.5323		22,914.3820
Total	11.3732	70.1193	88.7378	0.4660	31.8943	0.2180	32.1123	8.5910	0.2029	8.7939		47,845.9018	47,845.9018	1.8038		47,890.9957

Mitigated Construction On-Site

	ROG	NOx	CO	SO2	Fugitive PM10	Exhaust PM10	PM10 Total	Fugitive PM2.5	Exhaust PM2.5	PM2.5 Total	Bio- CO2	NBio- CO2	Total CO2	CH4	N2O	CO2e
Category	lb/day										lb/day					
Off-Road	2.4074	24.3245	17.1278	0.0430		1.0100	1.0100		0.9419	0.9419	0.0000	4,109.3649	4,109.3649	1.1068		4,137.0358
Total	2.4074	24.3245	17.1278	0.0430		1.0100	1.0100		0.9419	0.9419	0.0000	4,109.3649	4,109.3649	1.1068		4,137.0358

Merrill Commerce Center (Phase B Construction - Unmitigated) - San Bernardino-South Coast County, Summer

3.5 Building Construction - 2024**Mitigated Construction Off-Site**

	ROG	NOx	CO	SO2	Fugitive PM10	Exhaust PM10	PM10 Total	Fugitive PM2.5	Exhaust PM2.5	PM2.5 Total	Bio- CO2	NBio- CO2	Total CO2	CH4	N2O	CO2e
Category	lb/day										lb/day					
Hauling	0.0000	0.0000	0.0000	0.0000	0.0000	0.0000	0.0000	0.0000	0.0000	0.0000		0.0000	0.0000	0.0000		0.0000
Vendor	1.6332	64.7456	12.7968	0.2362	5.8280	0.0620	5.8901	1.6781	0.0593	1.7374		24,944.8266	24,944.8266	1.2715		24,976.6138
Worker	9.7399	5.3737	75.9410	0.2298	26.0663	0.1560	26.2223	6.9129	0.1436	7.0565		22,901.0752	22,901.0752	0.5323		22,914.3820
Total	11.3732	70.1193	88.7378	0.4660	31.8943	0.2180	32.1123	8.5910	0.2029	8.7939		47,845.9018	47,845.9018	1.8038		47,890.9957

3.5 Building Construction - 2025**Unmitigated Construction On-Site**

	ROG	NOx	CO	SO2	Fugitive PM10	Exhaust PM10	PM10 Total	Fugitive PM2.5	Exhaust PM2.5	PM2.5 Total	Bio- CO2	NBio- CO2	Total CO2	CH4	N2O	CO2e
Category	lb/day										lb/day					
Off-Road	2.1808	21.2342	16.7602	0.0430		0.8658	0.8658		0.8074	0.8074		4,108.2363	4,108.2363	1.1028		4,135.8068
Total	2.1808	21.2342	16.7602	0.0430		0.8658	0.8658		0.8074	0.8074		4,108.2363	4,108.2363	1.1028		4,135.8068

Merrill Commerce Center (Phase B Construction - Unmitigated) - San Bernardino-South Coast County, Summer

3.5 Building Construction - 2025**Unmitigated Construction Off-Site**

	ROG	NOx	CO	SO2	Fugitive PM10	Exhaust PM10	PM10 Total	Fugitive PM2.5	Exhaust PM2.5	PM2.5 Total	Bio- CO2	NBio- CO2	Total CO2	CH4	N2O	CO2e
Category	lb/day										lb/day					
Hauling	0.0000	0.0000	0.0000	0.0000	0.0000	0.0000	0.0000	0.0000	0.0000	0.0000		0.0000	0.0000	0.0000		0.0000
Vendor	1.5902	64.3263	12.2803	0.2347	5.8280	0.0612	5.8892	1.6781	0.0585	1.7366		24,798.71 62	24,798.71 62	1.2649		24,830.33 96
Worker	9.1875	4.8843	70.2289	0.2206	26.0663	0.1528	26.2191	6.9129	0.1406	7.0535		21,990.46 78	21,990.46 78	0.4812		22,002.49 71
Total	10.7777	69.2106	82.5092	0.4553	31.8942	0.2141	32.1083	8.5910	0.1992	8.7901		46,789.18 40	46,789.18 40	1.7461		46,832.83 67

Mitigated Construction On-Site

	ROG	NOx	CO	SO2	Fugitive PM10	Exhaust PM10	PM10 Total	Fugitive PM2.5	Exhaust PM2.5	PM2.5 Total	Bio- CO2	NBio- CO2	Total CO2	CH4	N2O	CO2e
Category	lb/day										lb/day					
Off-Road	2.1808	21.2342	16.7602	0.0430		0.8658	0.8658		0.8074	0.8074	0.0000	4,108.236 3	4,108.236 3	1.1028		4,135.806 8
Total	2.1808	21.2342	16.7602	0.0430		0.8658	0.8658		0.8074	0.8074	0.0000	4,108.236 3	4,108.236 3	1.1028		4,135.806 8

Merrill Commerce Center (Phase B Construction - Unmitigated) - San Bernardino-South Coast County, Summer

3.5 Building Construction - 2025**Mitigated Construction Off-Site**

	ROG	NOx	CO	SO2	Fugitive PM10	Exhaust PM10	PM10 Total	Fugitive PM2.5	Exhaust PM2.5	PM2.5 Total	Bio- CO2	NBio- CO2	Total CO2	CH4	N2O	CO2e
Category	lb/day										lb/day					
Hauling	0.0000	0.0000	0.0000	0.0000	0.0000	0.0000	0.0000	0.0000	0.0000	0.0000		0.0000	0.0000	0.0000		0.0000
Vendor	1.5902	64.3263	12.2803	0.2347	5.8280	0.0612	5.8892	1.6781	0.0585	1.7366		24,798.71 62	24,798.71 62	1.2649		24,830.33 96
Worker	9.1875	4.8843	70.2289	0.2206	26.0663	0.1528	26.2191	6.9129	0.1406	7.0535		21,990.46 78	21,990.46 78	0.4812		22,002.49 71
Total	10.7777	69.2106	82.5092	0.4553	31.8942	0.2141	32.1083	8.5910	0.1992	8.7901		46,789.18 40	46,789.18 40	1.7461		46,832.83 67

3.6 Paving - 2024**Unmitigated Construction On-Site**

	ROG	NOx	CO	SO2	Fugitive PM10	Exhaust PM10	PM10 Total	Fugitive PM2.5	Exhaust PM2.5	PM2.5 Total	Bio- CO2	NBio- CO2	Total CO2	CH4	N2O	CO2e
Category	lb/day										lb/day					
Off-Road	0.9882	9.5246	14.6258	0.0228		0.4685	0.4685		0.4310	0.4310		2,207.547 2	2,207.547 2	0.7140		2,225.396 3
Paving	0.1308					0.0000	0.0000		0.0000	0.0000			0.0000			0.0000
Total	1.1189	9.5246	14.6258	0.0228		0.4685	0.4685		0.4310	0.4310		2,207.547 2	2,207.547 2	0.7140		2,225.396 3

Merrill Commerce Center (Phase B Construction - Unmitigated) - San Bernardino-South Coast County, Summer

3.6 Paving - 2024**Unmitigated Construction Off-Site**

	ROG	NOx	CO	SO2	Fugitive PM10	Exhaust PM10	PM10 Total	Fugitive PM2.5	Exhaust PM2.5	PM2.5 Total	Bio- CO2	NBio- CO2	Total CO2	CH4	N2O	CO2e
Category	lb/day										lb/day					
Hauling	0.0000	0.0000	0.0000	0.0000	0.0000	0.0000	0.0000	0.0000	0.0000	0.0000		0.0000	0.0000	0.0000		0.0000
Vendor	0.0000	0.0000	0.0000	0.0000	0.0000	0.0000	0.0000	0.0000	0.0000	0.0000		0.0000	0.0000	0.0000		0.0000
Worker	0.0627	0.0346	0.4885	1.4800e-003	0.1677	1.0000e-003	0.1687	0.0445	9.2000e-004	0.0454		147.3054	147.3054	3.4200e-003		147.3910
Total	0.0627	0.0346	0.4885	1.4800e-003	0.1677	1.0000e-003	0.1687	0.0445	9.2000e-004	0.0454		147.3054	147.3054	3.4200e-003		147.3910

Mitigated Construction On-Site

	ROG	NOx	CO	SO2	Fugitive PM10	Exhaust PM10	PM10 Total	Fugitive PM2.5	Exhaust PM2.5	PM2.5 Total	Bio- CO2	NBio- CO2	Total CO2	CH4	N2O	CO2e
Category	lb/day										lb/day					
Off-Road	0.9882	9.5246	14.6258	0.0228		0.4685	0.4685		0.4310	0.4310	0.0000	2,207.547 2	2,207.547 2	0.7140		2,225.396 3
Paving	0.1308					0.0000	0.0000		0.0000	0.0000			0.0000			0.0000
Total	1.1189	9.5246	14.6258	0.0228		0.4685	0.4685		0.4310	0.4310	0.0000	2,207.547 2	2,207.547 2	0.7140		2,225.396 3

Merrill Commerce Center (Phase B Construction - Unmitigated) - San Bernardino-South Coast County, Summer

3.6 Paving - 2024**Mitigated Construction Off-Site**

	ROG	NOx	CO	SO2	Fugitive PM10	Exhaust PM10	PM10 Total	Fugitive PM2.5	Exhaust PM2.5	PM2.5 Total	Bio- CO2	NBio- CO2	Total CO2	CH4	N2O	CO2e
Category	lb/day										lb/day					
Hauling	0.0000	0.0000	0.0000	0.0000	0.0000	0.0000	0.0000	0.0000	0.0000	0.0000		0.0000	0.0000	0.0000		0.0000
Vendor	0.0000	0.0000	0.0000	0.0000	0.0000	0.0000	0.0000	0.0000	0.0000	0.0000		0.0000	0.0000	0.0000		0.0000
Worker	0.0627	0.0346	0.4885	1.4800e-003	0.1677	1.0000e-003	0.1687	0.0445	9.2000e-004	0.0454		147.3054	147.3054	3.4200e-003		147.3910
Total	0.0627	0.0346	0.4885	1.4800e-003	0.1677	1.0000e-003	0.1687	0.0445	9.2000e-004	0.0454		147.3054	147.3054	3.4200e-003		147.3910

3.6 Paving - 2025**Unmitigated Construction On-Site**

	ROG	NOx	CO	SO2	Fugitive PM10	Exhaust PM10	PM10 Total	Fugitive PM2.5	Exhaust PM2.5	PM2.5 Total	Bio- CO2	NBio- CO2	Total CO2	CH4	N2O	CO2e
Category	lb/day										lb/day					
Off-Road	0.9152	8.5816	14.5780	0.0228		0.4185	0.4185		0.3850	0.3850		2,206.7452	2,206.7452	0.7137		2,224.5878
Paving	0.1308					0.0000	0.0000		0.0000	0.0000			0.0000			0.0000
Total	1.0459	8.5816	14.5780	0.0228		0.4185	0.4185		0.3850	0.3850		2,206.7452	2,206.7452	0.7137		2,224.5878

Merrill Commerce Center (Phase B Construction - Unmitigated) - San Bernardino-South Coast County, Summer

3.6 Paving - 2025**Unmitigated Construction Off-Site**

	ROG	NOx	CO	SO2	Fugitive PM10	Exhaust PM10	PM10 Total	Fugitive PM2.5	Exhaust PM2.5	PM2.5 Total	Bio- CO2	NBio- CO2	Total CO2	CH4	N2O	CO2e
Category	lb/day										lb/day					
Hauling	0.0000	0.0000	0.0000	0.0000	0.0000	0.0000	0.0000	0.0000	0.0000	0.0000		0.0000	0.0000	0.0000		0.0000
Vendor	0.0000	0.0000	0.0000	0.0000	0.0000	0.0000	0.0000	0.0000	0.0000	0.0000		0.0000	0.0000	0.0000		0.0000
Worker	0.0591	0.0314	0.4517	1.4200e-003	0.1677	9.8000e-004	0.1687	0.0445	9.0000e-004	0.0454		141.4481	141.4481	3.1000e-003		141.5255
Total	0.0591	0.0314	0.4517	1.4200e-003	0.1677	9.8000e-004	0.1687	0.0445	9.0000e-004	0.0454		141.4481	141.4481	3.1000e-003		141.5255

Mitigated Construction On-Site

	ROG	NOx	CO	SO2	Fugitive PM10	Exhaust PM10	PM10 Total	Fugitive PM2.5	Exhaust PM2.5	PM2.5 Total	Bio- CO2	NBio- CO2	Total CO2	CH4	N2O	CO2e
Category	lb/day										lb/day					
Off-Road	0.9152	8.5816	14.5780	0.0228		0.4185	0.4185		0.3850	0.3850	0.0000	2,206.7452	2,206.7452	0.7137		2,224.5878
Paving	0.1308					0.0000	0.0000		0.0000	0.0000			0.0000			0.0000
Total	1.0459	8.5816	14.5780	0.0228		0.4185	0.4185		0.3850	0.3850	0.0000	2,206.7452	2,206.7452	0.7137		2,224.5878

Merrill Commerce Center (Phase B Construction - Unmitigated) - San Bernardino-South Coast County, Summer

3.6 Paving - 2025**Mitigated Construction Off-Site**

	ROG	NOx	CO	SO2	Fugitive PM10	Exhaust PM10	PM10 Total	Fugitive PM2.5	Exhaust PM2.5	PM2.5 Total	Bio- CO2	NBio- CO2	Total CO2	CH4	N2O	CO2e
Category	lb/day										lb/day					
Hauling	0.0000	0.0000	0.0000	0.0000	0.0000	0.0000	0.0000	0.0000	0.0000	0.0000		0.0000	0.0000	0.0000		0.0000
Vendor	0.0000	0.0000	0.0000	0.0000	0.0000	0.0000	0.0000	0.0000	0.0000	0.0000		0.0000	0.0000	0.0000		0.0000
Worker	0.0591	0.0314	0.4517	1.4200e-003	0.1677	9.8000e-004	0.1687	0.0445	9.0000e-004	0.0454		141.4481	141.4481	3.1000e-003		141.5255
Total	0.0591	0.0314	0.4517	1.4200e-003	0.1677	9.8000e-004	0.1687	0.0445	9.0000e-004	0.0454		141.4481	141.4481	3.1000e-003		141.5255

3.7 Architectural Coating - 2024**Unmitigated Construction On-Site**

	ROG	NOx	CO	SO2	Fugitive PM10	Exhaust PM10	PM10 Total	Fugitive PM2.5	Exhaust PM2.5	PM2.5 Total	Bio- CO2	NBio- CO2	Total CO2	CH4	N2O	CO2e
Category	lb/day										lb/day					
Archit. Coating	68.1980					0.0000	0.0000		0.0000	0.0000			0.0000			0.0000
Off-Road	0.2410	1.6251	2.4135	3.9600e-003		0.0812	0.0812		0.0812	0.0812		375.2641	375.2641	0.0211		375.7923
Total	68.4391	1.6251	2.4135	3.9600e-003		0.0812	0.0812		0.0812	0.0812		375.2641	375.2641	0.0211		375.7923

Merrill Commerce Center (Phase B Construction - Unmitigated) - San Bernardino-South Coast County, Summer

3.7 Architectural Coating - 2024**Unmitigated Construction Off-Site**

	ROG	NOx	CO	SO2	Fugitive PM10	Exhaust PM10	PM10 Total	Fugitive PM2.5	Exhaust PM2.5	PM2.5 Total	Bio- CO2	NBio- CO2	Total CO2	CH4	N2O	CO2e
Category	lb/day										lb/day					
Hauling	0.0000	0.0000	0.0000	0.0000	0.0000	0.0000	0.0000	0.0000	0.0000	0.0000		0.0000	0.0000	0.0000		0.0000
Vendor	0.0000	0.0000	0.0000	0.0000	0.0000	0.0000	0.0000	0.0000	0.0000	0.0000		0.0000	0.0000	0.0000		0.0000
Worker	1.9463	1.0738	15.1752	0.0459	5.2088	0.0312	5.2400	1.3814	0.0287	1.4101		4,576.2869	4,576.2869	0.1064		4,578.9460
Total	1.9463	1.0738	15.1752	0.0459	5.2088	0.0312	5.2400	1.3814	0.0287	1.4101		4,576.2869	4,576.2869	0.1064		4,578.9460

Mitigated Construction On-Site

	ROG	NOx	CO	SO2	Fugitive PM10	Exhaust PM10	PM10 Total	Fugitive PM2.5	Exhaust PM2.5	PM2.5 Total	Bio- CO2	NBio- CO2	Total CO2	CH4	N2O	CO2e
Category	lb/day										lb/day					
Archit. Coating	68.1980					0.0000	0.0000		0.0000	0.0000			0.0000			0.0000
Off-Road	0.2410	1.6251	2.4135	3.9600e-003		0.0812	0.0812		0.0812	0.0812	0.0000	375.2641	375.2641	0.0211		375.7923
Total	68.4391	1.6251	2.4135	3.9600e-003		0.0812	0.0812		0.0812	0.0812	0.0000	375.2641	375.2641	0.0211		375.7923

Merrill Commerce Center (Phase B Construction - Unmitigated) - San Bernardino-South Coast County, Summer

3.7 Architectural Coating - 2024**Mitigated Construction Off-Site**

	ROG	NOx	CO	SO2	Fugitive PM10	Exhaust PM10	PM10 Total	Fugitive PM2.5	Exhaust PM2.5	PM2.5 Total	Bio- CO2	NBio- CO2	Total CO2	CH4	N2O	CO2e
Category	lb/day										lb/day					
Hauling	0.0000	0.0000	0.0000	0.0000	0.0000	0.0000	0.0000	0.0000	0.0000	0.0000		0.0000	0.0000	0.0000		0.0000
Vendor	0.0000	0.0000	0.0000	0.0000	0.0000	0.0000	0.0000	0.0000	0.0000	0.0000		0.0000	0.0000	0.0000		0.0000
Worker	1.9463	1.0738	15.1752	0.0459	5.2088	0.0312	5.2400	1.3814	0.0287	1.4101		4,576.2869	4,576.2869	0.1064		4,578.9460
Total	1.9463	1.0738	15.1752	0.0459	5.2088	0.0312	5.2400	1.3814	0.0287	1.4101		4,576.2869	4,576.2869	0.1064		4,578.9460

3.7 Architectural Coating - 2025**Unmitigated Construction On-Site**

	ROG	NOx	CO	SO2	Fugitive PM10	Exhaust PM10	PM10 Total	Fugitive PM2.5	Exhaust PM2.5	PM2.5 Total	Bio- CO2	NBio- CO2	Total CO2	CH4	N2O	CO2e
Category	lb/day										lb/day					
Archit. Coating	68.1980					0.0000	0.0000		0.0000	0.0000			0.0000			0.0000
Off-Road	0.2278	1.5273	2.4122	3.9600e-003		0.0687	0.0687		0.0687	0.0687		375.2641	375.2641	0.0205		375.7758
Total	68.4258	1.5273	2.4122	3.9600e-003		0.0687	0.0687		0.0687	0.0687		375.2641	375.2641	0.0205		375.7758

Merrill Commerce Center (Phase B Construction - Unmitigated) - San Bernardino-South Coast County, Summer

3.7 Architectural Coating - 2025**Unmitigated Construction Off-Site**

	ROG	NOx	CO	SO2	Fugitive PM10	Exhaust PM10	PM10 Total	Fugitive PM2.5	Exhaust PM2.5	PM2.5 Total	Bio- CO2	NBio- CO2	Total CO2	CH4	N2O	CO2e
Category	lb/day										lb/day					
Hauling	0.0000	0.0000	0.0000	0.0000	0.0000	0.0000	0.0000	0.0000	0.0000	0.0000		0.0000	0.0000	0.0000		0.0000
Vendor	0.0000	0.0000	0.0000	0.0000	0.0000	0.0000	0.0000	0.0000	0.0000	0.0000		0.0000	0.0000	0.0000		0.0000
Worker	1.8359	0.9760	14.0337	0.0441	5.2088	0.0305	5.2393	1.3814	0.0281	1.4095		4,394.3216	4,394.3216	0.0962		4,396.7254
Total	1.8359	0.9760	14.0337	0.0441	5.2088	0.0305	5.2393	1.3814	0.0281	1.4095		4,394.3216	4,394.3216	0.0962		4,396.7254

Mitigated Construction On-Site

	ROG	NOx	CO	SO2	Fugitive PM10	Exhaust PM10	PM10 Total	Fugitive PM2.5	Exhaust PM2.5	PM2.5 Total	Bio- CO2	NBio- CO2	Total CO2	CH4	N2O	CO2e
Category	lb/day										lb/day					
Archit. Coating	68.1980					0.0000	0.0000		0.0000	0.0000			0.0000			0.0000
Off-Road	0.2278	1.5273	2.4122	3.9600e-003		0.0687	0.0687		0.0687	0.0687	0.0000	375.2641	375.2641	0.0205		375.7758
Total	68.4258	1.5273	2.4122	3.9600e-003		0.0687	0.0687		0.0687	0.0687	0.0000	375.2641	375.2641	0.0205		375.7758

Merrill Commerce Center (Phase B Construction - Unmitigated) - San Bernardino-South Coast County, Summer

3.7 Architectural Coating - 2025**Mitigated Construction Off-Site**

	ROG	NOx	CO	SO2	Fugitive PM10	Exhaust PM10	PM10 Total	Fugitive PM2.5	Exhaust PM2.5	PM2.5 Total	Bio- CO2	NBio- CO2	Total CO2	CH4	N2O	CO2e
Category	lb/day										lb/day					
Hauling	0.0000	0.0000	0.0000	0.0000	0.0000	0.0000	0.0000	0.0000	0.0000	0.0000		0.0000	0.0000	0.0000		0.0000
Vendor	0.0000	0.0000	0.0000	0.0000	0.0000	0.0000	0.0000	0.0000	0.0000	0.0000		0.0000	0.0000	0.0000		0.0000
Worker	1.8359	0.9760	14.0337	0.0441	5.2088	0.0305	5.2393	1.3814	0.0281	1.4095		4,394.321 6	4,394.321 6	0.0962		4,396.725 4
Total	1.8359	0.9760	14.0337	0.0441	5.2088	0.0305	5.2393	1.3814	0.0281	1.4095		4,394.321 6	4,394.321 6	0.0962		4,396.725 4

4.0 Operational Detail - Mobile**4.1 Mitigation Measures Mobile**

Merrill Commerce Center (Phase B Construction - Unmitigated) - San Bernardino-South Coast County, Summer

	ROG	NOx	CO	SO2	Fugitive PM10	Exhaust PM10	PM10 Total	Fugitive PM2.5	Exhaust PM2.5	PM2.5 Total	Bio- CO2	NBio- CO2	Total CO2	CH4	N2O	CO2e
Category	lb/day										lb/day					
Mitigated	0.0000	0.0000	0.0000	0.0000	0.0000	0.0000	0.0000	0.0000	0.0000	0.0000		0.0000	0.0000	0.0000		0.0000
Unmitigated	0.0000	0.0000	0.0000	0.0000	0.0000	0.0000	0.0000	0.0000	0.0000	0.0000		0.0000	0.0000	0.0000		0.0000

4.2 Trip Summary Information

Land Use	Average Daily Trip Rate			Unmitigated	Mitigated
	Weekday	Saturday	Sunday	Annual VMT	Annual VMT
Other Asphalt Surfaces	0.00	0.00	0.00		
Warehouse-No Rail	0.00	0.00	0.00		
Total	0.00	0.00	0.00		

4.3 Trip Type Information

Land Use	Miles			Trip %			Trip Purpose %		
	H-W or C-W	H-S or C-C	H-O or C-NW	H-W or C-W	H-S or C-C	H-O or C-NW	Primary	Diverted	Pass-by
Other Asphalt Surfaces	0.00	0.00	0.00	0.00	0.00	0.00	0	0	0
Warehouse-No Rail	0.00	0.00	0.00	0.00	0.00	0.00	0	0	0

4.4 Fleet Mix

Land Use	LDA	LDT1	LDT2	MDV	LHD1	LHD2	MHD	HHD	OBUS	UBUS	MCY	SBUS	MH
Other Asphalt Surfaces	0.561207	0.034889	0.182561	0.109119	0.013494	0.004661	0.018668	0.065354	0.001366	0.001451	0.005650	0.000795	0.000784
Warehouse-No Rail	0.561207	0.034889	0.182561	0.109119	0.013494	0.004661	0.018668	0.065354	0.001366	0.001451	0.005650	0.000795	0.000784

Merrill Commerce Center (Phase B Construction - Unmitigated) - San Bernardino-South Coast County, Summer

5.0 Energy Detail

Historical Energy Use: N

5.1 Mitigation Measures Energy

	ROG	NOx	CO	SO2	Fugitive PM10	Exhaust PM10	PM10 Total	Fugitive PM2.5	Exhaust PM2.5	PM2.5 Total	Bio- CO2	NBio- CO2	Total CO2	CH4	N2O	CO2e
Category	lb/day										lb/day					
NaturalGas Mitigated	0.0000	0.0000	0.0000	0.0000		0.0000	0.0000		0.0000	0.0000		0.0000	0.0000	0.0000	0.0000	0.0000
NaturalGas Unmitigated	0.0000	0.0000	0.0000	0.0000		0.0000	0.0000		0.0000	0.0000		0.0000	0.0000	0.0000	0.0000	0.0000

Merrill Commerce Center (Phase B Construction - Unmitigated) - San Bernardino-South Coast County, Summer

5.2 Energy by Land Use - NaturalGas**Unmitigated**

	NaturalGas Use	ROG	NOx	CO	SO2	Fugitive PM10	Exhaust PM10	PM10 Total	Fugitive PM2.5	Exhaust PM2.5	PM2.5 Total	Bio- CO2	NBio- CO2	Total CO2	CH4	N2O	CO2e
Land Use	kBTU/yr	lb/day										lb/day					
Other Asphalt Surfaces	0	0.0000	0.0000	0.0000	0.0000		0.0000	0.0000		0.0000	0.0000		0.0000	0.0000	0.0000	0.0000	0.0000
Warehouse-No Rail	0	0.0000	0.0000	0.0000	0.0000		0.0000	0.0000		0.0000	0.0000		0.0000	0.0000	0.0000	0.0000	0.0000
Total		0.0000	0.0000	0.0000	0.0000		0.0000	0.0000		0.0000	0.0000		0.0000	0.0000	0.0000	0.0000	0.0000

Mitigated

	NaturalGas Use	ROG	NOx	CO	SO2	Fugitive PM10	Exhaust PM10	PM10 Total	Fugitive PM2.5	Exhaust PM2.5	PM2.5 Total	Bio- CO2	NBio- CO2	Total CO2	CH4	N2O	CO2e
Land Use	kBTU/yr	lb/day										lb/day					
Other Asphalt Surfaces	0	0.0000	0.0000	0.0000	0.0000		0.0000	0.0000		0.0000	0.0000		0.0000	0.0000	0.0000	0.0000	0.0000
Warehouse-No Rail	0	0.0000	0.0000	0.0000	0.0000		0.0000	0.0000		0.0000	0.0000		0.0000	0.0000	0.0000	0.0000	0.0000
Total		0.0000	0.0000	0.0000	0.0000		0.0000	0.0000		0.0000	0.0000		0.0000	0.0000	0.0000	0.0000	0.0000

6.0 Area Detail**6.1 Mitigation Measures Area**

Merrill Commerce Center (Phase B Construction - Unmitigated) - San Bernardino-South Coast County, Summer

	ROG	NOx	CO	SO2	Fugitive PM10	Exhaust PM10	PM10 Total	Fugitive PM2.5	Exhaust PM2.5	PM2.5 Total	Bio- CO2	NBio- CO2	Total CO2	CH4	N2O	CO2e
Category	lb/day										lb/day					
Mitigated	108.3445	4.4800e-003	0.4940	4.0000e-005		1.7600e-003	1.7600e-003		1.7600e-003	1.7600e-003		1.0615	1.0615	2.7600e-003		1.1306
Unmitigated	108.3445	4.4800e-003	0.4940	4.0000e-005		1.7600e-003	1.7600e-003		1.7600e-003	1.7600e-003		1.0615	1.0615	2.7600e-003		1.1306

6.2 Area by SubCategory

Unmitigated

	ROG	NOx	CO	SO2	Fugitive PM10	Exhaust PM10	PM10 Total	Fugitive PM2.5	Exhaust PM2.5	PM2.5 Total	Bio- CO2	NBio- CO2	Total CO2	CH4	N2O	CO2e
SubCategory	lb/day										lb/day					
Architectural Coating	12.3317					0.0000	0.0000		0.0000	0.0000			0.0000			0.0000
Consumer Products	95.9673					0.0000	0.0000		0.0000	0.0000			0.0000			0.0000
Landscaping	0.0455	4.4800e-003	0.4940	4.0000e-005		1.7600e-003	1.7600e-003		1.7600e-003	1.7600e-003		1.0615	1.0615	2.7600e-003		1.1306
Total	108.3445	4.4800e-003	0.4940	4.0000e-005		1.7600e-003	1.7600e-003		1.7600e-003	1.7600e-003		1.0615	1.0615	2.7600e-003		1.1306

Merrill Commerce Center (Phase B Construction - Unmitigated) - San Bernardino-South Coast County, Summer

6.2 Area by SubCategory**Mitigated**

	ROG	NOx	CO	SO2	Fugitive PM10	Exhaust PM10	PM10 Total	Fugitive PM2.5	Exhaust PM2.5	PM2.5 Total	Bio- CO2	NBio- CO2	Total CO2	CH4	N2O	CO2e
SubCategory	lb/day										lb/day					
Architectural Coating	12.3317					0.0000	0.0000		0.0000	0.0000			0.0000			0.0000
Consumer Products	95.9673					0.0000	0.0000		0.0000	0.0000			0.0000			0.0000
Landscaping	0.0455	4.4800e-003	0.4940	4.0000e-005		1.7600e-003	1.7600e-003		1.7600e-003	1.7600e-003		1.0615	1.0615	2.7600e-003		1.1306
Total	108.3445	4.4800e-003	0.4940	4.0000e-005		1.7600e-003	1.7600e-003		1.7600e-003	1.7600e-003		1.0615	1.0615	2.7600e-003		1.1306

7.0 Water Detail**7.1 Mitigation Measures Water****8.0 Waste Detail****8.1 Mitigation Measures Waste****9.0 Operational Offroad**

Equipment Type	Number	Hours/Day	Days/Year	Horse Power	Load Factor	Fuel Type
----------------	--------	-----------	-----------	-------------	-------------	-----------

10.0 Stationary Equipment**Fire Pumps and Emergency Generators**

Merrill Commerce Center (Phase B Construction - Unmitigated) - San Bernardino-South Coast County, Summer

Equipment Type	Number	Hours/Day	Hours/Year	Horse Power	Load Factor	Fuel Type
----------------	--------	-----------	------------	-------------	-------------	-----------

Boilers

Equipment Type	Number	Heat Input/Day	Heat Input/Year	Boiler Rating	Fuel Type
----------------	--------	----------------	-----------------	---------------	-----------

User Defined Equipment

Equipment Type	Number
----------------	--------

11.0 Vegetation

Merrill Commerce Center (Phase B Construction - Unmitigated) - San Bernardino-South Coast County, Winter

Merrill Commerce Center (Phase B Construction - Unmitigated)
San Bernardino-South Coast County, Winter

1.0 Project Characteristics

1.1 Land Usage

Land Uses	Size	Metric	Lot Acreage	Floor Surface Area	Population
Warehouse-No Rail	4,834.00	1000sqft	201.80	4,834,000.00	0
Other Asphalt Surfaces	16.47	Acre	16.47	717,433.20	0

1.2 Other Project Characteristics

Urbanization	Urban	Wind Speed (m/s)	2.2	Precipitation Freq (Days)	32
Climate Zone	10			Operational Year	2025
Utility Company	Southern California Edison				
CO2 Intensity (lb/MWhr)	702.44	CH4 Intensity (lb/MWhr)	0.029	N2O Intensity (lb/MWhr)	0.006

1.3 User Entered Comments & Non-Default Data

Merrill Commerce Center (Phase B Construction - Unmitigated) - San Bernardino-South Coast County, Winter

Project Characteristics -

Land Use - PA1=58.9 acres; PA2 = 62.1 acres; PA3=30.7 acres; PA6=50.1 acres; ROWD = 16.47 acres (total ROWD is 28.4 acres, the ROWD was split proportionally b/wn each Phase)

Construction Phase - Construction Schedule adjusted to meet the 2025 OY.

Off-road Equipment - Hours are based on an 8-hour workday.

Off-road Equipment - Crawler Tractors used in lieu of Tractors/Loaders/Backhoes.

Off-road Equipment - Crawler Tractors used in lieu of Tractors/Loaders/Backhoes.

Off-road Equipment -

Off-road Equipment - Crawler Tractors used in lieu of Tractors/Loaders/Backhoes.

Demolition -

Grading - For purposes of analysis, total acres graded per day is based on the equipment specific grading rates (CalEEMod Appendix A) and the equipment list.

Architectural Coating - Rule 1113

Vehicle Trips - Construction Run Only.

Energy Use - Construction Run Only.

Water And Wastewater - Construction Run Only.

Solid Waste - Construction Run Only.

Construction Off-road Equipment Mitigation - Rule 403

Vehicle Emission Factors - EMFAC2017

Vehicle Emission Factors - EMFAC2017

Vehicle Emission Factors - EMFAC2017

Table Name	Column Name	Default Value	New Value
tblArchitecturalCoating	EF_Nonresidential_Exterior	100.00	50.00
tblArchitecturalCoating	EF_Nonresidential_Interior	100.00	50.00
tblArchitecturalCoating	EF_Parking	100.00	50.00
tblConstructionPhase	NumDays	300.00	80.00
tblConstructionPhase	NumDays	180.00	80.00
tblConstructionPhase	NumDays	465.00	140.00

Merrill Commerce Center (Phase B Construction - Unmitigated) - San Bernardino-South Coast County, Winter

tblConstructionPhase	NumDays	4,650.00	485.00
tblEnergyUse	LightingElect	1.17	0.00
tblEnergyUse	NT24E	0.82	0.00
tblEnergyUse	NT24NG	0.03	0.00
tblEnergyUse	T24E	0.37	0.00
tblEnergyUse	T24NG	2.00	0.00
tblGrading	AcresOfGrading	490.00	560.00
tblGrading	AcresOfGrading	160.00	280.00
tblLandUse	LotAcreage	110.97	201.80
tblOffRoadEquipment	OffRoadEquipmentUnitAmount	4.00	0.00
tblOffRoadEquipment	OffRoadEquipmentUnitAmount	2.00	0.00
tblOffRoadEquipment	OffRoadEquipmentUnitAmount	3.00	0.00
tblOffRoadEquipment	UsageHours	6.00	8.00
tblOffRoadEquipment	UsageHours	7.00	8.00
tblOffRoadEquipment	UsageHours	7.00	8.00
tblSolidWaste	SolidWasteGenerationRate	4,543.96	0.00
tblVehicleEF	HHD	0.92	0.03
tblVehicleEF	HHD	0.04	0.05
tblVehicleEF	HHD	0.07	0.00
tblVehicleEF	HHD	2.19	8.64
tblVehicleEF	HHD	0.53	0.33
tblVehicleEF	HHD	1.62	2.1350e-003
tblVehicleEF	HHD	6,474.46	1,377.00
tblVehicleEF	HHD	1,422.33	1,260.88
tblVehicleEF	HHD	5.17	0.02
tblVehicleEF	HHD	18.43	7.06
tblVehicleEF	HHD	1.24	2.14

Merrill Commerce Center (Phase B Construction - Unmitigated) - San Bernardino-South Coast County, Winter

tblVehicleEF	HHD	4.8440e-003	2.9130e-003
tblVehicleEF	HHD	0.06	0.06
tblVehicleEF	HHD	0.04	0.04
tblVehicleEF	HHD	5.2540e-003	0.03
tblVehicleEF	HHD	4.6000e-005	0.00
tblVehicleEF	HHD	4.6350e-003	2.7870e-003
tblVehicleEF	HHD	0.03	0.03
tblVehicleEF	HHD	8.8780e-003	8.9140e-003
tblVehicleEF	HHD	5.0260e-003	0.02
tblVehicleEF	HHD	4.2000e-005	0.00
tblVehicleEF	HHD	6.8000e-005	2.0000e-006
tblVehicleEF	HHD	2.5340e-003	5.6000e-005
tblVehicleEF	HHD	0.58	0.58
tblVehicleEF	HHD	4.2000e-005	1.0000e-006
tblVehicleEF	HHD	0.06	0.02
tblVehicleEF	HHD	1.6400e-004	2.7900e-004
tblVehicleEF	HHD	0.04	1.0000e-006
tblVehicleEF	HHD	0.06	0.01
tblVehicleEF	HHD	0.01	0.01
tblVehicleEF	HHD	7.8000e-005	0.00
tblVehicleEF	HHD	6.8000e-005	2.0000e-006
tblVehicleEF	HHD	2.5340e-003	5.6000e-005
tblVehicleEF	HHD	0.67	0.67
tblVehicleEF	HHD	4.2000e-005	1.0000e-006
tblVehicleEF	HHD	0.10	0.08
tblVehicleEF	HHD	1.6400e-004	2.7900e-004
tblVehicleEF	HHD	0.04	1.0000e-006

Merrill Commerce Center (Phase B Construction - Unmitigated) - San Bernardino-South Coast County, Winter

tblVehicleEF	HHD	0.87	0.03
tblVehicleEF	HHD	0.04	0.05
tblVehicleEF	HHD	0.07	0.00
tblVehicleEF	HHD	1.59	8.52
tblVehicleEF	HHD	0.53	0.33
tblVehicleEF	HHD	1.51	2.0010e-003
tblVehicleEF	HHD	6,859.11	1,359.81
tblVehicleEF	HHD	1,422.33	1,260.88
tblVehicleEF	HHD	5.17	0.02
tblVehicleEF	HHD	19.03	6.72
tblVehicleEF	HHD	1.17	2.02
tblVehicleEF	HHD	4.0840e-003	2.5690e-003
tblVehicleEF	HHD	0.06	0.06
tblVehicleEF	HHD	0.04	0.04
tblVehicleEF	HHD	5.2540e-003	0.03
tblVehicleEF	HHD	4.6000e-005	0.00
tblVehicleEF	HHD	3.9070e-003	2.4580e-003
tblVehicleEF	HHD	0.03	0.03
tblVehicleEF	HHD	8.8780e-003	8.9140e-003
tblVehicleEF	HHD	5.0260e-003	0.02
tblVehicleEF	HHD	4.2000e-005	0.00
tblVehicleEF	HHD	1.3100e-004	4.0000e-006
tblVehicleEF	HHD	2.8230e-003	6.5000e-005
tblVehicleEF	HHD	0.55	0.62
tblVehicleEF	HHD	9.1000e-005	3.0000e-006
tblVehicleEF	HHD	0.06	0.02
tblVehicleEF	HHD	1.6500e-004	2.8700e-004

Merrill Commerce Center (Phase B Construction - Unmitigated) - San Bernardino-South Coast County, Winter

tblVehicleEF	HHD	0.04	1.0000e-006
tblVehicleEF	HHD	0.06	0.01
tblVehicleEF	HHD	0.01	0.01
tblVehicleEF	HHD	7.7000e-005	0.00
tblVehicleEF	HHD	1.3100e-004	4.0000e-006
tblVehicleEF	HHD	2.8230e-003	6.5000e-005
tblVehicleEF	HHD	0.63	0.71
tblVehicleEF	HHD	9.1000e-005	3.0000e-006
tblVehicleEF	HHD	0.10	0.08
tblVehicleEF	HHD	1.6500e-004	2.8700e-004
tblVehicleEF	HHD	0.04	1.0000e-006
tblVehicleEF	HHD	1.00	0.02
tblVehicleEF	HHD	0.04	9.2200e-004
tblVehicleEF	HHD	0.07	0.00
tblVehicleEF	HHD	3.02	8.73
tblVehicleEF	HHD	0.53	0.18
tblVehicleEF	HHD	1.59	2.1050e-003
tblVehicleEF	HHD	5,943.27	1,387.51
tblVehicleEF	HHD	1,422.33	1,223.41
tblVehicleEF	HHD	5.17	0.02
tblVehicleEF	HHD	17.62	7.45
tblVehicleEF	HHD	1.22	2.08
tblVehicleEF	HHD	5.8940e-003	3.2570e-003
tblVehicleEF	HHD	0.06	0.06
tblVehicleEF	HHD	0.04	0.04
tblVehicleEF	HHD	5.2540e-003	0.03
tblVehicleEF	HHD	4.6000e-005	0.00

Merrill Commerce Center (Phase B Construction - Unmitigated) - San Bernardino-South Coast County, Winter

tblVehicleEF	HHD	5.6390e-003	3.1170e-003
tblVehicleEF	HHD	0.03	0.03
tblVehicleEF	HHD	8.8780e-003	8.8150e-003
tblVehicleEF	HHD	5.0260e-003	0.02
tblVehicleEF	HHD	4.2000e-005	0.00
tblVehicleEF	HHD	6.5000e-005	2.0000e-006
tblVehicleEF	HHD	2.7100e-003	6.5000e-005
tblVehicleEF	HHD	0.63	0.53
tblVehicleEF	HHD	4.1000e-005	1.0000e-006
tblVehicleEF	HHD	0.06	0.02
tblVehicleEF	HHD	1.7700e-004	2.9300e-004
tblVehicleEF	HHD	0.04	1.0000e-006
tblVehicleEF	HHD	0.06	0.01
tblVehicleEF	HHD	0.01	0.01
tblVehicleEF	HHD	7.8000e-005	0.00
tblVehicleEF	HHD	6.5000e-005	2.0000e-006
tblVehicleEF	HHD	2.7100e-003	6.5000e-005
tblVehicleEF	HHD	0.72	0.61
tblVehicleEF	HHD	4.1000e-005	1.0000e-006
tblVehicleEF	HHD	0.10	0.02
tblVehicleEF	HHD	1.7700e-004	2.9300e-004
tblVehicleEF	HHD	0.04	1.0000e-006
tblVehicleEF	LDA	3.1880e-003	1.7080e-003
tblVehicleEF	LDA	3.8220e-003	0.04
tblVehicleEF	LDA	0.47	0.53
tblVehicleEF	LDA	0.91	1.93
tblVehicleEF	LDA	222.19	238.15

Merrill Commerce Center (Phase B Construction - Unmitigated) - San Bernardino-South Coast County, Winter

tblVehicleEF	LDA	50.72	48.93
tblVehicleEF	LDA	0.04	0.03
tblVehicleEF	LDA	1.6130e-003	1.2760e-003
tblVehicleEF	LDA	2.2290e-003	1.6410e-003
tblVehicleEF	LDA	1.4850e-003	1.1750e-003
tblVehicleEF	LDA	2.0500e-003	1.5090e-003
tblVehicleEF	LDA	0.04	0.05
tblVehicleEF	LDA	0.08	0.09
tblVehicleEF	LDA	0.03	0.04
tblVehicleEF	LDA	7.9920e-003	6.1620e-003
tblVehicleEF	LDA	0.03	0.19
tblVehicleEF	LDA	0.05	0.17
tblVehicleEF	LDA	2.2240e-003	2.3560e-003
tblVehicleEF	LDA	5.2200e-004	4.8400e-004
tblVehicleEF	LDA	0.04	0.05
tblVehicleEF	LDA	0.08	0.09
tblVehicleEF	LDA	0.03	0.04
tblVehicleEF	LDA	0.01	8.9600e-003
tblVehicleEF	LDA	0.03	0.19
tblVehicleEF	LDA	0.06	0.19
tblVehicleEF	LDA	3.6270e-003	1.9600e-003
tblVehicleEF	LDA	3.1890e-003	0.03
tblVehicleEF	LDA	0.58	0.65
tblVehicleEF	LDA	0.75	1.61
tblVehicleEF	LDA	243.03	259.99
tblVehicleEF	LDA	50.72	48.33
tblVehicleEF	LDA	0.04	0.03

Merrill Commerce Center (Phase B Construction - Unmitigated) - San Bernardino-South Coast County, Winter

tblVehicleEF	LDA	1.6130e-003	1.2760e-003
tblVehicleEF	LDA	2.2290e-003	1.6410e-003
tblVehicleEF	LDA	1.4850e-003	1.1750e-003
tblVehicleEF	LDA	2.0500e-003	1.5090e-003
tblVehicleEF	LDA	0.07	0.10
tblVehicleEF	LDA	0.10	0.10
tblVehicleEF	LDA	0.06	0.08
tblVehicleEF	LDA	9.0770e-003	6.9860e-003
tblVehicleEF	LDA	0.03	0.19
tblVehicleEF	LDA	0.04	0.15
tblVehicleEF	LDA	2.4340e-003	2.5720e-003
tblVehicleEF	LDA	5.1900e-004	4.7800e-004
tblVehicleEF	LDA	0.07	0.10
tblVehicleEF	LDA	0.10	0.10
tblVehicleEF	LDA	0.06	0.08
tblVehicleEF	LDA	0.01	0.01
tblVehicleEF	LDA	0.03	0.19
tblVehicleEF	LDA	0.05	0.16
tblVehicleEF	LDA	3.1050e-003	1.6660e-003
tblVehicleEF	LDA	3.8020e-003	0.04
tblVehicleEF	LDA	0.45	0.50
tblVehicleEF	LDA	0.89	1.90
tblVehicleEF	LDA	217.26	233.04
tblVehicleEF	LDA	50.72	48.87
tblVehicleEF	LDA	0.04	0.03
tblVehicleEF	LDA	1.6130e-003	1.2760e-003
tblVehicleEF	LDA	2.2290e-003	1.6410e-003

Merrill Commerce Center (Phase B Construction - Unmitigated) - San Bernardino-South Coast County, Winter

tblVehicleEF	LDA	1.4850e-003	1.1750e-003
tblVehicleEF	LDA	2.0500e-003	1.5090e-003
tblVehicleEF	LDA	0.04	0.05
tblVehicleEF	LDA	0.09	0.09
tblVehicleEF	LDA	0.03	0.04
tblVehicleEF	LDA	7.7850e-003	6.0060e-003
tblVehicleEF	LDA	0.04	0.22
tblVehicleEF	LDA	0.05	0.17
tblVehicleEF	LDA	2.1750e-003	2.3050e-003
tblVehicleEF	LDA	5.2200e-004	4.8400e-004
tblVehicleEF	LDA	0.04	0.05
tblVehicleEF	LDA	0.09	0.09
tblVehicleEF	LDA	0.03	0.04
tblVehicleEF	LDA	0.01	8.7330e-003
tblVehicleEF	LDA	0.04	0.22
tblVehicleEF	LDA	0.06	0.19
tblVehicleEF	LDT1	9.7080e-003	4.5970e-003
tblVehicleEF	LDT1	0.01	0.06
tblVehicleEF	LDT1	1.15	1.02
tblVehicleEF	LDT1	2.64	2.15
tblVehicleEF	LDT1	283.82	283.77
tblVehicleEF	LDT1	64.79	59.69
tblVehicleEF	LDT1	0.12	0.08
tblVehicleEF	LDT1	2.3710e-003	1.7400e-003
tblVehicleEF	LDT1	3.2130e-003	2.2850e-003
tblVehicleEF	LDT1	2.1820e-003	1.6000e-003
tblVehicleEF	LDT1	2.9550e-003	2.1010e-003

Merrill Commerce Center (Phase B Construction - Unmitigated) - San Bernardino-South Coast County, Winter

tblVehicleEF	LDT1	0.15	0.15
tblVehicleEF	LDT1	0.27	0.21
tblVehicleEF	LDT1	0.10	0.11
tblVehicleEF	LDT1	0.02	0.02
tblVehicleEF	LDT1	0.17	0.69
tblVehicleEF	LDT1	0.18	0.31
tblVehicleEF	LDT1	2.8520e-003	2.8080e-003
tblVehicleEF	LDT1	6.9400e-004	5.9100e-004
tblVehicleEF	LDT1	0.15	0.15
tblVehicleEF	LDT1	0.27	0.21
tblVehicleEF	LDT1	0.10	0.11
tblVehicleEF	LDT1	0.04	0.03
tblVehicleEF	LDT1	0.17	0.69
tblVehicleEF	LDT1	0.20	0.34
tblVehicleEF	LDT1	0.01	5.2210e-003
tblVehicleEF	LDT1	0.01	0.05
tblVehicleEF	LDT1	1.38	1.24
tblVehicleEF	LDT1	2.17	1.79
tblVehicleEF	LDT1	309.34	306.50
tblVehicleEF	LDT1	64.79	58.95
tblVehicleEF	LDT1	0.10	0.07
tblVehicleEF	LDT1	2.3710e-003	1.7400e-003
tblVehicleEF	LDT1	3.2130e-003	2.2850e-003
tblVehicleEF	LDT1	2.1820e-003	1.6000e-003
tblVehicleEF	LDT1	2.9550e-003	2.1010e-003
tblVehicleEF	LDT1	0.31	0.30
tblVehicleEF	LDT1	0.33	0.25

Merrill Commerce Center (Phase B Construction - Unmitigated) - San Bernardino-South Coast County, Winter

tblVehicleEF	LDT1	0.22	0.23
tblVehicleEF	LDT1	0.03	0.02
tblVehicleEF	LDT1	0.17	0.69
tblVehicleEF	LDT1	0.15	0.26
tblVehicleEF	LDT1	3.1100e-003	3.0330e-003
tblVehicleEF	LDT1	6.8600e-004	5.8300e-004
tblVehicleEF	LDT1	0.31	0.30
tblVehicleEF	LDT1	0.33	0.25
tblVehicleEF	LDT1	0.22	0.23
tblVehicleEF	LDT1	0.04	0.03
tblVehicleEF	LDT1	0.17	0.69
tblVehicleEF	LDT1	0.16	0.29
tblVehicleEF	LDT1	9.4580e-003	4.4920e-003
tblVehicleEF	LDT1	0.01	0.06
tblVehicleEF	LDT1	1.09	0.97
tblVehicleEF	LDT1	2.60	2.11
tblVehicleEF	LDT1	277.82	278.38
tblVehicleEF	LDT1	64.79	59.63
tblVehicleEF	LDT1	0.11	0.08
tblVehicleEF	LDT1	2.3710e-003	1.7400e-003
tblVehicleEF	LDT1	3.2130e-003	2.2850e-003
tblVehicleEF	LDT1	2.1820e-003	1.6000e-003
tblVehicleEF	LDT1	2.9550e-003	2.1010e-003
tblVehicleEF	LDT1	0.16	0.15
tblVehicleEF	LDT1	0.31	0.23
tblVehicleEF	LDT1	0.10	0.10
tblVehicleEF	LDT1	0.02	0.02

Merrill Commerce Center (Phase B Construction - Unmitigated) - San Bernardino-South Coast County, Winter

tblVehicleEF	LDT1	0.20	0.81
tblVehicleEF	LDT1	0.18	0.31
tblVehicleEF	LDT1	2.7910e-003	2.7550e-003
tblVehicleEF	LDT1	6.9300e-004	5.9000e-004
tblVehicleEF	LDT1	0.16	0.15
tblVehicleEF	LDT1	0.31	0.23
tblVehicleEF	LDT1	0.10	0.10
tblVehicleEF	LDT1	0.03	0.03
tblVehicleEF	LDT1	0.20	0.81
tblVehicleEF	LDT1	0.20	0.34
tblVehicleEF	LDT2	4.9170e-003	3.0790e-003
tblVehicleEF	LDT2	5.8030e-003	0.06
tblVehicleEF	LDT2	0.67	0.77
tblVehicleEF	LDT2	1.28	2.49
tblVehicleEF	LDT2	315.69	296.94
tblVehicleEF	LDT2	71.50	62.71
tblVehicleEF	LDT2	0.07	0.06
tblVehicleEF	LDT2	1.7520e-003	1.3590e-003
tblVehicleEF	LDT2	2.4460e-003	1.7340e-003
tblVehicleEF	LDT2	1.6110e-003	1.2500e-003
tblVehicleEF	LDT2	2.2490e-003	1.5950e-003
tblVehicleEF	LDT2	0.06	0.09
tblVehicleEF	LDT2	0.10	0.13
tblVehicleEF	LDT2	0.05	0.08
tblVehicleEF	LDT2	0.01	0.01
tblVehicleEF	LDT2	0.06	0.43
tblVehicleEF	LDT2	0.08	0.27

Merrill Commerce Center (Phase B Construction - Unmitigated) - San Bernardino-South Coast County, Winter

tblVehicleEF	LDT2	3.1620e-003	2.9380e-003
tblVehicleEF	LDT2	7.3600e-004	6.2100e-004
tblVehicleEF	LDT2	0.06	0.09
tblVehicleEF	LDT2	0.10	0.13
tblVehicleEF	LDT2	0.05	0.08
tblVehicleEF	LDT2	0.02	0.02
tblVehicleEF	LDT2	0.06	0.43
tblVehicleEF	LDT2	0.09	0.29
tblVehicleEF	LDT2	5.5770e-003	3.5190e-003
tblVehicleEF	LDT2	4.8410e-003	0.05
tblVehicleEF	LDT2	0.82	0.94
tblVehicleEF	LDT2	1.06	2.06
tblVehicleEF	LDT2	344.57	318.51
tblVehicleEF	LDT2	71.50	61.89
tblVehicleEF	LDT2	0.06	0.06
tblVehicleEF	LDT2	1.7520e-003	1.3590e-003
tblVehicleEF	LDT2	2.4460e-003	1.7340e-003
tblVehicleEF	LDT2	1.6110e-003	1.2500e-003
tblVehicleEF	LDT2	2.2490e-003	1.5950e-003
tblVehicleEF	LDT2	0.11	0.18
tblVehicleEF	LDT2	0.12	0.15
tblVehicleEF	LDT2	0.10	0.16
tblVehicleEF	LDT2	0.01	0.01
tblVehicleEF	LDT2	0.06	0.43
tblVehicleEF	LDT2	0.07	0.23
tblVehicleEF	LDT2	3.4530e-003	3.1510e-003
tblVehicleEF	LDT2	7.3300e-004	6.1200e-004

Merrill Commerce Center (Phase B Construction - Unmitigated) - San Bernardino-South Coast County, Winter

tblVehicleEF	LDT2	0.11	0.18
tblVehicleEF	LDT2	0.12	0.15
tblVehicleEF	LDT2	0.10	0.16
tblVehicleEF	LDT2	0.02	0.02
tblVehicleEF	LDT2	0.06	0.43
tblVehicleEF	LDT2	0.07	0.25
tblVehicleEF	LDT2	4.7910e-003	3.0060e-003
tblVehicleEF	LDT2	5.7690e-003	0.06
tblVehicleEF	LDT2	0.64	0.73
tblVehicleEF	LDT2	1.26	2.45
tblVehicleEF	LDT2	308.90	291.83
tblVehicleEF	LDT2	71.50	62.64
tblVehicleEF	LDT2	0.06	0.06
tblVehicleEF	LDT2	1.7520e-003	1.3590e-003
tblVehicleEF	LDT2	2.4460e-003	1.7340e-003
tblVehicleEF	LDT2	1.6110e-003	1.2500e-003
tblVehicleEF	LDT2	2.2490e-003	1.5950e-003
tblVehicleEF	LDT2	0.05	0.09
tblVehicleEF	LDT2	0.11	0.14
tblVehicleEF	LDT2	0.04	0.07
tblVehicleEF	LDT2	0.01	0.01
tblVehicleEF	LDT2	0.07	0.50
tblVehicleEF	LDT2	0.08	0.27
tblVehicleEF	LDT2	3.0940e-003	2.8870e-003
tblVehicleEF	LDT2	7.3600e-004	6.2000e-004
tblVehicleEF	LDT2	0.05	0.09
tblVehicleEF	LDT2	0.11	0.14

Merrill Commerce Center (Phase B Construction - Unmitigated) - San Bernardino-South Coast County, Winter

tblVehicleEF	LDT2	0.04	0.07
tblVehicleEF	LDT2	0.02	0.02
tblVehicleEF	LDT2	0.07	0.50
tblVehicleEF	LDT2	0.09	0.29
tblVehicleEF	LHD1	4.6720e-003	4.4980e-003
tblVehicleEF	LHD1	8.9900e-003	4.8130e-003
tblVehicleEF	LHD1	0.02	0.01
tblVehicleEF	LHD1	0.14	0.17
tblVehicleEF	LHD1	0.81	0.64
tblVehicleEF	LHD1	2.18	0.94
tblVehicleEF	LHD1	9.21	9.12
tblVehicleEF	LHD1	593.90	622.71
tblVehicleEF	LHD1	28.73	10.21
tblVehicleEF	LHD1	0.08	0.07
tblVehicleEF	LHD1	1.68	1.13
tblVehicleEF	LHD1	9.5400e-004	9.8200e-004
tblVehicleEF	LHD1	0.01	0.01
tblVehicleEF	LHD1	0.01	9.4060e-003
tblVehicleEF	LHD1	8.2700e-004	2.3100e-004
tblVehicleEF	LHD1	9.1300e-004	9.4000e-004
tblVehicleEF	LHD1	2.5700e-003	2.5020e-003
tblVehicleEF	LHD1	0.01	8.9760e-003
tblVehicleEF	LHD1	7.6100e-004	2.1300e-004
tblVehicleEF	LHD1	3.3830e-003	2.6930e-003
tblVehicleEF	LHD1	0.10	0.08
tblVehicleEF	LHD1	0.02	0.02
tblVehicleEF	LHD1	1.7110e-003	1.3450e-003

Merrill Commerce Center (Phase B Construction - Unmitigated) - San Bernardino-South Coast County, Winter

tblVehicleEF	LHD1	0.07	0.05
tblVehicleEF	LHD1	0.35	0.54
tblVehicleEF	LHD1	0.22	0.06
tblVehicleEF	LHD1	9.2000e-005	8.8000e-005
tblVehicleEF	LHD1	5.8160e-003	6.0590e-003
tblVehicleEF	LHD1	3.2800e-004	1.0100e-004
tblVehicleEF	LHD1	3.3830e-003	2.6930e-003
tblVehicleEF	LHD1	0.10	0.08
tblVehicleEF	LHD1	0.02	0.03
tblVehicleEF	LHD1	1.7110e-003	1.3450e-003
tblVehicleEF	LHD1	0.09	0.07
tblVehicleEF	LHD1	0.35	0.54
tblVehicleEF	LHD1	0.24	0.07
tblVehicleEF	LHD1	4.6720e-003	4.5120e-003
tblVehicleEF	LHD1	9.1960e-003	4.9120e-003
tblVehicleEF	LHD1	0.02	0.01
tblVehicleEF	LHD1	0.14	0.17
tblVehicleEF	LHD1	0.82	0.66
tblVehicleEF	LHD1	2.04	0.88
tblVehicleEF	LHD1	9.21	9.12
tblVehicleEF	LHD1	593.90	622.74
tblVehicleEF	LHD1	28.73	10.10
tblVehicleEF	LHD1	0.08	0.07
tblVehicleEF	LHD1	1.58	1.06
tblVehicleEF	LHD1	9.5400e-004	9.8200e-004
tblVehicleEF	LHD1	0.01	0.01
tblVehicleEF	LHD1	0.01	9.4060e-003

Merrill Commerce Center (Phase B Construction - Unmitigated) - San Bernardino-South Coast County, Winter

tblVehicleEF	LHD1	8.2700e-004	2.3100e-004
tblVehicleEF	LHD1	9.1300e-004	9.4000e-004
tblVehicleEF	LHD1	2.5700e-003	2.5020e-003
tblVehicleEF	LHD1	0.01	8.9760e-003
tblVehicleEF	LHD1	7.6100e-004	2.1300e-004
tblVehicleEF	LHD1	6.6270e-003	5.2970e-003
tblVehicleEF	LHD1	0.12	0.09
tblVehicleEF	LHD1	0.02	0.02
tblVehicleEF	LHD1	3.7910e-003	3.0170e-003
tblVehicleEF	LHD1	0.07	0.05
tblVehicleEF	LHD1	0.35	0.54
tblVehicleEF	LHD1	0.21	0.06
tblVehicleEF	LHD1	9.2000e-005	8.8000e-005
tblVehicleEF	LHD1	5.8160e-003	6.0590e-003
tblVehicleEF	LHD1	3.2600e-004	1.0000e-004
tblVehicleEF	LHD1	6.6270e-003	5.2970e-003
tblVehicleEF	LHD1	0.12	0.09
tblVehicleEF	LHD1	0.02	0.03
tblVehicleEF	LHD1	3.7910e-003	3.0170e-003
tblVehicleEF	LHD1	0.09	0.07
tblVehicleEF	LHD1	0.35	0.54
tblVehicleEF	LHD1	0.23	0.07
tblVehicleEF	LHD1	4.6720e-003	4.5010e-003
tblVehicleEF	LHD1	9.0130e-003	4.8240e-003
tblVehicleEF	LHD1	0.02	0.01
tblVehicleEF	LHD1	0.14	0.17
tblVehicleEF	LHD1	0.81	0.64

Merrill Commerce Center (Phase B Construction - Unmitigated) - San Bernardino-South Coast County, Winter

tblVehicleEF	LHD1	2.15	0.92
tblVehicleEF	LHD1	9.21	9.12
tblVehicleEF	LHD1	593.90	622.72
tblVehicleEF	LHD1	28.73	10.18
tblVehicleEF	LHD1	0.08	0.07
tblVehicleEF	LHD1	1.65	1.11
tblVehicleEF	LHD1	9.5400e-004	9.8200e-004
tblVehicleEF	LHD1	0.01	0.01
tblVehicleEF	LHD1	0.01	9.4060e-003
tblVehicleEF	LHD1	8.2700e-004	2.3100e-004
tblVehicleEF	LHD1	9.1300e-004	9.4000e-004
tblVehicleEF	LHD1	2.5700e-003	2.5020e-003
tblVehicleEF	LHD1	0.01	8.9760e-003
tblVehicleEF	LHD1	7.6100e-004	2.1300e-004
tblVehicleEF	LHD1	3.6120e-003	2.9190e-003
tblVehicleEF	LHD1	0.12	0.09
tblVehicleEF	LHD1	0.02	0.02
tblVehicleEF	LHD1	1.6770e-003	1.3230e-003
tblVehicleEF	LHD1	0.07	0.05
tblVehicleEF	LHD1	0.37	0.58
tblVehicleEF	LHD1	0.22	0.06
tblVehicleEF	LHD1	9.2000e-005	8.8000e-005
tblVehicleEF	LHD1	5.8160e-003	6.0590e-003
tblVehicleEF	LHD1	3.2800e-004	1.0100e-004
tblVehicleEF	LHD1	3.6120e-003	2.9190e-003
tblVehicleEF	LHD1	0.12	0.09
tblVehicleEF	LHD1	0.02	0.03

Merrill Commerce Center (Phase B Construction - Unmitigated) - San Bernardino-South Coast County, Winter

tblVehicleEF	LHD1	1.6770e-003	1.3230e-003
tblVehicleEF	LHD1	0.09	0.07
tblVehicleEF	LHD1	0.37	0.58
tblVehicleEF	LHD1	0.24	0.07
tblVehicleEF	LHD2	3.1420e-003	3.0290e-003
tblVehicleEF	LHD2	3.3700e-003	3.3290e-003
tblVehicleEF	LHD2	5.9590e-003	7.7710e-003
tblVehicleEF	LHD2	0.12	0.13
tblVehicleEF	LHD2	0.36	0.43
tblVehicleEF	LHD2	1.03	0.54
tblVehicleEF	LHD2	14.09	14.24
tblVehicleEF	LHD2	595.69	623.31
tblVehicleEF	LHD2	23.37	7.26
tblVehicleEF	LHD2	0.10	0.10
tblVehicleEF	LHD2	0.94	1.21
tblVehicleEF	LHD2	1.2080e-003	1.4410e-003
tblVehicleEF	LHD2	0.01	0.01
tblVehicleEF	LHD2	0.01	0.01
tblVehicleEF	LHD2	3.6200e-004	1.1200e-004
tblVehicleEF	LHD2	1.1560e-003	1.3780e-003
tblVehicleEF	LHD2	2.6970e-003	2.7030e-003
tblVehicleEF	LHD2	9.9080e-003	0.01
tblVehicleEF	LHD2	3.3300e-004	1.0300e-004
tblVehicleEF	LHD2	1.0780e-003	1.3290e-003
tblVehicleEF	LHD2	0.03	0.04
tblVehicleEF	LHD2	0.01	0.02
tblVehicleEF	LHD2	6.0700e-004	7.2000e-004

Merrill Commerce Center (Phase B Construction - Unmitigated) - San Bernardino-South Coast County, Winter

tblVehicleEF	LHD2	0.05	0.05
tblVehicleEF	LHD2	0.07	0.24
tblVehicleEF	LHD2	0.08	0.04
tblVehicleEF	LHD2	1.3700e-004	1.3600e-004
tblVehicleEF	LHD2	5.7920e-003	6.0100e-003
tblVehicleEF	LHD2	2.5200e-004	7.2000e-005
tblVehicleEF	LHD2	1.0780e-003	1.3290e-003
tblVehicleEF	LHD2	0.03	0.04
tblVehicleEF	LHD2	0.02	0.02
tblVehicleEF	LHD2	6.0700e-004	7.2000e-004
tblVehicleEF	LHD2	0.05	0.06
tblVehicleEF	LHD2	0.07	0.24
tblVehicleEF	LHD2	0.09	0.04
tblVehicleEF	LHD2	3.1420e-003	3.0380e-003
tblVehicleEF	LHD2	3.4100e-003	3.3590e-003
tblVehicleEF	LHD2	5.7050e-003	7.4220e-003
tblVehicleEF	LHD2	0.12	0.13
tblVehicleEF	LHD2	0.36	0.44
tblVehicleEF	LHD2	0.97	0.51
tblVehicleEF	LHD2	14.09	14.24
tblVehicleEF	LHD2	595.69	623.32
tblVehicleEF	LHD2	23.37	7.20
tblVehicleEF	LHD2	0.10	0.10
tblVehicleEF	LHD2	0.88	1.14
tblVehicleEF	LHD2	1.2080e-003	1.4410e-003
tblVehicleEF	LHD2	0.01	0.01
tblVehicleEF	LHD2	0.01	0.01

Merrill Commerce Center (Phase B Construction - Unmitigated) - San Bernardino-South Coast County, Winter

tblVehicleEF	LHD2	3.6200e-004	1.1200e-004
tblVehicleEF	LHD2	1.1560e-003	1.3780e-003
tblVehicleEF	LHD2	2.6970e-003	2.7030e-003
tblVehicleEF	LHD2	9.9080e-003	0.01
tblVehicleEF	LHD2	3.3300e-004	1.0300e-004
tblVehicleEF	LHD2	2.0680e-003	2.5650e-003
tblVehicleEF	LHD2	0.04	0.05
tblVehicleEF	LHD2	0.01	0.02
tblVehicleEF	LHD2	1.2890e-003	1.5490e-003
tblVehicleEF	LHD2	0.05	0.05
tblVehicleEF	LHD2	0.07	0.24
tblVehicleEF	LHD2	0.08	0.04
tblVehicleEF	LHD2	1.3700e-004	1.3600e-004
tblVehicleEF	LHD2	5.7920e-003	6.0110e-003
tblVehicleEF	LHD2	2.5100e-004	7.1000e-005
tblVehicleEF	LHD2	2.0680e-003	2.5650e-003
tblVehicleEF	LHD2	0.04	0.05
tblVehicleEF	LHD2	0.02	0.02
tblVehicleEF	LHD2	1.2890e-003	1.5490e-003
tblVehicleEF	LHD2	0.05	0.06
tblVehicleEF	LHD2	0.07	0.24
tblVehicleEF	LHD2	0.08	0.04
tblVehicleEF	LHD2	3.1420e-003	3.0310e-003
tblVehicleEF	LHD2	3.3740e-003	3.3320e-003
tblVehicleEF	LHD2	5.9110e-003	7.7050e-003
tblVehicleEF	LHD2	0.12	0.13
tblVehicleEF	LHD2	0.36	0.43

Merrill Commerce Center (Phase B Construction - Unmitigated) - San Bernardino-South Coast County, Winter

tblVehicleEF	LHD2	1.02	0.54
tblVehicleEF	LHD2	14.09	14.24
tblVehicleEF	LHD2	595.69	623.31
tblVehicleEF	LHD2	23.37	7.24
tblVehicleEF	LHD2	0.10	0.10
tblVehicleEF	LHD2	0.92	1.20
tblVehicleEF	LHD2	1.2080e-003	1.4410e-003
tblVehicleEF	LHD2	0.01	0.01
tblVehicleEF	LHD2	0.01	0.01
tblVehicleEF	LHD2	3.6200e-004	1.1200e-004
tblVehicleEF	LHD2	1.1560e-003	1.3780e-003
tblVehicleEF	LHD2	2.6970e-003	2.7030e-003
tblVehicleEF	LHD2	9.9080e-003	0.01
tblVehicleEF	LHD2	3.3300e-004	1.0300e-004
tblVehicleEF	LHD2	1.0780e-003	1.3530e-003
tblVehicleEF	LHD2	0.03	0.04
tblVehicleEF	LHD2	0.01	0.02
tblVehicleEF	LHD2	5.9100e-004	6.9900e-004
tblVehicleEF	LHD2	0.05	0.05
tblVehicleEF	LHD2	0.07	0.25
tblVehicleEF	LHD2	0.08	0.04
tblVehicleEF	LHD2	1.3700e-004	1.3600e-004
tblVehicleEF	LHD2	5.7920e-003	6.0100e-003
tblVehicleEF	LHD2	2.5200e-004	7.2000e-005
tblVehicleEF	LHD2	1.0780e-003	1.3530e-003
tblVehicleEF	LHD2	0.03	0.04
tblVehicleEF	LHD2	0.02	0.02

Merrill Commerce Center (Phase B Construction - Unmitigated) - San Bernardino-South Coast County, Winter

tblVehicleEF	LHD2	5.9100e-004	6.9900e-004
tblVehicleEF	LHD2	0.05	0.06
tblVehicleEF	LHD2	0.07	0.25
tblVehicleEF	LHD2	0.09	0.04
tblVehicleEF	MCY	0.44	0.33
tblVehicleEF	MCY	0.16	0.25
tblVehicleEF	MCY	19.41	19.66
tblVehicleEF	MCY	9.98	8.85
tblVehicleEF	MCY	169.81	211.00
tblVehicleEF	MCY	45.18	60.62
tblVehicleEF	MCY	1.15	1.15
tblVehicleEF	MCY	1.9700e-003	1.9320e-003
tblVehicleEF	MCY	3.3250e-003	2.8200e-003
tblVehicleEF	MCY	1.8410e-003	1.8050e-003
tblVehicleEF	MCY	3.1250e-003	2.6490e-003
tblVehicleEF	MCY	1.43	1.45
tblVehicleEF	MCY	0.80	0.82
tblVehicleEF	MCY	0.78	0.79
tblVehicleEF	MCY	2.18	2.19
tblVehicleEF	MCY	0.45	1.82
tblVehicleEF	MCY	2.12	1.87
tblVehicleEF	MCY	2.0790e-003	2.0880e-003
tblVehicleEF	MCY	6.7700e-004	6.0000e-004
tblVehicleEF	MCY	1.43	1.45
tblVehicleEF	MCY	0.80	0.82
tblVehicleEF	MCY	0.78	0.79
tblVehicleEF	MCY	2.71	2.71

Merrill Commerce Center (Phase B Construction - Unmitigated) - San Bernardino-South Coast County, Winter

tblVehicleEF	MCY	0.45	1.82
tblVehicleEF	MCY	2.31	2.04
tblVehicleEF	MCY	0.43	0.32
tblVehicleEF	MCY	0.13	0.21
tblVehicleEF	MCY	19.54	19.80
tblVehicleEF	MCY	9.04	7.97
tblVehicleEF	MCY	169.81	211.03
tblVehicleEF	MCY	45.18	58.35
tblVehicleEF	MCY	0.98	0.98
tblVehicleEF	MCY	1.9700e-003	1.9320e-003
tblVehicleEF	MCY	3.3250e-003	2.8200e-003
tblVehicleEF	MCY	1.8410e-003	1.8050e-003
tblVehicleEF	MCY	3.1250e-003	2.6490e-003
tblVehicleEF	MCY	3.10	3.13
tblVehicleEF	MCY	1.23	1.26
tblVehicleEF	MCY	2.07	2.09
tblVehicleEF	MCY	2.14	2.14
tblVehicleEF	MCY	0.45	1.81
tblVehicleEF	MCY	1.83	1.61
tblVehicleEF	MCY	2.0790e-003	2.0880e-003
tblVehicleEF	MCY	6.5300e-004	5.7700e-004
tblVehicleEF	MCY	3.10	3.13
tblVehicleEF	MCY	1.23	1.26
tblVehicleEF	MCY	2.07	2.09
tblVehicleEF	MCY	2.65	2.65
tblVehicleEF	MCY	0.45	1.81
tblVehicleEF	MCY	1.99	1.75

Merrill Commerce Center (Phase B Construction - Unmitigated) - San Bernardino-South Coast County, Winter

tblVehicleEF	MCY	0.43	0.32
tblVehicleEF	MCY	0.15	0.24
tblVehicleEF	MCY	18.58	18.81
tblVehicleEF	MCY	9.62	8.50
tblVehicleEF	MCY	169.81	209.52
tblVehicleEF	MCY	45.18	59.85
tblVehicleEF	MCY	1.11	1.11
tblVehicleEF	MCY	1.9700e-003	1.9320e-003
tblVehicleEF	MCY	3.3250e-003	2.8200e-003
tblVehicleEF	MCY	1.8410e-003	1.8050e-003
tblVehicleEF	MCY	3.1250e-003	2.6490e-003
tblVehicleEF	MCY	1.69	1.70
tblVehicleEF	MCY	1.07	1.09
tblVehicleEF	MCY	0.70	0.70
tblVehicleEF	MCY	2.15	2.16
tblVehicleEF	MCY	0.52	2.09
tblVehicleEF	MCY	2.05	1.81
tblVehicleEF	MCY	2.0650e-003	2.0730e-003
tblVehicleEF	MCY	6.6900e-004	5.9200e-004
tblVehicleEF	MCY	1.69	1.70
tblVehicleEF	MCY	1.07	1.09
tblVehicleEF	MCY	0.70	0.70
tblVehicleEF	MCY	2.67	2.67
tblVehicleEF	MCY	0.52	2.09
tblVehicleEF	MCY	2.23	1.97
tblVehicleEF	MDV	9.3540e-003	3.8560e-003
tblVehicleEF	MDV	0.01	0.07

Merrill Commerce Center (Phase B Construction - Unmitigated) - San Bernardino-South Coast County, Winter

tblVehicleEF	MDV	1.04	0.86
tblVehicleEF	MDV	2.45	2.81
tblVehicleEF	MDV	439.27	371.74
tblVehicleEF	MDV	98.67	77.98
tblVehicleEF	MDV	0.13	0.08
tblVehicleEF	MDV	1.7830e-003	1.4230e-003
tblVehicleEF	MDV	2.4100e-003	1.7590e-003
tblVehicleEF	MDV	1.6430e-003	1.3120e-003
tblVehicleEF	MDV	2.2160e-003	1.6180e-003
tblVehicleEF	MDV	0.09	0.11
tblVehicleEF	MDV	0.18	0.15
tblVehicleEF	MDV	0.08	0.10
tblVehicleEF	MDV	0.02	0.02
tblVehicleEF	MDV	0.10	0.47
tblVehicleEF	MDV	0.18	0.34
tblVehicleEF	MDV	4.3980e-003	3.6750e-003
tblVehicleEF	MDV	1.0290e-003	7.7200e-004
tblVehicleEF	MDV	0.09	0.11
tblVehicleEF	MDV	0.18	0.15
tblVehicleEF	MDV	0.08	0.10
tblVehicleEF	MDV	0.03	0.02
tblVehicleEF	MDV	0.10	0.47
tblVehicleEF	MDV	0.20	0.37
tblVehicleEF	MDV	0.01	4.4140e-003
tblVehicleEF	MDV	0.01	0.06
tblVehicleEF	MDV	1.27	1.05
tblVehicleEF	MDV	2.03	2.33

Merrill Commerce Center (Phase B Construction - Unmitigated) - San Bernardino-South Coast County, Winter

tblVehicleEF	MDV	478.15	394.46
tblVehicleEF	MDV	98.67	77.03
tblVehicleEF	MDV	0.11	0.07
tblVehicleEF	MDV	1.7830e-003	1.4230e-003
tblVehicleEF	MDV	2.4100e-003	1.7590e-003
tblVehicleEF	MDV	1.6430e-003	1.3120e-003
tblVehicleEF	MDV	2.2160e-003	1.6180e-003
tblVehicleEF	MDV	0.19	0.22
tblVehicleEF	MDV	0.21	0.18
tblVehicleEF	MDV	0.16	0.20
tblVehicleEF	MDV	0.03	0.02
tblVehicleEF	MDV	0.10	0.47
tblVehicleEF	MDV	0.15	0.29
tblVehicleEF	MDV	4.7900e-003	3.9000e-003
tblVehicleEF	MDV	1.0220e-003	7.6200e-004
tblVehicleEF	MDV	0.19	0.22
tblVehicleEF	MDV	0.21	0.18
tblVehicleEF	MDV	0.16	0.20
tblVehicleEF	MDV	0.04	0.03
tblVehicleEF	MDV	0.10	0.47
tblVehicleEF	MDV	0.17	0.31
tblVehicleEF	MDV	9.1040e-003	3.7610e-003
tblVehicleEF	MDV	0.01	0.07
tblVehicleEF	MDV	0.99	0.81
tblVehicleEF	MDV	2.42	2.77
tblVehicleEF	MDV	430.20	366.36
tblVehicleEF	MDV	98.67	77.90

Merrill Commerce Center (Phase B Construction - Unmitigated) - San Bernardino-South Coast County, Winter

tblVehicleEF	MDV	0.12	0.07
tblVehicleEF	MDV	1.7830e-003	1.4230e-003
tblVehicleEF	MDV	2.4100e-003	1.7590e-003
tblVehicleEF	MDV	1.6430e-003	1.3120e-003
tblVehicleEF	MDV	2.2160e-003	1.6180e-003
tblVehicleEF	MDV	0.09	0.10
tblVehicleEF	MDV	0.20	0.17
tblVehicleEF	MDV	0.08	0.09
tblVehicleEF	MDV	0.02	0.02
tblVehicleEF	MDV	0.12	0.55
tblVehicleEF	MDV	0.18	0.34
tblVehicleEF	MDV	4.3070e-003	3.6210e-003
tblVehicleEF	MDV	1.0290e-003	7.7100e-004
tblVehicleEF	MDV	0.09	0.10
tblVehicleEF	MDV	0.20	0.17
tblVehicleEF	MDV	0.08	0.09
tblVehicleEF	MDV	0.03	0.02
tblVehicleEF	MDV	0.12	0.55
tblVehicleEF	MDV	0.20	0.37
tblVehicleEF	MH	0.02	3.5960e-003
tblVehicleEF	MH	0.02	0.00
tblVehicleEF	MH	1.94	0.33
tblVehicleEF	MH	5.34	0.00
tblVehicleEF	MH	1,048.24	928.73
tblVehicleEF	MH	58.51	0.00
tblVehicleEF	MH	1.28	4.11
tblVehicleEF	MH	0.01	0.02

Merrill Commerce Center (Phase B Construction - Unmitigated) - San Bernardino-South Coast County, Winter

tblVehicleEF	MH	0.03	0.12
tblVehicleEF	MH	1.0110e-003	0.00
tblVehicleEF	MH	3.2250e-003	4.0000e-003
tblVehicleEF	MH	0.03	0.12
tblVehicleEF	MH	9.3000e-004	0.00
tblVehicleEF	MH	1.22	0.00
tblVehicleEF	MH	0.08	0.00
tblVehicleEF	MH	0.43	0.00
tblVehicleEF	MH	0.07	0.08
tblVehicleEF	MH	0.03	0.00
tblVehicleEF	MH	0.31	0.00
tblVehicleEF	MH	0.01	8.7800e-003
tblVehicleEF	MH	6.7800e-004	0.00
tblVehicleEF	MH	1.22	0.00
tblVehicleEF	MH	0.08	0.00
tblVehicleEF	MH	0.43	0.00
tblVehicleEF	MH	0.10	0.09
tblVehicleEF	MH	0.03	0.00
tblVehicleEF	MH	0.34	0.00
tblVehicleEF	MH	0.02	3.5960e-003
tblVehicleEF	MH	0.02	0.00
tblVehicleEF	MH	2.01	0.33
tblVehicleEF	MH	4.87	0.00
tblVehicleEF	MH	1,048.24	928.73
tblVehicleEF	MH	58.51	0.00
tblVehicleEF	MH	1.17	3.87
tblVehicleEF	MH	0.01	0.02

Merrill Commerce Center (Phase B Construction - Unmitigated) - San Bernardino-South Coast County, Winter

tblVehicleEF	MH	0.03	0.12
tblVehicleEF	MH	1.0110e-003	0.00
tblVehicleEF	MH	3.2250e-003	4.0000e-003
tblVehicleEF	MH	0.03	0.12
tblVehicleEF	MH	9.3000e-004	0.00
tblVehicleEF	MH	2.40	0.00
tblVehicleEF	MH	0.09	0.00
tblVehicleEF	MH	1.01	0.00
tblVehicleEF	MH	0.08	0.08
tblVehicleEF	MH	0.03	0.00
tblVehicleEF	MH	0.29	0.00
tblVehicleEF	MH	0.01	8.7800e-003
tblVehicleEF	MH	6.7000e-004	0.00
tblVehicleEF	MH	2.40	0.00
tblVehicleEF	MH	0.09	0.00
tblVehicleEF	MH	1.01	0.00
tblVehicleEF	MH	0.10	0.09
tblVehicleEF	MH	0.03	0.00
tblVehicleEF	MH	0.32	0.00
tblVehicleEF	MH	0.02	3.5960e-003
tblVehicleEF	MH	0.02	0.00
tblVehicleEF	MH	1.94	0.33
tblVehicleEF	MH	5.29	0.00
tblVehicleEF	MH	1,048.24	928.73
tblVehicleEF	MH	58.51	0.00
tblVehicleEF	MH	1.25	4.05
tblVehicleEF	MH	0.01	0.02

Merrill Commerce Center (Phase B Construction - Unmitigated) - San Bernardino-South Coast County, Winter

tblVehicleEF	MH	0.03	0.12
tblVehicleEF	MH	1.0110e-003	0.00
tblVehicleEF	MH	3.2250e-003	4.0000e-003
tblVehicleEF	MH	0.03	0.12
tblVehicleEF	MH	9.3000e-004	0.00
tblVehicleEF	MH	1.42	0.00
tblVehicleEF	MH	0.09	0.00
tblVehicleEF	MH	0.44	0.00
tblVehicleEF	MH	0.07	0.08
tblVehicleEF	MH	0.03	0.00
tblVehicleEF	MH	0.31	0.00
tblVehicleEF	MH	0.01	8.7800e-003
tblVehicleEF	MH	6.7700e-004	0.00
tblVehicleEF	MH	1.42	0.00
tblVehicleEF	MH	0.09	0.00
tblVehicleEF	MH	0.44	0.00
tblVehicleEF	MH	0.10	0.09
tblVehicleEF	MH	0.03	0.00
tblVehicleEF	MH	0.34	0.00
tblVehicleEF	MHD	0.02	3.0370e-003
tblVehicleEF	MHD	2.3730e-003	1.0670e-003
tblVehicleEF	MHD	0.04	7.4460e-003
tblVehicleEF	MHD	0.29	0.34
tblVehicleEF	MHD	0.21	0.14
tblVehicleEF	MHD	3.98	0.80
tblVehicleEF	MHD	157.13	63.12
tblVehicleEF	MHD	1,097.93	940.09

Merrill Commerce Center (Phase B Construction - Unmitigated) - San Bernardino-South Coast County, Winter

tblVehicleEF	MHD	49.45	7.43
tblVehicleEF	MHD	0.42	0.34
tblVehicleEF	MHD	0.63	1.01
tblVehicleEF	MHD	9.1000e-005	2.4100e-004
tblVehicleEF	MHD	2.7720e-003	7.6590e-003
tblVehicleEF	MHD	6.6500e-004	8.6000e-005
tblVehicleEF	MHD	8.7000e-005	2.3000e-004
tblVehicleEF	MHD	2.6480e-003	7.3240e-003
tblVehicleEF	MHD	6.1100e-004	7.9000e-005
tblVehicleEF	MHD	9.7700e-004	4.4300e-004
tblVehicleEF	MHD	0.03	0.02
tblVehicleEF	MHD	0.02	0.02
tblVehicleEF	MHD	5.2700e-004	2.3800e-004
tblVehicleEF	MHD	0.03	0.01
tblVehicleEF	MHD	0.01	0.08
tblVehicleEF	MHD	0.24	0.04
tblVehicleEF	MHD	1.5090e-003	5.9900e-004
tblVehicleEF	MHD	0.01	8.9580e-003
tblVehicleEF	MHD	5.6400e-004	7.4000e-005
tblVehicleEF	MHD	9.7700e-004	4.4300e-004
tblVehicleEF	MHD	0.03	0.02
tblVehicleEF	MHD	0.03	0.02
tblVehicleEF	MHD	5.2700e-004	2.3800e-004
tblVehicleEF	MHD	0.03	0.01
tblVehicleEF	MHD	0.01	0.08
tblVehicleEF	MHD	0.27	0.04
tblVehicleEF	MHD	0.01	2.8930e-003

Merrill Commerce Center (Phase B Construction - Unmitigated) - San Bernardino-South Coast County, Winter

tblVehicleEF	MHD	2.4050e-003	1.0900e-003
tblVehicleEF	MHD	0.04	7.1060e-003
tblVehicleEF	MHD	0.21	0.29
tblVehicleEF	MHD	0.21	0.15
tblVehicleEF	MHD	3.72	0.75
tblVehicleEF	MHD	166.43	62.88
tblVehicleEF	MHD	1,097.93	940.09
tblVehicleEF	MHD	49.45	7.34
tblVehicleEF	MHD	0.44	0.33
tblVehicleEF	MHD	0.59	0.95
tblVehicleEF	MHD	7.6000e-005	2.0600e-004
tblVehicleEF	MHD	2.7720e-003	7.6590e-003
tblVehicleEF	MHD	6.6500e-004	8.6000e-005
tblVehicleEF	MHD	7.3000e-005	1.9700e-004
tblVehicleEF	MHD	2.6480e-003	7.3240e-003
tblVehicleEF	MHD	6.1100e-004	7.9000e-005
tblVehicleEF	MHD	1.9120e-003	8.6600e-004
tblVehicleEF	MHD	0.04	0.02
tblVehicleEF	MHD	0.02	0.01
tblVehicleEF	MHD	1.1780e-003	5.3200e-004
tblVehicleEF	MHD	0.03	0.01
tblVehicleEF	MHD	0.01	0.08
tblVehicleEF	MHD	0.23	0.04
tblVehicleEF	MHD	1.5970e-003	5.9700e-004
tblVehicleEF	MHD	0.01	8.9590e-003
tblVehicleEF	MHD	5.6000e-004	7.3000e-005
tblVehicleEF	MHD	1.9120e-003	8.6600e-004

Merrill Commerce Center (Phase B Construction - Unmitigated) - San Bernardino-South Coast County, Winter

tblVehicleEF	MHD	0.04	0.02
tblVehicleEF	MHD	0.03	0.02
tblVehicleEF	MHD	1.1780e-003	5.3200e-004
tblVehicleEF	MHD	0.03	0.01
tblVehicleEF	MHD	0.01	0.08
tblVehicleEF	MHD	0.25	0.04
tblVehicleEF	MHD	0.02	3.2500e-003
tblVehicleEF	MHD	2.3770e-003	1.0690e-003
tblVehicleEF	MHD	0.04	7.3590e-003
tblVehicleEF	MHD	0.41	0.40
tblVehicleEF	MHD	0.21	0.14
tblVehicleEF	MHD	3.91	0.79
tblVehicleEF	MHD	144.26	63.46
tblVehicleEF	MHD	1,097.93	940.09
tblVehicleEF	MHD	49.45	7.41
tblVehicleEF	MHD	0.40	0.36
tblVehicleEF	MHD	0.62	0.99
tblVehicleEF	MHD	1.1000e-004	2.8900e-004
tblVehicleEF	MHD	2.7720e-003	7.6590e-003
tblVehicleEF	MHD	6.6500e-004	8.6000e-005
tblVehicleEF	MHD	1.0600e-004	2.7600e-004
tblVehicleEF	MHD	2.6480e-003	7.3240e-003
tblVehicleEF	MHD	6.1100e-004	7.9000e-005
tblVehicleEF	MHD	1.0160e-003	4.6200e-004
tblVehicleEF	MHD	0.04	0.02
tblVehicleEF	MHD	0.02	0.02
tblVehicleEF	MHD	5.1300e-004	2.3200e-004

Merrill Commerce Center (Phase B Construction - Unmitigated) - San Bernardino-South Coast County, Winter

tblVehicleEF	MHD	0.03	0.01
tblVehicleEF	MHD	0.01	0.09
tblVehicleEF	MHD	0.24	0.04
tblVehicleEF	MHD	1.3880e-003	6.0200e-004
tblVehicleEF	MHD	0.01	8.9580e-003
tblVehicleEF	MHD	5.6300e-004	7.3000e-005
tblVehicleEF	MHD	1.0160e-003	4.6200e-004
tblVehicleEF	MHD	0.04	0.02
tblVehicleEF	MHD	0.03	0.02
tblVehicleEF	MHD	5.1300e-004	2.3200e-004
tblVehicleEF	MHD	0.03	0.01
tblVehicleEF	MHD	0.01	0.09
tblVehicleEF	MHD	0.26	0.04
tblVehicleEF	OBUS	0.01	9.0060e-003
tblVehicleEF	OBUS	6.2520e-003	5.7900e-003
tblVehicleEF	OBUS	0.03	0.02
tblVehicleEF	OBUS	0.24	0.51
tblVehicleEF	OBUS	0.41	0.69
tblVehicleEF	OBUS	5.29	2.52
tblVehicleEF	OBUS	65.82	66.45
tblVehicleEF	OBUS	1,119.44	1,394.03
tblVehicleEF	OBUS	69.89	20.71
tblVehicleEF	OBUS	0.13	0.24
tblVehicleEF	OBUS	0.44	0.87
tblVehicleEF	OBUS	1.1000e-005	8.1000e-005
tblVehicleEF	OBUS	2.0200e-003	6.3490e-003
tblVehicleEF	OBUS	9.5000e-004	2.3700e-004

Merrill Commerce Center (Phase B Construction - Unmitigated) - San Bernardino-South Coast County, Winter

tblVehicleEF	OBUS	1.1000e-005	7.8000e-005
tblVehicleEF	OBUS	1.9090e-003	6.0530e-003
tblVehicleEF	OBUS	8.7400e-004	2.1800e-004
tblVehicleEF	OBUS	1.8990e-003	2.7570e-003
tblVehicleEF	OBUS	0.02	0.03
tblVehicleEF	OBUS	0.03	0.05
tblVehicleEF	OBUS	8.3600e-004	1.1520e-003
tblVehicleEF	OBUS	0.03	0.03
tblVehicleEF	OBUS	0.05	0.32
tblVehicleEF	OBUS	0.33	0.12
tblVehicleEF	OBUS	6.4000e-004	6.3400e-004
tblVehicleEF	OBUS	0.01	0.01
tblVehicleEF	OBUS	7.9100e-004	2.0500e-004
tblVehicleEF	OBUS	1.8990e-003	2.7570e-003
tblVehicleEF	OBUS	0.02	0.03
tblVehicleEF	OBUS	0.04	0.06
tblVehicleEF	OBUS	8.3600e-004	1.1520e-003
tblVehicleEF	OBUS	0.04	0.04
tblVehicleEF	OBUS	0.05	0.32
tblVehicleEF	OBUS	0.36	0.13
tblVehicleEF	OBUS	0.01	9.0820e-003
tblVehicleEF	OBUS	6.4110e-003	5.9630e-003
tblVehicleEF	OBUS	0.02	0.02
tblVehicleEF	OBUS	0.24	0.51
tblVehicleEF	OBUS	0.42	0.71
tblVehicleEF	OBUS	4.85	2.32
tblVehicleEF	OBUS	68.71	65.76

Merrill Commerce Center (Phase B Construction - Unmitigated) - San Bernardino-South Coast County, Winter

tblVehicleEF	OBUS	1,119.44	1,394.07
tblVehicleEF	OBUS	69.89	20.35
tblVehicleEF	OBUS	0.13	0.23
tblVehicleEF	OBUS	0.41	0.80
tblVehicleEF	OBUS	1.0000e-005	7.2000e-005
tblVehicleEF	OBUS	2.0200e-003	6.3490e-003
tblVehicleEF	OBUS	9.5000e-004	2.3700e-004
tblVehicleEF	OBUS	9.0000e-006	6.9000e-005
tblVehicleEF	OBUS	1.9090e-003	6.0530e-003
tblVehicleEF	OBUS	8.7400e-004	2.1800e-004
tblVehicleEF	OBUS	3.6770e-003	5.3510e-003
tblVehicleEF	OBUS	0.02	0.03
tblVehicleEF	OBUS	0.03	0.05
tblVehicleEF	OBUS	1.8930e-003	2.6140e-003
tblVehicleEF	OBUS	0.03	0.03
tblVehicleEF	OBUS	0.05	0.32
tblVehicleEF	OBUS	0.31	0.11
tblVehicleEF	OBUS	6.6800e-004	6.2800e-004
tblVehicleEF	OBUS	0.01	0.01
tblVehicleEF	OBUS	7.8400e-004	2.0100e-004
tblVehicleEF	OBUS	3.6770e-003	5.3510e-003
tblVehicleEF	OBUS	0.02	0.03
tblVehicleEF	OBUS	0.04	0.06
tblVehicleEF	OBUS	1.8930e-003	2.6140e-003
tblVehicleEF	OBUS	0.04	0.04
tblVehicleEF	OBUS	0.05	0.32
tblVehicleEF	OBUS	0.34	0.12

Merrill Commerce Center (Phase B Construction - Unmitigated) - San Bernardino-South Coast County, Winter

tblVehicleEF	OBUS	0.01	8.9410e-003
tblVehicleEF	OBUS	6.2690e-003	5.8090e-003
tblVehicleEF	OBUS	0.03	0.02
tblVehicleEF	OBUS	0.25	0.51
tblVehicleEF	OBUS	0.41	0.69
tblVehicleEF	OBUS	5.25	2.51
tblVehicleEF	OBUS	61.82	67.41
tblVehicleEF	OBUS	1,119.44	1,394.04
tblVehicleEF	OBUS	69.89	20.67
tblVehicleEF	OBUS	0.12	0.26
tblVehicleEF	OBUS	0.43	0.86
tblVehicleEF	OBUS	1.4000e-005	9.4000e-005
tblVehicleEF	OBUS	2.0200e-003	6.3490e-003
tblVehicleEF	OBUS	9.5000e-004	2.3700e-004
tblVehicleEF	OBUS	1.3000e-005	9.0000e-005
tblVehicleEF	OBUS	1.9090e-003	6.0530e-003
tblVehicleEF	OBUS	8.7400e-004	2.1800e-004
tblVehicleEF	OBUS	1.9540e-003	2.9210e-003
tblVehicleEF	OBUS	0.02	0.03
tblVehicleEF	OBUS	0.03	0.05
tblVehicleEF	OBUS	8.3000e-004	1.1560e-003
tblVehicleEF	OBUS	0.03	0.03
tblVehicleEF	OBUS	0.05	0.34
tblVehicleEF	OBUS	0.33	0.12
tblVehicleEF	OBUS	6.0200e-004	6.4400e-004
tblVehicleEF	OBUS	0.01	0.01
tblVehicleEF	OBUS	7.9100e-004	2.0500e-004

Merrill Commerce Center (Phase B Construction - Unmitigated) - San Bernardino-South Coast County, Winter

tblVehicleEF	OBUS	1.9540e-003	2.9210e-003
tblVehicleEF	OBUS	0.02	0.03
tblVehicleEF	OBUS	0.04	0.06
tblVehicleEF	OBUS	8.3000e-004	1.1560e-003
tblVehicleEF	OBUS	0.04	0.04
tblVehicleEF	OBUS	0.05	0.34
tblVehicleEF	OBUS	0.36	0.13
tblVehicleEF	SBUS	0.82	0.05
tblVehicleEF	SBUS	8.4750e-003	5.6520e-003
tblVehicleEF	SBUS	0.06	4.4230e-003
tblVehicleEF	SBUS	6.01	2.12
tblVehicleEF	SBUS	0.53	0.48
tblVehicleEF	SBUS	5.05	0.58
tblVehicleEF	SBUS	1,217.18	331.70
tblVehicleEF	SBUS	1,113.27	1,082.52
tblVehicleEF	SBUS	40.27	3.48
tblVehicleEF	SBUS	9.36	3.05
tblVehicleEF	SBUS	3.61	4.26
tblVehicleEF	SBUS	7.8830e-003	2.9700e-003
tblVehicleEF	SBUS	0.01	0.01
tblVehicleEF	SBUS	0.02	0.02
tblVehicleEF	SBUS	5.9900e-004	3.5000e-005
tblVehicleEF	SBUS	7.5420e-003	2.8410e-003
tblVehicleEF	SBUS	2.7330e-003	2.7420e-003
tblVehicleEF	SBUS	0.02	0.02
tblVehicleEF	SBUS	5.5100e-004	3.2000e-005
tblVehicleEF	SBUS	3.0330e-003	7.5800e-004

Merrill Commerce Center (Phase B Construction - Unmitigated) - San Bernardino-South Coast County, Winter

tblVehicleEF	SBUS	0.02	5.7310e-003
tblVehicleEF	SBUS	0.71	0.22
tblVehicleEF	SBUS	1.4390e-003	3.8400e-004
tblVehicleEF	SBUS	0.10	0.08
tblVehicleEF	SBUS	9.3710e-003	0.03
tblVehicleEF	SBUS	0.27	0.03
tblVehicleEF	SBUS	0.01	3.1550e-003
tblVehicleEF	SBUS	0.01	0.01
tblVehicleEF	SBUS	4.9000e-004	3.4000e-005
tblVehicleEF	SBUS	3.0330e-003	7.5800e-004
tblVehicleEF	SBUS	0.02	5.7310e-003
tblVehicleEF	SBUS	1.02	0.31
tblVehicleEF	SBUS	1.4390e-003	3.8400e-004
tblVehicleEF	SBUS	0.11	0.10
tblVehicleEF	SBUS	9.3710e-003	0.03
tblVehicleEF	SBUS	0.29	0.03
tblVehicleEF	SBUS	0.82	0.05
tblVehicleEF	SBUS	8.6200e-003	5.7220e-003
tblVehicleEF	SBUS	0.05	3.6550e-003
tblVehicleEF	SBUS	5.89	2.09
tblVehicleEF	SBUS	0.53	0.49
tblVehicleEF	SBUS	3.46	0.41
tblVehicleEF	SBUS	1,277.69	337.86
tblVehicleEF	SBUS	1,113.27	1,082.54
tblVehicleEF	SBUS	40.27	3.19
tblVehicleEF	SBUS	9.66	3.09
tblVehicleEF	SBUS	3.39	3.99

Merrill Commerce Center (Phase B Construction - Unmitigated) - San Bernardino-South Coast County, Winter

tblVehicleEF	SBUS	6.6460e-003	2.5130e-003
tblVehicleEF	SBUS	0.01	0.01
tblVehicleEF	SBUS	0.02	0.02
tblVehicleEF	SBUS	5.9900e-004	3.5000e-005
tblVehicleEF	SBUS	6.3580e-003	2.4040e-003
tblVehicleEF	SBUS	2.7330e-003	2.7420e-003
tblVehicleEF	SBUS	0.02	0.02
tblVehicleEF	SBUS	5.5100e-004	3.2000e-005
tblVehicleEF	SBUS	5.7580e-003	1.3700e-003
tblVehicleEF	SBUS	0.02	5.9610e-003
tblVehicleEF	SBUS	0.71	0.22
tblVehicleEF	SBUS	3.0800e-003	7.3800e-004
tblVehicleEF	SBUS	0.10	0.08
tblVehicleEF	SBUS	8.5600e-003	0.03
tblVehicleEF	SBUS	0.22	0.02
tblVehicleEF	SBUS	0.01	3.2130e-003
tblVehicleEF	SBUS	0.01	0.01
tblVehicleEF	SBUS	4.6300e-004	3.2000e-005
tblVehicleEF	SBUS	5.7580e-003	1.3700e-003
tblVehicleEF	SBUS	0.02	5.9610e-003
tblVehicleEF	SBUS	1.02	0.31
tblVehicleEF	SBUS	3.0800e-003	7.3800e-004
tblVehicleEF	SBUS	0.11	0.10
tblVehicleEF	SBUS	8.5600e-003	0.03
tblVehicleEF	SBUS	0.24	0.02
tblVehicleEF	SBUS	0.82	0.05
tblVehicleEF	SBUS	8.4790e-003	5.6490e-003

Merrill Commerce Center (Phase B Construction - Unmitigated) - San Bernardino-South Coast County, Winter

tblVehicleEF	SBUS	0.06	4.5230e-003
tblVehicleEF	SBUS	6.17	2.16
tblVehicleEF	SBUS	0.53	0.48
tblVehicleEF	SBUS	5.10	0.60
tblVehicleEF	SBUS	1,133.61	323.18
tblVehicleEF	SBUS	1,113.27	1,082.52
tblVehicleEF	SBUS	40.27	3.50
tblVehicleEF	SBUS	8.94	2.98
tblVehicleEF	SBUS	3.56	4.20
tblVehicleEF	SBUS	9.5930e-003	3.6010e-003
tblVehicleEF	SBUS	0.01	0.01
tblVehicleEF	SBUS	0.02	0.02
tblVehicleEF	SBUS	5.9900e-004	3.5000e-005
tblVehicleEF	SBUS	9.1780e-003	3.4450e-003
tblVehicleEF	SBUS	2.7330e-003	2.7420e-003
tblVehicleEF	SBUS	0.02	0.02
tblVehicleEF	SBUS	5.5100e-004	3.2000e-005
tblVehicleEF	SBUS	2.9290e-003	7.0600e-004
tblVehicleEF	SBUS	0.02	5.8560e-003
tblVehicleEF	SBUS	0.71	0.22
tblVehicleEF	SBUS	1.4140e-003	3.8400e-004
tblVehicleEF	SBUS	0.10	0.08
tblVehicleEF	SBUS	0.01	0.04
tblVehicleEF	SBUS	0.27	0.03
tblVehicleEF	SBUS	0.01	3.0740e-003
tblVehicleEF	SBUS	0.01	0.01
tblVehicleEF	SBUS	4.9100e-004	3.5000e-005

Merrill Commerce Center (Phase B Construction - Unmitigated) - San Bernardino-South Coast County, Winter

tblVehicleEF	SBUS	2.9290e-003	7.0600e-004
tblVehicleEF	SBUS	0.02	5.8560e-003
tblVehicleEF	SBUS	1.03	0.31
tblVehicleEF	SBUS	1.4140e-003	3.8400e-004
tblVehicleEF	SBUS	0.11	0.10
tblVehicleEF	SBUS	0.01	0.04
tblVehicleEF	SBUS	0.29	0.03
tblVehicleEF	UBUS	1.54	4.21
tblVehicleEF	UBUS	0.08	0.02
tblVehicleEF	UBUS	7.71	32.80
tblVehicleEF	UBUS	12.81	1.41
tblVehicleEF	UBUS	1,799.11	1,717.67
tblVehicleEF	UBUS	140.33	16.41
tblVehicleEF	UBUS	4.15	0.36
tblVehicleEF	UBUS	0.51	0.08
tblVehicleEF	UBUS	0.01	0.03
tblVehicleEF	UBUS	0.04	2.7180e-003
tblVehicleEF	UBUS	1.4670e-003	2.1400e-004
tblVehicleEF	UBUS	0.22	0.03
tblVehicleEF	UBUS	3.0000e-003	6.3130e-003
tblVehicleEF	UBUS	0.04	2.5830e-003
tblVehicleEF	UBUS	1.3480e-003	1.9700e-004
tblVehicleEF	UBUS	7.2070e-003	1.6210e-003
tblVehicleEF	UBUS	0.10	8.9290e-003
tblVehicleEF	UBUS	3.6150e-003	6.9100e-004
tblVehicleEF	UBUS	0.42	0.06
tblVehicleEF	UBUS	0.02	0.03

Merrill Commerce Center (Phase B Construction - Unmitigated) - San Bernardino-South Coast County, Winter

tblVehicleEF	UBUS	1.06	0.07
tblVehicleEF	UBUS	9.4600e-003	3.7390e-003
tblVehicleEF	UBUS	1.6370e-003	1.6200e-004
tblVehicleEF	UBUS	7.2070e-003	1.6210e-003
tblVehicleEF	UBUS	0.10	8.9290e-003
tblVehicleEF	UBUS	3.6150e-003	6.9100e-004
tblVehicleEF	UBUS	2.00	4.30
tblVehicleEF	UBUS	0.02	0.03
tblVehicleEF	UBUS	1.17	0.07
tblVehicleEF	UBUS	1.54	4.21
tblVehicleEF	UBUS	0.07	0.02
tblVehicleEF	UBUS	7.78	32.80
tblVehicleEF	UBUS	10.55	1.16
tblVehicleEF	UBUS	1,799.11	1,717.67
tblVehicleEF	UBUS	140.33	15.98
tblVehicleEF	UBUS	3.85	0.35
tblVehicleEF	UBUS	0.51	0.08
tblVehicleEF	UBUS	0.01	0.03
tblVehicleEF	UBUS	0.04	2.7180e-003
tblVehicleEF	UBUS	1.4670e-003	2.1400e-004
tblVehicleEF	UBUS	0.22	0.03
tblVehicleEF	UBUS	3.0000e-003	6.3130e-003
tblVehicleEF	UBUS	0.04	2.5830e-003
tblVehicleEF	UBUS	1.3480e-003	1.9700e-004
tblVehicleEF	UBUS	0.01	3.0930e-003
tblVehicleEF	UBUS	0.12	0.01
tblVehicleEF	UBUS	8.4130e-003	1.5870e-003

Merrill Commerce Center (Phase B Construction - Unmitigated) - San Bernardino-South Coast County, Winter

tblVehicleEF	UBUS	0.43	0.06
tblVehicleEF	UBUS	0.02	0.03
tblVehicleEF	UBUS	0.95	0.06
tblVehicleEF	UBUS	9.4620e-003	3.7390e-003
tblVehicleEF	UBUS	1.5980e-003	1.5800e-004
tblVehicleEF	UBUS	0.01	3.0930e-003
tblVehicleEF	UBUS	0.12	0.01
tblVehicleEF	UBUS	8.4130e-003	1.5870e-003
tblVehicleEF	UBUS	2.01	4.30
tblVehicleEF	UBUS	0.02	0.03
tblVehicleEF	UBUS	1.04	0.06
tblVehicleEF	UBUS	1.54	4.21
tblVehicleEF	UBUS	0.08	0.02
tblVehicleEF	UBUS	7.72	32.80
tblVehicleEF	UBUS	12.41	1.38
tblVehicleEF	UBUS	1,799.11	1,717.67
tblVehicleEF	UBUS	140.33	16.35
tblVehicleEF	UBUS	4.07	0.36
tblVehicleEF	UBUS	0.51	0.08
tblVehicleEF	UBUS	0.01	0.03
tblVehicleEF	UBUS	0.04	2.7180e-003
tblVehicleEF	UBUS	1.4670e-003	2.1400e-004
tblVehicleEF	UBUS	0.22	0.03
tblVehicleEF	UBUS	3.0000e-003	6.3130e-003
tblVehicleEF	UBUS	0.04	2.5830e-003
tblVehicleEF	UBUS	1.3480e-003	1.9700e-004
tblVehicleEF	UBUS	8.0140e-003	1.7000e-003

Merrill Commerce Center (Phase B Construction - Unmitigated) - San Bernardino-South Coast County, Winter

tblVehicleEF	UBUS	0.12	0.01
tblVehicleEF	UBUS	3.7130e-003	6.8300e-004
tblVehicleEF	UBUS	0.42	0.06
tblVehicleEF	UBUS	0.03	0.04
tblVehicleEF	UBUS	1.05	0.07
tblVehicleEF	UBUS	9.4600e-003	3.7390e-003
tblVehicleEF	UBUS	1.6300e-003	1.6200e-004
tblVehicleEF	UBUS	8.0140e-003	1.7000e-003
tblVehicleEF	UBUS	0.12	0.01
tblVehicleEF	UBUS	3.7130e-003	6.8300e-004
tblVehicleEF	UBUS	2.00	4.30
tblVehicleEF	UBUS	0.03	0.04
tblVehicleEF	UBUS	1.15	0.07
tblVehicleTrips	CC_TL	8.40	0.00
tblVehicleTrips	CC_TL	8.40	0.00
tblVehicleTrips	CNW_TL	6.90	0.00
tblVehicleTrips	CNW_TL	6.90	0.00
tblVehicleTrips	CNW_TTP	41.00	0.00
tblVehicleTrips	CW_TL	16.60	0.00
tblVehicleTrips	CW_TL	16.60	0.00
tblVehicleTrips	CW_TTP	59.00	0.00
tblVehicleTrips	DV_TP	5.00	0.00
tblVehicleTrips	PB_TP	3.00	0.00
tblVehicleTrips	PR_TP	92.00	0.00
tblVehicleTrips	ST_TR	1.68	0.00
tblVehicleTrips	SU_TR	1.68	0.00
tblVehicleTrips	WD_TR	1.68	0.00

Merrill Commerce Center (Phase B Construction - Unmitigated) - San Bernardino-South Coast County, Winter

tblWater	IndoorWaterUseRate	1,117,862,500.00	0.00
----------	--------------------	------------------	------

2.0 Emissions Summary

2.1 Overall Construction (Maximum Daily Emission)

Unmitigated Construction

	ROG	NOx	CO	SO2	Fugitive PM10	Exhaust PM10	PM10 Total	Fugitive PM2.5	Exhaust PM2.5	PM2.5 Total	Bio- CO2	NBio- CO2	Total CO2	CH4	N2O	CO2e
Year	lb/day										lb/day					
2022	2.7163	25.9630	21.0983	0.0410	0.5774	1.2442	1.8217	0.1263	1.1567	1.2830	0.0000	3,964.1717	3,964.1717	1.0606	0.0000	3,990.6859
2023	3.9968	41.9279	28.6469	0.0734	21.9792	1.7589	23.7381	10.3848	1.6182	12.0030	0.0000	7,106.9949	7,106.9949	2.2440	0.0000	7,163.0958
2024	85.5700	106.1796	123.6316	0.5456	37.2707	1.8120	39.0827	10.0168	1.6886	11.7054	0.0000	55,471.4365	55,471.4365	3.8117	0.0000	55,566.7282
2025	84.5680	101.0041	116.9670	0.5343	37.2707	1.6004	38.8711	10.0168	1.4911	11.5079	0.0000	54,349.8692	54,349.8692	3.7463	0.0000	54,443.5256
Maximum	85.5700	106.1796	123.6316	0.5456	37.2707	1.8120	39.0827	10.3848	1.6886	12.0030	0.0000	55,471.4365	55,471.4365	3.8117	0.0000	55,566.7282

Merrill Commerce Center (Phase B Construction - Unmitigated) - San Bernardino-South Coast County, Winter

2.1 Overall Construction (Maximum Daily Emission)**Mitigated Construction**

	ROG	NOx	CO	SO2	Fugitive PM10	Exhaust PM10	PM10 Total	Fugitive PM2.5	Exhaust PM2.5	PM2.5 Total	Bio- CO2	NBio- CO2	Total CO2	CH4	N2O	CO2e
Year	lb/day										lb/day					
2022	2.7163	25.9630	21.0983	0.0410	0.4525	1.2442	1.6968	0.1074	1.1567	1.2641	0.0000	3,964.1717	3,964.1717	1.0606	0.0000	3,990.6859
2023	3.9968	41.9279	28.6469	0.0734	8.6946	1.7589	10.4535	4.0826	1.6182	5.7009	0.0000	7,106.9949	7,106.9949	2.2440	0.0000	7,163.0958
2024	85.5700	106.1796	123.6316	0.5456	37.2707	1.8120	39.0827	10.0168	1.6886	11.7054	0.0000	55,471.4365	55,471.4365	3.8117	0.0000	55,566.7282
2025	84.5680	101.0041	116.9670	0.5343	37.2707	1.6004	38.8711	10.0168	1.4911	11.5079	0.0000	54,349.8692	54,349.8692	3.7463	0.0000	54,443.5256
Maximum	85.5700	106.1796	123.6316	0.5456	37.2707	1.8120	39.0827	10.0168	1.6886	11.7054	0.0000	55,471.4365	55,471.4365	3.8117	0.0000	55,566.7282

	ROG	NOx	CO	SO2	Fugitive PM10	Exhaust PM10	PM10 Total	Fugitive PM2.5	Exhaust PM2.5	PM2.5 Total	Bio- CO2	NBio-CO2	Total CO2	CH4	N2O	CO2e
Percent Reduction	0.00	0.00	0.00	0.00	13.81	0.00	12.95	20.69	0.00	17.32	0.00	0.00	0.00	0.00	0.00	0.00

Merrill Commerce Center (Phase B Construction - Unmitigated) - San Bernardino-South Coast County, Winter

2.2 Overall Operational**Unmitigated Operational**

	ROG	NOx	CO	SO2	Fugitive PM10	Exhaust PM10	PM10 Total	Fugitive PM2.5	Exhaust PM2.5	PM2.5 Total	Bio- CO2	NBio- CO2	Total CO2	CH4	N2O	CO2e
Category	lb/day										lb/day					
Area	108.3445	4.4800e-003	0.4940	4.0000e-005		1.7600e-003	1.7600e-003		1.7600e-003	1.7600e-003		1.0615	1.0615	2.7600e-003		1.1306
Energy	0.0000	0.0000	0.0000	0.0000		0.0000	0.0000		0.0000	0.0000		0.0000	0.0000	0.0000	0.0000	0.0000
Mobile	0.0000	0.0000	0.0000	0.0000	0.0000	0.0000	0.0000	0.0000	0.0000	0.0000		0.0000	0.0000	0.0000		0.0000
Total	108.3445	4.4800e-003	0.4940	4.0000e-005	0.0000	1.7600e-003	1.7600e-003	0.0000	1.7600e-003	1.7600e-003		1.0615	1.0615	2.7600e-003	0.0000	1.1306

Mitigated Operational

	ROG	NOx	CO	SO2	Fugitive PM10	Exhaust PM10	PM10 Total	Fugitive PM2.5	Exhaust PM2.5	PM2.5 Total	Bio- CO2	NBio- CO2	Total CO2	CH4	N2O	CO2e
Category	lb/day										lb/day					
Area	108.3445	4.4800e-003	0.4940	4.0000e-005		1.7600e-003	1.7600e-003		1.7600e-003	1.7600e-003		1.0615	1.0615	2.7600e-003		1.1306
Energy	0.0000	0.0000	0.0000	0.0000		0.0000	0.0000		0.0000	0.0000		0.0000	0.0000	0.0000	0.0000	0.0000
Mobile	0.0000	0.0000	0.0000	0.0000	0.0000	0.0000	0.0000	0.0000	0.0000	0.0000		0.0000	0.0000	0.0000		0.0000
Total	108.3445	4.4800e-003	0.4940	4.0000e-005	0.0000	1.7600e-003	1.7600e-003	0.0000	1.7600e-003	1.7600e-003		1.0615	1.0615	2.7600e-003	0.0000	1.1306

Merrill Commerce Center (Phase B Construction - Unmitigated) - San Bernardino-South Coast County, Winter

	ROG	NOx	CO	SO2	Fugitive PM10	Exhaust PM10	PM10 Total	Fugitive PM2.5	Exhaust PM2.5	PM2.5 Total	Bio- CO2	NBio-CO2	Total CO2	CH4	N2O	CO2e
Percent Reduction	0.00	0.00	0.00	0.00	0.00	0.00	0.00	0.00	0.00	0.00	0.00	0.00	0.00	0.00	0.00	0.00

3.0 Construction Detail

Construction Phase

Phase Number	Phase Name	Phase Type	Start Date	End Date	Num Days Week	Num Days	Phase Description
1	Demolition	Demolition	12/24/2022	4/14/2023	5	80	
2	Site Preparation	Site Preparation	4/15/2023	8/4/2023	5	80	
3	Grading	Grading	8/5/2023	2/16/2024	5	140	
4	Building Construction	Building Construction	2/17/2024	12/26/2025	5	485	
5	Paving	Paving	9/21/2024	12/26/2025	5	330	
6	Architectural Coating	Architectural Coating	9/21/2024	12/26/2025	5	330	

Acres of Grading (Site Preparation Phase): 280

Acres of Grading (Grading Phase): 560

Acres of Paving: 16.47

Residential Indoor: 0; Residential Outdoor: 0; Non-Residential Indoor: 7,251,000; Non-Residential Outdoor: 2,417,000; Striped Parking Area: 43,046 (Architectural Coating – sqft)

OffRoad Equipment

Merrill Commerce Center (Phase B Construction - Unmitigated) - San Bernardino-South Coast County, Winter

Phase Name	Offroad Equipment Type	Amount	Usage Hours	Horse Power	Load Factor
Demolition	Concrete/Industrial Saws	1	8.00	81	0.73
Demolition	Excavators	3	8.00	158	0.38
Demolition	Rubber Tired Dozers	2	8.00	247	0.40
Site Preparation	Crawler Tractors	4	8.00	212	0.43
Site Preparation	Rubber Tired Dozers	3	8.00	247	0.40
Site Preparation	Tractors/Loaders/Backhoes	0	8.00	97	0.37
Grading	Crawler Tractors	2	8.00	212	0.43
Grading	Excavators	2	8.00	158	0.38
Grading	Graders	1	8.00	187	0.41
Grading	Rubber Tired Dozers	1	8.00	247	0.40
Grading	Scrapers	2	8.00	367	0.48
Grading	Tractors/Loaders/Backhoes	0	8.00	97	0.37
Building Construction	Cranes	1	8.00	231	0.29
Building Construction	Crawler Tractors	3	8.00	212	0.43
Building Construction	Forklifts	3	8.00	89	0.20
Building Construction	Generator Sets	1	8.00	84	0.74
Building Construction	Tractors/Loaders/Backhoes	0	8.00	97	0.37
Building Construction	Welders	1	8.00	46	0.45
Paving	Pavers	2	8.00	130	0.42
Paving	Paving Equipment	2	8.00	132	0.36
Paving	Rollers	2	8.00	80	0.38
Architectural Coating	Air Compressors	1	8.00	78	0.48

Trips and VMT

Merrill Commerce Center (Phase B Construction - Unmitigated) - San Bernardino-South Coast County, Winter

Phase Name	Offroad Equipment Count	Worker Trip Number	Vendor Trip Number	Hauling Trip Number	Worker Trip Length	Vendor Trip Length	Hauling Trip Length	Worker Vehicle Class	Vendor Vehicle Class	Hauling Vehicle Class
Demolition	6	15.00	0.00	76.00	14.70	6.90	20.00	LD_Mix	HDT_Mix	HHDT
Site Preparation	7	18.00	0.00	0.00	14.70	6.90	20.00	LD_Mix	HDT_Mix	HHDT
Grading	8	20.00	0.00	0.00	14.70	6.90	20.00	LD_Mix	HDT_Mix	HHDT
Building Construction	9	2,332.00	910.00	0.00	14.70	6.90	20.00	LD_Mix	HDT_Mix	HHDT
Paving	6	15.00	0.00	0.00	14.70	6.90	20.00	LD_Mix	HDT_Mix	HHDT
Architectural Coating	1	466.00	0.00	0.00	14.70	6.90	20.00	LD_Mix	HDT_Mix	HHDT

3.1 Mitigation Measures Construction

Water Exposed Area

3.2 Demolition - 2022**Unmitigated Construction On-Site**

	ROG	NOx	CO	SO2	Fugitive PM10	Exhaust PM10	PM10 Total	Fugitive PM2.5	Exhaust PM2.5	PM2.5 Total	Bio- CO2	NBio- CO2	Total CO2	CH4	N2O	CO2e
Category	lb/day										lb/day					
Fugitive Dust					0.2048	0.0000	0.2048	0.0310	0.0000	0.0310			0.0000			0.0000
Off-Road	2.6392	25.7194	20.5941	0.0388		1.2427	1.2427		1.1553	1.1553		3,746.781 2	3,746.781 2	1.0524		3,773.092 0
Total	2.6392	25.7194	20.5941	0.0388	0.2048	1.2427	1.4474	0.0310	1.1553	1.1863		3,746.781 2	3,746.781 2	1.0524		3,773.092 0

Merrill Commerce Center (Phase B Construction - Unmitigated) - San Bernardino-South Coast County, Winter

3.2 Demolition - 2022**Unmitigated Construction Off-Site**

	ROG	NOx	CO	SO2	Fugitive PM10	Exhaust PM10	PM10 Total	Fugitive PM2.5	Exhaust PM2.5	PM2.5 Total	Bio- CO2	NBio- CO2	Total CO2	CH4	N2O	CO2e
Category	lb/day										lb/day					
Hauling	5.5800e-003	0.1991	0.0371	7.1000e-004	0.2050	5.2000e-004	0.2055	0.0508	4.9000e-004	0.0513		75.4686	75.4686	4.4600e-003		75.5800
Vendor	0.0000	0.0000	0.0000	0.0000	0.0000	0.0000	0.0000	0.0000	0.0000	0.0000		0.0000	0.0000	0.0000		0.0000
Worker	0.0715	0.0445	0.4671	1.4200e-003	0.1677	1.0400e-003	0.1687	0.0445	9.6000e-004	0.0454		141.9219	141.9219	3.6800e-003		142.0139
Total	0.0771	0.2436	0.5042	2.1300e-003	0.3727	1.5600e-003	0.3743	0.0953	1.4500e-003	0.0967		217.3905	217.3905	8.1400e-003		217.5939

Mitigated Construction On-Site

	ROG	NOx	CO	SO2	Fugitive PM10	Exhaust PM10	PM10 Total	Fugitive PM2.5	Exhaust PM2.5	PM2.5 Total	Bio- CO2	NBio- CO2	Total CO2	CH4	N2O	CO2e
Category	lb/day										lb/day					
Fugitive Dust					0.0799	0.0000	0.0799	0.0121	0.0000	0.0121			0.0000			0.0000
Off-Road	2.6392	25.7194	20.5941	0.0388		1.2427	1.2427		1.1553	1.1553	0.0000	3,746.7812	3,746.7812	1.0524		3,773.0920
Total	2.6392	25.7194	20.5941	0.0388	0.0799	1.2427	1.3225	0.0121	1.1553	1.1674	0.0000	3,746.7812	3,746.7812	1.0524		3,773.0920

Merrill Commerce Center (Phase B Construction - Unmitigated) - San Bernardino-South Coast County, Winter

3.2 Demolition - 2022**Mitigated Construction Off-Site**

	ROG	NOx	CO	SO2	Fugitive PM10	Exhaust PM10	PM10 Total	Fugitive PM2.5	Exhaust PM2.5	PM2.5 Total	Bio- CO2	NBio- CO2	Total CO2	CH4	N2O	CO2e
Category	lb/day										lb/day					
Hauling	5.5800e-003	0.1991	0.0371	7.1000e-004	0.2050	5.2000e-004	0.2055	0.0508	4.9000e-004	0.0513		75.4686	75.4686	4.4600e-003		75.5800
Vendor	0.0000	0.0000	0.0000	0.0000	0.0000	0.0000	0.0000	0.0000	0.0000	0.0000		0.0000	0.0000	0.0000		0.0000
Worker	0.0715	0.0445	0.4671	1.4200e-003	0.1677	1.0400e-003	0.1687	0.0445	9.6000e-004	0.0454		141.9219	141.9219	3.6800e-003		142.0139
Total	0.0771	0.2436	0.5042	2.1300e-003	0.3727	1.5600e-003	0.3743	0.0953	1.4500e-003	0.0967		217.3905	217.3905	8.1400e-003		217.5939

3.2 Demolition - 2023**Unmitigated Construction On-Site**

	ROG	NOx	CO	SO2	Fugitive PM10	Exhaust PM10	PM10 Total	Fugitive PM2.5	Exhaust PM2.5	PM2.5 Total	Bio- CO2	NBio- CO2	Total CO2	CH4	N2O	CO2e
Category	lb/day										lb/day					
Fugitive Dust					0.2048	0.0000	0.2048	0.0310	0.0000	0.0310			0.0000			0.0000
Off-Road	2.2691	21.4844	19.6434	0.0388		0.9975	0.9975		0.9280	0.9280		3,746.9840	3,746.9840	1.0494		3,773.2183
Total	2.2691	21.4844	19.6434	0.0388	0.2048	0.9975	1.2023	0.0310	0.9280	0.9590		3,746.9840	3,746.9840	1.0494		3,773.2183

Merrill Commerce Center (Phase B Construction - Unmitigated) - San Bernardino-South Coast County, Winter

3.2 Demolition - 2023**Unmitigated Construction Off-Site**

	ROG	NOx	CO	SO2	Fugitive PM10	Exhaust PM10	PM10 Total	Fugitive PM2.5	Exhaust PM2.5	PM2.5 Total	Bio- CO2	NBio- CO2	Total CO2	CH4	N2O	CO2e
Category	lb/day										lb/day					
Hauling	3.8100e-003	0.1326	0.0316	6.9000e-004	0.0175	2.4000e-004	0.0177	4.7600e-003	2.3000e-004	4.9900e-003		72.9182	72.9182	3.7200e-003		73.0111
Vendor	0.0000	0.0000	0.0000	0.0000	0.0000	0.0000	0.0000	0.0000	0.0000	0.0000		0.0000	0.0000	0.0000		0.0000
Worker	0.0671	0.0401	0.4283	1.3700e-003	0.1677	1.0100e-003	0.1687	0.0445	9.3000e-004	0.0454		136.5950	136.5950	3.3000e-003		136.6774
Total	0.0709	0.1727	0.4599	2.0600e-003	0.1851	1.2500e-003	0.1864	0.0492	1.1600e-003	0.0504		209.5132	209.5132	7.0200e-003		209.6885

Mitigated Construction On-Site

	ROG	NOx	CO	SO2	Fugitive PM10	Exhaust PM10	PM10 Total	Fugitive PM2.5	Exhaust PM2.5	PM2.5 Total	Bio- CO2	NBio- CO2	Total CO2	CH4	N2O	CO2e
Category	lb/day										lb/day					
Fugitive Dust					0.0799	0.0000	0.0799	0.0121	0.0000	0.0121			0.0000			0.0000
Off-Road	2.2691	21.4844	19.6434	0.0388		0.9975	0.9975		0.9280	0.9280	0.0000	3,746.9840	3,746.9840	1.0494		3,773.2183
Total	2.2691	21.4844	19.6434	0.0388	0.0799	0.9975	1.0774	0.0121	0.9280	0.9401	0.0000	3,746.9840	3,746.9840	1.0494		3,773.2183

Merrill Commerce Center (Phase B Construction - Unmitigated) - San Bernardino-South Coast County, Winter

3.2 Demolition - 2023**Mitigated Construction Off-Site**

	ROG	NOx	CO	SO2	Fugitive PM10	Exhaust PM10	PM10 Total	Fugitive PM2.5	Exhaust PM2.5	PM2.5 Total	Bio- CO2	NBio- CO2	Total CO2	CH4	N2O	CO2e
Category	lb/day										lb/day					
Hauling	3.8100e-003	0.1326	0.0316	6.9000e-004	0.0175	2.4000e-004	0.0177	4.7600e-003	2.3000e-004	4.9900e-003		72.9182	72.9182	3.7200e-003		73.0111
Vendor	0.0000	0.0000	0.0000	0.0000	0.0000	0.0000	0.0000	0.0000	0.0000	0.0000		0.0000	0.0000	0.0000		0.0000
Worker	0.0671	0.0401	0.4283	1.3700e-003	0.1677	1.0100e-003	0.1687	0.0445	9.3000e-004	0.0454		136.5950	136.5950	3.3000e-003		136.6774
Total	0.0709	0.1727	0.4599	2.0600e-003	0.1851	1.2500e-003	0.1864	0.0492	1.1600e-003	0.0504		209.5132	209.5132	7.0200e-003		209.6885

3.3 Site Preparation - 2023**Unmitigated Construction On-Site**

	ROG	NOx	CO	SO2	Fugitive PM10	Exhaust PM10	PM10 Total	Fugitive PM2.5	Exhaust PM2.5	PM2.5 Total	Bio- CO2	NBio- CO2	Total CO2	CH4	N2O	CO2e
Category	lb/day										lb/day					
Fugitive Dust					21.7780	0.0000	21.7780	10.3315	0.0000	10.3315			0.0000			0.0000
Off-Road	3.8307	41.8798	18.2937	0.0569		1.7577	1.7577		1.6171	1.6171		5,514.089 1	5,514.089 1	1.7834		5,558.673 3
Total	3.8307	41.8798	18.2937	0.0569	21.7780	1.7577	23.5357	10.3315	1.6171	11.9486		5,514.089 1	5,514.089 1	1.7834		5,558.673 3

Merrill Commerce Center (Phase B Construction - Unmitigated) - San Bernardino-South Coast County, Winter

3.3 Site Preparation - 2023**Unmitigated Construction Off-Site**

	ROG	NOx	CO	SO2	Fugitive PM10	Exhaust PM10	PM10 Total	Fugitive PM2.5	Exhaust PM2.5	PM2.5 Total	Bio- CO2	NBio- CO2	Total CO2	CH4	N2O	CO2e
Category	lb/day										lb/day					
Hauling	0.0000	0.0000	0.0000	0.0000	0.0000	0.0000	0.0000	0.0000	0.0000	0.0000		0.0000	0.0000	0.0000		0.0000
Vendor	0.0000	0.0000	0.0000	0.0000	0.0000	0.0000	0.0000	0.0000	0.0000	0.0000		0.0000	0.0000	0.0000		0.0000
Worker	0.0805	0.0481	0.5139	1.6400e-003	0.2012	1.2200e-003	0.2024	0.0534	1.1200e-003	0.0545		163.9140	163.9140	3.9600e-003		164.0129
Total	0.0805	0.0481	0.5139	1.6400e-003	0.2012	1.2200e-003	0.2024	0.0534	1.1200e-003	0.0545		163.9140	163.9140	3.9600e-003		164.0129

Mitigated Construction On-Site

	ROG	NOx	CO	SO2	Fugitive PM10	Exhaust PM10	PM10 Total	Fugitive PM2.5	Exhaust PM2.5	PM2.5 Total	Bio- CO2	NBio- CO2	Total CO2	CH4	N2O	CO2e
Category	lb/day										lb/day					
Fugitive Dust					8.4934	0.0000	8.4934	4.0293	0.0000	4.0293			0.0000			0.0000
Off-Road	3.8307	41.8798	18.2937	0.0569		1.7577	1.7577		1.6171	1.6171	0.0000	5,514.089 1	5,514.089 1	1.7834		5,558.673 3
Total	3.8307	41.8798	18.2937	0.0569	8.4934	1.7577	10.2511	4.0293	1.6171	5.6464	0.0000	5,514.089 1	5,514.089 1	1.7834		5,558.673 3

Merrill Commerce Center (Phase B Construction - Unmitigated) - San Bernardino-South Coast County, Winter

3.3 Site Preparation - 2023**Mitigated Construction Off-Site**

	ROG	NOx	CO	SO2	Fugitive PM10	Exhaust PM10	PM10 Total	Fugitive PM2.5	Exhaust PM2.5	PM2.5 Total	Bio- CO2	NBio- CO2	Total CO2	CH4	N2O	CO2e
Category	lb/day										lb/day					
Hauling	0.0000	0.0000	0.0000	0.0000	0.0000	0.0000	0.0000	0.0000	0.0000	0.0000		0.0000	0.0000	0.0000		0.0000
Vendor	0.0000	0.0000	0.0000	0.0000	0.0000	0.0000	0.0000	0.0000	0.0000	0.0000		0.0000	0.0000	0.0000		0.0000
Worker	0.0805	0.0481	0.5139	1.6400e-003	0.2012	1.2200e-003	0.2024	0.0534	1.1200e-003	0.0545		163.9140	163.9140	3.9600e-003		164.0129
Total	0.0805	0.0481	0.5139	1.6400e-003	0.2012	1.2200e-003	0.2024	0.0534	1.1200e-003	0.0545		163.9140	163.9140	3.9600e-003		164.0129

3.4 Grading - 2023**Unmitigated Construction On-Site**

	ROG	NOx	CO	SO2	Fugitive PM10	Exhaust PM10	PM10 Total	Fugitive PM2.5	Exhaust PM2.5	PM2.5 Total	Bio- CO2	NBio- CO2	Total CO2	CH4	N2O	CO2e
Category	lb/day										lb/day					
Fugitive Dust					10.2641	0.0000	10.2641	3.7683	0.0000	3.7683			0.0000			0.0000
Off-Road	3.9073	41.6934	28.0758	0.0715		1.6703	1.6703		1.5367	1.5367		6,924.868 2	6,924.868 2	2.2396		6,980.859 3
Total	3.9073	41.6934	28.0758	0.0715	10.2641	1.6703	11.9344	3.7683	1.5367	5.3050		6,924.868 2	6,924.868 2	2.2396		6,980.859 3

Merrill Commerce Center (Phase B Construction - Unmitigated) - San Bernardino-South Coast County, Winter

3.4 Grading - 2023**Unmitigated Construction Off-Site**

	ROG	NOx	CO	SO2	Fugitive PM10	Exhaust PM10	PM10 Total	Fugitive PM2.5	Exhaust PM2.5	PM2.5 Total	Bio- CO2	NBio- CO2	Total CO2	CH4	N2O	CO2e
Category	lb/day										lb/day					
Hauling	0.0000	0.0000	0.0000	0.0000	0.0000	0.0000	0.0000	0.0000	0.0000	0.0000		0.0000	0.0000	0.0000		0.0000
Vendor	0.0000	0.0000	0.0000	0.0000	0.0000	0.0000	0.0000	0.0000	0.0000	0.0000		0.0000	0.0000	0.0000		0.0000
Worker	0.0895	0.0534	0.5710	1.8300e-003	0.2236	1.3500e-003	0.2249	0.0593	1.2400e-003	0.0605		182.1267	182.1267	4.4000e-003		182.2366
Total	0.0895	0.0534	0.5710	1.8300e-003	0.2236	1.3500e-003	0.2249	0.0593	1.2400e-003	0.0605		182.1267	182.1267	4.4000e-003		182.2366

Mitigated Construction On-Site

	ROG	NOx	CO	SO2	Fugitive PM10	Exhaust PM10	PM10 Total	Fugitive PM2.5	Exhaust PM2.5	PM2.5 Total	Bio- CO2	NBio- CO2	Total CO2	CH4	N2O	CO2e
Category	lb/day										lb/day					
Fugitive Dust					4.0030	0.0000	4.0030	1.4696	0.0000	1.4696			0.0000			0.0000
Off-Road	3.9073	41.6934	28.0758	0.0715		1.6703	1.6703		1.5367	1.5367	0.0000	6,924.868 2	6,924.868 2	2.2396		6,980.859 3
Total	3.9073	41.6934	28.0758	0.0715	4.0030	1.6703	5.6733	1.4696	1.5367	3.0063	0.0000	6,924.868 2	6,924.868 2	2.2396		6,980.859 3

Merrill Commerce Center (Phase B Construction - Unmitigated) - San Bernardino-South Coast County, Winter

3.4 Grading - 2023**Mitigated Construction Off-Site**

	ROG	NOx	CO	SO2	Fugitive PM10	Exhaust PM10	PM10 Total	Fugitive PM2.5	Exhaust PM2.5	PM2.5 Total	Bio- CO2	NBio- CO2	Total CO2	CH4	N2O	CO2e
Category	lb/day										lb/day					
Hauling	0.0000	0.0000	0.0000	0.0000	0.0000	0.0000	0.0000	0.0000	0.0000	0.0000		0.0000	0.0000	0.0000		0.0000
Vendor	0.0000	0.0000	0.0000	0.0000	0.0000	0.0000	0.0000	0.0000	0.0000	0.0000		0.0000	0.0000	0.0000		0.0000
Worker	0.0895	0.0534	0.5710	1.8300e-003	0.2236	1.3500e-003	0.2249	0.0593	1.2400e-003	0.0605		182.1267	182.1267	4.4000e-003		182.2366
Total	0.0895	0.0534	0.5710	1.8300e-003	0.2236	1.3500e-003	0.2249	0.0593	1.2400e-003	0.0605		182.1267	182.1267	4.4000e-003		182.2366

3.4 Grading - 2024**Unmitigated Construction On-Site**

	ROG	NOx	CO	SO2	Fugitive PM10	Exhaust PM10	PM10 Total	Fugitive PM2.5	Exhaust PM2.5	PM2.5 Total	Bio- CO2	NBio- CO2	Total CO2	CH4	N2O	CO2e
Category	lb/day										lb/day					
Fugitive Dust					10.2641	0.0000	10.2641	3.7683	0.0000	3.7683			0.0000			0.0000
Off-Road	3.7784	38.9767	27.6567	0.0715		1.5711	1.5711		1.4454	1.4454		6,923.5170	6,923.5170	2.2392		6,979.4972
Total	3.7784	38.9767	27.6567	0.0715	10.2641	1.5711	11.8352	3.7683	1.4454	5.2137		6,923.5170	6,923.5170	2.2392		6,979.4972

Merrill Commerce Center (Phase B Construction - Unmitigated) - San Bernardino-South Coast County, Winter

3.4 Grading - 2024**Unmitigated Construction Off-Site**

	ROG	NOx	CO	SO2	Fugitive PM10	Exhaust PM10	PM10 Total	Fugitive PM2.5	Exhaust PM2.5	PM2.5 Total	Bio- CO2	NBio- CO2	Total CO2	CH4	N2O	CO2e
Category	lb/day										lb/day					
Hauling	0.0000	0.0000	0.0000	0.0000	0.0000	0.0000	0.0000	0.0000	0.0000	0.0000		0.0000	0.0000	0.0000		0.0000
Vendor	0.0000	0.0000	0.0000	0.0000	0.0000	0.0000	0.0000	0.0000	0.0000	0.0000		0.0000	0.0000	0.0000		0.0000
Worker	0.0844	0.0484	0.5315	1.7700e-003	0.2236	1.3400e-003	0.2249	0.0593	1.2300e-003	0.0605		176.2225	176.2225	4.0100e-003		176.3229
Total	0.0844	0.0484	0.5315	1.7700e-003	0.2236	1.3400e-003	0.2249	0.0593	1.2300e-003	0.0605		176.2225	176.2225	4.0100e-003		176.3229

Mitigated Construction On-Site

	ROG	NOx	CO	SO2	Fugitive PM10	Exhaust PM10	PM10 Total	Fugitive PM2.5	Exhaust PM2.5	PM2.5 Total	Bio- CO2	NBio- CO2	Total CO2	CH4	N2O	CO2e
Category	lb/day										lb/day					
Fugitive Dust					4.0030	0.0000	4.0030	1.4696	0.0000	1.4696			0.0000			0.0000
Off-Road	3.7784	38.9767	27.6567	0.0715		1.5711	1.5711		1.4454	1.4454	0.0000	6,923.5170	6,923.5170	2.2392		6,979.4972
Total	3.7784	38.9767	27.6567	0.0715	4.0030	1.5711	5.5741	1.4696	1.4454	2.9150	0.0000	6,923.5170	6,923.5170	2.2392		6,979.4972

Merrill Commerce Center (Phase B Construction - Unmitigated) - San Bernardino-South Coast County, Winter

3.4 Grading - 2024**Mitigated Construction Off-Site**

	ROG	NOx	CO	SO2	Fugitive PM10	Exhaust PM10	PM10 Total	Fugitive PM2.5	Exhaust PM2.5	PM2.5 Total	Bio- CO2	NBio- CO2	Total CO2	CH4	N2O	CO2e
Category	lb/day										lb/day					
Hauling	0.0000	0.0000	0.0000	0.0000	0.0000	0.0000	0.0000	0.0000	0.0000	0.0000		0.0000	0.0000	0.0000		0.0000
Vendor	0.0000	0.0000	0.0000	0.0000	0.0000	0.0000	0.0000	0.0000	0.0000	0.0000		0.0000	0.0000	0.0000		0.0000
Worker	0.0844	0.0484	0.5315	1.7700e-003	0.2236	1.3400e-003	0.2249	0.0593	1.2300e-003	0.0605		176.2225	176.2225	4.0100e-003		176.3229
Total	0.0844	0.0484	0.5315	1.7700e-003	0.2236	1.3400e-003	0.2249	0.0593	1.2300e-003	0.0605		176.2225	176.2225	4.0100e-003		176.3229

3.5 Building Construction - 2024**Unmitigated Construction On-Site**

	ROG	NOx	CO	SO2	Fugitive PM10	Exhaust PM10	PM10 Total	Fugitive PM2.5	Exhaust PM2.5	PM2.5 Total	Bio- CO2	NBio- CO2	Total CO2	CH4	N2O	CO2e
Category	lb/day										lb/day					
Off-Road	2.4074	24.3245	17.1278	0.0430		1.0100	1.0100		0.9419	0.9419		4,109.3649	4,109.3649	1.1068		4,137.0358
Total	2.4074	24.3245	17.1278	0.0430		1.0100	1.0100		0.9419	0.9419		4,109.3649	4,109.3649	1.1068		4,137.0358

Merrill Commerce Center (Phase B Construction - Unmitigated) - San Bernardino-South Coast County, Winter

3.5 Building Construction - 2024**Unmitigated Construction Off-Site**

	ROG	NOx	CO	SO2	Fugitive PM10	Exhaust PM10	PM10 Total	Fugitive PM2.5	Exhaust PM2.5	PM2.5 Total	Bio- CO2	NBio- CO2	Total CO2	CH4	N2O	CO2e
Category	lb/day										lb/day					
Hauling	0.0000	0.0000	0.0000	0.0000	0.0000	0.0000	0.0000	0.0000	0.0000	0.0000		0.0000	0.0000	0.0000		0.0000
Vendor	1.7315	63.8989	14.7035	0.2272	5.8280	0.0641	5.8921	1.6781	0.0612	1.7393		23,993.56 63	23,993.56 63	1.4051		24,028.69 40
Worker	9.8429	5.6427	61.9776	0.2061	26.0663	0.1560	26.2223	6.9129	0.1436	7.0565		20,547.54 31	20,547.54 31	0.4681		20,559.24 50
Total	11.5744	69.5416	76.6810	0.4333	31.8943	0.2201	32.1144	8.5910	0.2048	8.7958		44,541.10 94	44,541.10 94	1.8732		44,587.93 90

Mitigated Construction On-Site

	ROG	NOx	CO	SO2	Fugitive PM10	Exhaust PM10	PM10 Total	Fugitive PM2.5	Exhaust PM2.5	PM2.5 Total	Bio- CO2	NBio- CO2	Total CO2	CH4	N2O	CO2e
Category	lb/day										lb/day					
Off-Road	2.4074	24.3245	17.1278	0.0430		1.0100	1.0100		0.9419	0.9419	0.0000	4,109.364 9	4,109.364 9	1.1068		4,137.035 8
Total	2.4074	24.3245	17.1278	0.0430		1.0100	1.0100		0.9419	0.9419	0.0000	4,109.364 9	4,109.364 9	1.1068		4,137.035 8

Merrill Commerce Center (Phase B Construction - Unmitigated) - San Bernardino-South Coast County, Winter

3.5 Building Construction - 2024**Mitigated Construction Off-Site**

	ROG	NOx	CO	SO2	Fugitive PM10	Exhaust PM10	PM10 Total	Fugitive PM2.5	Exhaust PM2.5	PM2.5 Total	Bio- CO2	NBio- CO2	Total CO2	CH4	N2O	CO2e
Category	lb/day										lb/day					
Hauling	0.0000	0.0000	0.0000	0.0000	0.0000	0.0000	0.0000	0.0000	0.0000	0.0000		0.0000	0.0000	0.0000		0.0000
Vendor	1.7315	63.8989	14.7035	0.2272	5.8280	0.0641	5.8921	1.6781	0.0612	1.7393		23,993.56 63	23,993.56 63	1.4051		24,028.69 40
Worker	9.8429	5.6427	61.9776	0.2061	26.0663	0.1560	26.2223	6.9129	0.1436	7.0565		20,547.54 31	20,547.54 31	0.4681		20,559.24 50
Total	11.5744	69.5416	76.6810	0.4333	31.8943	0.2201	32.1144	8.5910	0.2048	8.7958		44,541.10 94	44,541.10 94	1.8732		44,587.93 90

3.5 Building Construction - 2025**Unmitigated Construction On-Site**

	ROG	NOx	CO	SO2	Fugitive PM10	Exhaust PM10	PM10 Total	Fugitive PM2.5	Exhaust PM2.5	PM2.5 Total	Bio- CO2	NBio- CO2	Total CO2	CH4	N2O	CO2e
Category	lb/day										lb/day					
Off-Road	2.1808	21.2342	16.7602	0.0430		0.8658	0.8658		0.8074	0.8074		4,108.236 3	4,108.236 3	1.1028		4,135.806 8
Total	2.1808	21.2342	16.7602	0.0430		0.8658	0.8658		0.8074	0.8074		4,108.236 3	4,108.236 3	1.1028		4,135.806 8

Merrill Commerce Center (Phase B Construction - Unmitigated) - San Bernardino-South Coast County, Winter

3.5 Building Construction - 2025**Unmitigated Construction Off-Site**

	ROG	NOx	CO	SO2	Fugitive PM10	Exhaust PM10	PM10 Total	Fugitive PM2.5	Exhaust PM2.5	PM2.5 Total	Bio- CO2	NBio- CO2	Total CO2	CH4	N2O	CO2e
Category	lb/day										lb/day					
Hauling	0.0000	0.0000	0.0000	0.0000	0.0000	0.0000	0.0000	0.0000	0.0000	0.0000		0.0000	0.0000	0.0000		0.0000
Vendor	1.6866	63.4775	14.1520	0.2259	5.8280	0.0631	5.8910	1.6781	0.0603	1.7384		23,857.78 68	23,857.78 68	1.3986		23,892.75 19
Worker	9.3088	5.1262	57.2552	0.1979	26.0663	0.1528	26.2191	6.9129	0.1406	7.0535		19,731.91 73	19,731.91 73	0.4233		19,742.50 08
Total	10.9955	68.6037	71.4072	0.4237	31.8942	0.2159	32.1101	8.5910	0.2009	8.7919		43,589.70 42	43,589.70 42	1.8219		43,635.25 27

Mitigated Construction On-Site

	ROG	NOx	CO	SO2	Fugitive PM10	Exhaust PM10	PM10 Total	Fugitive PM2.5	Exhaust PM2.5	PM2.5 Total	Bio- CO2	NBio- CO2	Total CO2	CH4	N2O	CO2e
Category	lb/day										lb/day					
Off-Road	2.1808	21.2342	16.7602	0.0430		0.8658	0.8658		0.8074	0.8074	0.0000	4,108.236 3	4,108.236 3	1.1028		4,135.806 8
Total	2.1808	21.2342	16.7602	0.0430		0.8658	0.8658		0.8074	0.8074	0.0000	4,108.236 3	4,108.236 3	1.1028		4,135.806 8

Merrill Commerce Center (Phase B Construction - Unmitigated) - San Bernardino-South Coast County, Winter

3.5 Building Construction - 2025**Mitigated Construction Off-Site**

	ROG	NOx	CO	SO2	Fugitive PM10	Exhaust PM10	PM10 Total	Fugitive PM2.5	Exhaust PM2.5	PM2.5 Total	Bio- CO2	NBio- CO2	Total CO2	CH4	N2O	CO2e
Category	lb/day										lb/day					
Hauling	0.0000	0.0000	0.0000	0.0000	0.0000	0.0000	0.0000	0.0000	0.0000	0.0000		0.0000	0.0000	0.0000		0.0000
Vendor	1.6866	63.4775	14.1520	0.2259	5.8280	0.0631	5.8910	1.6781	0.0603	1.7384		23,857.78 68	23,857.78 68	1.3986		23,892.75 19
Worker	9.3088	5.1262	57.2552	0.1979	26.0663	0.1528	26.2191	6.9129	0.1406	7.0535		19,731.91 73	19,731.91 73	0.4233		19,742.50 08
Total	10.9955	68.6037	71.4072	0.4237	31.8942	0.2159	32.1101	8.5910	0.2009	8.7919		43,589.70 42	43,589.70 42	1.8219		43,635.25 27

3.6 Paving - 2024**Unmitigated Construction On-Site**

	ROG	NOx	CO	SO2	Fugitive PM10	Exhaust PM10	PM10 Total	Fugitive PM2.5	Exhaust PM2.5	PM2.5 Total	Bio- CO2	NBio- CO2	Total CO2	CH4	N2O	CO2e
Category	lb/day										lb/day					
Off-Road	0.9882	9.5246	14.6258	0.0228		0.4685	0.4685		0.4310	0.4310		2,207.547 2	2,207.547 2	0.7140		2,225.396 3
Paving	0.1308					0.0000	0.0000		0.0000	0.0000			0.0000			0.0000
Total	1.1189	9.5246	14.6258	0.0228		0.4685	0.4685		0.4310	0.4310		2,207.547 2	2,207.547 2	0.7140		2,225.396 3

Merrill Commerce Center (Phase B Construction - Unmitigated) - San Bernardino-South Coast County, Winter

3.6 Paving - 2024**Unmitigated Construction Off-Site**

	ROG	NOx	CO	SO2	Fugitive PM10	Exhaust PM10	PM10 Total	Fugitive PM2.5	Exhaust PM2.5	PM2.5 Total	Bio- CO2	NBio- CO2	Total CO2	CH4	N2O	CO2e
Category	lb/day										lb/day					
Hauling	0.0000	0.0000	0.0000	0.0000	0.0000	0.0000	0.0000	0.0000	0.0000	0.0000		0.0000	0.0000	0.0000		0.0000
Vendor	0.0000	0.0000	0.0000	0.0000	0.0000	0.0000	0.0000	0.0000	0.0000	0.0000		0.0000	0.0000	0.0000		0.0000
Worker	0.0633	0.0363	0.3987	1.3300e-003	0.1677	1.0000e-003	0.1687	0.0445	9.2000e-004	0.0454		132.1669	132.1669	3.0100e-003		132.2421
Total	0.0633	0.0363	0.3987	1.3300e-003	0.1677	1.0000e-003	0.1687	0.0445	9.2000e-004	0.0454		132.1669	132.1669	3.0100e-003		132.2421

Mitigated Construction On-Site

	ROG	NOx	CO	SO2	Fugitive PM10	Exhaust PM10	PM10 Total	Fugitive PM2.5	Exhaust PM2.5	PM2.5 Total	Bio- CO2	NBio- CO2	Total CO2	CH4	N2O	CO2e
Category	lb/day										lb/day					
Off-Road	0.9882	9.5246	14.6258	0.0228		0.4685	0.4685		0.4310	0.4310	0.0000	2,207.547 2	2,207.547 2	0.7140		2,225.396 3
Paving	0.1308					0.0000	0.0000		0.0000	0.0000			0.0000			0.0000
Total	1.1189	9.5246	14.6258	0.0228		0.4685	0.4685		0.4310	0.4310	0.0000	2,207.547 2	2,207.547 2	0.7140		2,225.396 3

Merrill Commerce Center (Phase B Construction - Unmitigated) - San Bernardino-South Coast County, Winter

3.6 Paving - 2024**Mitigated Construction Off-Site**

	ROG	NOx	CO	SO2	Fugitive PM10	Exhaust PM10	PM10 Total	Fugitive PM2.5	Exhaust PM2.5	PM2.5 Total	Bio- CO2	NBio- CO2	Total CO2	CH4	N2O	CO2e
Category	lb/day										lb/day					
Hauling	0.0000	0.0000	0.0000	0.0000	0.0000	0.0000	0.0000	0.0000	0.0000	0.0000		0.0000	0.0000	0.0000		0.0000
Vendor	0.0000	0.0000	0.0000	0.0000	0.0000	0.0000	0.0000	0.0000	0.0000	0.0000		0.0000	0.0000	0.0000		0.0000
Worker	0.0633	0.0363	0.3987	1.3300e-003	0.1677	1.0000e-003	0.1687	0.0445	9.2000e-004	0.0454		132.1669	132.1669	3.0100e-003		132.2421
Total	0.0633	0.0363	0.3987	1.3300e-003	0.1677	1.0000e-003	0.1687	0.0445	9.2000e-004	0.0454		132.1669	132.1669	3.0100e-003		132.2421

3.6 Paving - 2025**Unmitigated Construction On-Site**

	ROG	NOx	CO	SO2	Fugitive PM10	Exhaust PM10	PM10 Total	Fugitive PM2.5	Exhaust PM2.5	PM2.5 Total	Bio- CO2	NBio- CO2	Total CO2	CH4	N2O	CO2e
Category	lb/day										lb/day					
Off-Road	0.9152	8.5816	14.5780	0.0228		0.4185	0.4185		0.3850	0.3850		2,206.7452	2,206.7452	0.7137		2,224.5878
Paving	0.1308					0.0000	0.0000		0.0000	0.0000			0.0000			0.0000
Total	1.0459	8.5816	14.5780	0.0228		0.4185	0.4185		0.3850	0.3850		2,206.7452	2,206.7452	0.7137		2,224.5878

Merrill Commerce Center (Phase B Construction - Unmitigated) - San Bernardino-South Coast County, Winter

3.6 Paving - 2025**Unmitigated Construction Off-Site**

	ROG	NOx	CO	SO2	Fugitive PM10	Exhaust PM10	PM10 Total	Fugitive PM2.5	Exhaust PM2.5	PM2.5 Total	Bio- CO2	NBio- CO2	Total CO2	CH4	N2O	CO2e
Category	lb/day										lb/day					
Hauling	0.0000	0.0000	0.0000	0.0000	0.0000	0.0000	0.0000	0.0000	0.0000	0.0000		0.0000	0.0000	0.0000		0.0000
Vendor	0.0000	0.0000	0.0000	0.0000	0.0000	0.0000	0.0000	0.0000	0.0000	0.0000		0.0000	0.0000	0.0000		0.0000
Worker	0.0599	0.0330	0.3683	1.2700e-003	0.1677	9.8000e-004	0.1687	0.0445	9.0000e-004	0.0454		126.9206	126.9206	2.7200e-003		126.9886
Total	0.0599	0.0330	0.3683	1.2700e-003	0.1677	9.8000e-004	0.1687	0.0445	9.0000e-004	0.0454		126.9206	126.9206	2.7200e-003		126.9886

Mitigated Construction On-Site

	ROG	NOx	CO	SO2	Fugitive PM10	Exhaust PM10	PM10 Total	Fugitive PM2.5	Exhaust PM2.5	PM2.5 Total	Bio- CO2	NBio- CO2	Total CO2	CH4	N2O	CO2e
Category	lb/day										lb/day					
Off-Road	0.9152	8.5816	14.5780	0.0228		0.4185	0.4185		0.3850	0.3850	0.0000	2,206.7452	2,206.7452	0.7137		2,224.5878
Paving	0.1308					0.0000	0.0000		0.0000	0.0000			0.0000			0.0000
Total	1.0459	8.5816	14.5780	0.0228		0.4185	0.4185		0.3850	0.3850	0.0000	2,206.7452	2,206.7452	0.7137		2,224.5878

Merrill Commerce Center (Phase B Construction - Unmitigated) - San Bernardino-South Coast County, Winter

3.6 Paving - 2025**Mitigated Construction Off-Site**

	ROG	NOx	CO	SO2	Fugitive PM10	Exhaust PM10	PM10 Total	Fugitive PM2.5	Exhaust PM2.5	PM2.5 Total	Bio- CO2	NBio- CO2	Total CO2	CH4	N2O	CO2e
Category	lb/day										lb/day					
Hauling	0.0000	0.0000	0.0000	0.0000	0.0000	0.0000	0.0000	0.0000	0.0000	0.0000		0.0000	0.0000	0.0000		0.0000
Vendor	0.0000	0.0000	0.0000	0.0000	0.0000	0.0000	0.0000	0.0000	0.0000	0.0000		0.0000	0.0000	0.0000		0.0000
Worker	0.0599	0.0330	0.3683	1.2700e-003	0.1677	9.8000e-004	0.1687	0.0445	9.0000e-004	0.0454		126.9206	126.9206	2.7200e-003		126.9886
Total	0.0599	0.0330	0.3683	1.2700e-003	0.1677	9.8000e-004	0.1687	0.0445	9.0000e-004	0.0454		126.9206	126.9206	2.7200e-003		126.9886

3.7 Architectural Coating - 2024**Unmitigated Construction On-Site**

	ROG	NOx	CO	SO2	Fugitive PM10	Exhaust PM10	PM10 Total	Fugitive PM2.5	Exhaust PM2.5	PM2.5 Total	Bio- CO2	NBio- CO2	Total CO2	CH4	N2O	CO2e
Category	lb/day										lb/day					
Archit. Coating	68.1980					0.0000	0.0000		0.0000	0.0000			0.0000			0.0000
Off-Road	0.2410	1.6251	2.4135	3.9600e-003		0.0812	0.0812		0.0812	0.0812		375.2641	375.2641	0.0211		375.7923
Total	68.4391	1.6251	2.4135	3.9600e-003		0.0812	0.0812		0.0812	0.0812		375.2641	375.2641	0.0211		375.7923

Merrill Commerce Center (Phase B Construction - Unmitigated) - San Bernardino-South Coast County, Winter

3.7 Architectural Coating - 2024**Unmitigated Construction Off-Site**

	ROG	NOx	CO	SO2	Fugitive PM10	Exhaust PM10	PM10 Total	Fugitive PM2.5	Exhaust PM2.5	PM2.5 Total	Bio- CO2	NBio- CO2	Total CO2	CH4	N2O	CO2e
Category	lb/day										lb/day					
Hauling	0.0000	0.0000	0.0000	0.0000	0.0000	0.0000	0.0000	0.0000	0.0000	0.0000		0.0000	0.0000	0.0000		0.0000
Vendor	0.0000	0.0000	0.0000	0.0000	0.0000	0.0000	0.0000	0.0000	0.0000	0.0000		0.0000	0.0000	0.0000		0.0000
Worker	1.9669	1.1276	12.3849	0.0412	5.2088	0.0312	5.2400	1.3814	0.0287	1.4101		4,105.984 2	4,105.984 2	0.0935		4,108.322 5
Total	1.9669	1.1276	12.3849	0.0412	5.2088	0.0312	5.2400	1.3814	0.0287	1.4101		4,105.984 2	4,105.984 2	0.0935		4,108.322 5

Mitigated Construction On-Site

	ROG	NOx	CO	SO2	Fugitive PM10	Exhaust PM10	PM10 Total	Fugitive PM2.5	Exhaust PM2.5	PM2.5 Total	Bio- CO2	NBio- CO2	Total CO2	CH4	N2O	CO2e
Category	lb/day										lb/day					
Archit. Coating	68.1980					0.0000	0.0000		0.0000	0.0000			0.0000			0.0000
Off-Road	0.2410	1.6251	2.4135	3.9600e-003		0.0812	0.0812		0.0812	0.0812	0.0000	375.2641	375.2641	0.0211		375.7923
Total	68.4391	1.6251	2.4135	3.9600e-003		0.0812	0.0812		0.0812	0.0812	0.0000	375.2641	375.2641	0.0211		375.7923

Merrill Commerce Center (Phase B Construction - Unmitigated) - San Bernardino-South Coast County, Winter

3.7 Architectural Coating - 2024**Mitigated Construction Off-Site**

	ROG	NOx	CO	SO2	Fugitive PM10	Exhaust PM10	PM10 Total	Fugitive PM2.5	Exhaust PM2.5	PM2.5 Total	Bio- CO2	NBio- CO2	Total CO2	CH4	N2O	CO2e
Category	lb/day										lb/day					
Hauling	0.0000	0.0000	0.0000	0.0000	0.0000	0.0000	0.0000	0.0000	0.0000	0.0000		0.0000	0.0000	0.0000		0.0000
Vendor	0.0000	0.0000	0.0000	0.0000	0.0000	0.0000	0.0000	0.0000	0.0000	0.0000		0.0000	0.0000	0.0000		0.0000
Worker	1.9669	1.1276	12.3849	0.0412	5.2088	0.0312	5.2400	1.3814	0.0287	1.4101		4,105.984 2	4,105.984 2	0.0935		4,108.322 5
Total	1.9669	1.1276	12.3849	0.0412	5.2088	0.0312	5.2400	1.3814	0.0287	1.4101		4,105.984 2	4,105.984 2	0.0935		4,108.322 5

3.7 Architectural Coating - 2025**Unmitigated Construction On-Site**

	ROG	NOx	CO	SO2	Fugitive PM10	Exhaust PM10	PM10 Total	Fugitive PM2.5	Exhaust PM2.5	PM2.5 Total	Bio- CO2	NBio- CO2	Total CO2	CH4	N2O	CO2e
Category	lb/day										lb/day					
Archit. Coating	68.1980					0.0000	0.0000		0.0000	0.0000			0.0000			0.0000
Off-Road	0.2278	1.5273	2.4122	3.9600e-003		0.0687	0.0687		0.0687	0.0687		375.2641	375.2641	0.0205		375.7758
Total	68.4258	1.5273	2.4122	3.9600e-003		0.0687	0.0687		0.0687	0.0687		375.2641	375.2641	0.0205		375.7758

Merrill Commerce Center (Phase B Construction - Unmitigated) - San Bernardino-South Coast County, Winter

3.7 Architectural Coating - 2025**Unmitigated Construction Off-Site**

	ROG	NOx	CO	SO2	Fugitive PM10	Exhaust PM10	PM10 Total	Fugitive PM2.5	Exhaust PM2.5	PM2.5 Total	Bio- CO2	NBio- CO2	Total CO2	CH4	N2O	CO2e
Category	lb/day										lb/day					
Hauling	0.0000	0.0000	0.0000	0.0000	0.0000	0.0000	0.0000	0.0000	0.0000	0.0000		0.0000	0.0000	0.0000		0.0000
Vendor	0.0000	0.0000	0.0000	0.0000	0.0000	0.0000	0.0000	0.0000	0.0000	0.0000		0.0000	0.0000	0.0000		0.0000
Worker	1.8602	1.0244	11.4412	0.0395	5.2088	0.0305	5.2393	1.3814	0.0281	1.4095		3,942.9989	3,942.9989	0.0846		3,945.1138
Total	1.8602	1.0244	11.4412	0.0395	5.2088	0.0305	5.2393	1.3814	0.0281	1.4095		3,942.9989	3,942.9989	0.0846		3,945.1138

Mitigated Construction On-Site

	ROG	NOx	CO	SO2	Fugitive PM10	Exhaust PM10	PM10 Total	Fugitive PM2.5	Exhaust PM2.5	PM2.5 Total	Bio- CO2	NBio- CO2	Total CO2	CH4	N2O	CO2e
Category	lb/day										lb/day					
Archit. Coating	68.1980					0.0000	0.0000		0.0000	0.0000			0.0000			0.0000
Off-Road	0.2278	1.5273	2.4122	3.9600e-003		0.0687	0.0687		0.0687	0.0687	0.0000	375.2641	375.2641	0.0205		375.7758
Total	68.4258	1.5273	2.4122	3.9600e-003		0.0687	0.0687		0.0687	0.0687	0.0000	375.2641	375.2641	0.0205		375.7758

Merrill Commerce Center (Phase B Construction - Unmitigated) - San Bernardino-South Coast County, Winter

3.7 Architectural Coating - 2025**Mitigated Construction Off-Site**

	ROG	NOx	CO	SO2	Fugitive PM10	Exhaust PM10	PM10 Total	Fugitive PM2.5	Exhaust PM2.5	PM2.5 Total	Bio- CO2	NBio- CO2	Total CO2	CH4	N2O	CO2e
Category	lb/day										lb/day					
Hauling	0.0000	0.0000	0.0000	0.0000	0.0000	0.0000	0.0000	0.0000	0.0000	0.0000		0.0000	0.0000	0.0000		0.0000
Vendor	0.0000	0.0000	0.0000	0.0000	0.0000	0.0000	0.0000	0.0000	0.0000	0.0000		0.0000	0.0000	0.0000		0.0000
Worker	1.8602	1.0244	11.4412	0.0395	5.2088	0.0305	5.2393	1.3814	0.0281	1.4095		3,942.998 9	3,942.998 9	0.0846		3,945.113 8
Total	1.8602	1.0244	11.4412	0.0395	5.2088	0.0305	5.2393	1.3814	0.0281	1.4095		3,942.998 9	3,942.998 9	0.0846		3,945.113 8

4.0 Operational Detail - Mobile**4.1 Mitigation Measures Mobile**

Merrill Commerce Center (Phase B Construction - Unmitigated) - San Bernardino-South Coast County, Winter

	ROG	NOx	CO	SO2	Fugitive PM10	Exhaust PM10	PM10 Total	Fugitive PM2.5	Exhaust PM2.5	PM2.5 Total	Bio- CO2	NBio- CO2	Total CO2	CH4	N2O	CO2e
Category	lb/day										lb/day					
Mitigated	0.0000	0.0000	0.0000	0.0000	0.0000	0.0000	0.0000	0.0000	0.0000	0.0000		0.0000	0.0000	0.0000		0.0000
Unmitigated	0.0000	0.0000	0.0000	0.0000	0.0000	0.0000	0.0000	0.0000	0.0000	0.0000		0.0000	0.0000	0.0000		0.0000

4.2 Trip Summary Information

Land Use	Average Daily Trip Rate			Unmitigated	Mitigated
	Weekday	Saturday	Sunday	Annual VMT	Annual VMT
Other Asphalt Surfaces	0.00	0.00	0.00		
Warehouse-No Rail	0.00	0.00	0.00		
Total	0.00	0.00	0.00		

4.3 Trip Type Information

Land Use	Miles			Trip %			Trip Purpose %		
	H-W or C-W	H-S or C-C	H-O or C-NW	H-W or C-W	H-S or C-C	H-O or C-NW	Primary	Diverted	Pass-by
Other Asphalt Surfaces	0.00	0.00	0.00	0.00	0.00	0.00	0	0	0
Warehouse-No Rail	0.00	0.00	0.00	0.00	0.00	0.00	0	0	0

4.4 Fleet Mix

Land Use	LDA	LDT1	LDT2	MDV	LHD1	LHD2	MHD	HHD	OBUS	UBUS	MCY	SBUS	MH
Other Asphalt Surfaces	0.561207	0.034889	0.182561	0.109119	0.013494	0.004661	0.018668	0.065354	0.001366	0.001451	0.005650	0.000795	0.000784
Warehouse-No Rail	0.561207	0.034889	0.182561	0.109119	0.013494	0.004661	0.018668	0.065354	0.001366	0.001451	0.005650	0.000795	0.000784

Merrill Commerce Center (Phase B Construction - Unmitigated) - San Bernardino-South Coast County, Winter

5.0 Energy Detail

Historical Energy Use: N

5.1 Mitigation Measures Energy

	ROG	NOx	CO	SO2	Fugitive PM10	Exhaust PM10	PM10 Total	Fugitive PM2.5	Exhaust PM2.5	PM2.5 Total	Bio- CO2	NBio- CO2	Total CO2	CH4	N2O	CO2e
Category	lb/day										lb/day					
NaturalGas Mitigated	0.0000	0.0000	0.0000	0.0000		0.0000	0.0000		0.0000	0.0000		0.0000	0.0000	0.0000	0.0000	0.0000
NaturalGas Unmitigated	0.0000	0.0000	0.0000	0.0000		0.0000	0.0000		0.0000	0.0000		0.0000	0.0000	0.0000	0.0000	0.0000

Merrill Commerce Center (Phase B Construction - Unmitigated) - San Bernardino-South Coast County, Winter

5.2 Energy by Land Use - NaturalGas**Unmitigated**

	NaturalGas Use	ROG	NOx	CO	SO2	Fugitive PM10	Exhaust PM10	PM10 Total	Fugitive PM2.5	Exhaust PM2.5	PM2.5 Total	Bio- CO2	NBio- CO2	Total CO2	CH4	N2O	CO2e
Land Use	kBTU/yr	lb/day										lb/day					
Other Asphalt Surfaces	0	0.0000	0.0000	0.0000	0.0000		0.0000	0.0000		0.0000	0.0000		0.0000	0.0000	0.0000	0.0000	0.0000
Warehouse-No Rail	0	0.0000	0.0000	0.0000	0.0000		0.0000	0.0000		0.0000	0.0000		0.0000	0.0000	0.0000	0.0000	0.0000
Total		0.0000	0.0000	0.0000	0.0000		0.0000	0.0000		0.0000	0.0000		0.0000	0.0000	0.0000	0.0000	0.0000

Mitigated

	NaturalGas Use	ROG	NOx	CO	SO2	Fugitive PM10	Exhaust PM10	PM10 Total	Fugitive PM2.5	Exhaust PM2.5	PM2.5 Total	Bio- CO2	NBio- CO2	Total CO2	CH4	N2O	CO2e
Land Use	kBTU/yr	lb/day										lb/day					
Other Asphalt Surfaces	0	0.0000	0.0000	0.0000	0.0000		0.0000	0.0000		0.0000	0.0000		0.0000	0.0000	0.0000	0.0000	0.0000
Warehouse-No Rail	0	0.0000	0.0000	0.0000	0.0000		0.0000	0.0000		0.0000	0.0000		0.0000	0.0000	0.0000	0.0000	0.0000
Total		0.0000	0.0000	0.0000	0.0000		0.0000	0.0000		0.0000	0.0000		0.0000	0.0000	0.0000	0.0000	0.0000

6.0 Area Detail**6.1 Mitigation Measures Area**

Merrill Commerce Center (Phase B Construction - Unmitigated) - San Bernardino-South Coast County, Winter

	ROG	NOx	CO	SO2	Fugitive PM10	Exhaust PM10	PM10 Total	Fugitive PM2.5	Exhaust PM2.5	PM2.5 Total	Bio- CO2	NBio- CO2	Total CO2	CH4	N2O	CO2e
Category	lb/day										lb/day					
Mitigated	108.3445	4.4800e-003	0.4940	4.0000e-005		1.7600e-003	1.7600e-003		1.7600e-003	1.7600e-003		1.0615	1.0615	2.7600e-003		1.1306
Unmitigated	108.3445	4.4800e-003	0.4940	4.0000e-005		1.7600e-003	1.7600e-003		1.7600e-003	1.7600e-003		1.0615	1.0615	2.7600e-003		1.1306

6.2 Area by SubCategory

Unmitigated

	ROG	NOx	CO	SO2	Fugitive PM10	Exhaust PM10	PM10 Total	Fugitive PM2.5	Exhaust PM2.5	PM2.5 Total	Bio- CO2	NBio- CO2	Total CO2	CH4	N2O	CO2e
SubCategory	lb/day										lb/day					
Architectural Coating	12.3317					0.0000	0.0000		0.0000	0.0000			0.0000			0.0000
Consumer Products	95.9673					0.0000	0.0000		0.0000	0.0000			0.0000			0.0000
Landscaping	0.0455	4.4800e-003	0.4940	4.0000e-005		1.7600e-003	1.7600e-003		1.7600e-003	1.7600e-003		1.0615	1.0615	2.7600e-003		1.1306
Total	108.3445	4.4800e-003	0.4940	4.0000e-005		1.7600e-003	1.7600e-003		1.7600e-003	1.7600e-003		1.0615	1.0615	2.7600e-003		1.1306

Merrill Commerce Center (Phase B Construction - Unmitigated) - San Bernardino-South Coast County, Winter

6.2 Area by SubCategory**Mitigated**

	ROG	NOx	CO	SO2	Fugitive PM10	Exhaust PM10	PM10 Total	Fugitive PM2.5	Exhaust PM2.5	PM2.5 Total	Bio- CO2	NBio- CO2	Total CO2	CH4	N2O	CO2e
SubCategory	lb/day										lb/day					
Architectural Coating	12.3317					0.0000	0.0000		0.0000	0.0000			0.0000			0.0000
Consumer Products	95.9673					0.0000	0.0000		0.0000	0.0000			0.0000			0.0000
Landscaping	0.0455	4.4800e-003	0.4940	4.0000e-005		1.7600e-003	1.7600e-003		1.7600e-003	1.7600e-003		1.0615	1.0615	2.7600e-003		1.1306
Total	108.3445	4.4800e-003	0.4940	4.0000e-005		1.7600e-003	1.7600e-003		1.7600e-003	1.7600e-003		1.0615	1.0615	2.7600e-003		1.1306

7.0 Water Detail**7.1 Mitigation Measures Water****8.0 Waste Detail****8.1 Mitigation Measures Waste****9.0 Operational Offroad**

Equipment Type	Number	Hours/Day	Days/Year	Horse Power	Load Factor	Fuel Type
----------------	--------	-----------	-----------	-------------	-------------	-----------

10.0 Stationary Equipment**Fire Pumps and Emergency Generators**

Merrill Commerce Center (Phase B Construction - Unmitigated) - San Bernardino-South Coast County, Winter

Equipment Type	Number	Hours/Day	Hours/Year	Horse Power	Load Factor	Fuel Type
----------------	--------	-----------	------------	-------------	-------------	-----------

Boilers

Equipment Type	Number	Heat Input/Day	Heat Input/Year	Boiler Rating	Fuel Type
----------------	--------	----------------	-----------------	---------------	-----------

User Defined Equipment

Equipment Type	Number
----------------	--------

11.0 Vegetation

This page intentionally left blank

APPENDIX 3.3:

CALEEMOD PHASE C CONSTRUCTION (UNMITIGATED) EMISSIONS MODEL OUTPUTS

Merrill Commerce Center (Phase C Construction - Unmitigated) - San Bernardino-South Coast County, Annual

Merrill Commerce Center (Phase C Construction - Unmitigated)
San Bernardino-South Coast County, Annual

1.0 Project Characteristics

1.1 Land Usage

Land Uses	Size	Metric	Lot Acreage	Floor Surface Area	Population
Industrial Park	1,441.00	1000sqft	55.10	1,441,000.00	0
Other Asphalt Surfaces	4.50	Acre	4.50	196,020.00	0

1.2 Other Project Characteristics

Urbanization	Urban	Wind Speed (m/s)	2.2	Precipitation Freq (Days)	32
Climate Zone	10			Operational Year	2026
Utility Company	Southern California Edison				
CO2 Intensity (lb/MW hr)	702.44	CH4 Intensity (lb/MW hr)	0.029	N2O Intensity (lb/MW hr)	0.006

1.3 User Entered Comments & Non-Default Data

Merrill Commerce Center (Phase C Construction - Unmitigated) - San Bernardino-South Coast County, Annual

Project Characteristics -

Land Use - PA1A=22.9 acres; PA3A=5.7 acres; PA4A=5.8 acres; PA5A=11.2 acres; PA6A=9.5 acres ROWD = 4.50 acres (total ROWD is 28.4 acres, the ROWD was split proportionally b/w each Phase)

Construction Phase - Construction Schedule adjusted to meet the 2026 OY.

Off-road Equipment - Hours are based on an 8-hour workday.

Off-road Equipment - Crawler Tractors used in lieu of Tractors/Loaders/Backhoes.

Off-road Equipment - Crawler Tractors used in lieu of Tractors/Loaders/Backhoes.

Off-road Equipment -

Off-road Equipment - Crawler Tractors used in lieu of Tractors/Loaders/Backhoes.

Demolition -

Grading - For purposes of analysis, total acres graded per day is based on the equipment specific grading rates (CalEEMod Appendix A) and the equipment list.

Architectural Coating - Rule 1113

Vehicle Trips - Construction Run Only.

Energy Use - Construction Run Only.

Water And Wastewater - Construction Run Only.

Solid Waste - Construction Run Only.

Construction Off-road Equipment Mitigation - Rule 403

Vehicle Emission Factors - EMFAC2017

Vehicle Emission Factors - EMFAC2017

Vehicle Emission Factors - EMFAC2017

Table Name	Column Name	Default Value	New Value
tblArchitecturalCoating	EF_Nonresidential_Exterior	100.00	50.00
tblArchitecturalCoating	EF_Nonresidential_Interior	100.00	50.00
tblArchitecturalCoating	EF_Parking	100.00	50.00
tblConstructionPhase	NumDays	70.00	30.00
tblConstructionPhase	NumDays	40.00	30.00
tblConstructionPhase	NumDays	110.00	50.00

Merrill Commerce Center (Phase C Construction - Unmitigated) - San Bernardino-South Coast County, Annual

tblConstructionPhase	NumDays	1,110.00	150.00
tblEnergyUse	LightingElect	3.66	0.00
tblEnergyUse	NT24E	2.79	0.00
tblEnergyUse	T24E	3.07	0.00
tblEnergyUse	T24NG	3.47	0.00
tblGrading	AcresOfGrading	175.00	200.00
tblGrading	AcresOfGrading	60.00	105.00
tblLandUse	LotAcreage	33.08	55.10
tblOffRoadEquipment	OffRoadEquipmentUnitAmount	4.00	0.00
tblOffRoadEquipment	OffRoadEquipmentUnitAmount	2.00	0.00
tblOffRoadEquipment	OffRoadEquipmentUnitAmount	3.00	0.00
tblOffRoadEquipment	UsageHours	6.00	8.00
tblOffRoadEquipment	UsageHours	7.00	8.00
tblOffRoadEquipment	UsageHours	7.00	8.00
tblSolidWaste	SolidWasteGenerationRate	1,786.84	0.00
tblVehicleEF	HHD	0.92	0.03
tblVehicleEF	HHD	0.04	0.05
tblVehicleEF	HHD	0.07	0.00
tblVehicleEF	HHD	2.17	8.62
tblVehicleEF	HHD	0.53	0.33
tblVehicleEF	HHD	1.59	2.0270e-003
tblVehicleEF	HHD	6,400.87	1,349.94
tblVehicleEF	HHD	1,416.89	1,232.49
tblVehicleEF	HHD	5.07	0.02
tblVehicleEF	HHD	18.23	7.03
tblVehicleEF	HHD	1.21	2.11
tblVehicleEF	HHD	4.4310e-003	2.8590e-003

Merrill Commerce Center (Phase C Construction - Unmitigated) - San Bernardino-South Coast County, Annual

tblVehicleEF	HHD	0.06	0.06
tblVehicleEF	HHD	0.04	0.04
tblVehicleEF	HHD	5.1970e-003	0.03
tblVehicleEF	HHD	4.6000e-005	0.00
tblVehicleEF	HHD	4.2390e-003	2.7350e-003
tblVehicleEF	HHD	0.03	0.03
tblVehicleEF	HHD	8.8770e-003	8.9130e-003
tblVehicleEF	HHD	4.9720e-003	0.02
tblVehicleEF	HHD	4.3000e-005	0.00
tblVehicleEF	HHD	6.6000e-005	1.0000e-006
tblVehicleEF	HHD	2.4120e-003	4.5000e-005
tblVehicleEF	HHD	0.57	0.58
tblVehicleEF	HHD	4.1000e-005	1.0000e-006
tblVehicleEF	HHD	0.06	0.02
tblVehicleEF	HHD	1.5700e-004	2.2600e-004
tblVehicleEF	HHD	0.04	1.0000e-006
tblVehicleEF	HHD	0.06	0.01
tblVehicleEF	HHD	0.01	0.01
tblVehicleEF	HHD	7.7000e-005	0.00
tblVehicleEF	HHD	6.6000e-005	1.0000e-006
tblVehicleEF	HHD	2.4120e-003	4.5000e-005
tblVehicleEF	HHD	0.66	0.67
tblVehicleEF	HHD	4.1000e-005	1.0000e-006
tblVehicleEF	HHD	0.10	0.08
tblVehicleEF	HHD	1.5700e-004	2.2600e-004
tblVehicleEF	HHD	0.04	1.0000e-006
tblVehicleEF	HHD	0.87	0.03

Merrill Commerce Center (Phase C Construction - Unmitigated) - San Bernardino-South Coast County, Annual

tblVehicleEF	HHD	0.04	0.05
tblVehicleEF	HHD	0.07	0.00
tblVehicleEF	HHD	1.58	8.50
tblVehicleEF	HHD	0.53	0.33
tblVehicleEF	HHD	1.49	1.8980e-003
tblVehicleEF	HHD	6,781.16	1,333.02
tblVehicleEF	HHD	1,416.89	1,232.49
tblVehicleEF	HHD	5.07	0.02
tblVehicleEF	HHD	18.81	6.69
tblVehicleEF	HHD	1.14	1.99
tblVehicleEF	HHD	3.7360e-003	2.5230e-003
tblVehicleEF	HHD	0.06	0.06
tblVehicleEF	HHD	0.04	0.04
tblVehicleEF	HHD	5.1970e-003	0.03
tblVehicleEF	HHD	4.6000e-005	0.00
tblVehicleEF	HHD	3.5740e-003	2.4140e-003
tblVehicleEF	HHD	0.03	0.03
tblVehicleEF	HHD	8.8770e-003	8.9130e-003
tblVehicleEF	HHD	4.9720e-003	0.02
tblVehicleEF	HHD	4.3000e-005	0.00
tblVehicleEF	HHD	1.2600e-004	3.0000e-006
tblVehicleEF	HHD	2.6840e-003	5.3000e-005
tblVehicleEF	HHD	0.54	0.62
tblVehicleEF	HHD	8.7000e-005	2.0000e-006
tblVehicleEF	HHD	0.06	0.02
tblVehicleEF	HHD	1.5900e-004	2.3200e-004
tblVehicleEF	HHD	0.03	1.0000e-006

Merrill Commerce Center (Phase C Construction - Unmitigated) - San Bernardino-South Coast County, Annual

tblVehicleEF	HHD	0.06	0.01
tblVehicleEF	HHD	0.01	0.01
tblVehicleEF	HHD	7.5000e-005	0.00
tblVehicleEF	HHD	1.2600e-004	3.0000e-006
tblVehicleEF	HHD	2.6840e-003	5.3000e-005
tblVehicleEF	HHD	0.62	0.70
tblVehicleEF	HHD	8.7000e-005	2.0000e-006
tblVehicleEF	HHD	0.10	0.08
tblVehicleEF	HHD	1.5900e-004	2.3200e-004
tblVehicleEF	HHD	0.04	1.0000e-006
tblVehicleEF	HHD	0.99	0.02
tblVehicleEF	HHD	0.04	9.1900e-004
tblVehicleEF	HHD	0.07	0.00
tblVehicleEF	HHD	2.99	8.71
tblVehicleEF	HHD	0.53	0.18
tblVehicleEF	HHD	1.57	1.9980e-003
tblVehicleEF	HHD	5,875.72	1,360.46
tblVehicleEF	HHD	1,416.89	1,196.04
tblVehicleEF	HHD	5.07	0.02
tblVehicleEF	HHD	17.42	7.42
tblVehicleEF	HHD	1.19	2.06
tblVehicleEF	HHD	5.3910e-003	3.2050e-003
tblVehicleEF	HHD	0.06	0.06
tblVehicleEF	HHD	0.04	0.04
tblVehicleEF	HHD	5.1970e-003	0.03
tblVehicleEF	HHD	4.6000e-005	0.00
tblVehicleEF	HHD	5.1580e-003	3.0660e-003

Merrill Commerce Center (Phase C Construction - Unmitigated) - San Bernardino-South Coast County, Annual

tblVehicleEF	HHD	0.03	0.03
tblVehicleEF	HHD	8.8770e-003	8.8160e-003
tblVehicleEF	HHD	4.9720e-003	0.02
tblVehicleEF	HHD	4.3000e-005	0.00
tblVehicleEF	HHD	6.3000e-005	2.0000e-006
tblVehicleEF	HHD	2.5730e-003	5.3000e-005
tblVehicleEF	HHD	0.62	0.53
tblVehicleEF	HHD	4.0000e-005	1.0000e-006
tblVehicleEF	HHD	0.06	0.02
tblVehicleEF	HHD	1.7100e-004	2.3800e-004
tblVehicleEF	HHD	0.03	1.0000e-006
tblVehicleEF	HHD	0.06	0.01
tblVehicleEF	HHD	0.01	0.01
tblVehicleEF	HHD	7.6000e-005	0.00
tblVehicleEF	HHD	6.3000e-005	2.0000e-006
tblVehicleEF	HHD	2.5730e-003	5.3000e-005
tblVehicleEF	HHD	0.71	0.61
tblVehicleEF	HHD	4.0000e-005	1.0000e-006
tblVehicleEF	HHD	0.10	0.02
tblVehicleEF	HHD	1.7100e-004	2.3800e-004
tblVehicleEF	HHD	0.04	1.0000e-006
tblVehicleEF	LDA	2.9340e-003	1.5350e-003
tblVehicleEF	LDA	3.4150e-003	0.04
tblVehicleEF	LDA	0.45	0.51
tblVehicleEF	LDA	0.84	1.86
tblVehicleEF	LDA	213.43	230.85
tblVehicleEF	LDA	48.75	47.39

Merrill Commerce Center (Phase C Construction - Unmitigated) - San Bernardino-South Coast County, Annual

tblVehicleEF	LDA	0.04	0.03
tblVehicleEF	LDA	1.5620e-003	1.2160e-003
tblVehicleEF	LDA	2.2010e-003	1.5800e-003
tblVehicleEF	LDA	1.4380e-003	1.1200e-003
tblVehicleEF	LDA	2.0240e-003	1.4530e-003
tblVehicleEF	LDA	0.03	0.05
tblVehicleEF	LDA	0.08	0.08
tblVehicleEF	LDA	0.03	0.04
tblVehicleEF	LDA	7.3520e-003	5.4470e-003
tblVehicleEF	LDA	0.03	0.19
tblVehicleEF	LDA	0.05	0.16
tblVehicleEF	LDA	2.1370e-003	2.2840e-003
tblVehicleEF	LDA	5.0100e-004	4.6900e-004
tblVehicleEF	LDA	0.03	0.05
tblVehicleEF	LDA	0.08	0.08
tblVehicleEF	LDA	0.03	0.04
tblVehicleEF	LDA	0.01	7.9200e-003
tblVehicleEF	LDA	0.03	0.19
tblVehicleEF	LDA	0.05	0.17
tblVehicleEF	LDA	3.3380e-003	1.7620e-003
tblVehicleEF	LDA	2.8490e-003	0.03
tblVehicleEF	LDA	0.55	0.62
tblVehicleEF	LDA	0.69	1.55
tblVehicleEF	LDA	233.44	252.00
tblVehicleEF	LDA	48.75	46.82
tblVehicleEF	LDA	0.03	0.02
tblVehicleEF	LDA	1.5620e-003	1.2160e-003

Merrill Commerce Center (Phase C Construction - Unmitigated) - San Bernardino-South Coast County, Annual

tblVehicleEF	LDA	2.2010e-003	1.5800e-003
tblVehicleEF	LDA	1.4380e-003	1.1200e-003
tblVehicleEF	LDA	2.0240e-003	1.4530e-003
tblVehicleEF	LDA	0.07	0.09
tblVehicleEF	LDA	0.09	0.09
tblVehicleEF	LDA	0.06	0.08
tblVehicleEF	LDA	8.3500e-003	6.1750e-003
tblVehicleEF	LDA	0.03	0.19
tblVehicleEF	LDA	0.04	0.13
tblVehicleEF	LDA	2.3380e-003	2.4930e-003
tblVehicleEF	LDA	4.9900e-004	4.6300e-004
tblVehicleEF	LDA	0.07	0.09
tblVehicleEF	LDA	0.09	0.09
tblVehicleEF	LDA	0.06	0.08
tblVehicleEF	LDA	0.01	8.9820e-003
tblVehicleEF	LDA	0.03	0.19
tblVehicleEF	LDA	0.04	0.15
tblVehicleEF	LDA	2.8580e-003	1.4980e-003
tblVehicleEF	LDA	3.3970e-003	0.04
tblVehicleEF	LDA	0.42	0.48
tblVehicleEF	LDA	0.83	1.83
tblVehicleEF	LDA	208.70	225.89
tblVehicleEF	LDA	48.75	47.34
tblVehicleEF	LDA	0.03	0.02
tblVehicleEF	LDA	1.5620e-003	1.2160e-003
tblVehicleEF	LDA	2.2010e-003	1.5800e-003
tblVehicleEF	LDA	1.4380e-003	1.1200e-003

Merrill Commerce Center (Phase C Construction - Unmitigated) - San Bernardino-South Coast County, Annual

tblVehicleEF	LDA	2.0240e-003	1.4530e-003
tblVehicleEF	LDA	0.03	0.05
tblVehicleEF	LDA	0.09	0.09
tblVehicleEF	LDA	0.02	0.04
tblVehicleEF	LDA	7.1620e-003	5.3110e-003
tblVehicleEF	LDA	0.03	0.21
tblVehicleEF	LDA	0.05	0.16
tblVehicleEF	LDA	2.0890e-003	2.2350e-003
tblVehicleEF	LDA	5.0100e-004	4.6800e-004
tblVehicleEF	LDA	0.03	0.05
tblVehicleEF	LDA	0.09	0.09
tblVehicleEF	LDA	0.02	0.04
tblVehicleEF	LDA	0.01	7.7210e-003
tblVehicleEF	LDA	0.03	0.21
tblVehicleEF	LDA	0.05	0.17
tblVehicleEF	LDT1	8.7020e-003	3.9900e-003
tblVehicleEF	LDT1	0.01	0.06
tblVehicleEF	LDT1	1.05	0.92
tblVehicleEF	LDT1	2.38	2.06
tblVehicleEF	LDT1	274.34	275.61
tblVehicleEF	LDT1	62.78	57.91
tblVehicleEF	LDT1	0.11	0.07
tblVehicleEF	LDT1	2.2560e-003	1.6110e-003
tblVehicleEF	LDT1	3.0920e-003	2.1360e-003
tblVehicleEF	LDT1	2.0770e-003	1.4820e-003
tblVehicleEF	LDT1	2.8430e-003	1.9640e-003
tblVehicleEF	LDT1	0.14	0.13

Merrill Commerce Center (Phase C Construction - Unmitigated) - San Bernardino-South Coast County, Annual

tblVehicleEF	LDT1	0.25	0.19
tblVehicleEF	LDT1	0.10	0.10
tblVehicleEF	LDT1	0.02	0.02
tblVehicleEF	LDT1	0.16	0.64
tblVehicleEF	LDT1	0.16	0.28
tblVehicleEF	LDT1	2.7560e-003	2.7270e-003
tblVehicleEF	LDT1	6.6900e-004	5.7300e-004
tblVehicleEF	LDT1	0.14	0.13
tblVehicleEF	LDT1	0.25	0.19
tblVehicleEF	LDT1	0.10	0.10
tblVehicleEF	LDT1	0.03	0.02
tblVehicleEF	LDT1	0.16	0.64
tblVehicleEF	LDT1	0.18	0.31
tblVehicleEF	LDT1	9.8170e-003	4.5340e-003
tblVehicleEF	LDT1	9.8840e-003	0.05
tblVehicleEF	LDT1	1.26	1.12
tblVehicleEF	LDT1	1.96	1.71
tblVehicleEF	LDT1	299.03	297.62
tblVehicleEF	LDT1	62.78	57.21
tblVehicleEF	LDT1	0.10	0.07
tblVehicleEF	LDT1	2.2560e-003	1.6110e-003
tblVehicleEF	LDT1	3.0920e-003	2.1360e-003
tblVehicleEF	LDT1	2.0770e-003	1.4820e-003
tblVehicleEF	LDT1	2.8430e-003	1.9640e-003
tblVehicleEF	LDT1	0.29	0.28
tblVehicleEF	LDT1	0.31	0.23
tblVehicleEF	LDT1	0.21	0.21

Merrill Commerce Center (Phase C Construction - Unmitigated) - San Bernardino-South Coast County, Annual

tblVehicleEF	LDT1	0.02	0.02
tblVehicleEF	LDT1	0.16	0.64
tblVehicleEF	LDT1	0.13	0.23
tblVehicleEF	LDT1	3.0060e-003	2.9450e-003
tblVehicleEF	LDT1	6.6200e-004	5.6600e-004
tblVehicleEF	LDT1	0.29	0.28
tblVehicleEF	LDT1	0.31	0.23
tblVehicleEF	LDT1	0.21	0.21
tblVehicleEF	LDT1	0.04	0.03
tblVehicleEF	LDT1	0.16	0.64
tblVehicleEF	LDT1	0.15	0.26
tblVehicleEF	LDT1	8.4830e-003	3.9000e-003
tblVehicleEF	LDT1	0.01	0.06
tblVehicleEF	LDT1	1.00	0.88
tblVehicleEF	LDT1	2.35	2.02
tblVehicleEF	LDT1	268.53	270.39
tblVehicleEF	LDT1	62.78	57.85
tblVehicleEF	LDT1	0.10	0.07
tblVehicleEF	LDT1	2.2560e-003	1.6110e-003
tblVehicleEF	LDT1	3.0920e-003	2.1360e-003
tblVehicleEF	LDT1	2.0770e-003	1.4820e-003
tblVehicleEF	LDT1	2.8430e-003	1.9640e-003
tblVehicleEF	LDT1	0.14	0.14
tblVehicleEF	LDT1	0.29	0.21
tblVehicleEF	LDT1	0.09	0.09
tblVehicleEF	LDT1	0.02	0.02
tblVehicleEF	LDT1	0.19	0.75

Merrill Commerce Center (Phase C Construction - Unmitigated) - San Bernardino-South Coast County, Annual

tblVehicleEF	LDT1	0.16	0.28
tblVehicleEF	LDT1	2.6970e-003	2.6760e-003
tblVehicleEF	LDT1	6.6900e-004	5.7200e-004
tblVehicleEF	LDT1	0.14	0.14
tblVehicleEF	LDT1	0.29	0.21
tblVehicleEF	LDT1	0.09	0.09
tblVehicleEF	LDT1	0.03	0.02
tblVehicleEF	LDT1	0.19	0.75
tblVehicleEF	LDT1	0.17	0.30
tblVehicleEF	LDT2	4.5410e-003	2.7750e-003
tblVehicleEF	LDT2	5.2250e-003	0.05
tblVehicleEF	LDT2	0.64	0.72
tblVehicleEF	LDT2	1.19	2.40
tblVehicleEF	LDT2	304.81	286.47
tblVehicleEF	LDT2	69.08	60.44
tblVehicleEF	LDT2	0.06	0.05
tblVehicleEF	LDT2	1.7220e-003	1.3040e-003
tblVehicleEF	LDT2	2.4350e-003	1.6720e-003
tblVehicleEF	LDT2	1.5840e-003	1.2000e-003
tblVehicleEF	LDT2	2.2390e-003	1.5370e-003
tblVehicleEF	LDT2	0.05	0.09
tblVehicleEF	LDT2	0.10	0.12
tblVehicleEF	LDT2	0.04	0.07
tblVehicleEF	LDT2	0.01	0.01
tblVehicleEF	LDT2	0.06	0.41
tblVehicleEF	LDT2	0.07	0.25
tblVehicleEF	LDT2	3.0530e-003	2.8340e-003

Merrill Commerce Center (Phase C Construction - Unmitigated) - San Bernardino-South Coast County, Annual

tblVehicleEF	LDT2	7.1100e-004	5.9800e-004
tblVehicleEF	LDT2	0.05	0.09
tblVehicleEF	LDT2	0.10	0.12
tblVehicleEF	LDT2	0.04	0.07
tblVehicleEF	LDT2	0.02	0.02
tblVehicleEF	LDT2	0.06	0.41
tblVehicleEF	LDT2	0.08	0.27
tblVehicleEF	LDT2	5.1490e-003	3.1730e-003
tblVehicleEF	LDT2	4.3640e-003	0.05
tblVehicleEF	LDT2	0.78	0.88
tblVehicleEF	LDT2	0.99	1.99
tblVehicleEF	LDT2	332.67	307.21
tblVehicleEF	LDT2	69.08	59.66
tblVehicleEF	LDT2	0.05	0.05
tblVehicleEF	LDT2	1.7220e-003	1.3040e-003
tblVehicleEF	LDT2	2.4350e-003	1.6720e-003
tblVehicleEF	LDT2	1.5840e-003	1.2000e-003
tblVehicleEF	LDT2	2.2390e-003	1.5370e-003
tblVehicleEF	LDT2	0.11	0.17
tblVehicleEF	LDT2	0.12	0.14
tblVehicleEF	LDT2	0.09	0.15
tblVehicleEF	LDT2	0.01	0.01
tblVehicleEF	LDT2	0.06	0.41
tblVehicleEF	LDT2	0.06	0.21
tblVehicleEF	LDT2	3.3330e-003	3.0390e-003
tblVehicleEF	LDT2	7.0700e-004	5.9000e-004
tblVehicleEF	LDT2	0.11	0.17

Merrill Commerce Center (Phase C Construction - Unmitigated) - San Bernardino-South Coast County, Annual

tblVehicleEF	LDT2	0.12	0.14
tblVehicleEF	LDT2	0.09	0.15
tblVehicleEF	LDT2	0.02	0.02
tblVehicleEF	LDT2	0.06	0.41
tblVehicleEF	LDT2	0.06	0.23
tblVehicleEF	LDT2	4.4250e-003	2.7100e-003
tblVehicleEF	LDT2	5.1960e-003	0.05
tblVehicleEF	LDT2	0.60	0.68
tblVehicleEF	LDT2	1.17	2.36
tblVehicleEF	LDT2	298.26	281.56
tblVehicleEF	LDT2	69.08	60.37
tblVehicleEF	LDT2	0.06	0.05
tblVehicleEF	LDT2	1.7220e-003	1.3040e-003
tblVehicleEF	LDT2	2.4350e-003	1.6720e-003
tblVehicleEF	LDT2	1.5840e-003	1.2000e-003
tblVehicleEF	LDT2	2.2390e-003	1.5370e-003
tblVehicleEF	LDT2	0.05	0.08
tblVehicleEF	LDT2	0.11	0.13
tblVehicleEF	LDT2	0.04	0.07
tblVehicleEF	LDT2	0.01	0.01
tblVehicleEF	LDT2	0.07	0.48
tblVehicleEF	LDT2	0.07	0.25
tblVehicleEF	LDT2	2.9870e-003	2.7850e-003
tblVehicleEF	LDT2	7.1000e-004	5.9700e-004
tblVehicleEF	LDT2	0.05	0.08
tblVehicleEF	LDT2	0.11	0.13
tblVehicleEF	LDT2	0.04	0.07

Merrill Commerce Center (Phase C Construction - Unmitigated) - San Bernardino-South Coast County, Annual

tblVehicleEF	LDT2	0.02	0.02
tblVehicleEF	LDT2	0.07	0.48
tblVehicleEF	LDT2	0.08	0.27
tblVehicleEF	LHD1	4.5150e-003	4.3860e-003
tblVehicleEF	LHD1	8.0690e-003	4.3340e-003
tblVehicleEF	LHD1	0.02	0.01
tblVehicleEF	LHD1	0.14	0.17
tblVehicleEF	LHD1	0.74	0.58
tblVehicleEF	LHD1	2.07	0.92
tblVehicleEF	LHD1	9.20	9.02
tblVehicleEF	LHD1	588.15	612.33
tblVehicleEF	LHD1	28.17	10.03
tblVehicleEF	LHD1	0.08	0.07
tblVehicleEF	LHD1	1.54	1.01
tblVehicleEF	LHD1	9.4500e-004	9.9000e-004
tblVehicleEF	LHD1	0.01	0.01
tblVehicleEF	LHD1	0.01	8.8180e-003
tblVehicleEF	LHD1	7.9100e-004	2.2400e-004
tblVehicleEF	LHD1	9.0400e-004	9.4700e-004
tblVehicleEF	LHD1	2.5790e-003	2.5040e-003
tblVehicleEF	LHD1	0.01	8.4140e-003
tblVehicleEF	LHD1	7.2700e-004	2.0600e-004
tblVehicleEF	LHD1	3.2690e-003	2.5580e-003
tblVehicleEF	LHD1	0.10	0.07
tblVehicleEF	LHD1	0.02	0.02
tblVehicleEF	LHD1	1.6680e-003	1.2900e-003
tblVehicleEF	LHD1	0.07	0.05

Merrill Commerce Center (Phase C Construction - Unmitigated) - San Bernardino-South Coast County, Annual

tblVehicleEF	LHD1	0.34	0.52
tblVehicleEF	LHD1	0.21	0.06
tblVehicleEF	LHD1	9.1000e-005	8.7000e-005
tblVehicleEF	LHD1	5.7560e-003	5.9570e-003
tblVehicleEF	LHD1	3.2100e-004	9.9000e-005
tblVehicleEF	LHD1	3.2690e-003	2.5580e-003
tblVehicleEF	LHD1	0.10	0.07
tblVehicleEF	LHD1	0.02	0.03
tblVehicleEF	LHD1	1.6680e-003	1.2900e-003
tblVehicleEF	LHD1	0.08	0.06
tblVehicleEF	LHD1	0.34	0.52
tblVehicleEF	LHD1	0.23	0.07
tblVehicleEF	LHD1	4.5150e-003	4.4000e-003
tblVehicleEF	LHD1	8.2390e-003	4.4160e-003
tblVehicleEF	LHD1	0.01	0.01
tblVehicleEF	LHD1	0.14	0.17
tblVehicleEF	LHD1	0.75	0.59
tblVehicleEF	LHD1	1.94	0.86
tblVehicleEF	LHD1	9.20	9.02
tblVehicleEF	LHD1	588.15	612.35
tblVehicleEF	LHD1	28.17	9.93
tblVehicleEF	LHD1	0.08	0.07
tblVehicleEF	LHD1	1.44	0.94
tblVehicleEF	LHD1	9.4500e-004	9.9000e-004
tblVehicleEF	LHD1	0.01	0.01
tblVehicleEF	LHD1	0.01	8.8180e-003
tblVehicleEF	LHD1	7.9100e-004	2.2400e-004

Merrill Commerce Center (Phase C Construction - Unmitigated) - San Bernardino-South Coast County, Annual

tblVehicleEF	LHD1	9.0400e-004	9.4700e-004
tblVehicleEF	LHD1	2.5790e-003	2.5040e-003
tblVehicleEF	LHD1	0.01	8.4140e-003
tblVehicleEF	LHD1	7.2700e-004	2.0600e-004
tblVehicleEF	LHD1	6.3950e-003	5.0260e-003
tblVehicleEF	LHD1	0.12	0.09
tblVehicleEF	LHD1	0.02	0.02
tblVehicleEF	LHD1	3.6780e-003	2.8810e-003
tblVehicleEF	LHD1	0.07	0.05
tblVehicleEF	LHD1	0.35	0.53
tblVehicleEF	LHD1	0.20	0.06
tblVehicleEF	LHD1	9.1000e-005	8.7000e-005
tblVehicleEF	LHD1	5.7570e-003	5.9580e-003
tblVehicleEF	LHD1	3.1800e-004	9.8000e-005
tblVehicleEF	LHD1	6.3950e-003	5.0260e-003
tblVehicleEF	LHD1	0.12	0.09
tblVehicleEF	LHD1	0.02	0.03
tblVehicleEF	LHD1	3.6780e-003	2.8810e-003
tblVehicleEF	LHD1	0.08	0.06
tblVehicleEF	LHD1	0.35	0.53
tblVehicleEF	LHD1	0.22	0.06
tblVehicleEF	LHD1	4.5150e-003	4.3890e-003
tblVehicleEF	LHD1	8.0880e-003	4.3430e-003
tblVehicleEF	LHD1	0.02	0.01
tblVehicleEF	LHD1	0.14	0.17
tblVehicleEF	LHD1	0.74	0.58
tblVehicleEF	LHD1	2.04	0.90

Merrill Commerce Center (Phase C Construction - Unmitigated) - San Bernardino-South Coast County, Annual

tblVehicleEF	LHD1	9.20	9.02
tblVehicleEF	LHD1	588.15	612.33
tblVehicleEF	LHD1	28.17	10.01
tblVehicleEF	LHD1	0.08	0.07
tblVehicleEF	LHD1	1.51	0.99
tblVehicleEF	LHD1	9.4500e-004	9.9000e-004
tblVehicleEF	LHD1	0.01	0.01
tblVehicleEF	LHD1	0.01	8.8180e-003
tblVehicleEF	LHD1	7.9100e-004	2.2400e-004
tblVehicleEF	LHD1	9.0400e-004	9.4700e-004
tblVehicleEF	LHD1	2.5790e-003	2.5040e-003
tblVehicleEF	LHD1	0.01	8.4140e-003
tblVehicleEF	LHD1	7.2700e-004	2.0600e-004
tblVehicleEF	LHD1	3.4680e-003	2.7570e-003
tblVehicleEF	LHD1	0.12	0.09
tblVehicleEF	LHD1	0.02	0.02
tblVehicleEF	LHD1	1.6320e-003	1.2680e-003
tblVehicleEF	LHD1	0.07	0.05
tblVehicleEF	LHD1	0.37	0.56
tblVehicleEF	LHD1	0.21	0.06
tblVehicleEF	LHD1	9.1000e-005	8.7000e-005
tblVehicleEF	LHD1	5.7560e-003	5.9570e-003
tblVehicleEF	LHD1	3.2000e-004	9.9000e-005
tblVehicleEF	LHD1	3.4680e-003	2.7570e-003
tblVehicleEF	LHD1	0.12	0.09
tblVehicleEF	LHD1	0.02	0.03
tblVehicleEF	LHD1	1.6320e-003	1.2680e-003

Merrill Commerce Center (Phase C Construction - Unmitigated) - San Bernardino-South Coast County, Annual

tblVehicleEF	LHD1	0.08	0.06
tblVehicleEF	LHD1	0.37	0.56
tblVehicleEF	LHD1	0.22	0.07
tblVehicleEF	LHD2	3.0190e-003	2.9450e-003
tblVehicleEF	LHD2	3.0020e-003	3.0680e-003
tblVehicleEF	LHD2	5.3750e-003	7.2680e-003
tblVehicleEF	LHD2	0.12	0.13
tblVehicleEF	LHD2	0.32	0.39
tblVehicleEF	LHD2	0.99	0.52
tblVehicleEF	LHD2	14.02	14.10
tblVehicleEF	LHD2	590.99	612.80
tblVehicleEF	LHD2	23.05	7.09
tblVehicleEF	LHD2	0.09	0.10
tblVehicleEF	LHD2	0.79	1.09
tblVehicleEF	LHD2	1.1800e-003	1.4530e-003
tblVehicleEF	LHD2	0.01	0.01
tblVehicleEF	LHD2	9.5980e-003	0.01
tblVehicleEF	LHD2	3.5700e-004	1.0800e-004
tblVehicleEF	LHD2	1.1290e-003	1.3900e-003
tblVehicleEF	LHD2	2.7000e-003	2.7060e-003
tblVehicleEF	LHD2	9.1720e-003	0.01
tblVehicleEF	LHD2	3.2900e-004	1.0000e-004
tblVehicleEF	LHD2	1.0100e-003	1.2570e-003
tblVehicleEF	LHD2	0.03	0.04
tblVehicleEF	LHD2	0.01	0.02
tblVehicleEF	LHD2	5.7600e-004	6.9200e-004
tblVehicleEF	LHD2	0.04	0.05

Merrill Commerce Center (Phase C Construction - Unmitigated) - San Bernardino-South Coast County, Annual

tblVehicleEF	LHD2	0.06	0.22
tblVehicleEF	LHD2	0.07	0.04
tblVehicleEF	LHD2	1.3700e-004	1.3500e-004
tblVehicleEF	LHD2	5.7450e-003	5.9080e-003
tblVehicleEF	LHD2	2.4800e-004	7.0000e-005
tblVehicleEF	LHD2	1.0100e-003	1.2570e-003
tblVehicleEF	LHD2	0.03	0.04
tblVehicleEF	LHD2	0.02	0.02
tblVehicleEF	LHD2	5.7600e-004	6.9200e-004
tblVehicleEF	LHD2	0.05	0.06
tblVehicleEF	LHD2	0.06	0.22
tblVehicleEF	LHD2	0.08	0.04
tblVehicleEF	LHD2	3.0190e-003	2.9540e-003
tblVehicleEF	LHD2	3.0350e-003	3.0940e-003
tblVehicleEF	LHD2	5.1530e-003	6.9430e-003
tblVehicleEF	LHD2	0.12	0.13
tblVehicleEF	LHD2	0.32	0.40
tblVehicleEF	LHD2	0.93	0.49
tblVehicleEF	LHD2	14.02	14.10
tblVehicleEF	LHD2	590.99	612.80
tblVehicleEF	LHD2	23.05	7.04
tblVehicleEF	LHD2	0.09	0.10
tblVehicleEF	LHD2	0.74	1.03
tblVehicleEF	LHD2	1.1800e-003	1.4530e-003
tblVehicleEF	LHD2	0.01	0.01
tblVehicleEF	LHD2	9.5980e-003	0.01
tblVehicleEF	LHD2	3.5700e-004	1.0800e-004

Merrill Commerce Center (Phase C Construction - Unmitigated) - San Bernardino-South Coast County, Annual

tblVehicleEF	LHD2	1.1290e-003	1.3900e-003
tblVehicleEF	LHD2	2.7000e-003	2.7060e-003
tblVehicleEF	LHD2	9.1720e-003	0.01
tblVehicleEF	LHD2	3.2900e-004	1.0000e-004
tblVehicleEF	LHD2	1.9350e-003	2.4210e-003
tblVehicleEF	LHD2	0.03	0.04
tblVehicleEF	LHD2	0.01	0.02
tblVehicleEF	LHD2	1.2190e-003	1.4810e-003
tblVehicleEF	LHD2	0.04	0.05
tblVehicleEF	LHD2	0.06	0.22
tblVehicleEF	LHD2	0.07	0.03
tblVehicleEF	LHD2	1.3700e-004	1.3500e-004
tblVehicleEF	LHD2	5.7450e-003	5.9080e-003
tblVehicleEF	LHD2	2.4700e-004	7.0000e-005
tblVehicleEF	LHD2	1.9350e-003	2.4210e-003
tblVehicleEF	LHD2	0.03	0.04
tblVehicleEF	LHD2	0.02	0.02
tblVehicleEF	LHD2	1.2190e-003	1.4810e-003
tblVehicleEF	LHD2	0.05	0.06
tblVehicleEF	LHD2	0.06	0.22
tblVehicleEF	LHD2	0.08	0.04
tblVehicleEF	LHD2	3.0190e-003	2.9470e-003
tblVehicleEF	LHD2	3.0060e-003	3.0710e-003
tblVehicleEF	LHD2	5.3330e-003	7.2070e-003
tblVehicleEF	LHD2	0.12	0.13
tblVehicleEF	LHD2	0.32	0.39
tblVehicleEF	LHD2	0.97	0.52

Merrill Commerce Center (Phase C Construction - Unmitigated) - San Bernardino-South Coast County, Annual

tblVehicleEF	LHD2	14.02	14.10
tblVehicleEF	LHD2	590.99	612.80
tblVehicleEF	LHD2	23.05	7.08
tblVehicleEF	LHD2	0.09	0.10
tblVehicleEF	LHD2	0.77	1.07
tblVehicleEF	LHD2	1.1800e-003	1.4530e-003
tblVehicleEF	LHD2	0.01	0.01
tblVehicleEF	LHD2	9.5980e-003	0.01
tblVehicleEF	LHD2	3.5700e-004	1.0800e-004
tblVehicleEF	LHD2	1.1290e-003	1.3900e-003
tblVehicleEF	LHD2	2.7000e-003	2.7060e-003
tblVehicleEF	LHD2	9.1720e-003	0.01
tblVehicleEF	LHD2	3.2900e-004	1.0000e-004
tblVehicleEF	LHD2	1.0020e-003	1.2650e-003
tblVehicleEF	LHD2	0.03	0.04
tblVehicleEF	LHD2	0.01	0.02
tblVehicleEF	LHD2	5.6100e-004	6.7200e-004
tblVehicleEF	LHD2	0.04	0.05
tblVehicleEF	LHD2	0.07	0.24
tblVehicleEF	LHD2	0.07	0.03
tblVehicleEF	LHD2	1.3700e-004	1.3500e-004
tblVehicleEF	LHD2	5.7450e-003	5.9080e-003
tblVehicleEF	LHD2	2.4800e-004	7.0000e-005
tblVehicleEF	LHD2	1.0020e-003	1.2650e-003
tblVehicleEF	LHD2	0.03	0.04
tblVehicleEF	LHD2	0.02	0.02
tblVehicleEF	LHD2	5.6100e-004	6.7200e-004

Merrill Commerce Center (Phase C Construction - Unmitigated) - San Bernardino-South Coast County, Annual

tblVehicleEF	LHD2	0.05	0.06
tblVehicleEF	LHD2	0.07	0.24
tblVehicleEF	LHD2	0.08	0.04
tblVehicleEF	MCY	0.44	0.32
tblVehicleEF	MCY	0.15	0.25
tblVehicleEF	MCY	19.12	19.37
tblVehicleEF	MCY	10.00	8.87
tblVehicleEF	MCY	170.19	210.88
tblVehicleEF	MCY	44.81	60.33
tblVehicleEF	MCY	1.15	1.15
tblVehicleEF	MCY	2.0020e-003	1.9620e-003
tblVehicleEF	MCY	3.3000e-003	2.8020e-003
tblVehicleEF	MCY	1.8700e-003	1.8320e-003
tblVehicleEF	MCY	3.0980e-003	2.6300e-003
tblVehicleEF	MCY	1.43	1.45
tblVehicleEF	MCY	0.79	0.81
tblVehicleEF	MCY	0.77	0.78
tblVehicleEF	MCY	2.17	2.18
tblVehicleEF	MCY	0.44	1.74
tblVehicleEF	MCY	2.11	1.87
tblVehicleEF	MCY	2.0780e-003	2.0870e-003
tblVehicleEF	MCY	6.7400e-004	5.9700e-004
tblVehicleEF	MCY	1.43	1.45
tblVehicleEF	MCY	0.79	0.81
tblVehicleEF	MCY	0.77	0.78
tblVehicleEF	MCY	2.69	2.70
tblVehicleEF	MCY	0.44	1.74

Merrill Commerce Center (Phase C Construction - Unmitigated) - San Bernardino-South Coast County, Annual

tblVehicleEF	MCY	2.29	2.03
tblVehicleEF	MCY	0.43	0.32
tblVehicleEF	MCY	0.13	0.21
tblVehicleEF	MCY	19.26	19.51
tblVehicleEF	MCY	9.04	7.97
tblVehicleEF	MCY	170.19	210.93
tblVehicleEF	MCY	44.81	58.05
tblVehicleEF	MCY	0.98	0.98
tblVehicleEF	MCY	2.0020e-003	1.9620e-003
tblVehicleEF	MCY	3.3000e-003	2.8020e-003
tblVehicleEF	MCY	1.8700e-003	1.8320e-003
tblVehicleEF	MCY	3.0980e-003	2.6300e-003
tblVehicleEF	MCY	3.08	3.13
tblVehicleEF	MCY	1.21	1.26
tblVehicleEF	MCY	2.05	2.08
tblVehicleEF	MCY	2.12	2.13
tblVehicleEF	MCY	0.44	1.74
tblVehicleEF	MCY	1.82	1.60
tblVehicleEF	MCY	2.0780e-003	2.0870e-003
tblVehicleEF	MCY	6.4900e-004	5.7400e-004
tblVehicleEF	MCY	3.08	3.13
tblVehicleEF	MCY	1.21	1.26
tblVehicleEF	MCY	2.05	2.08
tblVehicleEF	MCY	2.64	2.64
tblVehicleEF	MCY	0.44	1.74
tblVehicleEF	MCY	1.98	1.75
tblVehicleEF	MCY	0.44	0.32

Merrill Commerce Center (Phase C Construction - Unmitigated) - San Bernardino-South Coast County, Annual

tblVehicleEF	MCY	0.15	0.24
tblVehicleEF	MCY	18.32	18.54
tblVehicleEF	MCY	9.65	8.53
tblVehicleEF	MCY	170.19	209.44
tblVehicleEF	MCY	44.81	59.57
tblVehicleEF	MCY	1.11	1.11
tblVehicleEF	MCY	2.0020e-003	1.9620e-003
tblVehicleEF	MCY	3.3000e-003	2.8020e-003
tblVehicleEF	MCY	1.8700e-003	1.8320e-003
tblVehicleEF	MCY	3.0980e-003	2.6300e-003
tblVehicleEF	MCY	1.68	1.70
tblVehicleEF	MCY	1.05	1.07
tblVehicleEF	MCY	0.69	0.70
tblVehicleEF	MCY	2.14	2.14
tblVehicleEF	MCY	0.50	2.00
tblVehicleEF	MCY	2.04	1.80
tblVehicleEF	MCY	2.0640e-003	2.0730e-003
tblVehicleEF	MCY	6.6600e-004	5.9000e-004
tblVehicleEF	MCY	1.68	1.70
tblVehicleEF	MCY	1.05	1.07
tblVehicleEF	MCY	0.69	0.70
tblVehicleEF	MCY	2.65	2.66
tblVehicleEF	MCY	0.50	2.00
tblVehicleEF	MCY	2.22	1.96
tblVehicleEF	MDV	8.5490e-003	3.4430e-003
tblVehicleEF	MDV	0.01	0.06
tblVehicleEF	MDV	0.97	0.80

Merrill Commerce Center (Phase C Construction - Unmitigated) - San Bernardino-South Coast County, Annual

tblVehicleEF	MDV	2.26	2.68
tblVehicleEF	MDV	424.40	358.68
tblVehicleEF	MDV	95.54	75.12
tblVehicleEF	MDV	0.12	0.07
tblVehicleEF	MDV	1.7550e-003	1.3620e-003
tblVehicleEF	MDV	2.3950e-003	1.6900e-003
tblVehicleEF	MDV	1.6170e-003	1.2560e-003
tblVehicleEF	MDV	2.2020e-003	1.5540e-003
tblVehicleEF	MDV	0.09	0.11
tblVehicleEF	MDV	0.18	0.15
tblVehicleEF	MDV	0.08	0.09
tblVehicleEF	MDV	0.02	0.01
tblVehicleEF	MDV	0.10	0.46
tblVehicleEF	MDV	0.17	0.31
tblVehicleEF	MDV	4.2490e-003	3.5450e-003
tblVehicleEF	MDV	9.9500e-004	7.4300e-004
tblVehicleEF	MDV	0.09	0.11
tblVehicleEF	MDV	0.18	0.15
tblVehicleEF	MDV	0.08	0.09
tblVehicleEF	MDV	0.03	0.02
tblVehicleEF	MDV	0.10	0.46
tblVehicleEF	MDV	0.18	0.34
tblVehicleEF	MDV	9.6990e-003	3.9420e-003
tblVehicleEF	MDV	0.01	0.06
tblVehicleEF	MDV	1.19	0.97
tblVehicleEF	MDV	1.87	2.22
tblVehicleEF	MDV	461.94	380.41

Merrill Commerce Center (Phase C Construction - Unmitigated) - San Bernardino-South Coast County, Annual

tblVehicleEF	MDV	95.54	74.23
tblVehicleEF	MDV	0.10	0.06
tblVehicleEF	MDV	1.7550e-003	1.3620e-003
tblVehicleEF	MDV	2.3950e-003	1.6900e-003
tblVehicleEF	MDV	1.6170e-003	1.2560e-003
tblVehicleEF	MDV	2.2020e-003	1.5540e-003
tblVehicleEF	MDV	0.18	0.21
tblVehicleEF	MDV	0.20	0.17
tblVehicleEF	MDV	0.16	0.19
tblVehicleEF	MDV	0.02	0.02
tblVehicleEF	MDV	0.10	0.46
tblVehicleEF	MDV	0.14	0.26
tblVehicleEF	MDV	4.6270e-003	3.7610e-003
tblVehicleEF	MDV	9.8800e-004	7.3500e-004
tblVehicleEF	MDV	0.18	0.21
tblVehicleEF	MDV	0.20	0.17
tblVehicleEF	MDV	0.16	0.19
tblVehicleEF	MDV	0.04	0.02
tblVehicleEF	MDV	0.10	0.46
tblVehicleEF	MDV	0.15	0.28
tblVehicleEF	MDV	8.3240e-003	3.3580e-003
tblVehicleEF	MDV	0.01	0.06
tblVehicleEF	MDV	0.92	0.75
tblVehicleEF	MDV	2.23	2.64
tblVehicleEF	MDV	415.65	353.53
tblVehicleEF	MDV	95.54	75.05
tblVehicleEF	MDV	0.11	0.06

Merrill Commerce Center (Phase C Construction - Unmitigated) - San Bernardino-South Coast County, Annual

tblVehicleEF	MDV	1.7550e-003	1.3620e-003
tblVehicleEF	MDV	2.3950e-003	1.6900e-003
tblVehicleEF	MDV	1.6170e-003	1.2560e-003
tblVehicleEF	MDV	2.2020e-003	1.5540e-003
tblVehicleEF	MDV	0.09	0.10
tblVehicleEF	MDV	0.19	0.16
tblVehicleEF	MDV	0.07	0.09
tblVehicleEF	MDV	0.02	0.01
tblVehicleEF	MDV	0.12	0.53
tblVehicleEF	MDV	0.16	0.31
tblVehicleEF	MDV	4.1610e-003	3.4950e-003
tblVehicleEF	MDV	9.9400e-004	7.4300e-004
tblVehicleEF	MDV	0.09	0.10
tblVehicleEF	MDV	0.19	0.16
tblVehicleEF	MDV	0.07	0.09
tblVehicleEF	MDV	0.03	0.02
tblVehicleEF	MDV	0.12	0.53
tblVehicleEF	MDV	0.18	0.34
tblVehicleEF	MH	0.02	3.4970e-003
tblVehicleEF	MH	0.02	0.00
tblVehicleEF	MH	1.71	0.32
tblVehicleEF	MH	5.12	0.00
tblVehicleEF	MH	1,044.82	918.79
tblVehicleEF	MH	58.27	0.00
tblVehicleEF	MH	1.20	3.97
tblVehicleEF	MH	0.01	0.02
tblVehicleEF	MH	0.03	0.12

Merrill Commerce Center (Phase C Construction - Unmitigated) - San Bernardino-South Coast County, Annual

tblVehicleEF	MH	9.8200e-004	0.00
tblVehicleEF	MH	3.2250e-003	4.0000e-003
tblVehicleEF	MH	0.03	0.11
tblVehicleEF	MH	9.0300e-004	0.00
tblVehicleEF	MH	1.16	0.00
tblVehicleEF	MH	0.07	0.00
tblVehicleEF	MH	0.41	0.00
tblVehicleEF	MH	0.07	0.08
tblVehicleEF	MH	0.03	0.00
tblVehicleEF	MH	0.30	0.00
tblVehicleEF	MH	0.01	8.6860e-003
tblVehicleEF	MH	6.7200e-004	0.00
tblVehicleEF	MH	1.16	0.00
tblVehicleEF	MH	0.07	0.00
tblVehicleEF	MH	0.41	0.00
tblVehicleEF	MH	0.09	0.09
tblVehicleEF	MH	0.03	0.00
tblVehicleEF	MH	0.33	0.00
tblVehicleEF	MH	0.02	3.4970e-003
tblVehicleEF	MH	0.02	0.00
tblVehicleEF	MH	1.77	0.32
tblVehicleEF	MH	4.67	0.00
tblVehicleEF	MH	1,044.82	918.79
tblVehicleEF	MH	58.27	0.00
tblVehicleEF	MH	1.10	3.73
tblVehicleEF	MH	0.01	0.02
tblVehicleEF	MH	0.03	0.12

Merrill Commerce Center (Phase C Construction - Unmitigated) - San Bernardino-South Coast County, Annual

tblVehicleEF	MH	9.8200e-004	0.00
tblVehicleEF	MH	3.2250e-003	4.0000e-003
tblVehicleEF	MH	0.03	0.11
tblVehicleEF	MH	9.0300e-004	0.00
tblVehicleEF	MH	2.28	0.00
tblVehicleEF	MH	0.09	0.00
tblVehicleEF	MH	0.97	0.00
tblVehicleEF	MH	0.07	0.08
tblVehicleEF	MH	0.03	0.00
tblVehicleEF	MH	0.28	0.00
tblVehicleEF	MH	0.01	8.6860e-003
tblVehicleEF	MH	6.6400e-004	0.00
tblVehicleEF	MH	2.28	0.00
tblVehicleEF	MH	0.09	0.00
tblVehicleEF	MH	0.97	0.00
tblVehicleEF	MH	0.09	0.09
tblVehicleEF	MH	0.03	0.00
tblVehicleEF	MH	0.31	0.00
tblVehicleEF	MH	0.02	3.4970e-003
tblVehicleEF	MH	0.02	0.00
tblVehicleEF	MH	1.71	0.32
tblVehicleEF	MH	5.07	0.00
tblVehicleEF	MH	1,044.82	918.79
tblVehicleEF	MH	58.27	0.00
tblVehicleEF	MH	1.17	3.90
tblVehicleEF	MH	0.01	0.02
tblVehicleEF	MH	0.03	0.12

Merrill Commerce Center (Phase C Construction - Unmitigated) - San Bernardino-South Coast County, Annual

tblVehicleEF	MH	9.8200e-004	0.00
tblVehicleEF	MH	3.2250e-003	4.0000e-003
tblVehicleEF	MH	0.03	0.11
tblVehicleEF	MH	9.0300e-004	0.00
tblVehicleEF	MH	1.34	0.00
tblVehicleEF	MH	0.09	0.00
tblVehicleEF	MH	0.43	0.00
tblVehicleEF	MH	0.07	0.08
tblVehicleEF	MH	0.03	0.00
tblVehicleEF	MH	0.30	0.00
tblVehicleEF	MH	0.01	8.6860e-003
tblVehicleEF	MH	6.7100e-004	0.00
tblVehicleEF	MH	1.34	0.00
tblVehicleEF	MH	0.09	0.00
tblVehicleEF	MH	0.43	0.00
tblVehicleEF	MH	0.09	0.09
tblVehicleEF	MH	0.03	0.00
tblVehicleEF	MH	0.32	0.00
tblVehicleEF	MHD	0.02	2.9940e-003
tblVehicleEF	MHD	2.1980e-003	9.6000e-004
tblVehicleEF	MHD	0.04	7.1190e-003
tblVehicleEF	MHD	0.29	0.33
tblVehicleEF	MHD	0.20	0.13
tblVehicleEF	MHD	3.68	0.75
tblVehicleEF	MHD	158.15	61.88
tblVehicleEF	MHD	1,094.62	924.73
tblVehicleEF	MHD	48.60	7.15

Merrill Commerce Center (Phase C Construction - Unmitigated) - San Bernardino-South Coast County, Annual

tblVehicleEF	MHD	0.42	0.33
tblVehicleEF	MHD	0.62	1.01
tblVehicleEF	MHD	8.1000e-005	2.0700e-004
tblVehicleEF	MHD	2.7670e-003	7.7130e-003
tblVehicleEF	MHD	6.4800e-004	8.3000e-005
tblVehicleEF	MHD	7.7000e-005	1.9800e-004
tblVehicleEF	MHD	2.6430e-003	7.3750e-003
tblVehicleEF	MHD	5.9600e-004	7.6000e-005
tblVehicleEF	MHD	9.1200e-004	4.0900e-004
tblVehicleEF	MHD	0.03	0.01
tblVehicleEF	MHD	0.02	0.01
tblVehicleEF	MHD	5.0100e-004	2.2400e-004
tblVehicleEF	MHD	0.03	9.7180e-003
tblVehicleEF	MHD	0.01	0.08
tblVehicleEF	MHD	0.23	0.04
tblVehicleEF	MHD	1.5190e-003	5.8700e-004
tblVehicleEF	MHD	0.01	8.8120e-003
tblVehicleEF	MHD	5.5000e-004	7.1000e-005
tblVehicleEF	MHD	9.1200e-004	4.0900e-004
tblVehicleEF	MHD	0.03	0.01
tblVehicleEF	MHD	0.03	0.02
tblVehicleEF	MHD	5.0100e-004	2.2400e-004
tblVehicleEF	MHD	0.03	0.01
tblVehicleEF	MHD	0.01	0.08
tblVehicleEF	MHD	0.25	0.04
tblVehicleEF	MHD	0.01	2.8540e-003
tblVehicleEF	MHD	2.2250e-003	9.7900e-004

Merrill Commerce Center (Phase C Construction - Unmitigated) - San Bernardino-South Coast County, Annual

tblVehicleEF	MHD	0.04	6.7960e-003
tblVehicleEF	MHD	0.21	0.29
tblVehicleEF	MHD	0.20	0.13
tblVehicleEF	MHD	3.44	0.70
tblVehicleEF	MHD	167.52	61.59
tblVehicleEF	MHD	1,094.62	924.73
tblVehicleEF	MHD	48.60	7.06
tblVehicleEF	MHD	0.44	0.32
tblVehicleEF	MHD	0.58	0.95
tblVehicleEF	MHD	6.8000e-005	1.7800e-004
tblVehicleEF	MHD	2.7670e-003	7.7130e-003
tblVehicleEF	MHD	6.4800e-004	8.3000e-005
tblVehicleEF	MHD	6.5000e-005	1.7000e-004
tblVehicleEF	MHD	2.6430e-003	7.3750e-003
tblVehicleEF	MHD	5.9600e-004	7.6000e-005
tblVehicleEF	MHD	1.7790e-003	7.9800e-004
tblVehicleEF	MHD	0.04	0.02
tblVehicleEF	MHD	0.02	0.01
tblVehicleEF	MHD	1.1090e-003	4.9600e-004
tblVehicleEF	MHD	0.03	9.7970e-003
tblVehicleEF	MHD	0.01	0.08
tblVehicleEF	MHD	0.22	0.03
tblVehicleEF	MHD	1.6070e-003	5.8400e-004
tblVehicleEF	MHD	0.01	8.8120e-003
tblVehicleEF	MHD	5.4600e-004	7.0000e-005
tblVehicleEF	MHD	1.7790e-003	7.9800e-004
tblVehicleEF	MHD	0.04	0.02

Merrill Commerce Center (Phase C Construction - Unmitigated) - San Bernardino-South Coast County, Annual

tblVehicleEF	MHD	0.03	0.02
tblVehicleEF	MHD	1.1090e-003	4.9600e-004
tblVehicleEF	MHD	0.03	0.01
tblVehicleEF	MHD	0.01	0.08
tblVehicleEF	MHD	0.24	0.04
tblVehicleEF	MHD	0.02	3.2040e-003
tblVehicleEF	MHD	2.2010e-003	9.6100e-004
tblVehicleEF	MHD	0.04	7.0350e-003
tblVehicleEF	MHD	0.40	0.39
tblVehicleEF	MHD	0.20	0.13
tblVehicleEF	MHD	3.62	0.74
tblVehicleEF	MHD	145.20	62.28
tblVehicleEF	MHD	1,094.62	924.73
tblVehicleEF	MHD	48.60	7.13
tblVehicleEF	MHD	0.40	0.35
tblVehicleEF	MHD	0.61	0.99
tblVehicleEF	MHD	9.8000e-005	2.4800e-004
tblVehicleEF	MHD	2.7670e-003	7.7130e-003
tblVehicleEF	MHD	6.4800e-004	8.3000e-005
tblVehicleEF	MHD	9.4000e-005	2.3700e-004
tblVehicleEF	MHD	2.6430e-003	7.3750e-003
tblVehicleEF	MHD	5.9600e-004	7.6000e-005
tblVehicleEF	MHD	9.3500e-004	4.2100e-004
tblVehicleEF	MHD	0.03	0.02
tblVehicleEF	MHD	0.02	0.02
tblVehicleEF	MHD	4.8700e-004	2.1800e-004
tblVehicleEF	MHD	0.03	9.7270e-003

Merrill Commerce Center (Phase C Construction - Unmitigated) - San Bernardino-South Coast County, Annual

tblVehicleEF	MHD	0.01	0.08
tblVehicleEF	MHD	0.22	0.04
tblVehicleEF	MHD	1.3960e-003	5.9100e-004
tblVehicleEF	MHD	0.01	8.8120e-003
tblVehicleEF	MHD	5.4900e-004	7.1000e-005
tblVehicleEF	MHD	9.3500e-004	4.2100e-004
tblVehicleEF	MHD	0.03	0.02
tblVehicleEF	MHD	0.03	0.02
tblVehicleEF	MHD	4.8700e-004	2.1800e-004
tblVehicleEF	MHD	0.03	0.01
tblVehicleEF	MHD	0.01	0.08
tblVehicleEF	MHD	0.25	0.04
tblVehicleEF	OBUS	0.01	8.9910e-003
tblVehicleEF	OBUS	5.5880e-003	5.0340e-003
tblVehicleEF	OBUS	0.02	0.02
tblVehicleEF	OBUS	0.24	0.52
tblVehicleEF	OBUS	0.37	0.59
tblVehicleEF	OBUS	5.06	2.45
tblVehicleEF	OBUS	67.58	67.60
tblVehicleEF	OBUS	1,116.49	1,365.08
tblVehicleEF	OBUS	69.55	20.25
tblVehicleEF	OBUS	0.13	0.25
tblVehicleEF	OBUS	0.43	0.85
tblVehicleEF	OBUS	1.2000e-005	8.5000e-005
tblVehicleEF	OBUS	2.0510e-003	6.3820e-003
tblVehicleEF	OBUS	9.6400e-004	2.3500e-004
tblVehicleEF	OBUS	1.1000e-005	8.1000e-005

Merrill Commerce Center (Phase C Construction - Unmitigated) - San Bernardino-South Coast County, Annual

tblVehicleEF	OBUS	1.9380e-003	6.0850e-003
tblVehicleEF	OBUS	8.8700e-004	2.1600e-004
tblVehicleEF	OBUS	1.8580e-003	2.6690e-003
tblVehicleEF	OBUS	0.02	0.03
tblVehicleEF	OBUS	0.03	0.05
tblVehicleEF	OBUS	8.2500e-004	1.1300e-003
tblVehicleEF	OBUS	0.03	0.03
tblVehicleEF	OBUS	0.05	0.32
tblVehicleEF	OBUS	0.32	0.12
tblVehicleEF	OBUS	6.5700e-004	6.4500e-004
tblVehicleEF	OBUS	0.01	0.01
tblVehicleEF	OBUS	7.8400e-004	2.0000e-004
tblVehicleEF	OBUS	1.8580e-003	2.6690e-003
tblVehicleEF	OBUS	0.02	0.03
tblVehicleEF	OBUS	0.04	0.06
tblVehicleEF	OBUS	8.2500e-004	1.1300e-003
tblVehicleEF	OBUS	0.03	0.04
tblVehicleEF	OBUS	0.05	0.32
tblVehicleEF	OBUS	0.35	0.13
tblVehicleEF	OBUS	0.01	9.0700e-003
tblVehicleEF	OBUS	5.7260e-003	5.1780e-003
tblVehicleEF	OBUS	0.02	0.02
tblVehicleEF	OBUS	0.24	0.52
tblVehicleEF	OBUS	0.38	0.60
tblVehicleEF	OBUS	4.64	2.25
tblVehicleEF	OBUS	70.58	66.89
tblVehicleEF	OBUS	1,116.49	1,365.10

Merrill Commerce Center (Phase C Construction - Unmitigated) - San Bernardino-South Coast County, Annual

tblVehicleEF	OBUS	69.55	19.90
tblVehicleEF	OBUS	0.13	0.24
tblVehicleEF	OBUS	0.40	0.78
tblVehicleEF	OBUS	1.0000e-005	7.5000e-005
tblVehicleEF	OBUS	2.0510e-003	6.3820e-003
tblVehicleEF	OBUS	9.6400e-004	2.3500e-004
tblVehicleEF	OBUS	1.0000e-005	7.2000e-005
tblVehicleEF	OBUS	1.9380e-003	6.0850e-003
tblVehicleEF	OBUS	8.8700e-004	2.1600e-004
tblVehicleEF	OBUS	3.5980e-003	5.1580e-003
tblVehicleEF	OBUS	0.02	0.03
tblVehicleEF	OBUS	0.03	0.05
tblVehicleEF	OBUS	1.8620e-003	2.5390e-003
tblVehicleEF	OBUS	0.03	0.03
tblVehicleEF	OBUS	0.05	0.32
tblVehicleEF	OBUS	0.30	0.11
tblVehicleEF	OBUS	6.8600e-004	6.3800e-004
tblVehicleEF	OBUS	0.01	0.01
tblVehicleEF	OBUS	7.7700e-004	1.9700e-004
tblVehicleEF	OBUS	3.5980e-003	5.1580e-003
tblVehicleEF	OBUS	0.02	0.03
tblVehicleEF	OBUS	0.04	0.07
tblVehicleEF	OBUS	1.8620e-003	2.5390e-003
tblVehicleEF	OBUS	0.04	0.04
tblVehicleEF	OBUS	0.05	0.32
tblVehicleEF	OBUS	0.33	0.12
tblVehicleEF	OBUS	0.01	8.9240e-003

Merrill Commerce Center (Phase C Construction - Unmitigated) - San Bernardino-South Coast County, Annual

tblVehicleEF	OBUS	5.6030e-003	5.0500e-003
tblVehicleEF	OBUS	0.02	0.02
tblVehicleEF	OBUS	0.25	0.52
tblVehicleEF	OBUS	0.37	0.59
tblVehicleEF	OBUS	5.03	2.43
tblVehicleEF	OBUS	63.44	68.58
tblVehicleEF	OBUS	1,116.49	1,365.08
tblVehicleEF	OBUS	69.55	20.22
tblVehicleEF	OBUS	0.12	0.27
tblVehicleEF	OBUS	0.42	0.83
tblVehicleEF	OBUS	1.4000e-005	9.8000e-005
tblVehicleEF	OBUS	2.0510e-003	6.3820e-003
tblVehicleEF	OBUS	9.6400e-004	2.3500e-004
tblVehicleEF	OBUS	1.4000e-005	9.4000e-005
tblVehicleEF	OBUS	1.9380e-003	6.0850e-003
tblVehicleEF	OBUS	8.8700e-004	2.1600e-004
tblVehicleEF	OBUS	1.8980e-003	2.7930e-003
tblVehicleEF	OBUS	0.02	0.03
tblVehicleEF	OBUS	0.03	0.05
tblVehicleEF	OBUS	8.1700e-004	1.1300e-003
tblVehicleEF	OBUS	0.03	0.03
tblVehicleEF	OBUS	0.05	0.34
tblVehicleEF	OBUS	0.31	0.12
tblVehicleEF	OBUS	6.1800e-004	6.5400e-004
tblVehicleEF	OBUS	0.01	0.01
tblVehicleEF	OBUS	7.8400e-004	2.0000e-004
tblVehicleEF	OBUS	1.8980e-003	2.7930e-003

Merrill Commerce Center (Phase C Construction - Unmitigated) - San Bernardino-South Coast County, Annual

tblVehicleEF	OBUS	0.02	0.03
tblVehicleEF	OBUS	0.04	0.06
tblVehicleEF	OBUS	8.1700e-004	1.1300e-003
tblVehicleEF	OBUS	0.03	0.04
tblVehicleEF	OBUS	0.05	0.34
tblVehicleEF	OBUS	0.34	0.13
tblVehicleEF	SBUS	0.82	0.05
tblVehicleEF	SBUS	7.8130e-003	5.3990e-003
tblVehicleEF	SBUS	0.06	4.5740e-003
tblVehicleEF	SBUS	6.12	2.19
tblVehicleEF	SBUS	0.49	0.47
tblVehicleEF	SBUS	5.01	0.59
tblVehicleEF	SBUS	1,203.07	329.54
tblVehicleEF	SBUS	1,105.95	1,067.20
tblVehicleEF	SBUS	41.30	3.57
tblVehicleEF	SBUS	8.58	2.94
tblVehicleEF	SBUS	3.25	4.02
tblVehicleEF	SBUS	6.6860e-003	2.6920e-003
tblVehicleEF	SBUS	0.01	0.01
tblVehicleEF	SBUS	0.02	0.02
tblVehicleEF	SBUS	6.3200e-004	3.8000e-005
tblVehicleEF	SBUS	6.3970e-003	2.5760e-003
tblVehicleEF	SBUS	2.7260e-003	2.7350e-003
tblVehicleEF	SBUS	0.02	0.02
tblVehicleEF	SBUS	5.8100e-004	3.5000e-005
tblVehicleEF	SBUS	3.1550e-003	8.0900e-004
tblVehicleEF	SBUS	0.02	6.0880e-003

Merrill Commerce Center (Phase C Construction - Unmitigated) - San Bernardino-South Coast County, Annual

tblVehicleEF	SBUS	0.72	0.23
tblVehicleEF	SBUS	1.5070e-003	4.0900e-004
tblVehicleEF	SBUS	0.09	0.08
tblVehicleEF	SBUS	9.7290e-003	0.04
tblVehicleEF	SBUS	0.26	0.03
tblVehicleEF	SBUS	0.01	3.1350e-003
tblVehicleEF	SBUS	0.01	0.01
tblVehicleEF	SBUS	5.0000e-004	3.5000e-005
tblVehicleEF	SBUS	3.1550e-003	8.0900e-004
tblVehicleEF	SBUS	0.02	6.0880e-003
tblVehicleEF	SBUS	1.04	0.32
tblVehicleEF	SBUS	1.5070e-003	4.0900e-004
tblVehicleEF	SBUS	0.11	0.09
tblVehicleEF	SBUS	9.7290e-003	0.04
tblVehicleEF	SBUS	0.29	0.03
tblVehicleEF	SBUS	0.82	0.05
tblVehicleEF	SBUS	7.9420e-003	5.4670e-003
tblVehicleEF	SBUS	0.05	3.7780e-003
tblVehicleEF	SBUS	6.01	2.16
tblVehicleEF	SBUS	0.50	0.47
tblVehicleEF	SBUS	3.43	0.42
tblVehicleEF	SBUS	1,262.44	335.12
tblVehicleEF	SBUS	1,105.95	1,067.21
tblVehicleEF	SBUS	41.30	3.27
tblVehicleEF	SBUS	8.85	2.98
tblVehicleEF	SBUS	3.05	3.77
tblVehicleEF	SBUS	5.6360e-003	2.2790e-003

Merrill Commerce Center (Phase C Construction - Unmitigated) - San Bernardino-South Coast County, Annual

tblVehicleEF	SBUS	0.01	0.01
tblVehicleEF	SBUS	0.02	0.02
tblVehicleEF	SBUS	6.3200e-004	3.8000e-005
tblVehicleEF	SBUS	5.3920e-003	2.1800e-003
tblVehicleEF	SBUS	2.7260e-003	2.7350e-003
tblVehicleEF	SBUS	0.02	0.02
tblVehicleEF	SBUS	5.8100e-004	3.5000e-005
tblVehicleEF	SBUS	5.9800e-003	1.4630e-003
tblVehicleEF	SBUS	0.02	6.3280e-003
tblVehicleEF	SBUS	0.72	0.23
tblVehicleEF	SBUS	3.2100e-003	7.8800e-004
tblVehicleEF	SBUS	0.09	0.08
tblVehicleEF	SBUS	8.8900e-003	0.03
tblVehicleEF	SBUS	0.21	0.02
tblVehicleEF	SBUS	0.01	3.1880e-003
tblVehicleEF	SBUS	0.01	0.01
tblVehicleEF	SBUS	4.7300e-004	3.2000e-005
tblVehicleEF	SBUS	5.9800e-003	1.4630e-003
tblVehicleEF	SBUS	0.02	6.3280e-003
tblVehicleEF	SBUS	1.04	0.32
tblVehicleEF	SBUS	3.2100e-003	7.8800e-004
tblVehicleEF	SBUS	0.11	0.09
tblVehicleEF	SBUS	8.8900e-003	0.03
tblVehicleEF	SBUS	0.24	0.02
tblVehicleEF	SBUS	0.82	0.05
tblVehicleEF	SBUS	7.8160e-003	5.3960e-003
tblVehicleEF	SBUS	0.06	4.6760e-003

Merrill Commerce Center (Phase C Construction - Unmitigated) - San Bernardino-South Coast County, Annual

tblVehicleEF	SBUS	6.28	2.24
tblVehicleEF	SBUS	0.49	0.46
tblVehicleEF	SBUS	5.06	0.61
tblVehicleEF	SBUS	1,121.07	321.84
tblVehicleEF	SBUS	1,105.95	1,067.20
tblVehicleEF	SBUS	41.30	3.59
tblVehicleEF	SBUS	8.20	2.88
tblVehicleEF	SBUS	3.20	3.96
tblVehicleEF	SBUS	8.1350e-003	3.2630e-003
tblVehicleEF	SBUS	0.01	0.01
tblVehicleEF	SBUS	0.02	0.02
tblVehicleEF	SBUS	6.3200e-004	3.8000e-005
tblVehicleEF	SBUS	7.7830e-003	3.1220e-003
tblVehicleEF	SBUS	2.7260e-003	2.7350e-003
tblVehicleEF	SBUS	0.02	0.02
tblVehicleEF	SBUS	5.8100e-004	3.5000e-005
tblVehicleEF	SBUS	3.0260e-003	7.5100e-004
tblVehicleEF	SBUS	0.02	6.2180e-003
tblVehicleEF	SBUS	0.73	0.23
tblVehicleEF	SBUS	1.4810e-003	4.0900e-004
tblVehicleEF	SBUS	0.09	0.08
tblVehicleEF	SBUS	0.01	0.04
tblVehicleEF	SBUS	0.27	0.03
tblVehicleEF	SBUS	0.01	3.0620e-003
tblVehicleEF	SBUS	0.01	0.01
tblVehicleEF	SBUS	5.0000e-004	3.6000e-005
tblVehicleEF	SBUS	3.0260e-003	7.5100e-004

Merrill Commerce Center (Phase C Construction - Unmitigated) - San Bernardino-South Coast County, Annual

tblVehicleEF	SBUS	0.02	6.2180e-003
tblVehicleEF	SBUS	1.05	0.32
tblVehicleEF	SBUS	1.4810e-003	4.0900e-004
tblVehicleEF	SBUS	0.11	0.09
tblVehicleEF	SBUS	0.01	0.04
tblVehicleEF	SBUS	0.29	0.03
tblVehicleEF	UBUS	1.45	4.21
tblVehicleEF	UBUS	0.08	0.02
tblVehicleEF	UBUS	7.26	32.80
tblVehicleEF	UBUS	12.29	1.40
tblVehicleEF	UBUS	1,786.94	1,717.18
tblVehicleEF	UBUS	140.81	16.38
tblVehicleEF	UBUS	3.74	0.36
tblVehicleEF	UBUS	0.51	0.08
tblVehicleEF	UBUS	0.01	0.03
tblVehicleEF	UBUS	0.04	2.7210e-003
tblVehicleEF	UBUS	1.4740e-003	2.1500e-004
tblVehicleEF	UBUS	0.22	0.03
tblVehicleEF	UBUS	3.0000e-003	6.3130e-003
tblVehicleEF	UBUS	0.04	2.5860e-003
tblVehicleEF	UBUS	1.3550e-003	1.9700e-004
tblVehicleEF	UBUS	6.8450e-003	1.9240e-003
tblVehicleEF	UBUS	0.09	0.01
tblVehicleEF	UBUS	3.4980e-003	8.4100e-004
tblVehicleEF	UBUS	0.36	0.06
tblVehicleEF	UBUS	0.02	0.05
tblVehicleEF	UBUS	1.04	0.07

Merrill Commerce Center (Phase C Construction - Unmitigated) - San Bernardino-South Coast County, Annual

tblVehicleEF	UBUS	9.2910e-003	3.7330e-003
tblVehicleEF	UBUS	1.6330e-003	1.6200e-004
tblVehicleEF	UBUS	6.8450e-003	1.9240e-003
tblVehicleEF	UBUS	0.09	0.01
tblVehicleEF	UBUS	3.4980e-003	8.4100e-004
tblVehicleEF	UBUS	1.85	4.30
tblVehicleEF	UBUS	0.02	0.05
tblVehicleEF	UBUS	1.13	0.08
tblVehicleEF	UBUS	1.45	4.21
tblVehicleEF	UBUS	0.07	0.02
tblVehicleEF	UBUS	7.32	32.80
tblVehicleEF	UBUS	10.15	1.15
tblVehicleEF	UBUS	1,786.94	1,717.18
tblVehicleEF	UBUS	140.81	15.96
tblVehicleEF	UBUS	3.47	0.36
tblVehicleEF	UBUS	0.51	0.08
tblVehicleEF	UBUS	0.01	0.03
tblVehicleEF	UBUS	0.04	2.7210e-003
tblVehicleEF	UBUS	1.4740e-003	2.1500e-004
tblVehicleEF	UBUS	0.22	0.03
tblVehicleEF	UBUS	3.0000e-003	6.3130e-003
tblVehicleEF	UBUS	0.04	2.5860e-003
tblVehicleEF	UBUS	1.3550e-003	1.9700e-004
tblVehicleEF	UBUS	0.01	3.6430e-003
tblVehicleEF	UBUS	0.11	0.01
tblVehicleEF	UBUS	8.0770e-003	1.8680e-003
tblVehicleEF	UBUS	0.36	0.06

Merrill Commerce Center (Phase C Construction - Unmitigated) - San Bernardino-South Coast County, Annual

tblVehicleEF	UBUS	0.02	0.05
tblVehicleEF	UBUS	0.93	0.06
tblVehicleEF	UBUS	9.2920e-003	3.7330e-003
tblVehicleEF	UBUS	1.5960e-003	1.5800e-004
tblVehicleEF	UBUS	0.01	3.6430e-003
tblVehicleEF	UBUS	0.11	0.01
tblVehicleEF	UBUS	8.0770e-003	1.8680e-003
tblVehicleEF	UBUS	1.85	4.30
tblVehicleEF	UBUS	0.02	0.05
tblVehicleEF	UBUS	1.02	0.07
tblVehicleEF	UBUS	1.45	4.21
tblVehicleEF	UBUS	0.08	0.02
tblVehicleEF	UBUS	7.27	32.80
tblVehicleEF	UBUS	11.92	1.37
tblVehicleEF	UBUS	1,786.94	1,717.18
tblVehicleEF	UBUS	140.81	16.32
tblVehicleEF	UBUS	3.67	0.36
tblVehicleEF	UBUS	0.51	0.08
tblVehicleEF	UBUS	0.01	0.03
tblVehicleEF	UBUS	0.04	2.7210e-003
tblVehicleEF	UBUS	1.4740e-003	2.1500e-004
tblVehicleEF	UBUS	0.22	0.03
tblVehicleEF	UBUS	3.0000e-003	6.3130e-003
tblVehicleEF	UBUS	0.04	2.5860e-003
tblVehicleEF	UBUS	1.3550e-003	1.9700e-004
tblVehicleEF	UBUS	7.5030e-003	1.9560e-003
tblVehicleEF	UBUS	0.11	0.01

Merrill Commerce Center (Phase C Construction - Unmitigated) - San Bernardino-South Coast County, Annual

tblVehicleEF	UBUS	3.5680e-003	8.2800e-004
tblVehicleEF	UBUS	0.36	0.06
tblVehicleEF	UBUS	0.03	0.05
tblVehicleEF	UBUS	1.02	0.07
tblVehicleEF	UBUS	9.2910e-003	3.7330e-003
tblVehicleEF	UBUS	1.6260e-003	1.6200e-004
tblVehicleEF	UBUS	7.5030e-003	1.9560e-003
tblVehicleEF	UBUS	0.11	0.01
tblVehicleEF	UBUS	3.5680e-003	8.2800e-004
tblVehicleEF	UBUS	1.85	4.30
tblVehicleEF	UBUS	0.03	0.05
tblVehicleEF	UBUS	1.12	0.07
tblVehicleTrips	CC_TL	8.40	0.00
tblVehicleTrips	CC_TL	8.40	0.00
tblVehicleTrips	CC_TTP	28.00	0.00
tblVehicleTrips	CNW_TL	6.90	0.00
tblVehicleTrips	CNW_TL	6.90	0.00
tblVehicleTrips	CNW_TTP	13.00	0.00
tblVehicleTrips	CW_TL	16.60	0.00
tblVehicleTrips	CW_TL	16.60	0.00
tblVehicleTrips	CW_TTP	59.00	0.00
tblVehicleTrips	DV_TP	19.00	0.00
tblVehicleTrips	PB_TP	2.00	0.00
tblVehicleTrips	PR_TP	79.00	0.00
tblVehicleTrips	ST_TR	2.49	0.00
tblVehicleTrips	SU_TR	0.73	0.00
tblVehicleTrips	WD_TR	6.83	0.00

Merrill Commerce Center (Phase C Construction - Unmitigated) - San Bernardino-South Coast County, Annual

tblWater	IndoorWaterUseRate	333,231,250.00	0.00
----------	--------------------	----------------	------

2.0 Emissions Summary

2.1 Overall Construction

Unmitigated Construction

	ROG	NOx	CO	SO2	Fugitive PM10	Exhaust PM10	PM10 Total	Fugitive PM2.5	Exhaust PM2.5	PM2.5 Total	Bio- CO2	NBio- CO2	Total CO2	CH4	N2O	CO2e
Year	tons/yr										MT/yr					
2025	3.2700e-003	0.0305	0.0301	7.0000e-005	4.2700e-003	1.2800e-003	5.5600e-003	8.3000e-004	1.1900e-003	2.0200e-003	0.0000	6.0827	6.0827	1.4700e-003	0.0000	6.1194
2026	3.9638	5.1496	4.7523	0.0174	1.3737	0.1554	1.5291	0.4595	0.1442	0.6036	0.0000	1,579.5275	1,579.5275	0.2235	0.0000	1,585.1149
Maximum	3.9638	5.1496	4.7523	0.0174	1.3737	0.1554	1.5291	0.4595	0.1442	0.6036	0.0000	1,579.5275	1,579.5275	0.2235	0.0000	1,585.1149

Mitigated Construction

	ROG	NOx	CO	SO2	Fugitive PM10	Exhaust PM10	PM10 Total	Fugitive PM2.5	Exhaust PM2.5	PM2.5 Total	Bio- CO2	NBio- CO2	Total CO2	CH4	N2O	CO2e
Year	tons/yr										MT/yr					
2025	3.2700e-003	0.0305	0.0301	7.0000e-005	2.7500e-003	1.2800e-003	4.0400e-003	6.0000e-004	1.1900e-003	1.7900e-003	0.0000	6.0827	6.0827	1.4700e-003	0.0000	6.1194
2026	3.9638	5.1496	4.7523	0.0174	1.0042	0.1554	1.1596	0.3054	0.1442	0.4496	0.0000	1,579.5267	1,579.5267	0.2235	0.0000	1,585.1141
Maximum	3.9638	5.1496	4.7523	0.0174	1.0042	0.1554	1.1596	0.3054	0.1442	0.4496	0.0000	1,579.5267	1,579.5267	0.2235	0.0000	1,585.1141

Merrill Commerce Center (Phase C Construction - Unmitigated) - San Bernardino-South Coast County, Annual

	ROG	NOx	CO	SO2	Fugitive PM10	Exhaust PM10	PM10 Total	Fugitive PM2.5	Exhaust PM2.5	PM2.5 Total	Bio- CO2	NBio-CO2	Total CO2	CH4	N2O	CO2e
Percent Reduction	0.00	0.00	0.00	0.00	26.92	0.00	24.17	33.52	0.00	25.48	0.00	0.00	0.00	0.00	0.00	0.00

Quarter	Start Date	End Date	Maximum Unmitigated ROG + NOX (tons/quarter)	Maximum Mitigated ROG + NOX (tons/quarter)
1	12-27-2025	3-26-2026	1.0044	1.0044
2	3-27-2026	6-26-2026	1.3043	1.3043
3	6-27-2026	9-26-2026	2.0024	2.0024
4	9-27-2026	9-30-2026	0.2118	0.2118
		Highest	2.0024	2.0024

2.2 Overall Operational

Unmitigated Operational

	ROG	NOx	CO	SO2	Fugitive PM10	Exhaust PM10	PM10 Total	Fugitive PM2.5	Exhaust PM2.5	PM2.5 Total	Bio- CO2	NBio- CO2	Total CO2	CH4	N2O	CO2e
Category	tons/yr										MT/yr					
Area	5.8921	1.7000e-004	0.0184	0.0000		7.0000e-005	7.0000e-005		7.0000e-005	7.0000e-005	0.0000	0.0359	0.0359	9.0000e-005	0.0000	0.0382
Energy	0.0000	0.0000	0.0000	0.0000		0.0000	0.0000		0.0000	0.0000	0.0000	0.0000	0.0000	0.0000	0.0000	0.0000
Mobile	0.0000	0.0000	0.0000	0.0000	0.0000	0.0000	0.0000	0.0000	0.0000	0.0000	0.0000	0.0000	0.0000	0.0000	0.0000	0.0000
Waste						0.0000	0.0000		0.0000	0.0000	0.0000	0.0000	0.0000	0.0000	0.0000	0.0000
Water						0.0000	0.0000		0.0000	0.0000	0.0000	0.0000	0.0000	0.0000	0.0000	0.0000
Total	5.8921	1.7000e-004	0.0184	0.0000	0.0000	7.0000e-005	7.0000e-005	0.0000	7.0000e-005	7.0000e-005	0.0000	0.0359	0.0359	9.0000e-005	0.0000	0.0382

Merrill Commerce Center (Phase C Construction - Unmitigated) - San Bernardino-South Coast County, Annual

2.2 Overall Operational**Mitigated Operational**

	ROG	NOx	CO	SO2	Fugitive PM10	Exhaust PM10	PM10 Total	Fugitive PM2.5	Exhaust PM2.5	PM2.5 Total	Bio- CO2	NBio- CO2	Total CO2	CH4	N2O	CO2e
Category	tons/yr										MT/yr					
Area	5.8921	1.7000e-004	0.0184	0.0000		7.0000e-005	7.0000e-005		7.0000e-005	7.0000e-005	0.0000	0.0359	0.0359	9.0000e-005	0.0000	0.0382
Energy	0.0000	0.0000	0.0000	0.0000		0.0000	0.0000		0.0000	0.0000	0.0000	0.0000	0.0000	0.0000	0.0000	0.0000
Mobile	0.0000	0.0000	0.0000	0.0000	0.0000	0.0000	0.0000	0.0000	0.0000	0.0000	0.0000	0.0000	0.0000	0.0000	0.0000	0.0000
Waste						0.0000	0.0000		0.0000	0.0000	0.0000	0.0000	0.0000	0.0000	0.0000	0.0000
Water						0.0000	0.0000		0.0000	0.0000	0.0000	0.0000	0.0000	0.0000	0.0000	0.0000
Total	5.8921	1.7000e-004	0.0184	0.0000	0.0000	7.0000e-005	7.0000e-005	0.0000	7.0000e-005	7.0000e-005	0.0000	0.0359	0.0359	9.0000e-005	0.0000	0.0382

	ROG	NOx	CO	SO2	Fugitive PM10	Exhaust PM10	PM10 Total	Fugitive PM2.5	Exhaust PM2.5	PM2.5 Total	Bio- CO2	NBio-CO2	Total CO2	CH4	N2O	CO2e
Percent Reduction	0.00	0.00	0.00	0.00	0.00	0.00	0.00	0.00	0.00	0.00	0.00	0.00	0.00	0.00	0.00	0.00

3.0 Construction Detail**Construction Phase**

Merrill Commerce Center (Phase C Construction - Unmitigated) - San Bernardino-South Coast County, Annual

Phase Number	Phase Name	Phase Type	Start Date	End Date	Num Days Week	Num Days	Phase Description
1	Demolition	Demolition	12/27/2025	2/6/2026	5	30	
2	Site Preparation	Site Preparation	2/7/2026	3/20/2026	5	30	
3	Grading	Grading	3/21/2026	5/29/2026	5	50	
4	Building Construction	Building Construction	5/30/2026	12/25/2026	5	150	
5	Paving	Paving	9/14/2026	12/25/2026	5	75	
6	Architectural Coating	Architectural Coating	9/14/2026	12/25/2026	5	75	

Acres of Grading (Site Preparation Phase): 105

Acres of Grading (Grading Phase): 200

Acres of Paving: 4.5

Residential Indoor: 0; Residential Outdoor: 0; Non-Residential Indoor: 2,161,500; Non-Residential Outdoor: 720,500; Striped Parking Area: 11,761 (Architectural Coating – sqft)

OffRoad Equipment

Merrill Commerce Center (Phase C Construction - Unmitigated) - San Bernardino-South Coast County, Annual

Phase Name	Offroad Equipment Type	Amount	Usage Hours	Horse Power	Load Factor
Demolition	Concrete/Industrial Saws	1	8.00	81	0.73
Demolition	Excavators	3	8.00	158	0.38
Demolition	Rubber Tired Dozers	2	8.00	247	0.40
Site Preparation	Crawler Tractors	4	8.00	212	0.43
Site Preparation	Rubber Tired Dozers	3	8.00	247	0.40
Site Preparation	Tractors/Loaders/Backhoes	0	8.00	97	0.37
Grading	Crawler Tractors	2	8.00	212	0.43
Grading	Excavators	2	8.00	158	0.38
Grading	Graders	1	8.00	187	0.41
Grading	Rubber Tired Dozers	1	8.00	247	0.40
Grading	Scrapers	2	8.00	367	0.48
Grading	Tractors/Loaders/Backhoes	0	8.00	97	0.37
Building Construction	Cranes	1	8.00	231	0.29
Building Construction	Crawler Tractors	3	8.00	212	0.43
Building Construction	Forklifts	3	8.00	89	0.20
Building Construction	Generator Sets	1	8.00	84	0.74
Building Construction	Tractors/Loaders/Backhoes	0	8.00	97	0.37
Building Construction	Welders	1	8.00	46	0.45
Paving	Pavers	2	8.00	130	0.42
Paving	Paving Equipment	2	8.00	132	0.36
Paving	Rollers	2	8.00	80	0.38
Architectural Coating	Air Compressors	1	8.00	78	0.48

Trips and VMT

Merrill Commerce Center (Phase C Construction - Unmitigated) - San Bernardino-South Coast County, Annual

Phase Name	Offroad Equipment Count	Worker Trip Number	Vendor Trip Number	Hauling Trip Number	Worker Trip Length	Vendor Trip Length	Hauling Trip Length	Worker Vehicle Class	Vendor Vehicle Class	Hauling Vehicle Class
Demolition	6	15.00	0.00	230.00	14.70	6.90	20.00	LD_Mix	HDT_Mix	HHDT
Site Preparation	7	18.00	0.00	0.00	14.70	6.90	20.00	LD_Mix	HDT_Mix	HHDT
Grading	8	20.00	0.00	0.00	14.70	6.90	20.00	LD_Mix	HDT_Mix	HHDT
Building Construction	9	688.00	268.00	0.00	14.70	6.90	20.00	LD_Mix	HDT_Mix	HHDT
Paving	6	15.00	0.00	0.00	14.70	6.90	20.00	LD_Mix	HDT_Mix	HHDT
Architectural Coating	1	138.00	0.00	0.00	14.70	6.90	20.00	LD_Mix	HDT_Mix	HHDT

3.1 Mitigation Measures Construction

Water Exposed Area

3.2 Demolition - 2025

Unmitigated Construction On-Site

	ROG	NOx	CO	SO2	Fugitive PM10	Exhaust PM10	PM10 Total	Fugitive PM2.5	Exhaust PM2.5	PM2.5 Total	Bio- CO2	NBio- CO2	Total CO2	CH4	N2O	CO2e
Category	tons/yr										MT/yr					
Fugitive Dust					2.4900e-003	0.0000	2.4900e-003	3.8000e-004	0.0000	3.8000e-004	0.0000	0.0000	0.0000	0.0000	0.0000	0.0000
Off-Road	3.1400e-003	0.0288	0.0291	6.0000e-005		1.2800e-003	1.2800e-003		1.1900e-003	1.1900e-003	0.0000	5.0997	5.0997	1.4200e-003	0.0000	5.1353
Total	3.1400e-003	0.0288	0.0291	6.0000e-005	2.4900e-003	1.2800e-003	3.7700e-003	3.8000e-004	1.1900e-003	1.5700e-003	0.0000	5.0997	5.0997	1.4200e-003	0.0000	5.1353

Merrill Commerce Center (Phase C Construction - Unmitigated) - San Bernardino-South Coast County, Annual

3.2 Demolition - 2025**Unmitigated Construction Off-Site**

	ROG	NOx	CO	SO2	Fugitive PM10	Exhaust PM10	PM10 Total	Fugitive PM2.5	Exhaust PM2.5	PM2.5 Total	Bio- CO2	NBio- CO2	Total CO2	CH4	N2O	CO2e
Category	tons/yr										MT/yr					
Hauling	5.0000e-005	1.6100e-003	3.7000e-004	1.0000e-005	1.5400e-003	0.0000	1.5400e-003	3.8000e-004	0.0000	3.9000e-004	0.0000	0.8066	0.8066	4.0000e-005	0.0000	0.8076
Vendor	0.0000	0.0000	0.0000	0.0000	0.0000	0.0000	0.0000	0.0000	0.0000	0.0000	0.0000	0.0000	0.0000	0.0000	0.0000	0.0000
Worker	8.0000e-005	5.0000e-005	5.8000e-004	0.0000	2.5000e-004	0.0000	2.5000e-004	7.0000e-005	0.0000	7.0000e-005	0.0000	0.1765	0.1765	0.0000	0.0000	0.1766
Total	1.3000e-004	1.6600e-003	9.5000e-004	1.0000e-005	1.7900e-003	0.0000	1.7900e-003	4.5000e-004	0.0000	4.6000e-004	0.0000	0.9831	0.9831	4.0000e-005	0.0000	0.9841

Mitigated Construction On-Site

	ROG	NOx	CO	SO2	Fugitive PM10	Exhaust PM10	PM10 Total	Fugitive PM2.5	Exhaust PM2.5	PM2.5 Total	Bio- CO2	NBio- CO2	Total CO2	CH4	N2O	CO2e
Category	tons/yr										MT/yr					
Fugitive Dust					9.7000e-004	0.0000	9.7000e-004	1.5000e-004	0.0000	1.5000e-004	0.0000	0.0000	0.0000	0.0000	0.0000	0.0000
Off-Road	3.1400e-003	0.0288	0.0291	6.0000e-005		1.2800e-003	1.2800e-003		1.1900e-003	1.1900e-003	0.0000	5.0996	5.0996	1.4200e-003	0.0000	5.1352
Total	3.1400e-003	0.0288	0.0291	6.0000e-005	9.7000e-004	1.2800e-003	2.2500e-003	1.5000e-004	1.1900e-003	1.3400e-003	0.0000	5.0996	5.0996	1.4200e-003	0.0000	5.1352

Merrill Commerce Center (Phase C Construction - Unmitigated) - San Bernardino-South Coast County, Annual

3.2 Demolition - 2025**Mitigated Construction Off-Site**

	ROG	NOx	CO	SO2	Fugitive PM10	Exhaust PM10	PM10 Total	Fugitive PM2.5	Exhaust PM2.5	PM2.5 Total	Bio- CO2	NBio- CO2	Total CO2	CH4	N2O	CO2e
Category	tons/yr										MT/yr					
Hauling	5.0000e-005	1.6100e-003	3.7000e-004	1.0000e-005	1.5400e-003	0.0000	1.5400e-003	3.8000e-004	0.0000	3.9000e-004	0.0000	0.8066	0.8066	4.0000e-005	0.0000	0.8076
Vendor	0.0000	0.0000	0.0000	0.0000	0.0000	0.0000	0.0000	0.0000	0.0000	0.0000	0.0000	0.0000	0.0000	0.0000	0.0000	0.0000
Worker	8.0000e-005	5.0000e-005	5.8000e-004	0.0000	2.5000e-004	0.0000	2.5000e-004	7.0000e-005	0.0000	7.0000e-005	0.0000	0.1765	0.1765	0.0000	0.0000	0.1766
Total	1.3000e-004	1.6600e-003	9.5000e-004	1.0000e-005	1.7900e-003	0.0000	1.7900e-003	4.5000e-004	0.0000	4.6000e-004	0.0000	0.9831	0.9831	4.0000e-005	0.0000	0.9841

3.2 Demolition - 2026**Unmitigated Construction On-Site**

	ROG	NOx	CO	SO2	Fugitive PM10	Exhaust PM10	PM10 Total	Fugitive PM2.5	Exhaust PM2.5	PM2.5 Total	Bio- CO2	NBio- CO2	Total CO2	CH4	N2O	CO2e
Category	tons/yr										MT/yr					
Fugitive Dust					0.0224	0.0000	0.0224	3.4000e-003	0.0000	3.4000e-003	0.0000	0.0000	0.0000	0.0000	0.0000	0.0000
Off-Road	0.0283	0.2592	0.2622	5.2000e-004		0.0115	0.0115		0.0107	0.0107	0.0000	45.8968	45.8968	0.0128	0.0000	46.2172
Total	0.0283	0.2592	0.2622	5.2000e-004	0.0224	0.0115	0.0339	3.4000e-003	0.0107	0.0141	0.0000	45.8968	45.8968	0.0128	0.0000	46.2172

Merrill Commerce Center (Phase C Construction - Unmitigated) - San Bernardino-South Coast County, Annual

3.2 Demolition - 2026**Unmitigated Construction Off-Site**

	ROG	NOx	CO	SO2	Fugitive PM10	Exhaust PM10	PM10 Total	Fugitive PM2.5	Exhaust PM2.5	PM2.5 Total	Bio- CO2	NBio- CO2	Total CO2	CH4	N2O	CO2e
Category	tons/yr										MT/yr					
Hauling	4.1000e-004	0.0143	3.2900e-003	7.0000e-005	1.9300e-003	2.0000e-005	1.9500e-003	5.3000e-004	2.0000e-005	5.5000e-004	0.0000	7.2213	7.2213	3.5000e-004	0.0000	7.2302
Vendor	0.0000	0.0000	0.0000	0.0000	0.0000	0.0000	0.0000	0.0000	0.0000	0.0000	0.0000	0.0000	0.0000	0.0000	0.0000	0.0000
Worker	6.9000e-004	4.3000e-004	4.8500e-003	2.0000e-005	2.2200e-003	1.0000e-005	2.2300e-003	5.9000e-004	1.0000e-005	6.0000e-004	0.0000	1.5307	1.5307	3.0000e-005	0.0000	1.5315
Total	1.1000e-003	0.0148	8.1400e-003	9.0000e-005	4.1500e-003	3.0000e-005	4.1800e-003	1.1200e-003	3.0000e-005	1.1500e-003	0.0000	8.7520	8.7520	3.8000e-004	0.0000	8.7617

Mitigated Construction On-Site

	ROG	NOx	CO	SO2	Fugitive PM10	Exhaust PM10	PM10 Total	Fugitive PM2.5	Exhaust PM2.5	PM2.5 Total	Bio- CO2	NBio- CO2	Total CO2	CH4	N2O	CO2e
Category	tons/yr										MT/yr					
Fugitive Dust					8.7500e-003	0.0000	8.7500e-003	1.3200e-003	0.0000	1.3200e-003	0.0000	0.0000	0.0000	0.0000	0.0000	0.0000
Off-Road	0.0283	0.2592	0.2622	5.2000e-004		0.0115	0.0115		0.0107	0.0107	0.0000	45.8968	45.8968	0.0128	0.0000	46.2172
Total	0.0283	0.2592	0.2622	5.2000e-004	8.7500e-003	0.0115	0.0203	1.3200e-003	0.0107	0.0120	0.0000	45.8968	45.8968	0.0128	0.0000	46.2172

Merrill Commerce Center (Phase C Construction - Unmitigated) - San Bernardino-South Coast County, Annual

3.2 Demolition - 2026**Mitigated Construction Off-Site**

	ROG	NOx	CO	SO2	Fugitive PM10	Exhaust PM10	PM10 Total	Fugitive PM2.5	Exhaust PM2.5	PM2.5 Total	Bio- CO2	NBio- CO2	Total CO2	CH4	N2O	CO2e
Category	tons/yr										MT/yr					
Hauling	4.1000e-004	0.0143	3.2900e-003	7.0000e-005	1.9300e-003	2.0000e-005	1.9500e-003	5.3000e-004	2.0000e-005	5.5000e-004	0.0000	7.2213	7.2213	3.5000e-004	0.0000	7.2302
Vendor	0.0000	0.0000	0.0000	0.0000	0.0000	0.0000	0.0000	0.0000	0.0000	0.0000	0.0000	0.0000	0.0000	0.0000	0.0000	0.0000
Worker	6.9000e-004	4.3000e-004	4.8500e-003	2.0000e-005	2.2200e-003	1.0000e-005	2.2300e-003	5.9000e-004	1.0000e-005	6.0000e-004	0.0000	1.5307	1.5307	3.0000e-005	0.0000	1.5315
Total	1.1000e-003	0.0148	8.1400e-003	9.0000e-005	4.1500e-003	3.0000e-005	4.1800e-003	1.1200e-003	3.0000e-005	1.1500e-003	0.0000	8.7520	8.7520	3.8000e-004	0.0000	8.7617

3.3 Site Preparation - 2026**Unmitigated Construction On-Site**

	ROG	NOx	CO	SO2	Fugitive PM10	Exhaust PM10	PM10 Total	Fugitive PM2.5	Exhaust PM2.5	PM2.5 Total	Bio- CO2	NBio- CO2	Total CO2	CH4	N2O	CO2e
Category	tons/yr										MT/yr					
Fugitive Dust					0.3267	0.0000	0.3267	0.1550	0.0000	0.1550	0.0000	0.0000	0.0000	0.0000	0.0000	0.0000
Off-Road	0.0516	0.5359	0.2611	8.5000e-004		0.0223	0.0223		0.0205	0.0205	0.0000	75.0326	75.0326	0.0243	0.0000	75.6393
Total	0.0516	0.5359	0.2611	8.5000e-004	0.3267	0.0223	0.3490	0.1550	0.0205	0.1755	0.0000	75.0326	75.0326	0.0243	0.0000	75.6393

Merrill Commerce Center (Phase C Construction - Unmitigated) - San Bernardino-South Coast County, Annual

3.3 Site Preparation - 2026**Unmitigated Construction Off-Site**

	ROG	NOx	CO	SO2	Fugitive PM10	Exhaust PM10	PM10 Total	Fugitive PM2.5	Exhaust PM2.5	PM2.5 Total	Bio- CO2	NBio- CO2	Total CO2	CH4	N2O	CO2e
Category	tons/yr										MT/yr					
Hauling	0.0000	0.0000	0.0000	0.0000	0.0000	0.0000	0.0000	0.0000	0.0000	0.0000	0.0000	0.0000	0.0000	0.0000	0.0000	0.0000
Vendor	0.0000	0.0000	0.0000	0.0000	0.0000	0.0000	0.0000	0.0000	0.0000	0.0000	0.0000	0.0000	0.0000	0.0000	0.0000	0.0000
Worker	9.2000e-004	5.7000e-004	6.4600e-003	2.0000e-005	2.9600e-003	2.0000e-005	2.9800e-003	7.9000e-004	2.0000e-005	8.0000e-004	0.0000	2.0410	2.0410	4.0000e-005	0.0000	2.0420
Total	9.2000e-004	5.7000e-004	6.4600e-003	2.0000e-005	2.9600e-003	2.0000e-005	2.9800e-003	7.9000e-004	2.0000e-005	8.0000e-004	0.0000	2.0410	2.0410	4.0000e-005	0.0000	2.0420

Mitigated Construction On-Site

	ROG	NOx	CO	SO2	Fugitive PM10	Exhaust PM10	PM10 Total	Fugitive PM2.5	Exhaust PM2.5	PM2.5 Total	Bio- CO2	NBio- CO2	Total CO2	CH4	N2O	CO2e
Category	tons/yr										MT/yr					
Fugitive Dust					0.1274	0.0000	0.1274	0.0604	0.0000	0.0604	0.0000	0.0000	0.0000	0.0000	0.0000	0.0000
Off-Road	0.0516	0.5359	0.2611	8.5000e-004		0.0223	0.0223		0.0205	0.0205	0.0000	75.0325	75.0325	0.0243	0.0000	75.6392
Total	0.0516	0.5359	0.2611	8.5000e-004	0.1274	0.0223	0.1497	0.0604	0.0205	0.0810	0.0000	75.0325	75.0325	0.0243	0.0000	75.6392

Merrill Commerce Center (Phase C Construction - Unmitigated) - San Bernardino-South Coast County, Annual

3.3 Site Preparation - 2026**Mitigated Construction Off-Site**

	ROG	NOx	CO	SO2	Fugitive PM10	Exhaust PM10	PM10 Total	Fugitive PM2.5	Exhaust PM2.5	PM2.5 Total	Bio- CO2	NBio- CO2	Total CO2	CH4	N2O	CO2e
Category	tons/yr										MT/yr					
Hauling	0.0000	0.0000	0.0000	0.0000	0.0000	0.0000	0.0000	0.0000	0.0000	0.0000	0.0000	0.0000	0.0000	0.0000	0.0000	0.0000
Vendor	0.0000	0.0000	0.0000	0.0000	0.0000	0.0000	0.0000	0.0000	0.0000	0.0000	0.0000	0.0000	0.0000	0.0000	0.0000	0.0000
Worker	9.2000e-004	5.7000e-004	6.4600e-003	2.0000e-005	2.9600e-003	2.0000e-005	2.9800e-003	7.9000e-004	2.0000e-005	8.0000e-004	0.0000	2.0410	2.0410	4.0000e-005	0.0000	2.0420
Total	9.2000e-004	5.7000e-004	6.4600e-003	2.0000e-005	2.9600e-003	2.0000e-005	2.9800e-003	7.9000e-004	2.0000e-005	8.0000e-004	0.0000	2.0410	2.0410	4.0000e-005	0.0000	2.0420

3.4 Grading - 2026**Unmitigated Construction On-Site**

	ROG	NOx	CO	SO2	Fugitive PM10	Exhaust PM10	PM10 Total	Fugitive PM2.5	Exhaust PM2.5	PM2.5 Total	Bio- CO2	NBio- CO2	Total CO2	CH4	N2O	CO2e
Category	tons/yr										MT/yr					
Fugitive Dust					0.2566	0.0000	0.2566	0.0942	0.0000	0.0942	0.0000	0.0000	0.0000	0.0000	0.0000	0.0000
Off-Road	0.0846	0.8297	0.6520	1.7900e-003		0.0333	0.0333		0.0306	0.0306	0.0000	156.9590	156.9590	0.0508	0.0000	158.2281
Total	0.0846	0.8297	0.6520	1.7900e-003	0.2566	0.0333	0.2899	0.0942	0.0306	0.1248	0.0000	156.9590	156.9590	0.0508	0.0000	158.2281

Merrill Commerce Center (Phase C Construction - Unmitigated) - San Bernardino-South Coast County, Annual

3.4 Grading - 2026**Unmitigated Construction Off-Site**

	ROG	NOx	CO	SO2	Fugitive PM10	Exhaust PM10	PM10 Total	Fugitive PM2.5	Exhaust PM2.5	PM2.5 Total	Bio- CO2	NBio- CO2	Total CO2	CH4	N2O	CO2e
Category	tons/yr										MT/yr					
Hauling	0.0000	0.0000	0.0000	0.0000	0.0000	0.0000	0.0000	0.0000	0.0000	0.0000	0.0000	0.0000	0.0000	0.0000	0.0000	0.0000
Vendor	0.0000	0.0000	0.0000	0.0000	0.0000	0.0000	0.0000	0.0000	0.0000	0.0000	0.0000	0.0000	0.0000	0.0000	0.0000	0.0000
Worker	1.7000e-003	1.0600e-003	0.0120	4.0000e-005	5.4800e-003	3.0000e-005	5.5100e-003	1.4600e-003	3.0000e-005	1.4900e-003	0.0000	3.7796	3.7796	8.0000e-005	0.0000	3.7815
Total	1.7000e-003	1.0600e-003	0.0120	4.0000e-005	5.4800e-003	3.0000e-005	5.5100e-003	1.4600e-003	3.0000e-005	1.4900e-003	0.0000	3.7796	3.7796	8.0000e-005	0.0000	3.7815

Mitigated Construction On-Site

	ROG	NOx	CO	SO2	Fugitive PM10	Exhaust PM10	PM10 Total	Fugitive PM2.5	Exhaust PM2.5	PM2.5 Total	Bio- CO2	NBio- CO2	Total CO2	CH4	N2O	CO2e
Category	tons/yr										MT/yr					
Fugitive Dust					0.1001	0.0000	0.1001	0.0367	0.0000	0.0367	0.0000	0.0000	0.0000	0.0000	0.0000	0.0000
Off-Road	0.0846	0.8297	0.6520	1.7900e-003		0.0333	0.0333		0.0306	0.0306	0.0000	156.9588	156.9588	0.0508	0.0000	158.2279
Total	0.0846	0.8297	0.6520	1.7900e-003	0.1001	0.0333	0.1334	0.0367	0.0306	0.0674	0.0000	156.9588	156.9588	0.0508	0.0000	158.2279

Merrill Commerce Center (Phase C Construction - Unmitigated) - San Bernardino-South Coast County, Annual

3.4 Grading - 2026**Mitigated Construction Off-Site**

	ROG	NOx	CO	SO2	Fugitive PM10	Exhaust PM10	PM10 Total	Fugitive PM2.5	Exhaust PM2.5	PM2.5 Total	Bio- CO2	NBio- CO2	Total CO2	CH4	N2O	CO2e
Category	tons/yr										MT/yr					
Hauling	0.0000	0.0000	0.0000	0.0000	0.0000	0.0000	0.0000	0.0000	0.0000	0.0000	0.0000	0.0000	0.0000	0.0000	0.0000	0.0000
Vendor	0.0000	0.0000	0.0000	0.0000	0.0000	0.0000	0.0000	0.0000	0.0000	0.0000	0.0000	0.0000	0.0000	0.0000	0.0000	0.0000
Worker	1.7000e-003	1.0600e-003	0.0120	4.0000e-005	5.4800e-003	3.0000e-005	5.5100e-003	1.4600e-003	3.0000e-005	1.4900e-003	0.0000	3.7796	3.7796	8.0000e-005	0.0000	3.7815
Total	1.7000e-003	1.0600e-003	0.0120	4.0000e-005	5.4800e-003	3.0000e-005	5.5100e-003	1.4600e-003	3.0000e-005	1.4900e-003	0.0000	3.7796	3.7796	8.0000e-005	0.0000	3.7815

3.5 Building Construction - 2026**Unmitigated Construction On-Site**

	ROG	NOx	CO	SO2	Fugitive PM10	Exhaust PM10	PM10 Total	Fugitive PM2.5	Exhaust PM2.5	PM2.5 Total	Bio- CO2	NBio- CO2	Total CO2	CH4	N2O	CO2e
Category	tons/yr										MT/yr					
Off-Road	0.1636	1.5926	1.2570	3.2200e-003		0.0649	0.0649		0.0606	0.0606	0.0000	279.5197	279.5197	0.0750	0.0000	281.3956
Total	0.1636	1.5926	1.2570	3.2200e-003		0.0649	0.0649		0.0606	0.0606	0.0000	279.5197	279.5197	0.0750	0.0000	281.3956

Merrill Commerce Center (Phase C Construction - Unmitigated) - San Bernardino-South Coast County, Annual

3.5 Building Construction - 2026**Unmitigated Construction Off-Site**

	ROG	NOx	CO	SO2	Fugitive PM10	Exhaust PM10	PM10 Total	Fugitive PM2.5	Exhaust PM2.5	PM2.5 Total	Bio- CO2	NBio- CO2	Total CO2	CH4	N2O	CO2e
Category	tons/yr										MT/yr					
Hauling	0.0000	0.0000	0.0000	0.0000	0.0000	0.0000	0.0000	0.0000	0.0000	0.0000	0.0000	0.0000	0.0000	0.0000	0.0000	0.0000
Vendor	0.0352	1.4154	0.2844	5.0700e-003	0.1267	1.3500e-003	0.1281	0.0366	1.2900e-003	0.0379	0.0000	486.2849	486.2849	0.0263	0.0000	486.9434
Worker	0.1755	0.1093	1.2347	4.3100e-003	0.5658	3.2700e-003	0.5691	0.1503	3.0100e-003	0.1533	0.0000	390.0527	390.0527	7.9100e-003	0.0000	390.2506
Total	0.2107	1.5247	1.5191	9.3800e-003	0.6925	4.6200e-003	0.6971	0.1868	4.3000e-003	0.1911	0.0000	876.3376	876.3376	0.0343	0.0000	877.1940

Mitigated Construction On-Site

	ROG	NOx	CO	SO2	Fugitive PM10	Exhaust PM10	PM10 Total	Fugitive PM2.5	Exhaust PM2.5	PM2.5 Total	Bio- CO2	NBio- CO2	Total CO2	CH4	N2O	CO2e
Category	tons/yr										MT/yr					
Off-Road	0.1636	1.5926	1.2570	3.2200e-003		0.0649	0.0649		0.0606	0.0606	0.0000	279.5194	279.5194	0.0750	0.0000	281.3952
Total	0.1636	1.5926	1.2570	3.2200e-003		0.0649	0.0649		0.0606	0.0606	0.0000	279.5194	279.5194	0.0750	0.0000	281.3952

Merrill Commerce Center (Phase C Construction - Unmitigated) - San Bernardino-South Coast County, Annual

3.5 Building Construction - 2026**Mitigated Construction Off-Site**

	ROG	NOx	CO	SO2	Fugitive PM10	Exhaust PM10	PM10 Total	Fugitive PM2.5	Exhaust PM2.5	PM2.5 Total	Bio- CO2	NBio- CO2	Total CO2	CH4	N2O	CO2e
Category	tons/yr										MT/yr					
Hauling	0.0000	0.0000	0.0000	0.0000	0.0000	0.0000	0.0000	0.0000	0.0000	0.0000	0.0000	0.0000	0.0000	0.0000	0.0000	0.0000
Vendor	0.0352	1.4154	0.2844	5.0700e-003	0.1267	1.3500e-003	0.1281	0.0366	1.2900e-003	0.0379	0.0000	486.2849	486.2849	0.0263	0.0000	486.9434
Worker	0.1755	0.1093	1.2347	4.3100e-003	0.5658	3.2700e-003	0.5691	0.1503	3.0100e-003	0.1533	0.0000	390.0527	390.0527	7.9100e-003	0.0000	390.2506
Total	0.2107	1.5247	1.5191	9.3800e-003	0.6925	4.6200e-003	0.6971	0.1868	4.3000e-003	0.1911	0.0000	876.3376	876.3376	0.0343	0.0000	877.1940

3.6 Paving - 2026**Unmitigated Construction On-Site**

	ROG	NOx	CO	SO2	Fugitive PM10	Exhaust PM10	PM10 Total	Fugitive PM2.5	Exhaust PM2.5	PM2.5 Total	Bio- CO2	NBio- CO2	Total CO2	CH4	N2O	CO2e
Category	tons/yr										MT/yr					
Off-Road	0.0343	0.3218	0.5467	8.5000e-004		0.0157	0.0157		0.0144	0.0144	0.0000	75.0722	75.0722	0.0243	0.0000	75.6792
Paving	5.9000e-003					0.0000	0.0000		0.0000	0.0000	0.0000	0.0000	0.0000	0.0000	0.0000	0.0000
Total	0.0402	0.3218	0.5467	8.5000e-004		0.0157	0.0157		0.0144	0.0144	0.0000	75.0722	75.0722	0.0243	0.0000	75.6792

Merrill Commerce Center (Phase C Construction - Unmitigated) - San Bernardino-South Coast County, Annual

3.6 Paving - 2026**Unmitigated Construction Off-Site**

	ROG	NOx	CO	SO2	Fugitive PM10	Exhaust PM10	PM10 Total	Fugitive PM2.5	Exhaust PM2.5	PM2.5 Total	Bio- CO2	NBio- CO2	Total CO2	CH4	N2O	CO2e
Category	tons/yr										MT/yr					
Hauling	0.0000	0.0000	0.0000	0.0000	0.0000	0.0000	0.0000	0.0000	0.0000	0.0000	0.0000	0.0000	0.0000	0.0000	0.0000	0.0000
Vendor	0.0000	0.0000	0.0000	0.0000	0.0000	0.0000	0.0000	0.0000	0.0000	0.0000	0.0000	0.0000	0.0000	0.0000	0.0000	0.0000
Worker	1.9100e-003	1.1900e-003	0.0135	5.0000e-005	6.1700e-003	4.0000e-005	6.2000e-003	1.6400e-003	3.0000e-005	1.6700e-003	0.0000	4.2520	4.2520	9.0000e-005	0.0000	4.2542
Total	1.9100e-003	1.1900e-003	0.0135	5.0000e-005	6.1700e-003	4.0000e-005	6.2000e-003	1.6400e-003	3.0000e-005	1.6700e-003	0.0000	4.2520	4.2520	9.0000e-005	0.0000	4.2542

Mitigated Construction On-Site

	ROG	NOx	CO	SO2	Fugitive PM10	Exhaust PM10	PM10 Total	Fugitive PM2.5	Exhaust PM2.5	PM2.5 Total	Bio- CO2	NBio- CO2	Total CO2	CH4	N2O	CO2e
Category	tons/yr										MT/yr					
Off-Road	0.0343	0.3218	0.5467	8.5000e-004		0.0157	0.0157		0.0144	0.0144	0.0000	75.0721	75.0721	0.0243	0.0000	75.6791
Paving	5.9000e-003					0.0000	0.0000		0.0000	0.0000	0.0000	0.0000	0.0000	0.0000	0.0000	0.0000
Total	0.0402	0.3218	0.5467	8.5000e-004		0.0157	0.0157		0.0144	0.0144	0.0000	75.0721	75.0721	0.0243	0.0000	75.6791

Merrill Commerce Center (Phase C Construction - Unmitigated) - San Bernardino-South Coast County, Annual

3.6 Paving - 2026**Mitigated Construction Off-Site**

	ROG	NOx	CO	SO2	Fugitive PM10	Exhaust PM10	PM10 Total	Fugitive PM2.5	Exhaust PM2.5	PM2.5 Total	Bio- CO2	NBio- CO2	Total CO2	CH4	N2O	CO2e
Category	tons/yr										MT/yr					
Hauling	0.0000	0.0000	0.0000	0.0000	0.0000	0.0000	0.0000	0.0000	0.0000	0.0000	0.0000	0.0000	0.0000	0.0000	0.0000	0.0000
Vendor	0.0000	0.0000	0.0000	0.0000	0.0000	0.0000	0.0000	0.0000	0.0000	0.0000	0.0000	0.0000	0.0000	0.0000	0.0000	0.0000
Worker	1.9100e-003	1.1900e-003	0.0135	5.0000e-005	6.1700e-003	4.0000e-005	6.2000e-003	1.6400e-003	3.0000e-005	1.6700e-003	0.0000	4.2520	4.2520	9.0000e-005	0.0000	4.2542
Total	1.9100e-003	1.1900e-003	0.0135	5.0000e-005	6.1700e-003	4.0000e-005	6.2000e-003	1.6400e-003	3.0000e-005	1.6700e-003	0.0000	4.2520	4.2520	9.0000e-005	0.0000	4.2542

3.7 Architectural Coating - 2026**Unmitigated Construction On-Site**

	ROG	NOx	CO	SO2	Fugitive PM10	Exhaust PM10	PM10 Total	Fugitive PM2.5	Exhaust PM2.5	PM2.5 Total	Bio- CO2	NBio- CO2	Total CO2	CH4	N2O	CO2e
Category	tons/yr										MT/yr					
Archit. Coating	3.3532					0.0000	0.0000		0.0000	0.0000	0.0000	0.0000	0.0000	0.0000	0.0000	0.0000
Off-Road	8.5400e-003	0.0573	0.0905	1.5000e-004		2.5800e-003	2.5800e-003		2.5800e-003	2.5800e-003	0.0000	12.7663	12.7663	7.0000e-004	0.0000	12.7837
Total	3.3617	0.0573	0.0905	1.5000e-004		2.5800e-003	2.5800e-003		2.5800e-003	2.5800e-003	0.0000	12.7663	12.7663	7.0000e-004	0.0000	12.7837

Merrill Commerce Center (Phase C Construction - Unmitigated) - San Bernardino-South Coast County, Annual

3.7 Architectural Coating - 2026**Unmitigated Construction Off-Site**

	ROG	NOx	CO	SO2	Fugitive PM10	Exhaust PM10	PM10 Total	Fugitive PM2.5	Exhaust PM2.5	PM2.5 Total	Bio- CO2	NBio- CO2	Total CO2	CH4	N2O	CO2e
Category	tons/yr										MT/yr					
Hauling	0.0000	0.0000	0.0000	0.0000	0.0000	0.0000	0.0000	0.0000	0.0000	0.0000	0.0000	0.0000	0.0000	0.0000	0.0000	0.0000
Vendor	0.0000	0.0000	0.0000	0.0000	0.0000	0.0000	0.0000	0.0000	0.0000	0.0000	0.0000	0.0000	0.0000	0.0000	0.0000	0.0000
Worker	0.0176	0.0110	0.1238	4.3000e-004	0.0567	3.3000e-004	0.0571	0.0151	3.0000e-004	0.0154	0.0000	39.1187	39.1187	7.9000e-004	0.0000	39.1385
Total	0.0176	0.0110	0.1238	4.3000e-004	0.0567	3.3000e-004	0.0571	0.0151	3.0000e-004	0.0154	0.0000	39.1187	39.1187	7.9000e-004	0.0000	39.1385

Mitigated Construction On-Site

	ROG	NOx	CO	SO2	Fugitive PM10	Exhaust PM10	PM10 Total	Fugitive PM2.5	Exhaust PM2.5	PM2.5 Total	Bio- CO2	NBio- CO2	Total CO2	CH4	N2O	CO2e
Category	tons/yr										MT/yr					
Archit. Coating	3.3532					0.0000	0.0000		0.0000	0.0000	0.0000	0.0000	0.0000	0.0000	0.0000	0.0000
Off-Road	8.5400e-003	0.0573	0.0905	1.5000e-004		2.5800e-003	2.5800e-003		2.5800e-003	2.5800e-003	0.0000	12.7663	12.7663	7.0000e-004	0.0000	12.7837
Total	3.3617	0.0573	0.0905	1.5000e-004		2.5800e-003	2.5800e-003		2.5800e-003	2.5800e-003	0.0000	12.7663	12.7663	7.0000e-004	0.0000	12.7837

Merrill Commerce Center (Phase C Construction - Unmitigated) - San Bernardino-South Coast County, Annual

3.7 Architectural Coating - 2026**Mitigated Construction Off-Site**

	ROG	NOx	CO	SO2	Fugitive PM10	Exhaust PM10	PM10 Total	Fugitive PM2.5	Exhaust PM2.5	PM2.5 Total	Bio- CO2	NBio- CO2	Total CO2	CH4	N2O	CO2e
Category	tons/yr										MT/yr					
Hauling	0.0000	0.0000	0.0000	0.0000	0.0000	0.0000	0.0000	0.0000	0.0000	0.0000	0.0000	0.0000	0.0000	0.0000	0.0000	0.0000
Vendor	0.0000	0.0000	0.0000	0.0000	0.0000	0.0000	0.0000	0.0000	0.0000	0.0000	0.0000	0.0000	0.0000	0.0000	0.0000	0.0000
Worker	0.0176	0.0110	0.1238	4.3000e-004	0.0567	3.3000e-004	0.0571	0.0151	3.0000e-004	0.0154	0.0000	39.1187	39.1187	7.9000e-004	0.0000	39.1385
Total	0.0176	0.0110	0.1238	4.3000e-004	0.0567	3.3000e-004	0.0571	0.0151	3.0000e-004	0.0154	0.0000	39.1187	39.1187	7.9000e-004	0.0000	39.1385

4.0 Operational Detail - Mobile**4.1 Mitigation Measures Mobile**

Merrill Commerce Center (Phase C Construction - Unmitigated) - San Bernardino-South Coast County, Annual

	ROG	NOx	CO	SO2	Fugitive PM10	Exhaust PM10	PM10 Total	Fugitive PM2.5	Exhaust PM2.5	PM2.5 Total	Bio- CO2	NBio- CO2	Total CO2	CH4	N2O	CO2e
Category	tons/yr										MT/yr					
Mitigated	0.0000	0.0000	0.0000	0.0000	0.0000	0.0000	0.0000	0.0000	0.0000	0.0000	0.0000	0.0000	0.0000	0.0000	0.0000	0.0000
Unmitigated	0.0000	0.0000	0.0000	0.0000	0.0000	0.0000	0.0000	0.0000	0.0000	0.0000	0.0000	0.0000	0.0000	0.0000	0.0000	0.0000

4.2 Trip Summary Information

Land Use	Average Daily Trip Rate			Unmitigated	Mitigated
	Weekday	Saturday	Sunday	Annual VMT	Annual VMT
Industrial Park	0.00	0.00	0.00		
Other Asphalt Surfaces	0.00	0.00	0.00		
Total	0.00	0.00	0.00		

4.3 Trip Type Information

Land Use	Miles			Trip %			Trip Purpose %		
	H-W or C-W	H-S or C-C	H-O or C-NW	H-W or C-W	H-S or C-C	H-O or C-NW	Primary	Diverted	Pass-by
Industrial Park	0.00	0.00	0.00	0.00	0.00	0.00	0	0	0
Other Asphalt Surfaces	0.00	0.00	0.00	0.00	0.00	0.00	0	0	0

4.4 Fleet Mix

Land Use	LDA	LDT1	LDT2	MDV	LHD1	LHD2	MHD	HHD	OBUS	UBUS	MCY	SBUS	MH
Industrial Park	0.563053	0.034533	0.183140	0.107369	0.012818	0.004557	0.018775	0.065829	0.001369	0.001425	0.005594	0.000793	0.000745
Other Asphalt Surfaces	0.563053	0.034533	0.183140	0.107369	0.012818	0.004557	0.018775	0.065829	0.001369	0.001425	0.005594	0.000793	0.000745

Merrill Commerce Center (Phase C Construction - Unmitigated) - San Bernardino-South Coast County, Annual

5.0 Energy Detail

Historical Energy Use: N

5.1 Mitigation Measures Energy

[illegible]

Merrill Commerce Center (Phase C Construction - Unmitigated) - San Bernardino-South Coast County, Annual

5.2 Energy by Land Use - NaturalGas

Unmitigated

[illegible]

Mitigated

[illegible]

Merrill Commerce Center (Phase C Construction - Unmitigated) - San Bernardino-South Coast County, Annual

5.3 Energy by Land Use - Electricity**Unmitigated**

	Electricity Use	Total CO2	CH4	N2O	CO2e
Land Use	kWh/yr	MT/yr			
Industrial Park	0	0.0000	0.0000	0.0000	0.0000
Other Asphalt Surfaces	0	0.0000	0.0000	0.0000	0.0000
Total		0.0000	0.0000	0.0000	0.0000

Mitigated

	Electricity Use	Total CO2	CH4	N2O	CO2e
Land Use	kWh/yr	MT/yr			
Industrial Park	0	0.0000	0.0000	0.0000	0.0000
Other Asphalt Surfaces	0	0.0000	0.0000	0.0000	0.0000
Total		0.0000	0.0000	0.0000	0.0000

6.0 Area Detail**6.1 Mitigation Measures Area**

Merrill Commerce Center (Phase C Construction - Unmitigated) - San Bernardino-South Coast County, Annual

	ROG	NOx	CO	SO2	Fugitive PM10	Exhaust PM10	PM10 Total	Fugitive PM2.5	Exhaust PM2.5	PM2.5 Total	Bio- CO2	NBio- CO2	Total CO2	CH4	N2O	CO2e
Category	tons/yr										MT/yr					
Mitigated	5.8921	1.7000e-004	0.0184	0.0000		7.0000e-005	7.0000e-005		7.0000e-005	7.0000e-005	0.0000	0.0359	0.0359	9.0000e-005	0.0000	0.0382
Unmitigated	5.8921	1.7000e-004	0.0184	0.0000		7.0000e-005	7.0000e-005		7.0000e-005	7.0000e-005	0.0000	0.0359	0.0359	9.0000e-005	0.0000	0.0382

6.2 Area by SubCategory

Unmitigated

	ROG	NOx	CO	SO2	Fugitive PM10	Exhaust PM10	PM10 Total	Fugitive PM2.5	Exhaust PM2.5	PM2.5 Total	Bio- CO2	NBio- CO2	Total CO2	CH4	N2O	CO2e
SubCategory	tons/yr										MT/yr					
Architectural Coating	0.6706					0.0000	0.0000		0.0000	0.0000	0.0000	0.0000	0.0000	0.0000	0.0000	0.0000
Consumer Products	5.2197					0.0000	0.0000		0.0000	0.0000	0.0000	0.0000	0.0000	0.0000	0.0000	0.0000
Landscaping	1.6900e-003	1.7000e-004	0.0184	0.0000		7.0000e-005	7.0000e-005		7.0000e-005	7.0000e-005	0.0000	0.0359	0.0359	9.0000e-005	0.0000	0.0382
Total	5.8920	1.7000e-004	0.0184	0.0000		7.0000e-005	7.0000e-005		7.0000e-005	7.0000e-005	0.0000	0.0359	0.0359	9.0000e-005	0.0000	0.0382

Merrill Commerce Center (Phase C Construction - Unmitigated) - San Bernardino-South Coast County, Annual

6.2 Area by SubCategory**Mitigated**

	ROG	NOx	CO	SO2	Fugitive PM10	Exhaust PM10	PM10 Total	Fugitive PM2.5	Exhaust PM2.5	PM2.5 Total	Bio- CO2	NBio- CO2	Total CO2	CH4	N2O	CO2e
SubCategory	tons/yr										MT/yr					
Architectural Coating	0.6706					0.0000	0.0000		0.0000	0.0000	0.0000	0.0000	0.0000	0.0000	0.0000	0.0000
Consumer Products	5.2197					0.0000	0.0000		0.0000	0.0000	0.0000	0.0000	0.0000	0.0000	0.0000	0.0000
Landscaping	1.6900e-003	1.7000e-004	0.0184	0.0000		7.0000e-005	7.0000e-005		7.0000e-005	7.0000e-005	0.0000	0.0359	0.0359	9.0000e-005	0.0000	0.0382
Total	5.8920	1.7000e-004	0.0184	0.0000		7.0000e-005	7.0000e-005		7.0000e-005	7.0000e-005	0.0000	0.0359	0.0359	9.0000e-005	0.0000	0.0382

7.0 Water Detail**7.1 Mitigation Measures Water**

Merrill Commerce Center (Phase C Construction - Unmitigated) - San Bernardino-South Coast County, Annual

	Total CO2	CH4	N2O	CO2e
Category	MT/yr			
Mitigated	0.0000	0.0000	0.0000	0.0000
Unmitigated	0.0000	0.0000	0.0000	0.0000

7.2 Water by Land Use

Unmitigated

	Indoor/Outdoor Use	Total CO2	CH4	N2O	CO2e
Land Use	Mgal	MT/yr			
Industrial Park	0 / 0	0.0000	0.0000	0.0000	0.0000
Other Asphalt Surfaces	0 / 0	0.0000	0.0000	0.0000	0.0000
Total		0.0000	0.0000	0.0000	0.0000

Merrill Commerce Center (Phase C Construction - Unmitigated) - San Bernardino-South Coast County, Annual

7.2 Water by Land Use**Mitigated**

	Indoor/Outdoor Use	Total CO2	CH4	N2O	CO2e
Land Use	Mgal	MT/yr			
Industrial Park	0 / 0	0.0000	0.0000	0.0000	0.0000
Other Asphalt Surfaces	0 / 0	0.0000	0.0000	0.0000	0.0000
Total		0.0000	0.0000	0.0000	0.0000

8.0 Waste Detail**8.1 Mitigation Measures Waste****Category/Year**

	Total CO2	CH4	N2O	CO2e
	MT/yr			
Mitigated	0.0000	0.0000	0.0000	0.0000
Unmitigated	0.0000	0.0000	0.0000	0.0000

Merrill Commerce Center (Phase C Construction - Unmitigated) - San Bernardino-South Coast County, Annual

8.2 Waste by Land Use**Unmitigated**

	Waste Disposed	Total CO2	CH4	N2O	CO2e
Land Use	tons	MT/yr			
Industrial Park	0	0.0000	0.0000	0.0000	0.0000
Other Asphalt Surfaces	0	0.0000	0.0000	0.0000	0.0000
Total		0.0000	0.0000	0.0000	0.0000

Mitigated

	Waste Disposed	Total CO2	CH4	N2O	CO2e
Land Use	tons	MT/yr			
Industrial Park	0	0.0000	0.0000	0.0000	0.0000
Other Asphalt Surfaces	0	0.0000	0.0000	0.0000	0.0000
Total		0.0000	0.0000	0.0000	0.0000

9.0 Operational Offroad

Equipment Type	Number	Hours/Day	Days/Year	Horse Power	Load Factor	Fuel Type
----------------	--------	-----------	-----------	-------------	-------------	-----------

Merrill Commerce Center (Phase C Construction - Unmitigated) - San Bernardino-South Coast County, Annual

10.0 Stationary Equipment

Fire Pumps and Emergency Generators

Equipment Type	Number	Hours/Day	Hours/Year	Horse Power	Load Factor	Fuel Type
----------------	--------	-----------	------------	-------------	-------------	-----------

Boilers

Equipment Type	Number	Heat Input/Day	Heat Input/Year	Boiler Rating	Fuel Type
----------------	--------	----------------	-----------------	---------------	-----------

User Defined Equipment

Equipment Type	Number
----------------	--------

11.0 Vegetation

Merrill Commerce Center (Phase C Construction - Unmitigated) - San Bernardino-South Coast County, Summer

Merrill Commerce Center (Phase C Construction - Unmitigated)
San Bernardino-South Coast County, Summer

1.0 Project Characteristics

1.1 Land Usage

Land Uses	Size	Metric	Lot Acreage	Floor Surface Area	Population
Industrial Park	1,441.00	1000sqft	55.10	1,441,000.00	0
Other Asphalt Surfaces	4.50	Acre	4.50	196,020.00	0

1.2 Other Project Characteristics

Urbanization	Urban	Wind Speed (m/s)	2.2	Precipitation Freq (Days)	32
Climate Zone	10			Operational Year	2026
Utility Company	Southern California Edison				
CO2 Intensity (lb/MW hr)	702.44	CH4 Intensity (lb/MW hr)	0.029	N2O Intensity (lb/MW hr)	0.006

1.3 User Entered Comments & Non-Default Data

Merrill Commerce Center (Phase C Construction - Unmitigated) - San Bernardino-South Coast County, Summer

Project Characteristics -

Land Use - PA1A=22.9 acres; PA3A=5.7 acres; PA4A=5.8 acres; PA5A=11.2 acres; PA6A=9.5 acres ROWD = 4.50 acres (total ROWD is 28.4 acres, the ROWD was split proportionally b/w each Phase)

Construction Phase - Construction Schedule adjusted to meet the 2026 OY.

Off-road Equipment - Hours are based on an 8-hour workday.

Off-road Equipment - Crawler Tractors used in lieu of Tractors/Loaders/Backhoes.

Off-road Equipment - Crawler Tractors used in lieu of Tractors/Loaders/Backhoes.

Off-road Equipment -

Off-road Equipment - Crawler Tractors used in lieu of Tractors/Loaders/Backhoes.

Demolition -

Grading - For purposes of analysis, total acres graded per day is based on the equipment specific grading rates (CalEEMod Appendix A) and the equipment list.

Architectural Coating - Rule 1113

Vehicle Trips - Construction Run Only.

Energy Use - Construction Run Only.

Water And Wastewater - Construction Run Only.

Solid Waste - Construction Run Only.

Construction Off-road Equipment Mitigation - Rule 403

Vehicle Emission Factors - EMFAC2017

Vehicle Emission Factors - EMFAC2017

Vehicle Emission Factors - EMFAC2017

Table Name	Column Name	Default Value	New Value
tblArchitecturalCoating	EF_Nonresidential_Exterior	100.00	50.00
tblArchitecturalCoating	EF_Nonresidential_Interior	100.00	50.00
tblArchitecturalCoating	EF_Parking	100.00	50.00
tblConstructionPhase	NumDays	70.00	30.00
tblConstructionPhase	NumDays	40.00	30.00
tblConstructionPhase	NumDays	110.00	50.00

Merrill Commerce Center (Phase C Construction - Unmitigated) - San Bernardino-South Coast County, Summer

tblConstructionPhase	NumDays	1,110.00	150.00
tblEnergyUse	LightingElect	3.66	0.00
tblEnergyUse	NT24E	2.79	0.00
tblEnergyUse	T24E	3.07	0.00
tblEnergyUse	T24NG	3.47	0.00
tblGrading	AcresOfGrading	175.00	200.00
tblGrading	AcresOfGrading	60.00	105.00
tblLandUse	LotAcreage	33.08	55.10
tblOffRoadEquipment	OffRoadEquipmentUnitAmount	4.00	0.00
tblOffRoadEquipment	OffRoadEquipmentUnitAmount	2.00	0.00
tblOffRoadEquipment	OffRoadEquipmentUnitAmount	3.00	0.00
tblOffRoadEquipment	UsageHours	6.00	8.00
tblOffRoadEquipment	UsageHours	7.00	8.00
tblOffRoadEquipment	UsageHours	7.00	8.00
tblSolidWaste	SolidWasteGenerationRate	1,786.84	0.00
tblVehicleEF	HHD	0.92	0.03
tblVehicleEF	HHD	0.04	0.05
tblVehicleEF	HHD	0.07	0.00
tblVehicleEF	HHD	2.17	8.62
tblVehicleEF	HHD	0.53	0.33
tblVehicleEF	HHD	1.59	2.0270e-003
tblVehicleEF	HHD	6,400.87	1,349.94
tblVehicleEF	HHD	1,416.89	1,232.49
tblVehicleEF	HHD	5.07	0.02
tblVehicleEF	HHD	18.23	7.03
tblVehicleEF	HHD	1.21	2.11
tblVehicleEF	HHD	4.4310e-003	2.8590e-003

Merrill Commerce Center (Phase C Construction - Unmitigated) - San Bernardino-South Coast County, Summer

tblVehicleEF	HHD	0.06	0.06
tblVehicleEF	HHD	0.04	0.04
tblVehicleEF	HHD	5.1970e-003	0.03
tblVehicleEF	HHD	4.6000e-005	0.00
tblVehicleEF	HHD	4.2390e-003	2.7350e-003
tblVehicleEF	HHD	0.03	0.03
tblVehicleEF	HHD	8.8770e-003	8.9130e-003
tblVehicleEF	HHD	4.9720e-003	0.02
tblVehicleEF	HHD	4.3000e-005	0.00
tblVehicleEF	HHD	6.6000e-005	1.0000e-006
tblVehicleEF	HHD	2.4120e-003	4.5000e-005
tblVehicleEF	HHD	0.57	0.58
tblVehicleEF	HHD	4.1000e-005	1.0000e-006
tblVehicleEF	HHD	0.06	0.02
tblVehicleEF	HHD	1.5700e-004	2.2600e-004
tblVehicleEF	HHD	0.04	1.0000e-006
tblVehicleEF	HHD	0.06	0.01
tblVehicleEF	HHD	0.01	0.01
tblVehicleEF	HHD	7.7000e-005	0.00
tblVehicleEF	HHD	6.6000e-005	1.0000e-006
tblVehicleEF	HHD	2.4120e-003	4.5000e-005
tblVehicleEF	HHD	0.66	0.67
tblVehicleEF	HHD	4.1000e-005	1.0000e-006
tblVehicleEF	HHD	0.10	0.08
tblVehicleEF	HHD	1.5700e-004	2.2600e-004
tblVehicleEF	HHD	0.04	1.0000e-006
tblVehicleEF	HHD	0.87	0.03

Merrill Commerce Center (Phase C Construction - Unmitigated) - San Bernardino-South Coast County, Summer

tblVehicleEF	HHD	0.04	0.05
tblVehicleEF	HHD	0.07	0.00
tblVehicleEF	HHD	1.58	8.50
tblVehicleEF	HHD	0.53	0.33
tblVehicleEF	HHD	1.49	1.8980e-003
tblVehicleEF	HHD	6,781.16	1,333.02
tblVehicleEF	HHD	1,416.89	1,232.49
tblVehicleEF	HHD	5.07	0.02
tblVehicleEF	HHD	18.81	6.69
tblVehicleEF	HHD	1.14	1.99
tblVehicleEF	HHD	3.7360e-003	2.5230e-003
tblVehicleEF	HHD	0.06	0.06
tblVehicleEF	HHD	0.04	0.04
tblVehicleEF	HHD	5.1970e-003	0.03
tblVehicleEF	HHD	4.6000e-005	0.00
tblVehicleEF	HHD	3.5740e-003	2.4140e-003
tblVehicleEF	HHD	0.03	0.03
tblVehicleEF	HHD	8.8770e-003	8.9130e-003
tblVehicleEF	HHD	4.9720e-003	0.02
tblVehicleEF	HHD	4.3000e-005	0.00
tblVehicleEF	HHD	1.2600e-004	3.0000e-006
tblVehicleEF	HHD	2.6840e-003	5.3000e-005
tblVehicleEF	HHD	0.54	0.62
tblVehicleEF	HHD	8.7000e-005	2.0000e-006
tblVehicleEF	HHD	0.06	0.02
tblVehicleEF	HHD	1.5900e-004	2.3200e-004
tblVehicleEF	HHD	0.03	1.0000e-006

Merrill Commerce Center (Phase C Construction - Unmitigated) - San Bernardino-South Coast County, Summer

tblVehicleEF	HHD	0.06	0.01
tblVehicleEF	HHD	0.01	0.01
tblVehicleEF	HHD	7.5000e-005	0.00
tblVehicleEF	HHD	1.2600e-004	3.0000e-006
tblVehicleEF	HHD	2.6840e-003	5.3000e-005
tblVehicleEF	HHD	0.62	0.70
tblVehicleEF	HHD	8.7000e-005	2.0000e-006
tblVehicleEF	HHD	0.10	0.08
tblVehicleEF	HHD	1.5900e-004	2.3200e-004
tblVehicleEF	HHD	0.04	1.0000e-006
tblVehicleEF	HHD	0.99	0.02
tblVehicleEF	HHD	0.04	9.1900e-004
tblVehicleEF	HHD	0.07	0.00
tblVehicleEF	HHD	2.99	8.71
tblVehicleEF	HHD	0.53	0.18
tblVehicleEF	HHD	1.57	1.9980e-003
tblVehicleEF	HHD	5,875.72	1,360.46
tblVehicleEF	HHD	1,416.89	1,196.04
tblVehicleEF	HHD	5.07	0.02
tblVehicleEF	HHD	17.42	7.42
tblVehicleEF	HHD	1.19	2.06
tblVehicleEF	HHD	5.3910e-003	3.2050e-003
tblVehicleEF	HHD	0.06	0.06
tblVehicleEF	HHD	0.04	0.04
tblVehicleEF	HHD	5.1970e-003	0.03
tblVehicleEF	HHD	4.6000e-005	0.00
tblVehicleEF	HHD	5.1580e-003	3.0660e-003

Merrill Commerce Center (Phase C Construction - Unmitigated) - San Bernardino-South Coast County, Summer

tblVehicleEF	HHD	0.03	0.03
tblVehicleEF	HHD	8.8770e-003	8.8160e-003
tblVehicleEF	HHD	4.9720e-003	0.02
tblVehicleEF	HHD	4.3000e-005	0.00
tblVehicleEF	HHD	6.3000e-005	2.0000e-006
tblVehicleEF	HHD	2.5730e-003	5.3000e-005
tblVehicleEF	HHD	0.62	0.53
tblVehicleEF	HHD	4.0000e-005	1.0000e-006
tblVehicleEF	HHD	0.06	0.02
tblVehicleEF	HHD	1.7100e-004	2.3800e-004
tblVehicleEF	HHD	0.03	1.0000e-006
tblVehicleEF	HHD	0.06	0.01
tblVehicleEF	HHD	0.01	0.01
tblVehicleEF	HHD	7.6000e-005	0.00
tblVehicleEF	HHD	6.3000e-005	2.0000e-006
tblVehicleEF	HHD	2.5730e-003	5.3000e-005
tblVehicleEF	HHD	0.71	0.61
tblVehicleEF	HHD	4.0000e-005	1.0000e-006
tblVehicleEF	HHD	0.10	0.02
tblVehicleEF	HHD	1.7100e-004	2.3800e-004
tblVehicleEF	HHD	0.04	1.0000e-006
tblVehicleEF	LDA	2.9340e-003	1.5350e-003
tblVehicleEF	LDA	3.4150e-003	0.04
tblVehicleEF	LDA	0.45	0.51
tblVehicleEF	LDA	0.84	1.86
tblVehicleEF	LDA	213.43	230.85
tblVehicleEF	LDA	48.75	47.39

Merrill Commerce Center (Phase C Construction - Unmitigated) - San Bernardino-South Coast County, Summer

tblVehicleEF	LDA	0.04	0.03
tblVehicleEF	LDA	1.5620e-003	1.2160e-003
tblVehicleEF	LDA	2.2010e-003	1.5800e-003
tblVehicleEF	LDA	1.4380e-003	1.1200e-003
tblVehicleEF	LDA	2.0240e-003	1.4530e-003
tblVehicleEF	LDA	0.03	0.05
tblVehicleEF	LDA	0.08	0.08
tblVehicleEF	LDA	0.03	0.04
tblVehicleEF	LDA	7.3520e-003	5.4470e-003
tblVehicleEF	LDA	0.03	0.19
tblVehicleEF	LDA	0.05	0.16
tblVehicleEF	LDA	2.1370e-003	2.2840e-003
tblVehicleEF	LDA	5.0100e-004	4.6900e-004
tblVehicleEF	LDA	0.03	0.05
tblVehicleEF	LDA	0.08	0.08
tblVehicleEF	LDA	0.03	0.04
tblVehicleEF	LDA	0.01	7.9200e-003
tblVehicleEF	LDA	0.03	0.19
tblVehicleEF	LDA	0.05	0.17
tblVehicleEF	LDA	3.3380e-003	1.7620e-003
tblVehicleEF	LDA	2.8490e-003	0.03
tblVehicleEF	LDA	0.55	0.62
tblVehicleEF	LDA	0.69	1.55
tblVehicleEF	LDA	233.44	252.00
tblVehicleEF	LDA	48.75	46.82
tblVehicleEF	LDA	0.03	0.02
tblVehicleEF	LDA	1.5620e-003	1.2160e-003

Merrill Commerce Center (Phase C Construction - Unmitigated) - San Bernardino-South Coast County, Summer

tblVehicleEF	LDA	2.2010e-003	1.5800e-003
tblVehicleEF	LDA	1.4380e-003	1.1200e-003
tblVehicleEF	LDA	2.0240e-003	1.4530e-003
tblVehicleEF	LDA	0.07	0.09
tblVehicleEF	LDA	0.09	0.09
tblVehicleEF	LDA	0.06	0.08
tblVehicleEF	LDA	8.3500e-003	6.1750e-003
tblVehicleEF	LDA	0.03	0.19
tblVehicleEF	LDA	0.04	0.13
tblVehicleEF	LDA	2.3380e-003	2.4930e-003
tblVehicleEF	LDA	4.9900e-004	4.6300e-004
tblVehicleEF	LDA	0.07	0.09
tblVehicleEF	LDA	0.09	0.09
tblVehicleEF	LDA	0.06	0.08
tblVehicleEF	LDA	0.01	8.9820e-003
tblVehicleEF	LDA	0.03	0.19
tblVehicleEF	LDA	0.04	0.15
tblVehicleEF	LDA	2.8580e-003	1.4980e-003
tblVehicleEF	LDA	3.3970e-003	0.04
tblVehicleEF	LDA	0.42	0.48
tblVehicleEF	LDA	0.83	1.83
tblVehicleEF	LDA	208.70	225.89
tblVehicleEF	LDA	48.75	47.34
tblVehicleEF	LDA	0.03	0.02
tblVehicleEF	LDA	1.5620e-003	1.2160e-003
tblVehicleEF	LDA	2.2010e-003	1.5800e-003
tblVehicleEF	LDA	1.4380e-003	1.1200e-003

Merrill Commerce Center (Phase C Construction - Unmitigated) - San Bernardino-South Coast County, Summer

tblVehicleEF	LDA	2.0240e-003	1.4530e-003
tblVehicleEF	LDA	0.03	0.05
tblVehicleEF	LDA	0.09	0.09
tblVehicleEF	LDA	0.02	0.04
tblVehicleEF	LDA	7.1620e-003	5.3110e-003
tblVehicleEF	LDA	0.03	0.21
tblVehicleEF	LDA	0.05	0.16
tblVehicleEF	LDA	2.0890e-003	2.2350e-003
tblVehicleEF	LDA	5.0100e-004	4.6800e-004
tblVehicleEF	LDA	0.03	0.05
tblVehicleEF	LDA	0.09	0.09
tblVehicleEF	LDA	0.02	0.04
tblVehicleEF	LDA	0.01	7.7210e-003
tblVehicleEF	LDA	0.03	0.21
tblVehicleEF	LDA	0.05	0.17
tblVehicleEF	LDT1	8.7020e-003	3.9900e-003
tblVehicleEF	LDT1	0.01	0.06
tblVehicleEF	LDT1	1.05	0.92
tblVehicleEF	LDT1	2.38	2.06
tblVehicleEF	LDT1	274.34	275.61
tblVehicleEF	LDT1	62.78	57.91
tblVehicleEF	LDT1	0.11	0.07
tblVehicleEF	LDT1	2.2560e-003	1.6110e-003
tblVehicleEF	LDT1	3.0920e-003	2.1360e-003
tblVehicleEF	LDT1	2.0770e-003	1.4820e-003
tblVehicleEF	LDT1	2.8430e-003	1.9640e-003
tblVehicleEF	LDT1	0.14	0.13

Merrill Commerce Center (Phase C Construction - Unmitigated) - San Bernardino-South Coast County, Summer

tblVehicleEF	LDT1	0.25	0.19
tblVehicleEF	LDT1	0.10	0.10
tblVehicleEF	LDT1	0.02	0.02
tblVehicleEF	LDT1	0.16	0.64
tblVehicleEF	LDT1	0.16	0.28
tblVehicleEF	LDT1	2.7560e-003	2.7270e-003
tblVehicleEF	LDT1	6.6900e-004	5.7300e-004
tblVehicleEF	LDT1	0.14	0.13
tblVehicleEF	LDT1	0.25	0.19
tblVehicleEF	LDT1	0.10	0.10
tblVehicleEF	LDT1	0.03	0.02
tblVehicleEF	LDT1	0.16	0.64
tblVehicleEF	LDT1	0.18	0.31
tblVehicleEF	LDT1	9.8170e-003	4.5340e-003
tblVehicleEF	LDT1	9.8840e-003	0.05
tblVehicleEF	LDT1	1.26	1.12
tblVehicleEF	LDT1	1.96	1.71
tblVehicleEF	LDT1	299.03	297.62
tblVehicleEF	LDT1	62.78	57.21
tblVehicleEF	LDT1	0.10	0.07
tblVehicleEF	LDT1	2.2560e-003	1.6110e-003
tblVehicleEF	LDT1	3.0920e-003	2.1360e-003
tblVehicleEF	LDT1	2.0770e-003	1.4820e-003
tblVehicleEF	LDT1	2.8430e-003	1.9640e-003
tblVehicleEF	LDT1	0.29	0.28
tblVehicleEF	LDT1	0.31	0.23
tblVehicleEF	LDT1	0.21	0.21

Merrill Commerce Center (Phase C Construction - Unmitigated) - San Bernardino-South Coast County, Summer

tblVehicleEF	LDT1	0.02	0.02
tblVehicleEF	LDT1	0.16	0.64
tblVehicleEF	LDT1	0.13	0.23
tblVehicleEF	LDT1	3.0060e-003	2.9450e-003
tblVehicleEF	LDT1	6.6200e-004	5.6600e-004
tblVehicleEF	LDT1	0.29	0.28
tblVehicleEF	LDT1	0.31	0.23
tblVehicleEF	LDT1	0.21	0.21
tblVehicleEF	LDT1	0.04	0.03
tblVehicleEF	LDT1	0.16	0.64
tblVehicleEF	LDT1	0.15	0.26
tblVehicleEF	LDT1	8.4830e-003	3.9000e-003
tblVehicleEF	LDT1	0.01	0.06
tblVehicleEF	LDT1	1.00	0.88
tblVehicleEF	LDT1	2.35	2.02
tblVehicleEF	LDT1	268.53	270.39
tblVehicleEF	LDT1	62.78	57.85
tblVehicleEF	LDT1	0.10	0.07
tblVehicleEF	LDT1	2.2560e-003	1.6110e-003
tblVehicleEF	LDT1	3.0920e-003	2.1360e-003
tblVehicleEF	LDT1	2.0770e-003	1.4820e-003
tblVehicleEF	LDT1	2.8430e-003	1.9640e-003
tblVehicleEF	LDT1	0.14	0.14
tblVehicleEF	LDT1	0.29	0.21
tblVehicleEF	LDT1	0.09	0.09
tblVehicleEF	LDT1	0.02	0.02
tblVehicleEF	LDT1	0.19	0.75

Merrill Commerce Center (Phase C Construction - Unmitigated) - San Bernardino-South Coast County, Summer

tblVehicleEF	LDT1	0.16	0.28
tblVehicleEF	LDT1	2.6970e-003	2.6760e-003
tblVehicleEF	LDT1	6.6900e-004	5.7200e-004
tblVehicleEF	LDT1	0.14	0.14
tblVehicleEF	LDT1	0.29	0.21
tblVehicleEF	LDT1	0.09	0.09
tblVehicleEF	LDT1	0.03	0.02
tblVehicleEF	LDT1	0.19	0.75
tblVehicleEF	LDT1	0.17	0.30
tblVehicleEF	LDT2	4.5410e-003	2.7750e-003
tblVehicleEF	LDT2	5.2250e-003	0.05
tblVehicleEF	LDT2	0.64	0.72
tblVehicleEF	LDT2	1.19	2.40
tblVehicleEF	LDT2	304.81	286.47
tblVehicleEF	LDT2	69.08	60.44
tblVehicleEF	LDT2	0.06	0.05
tblVehicleEF	LDT2	1.7220e-003	1.3040e-003
tblVehicleEF	LDT2	2.4350e-003	1.6720e-003
tblVehicleEF	LDT2	1.5840e-003	1.2000e-003
tblVehicleEF	LDT2	2.2390e-003	1.5370e-003
tblVehicleEF	LDT2	0.05	0.09
tblVehicleEF	LDT2	0.10	0.12
tblVehicleEF	LDT2	0.04	0.07
tblVehicleEF	LDT2	0.01	0.01
tblVehicleEF	LDT2	0.06	0.41
tblVehicleEF	LDT2	0.07	0.25
tblVehicleEF	LDT2	3.0530e-003	2.8340e-003

Merrill Commerce Center (Phase C Construction - Unmitigated) - San Bernardino-South Coast County, Summer

tblVehicleEF	LDT2	7.1100e-004	5.9800e-004
tblVehicleEF	LDT2	0.05	0.09
tblVehicleEF	LDT2	0.10	0.12
tblVehicleEF	LDT2	0.04	0.07
tblVehicleEF	LDT2	0.02	0.02
tblVehicleEF	LDT2	0.06	0.41
tblVehicleEF	LDT2	0.08	0.27
tblVehicleEF	LDT2	5.1490e-003	3.1730e-003
tblVehicleEF	LDT2	4.3640e-003	0.05
tblVehicleEF	LDT2	0.78	0.88
tblVehicleEF	LDT2	0.99	1.99
tblVehicleEF	LDT2	332.67	307.21
tblVehicleEF	LDT2	69.08	59.66
tblVehicleEF	LDT2	0.05	0.05
tblVehicleEF	LDT2	1.7220e-003	1.3040e-003
tblVehicleEF	LDT2	2.4350e-003	1.6720e-003
tblVehicleEF	LDT2	1.5840e-003	1.2000e-003
tblVehicleEF	LDT2	2.2390e-003	1.5370e-003
tblVehicleEF	LDT2	0.11	0.17
tblVehicleEF	LDT2	0.12	0.14
tblVehicleEF	LDT2	0.09	0.15
tblVehicleEF	LDT2	0.01	0.01
tblVehicleEF	LDT2	0.06	0.41
tblVehicleEF	LDT2	0.06	0.21
tblVehicleEF	LDT2	3.3330e-003	3.0390e-003
tblVehicleEF	LDT2	7.0700e-004	5.9000e-004
tblVehicleEF	LDT2	0.11	0.17

Merrill Commerce Center (Phase C Construction - Unmitigated) - San Bernardino-South Coast County, Summer

tblVehicleEF	LDT2	0.12	0.14
tblVehicleEF	LDT2	0.09	0.15
tblVehicleEF	LDT2	0.02	0.02
tblVehicleEF	LDT2	0.06	0.41
tblVehicleEF	LDT2	0.06	0.23
tblVehicleEF	LDT2	4.4250e-003	2.7100e-003
tblVehicleEF	LDT2	5.1960e-003	0.05
tblVehicleEF	LDT2	0.60	0.68
tblVehicleEF	LDT2	1.17	2.36
tblVehicleEF	LDT2	298.26	281.56
tblVehicleEF	LDT2	69.08	60.37
tblVehicleEF	LDT2	0.06	0.05
tblVehicleEF	LDT2	1.7220e-003	1.3040e-003
tblVehicleEF	LDT2	2.4350e-003	1.6720e-003
tblVehicleEF	LDT2	1.5840e-003	1.2000e-003
tblVehicleEF	LDT2	2.2390e-003	1.5370e-003
tblVehicleEF	LDT2	0.05	0.08
tblVehicleEF	LDT2	0.11	0.13
tblVehicleEF	LDT2	0.04	0.07
tblVehicleEF	LDT2	0.01	0.01
tblVehicleEF	LDT2	0.07	0.48
tblVehicleEF	LDT2	0.07	0.25
tblVehicleEF	LDT2	2.9870e-003	2.7850e-003
tblVehicleEF	LDT2	7.1000e-004	5.9700e-004
tblVehicleEF	LDT2	0.05	0.08
tblVehicleEF	LDT2	0.11	0.13
tblVehicleEF	LDT2	0.04	0.07

Merrill Commerce Center (Phase C Construction - Unmitigated) - San Bernardino-South Coast County, Summer

tblVehicleEF	LDT2	0.02	0.02
tblVehicleEF	LDT2	0.07	0.48
tblVehicleEF	LDT2	0.08	0.27
tblVehicleEF	LHD1	4.5150e-003	4.3860e-003
tblVehicleEF	LHD1	8.0690e-003	4.3340e-003
tblVehicleEF	LHD1	0.02	0.01
tblVehicleEF	LHD1	0.14	0.17
tblVehicleEF	LHD1	0.74	0.58
tblVehicleEF	LHD1	2.07	0.92
tblVehicleEF	LHD1	9.20	9.02
tblVehicleEF	LHD1	588.15	612.33
tblVehicleEF	LHD1	28.17	10.03
tblVehicleEF	LHD1	0.08	0.07
tblVehicleEF	LHD1	1.54	1.01
tblVehicleEF	LHD1	9.4500e-004	9.9000e-004
tblVehicleEF	LHD1	0.01	0.01
tblVehicleEF	LHD1	0.01	8.8180e-003
tblVehicleEF	LHD1	7.9100e-004	2.2400e-004
tblVehicleEF	LHD1	9.0400e-004	9.4700e-004
tblVehicleEF	LHD1	2.5790e-003	2.5040e-003
tblVehicleEF	LHD1	0.01	8.4140e-003
tblVehicleEF	LHD1	7.2700e-004	2.0600e-004
tblVehicleEF	LHD1	3.2690e-003	2.5580e-003
tblVehicleEF	LHD1	0.10	0.07
tblVehicleEF	LHD1	0.02	0.02
tblVehicleEF	LHD1	1.6680e-003	1.2900e-003
tblVehicleEF	LHD1	0.07	0.05

Merrill Commerce Center (Phase C Construction - Unmitigated) - San Bernardino-South Coast County, Summer

tblVehicleEF	LHD1	0.34	0.52
tblVehicleEF	LHD1	0.21	0.06
tblVehicleEF	LHD1	9.1000e-005	8.7000e-005
tblVehicleEF	LHD1	5.7560e-003	5.9570e-003
tblVehicleEF	LHD1	3.2100e-004	9.9000e-005
tblVehicleEF	LHD1	3.2690e-003	2.5580e-003
tblVehicleEF	LHD1	0.10	0.07
tblVehicleEF	LHD1	0.02	0.03
tblVehicleEF	LHD1	1.6680e-003	1.2900e-003
tblVehicleEF	LHD1	0.08	0.06
tblVehicleEF	LHD1	0.34	0.52
tblVehicleEF	LHD1	0.23	0.07
tblVehicleEF	LHD1	4.5150e-003	4.4000e-003
tblVehicleEF	LHD1	8.2390e-003	4.4160e-003
tblVehicleEF	LHD1	0.01	0.01
tblVehicleEF	LHD1	0.14	0.17
tblVehicleEF	LHD1	0.75	0.59
tblVehicleEF	LHD1	1.94	0.86
tblVehicleEF	LHD1	9.20	9.02
tblVehicleEF	LHD1	588.15	612.35
tblVehicleEF	LHD1	28.17	9.93
tblVehicleEF	LHD1	0.08	0.07
tblVehicleEF	LHD1	1.44	0.94
tblVehicleEF	LHD1	9.4500e-004	9.9000e-004
tblVehicleEF	LHD1	0.01	0.01
tblVehicleEF	LHD1	0.01	8.8180e-003
tblVehicleEF	LHD1	7.9100e-004	2.2400e-004

Merrill Commerce Center (Phase C Construction - Unmitigated) - San Bernardino-South Coast County, Summer

tblVehicleEF	LHD1	9.0400e-004	9.4700e-004
tblVehicleEF	LHD1	2.5790e-003	2.5040e-003
tblVehicleEF	LHD1	0.01	8.4140e-003
tblVehicleEF	LHD1	7.2700e-004	2.0600e-004
tblVehicleEF	LHD1	6.3950e-003	5.0260e-003
tblVehicleEF	LHD1	0.12	0.09
tblVehicleEF	LHD1	0.02	0.02
tblVehicleEF	LHD1	3.6780e-003	2.8810e-003
tblVehicleEF	LHD1	0.07	0.05
tblVehicleEF	LHD1	0.35	0.53
tblVehicleEF	LHD1	0.20	0.06
tblVehicleEF	LHD1	9.1000e-005	8.7000e-005
tblVehicleEF	LHD1	5.7570e-003	5.9580e-003
tblVehicleEF	LHD1	3.1800e-004	9.8000e-005
tblVehicleEF	LHD1	6.3950e-003	5.0260e-003
tblVehicleEF	LHD1	0.12	0.09
tblVehicleEF	LHD1	0.02	0.03
tblVehicleEF	LHD1	3.6780e-003	2.8810e-003
tblVehicleEF	LHD1	0.08	0.06
tblVehicleEF	LHD1	0.35	0.53
tblVehicleEF	LHD1	0.22	0.06
tblVehicleEF	LHD1	4.5150e-003	4.3890e-003
tblVehicleEF	LHD1	8.0880e-003	4.3430e-003
tblVehicleEF	LHD1	0.02	0.01
tblVehicleEF	LHD1	0.14	0.17
tblVehicleEF	LHD1	0.74	0.58
tblVehicleEF	LHD1	2.04	0.90

Merrill Commerce Center (Phase C Construction - Unmitigated) - San Bernardino-South Coast County, Summer

tblVehicleEF	LHD1	9.20	9.02
tblVehicleEF	LHD1	588.15	612.33
tblVehicleEF	LHD1	28.17	10.01
tblVehicleEF	LHD1	0.08	0.07
tblVehicleEF	LHD1	1.51	0.99
tblVehicleEF	LHD1	9.4500e-004	9.9000e-004
tblVehicleEF	LHD1	0.01	0.01
tblVehicleEF	LHD1	0.01	8.8180e-003
tblVehicleEF	LHD1	7.9100e-004	2.2400e-004
tblVehicleEF	LHD1	9.0400e-004	9.4700e-004
tblVehicleEF	LHD1	2.5790e-003	2.5040e-003
tblVehicleEF	LHD1	0.01	8.4140e-003
tblVehicleEF	LHD1	7.2700e-004	2.0600e-004
tblVehicleEF	LHD1	3.4680e-003	2.7570e-003
tblVehicleEF	LHD1	0.12	0.09
tblVehicleEF	LHD1	0.02	0.02
tblVehicleEF	LHD1	1.6320e-003	1.2680e-003
tblVehicleEF	LHD1	0.07	0.05
tblVehicleEF	LHD1	0.37	0.56
tblVehicleEF	LHD1	0.21	0.06
tblVehicleEF	LHD1	9.1000e-005	8.7000e-005
tblVehicleEF	LHD1	5.7560e-003	5.9570e-003
tblVehicleEF	LHD1	3.2000e-004	9.9000e-005
tblVehicleEF	LHD1	3.4680e-003	2.7570e-003
tblVehicleEF	LHD1	0.12	0.09
tblVehicleEF	LHD1	0.02	0.03
tblVehicleEF	LHD1	1.6320e-003	1.2680e-003

Merrill Commerce Center (Phase C Construction - Unmitigated) - San Bernardino-South Coast County, Summer

tblVehicleEF	LHD1	0.08	0.06
tblVehicleEF	LHD1	0.37	0.56
tblVehicleEF	LHD1	0.22	0.07
tblVehicleEF	LHD2	3.0190e-003	2.9450e-003
tblVehicleEF	LHD2	3.0020e-003	3.0680e-003
tblVehicleEF	LHD2	5.3750e-003	7.2680e-003
tblVehicleEF	LHD2	0.12	0.13
tblVehicleEF	LHD2	0.32	0.39
tblVehicleEF	LHD2	0.99	0.52
tblVehicleEF	LHD2	14.02	14.10
tblVehicleEF	LHD2	590.99	612.80
tblVehicleEF	LHD2	23.05	7.09
tblVehicleEF	LHD2	0.09	0.10
tblVehicleEF	LHD2	0.79	1.09
tblVehicleEF	LHD2	1.1800e-003	1.4530e-003
tblVehicleEF	LHD2	0.01	0.01
tblVehicleEF	LHD2	9.5980e-003	0.01
tblVehicleEF	LHD2	3.5700e-004	1.0800e-004
tblVehicleEF	LHD2	1.1290e-003	1.3900e-003
tblVehicleEF	LHD2	2.7000e-003	2.7060e-003
tblVehicleEF	LHD2	9.1720e-003	0.01
tblVehicleEF	LHD2	3.2900e-004	1.0000e-004
tblVehicleEF	LHD2	1.0100e-003	1.2570e-003
tblVehicleEF	LHD2	0.03	0.04
tblVehicleEF	LHD2	0.01	0.02
tblVehicleEF	LHD2	5.7600e-004	6.9200e-004
tblVehicleEF	LHD2	0.04	0.05

Merrill Commerce Center (Phase C Construction - Unmitigated) - San Bernardino-South Coast County, Summer

tblVehicleEF	LHD2	0.06	0.22
tblVehicleEF	LHD2	0.07	0.04
tblVehicleEF	LHD2	1.3700e-004	1.3500e-004
tblVehicleEF	LHD2	5.7450e-003	5.9080e-003
tblVehicleEF	LHD2	2.4800e-004	7.0000e-005
tblVehicleEF	LHD2	1.0100e-003	1.2570e-003
tblVehicleEF	LHD2	0.03	0.04
tblVehicleEF	LHD2	0.02	0.02
tblVehicleEF	LHD2	5.7600e-004	6.9200e-004
tblVehicleEF	LHD2	0.05	0.06
tblVehicleEF	LHD2	0.06	0.22
tblVehicleEF	LHD2	0.08	0.04
tblVehicleEF	LHD2	3.0190e-003	2.9540e-003
tblVehicleEF	LHD2	3.0350e-003	3.0940e-003
tblVehicleEF	LHD2	5.1530e-003	6.9430e-003
tblVehicleEF	LHD2	0.12	0.13
tblVehicleEF	LHD2	0.32	0.40
tblVehicleEF	LHD2	0.93	0.49
tblVehicleEF	LHD2	14.02	14.10
tblVehicleEF	LHD2	590.99	612.80
tblVehicleEF	LHD2	23.05	7.04
tblVehicleEF	LHD2	0.09	0.10
tblVehicleEF	LHD2	0.74	1.03
tblVehicleEF	LHD2	1.1800e-003	1.4530e-003
tblVehicleEF	LHD2	0.01	0.01
tblVehicleEF	LHD2	9.5980e-003	0.01
tblVehicleEF	LHD2	3.5700e-004	1.0800e-004

Merrill Commerce Center (Phase C Construction - Unmitigated) - San Bernardino-South Coast County, Summer

tblVehicleEF	LHD2	1.1290e-003	1.3900e-003
tblVehicleEF	LHD2	2.7000e-003	2.7060e-003
tblVehicleEF	LHD2	9.1720e-003	0.01
tblVehicleEF	LHD2	3.2900e-004	1.0000e-004
tblVehicleEF	LHD2	1.9350e-003	2.4210e-003
tblVehicleEF	LHD2	0.03	0.04
tblVehicleEF	LHD2	0.01	0.02
tblVehicleEF	LHD2	1.2190e-003	1.4810e-003
tblVehicleEF	LHD2	0.04	0.05
tblVehicleEF	LHD2	0.06	0.22
tblVehicleEF	LHD2	0.07	0.03
tblVehicleEF	LHD2	1.3700e-004	1.3500e-004
tblVehicleEF	LHD2	5.7450e-003	5.9080e-003
tblVehicleEF	LHD2	2.4700e-004	7.0000e-005
tblVehicleEF	LHD2	1.9350e-003	2.4210e-003
tblVehicleEF	LHD2	0.03	0.04
tblVehicleEF	LHD2	0.02	0.02
tblVehicleEF	LHD2	1.2190e-003	1.4810e-003
tblVehicleEF	LHD2	0.05	0.06
tblVehicleEF	LHD2	0.06	0.22
tblVehicleEF	LHD2	0.08	0.04
tblVehicleEF	LHD2	3.0190e-003	2.9470e-003
tblVehicleEF	LHD2	3.0060e-003	3.0710e-003
tblVehicleEF	LHD2	5.3330e-003	7.2070e-003
tblVehicleEF	LHD2	0.12	0.13
tblVehicleEF	LHD2	0.32	0.39
tblVehicleEF	LHD2	0.97	0.52

Merrill Commerce Center (Phase C Construction - Unmitigated) - San Bernardino-South Coast County, Summer

tblVehicleEF	LHD2	14.02	14.10
tblVehicleEF	LHD2	590.99	612.80
tblVehicleEF	LHD2	23.05	7.08
tblVehicleEF	LHD2	0.09	0.10
tblVehicleEF	LHD2	0.77	1.07
tblVehicleEF	LHD2	1.1800e-003	1.4530e-003
tblVehicleEF	LHD2	0.01	0.01
tblVehicleEF	LHD2	9.5980e-003	0.01
tblVehicleEF	LHD2	3.5700e-004	1.0800e-004
tblVehicleEF	LHD2	1.1290e-003	1.3900e-003
tblVehicleEF	LHD2	2.7000e-003	2.7060e-003
tblVehicleEF	LHD2	9.1720e-003	0.01
tblVehicleEF	LHD2	3.2900e-004	1.0000e-004
tblVehicleEF	LHD2	1.0020e-003	1.2650e-003
tblVehicleEF	LHD2	0.03	0.04
tblVehicleEF	LHD2	0.01	0.02
tblVehicleEF	LHD2	5.6100e-004	6.7200e-004
tblVehicleEF	LHD2	0.04	0.05
tblVehicleEF	LHD2	0.07	0.24
tblVehicleEF	LHD2	0.07	0.03
tblVehicleEF	LHD2	1.3700e-004	1.3500e-004
tblVehicleEF	LHD2	5.7450e-003	5.9080e-003
tblVehicleEF	LHD2	2.4800e-004	7.0000e-005
tblVehicleEF	LHD2	1.0020e-003	1.2650e-003
tblVehicleEF	LHD2	0.03	0.04
tblVehicleEF	LHD2	0.02	0.02
tblVehicleEF	LHD2	5.6100e-004	6.7200e-004

Merrill Commerce Center (Phase C Construction - Unmitigated) - San Bernardino-South Coast County, Summer

tblVehicleEF	LHD2	0.05	0.06
tblVehicleEF	LHD2	0.07	0.24
tblVehicleEF	LHD2	0.08	0.04
tblVehicleEF	MCY	0.44	0.32
tblVehicleEF	MCY	0.15	0.25
tblVehicleEF	MCY	19.12	19.37
tblVehicleEF	MCY	10.00	8.87
tblVehicleEF	MCY	170.19	210.88
tblVehicleEF	MCY	44.81	60.33
tblVehicleEF	MCY	1.15	1.15
tblVehicleEF	MCY	2.0020e-003	1.9620e-003
tblVehicleEF	MCY	3.3000e-003	2.8020e-003
tblVehicleEF	MCY	1.8700e-003	1.8320e-003
tblVehicleEF	MCY	3.0980e-003	2.6300e-003
tblVehicleEF	MCY	1.43	1.45
tblVehicleEF	MCY	0.79	0.81
tblVehicleEF	MCY	0.77	0.78
tblVehicleEF	MCY	2.17	2.18
tblVehicleEF	MCY	0.44	1.74
tblVehicleEF	MCY	2.11	1.87
tblVehicleEF	MCY	2.0780e-003	2.0870e-003
tblVehicleEF	MCY	6.7400e-004	5.9700e-004
tblVehicleEF	MCY	1.43	1.45
tblVehicleEF	MCY	0.79	0.81
tblVehicleEF	MCY	0.77	0.78
tblVehicleEF	MCY	2.69	2.70
tblVehicleEF	MCY	0.44	1.74

Merrill Commerce Center (Phase C Construction - Unmitigated) - San Bernardino-South Coast County, Summer

tblVehicleEF	MCY	2.29	2.03
tblVehicleEF	MCY	0.43	0.32
tblVehicleEF	MCY	0.13	0.21
tblVehicleEF	MCY	19.26	19.51
tblVehicleEF	MCY	9.04	7.97
tblVehicleEF	MCY	170.19	210.93
tblVehicleEF	MCY	44.81	58.05
tblVehicleEF	MCY	0.98	0.98
tblVehicleEF	MCY	2.0020e-003	1.9620e-003
tblVehicleEF	MCY	3.3000e-003	2.8020e-003
tblVehicleEF	MCY	1.8700e-003	1.8320e-003
tblVehicleEF	MCY	3.0980e-003	2.6300e-003
tblVehicleEF	MCY	3.08	3.13
tblVehicleEF	MCY	1.21	1.26
tblVehicleEF	MCY	2.05	2.08
tblVehicleEF	MCY	2.12	2.13
tblVehicleEF	MCY	0.44	1.74
tblVehicleEF	MCY	1.82	1.60
tblVehicleEF	MCY	2.0780e-003	2.0870e-003
tblVehicleEF	MCY	6.4900e-004	5.7400e-004
tblVehicleEF	MCY	3.08	3.13
tblVehicleEF	MCY	1.21	1.26
tblVehicleEF	MCY	2.05	2.08
tblVehicleEF	MCY	2.64	2.64
tblVehicleEF	MCY	0.44	1.74
tblVehicleEF	MCY	1.98	1.75
tblVehicleEF	MCY	0.44	0.32

Merrill Commerce Center (Phase C Construction - Unmitigated) - San Bernardino-South Coast County, Summer

tblVehicleEF	MCY	0.15	0.24
tblVehicleEF	MCY	18.32	18.54
tblVehicleEF	MCY	9.65	8.53
tblVehicleEF	MCY	170.19	209.44
tblVehicleEF	MCY	44.81	59.57
tblVehicleEF	MCY	1.11	1.11
tblVehicleEF	MCY	2.0020e-003	1.9620e-003
tblVehicleEF	MCY	3.3000e-003	2.8020e-003
tblVehicleEF	MCY	1.8700e-003	1.8320e-003
tblVehicleEF	MCY	3.0980e-003	2.6300e-003
tblVehicleEF	MCY	1.68	1.70
tblVehicleEF	MCY	1.05	1.07
tblVehicleEF	MCY	0.69	0.70
tblVehicleEF	MCY	2.14	2.14
tblVehicleEF	MCY	0.50	2.00
tblVehicleEF	MCY	2.04	1.80
tblVehicleEF	MCY	2.0640e-003	2.0730e-003
tblVehicleEF	MCY	6.6600e-004	5.9000e-004
tblVehicleEF	MCY	1.68	1.70
tblVehicleEF	MCY	1.05	1.07
tblVehicleEF	MCY	0.69	0.70
tblVehicleEF	MCY	2.65	2.66
tblVehicleEF	MCY	0.50	2.00
tblVehicleEF	MCY	2.22	1.96
tblVehicleEF	MDV	8.5490e-003	3.4430e-003
tblVehicleEF	MDV	0.01	0.06
tblVehicleEF	MDV	0.97	0.80

Merrill Commerce Center (Phase C Construction - Unmitigated) - San Bernardino-South Coast County, Summer

tblVehicleEF	MDV	2.26	2.68
tblVehicleEF	MDV	424.40	358.68
tblVehicleEF	MDV	95.54	75.12
tblVehicleEF	MDV	0.12	0.07
tblVehicleEF	MDV	1.7550e-003	1.3620e-003
tblVehicleEF	MDV	2.3950e-003	1.6900e-003
tblVehicleEF	MDV	1.6170e-003	1.2560e-003
tblVehicleEF	MDV	2.2020e-003	1.5540e-003
tblVehicleEF	MDV	0.09	0.11
tblVehicleEF	MDV	0.18	0.15
tblVehicleEF	MDV	0.08	0.09
tblVehicleEF	MDV	0.02	0.01
tblVehicleEF	MDV	0.10	0.46
tblVehicleEF	MDV	0.17	0.31
tblVehicleEF	MDV	4.2490e-003	3.5450e-003
tblVehicleEF	MDV	9.9500e-004	7.4300e-004
tblVehicleEF	MDV	0.09	0.11
tblVehicleEF	MDV	0.18	0.15
tblVehicleEF	MDV	0.08	0.09
tblVehicleEF	MDV	0.03	0.02
tblVehicleEF	MDV	0.10	0.46
tblVehicleEF	MDV	0.18	0.34
tblVehicleEF	MDV	9.6990e-003	3.9420e-003
tblVehicleEF	MDV	0.01	0.06
tblVehicleEF	MDV	1.19	0.97
tblVehicleEF	MDV	1.87	2.22
tblVehicleEF	MDV	461.94	380.41

Merrill Commerce Center (Phase C Construction - Unmitigated) - San Bernardino-South Coast County, Summer

tblVehicleEF	MDV	95.54	74.23
tblVehicleEF	MDV	0.10	0.06
tblVehicleEF	MDV	1.7550e-003	1.3620e-003
tblVehicleEF	MDV	2.3950e-003	1.6900e-003
tblVehicleEF	MDV	1.6170e-003	1.2560e-003
tblVehicleEF	MDV	2.2020e-003	1.5540e-003
tblVehicleEF	MDV	0.18	0.21
tblVehicleEF	MDV	0.20	0.17
tblVehicleEF	MDV	0.16	0.19
tblVehicleEF	MDV	0.02	0.02
tblVehicleEF	MDV	0.10	0.46
tblVehicleEF	MDV	0.14	0.26
tblVehicleEF	MDV	4.6270e-003	3.7610e-003
tblVehicleEF	MDV	9.8800e-004	7.3500e-004
tblVehicleEF	MDV	0.18	0.21
tblVehicleEF	MDV	0.20	0.17
tblVehicleEF	MDV	0.16	0.19
tblVehicleEF	MDV	0.04	0.02
tblVehicleEF	MDV	0.10	0.46
tblVehicleEF	MDV	0.15	0.28
tblVehicleEF	MDV	8.3240e-003	3.3580e-003
tblVehicleEF	MDV	0.01	0.06
tblVehicleEF	MDV	0.92	0.75
tblVehicleEF	MDV	2.23	2.64
tblVehicleEF	MDV	415.65	353.53
tblVehicleEF	MDV	95.54	75.05
tblVehicleEF	MDV	0.11	0.06

Merrill Commerce Center (Phase C Construction - Unmitigated) - San Bernardino-South Coast County, Summer

tblVehicleEF	MDV	1.7550e-003	1.3620e-003
tblVehicleEF	MDV	2.3950e-003	1.6900e-003
tblVehicleEF	MDV	1.6170e-003	1.2560e-003
tblVehicleEF	MDV	2.2020e-003	1.5540e-003
tblVehicleEF	MDV	0.09	0.10
tblVehicleEF	MDV	0.19	0.16
tblVehicleEF	MDV	0.07	0.09
tblVehicleEF	MDV	0.02	0.01
tblVehicleEF	MDV	0.12	0.53
tblVehicleEF	MDV	0.16	0.31
tblVehicleEF	MDV	4.1610e-003	3.4950e-003
tblVehicleEF	MDV	9.9400e-004	7.4300e-004
tblVehicleEF	MDV	0.09	0.10
tblVehicleEF	MDV	0.19	0.16
tblVehicleEF	MDV	0.07	0.09
tblVehicleEF	MDV	0.03	0.02
tblVehicleEF	MDV	0.12	0.53
tblVehicleEF	MDV	0.18	0.34
tblVehicleEF	MH	0.02	3.4970e-003
tblVehicleEF	MH	0.02	0.00
tblVehicleEF	MH	1.71	0.32
tblVehicleEF	MH	5.12	0.00
tblVehicleEF	MH	1,044.82	918.79
tblVehicleEF	MH	58.27	0.00
tblVehicleEF	MH	1.20	3.97
tblVehicleEF	MH	0.01	0.02
tblVehicleEF	MH	0.03	0.12

Merrill Commerce Center (Phase C Construction - Unmitigated) - San Bernardino-South Coast County, Summer

tblVehicleEF	MH	9.8200e-004	0.00
tblVehicleEF	MH	3.2250e-003	4.0000e-003
tblVehicleEF	MH	0.03	0.11
tblVehicleEF	MH	9.0300e-004	0.00
tblVehicleEF	MH	1.16	0.00
tblVehicleEF	MH	0.07	0.00
tblVehicleEF	MH	0.41	0.00
tblVehicleEF	MH	0.07	0.08
tblVehicleEF	MH	0.03	0.00
tblVehicleEF	MH	0.30	0.00
tblVehicleEF	MH	0.01	8.6860e-003
tblVehicleEF	MH	6.7200e-004	0.00
tblVehicleEF	MH	1.16	0.00
tblVehicleEF	MH	0.07	0.00
tblVehicleEF	MH	0.41	0.00
tblVehicleEF	MH	0.09	0.09
tblVehicleEF	MH	0.03	0.00
tblVehicleEF	MH	0.33	0.00
tblVehicleEF	MH	0.02	3.4970e-003
tblVehicleEF	MH	0.02	0.00
tblVehicleEF	MH	1.77	0.32
tblVehicleEF	MH	4.67	0.00
tblVehicleEF	MH	1,044.82	918.79
tblVehicleEF	MH	58.27	0.00
tblVehicleEF	MH	1.10	3.73
tblVehicleEF	MH	0.01	0.02
tblVehicleEF	MH	0.03	0.12

Merrill Commerce Center (Phase C Construction - Unmitigated) - San Bernardino-South Coast County, Summer

tblVehicleEF	MH	9.8200e-004	0.00
tblVehicleEF	MH	3.2250e-003	4.0000e-003
tblVehicleEF	MH	0.03	0.11
tblVehicleEF	MH	9.0300e-004	0.00
tblVehicleEF	MH	2.28	0.00
tblVehicleEF	MH	0.09	0.00
tblVehicleEF	MH	0.97	0.00
tblVehicleEF	MH	0.07	0.08
tblVehicleEF	MH	0.03	0.00
tblVehicleEF	MH	0.28	0.00
tblVehicleEF	MH	0.01	8.6860e-003
tblVehicleEF	MH	6.6400e-004	0.00
tblVehicleEF	MH	2.28	0.00
tblVehicleEF	MH	0.09	0.00
tblVehicleEF	MH	0.97	0.00
tblVehicleEF	MH	0.09	0.09
tblVehicleEF	MH	0.03	0.00
tblVehicleEF	MH	0.31	0.00
tblVehicleEF	MH	0.02	3.4970e-003
tblVehicleEF	MH	0.02	0.00
tblVehicleEF	MH	1.71	0.32
tblVehicleEF	MH	5.07	0.00
tblVehicleEF	MH	1,044.82	918.79
tblVehicleEF	MH	58.27	0.00
tblVehicleEF	MH	1.17	3.90
tblVehicleEF	MH	0.01	0.02
tblVehicleEF	MH	0.03	0.12

Merrill Commerce Center (Phase C Construction - Unmitigated) - San Bernardino-South Coast County, Summer

tblVehicleEF	MH	9.8200e-004	0.00
tblVehicleEF	MH	3.2250e-003	4.0000e-003
tblVehicleEF	MH	0.03	0.11
tblVehicleEF	MH	9.0300e-004	0.00
tblVehicleEF	MH	1.34	0.00
tblVehicleEF	MH	0.09	0.00
tblVehicleEF	MH	0.43	0.00
tblVehicleEF	MH	0.07	0.08
tblVehicleEF	MH	0.03	0.00
tblVehicleEF	MH	0.30	0.00
tblVehicleEF	MH	0.01	8.6860e-003
tblVehicleEF	MH	6.7100e-004	0.00
tblVehicleEF	MH	1.34	0.00
tblVehicleEF	MH	0.09	0.00
tblVehicleEF	MH	0.43	0.00
tblVehicleEF	MH	0.09	0.09
tblVehicleEF	MH	0.03	0.00
tblVehicleEF	MH	0.32	0.00
tblVehicleEF	MHD	0.02	2.9940e-003
tblVehicleEF	MHD	2.1980e-003	9.6000e-004
tblVehicleEF	MHD	0.04	7.1190e-003
tblVehicleEF	MHD	0.29	0.33
tblVehicleEF	MHD	0.20	0.13
tblVehicleEF	MHD	3.68	0.75
tblVehicleEF	MHD	158.15	61.88
tblVehicleEF	MHD	1,094.62	924.73
tblVehicleEF	MHD	48.60	7.15

Merrill Commerce Center (Phase C Construction - Unmitigated) - San Bernardino-South Coast County, Summer

tblVehicleEF	MHD	0.42	0.33
tblVehicleEF	MHD	0.62	1.01
tblVehicleEF	MHD	8.1000e-005	2.0700e-004
tblVehicleEF	MHD	2.7670e-003	7.7130e-003
tblVehicleEF	MHD	6.4800e-004	8.3000e-005
tblVehicleEF	MHD	7.7000e-005	1.9800e-004
tblVehicleEF	MHD	2.6430e-003	7.3750e-003
tblVehicleEF	MHD	5.9600e-004	7.6000e-005
tblVehicleEF	MHD	9.1200e-004	4.0900e-004
tblVehicleEF	MHD	0.03	0.01
tblVehicleEF	MHD	0.02	0.01
tblVehicleEF	MHD	5.0100e-004	2.2400e-004
tblVehicleEF	MHD	0.03	9.7180e-003
tblVehicleEF	MHD	0.01	0.08
tblVehicleEF	MHD	0.23	0.04
tblVehicleEF	MHD	1.5190e-003	5.8700e-004
tblVehicleEF	MHD	0.01	8.8120e-003
tblVehicleEF	MHD	5.5000e-004	7.1000e-005
tblVehicleEF	MHD	9.1200e-004	4.0900e-004
tblVehicleEF	MHD	0.03	0.01
tblVehicleEF	MHD	0.03	0.02
tblVehicleEF	MHD	5.0100e-004	2.2400e-004
tblVehicleEF	MHD	0.03	0.01
tblVehicleEF	MHD	0.01	0.08
tblVehicleEF	MHD	0.25	0.04
tblVehicleEF	MHD	0.01	2.8540e-003
tblVehicleEF	MHD	2.2250e-003	9.7900e-004

Merrill Commerce Center (Phase C Construction - Unmitigated) - San Bernardino-South Coast County, Summer

tblVehicleEF	MHD	0.04	6.7960e-003
tblVehicleEF	MHD	0.21	0.29
tblVehicleEF	MHD	0.20	0.13
tblVehicleEF	MHD	3.44	0.70
tblVehicleEF	MHD	167.52	61.59
tblVehicleEF	MHD	1,094.62	924.73
tblVehicleEF	MHD	48.60	7.06
tblVehicleEF	MHD	0.44	0.32
tblVehicleEF	MHD	0.58	0.95
tblVehicleEF	MHD	6.8000e-005	1.7800e-004
tblVehicleEF	MHD	2.7670e-003	7.7130e-003
tblVehicleEF	MHD	6.4800e-004	8.3000e-005
tblVehicleEF	MHD	6.5000e-005	1.7000e-004
tblVehicleEF	MHD	2.6430e-003	7.3750e-003
tblVehicleEF	MHD	5.9600e-004	7.6000e-005
tblVehicleEF	MHD	1.7790e-003	7.9800e-004
tblVehicleEF	MHD	0.04	0.02
tblVehicleEF	MHD	0.02	0.01
tblVehicleEF	MHD	1.1090e-003	4.9600e-004
tblVehicleEF	MHD	0.03	9.7970e-003
tblVehicleEF	MHD	0.01	0.08
tblVehicleEF	MHD	0.22	0.03
tblVehicleEF	MHD	1.6070e-003	5.8400e-004
tblVehicleEF	MHD	0.01	8.8120e-003
tblVehicleEF	MHD	5.4600e-004	7.0000e-005
tblVehicleEF	MHD	1.7790e-003	7.9800e-004
tblVehicleEF	MHD	0.04	0.02

Merrill Commerce Center (Phase C Construction - Unmitigated) - San Bernardino-South Coast County, Summer

tblVehicleEF	MHD	0.03	0.02
tblVehicleEF	MHD	1.1090e-003	4.9600e-004
tblVehicleEF	MHD	0.03	0.01
tblVehicleEF	MHD	0.01	0.08
tblVehicleEF	MHD	0.24	0.04
tblVehicleEF	MHD	0.02	3.2040e-003
tblVehicleEF	MHD	2.2010e-003	9.6100e-004
tblVehicleEF	MHD	0.04	7.0350e-003
tblVehicleEF	MHD	0.40	0.39
tblVehicleEF	MHD	0.20	0.13
tblVehicleEF	MHD	3.62	0.74
tblVehicleEF	MHD	145.20	62.28
tblVehicleEF	MHD	1,094.62	924.73
tblVehicleEF	MHD	48.60	7.13
tblVehicleEF	MHD	0.40	0.35
tblVehicleEF	MHD	0.61	0.99
tblVehicleEF	MHD	9.8000e-005	2.4800e-004
tblVehicleEF	MHD	2.7670e-003	7.7130e-003
tblVehicleEF	MHD	6.4800e-004	8.3000e-005
tblVehicleEF	MHD	9.4000e-005	2.3700e-004
tblVehicleEF	MHD	2.6430e-003	7.3750e-003
tblVehicleEF	MHD	5.9600e-004	7.6000e-005
tblVehicleEF	MHD	9.3500e-004	4.2100e-004
tblVehicleEF	MHD	0.03	0.02
tblVehicleEF	MHD	0.02	0.02
tblVehicleEF	MHD	4.8700e-004	2.1800e-004
tblVehicleEF	MHD	0.03	9.7270e-003

Merrill Commerce Center (Phase C Construction - Unmitigated) - San Bernardino-South Coast County, Summer

tblVehicleEF	MHD	0.01	0.08
tblVehicleEF	MHD	0.22	0.04
tblVehicleEF	MHD	1.3960e-003	5.9100e-004
tblVehicleEF	MHD	0.01	8.8120e-003
tblVehicleEF	MHD	5.4900e-004	7.1000e-005
tblVehicleEF	MHD	9.3500e-004	4.2100e-004
tblVehicleEF	MHD	0.03	0.02
tblVehicleEF	MHD	0.03	0.02
tblVehicleEF	MHD	4.8700e-004	2.1800e-004
tblVehicleEF	MHD	0.03	0.01
tblVehicleEF	MHD	0.01	0.08
tblVehicleEF	MHD	0.25	0.04
tblVehicleEF	OBUS	0.01	8.9910e-003
tblVehicleEF	OBUS	5.5880e-003	5.0340e-003
tblVehicleEF	OBUS	0.02	0.02
tblVehicleEF	OBUS	0.24	0.52
tblVehicleEF	OBUS	0.37	0.59
tblVehicleEF	OBUS	5.06	2.45
tblVehicleEF	OBUS	67.58	67.60
tblVehicleEF	OBUS	1,116.49	1,365.08
tblVehicleEF	OBUS	69.55	20.25
tblVehicleEF	OBUS	0.13	0.25
tblVehicleEF	OBUS	0.43	0.85
tblVehicleEF	OBUS	1.2000e-005	8.5000e-005
tblVehicleEF	OBUS	2.0510e-003	6.3820e-003
tblVehicleEF	OBUS	9.6400e-004	2.3500e-004
tblVehicleEF	OBUS	1.1000e-005	8.1000e-005

Merrill Commerce Center (Phase C Construction - Unmitigated) - San Bernardino-South Coast County, Summer

tblVehicleEF	OBUS	1.9380e-003	6.0850e-003
tblVehicleEF	OBUS	8.8700e-004	2.1600e-004
tblVehicleEF	OBUS	1.8580e-003	2.6690e-003
tblVehicleEF	OBUS	0.02	0.03
tblVehicleEF	OBUS	0.03	0.05
tblVehicleEF	OBUS	8.2500e-004	1.1300e-003
tblVehicleEF	OBUS	0.03	0.03
tblVehicleEF	OBUS	0.05	0.32
tblVehicleEF	OBUS	0.32	0.12
tblVehicleEF	OBUS	6.5700e-004	6.4500e-004
tblVehicleEF	OBUS	0.01	0.01
tblVehicleEF	OBUS	7.8400e-004	2.0000e-004
tblVehicleEF	OBUS	1.8580e-003	2.6690e-003
tblVehicleEF	OBUS	0.02	0.03
tblVehicleEF	OBUS	0.04	0.06
tblVehicleEF	OBUS	8.2500e-004	1.1300e-003
tblVehicleEF	OBUS	0.03	0.04
tblVehicleEF	OBUS	0.05	0.32
tblVehicleEF	OBUS	0.35	0.13
tblVehicleEF	OBUS	0.01	9.0700e-003
tblVehicleEF	OBUS	5.7260e-003	5.1780e-003
tblVehicleEF	OBUS	0.02	0.02
tblVehicleEF	OBUS	0.24	0.52
tblVehicleEF	OBUS	0.38	0.60
tblVehicleEF	OBUS	4.64	2.25
tblVehicleEF	OBUS	70.58	66.89
tblVehicleEF	OBUS	1,116.49	1,365.10

Merrill Commerce Center (Phase C Construction - Unmitigated) - San Bernardino-South Coast County, Summer

tblVehicleEF	OBUS	69.55	19.90
tblVehicleEF	OBUS	0.13	0.24
tblVehicleEF	OBUS	0.40	0.78
tblVehicleEF	OBUS	1.0000e-005	7.5000e-005
tblVehicleEF	OBUS	2.0510e-003	6.3820e-003
tblVehicleEF	OBUS	9.6400e-004	2.3500e-004
tblVehicleEF	OBUS	1.0000e-005	7.2000e-005
tblVehicleEF	OBUS	1.9380e-003	6.0850e-003
tblVehicleEF	OBUS	8.8700e-004	2.1600e-004
tblVehicleEF	OBUS	3.5980e-003	5.1580e-003
tblVehicleEF	OBUS	0.02	0.03
tblVehicleEF	OBUS	0.03	0.05
tblVehicleEF	OBUS	1.8620e-003	2.5390e-003
tblVehicleEF	OBUS	0.03	0.03
tblVehicleEF	OBUS	0.05	0.32
tblVehicleEF	OBUS	0.30	0.11
tblVehicleEF	OBUS	6.8600e-004	6.3800e-004
tblVehicleEF	OBUS	0.01	0.01
tblVehicleEF	OBUS	7.7700e-004	1.9700e-004
tblVehicleEF	OBUS	3.5980e-003	5.1580e-003
tblVehicleEF	OBUS	0.02	0.03
tblVehicleEF	OBUS	0.04	0.07
tblVehicleEF	OBUS	1.8620e-003	2.5390e-003
tblVehicleEF	OBUS	0.04	0.04
tblVehicleEF	OBUS	0.05	0.32
tblVehicleEF	OBUS	0.33	0.12
tblVehicleEF	OBUS	0.01	8.9240e-003

Merrill Commerce Center (Phase C Construction - Unmitigated) - San Bernardino-South Coast County, Summer

tblVehicleEF	OBUS	5.6030e-003	5.0500e-003
tblVehicleEF	OBUS	0.02	0.02
tblVehicleEF	OBUS	0.25	0.52
tblVehicleEF	OBUS	0.37	0.59
tblVehicleEF	OBUS	5.03	2.43
tblVehicleEF	OBUS	63.44	68.58
tblVehicleEF	OBUS	1,116.49	1,365.08
tblVehicleEF	OBUS	69.55	20.22
tblVehicleEF	OBUS	0.12	0.27
tblVehicleEF	OBUS	0.42	0.83
tblVehicleEF	OBUS	1.4000e-005	9.8000e-005
tblVehicleEF	OBUS	2.0510e-003	6.3820e-003
tblVehicleEF	OBUS	9.6400e-004	2.3500e-004
tblVehicleEF	OBUS	1.4000e-005	9.4000e-005
tblVehicleEF	OBUS	1.9380e-003	6.0850e-003
tblVehicleEF	OBUS	8.8700e-004	2.1600e-004
tblVehicleEF	OBUS	1.8980e-003	2.7930e-003
tblVehicleEF	OBUS	0.02	0.03
tblVehicleEF	OBUS	0.03	0.05
tblVehicleEF	OBUS	8.1700e-004	1.1300e-003
tblVehicleEF	OBUS	0.03	0.03
tblVehicleEF	OBUS	0.05	0.34
tblVehicleEF	OBUS	0.31	0.12
tblVehicleEF	OBUS	6.1800e-004	6.5400e-004
tblVehicleEF	OBUS	0.01	0.01
tblVehicleEF	OBUS	7.8400e-004	2.0000e-004
tblVehicleEF	OBUS	1.8980e-003	2.7930e-003

Merrill Commerce Center (Phase C Construction - Unmitigated) - San Bernardino-South Coast County, Summer

tblVehicleEF	OBUS	0.02	0.03
tblVehicleEF	OBUS	0.04	0.06
tblVehicleEF	OBUS	8.1700e-004	1.1300e-003
tblVehicleEF	OBUS	0.03	0.04
tblVehicleEF	OBUS	0.05	0.34
tblVehicleEF	OBUS	0.34	0.13
tblVehicleEF	SBUS	0.82	0.05
tblVehicleEF	SBUS	7.8130e-003	5.3990e-003
tblVehicleEF	SBUS	0.06	4.5740e-003
tblVehicleEF	SBUS	6.12	2.19
tblVehicleEF	SBUS	0.49	0.47
tblVehicleEF	SBUS	5.01	0.59
tblVehicleEF	SBUS	1,203.07	329.54
tblVehicleEF	SBUS	1,105.95	1,067.20
tblVehicleEF	SBUS	41.30	3.57
tblVehicleEF	SBUS	8.58	2.94
tblVehicleEF	SBUS	3.25	4.02
tblVehicleEF	SBUS	6.6860e-003	2.6920e-003
tblVehicleEF	SBUS	0.01	0.01
tblVehicleEF	SBUS	0.02	0.02
tblVehicleEF	SBUS	6.3200e-004	3.8000e-005
tblVehicleEF	SBUS	6.3970e-003	2.5760e-003
tblVehicleEF	SBUS	2.7260e-003	2.7350e-003
tblVehicleEF	SBUS	0.02	0.02
tblVehicleEF	SBUS	5.8100e-004	3.5000e-005
tblVehicleEF	SBUS	3.1550e-003	8.0900e-004
tblVehicleEF	SBUS	0.02	6.0880e-003

Merrill Commerce Center (Phase C Construction - Unmitigated) - San Bernardino-South Coast County, Summer

tblVehicleEF	SBUS	0.72	0.23
tblVehicleEF	SBUS	1.5070e-003	4.0900e-004
tblVehicleEF	SBUS	0.09	0.08
tblVehicleEF	SBUS	9.7290e-003	0.04
tblVehicleEF	SBUS	0.26	0.03
tblVehicleEF	SBUS	0.01	3.1350e-003
tblVehicleEF	SBUS	0.01	0.01
tblVehicleEF	SBUS	5.0000e-004	3.5000e-005
tblVehicleEF	SBUS	3.1550e-003	8.0900e-004
tblVehicleEF	SBUS	0.02	6.0880e-003
tblVehicleEF	SBUS	1.04	0.32
tblVehicleEF	SBUS	1.5070e-003	4.0900e-004
tblVehicleEF	SBUS	0.11	0.09
tblVehicleEF	SBUS	9.7290e-003	0.04
tblVehicleEF	SBUS	0.29	0.03
tblVehicleEF	SBUS	0.82	0.05
tblVehicleEF	SBUS	7.9420e-003	5.4670e-003
tblVehicleEF	SBUS	0.05	3.7780e-003
tblVehicleEF	SBUS	6.01	2.16
tblVehicleEF	SBUS	0.50	0.47
tblVehicleEF	SBUS	3.43	0.42
tblVehicleEF	SBUS	1,262.44	335.12
tblVehicleEF	SBUS	1,105.95	1,067.21
tblVehicleEF	SBUS	41.30	3.27
tblVehicleEF	SBUS	8.85	2.98
tblVehicleEF	SBUS	3.05	3.77
tblVehicleEF	SBUS	5.6360e-003	2.2790e-003

Merrill Commerce Center (Phase C Construction - Unmitigated) - San Bernardino-South Coast County, Summer

tblVehicleEF	SBUS	0.01	0.01
tblVehicleEF	SBUS	0.02	0.02
tblVehicleEF	SBUS	6.3200e-004	3.8000e-005
tblVehicleEF	SBUS	5.3920e-003	2.1800e-003
tblVehicleEF	SBUS	2.7260e-003	2.7350e-003
tblVehicleEF	SBUS	0.02	0.02
tblVehicleEF	SBUS	5.8100e-004	3.5000e-005
tblVehicleEF	SBUS	5.9800e-003	1.4630e-003
tblVehicleEF	SBUS	0.02	6.3280e-003
tblVehicleEF	SBUS	0.72	0.23
tblVehicleEF	SBUS	3.2100e-003	7.8800e-004
tblVehicleEF	SBUS	0.09	0.08
tblVehicleEF	SBUS	8.8900e-003	0.03
tblVehicleEF	SBUS	0.21	0.02
tblVehicleEF	SBUS	0.01	3.1880e-003
tblVehicleEF	SBUS	0.01	0.01
tblVehicleEF	SBUS	4.7300e-004	3.2000e-005
tblVehicleEF	SBUS	5.9800e-003	1.4630e-003
tblVehicleEF	SBUS	0.02	6.3280e-003
tblVehicleEF	SBUS	1.04	0.32
tblVehicleEF	SBUS	3.2100e-003	7.8800e-004
tblVehicleEF	SBUS	0.11	0.09
tblVehicleEF	SBUS	8.8900e-003	0.03
tblVehicleEF	SBUS	0.24	0.02
tblVehicleEF	SBUS	0.82	0.05
tblVehicleEF	SBUS	7.8160e-003	5.3960e-003
tblVehicleEF	SBUS	0.06	4.6760e-003

Merrill Commerce Center (Phase C Construction - Unmitigated) - San Bernardino-South Coast County, Summer

tblVehicleEF	SBUS	6.28	2.24
tblVehicleEF	SBUS	0.49	0.46
tblVehicleEF	SBUS	5.06	0.61
tblVehicleEF	SBUS	1,121.07	321.84
tblVehicleEF	SBUS	1,105.95	1,067.20
tblVehicleEF	SBUS	41.30	3.59
tblVehicleEF	SBUS	8.20	2.88
tblVehicleEF	SBUS	3.20	3.96
tblVehicleEF	SBUS	8.1350e-003	3.2630e-003
tblVehicleEF	SBUS	0.01	0.01
tblVehicleEF	SBUS	0.02	0.02
tblVehicleEF	SBUS	6.3200e-004	3.8000e-005
tblVehicleEF	SBUS	7.7830e-003	3.1220e-003
tblVehicleEF	SBUS	2.7260e-003	2.7350e-003
tblVehicleEF	SBUS	0.02	0.02
tblVehicleEF	SBUS	5.8100e-004	3.5000e-005
tblVehicleEF	SBUS	3.0260e-003	7.5100e-004
tblVehicleEF	SBUS	0.02	6.2180e-003
tblVehicleEF	SBUS	0.73	0.23
tblVehicleEF	SBUS	1.4810e-003	4.0900e-004
tblVehicleEF	SBUS	0.09	0.08
tblVehicleEF	SBUS	0.01	0.04
tblVehicleEF	SBUS	0.27	0.03
tblVehicleEF	SBUS	0.01	3.0620e-003
tblVehicleEF	SBUS	0.01	0.01
tblVehicleEF	SBUS	5.0000e-004	3.6000e-005
tblVehicleEF	SBUS	3.0260e-003	7.5100e-004

Merrill Commerce Center (Phase C Construction - Unmitigated) - San Bernardino-South Coast County, Summer

tblVehicleEF	SBUS	0.02	6.2180e-003
tblVehicleEF	SBUS	1.05	0.32
tblVehicleEF	SBUS	1.4810e-003	4.0900e-004
tblVehicleEF	SBUS	0.11	0.09
tblVehicleEF	SBUS	0.01	0.04
tblVehicleEF	SBUS	0.29	0.03
tblVehicleEF	UBUS	1.45	4.21
tblVehicleEF	UBUS	0.08	0.02
tblVehicleEF	UBUS	7.26	32.80
tblVehicleEF	UBUS	12.29	1.40
tblVehicleEF	UBUS	1,786.94	1,717.18
tblVehicleEF	UBUS	140.81	16.38
tblVehicleEF	UBUS	3.74	0.36
tblVehicleEF	UBUS	0.51	0.08
tblVehicleEF	UBUS	0.01	0.03
tblVehicleEF	UBUS	0.04	2.7210e-003
tblVehicleEF	UBUS	1.4740e-003	2.1500e-004
tblVehicleEF	UBUS	0.22	0.03
tblVehicleEF	UBUS	3.0000e-003	6.3130e-003
tblVehicleEF	UBUS	0.04	2.5860e-003
tblVehicleEF	UBUS	1.3550e-003	1.9700e-004
tblVehicleEF	UBUS	6.8450e-003	1.9240e-003
tblVehicleEF	UBUS	0.09	0.01
tblVehicleEF	UBUS	3.4980e-003	8.4100e-004
tblVehicleEF	UBUS	0.36	0.06
tblVehicleEF	UBUS	0.02	0.05
tblVehicleEF	UBUS	1.04	0.07

Merrill Commerce Center (Phase C Construction - Unmitigated) - San Bernardino-South Coast County, Summer

tblVehicleEF	UBUS	9.2910e-003	3.7330e-003
tblVehicleEF	UBUS	1.6330e-003	1.6200e-004
tblVehicleEF	UBUS	6.8450e-003	1.9240e-003
tblVehicleEF	UBUS	0.09	0.01
tblVehicleEF	UBUS	3.4980e-003	8.4100e-004
tblVehicleEF	UBUS	1.85	4.30
tblVehicleEF	UBUS	0.02	0.05
tblVehicleEF	UBUS	1.13	0.08
tblVehicleEF	UBUS	1.45	4.21
tblVehicleEF	UBUS	0.07	0.02
tblVehicleEF	UBUS	7.32	32.80
tblVehicleEF	UBUS	10.15	1.15
tblVehicleEF	UBUS	1,786.94	1,717.18
tblVehicleEF	UBUS	140.81	15.96
tblVehicleEF	UBUS	3.47	0.36
tblVehicleEF	UBUS	0.51	0.08
tblVehicleEF	UBUS	0.01	0.03
tblVehicleEF	UBUS	0.04	2.7210e-003
tblVehicleEF	UBUS	1.4740e-003	2.1500e-004
tblVehicleEF	UBUS	0.22	0.03
tblVehicleEF	UBUS	3.0000e-003	6.3130e-003
tblVehicleEF	UBUS	0.04	2.5860e-003
tblVehicleEF	UBUS	1.3550e-003	1.9700e-004
tblVehicleEF	UBUS	0.01	3.6430e-003
tblVehicleEF	UBUS	0.11	0.01
tblVehicleEF	UBUS	8.0770e-003	1.8680e-003
tblVehicleEF	UBUS	0.36	0.06

Merrill Commerce Center (Phase C Construction - Unmitigated) - San Bernardino-South Coast County, Summer

tblVehicleEF	UBUS	0.02	0.05
tblVehicleEF	UBUS	0.93	0.06
tblVehicleEF	UBUS	9.2920e-003	3.7330e-003
tblVehicleEF	UBUS	1.5960e-003	1.5800e-004
tblVehicleEF	UBUS	0.01	3.6430e-003
tblVehicleEF	UBUS	0.11	0.01
tblVehicleEF	UBUS	8.0770e-003	1.8680e-003
tblVehicleEF	UBUS	1.85	4.30
tblVehicleEF	UBUS	0.02	0.05
tblVehicleEF	UBUS	1.02	0.07
tblVehicleEF	UBUS	1.45	4.21
tblVehicleEF	UBUS	0.08	0.02
tblVehicleEF	UBUS	7.27	32.80
tblVehicleEF	UBUS	11.92	1.37
tblVehicleEF	UBUS	1,786.94	1,717.18
tblVehicleEF	UBUS	140.81	16.32
tblVehicleEF	UBUS	3.67	0.36
tblVehicleEF	UBUS	0.51	0.08
tblVehicleEF	UBUS	0.01	0.03
tblVehicleEF	UBUS	0.04	2.7210e-003
tblVehicleEF	UBUS	1.4740e-003	2.1500e-004
tblVehicleEF	UBUS	0.22	0.03
tblVehicleEF	UBUS	3.0000e-003	6.3130e-003
tblVehicleEF	UBUS	0.04	2.5860e-003
tblVehicleEF	UBUS	1.3550e-003	1.9700e-004
tblVehicleEF	UBUS	7.5030e-003	1.9560e-003
tblVehicleEF	UBUS	0.11	0.01

Merrill Commerce Center (Phase C Construction - Unmitigated) - San Bernardino-South Coast County, Summer

tblVehicleEF	UBUS	3.5680e-003	8.2800e-004
tblVehicleEF	UBUS	0.36	0.06
tblVehicleEF	UBUS	0.03	0.05
tblVehicleEF	UBUS	1.02	0.07
tblVehicleEF	UBUS	9.2910e-003	3.7330e-003
tblVehicleEF	UBUS	1.6260e-003	1.6200e-004
tblVehicleEF	UBUS	7.5030e-003	1.9560e-003
tblVehicleEF	UBUS	0.11	0.01
tblVehicleEF	UBUS	3.5680e-003	8.2800e-004
tblVehicleEF	UBUS	1.85	4.30
tblVehicleEF	UBUS	0.03	0.05
tblVehicleEF	UBUS	1.12	0.07
tblVehicleTrips	CC_TL	8.40	0.00
tblVehicleTrips	CC_TL	8.40	0.00
tblVehicleTrips	CC_TTP	28.00	0.00
tblVehicleTrips	CNW_TL	6.90	0.00
tblVehicleTrips	CNW_TL	6.90	0.00
tblVehicleTrips	CNW_TTP	13.00	0.00
tblVehicleTrips	CW_TL	16.60	0.00
tblVehicleTrips	CW_TL	16.60	0.00
tblVehicleTrips	CW_TTP	59.00	0.00
tblVehicleTrips	DV_TP	19.00	0.00
tblVehicleTrips	PB_TP	2.00	0.00
tblVehicleTrips	PR_TP	79.00	0.00
tblVehicleTrips	ST_TR	2.49	0.00
tblVehicleTrips	SU_TR	0.73	0.00
tblVehicleTrips	WD_TR	6.83	0.00

Merrill Commerce Center (Phase C Construction - Unmitigated) - San Bernardino-South Coast County, Summer

tblWater	IndoorWaterUseRate	333,231,250.00	0.00
----------	--------------------	----------------	------

2.0 Emissions Summary

2.1 Overall Construction (Maximum Daily Emission)

Unmitigated Construction

	ROG	NOx	CO	SO2	Fugitive PM10	Exhaust PM10	PM10 Total	Fugitive PM2.5	Exhaust PM2.5	PM2.5 Total	Bio- CO2	NBio- CO2	Total CO2	CH4	N2O	CO2e
Year	lb/day										lb/day					
2025	2.1814	20.2887	20.1030	0.0459	2.8752	0.8556	3.7308	0.5567	0.7947	1.3513	0.0000	4,488.2808	4,488.2808	1.0776	0.0000	4,515.2197
2026	96.4940	51.7699	60.8062	0.2151	21.9792	1.4894	23.4686	10.3848	1.3703	11.7551	0.0000	21,595.2836	21,595.2836	2.3644	0.0000	21,654.3935
Maximum	96.4940	51.7699	60.8062	0.2151	21.9792	1.4894	23.4686	10.3848	1.3703	11.7551	0.0000	21,595.2836	21,595.2836	2.3644	0.0000	21,654.3935

Mitigated Construction

	ROG	NOx	CO	SO2	Fugitive PM10	Exhaust PM10	PM10 Total	Fugitive PM2.5	Exhaust PM2.5	PM2.5 Total	Bio- CO2	NBio- CO2	Total CO2	CH4	N2O	CO2e
Year	lb/day										lb/day					
2025	2.1814	20.2887	20.1030	0.0459	1.8619	0.8556	2.7175	0.4033	0.7947	1.1979	0.0000	4,488.2808	4,488.2808	1.0776	0.0000	4,515.2197
2026	96.4940	51.7699	60.8062	0.2151	11.1167	1.4894	12.5409	4.0826	1.3703	5.4529	0.0000	21,595.2836	21,595.2836	2.3644	0.0000	21,654.3935
Maximum	96.4940	51.7699	60.8062	0.2151	11.1167	1.4894	12.5409	4.0826	1.3703	5.4529	0.0000	21,595.2836	21,595.2836	2.3644	0.0000	21,654.3935

Merrill Commerce Center (Phase C Construction - Unmitigated) - San Bernardino-South Coast County, Summer

	ROG	NOx	CO	SO2	Fugitive PM10	Exhaust PM10	PM10 Total	Fugitive PM2.5	Exhaust PM2.5	PM2.5 Total	Bio- CO2	NBio-CO2	Total CO2	CH4	N2O	CO2e
Percent Reduction	0.00	0.00	0.00	0.00	47.78	0.00	43.90	59.00	0.00	49.26	0.00	0.00	0.00	0.00	0.00	0.00

Merrill Commerce Center (Phase C Construction - Unmitigated) - San Bernardino-South Coast County, Summer

2.2 Overall Operational**Unmitigated Operational**

	ROG	NOx	CO	SO2	Fugitive PM10	Exhaust PM10	PM10 Total	Fugitive PM2.5	Exhaust PM2.5	PM2.5 Total	Bio- CO2	NBio- CO2	Total CO2	CH4	N2O	CO2e
Category	lb/day										lb/day					
Area	32.2895	1.3300e-003	0.1472	1.0000e-005		5.2000e-004	5.2000e-004		5.2000e-004	5.2000e-004		0.3164	0.3164	8.2000e-004		0.3369
Energy	0.0000	0.0000	0.0000	0.0000		0.0000	0.0000		0.0000	0.0000		0.0000	0.0000	0.0000	0.0000	0.0000
Mobile	0.0000	0.0000	0.0000	0.0000	0.0000	0.0000	0.0000	0.0000	0.0000	0.0000		0.0000	0.0000	0.0000		0.0000
Total	32.2895	1.3300e-003	0.1472	1.0000e-005	0.0000	5.2000e-004	5.2000e-004	0.0000	5.2000e-004	5.2000e-004		0.3164	0.3164	8.2000e-004	0.0000	0.3369

Mitigated Operational

	ROG	NOx	CO	SO2	Fugitive PM10	Exhaust PM10	PM10 Total	Fugitive PM2.5	Exhaust PM2.5	PM2.5 Total	Bio- CO2	NBio- CO2	Total CO2	CH4	N2O	CO2e
Category	lb/day										lb/day					
Area	32.2895	1.3300e-003	0.1472	1.0000e-005		5.2000e-004	5.2000e-004		5.2000e-004	5.2000e-004		0.3164	0.3164	8.2000e-004		0.3369
Energy	0.0000	0.0000	0.0000	0.0000		0.0000	0.0000		0.0000	0.0000		0.0000	0.0000	0.0000	0.0000	0.0000
Mobile	0.0000	0.0000	0.0000	0.0000	0.0000	0.0000	0.0000	0.0000	0.0000	0.0000		0.0000	0.0000	0.0000		0.0000
Total	32.2895	1.3300e-003	0.1472	1.0000e-005	0.0000	5.2000e-004	5.2000e-004	0.0000	5.2000e-004	5.2000e-004		0.3164	0.3164	8.2000e-004	0.0000	0.3369

Merrill Commerce Center (Phase C Construction - Unmitigated) - San Bernardino-South Coast County, Summer

	ROG	NOx	CO	SO2	Fugitive PM10	Exhaust PM10	PM10 Total	Fugitive PM2.5	Exhaust PM2.5	PM2.5 Total	Bio- CO2	NBio-CO2	Total CO2	CH4	N2O	CO2e
Percent Reduction	0.00	0.00	0.00	0.00	0.00	0.00	0.00	0.00	0.00	0.00	0.00	0.00	0.00	0.00	0.00	0.00

3.0 Construction Detail

Construction Phase

Phase Number	Phase Name	Phase Type	Start Date	End Date	Num Days Week	Num Days	Phase Description
1	Demolition	Demolition	12/27/2025	2/6/2026	5	30	
2	Site Preparation	Site Preparation	2/7/2026	3/20/2026	5	30	
3	Grading	Grading	3/21/2026	5/29/2026	5	50	
4	Building Construction	Building Construction	5/30/2026	12/25/2026	5	150	
5	Paving	Paving	9/14/2026	12/25/2026	5	75	
6	Architectural Coating	Architectural Coating	9/14/2026	12/25/2026	5	75	

Acres of Grading (Site Preparation Phase): 105

Acres of Grading (Grading Phase): 200

Acres of Paving: 4.5

Residential Indoor: 0; Residential Outdoor: 0; Non-Residential Indoor: 2,161,500; Non-Residential Outdoor: 720,500; Striped Parking Area: 11,761 (Architectural Coating – sqft)

OffRoad Equipment

Merrill Commerce Center (Phase C Construction - Unmitigated) - San Bernardino-South Coast County, Summer

Phase Name	Offroad Equipment Type	Amount	Usage Hours	Horse Power	Load Factor
Demolition	Concrete/Industrial Saws	1	8.00	81	0.73
Demolition	Excavators	3	8.00	158	0.38
Demolition	Rubber Tired Dozers	2	8.00	247	0.40
Site Preparation	Crawler Tractors	4	8.00	212	0.43
Site Preparation	Rubber Tired Dozers	3	8.00	247	0.40
Site Preparation	Tractors/Loaders/Backhoes	0	8.00	97	0.37
Grading	Crawler Tractors	2	8.00	212	0.43
Grading	Excavators	2	8.00	158	0.38
Grading	Graders	1	8.00	187	0.41
Grading	Rubber Tired Dozers	1	8.00	247	0.40
Grading	Scrapers	2	8.00	367	0.48
Grading	Tractors/Loaders/Backhoes	0	8.00	97	0.37
Building Construction	Cranes	1	8.00	231	0.29
Building Construction	Crawler Tractors	3	8.00	212	0.43
Building Construction	Forklifts	3	8.00	89	0.20
Building Construction	Generator Sets	1	8.00	84	0.74
Building Construction	Tractors/Loaders/Backhoes	0	8.00	97	0.37
Building Construction	Welders	1	8.00	46	0.45
Paving	Pavers	2	8.00	130	0.42
Paving	Paving Equipment	2	8.00	132	0.36
Paving	Rollers	2	8.00	80	0.38
Architectural Coating	Air Compressors	1	8.00	78	0.48

Trips and VMT

Merrill Commerce Center (Phase C Construction - Unmitigated) - San Bernardino-South Coast County, Summer

Phase Name	Offroad Equipment Count	Worker Trip Number	Vendor Trip Number	Hauling Trip Number	Worker Trip Length	Vendor Trip Length	Hauling Trip Length	Worker Vehicle Class	Vendor Vehicle Class	Hauling Vehicle Class
Demolition	6	15.00	0.00	230.00	14.70	6.90	20.00	LD_Mix	HDT_Mix	HHDT
Site Preparation	7	18.00	0.00	0.00	14.70	6.90	20.00	LD_Mix	HDT_Mix	HHDT
Grading	8	20.00	0.00	0.00	14.70	6.90	20.00	LD_Mix	HDT_Mix	HHDT
Building Construction	9	688.00	268.00	0.00	14.70	6.90	20.00	LD_Mix	HDT_Mix	HHDT
Paving	6	15.00	0.00	0.00	14.70	6.90	20.00	LD_Mix	HDT_Mix	HHDT
Architectural Coating	1	138.00	0.00	0.00	14.70	6.90	20.00	LD_Mix	HDT_Mix	HHDT

3.1 Mitigation Measures Construction

Water Exposed Area

3.2 Demolition - 2025**Unmitigated Construction On-Site**

	ROG	NOx	CO	SO2	Fugitive PM10	Exhaust PM10	PM10 Total	Fugitive PM2.5	Exhaust PM2.5	PM2.5 Total	Bio- CO2	NBio- CO2	Total CO2	CH4	N2O	CO2e
Category	lb/day										lb/day					
Fugitive Dust					1.6612	0.0000	1.6612	0.2515	0.0000	0.2515			0.0000			0.0000
Off-Road	2.0926	19.1966	19.4184	0.0388		0.8528	0.8528		0.7920	0.7920		3,747.5996	3,747.5996	1.0464		3,773.7606
Total	2.0926	19.1966	19.4184	0.0388	1.6612	0.8528	2.5139	0.2515	0.7920	1.0435		3,747.5996	3,747.5996	1.0464		3,773.7606

Merrill Commerce Center (Phase C Construction - Unmitigated) - San Bernardino-South Coast County, Summer

3.2 Demolition - 2025**Unmitigated Construction Off-Site**

	ROG	NOx	CO	SO2	Fugitive PM10	Exhaust PM10	PM10 Total	Fugitive PM2.5	Exhaust PM2.5	PM2.5 Total	Bio- CO2	NBio- CO2	Total CO2	CH4	N2O	CO2e
Category	lb/day										lb/day					
Hauling	0.0297	1.0607	0.2329	5.6300e-003	1.0464	1.8500e-003	1.0483	0.2607	1.7700e-003	0.2625		599.2331	599.2331	0.0280		599.9336
Vendor	0.0000	0.0000	0.0000	0.0000	0.0000	0.0000	0.0000	0.0000	0.0000	0.0000		0.0000	0.0000	0.0000		0.0000
Worker	0.0591	0.0314	0.4517	1.4200e-003	0.1677	9.8000e-004	0.1687	0.0445	9.0000e-004	0.0454		141.4481	141.4481	3.1000e-003		141.5255
Total	0.0888	1.0922	0.6846	7.0500e-003	1.2141	2.8300e-003	1.2169	0.3052	2.6700e-003	0.3078		740.6812	740.6812	0.0311		741.4591

Mitigated Construction On-Site

	ROG	NOx	CO	SO2	Fugitive PM10	Exhaust PM10	PM10 Total	Fugitive PM2.5	Exhaust PM2.5	PM2.5 Total	Bio- CO2	NBio- CO2	Total CO2	CH4	N2O	CO2e
Category	lb/day										lb/day					
Fugitive Dust					0.6479	0.0000	0.6479	0.0981	0.0000	0.0981			0.0000			0.0000
Off-Road	2.0926	19.1966	19.4184	0.0388		0.8528	0.8528		0.7920	0.7920	0.0000	3,747.5996	3,747.5996	1.0464		3,773.7606
Total	2.0926	19.1966	19.4184	0.0388	0.6479	0.8528	1.5006	0.0981	0.7920	0.8901	0.0000	3,747.5996	3,747.5996	1.0464		3,773.7606

Merrill Commerce Center (Phase C Construction - Unmitigated) - San Bernardino-South Coast County, Summer

3.2 Demolition - 2025**Mitigated Construction Off-Site**

	ROG	NOx	CO	SO2	Fugitive PM10	Exhaust PM10	PM10 Total	Fugitive PM2.5	Exhaust PM2.5	PM2.5 Total	Bio- CO2	NBio- CO2	Total CO2	CH4	N2O	CO2e
Category	lb/day										lb/day					
Hauling	0.0297	1.0607	0.2329	5.6300e-003	1.0464	1.8500e-003	1.0483	0.2607	1.7700e-003	0.2625		599.2331	599.2331	0.0280		599.9336
Vendor	0.0000	0.0000	0.0000	0.0000	0.0000	0.0000	0.0000	0.0000	0.0000	0.0000		0.0000	0.0000	0.0000		0.0000
Worker	0.0591	0.0314	0.4517	1.4200e-003	0.1677	9.8000e-004	0.1687	0.0445	9.0000e-004	0.0454		141.4481	141.4481	3.1000e-003		141.5255
Total	0.0888	1.0922	0.6846	7.0500e-003	1.2141	2.8300e-003	1.2169	0.3052	2.6700e-003	0.3078		740.6812	740.6812	0.0311		741.4591

3.2 Demolition - 2026**Unmitigated Construction On-Site**

	ROG	NOx	CO	SO2	Fugitive PM10	Exhaust PM10	PM10 Total	Fugitive PM2.5	Exhaust PM2.5	PM2.5 Total	Bio- CO2	NBio- CO2	Total CO2	CH4	N2O	CO2e
Category	lb/day										lb/day					
Fugitive Dust					1.6612	0.0000	1.6612	0.2515	0.0000	0.2515			0.0000			0.0000
Off-Road	2.0926	19.1966	19.4184	0.0388		0.8528	0.8528		0.7920	0.7920		3,747.5996	3,747.5996	1.0464		3,773.7606
Total	2.0926	19.1966	19.4184	0.0388	1.6612	0.8528	2.5139	0.2515	0.7920	1.0435		3,747.5996	3,747.5996	1.0464		3,773.7606

Merrill Commerce Center (Phase C Construction - Unmitigated) - San Bernardino-South Coast County, Summer

3.2 Demolition - 2026**Unmitigated Construction Off-Site**

	ROG	NOx	CO	SO2	Fugitive PM10	Exhaust PM10	PM10 Total	Fugitive PM2.5	Exhaust PM2.5	PM2.5 Total	Bio- CO2	NBio- CO2	Total CO2	CH4	N2O	CO2e
Category	lb/day										lb/day					
Hauling	0.0295	1.0463	0.2327	5.6000e-003	0.1454	1.8300e-003	0.1472	0.0395	1.7500e-003	0.0413		596.0661	596.0661	0.0280		596.7653
Vendor	0.0000	0.0000	0.0000	0.0000	0.0000	0.0000	0.0000	0.0000	0.0000	0.0000		0.0000	0.0000	0.0000		0.0000
Worker	0.0560	0.0287	0.4201	1.3700e-003	0.1677	9.5000e-004	0.1686	0.0445	8.8000e-004	0.0453		136.3156	136.3156	2.8100e-003		136.3859
Total	0.0855	1.0750	0.6528	6.9700e-003	0.3131	2.7800e-003	0.3159	0.0840	2.6300e-003	0.0866		732.3817	732.3817	0.0308		733.1512

Mitigated Construction On-Site

	ROG	NOx	CO	SO2	Fugitive PM10	Exhaust PM10	PM10 Total	Fugitive PM2.5	Exhaust PM2.5	PM2.5 Total	Bio- CO2	NBio- CO2	Total CO2	CH4	N2O	CO2e
Category	lb/day										lb/day					
Fugitive Dust					0.6479	0.0000	0.6479	0.0981	0.0000	0.0981			0.0000			0.0000
Off-Road	2.0926	19.1966	19.4184	0.0388		0.8528	0.8528		0.7920	0.7920	0.0000	3,747.5996	3,747.5996	1.0464		3,773.7606
Total	2.0926	19.1966	19.4184	0.0388	0.6479	0.8528	1.5006	0.0981	0.7920	0.8901	0.0000	3,747.5996	3,747.5996	1.0464		3,773.7606

Merrill Commerce Center (Phase C Construction - Unmitigated) - San Bernardino-South Coast County, Summer

3.2 Demolition - 2026**Mitigated Construction Off-Site**

	ROG	NOx	CO	SO2	Fugitive PM10	Exhaust PM10	PM10 Total	Fugitive PM2.5	Exhaust PM2.5	PM2.5 Total	Bio- CO2	NBio- CO2	Total CO2	CH4	N2O	CO2e
Category	lb/day										lb/day					
Hauling	0.0295	1.0463	0.2327	5.6000e-003	0.1454	1.8300e-003	0.1472	0.0395	1.7500e-003	0.0413		596.0661	596.0661	0.0280		596.7653
Vendor	0.0000	0.0000	0.0000	0.0000	0.0000	0.0000	0.0000	0.0000	0.0000	0.0000		0.0000	0.0000	0.0000		0.0000
Worker	0.0560	0.0287	0.4201	1.3700e-003	0.1677	9.5000e-004	0.1686	0.0445	8.8000e-004	0.0453		136.3156	136.3156	2.8100e-003		136.3859
Total	0.0855	1.0750	0.6528	6.9700e-003	0.3131	2.7800e-003	0.3159	0.0840	2.6300e-003	0.0866		732.3817	732.3817	0.0308		733.1512

3.3 Site Preparation - 2026**Unmitigated Construction On-Site**

	ROG	NOx	CO	SO2	Fugitive PM10	Exhaust PM10	PM10 Total	Fugitive PM2.5	Exhaust PM2.5	PM2.5 Total	Bio- CO2	NBio- CO2	Total CO2	CH4	N2O	CO2e
Category	lb/day										lb/day					
Fugitive Dust					21.7780	0.0000	21.7780	10.3315	0.0000	10.3315			0.0000			0.0000
Off-Road	3.4390	35.7243	17.4082	0.0569		1.4883	1.4883		1.3692	1.3692		5,513.9540	5,513.9540	1.7833		5,558.5371
Total	3.4390	35.7243	17.4082	0.0569	21.7780	1.4883	23.2663	10.3315	1.3692	11.7007		5,513.9540	5,513.9540	1.7833		5,558.5371

Merrill Commerce Center (Phase C Construction - Unmitigated) - San Bernardino-South Coast County, Summer

3.3 Site Preparation - 2026**Unmitigated Construction Off-Site**

	ROG	NOx	CO	SO2	Fugitive PM10	Exhaust PM10	PM10 Total	Fugitive PM2.5	Exhaust PM2.5	PM2.5 Total	Bio- CO2	NBio- CO2	Total CO2	CH4	N2O	CO2e
Category	lb/day										lb/day					
Hauling	0.0000	0.0000	0.0000	0.0000	0.0000	0.0000	0.0000	0.0000	0.0000	0.0000		0.0000	0.0000	0.0000		0.0000
Vendor	0.0000	0.0000	0.0000	0.0000	0.0000	0.0000	0.0000	0.0000	0.0000	0.0000		0.0000	0.0000	0.0000		0.0000
Worker	0.0672	0.0345	0.5042	1.6400e-003	0.2012	1.1400e-003	0.2023	0.0534	1.0500e-003	0.0544		163.5787	163.5787	3.3800e-003		163.6631
Total	0.0672	0.0345	0.5042	1.6400e-003	0.2012	1.1400e-003	0.2023	0.0534	1.0500e-003	0.0544		163.5787	163.5787	3.3800e-003		163.6631

Mitigated Construction On-Site

	ROG	NOx	CO	SO2	Fugitive PM10	Exhaust PM10	PM10 Total	Fugitive PM2.5	Exhaust PM2.5	PM2.5 Total	Bio- CO2	NBio- CO2	Total CO2	CH4	N2O	CO2e
Category	lb/day										lb/day					
Fugitive Dust					8.4934	0.0000	8.4934	4.0293	0.0000	4.0293			0.0000			0.0000
Off-Road	3.4390	35.7243	17.4082	0.0569		1.4883	1.4883		1.3692	1.3692	0.0000	5,513.9540	5,513.9540	1.7833		5,558.5371
Total	3.4390	35.7243	17.4082	0.0569	8.4934	1.4883	9.9817	4.0293	1.3692	5.3985	0.0000	5,513.9540	5,513.9540	1.7833		5,558.5371

Merrill Commerce Center (Phase C Construction - Unmitigated) - San Bernardino-South Coast County, Summer

3.3 Site Preparation - 2026**Mitigated Construction Off-Site**

	ROG	NOx	CO	SO2	Fugitive PM10	Exhaust PM10	PM10 Total	Fugitive PM2.5	Exhaust PM2.5	PM2.5 Total	Bio- CO2	NBio- CO2	Total CO2	CH4	N2O	CO2e
Category	lb/day										lb/day					
Hauling	0.0000	0.0000	0.0000	0.0000	0.0000	0.0000	0.0000	0.0000	0.0000	0.0000		0.0000	0.0000	0.0000		0.0000
Vendor	0.0000	0.0000	0.0000	0.0000	0.0000	0.0000	0.0000	0.0000	0.0000	0.0000		0.0000	0.0000	0.0000		0.0000
Worker	0.0672	0.0345	0.5042	1.6400e-003	0.2012	1.1400e-003	0.2023	0.0534	1.0500e-003	0.0544		163.5787	163.5787	3.3800e-003		163.6631
Total	0.0672	0.0345	0.5042	1.6400e-003	0.2012	1.1400e-003	0.2023	0.0534	1.0500e-003	0.0544		163.5787	163.5787	3.3800e-003		163.6631

3.4 Grading - 2026**Unmitigated Construction On-Site**

	ROG	NOx	CO	SO2	Fugitive PM10	Exhaust PM10	PM10 Total	Fugitive PM2.5	Exhaust PM2.5	PM2.5 Total	Bio- CO2	NBio- CO2	Total CO2	CH4	N2O	CO2e
Category	lb/day										lb/day					
Fugitive Dust					10.2641	0.0000	10.2641	3.7683	0.0000	3.7683			0.0000			0.0000
Off-Road	3.3844	33.1881	26.0793	0.0715		1.3316	1.3316		1.2251	1.2251		6,920.7066	6,920.7066	2.2383		6,976.6640
Total	3.3844	33.1881	26.0793	0.0715	10.2641	1.3316	11.5957	3.7683	1.2251	4.9934		6,920.7066	6,920.7066	2.2383		6,976.6640

Merrill Commerce Center (Phase C Construction - Unmitigated) - San Bernardino-South Coast County, Summer

3.4 Grading - 2026**Unmitigated Construction Off-Site**

	ROG	NOx	CO	SO2	Fugitive PM10	Exhaust PM10	PM10 Total	Fugitive PM2.5	Exhaust PM2.5	PM2.5 Total	Bio- CO2	NBio- CO2	Total CO2	CH4	N2O	CO2e
Category	lb/day										lb/day					
Hauling	0.0000	0.0000	0.0000	0.0000	0.0000	0.0000	0.0000	0.0000	0.0000	0.0000		0.0000	0.0000	0.0000		0.0000
Vendor	0.0000	0.0000	0.0000	0.0000	0.0000	0.0000	0.0000	0.0000	0.0000	0.0000		0.0000	0.0000	0.0000		0.0000
Worker	0.0746	0.0383	0.5602	1.8200e-003	0.2236	1.2700e-003	0.2248	0.0593	1.1700e-003	0.0605		181.7542	181.7542	3.7500e-003		181.8479
Total	0.0746	0.0383	0.5602	1.8200e-003	0.2236	1.2700e-003	0.2248	0.0593	1.1700e-003	0.0605		181.7542	181.7542	3.7500e-003		181.8479

Mitigated Construction On-Site

	ROG	NOx	CO	SO2	Fugitive PM10	Exhaust PM10	PM10 Total	Fugitive PM2.5	Exhaust PM2.5	PM2.5 Total	Bio- CO2	NBio- CO2	Total CO2	CH4	N2O	CO2e
Category	lb/day										lb/day					
Fugitive Dust					4.0030	0.0000	4.0030	1.4696	0.0000	1.4696			0.0000			0.0000
Off-Road	3.3844	33.1881	26.0793	0.0715		1.3316	1.3316		1.2251	1.2251	0.0000	6,920.7066	6,920.7066	2.2383		6,976.6640
Total	3.3844	33.1881	26.0793	0.0715	4.0030	1.3316	5.3346	1.4696	1.2251	2.6947	0.0000	6,920.7066	6,920.7066	2.2383		6,976.6640

Merrill Commerce Center (Phase C Construction - Unmitigated) - San Bernardino-South Coast County, Summer

3.4 Grading - 2026**Mitigated Construction Off-Site**

	ROG	NOx	CO	SO2	Fugitive PM10	Exhaust PM10	PM10 Total	Fugitive PM2.5	Exhaust PM2.5	PM2.5 Total	Bio- CO2	NBio- CO2	Total CO2	CH4	N2O	CO2e
Category	lb/day										lb/day					
Hauling	0.0000	0.0000	0.0000	0.0000	0.0000	0.0000	0.0000	0.0000	0.0000	0.0000		0.0000	0.0000	0.0000		0.0000
Vendor	0.0000	0.0000	0.0000	0.0000	0.0000	0.0000	0.0000	0.0000	0.0000	0.0000		0.0000	0.0000	0.0000		0.0000
Worker	0.0746	0.0383	0.5602	1.8200e-003	0.2236	1.2700e-003	0.2248	0.0593	1.1700e-003	0.0605		181.7542	181.7542	3.7500e-003		181.8479
Total	0.0746	0.0383	0.5602	1.8200e-003	0.2236	1.2700e-003	0.2248	0.0593	1.1700e-003	0.0605		181.7542	181.7542	3.7500e-003		181.8479

3.5 Building Construction - 2026**Unmitigated Construction On-Site**

	ROG	NOx	CO	SO2	Fugitive PM10	Exhaust PM10	PM10 Total	Fugitive PM2.5	Exhaust PM2.5	PM2.5 Total	Bio- CO2	NBio- CO2	Total CO2	CH4	N2O	CO2e
Category	lb/day										lb/day					
Off-Road	2.1808	21.2342	16.7602	0.0430		0.8658	0.8658		0.8074	0.8074		4,108.2363	4,108.2363	1.1028		4,135.8068
Total	2.1808	21.2342	16.7602	0.0430		0.8658	0.8658		0.8074	0.8074		4,108.2363	4,108.2363	1.1028		4,135.8068

Merrill Commerce Center (Phase C Construction - Unmitigated) - San Bernardino-South Coast County, Summer

3.5 Building Construction - 2026**Unmitigated Construction Off-Site**

	ROG	NOx	CO	SO2	Fugitive PM10	Exhaust PM10	PM10 Total	Fugitive PM2.5	Exhaust PM2.5	PM2.5 Total	Bio- CO2	NBio- CO2	Total CO2	CH4	N2O	CO2e
Category	lb/day										lb/day					
Hauling	0.0000	0.0000	0.0000	0.0000	0.0000	0.0000	0.0000	0.0000	0.0000	0.0000		0.0000	0.0000	0.0000		0.0000
Vendor	0.4576	18.8153	3.5004	0.0687	1.7164	0.0178	1.7341	0.4942	0.0170	0.5112		7,262.2756	7,262.2756	0.3697		7,271.5180
Worker	2.5673	1.3182	19.2702	0.0627	7.6902	0.0436	7.7339	2.0395	0.0402	2.0796		6,252.3431	6,252.3431	0.1290		6,255.5686
Total	3.0249	20.1336	22.7705	0.1314	9.4066	0.0614	9.4680	2.5337	0.0572	2.5908		13,514.6187	13,514.6187	0.4987		13,527.0865

Mitigated Construction On-Site

	ROG	NOx	CO	SO2	Fugitive PM10	Exhaust PM10	PM10 Total	Fugitive PM2.5	Exhaust PM2.5	PM2.5 Total	Bio- CO2	NBio- CO2	Total CO2	CH4	N2O	CO2e
Category	lb/day										lb/day					
Off-Road	2.1808	21.2342	16.7602	0.0430		0.8658	0.8658		0.8074	0.8074	0.0000	4,108.2363	4,108.2363	1.1028		4,135.8068
Total	2.1808	21.2342	16.7602	0.0430		0.8658	0.8658		0.8074	0.8074	0.0000	4,108.2363	4,108.2363	1.1028		4,135.8068

Merrill Commerce Center (Phase C Construction - Unmitigated) - San Bernardino-South Coast County, Summer

3.5 Building Construction - 2026**Mitigated Construction Off-Site**

	ROG	NOx	CO	SO2	Fugitive PM10	Exhaust PM10	PM10 Total	Fugitive PM2.5	Exhaust PM2.5	PM2.5 Total	Bio- CO2	NBio- CO2	Total CO2	CH4	N2O	CO2e
Category	lb/day										lb/day					
Hauling	0.0000	0.0000	0.0000	0.0000	0.0000	0.0000	0.0000	0.0000	0.0000	0.0000		0.0000	0.0000	0.0000		0.0000
Vendor	0.4576	18.8153	3.5004	0.0687	1.7164	0.0178	1.7341	0.4942	0.0170	0.5112		7,262.2756	7,262.2756	0.3697		7,271.5180
Worker	2.5673	1.3182	19.2702	0.0627	7.6902	0.0436	7.7339	2.0395	0.0402	2.0796		6,252.3431	6,252.3431	0.1290		6,255.5686
Total	3.0249	20.1336	22.7705	0.1314	9.4066	0.0614	9.4680	2.5337	0.0572	2.5908		13,514.6187	13,514.6187	0.4987		13,527.0865

3.6 Paving - 2026**Unmitigated Construction On-Site**

	ROG	NOx	CO	SO2	Fugitive PM10	Exhaust PM10	PM10 Total	Fugitive PM2.5	Exhaust PM2.5	PM2.5 Total	Bio- CO2	NBio- CO2	Total CO2	CH4	N2O	CO2e
Category	lb/day										lb/day					
Off-Road	0.9152	8.5816	14.5780	0.0228		0.4185	0.4185		0.3850	0.3850		2,206.7452	2,206.7452	0.7137		2,224.5878
Paving	0.1572					0.0000	0.0000		0.0000	0.0000			0.0000			0.0000
Total	1.0724	8.5816	14.5780	0.0228		0.4185	0.4185		0.3850	0.3850		2,206.7452	2,206.7452	0.7137		2,224.5878

Merrill Commerce Center (Phase C Construction - Unmitigated) - San Bernardino-South Coast County, Summer

3.6 Paving - 2026**Unmitigated Construction Off-Site**

	ROG	NOx	CO	SO2	Fugitive PM10	Exhaust PM10	PM10 Total	Fugitive PM2.5	Exhaust PM2.5	PM2.5 Total	Bio- CO2	NBio- CO2	Total CO2	CH4	N2O	CO2e
Category	lb/day										lb/day					
Hauling	0.0000	0.0000	0.0000	0.0000	0.0000	0.0000	0.0000	0.0000	0.0000	0.0000		0.0000	0.0000	0.0000		0.0000
Vendor	0.0000	0.0000	0.0000	0.0000	0.0000	0.0000	0.0000	0.0000	0.0000	0.0000		0.0000	0.0000	0.0000		0.0000
Worker	0.0560	0.0287	0.4201	1.3700e-003	0.1677	9.5000e-004	0.1686	0.0445	8.8000e-004	0.0453		136.3156	136.3156	2.8100e-003		136.3859
Total	0.0560	0.0287	0.4201	1.3700e-003	0.1677	9.5000e-004	0.1686	0.0445	8.8000e-004	0.0453		136.3156	136.3156	2.8100e-003		136.3859

Mitigated Construction On-Site

	ROG	NOx	CO	SO2	Fugitive PM10	Exhaust PM10	PM10 Total	Fugitive PM2.5	Exhaust PM2.5	PM2.5 Total	Bio- CO2	NBio- CO2	Total CO2	CH4	N2O	CO2e
Category	lb/day										lb/day					
Off-Road	0.9152	8.5816	14.5780	0.0228		0.4185	0.4185		0.3850	0.3850	0.0000	2,206.7452	2,206.7452	0.7137		2,224.5878
Paving	0.1572					0.0000	0.0000		0.0000	0.0000			0.0000			0.0000
Total	1.0724	8.5816	14.5780	0.0228		0.4185	0.4185		0.3850	0.3850	0.0000	2,206.7452	2,206.7452	0.7137		2,224.5878

Merrill Commerce Center (Phase C Construction - Unmitigated) - San Bernardino-South Coast County, Summer

3.6 Paving - 2026**Mitigated Construction Off-Site**

	ROG	NOx	CO	SO2	Fugitive PM10	Exhaust PM10	PM10 Total	Fugitive PM2.5	Exhaust PM2.5	PM2.5 Total	Bio- CO2	NBio- CO2	Total CO2	CH4	N2O	CO2e
Category	lb/day										lb/day					
Hauling	0.0000	0.0000	0.0000	0.0000	0.0000	0.0000	0.0000	0.0000	0.0000	0.0000		0.0000	0.0000	0.0000		0.0000
Vendor	0.0000	0.0000	0.0000	0.0000	0.0000	0.0000	0.0000	0.0000	0.0000	0.0000		0.0000	0.0000	0.0000		0.0000
Worker	0.0560	0.0287	0.4201	1.3700e-003	0.1677	9.5000e-004	0.1686	0.0445	8.8000e-004	0.0453		136.3156	136.3156	2.8100e-003		136.3859
Total	0.0560	0.0287	0.4201	1.3700e-003	0.1677	9.5000e-004	0.1686	0.0445	8.8000e-004	0.0453		136.3156	136.3156	2.8100e-003		136.3859

3.7 Architectural Coating - 2026**Unmitigated Construction On-Site**

	ROG	NOx	CO	SO2	Fugitive PM10	Exhaust PM10	PM10 Total	Fugitive PM2.5	Exhaust PM2.5	PM2.5 Total	Bio- CO2	NBio- CO2	Total CO2	CH4	N2O	CO2e
Category	lb/day										lb/day					
Archit. Coating	89.4172					0.0000	0.0000		0.0000	0.0000			0.0000			0.0000
Off-Road	0.2278	1.5273	2.4122	3.9600e-003		0.0687	0.0687		0.0687	0.0687		375.2641	375.2641	0.0205		375.7758
Total	89.6450	1.5273	2.4122	3.9600e-003		0.0687	0.0687		0.0687	0.0687		375.2641	375.2641	0.0205		375.7758

Merrill Commerce Center (Phase C Construction - Unmitigated) - San Bernardino-South Coast County, Summer

3.7 Architectural Coating - 2026**Unmitigated Construction Off-Site**

	ROG	NOx	CO	SO2	Fugitive PM10	Exhaust PM10	PM10 Total	Fugitive PM2.5	Exhaust PM2.5	PM2.5 Total	Bio- CO2	NBio- CO2	Total CO2	CH4	N2O	CO2e
Category	lb/day										lb/day					
Hauling	0.0000	0.0000	0.0000	0.0000	0.0000	0.0000	0.0000	0.0000	0.0000	0.0000		0.0000	0.0000	0.0000		0.0000
Vendor	0.0000	0.0000	0.0000	0.0000	0.0000	0.0000	0.0000	0.0000	0.0000	0.0000		0.0000	0.0000	0.0000		0.0000
Worker	0.5150	0.2644	3.8652	0.0126	1.5425	8.7500e-003	1.5513	0.4091	8.0500e-003	0.4171		1,254.1037	1,254.1037	0.0259		1,254.7507
Total	0.5150	0.2644	3.8652	0.0126	1.5425	8.7500e-003	1.5513	0.4091	8.0500e-003	0.4171		1,254.1037	1,254.1037	0.0259		1,254.7507

Mitigated Construction On-Site

	ROG	NOx	CO	SO2	Fugitive PM10	Exhaust PM10	PM10 Total	Fugitive PM2.5	Exhaust PM2.5	PM2.5 Total	Bio- CO2	NBio- CO2	Total CO2	CH4	N2O	CO2e
Category	lb/day										lb/day					
Archit. Coating	89.4172					0.0000	0.0000		0.0000	0.0000			0.0000			0.0000
Off-Road	0.2278	1.5273	2.4122	3.9600e-003		0.0687	0.0687		0.0687	0.0687	0.0000	375.2641	375.2641	0.0205		375.7758
Total	89.6450	1.5273	2.4122	3.9600e-003		0.0687	0.0687		0.0687	0.0687	0.0000	375.2641	375.2641	0.0205		375.7758

Merrill Commerce Center (Phase C Construction - Unmitigated) - San Bernardino-South Coast County, Summer

3.7 Architectural Coating - 2026**Mitigated Construction Off-Site**

	ROG	NOx	CO	SO2	Fugitive PM10	Exhaust PM10	PM10 Total	Fugitive PM2.5	Exhaust PM2.5	PM2.5 Total	Bio- CO2	NBio- CO2	Total CO2	CH4	N2O	CO2e
Category	lb/day										lb/day					
Hauling	0.0000	0.0000	0.0000	0.0000	0.0000	0.0000	0.0000	0.0000	0.0000	0.0000		0.0000	0.0000	0.0000		0.0000
Vendor	0.0000	0.0000	0.0000	0.0000	0.0000	0.0000	0.0000	0.0000	0.0000	0.0000		0.0000	0.0000	0.0000		0.0000
Worker	0.5150	0.2644	3.8652	0.0126	1.5425	8.7500e-003	1.5513	0.4091	8.0500e-003	0.4171		1,254.1037	1,254.1037	0.0259		1,254.7507
Total	0.5150	0.2644	3.8652	0.0126	1.5425	8.7500e-003	1.5513	0.4091	8.0500e-003	0.4171		1,254.1037	1,254.1037	0.0259		1,254.7507

4.0 Operational Detail - Mobile**4.1 Mitigation Measures Mobile**

Merrill Commerce Center (Phase C Construction - Unmitigated) - San Bernardino-South Coast County, Summer

	ROG	NOx	CO	SO2	Fugitive PM10	Exhaust PM10	PM10 Total	Fugitive PM2.5	Exhaust PM2.5	PM2.5 Total	Bio- CO2	NBio- CO2	Total CO2	CH4	N2O	CO2e
Category	lb/day										lb/day					
Mitigated	0.0000	0.0000	0.0000	0.0000	0.0000	0.0000	0.0000	0.0000	0.0000	0.0000		0.0000	0.0000	0.0000		0.0000
Unmitigated	0.0000	0.0000	0.0000	0.0000	0.0000	0.0000	0.0000	0.0000	0.0000	0.0000		0.0000	0.0000	0.0000		0.0000

4.2 Trip Summary Information

Land Use	Average Daily Trip Rate			Unmitigated	Mitigated
	Weekday	Saturday	Sunday	Annual VMT	Annual VMT
Industrial Park	0.00	0.00	0.00		
Other Asphalt Surfaces	0.00	0.00	0.00		
Total	0.00	0.00	0.00		

4.3 Trip Type Information

Land Use	Miles			Trip %			Trip Purpose %		
	H-W or C-W	H-S or C-C	H-O or C-NW	H-W or C-W	H-S or C-C	H-O or C-NW	Primary	Diverted	Pass-by
Industrial Park	0.00	0.00	0.00	0.00	0.00	0.00	0	0	0
Other Asphalt Surfaces	0.00	0.00	0.00	0.00	0.00	0.00	0	0	0

4.4 Fleet Mix

Land Use	LDA	LDT1	LDT2	MDV	LHD1	LHD2	MHD	HHD	OBUS	UBUS	MCY	SBUS	MH
Industrial Park	0.563053	0.034533	0.183140	0.107369	0.012818	0.004557	0.018775	0.065829	0.001369	0.001425	0.005594	0.000793	0.000745
Other Asphalt Surfaces	0.563053	0.034533	0.183140	0.107369	0.012818	0.004557	0.018775	0.065829	0.001369	0.001425	0.005594	0.000793	0.000745

Merrill Commerce Center (Phase C Construction - Unmitigated) - San Bernardino-South Coast County, Summer

5.0 Energy Detail

Historical Energy Use: N

5.1 Mitigation Measures Energy

	ROG	NOx	CO	SO2	Fugitive PM10	Exhaust PM10	PM10 Total	Fugitive PM2.5	Exhaust PM2.5	PM2.5 Total	Bio- CO2	NBio- CO2	Total CO2	CH4	N2O	CO2e
Category	lb/day										lb/day					
NaturalGas Mitigated	0.0000	0.0000	0.0000	0.0000		0.0000	0.0000		0.0000	0.0000		0.0000	0.0000	0.0000	0.0000	0.0000
NaturalGas Unmitigated	0.0000	0.0000	0.0000	0.0000		0.0000	0.0000		0.0000	0.0000		0.0000	0.0000	0.0000	0.0000	0.0000

Merrill Commerce Center (Phase C Construction - Unmitigated) - San Bernardino-South Coast County, Summer

5.2 Energy by Land Use - NaturalGas**Unmitigated**

	NaturalGas Use	ROG	NOx	CO	SO2	Fugitive PM10	Exhaust PM10	PM10 Total	Fugitive PM2.5	Exhaust PM2.5	PM2.5 Total	Bio- CO2	NBio- CO2	Total CO2	CH4	N2O	CO2e
Land Use	kBTU/yr	lb/day										lb/day					
Industrial Park	0	0.0000	0.0000	0.0000	0.0000		0.0000	0.0000		0.0000	0.0000		0.0000	0.0000	0.0000	0.0000	0.0000
Other Asphalt Surfaces	0	0.0000	0.0000	0.0000	0.0000		0.0000	0.0000		0.0000	0.0000		0.0000	0.0000	0.0000	0.0000	0.0000
Total		0.0000	0.0000	0.0000	0.0000		0.0000	0.0000		0.0000	0.0000		0.0000	0.0000	0.0000	0.0000	0.0000

Mitigated

	NaturalGas Use	ROG	NOx	CO	SO2	Fugitive PM10	Exhaust PM10	PM10 Total	Fugitive PM2.5	Exhaust PM2.5	PM2.5 Total	Bio- CO2	NBio- CO2	Total CO2	CH4	N2O	CO2e
Land Use	kBTU/yr	lb/day										lb/day					
Industrial Park	0	0.0000	0.0000	0.0000	0.0000		0.0000	0.0000		0.0000	0.0000		0.0000	0.0000	0.0000	0.0000	0.0000
Other Asphalt Surfaces	0	0.0000	0.0000	0.0000	0.0000		0.0000	0.0000		0.0000	0.0000		0.0000	0.0000	0.0000	0.0000	0.0000
Total		0.0000	0.0000	0.0000	0.0000		0.0000	0.0000		0.0000	0.0000		0.0000	0.0000	0.0000	0.0000	0.0000

6.0 Area Detail**6.1 Mitigation Measures Area**

Merrill Commerce Center (Phase C Construction - Unmitigated) - San Bernardino-South Coast County, Summer

	ROG	NOx	CO	SO2	Fugitive PM10	Exhaust PM10	PM10 Total	Fugitive PM2.5	Exhaust PM2.5	PM2.5 Total	Bio- CO2	NBio- CO2	Total CO2	CH4	N2O	CO2e
Category	lb/day										lb/day					
Mitigated	32.2895	1.3300e-003	0.1472	1.0000e-005		5.2000e-004	5.2000e-004		5.2000e-004	5.2000e-004		0.3164	0.3164	8.2000e-004		0.3369
Unmitigated	32.2895	1.3300e-003	0.1472	1.0000e-005		5.2000e-004	5.2000e-004		5.2000e-004	5.2000e-004		0.3164	0.3164	8.2000e-004		0.3369

6.2 Area by SubCategory

Unmitigated

	ROG	NOx	CO	SO2	Fugitive PM10	Exhaust PM10	PM10 Total	Fugitive PM2.5	Exhaust PM2.5	PM2.5 Total	Bio- CO2	NBio- CO2	Total CO2	CH4	N2O	CO2e
SubCategory	lb/day										lb/day					
Architectural Coating	3.6747					0.0000	0.0000		0.0000	0.0000			0.0000			0.0000
Consumer Products	28.6012					0.0000	0.0000		0.0000	0.0000			0.0000			0.0000
Landscaping	0.0136	1.3300e-003	0.1472	1.0000e-005		5.2000e-004	5.2000e-004		5.2000e-004	5.2000e-004		0.3164	0.3164	8.2000e-004		0.3369
Total	32.2895	1.3300e-003	0.1472	1.0000e-005		5.2000e-004	5.2000e-004		5.2000e-004	5.2000e-004		0.3164	0.3164	8.2000e-004		0.3369

Merrill Commerce Center (Phase C Construction - Unmitigated) - San Bernardino-South Coast County, Summer

6.2 Area by SubCategory**Mitigated**

	ROG	NOx	CO	SO2	Fugitive PM10	Exhaust PM10	PM10 Total	Fugitive PM2.5	Exhaust PM2.5	PM2.5 Total	Bio- CO2	NBio- CO2	Total CO2	CH4	N2O	CO2e
SubCategory	lb/day										lb/day					
Architectural Coating	3.6747					0.0000	0.0000		0.0000	0.0000			0.0000			0.0000
Consumer Products	28.6012					0.0000	0.0000		0.0000	0.0000			0.0000			0.0000
Landscaping	0.0136	1.3300e-003	0.1472	1.0000e-005		5.2000e-004	5.2000e-004		5.2000e-004	5.2000e-004		0.3164	0.3164	8.2000e-004		0.3369
Total	32.2895	1.3300e-003	0.1472	1.0000e-005		5.2000e-004	5.2000e-004		5.2000e-004	5.2000e-004		0.3164	0.3164	8.2000e-004		0.3369

7.0 Water Detail**7.1 Mitigation Measures Water****8.0 Waste Detail****8.1 Mitigation Measures Waste****9.0 Operational Offroad**

Equipment Type	Number	Hours/Day	Days/Year	Horse Power	Load Factor	Fuel Type
----------------	--------	-----------	-----------	-------------	-------------	-----------

10.0 Stationary Equipment**Fire Pumps and Emergency Generators**

Merrill Commerce Center (Phase C Construction - Unmitigated) - San Bernardino-South Coast County, Summer

Equipment Type	Number	Hours/Day	Hours/Year	Horse Power	Load Factor	Fuel Type
----------------	--------	-----------	------------	-------------	-------------	-----------

Boilers

Equipment Type	Number	Heat Input/Day	Heat Input/Year	Boiler Rating	Fuel Type
----------------	--------	----------------	-----------------	---------------	-----------

User Defined Equipment

Equipment Type	Number
----------------	--------

11.0 Vegetation

Merrill Commerce Center (Phase C Construction - Unmitigated) - San Bernardino-South Coast County, Winter

Merrill Commerce Center (Phase C Construction - Unmitigated)
San Bernardino-South Coast County, Winter

1.0 Project Characteristics

1.1 Land Usage

Land Uses	Size	Metric	Lot Acreage	Floor Surface Area	Population
Industrial Park	1,441.00	1000sqft	55.10	1,441,000.00	0
Other Asphalt Surfaces	4.50	Acre	4.50	196,020.00	0

1.2 Other Project Characteristics

Urbanization	Urban	Wind Speed (m/s)	2.2	Precipitation Freq (Days)	32
Climate Zone	10			Operational Year	2026
Utility Company	Southern California Edison				
CO2 Intensity (lb/MWhr)	702.44	CH4 Intensity (lb/MWhr)	0.029	N2O Intensity (lb/MWhr)	0.006

1.3 User Entered Comments & Non-Default Data

Merrill Commerce Center (Phase C Construction - Unmitigated) - San Bernardino-South Coast County, Winter

Project Characteristics -

Land Use - PA1A=22.9 acres; PA3A=5.7 acres; PA4A=5.8 acres; PA5A=11.2 acres; PA6A=9.5 acres ROWD = 4.50 acres (total ROWD is 28.4 acres, the ROWD was split proportionally b/w each Phase)

Construction Phase - Construction Schedule adjusted to meet the 2026 OY.

Off-road Equipment - Hours are based on an 8-hour workday.

Off-road Equipment - Crawler Tractors used in lieu of Tractors/Loaders/Backhoes.

Off-road Equipment - Crawler Tractors used in lieu of Tractors/Loaders/Backhoes.

Off-road Equipment -

Off-road Equipment - Crawler Tractors used in lieu of Tractors/Loaders/Backhoes.

Demolition -

Grading - For purposes of analysis, total acres graded per day is based on the equipment specific grading rates (CalEEMod Appendix A) and the equipment list.

Architectural Coating - Rule 1113

Vehicle Trips - Construction Run Only.

Energy Use - Construction Run Only.

Water And Wastewater - Construction Run Only.

Solid Waste - Construction Run Only.

Construction Off-road Equipment Mitigation - Rule 403

Vehicle Emission Factors - EMFAC2017

Vehicle Emission Factors - EMFAC2017

Vehicle Emission Factors - EMFAC2017

Table Name	Column Name	Default Value	New Value
tblArchitecturalCoating	EF_Nonresidential_Exterior	100.00	50.00
tblArchitecturalCoating	EF_Nonresidential_Interior	100.00	50.00
tblArchitecturalCoating	EF_Parking	100.00	50.00
tblConstructionPhase	NumDays	70.00	30.00
tblConstructionPhase	NumDays	40.00	30.00
tblConstructionPhase	NumDays	110.00	50.00

Merrill Commerce Center (Phase C Construction - Unmitigated) - San Bernardino-South Coast County, Winter

tblConstructionPhase	NumDays	1,110.00	150.00
tblEnergyUse	LightingElect	3.66	0.00
tblEnergyUse	NT24E	2.79	0.00
tblEnergyUse	T24E	3.07	0.00
tblEnergyUse	T24NG	3.47	0.00
tblGrading	AcresOfGrading	175.00	200.00
tblGrading	AcresOfGrading	60.00	105.00
tblLandUse	LotAcreage	33.08	55.10
tblOffRoadEquipment	OffRoadEquipmentUnitAmount	4.00	0.00
tblOffRoadEquipment	OffRoadEquipmentUnitAmount	2.00	0.00
tblOffRoadEquipment	OffRoadEquipmentUnitAmount	3.00	0.00
tblOffRoadEquipment	UsageHours	6.00	8.00
tblOffRoadEquipment	UsageHours	7.00	8.00
tblOffRoadEquipment	UsageHours	7.00	8.00
tblSolidWaste	SolidWasteGenerationRate	1,786.84	0.00
tblVehicleEF	HHD	0.92	0.03
tblVehicleEF	HHD	0.04	0.05
tblVehicleEF	HHD	0.07	0.00
tblVehicleEF	HHD	2.17	8.62
tblVehicleEF	HHD	0.53	0.33
tblVehicleEF	HHD	1.59	2.0270e-003
tblVehicleEF	HHD	6,400.87	1,349.94
tblVehicleEF	HHD	1,416.89	1,232.49
tblVehicleEF	HHD	5.07	0.02
tblVehicleEF	HHD	18.23	7.03
tblVehicleEF	HHD	1.21	2.11
tblVehicleEF	HHD	4.4310e-003	2.8590e-003

Merrill Commerce Center (Phase C Construction - Unmitigated) - San Bernardino-South Coast County, Winter

tblVehicleEF	HHD	0.06	0.06
tblVehicleEF	HHD	0.04	0.04
tblVehicleEF	HHD	5.1970e-003	0.03
tblVehicleEF	HHD	4.6000e-005	0.00
tblVehicleEF	HHD	4.2390e-003	2.7350e-003
tblVehicleEF	HHD	0.03	0.03
tblVehicleEF	HHD	8.8770e-003	8.9130e-003
tblVehicleEF	HHD	4.9720e-003	0.02
tblVehicleEF	HHD	4.3000e-005	0.00
tblVehicleEF	HHD	6.6000e-005	1.0000e-006
tblVehicleEF	HHD	2.4120e-003	4.5000e-005
tblVehicleEF	HHD	0.57	0.58
tblVehicleEF	HHD	4.1000e-005	1.0000e-006
tblVehicleEF	HHD	0.06	0.02
tblVehicleEF	HHD	1.5700e-004	2.2600e-004
tblVehicleEF	HHD	0.04	1.0000e-006
tblVehicleEF	HHD	0.06	0.01
tblVehicleEF	HHD	0.01	0.01
tblVehicleEF	HHD	7.7000e-005	0.00
tblVehicleEF	HHD	6.6000e-005	1.0000e-006
tblVehicleEF	HHD	2.4120e-003	4.5000e-005
tblVehicleEF	HHD	0.66	0.67
tblVehicleEF	HHD	4.1000e-005	1.0000e-006
tblVehicleEF	HHD	0.10	0.08
tblVehicleEF	HHD	1.5700e-004	2.2600e-004
tblVehicleEF	HHD	0.04	1.0000e-006
tblVehicleEF	HHD	0.87	0.03

Merrill Commerce Center (Phase C Construction - Unmitigated) - San Bernardino-South Coast County, Winter

tblVehicleEF	HHD	0.04	0.05
tblVehicleEF	HHD	0.07	0.00
tblVehicleEF	HHD	1.58	8.50
tblVehicleEF	HHD	0.53	0.33
tblVehicleEF	HHD	1.49	1.8980e-003
tblVehicleEF	HHD	6,781.16	1,333.02
tblVehicleEF	HHD	1,416.89	1,232.49
tblVehicleEF	HHD	5.07	0.02
tblVehicleEF	HHD	18.81	6.69
tblVehicleEF	HHD	1.14	1.99
tblVehicleEF	HHD	3.7360e-003	2.5230e-003
tblVehicleEF	HHD	0.06	0.06
tblVehicleEF	HHD	0.04	0.04
tblVehicleEF	HHD	5.1970e-003	0.03
tblVehicleEF	HHD	4.6000e-005	0.00
tblVehicleEF	HHD	3.5740e-003	2.4140e-003
tblVehicleEF	HHD	0.03	0.03
tblVehicleEF	HHD	8.8770e-003	8.9130e-003
tblVehicleEF	HHD	4.9720e-003	0.02
tblVehicleEF	HHD	4.3000e-005	0.00
tblVehicleEF	HHD	1.2600e-004	3.0000e-006
tblVehicleEF	HHD	2.6840e-003	5.3000e-005
tblVehicleEF	HHD	0.54	0.62
tblVehicleEF	HHD	8.7000e-005	2.0000e-006
tblVehicleEF	HHD	0.06	0.02
tblVehicleEF	HHD	1.5900e-004	2.3200e-004
tblVehicleEF	HHD	0.03	1.0000e-006

Merrill Commerce Center (Phase C Construction - Unmitigated) - San Bernardino-South Coast County, Winter

tblVehicleEF	HHD	0.06	0.01
tblVehicleEF	HHD	0.01	0.01
tblVehicleEF	HHD	7.5000e-005	0.00
tblVehicleEF	HHD	1.2600e-004	3.0000e-006
tblVehicleEF	HHD	2.6840e-003	5.3000e-005
tblVehicleEF	HHD	0.62	0.70
tblVehicleEF	HHD	8.7000e-005	2.0000e-006
tblVehicleEF	HHD	0.10	0.08
tblVehicleEF	HHD	1.5900e-004	2.3200e-004
tblVehicleEF	HHD	0.04	1.0000e-006
tblVehicleEF	HHD	0.99	0.02
tblVehicleEF	HHD	0.04	9.1900e-004
tblVehicleEF	HHD	0.07	0.00
tblVehicleEF	HHD	2.99	8.71
tblVehicleEF	HHD	0.53	0.18
tblVehicleEF	HHD	1.57	1.9980e-003
tblVehicleEF	HHD	5,875.72	1,360.46
tblVehicleEF	HHD	1,416.89	1,196.04
tblVehicleEF	HHD	5.07	0.02
tblVehicleEF	HHD	17.42	7.42
tblVehicleEF	HHD	1.19	2.06
tblVehicleEF	HHD	5.3910e-003	3.2050e-003
tblVehicleEF	HHD	0.06	0.06
tblVehicleEF	HHD	0.04	0.04
tblVehicleEF	HHD	5.1970e-003	0.03
tblVehicleEF	HHD	4.6000e-005	0.00
tblVehicleEF	HHD	5.1580e-003	3.0660e-003

Merrill Commerce Center (Phase C Construction - Unmitigated) - San Bernardino-South Coast County, Winter

tblVehicleEF	HHD	0.03	0.03
tblVehicleEF	HHD	8.8770e-003	8.8160e-003
tblVehicleEF	HHD	4.9720e-003	0.02
tblVehicleEF	HHD	4.3000e-005	0.00
tblVehicleEF	HHD	6.3000e-005	2.0000e-006
tblVehicleEF	HHD	2.5730e-003	5.3000e-005
tblVehicleEF	HHD	0.62	0.53
tblVehicleEF	HHD	4.0000e-005	1.0000e-006
tblVehicleEF	HHD	0.06	0.02
tblVehicleEF	HHD	1.7100e-004	2.3800e-004
tblVehicleEF	HHD	0.03	1.0000e-006
tblVehicleEF	HHD	0.06	0.01
tblVehicleEF	HHD	0.01	0.01
tblVehicleEF	HHD	7.6000e-005	0.00
tblVehicleEF	HHD	6.3000e-005	2.0000e-006
tblVehicleEF	HHD	2.5730e-003	5.3000e-005
tblVehicleEF	HHD	0.71	0.61
tblVehicleEF	HHD	4.0000e-005	1.0000e-006
tblVehicleEF	HHD	0.10	0.02
tblVehicleEF	HHD	1.7100e-004	2.3800e-004
tblVehicleEF	HHD	0.04	1.0000e-006
tblVehicleEF	LDA	2.9340e-003	1.5350e-003
tblVehicleEF	LDA	3.4150e-003	0.04
tblVehicleEF	LDA	0.45	0.51
tblVehicleEF	LDA	0.84	1.86
tblVehicleEF	LDA	213.43	230.85
tblVehicleEF	LDA	48.75	47.39

Merrill Commerce Center (Phase C Construction - Unmitigated) - San Bernardino-South Coast County, Winter

tblVehicleEF	LDA	0.04	0.03
tblVehicleEF	LDA	1.5620e-003	1.2160e-003
tblVehicleEF	LDA	2.2010e-003	1.5800e-003
tblVehicleEF	LDA	1.4380e-003	1.1200e-003
tblVehicleEF	LDA	2.0240e-003	1.4530e-003
tblVehicleEF	LDA	0.03	0.05
tblVehicleEF	LDA	0.08	0.08
tblVehicleEF	LDA	0.03	0.04
tblVehicleEF	LDA	7.3520e-003	5.4470e-003
tblVehicleEF	LDA	0.03	0.19
tblVehicleEF	LDA	0.05	0.16
tblVehicleEF	LDA	2.1370e-003	2.2840e-003
tblVehicleEF	LDA	5.0100e-004	4.6900e-004
tblVehicleEF	LDA	0.03	0.05
tblVehicleEF	LDA	0.08	0.08
tblVehicleEF	LDA	0.03	0.04
tblVehicleEF	LDA	0.01	7.9200e-003
tblVehicleEF	LDA	0.03	0.19
tblVehicleEF	LDA	0.05	0.17
tblVehicleEF	LDA	3.3380e-003	1.7620e-003
tblVehicleEF	LDA	2.8490e-003	0.03
tblVehicleEF	LDA	0.55	0.62
tblVehicleEF	LDA	0.69	1.55
tblVehicleEF	LDA	233.44	252.00
tblVehicleEF	LDA	48.75	46.82
tblVehicleEF	LDA	0.03	0.02
tblVehicleEF	LDA	1.5620e-003	1.2160e-003

Merrill Commerce Center (Phase C Construction - Unmitigated) - San Bernardino-South Coast County, Winter

tblVehicleEF	LDA	2.2010e-003	1.5800e-003
tblVehicleEF	LDA	1.4380e-003	1.1200e-003
tblVehicleEF	LDA	2.0240e-003	1.4530e-003
tblVehicleEF	LDA	0.07	0.09
tblVehicleEF	LDA	0.09	0.09
tblVehicleEF	LDA	0.06	0.08
tblVehicleEF	LDA	8.3500e-003	6.1750e-003
tblVehicleEF	LDA	0.03	0.19
tblVehicleEF	LDA	0.04	0.13
tblVehicleEF	LDA	2.3380e-003	2.4930e-003
tblVehicleEF	LDA	4.9900e-004	4.6300e-004
tblVehicleEF	LDA	0.07	0.09
tblVehicleEF	LDA	0.09	0.09
tblVehicleEF	LDA	0.06	0.08
tblVehicleEF	LDA	0.01	8.9820e-003
tblVehicleEF	LDA	0.03	0.19
tblVehicleEF	LDA	0.04	0.15
tblVehicleEF	LDA	2.8580e-003	1.4980e-003
tblVehicleEF	LDA	3.3970e-003	0.04
tblVehicleEF	LDA	0.42	0.48
tblVehicleEF	LDA	0.83	1.83
tblVehicleEF	LDA	208.70	225.89
tblVehicleEF	LDA	48.75	47.34
tblVehicleEF	LDA	0.03	0.02
tblVehicleEF	LDA	1.5620e-003	1.2160e-003
tblVehicleEF	LDA	2.2010e-003	1.5800e-003
tblVehicleEF	LDA	1.4380e-003	1.1200e-003

Merrill Commerce Center (Phase C Construction - Unmitigated) - San Bernardino-South Coast County, Winter

tblVehicleEF	LDA	2.0240e-003	1.4530e-003
tblVehicleEF	LDA	0.03	0.05
tblVehicleEF	LDA	0.09	0.09
tblVehicleEF	LDA	0.02	0.04
tblVehicleEF	LDA	7.1620e-003	5.3110e-003
tblVehicleEF	LDA	0.03	0.21
tblVehicleEF	LDA	0.05	0.16
tblVehicleEF	LDA	2.0890e-003	2.2350e-003
tblVehicleEF	LDA	5.0100e-004	4.6800e-004
tblVehicleEF	LDA	0.03	0.05
tblVehicleEF	LDA	0.09	0.09
tblVehicleEF	LDA	0.02	0.04
tblVehicleEF	LDA	0.01	7.7210e-003
tblVehicleEF	LDA	0.03	0.21
tblVehicleEF	LDA	0.05	0.17
tblVehicleEF	LDT1	8.7020e-003	3.9900e-003
tblVehicleEF	LDT1	0.01	0.06
tblVehicleEF	LDT1	1.05	0.92
tblVehicleEF	LDT1	2.38	2.06
tblVehicleEF	LDT1	274.34	275.61
tblVehicleEF	LDT1	62.78	57.91
tblVehicleEF	LDT1	0.11	0.07
tblVehicleEF	LDT1	2.2560e-003	1.6110e-003
tblVehicleEF	LDT1	3.0920e-003	2.1360e-003
tblVehicleEF	LDT1	2.0770e-003	1.4820e-003
tblVehicleEF	LDT1	2.8430e-003	1.9640e-003
tblVehicleEF	LDT1	0.14	0.13

Merrill Commerce Center (Phase C Construction - Unmitigated) - San Bernardino-South Coast County, Winter

tblVehicleEF	LDT1	0.25	0.19
tblVehicleEF	LDT1	0.10	0.10
tblVehicleEF	LDT1	0.02	0.02
tblVehicleEF	LDT1	0.16	0.64
tblVehicleEF	LDT1	0.16	0.28
tblVehicleEF	LDT1	2.7560e-003	2.7270e-003
tblVehicleEF	LDT1	6.6900e-004	5.7300e-004
tblVehicleEF	LDT1	0.14	0.13
tblVehicleEF	LDT1	0.25	0.19
tblVehicleEF	LDT1	0.10	0.10
tblVehicleEF	LDT1	0.03	0.02
tblVehicleEF	LDT1	0.16	0.64
tblVehicleEF	LDT1	0.18	0.31
tblVehicleEF	LDT1	9.8170e-003	4.5340e-003
tblVehicleEF	LDT1	9.8840e-003	0.05
tblVehicleEF	LDT1	1.26	1.12
tblVehicleEF	LDT1	1.96	1.71
tblVehicleEF	LDT1	299.03	297.62
tblVehicleEF	LDT1	62.78	57.21
tblVehicleEF	LDT1	0.10	0.07
tblVehicleEF	LDT1	2.2560e-003	1.6110e-003
tblVehicleEF	LDT1	3.0920e-003	2.1360e-003
tblVehicleEF	LDT1	2.0770e-003	1.4820e-003
tblVehicleEF	LDT1	2.8430e-003	1.9640e-003
tblVehicleEF	LDT1	0.29	0.28
tblVehicleEF	LDT1	0.31	0.23
tblVehicleEF	LDT1	0.21	0.21

Merrill Commerce Center (Phase C Construction - Unmitigated) - San Bernardino-South Coast County, Winter

tblVehicleEF	LDT1	0.02	0.02
tblVehicleEF	LDT1	0.16	0.64
tblVehicleEF	LDT1	0.13	0.23
tblVehicleEF	LDT1	3.0060e-003	2.9450e-003
tblVehicleEF	LDT1	6.6200e-004	5.6600e-004
tblVehicleEF	LDT1	0.29	0.28
tblVehicleEF	LDT1	0.31	0.23
tblVehicleEF	LDT1	0.21	0.21
tblVehicleEF	LDT1	0.04	0.03
tblVehicleEF	LDT1	0.16	0.64
tblVehicleEF	LDT1	0.15	0.26
tblVehicleEF	LDT1	8.4830e-003	3.9000e-003
tblVehicleEF	LDT1	0.01	0.06
tblVehicleEF	LDT1	1.00	0.88
tblVehicleEF	LDT1	2.35	2.02
tblVehicleEF	LDT1	268.53	270.39
tblVehicleEF	LDT1	62.78	57.85
tblVehicleEF	LDT1	0.10	0.07
tblVehicleEF	LDT1	2.2560e-003	1.6110e-003
tblVehicleEF	LDT1	3.0920e-003	2.1360e-003
tblVehicleEF	LDT1	2.0770e-003	1.4820e-003
tblVehicleEF	LDT1	2.8430e-003	1.9640e-003
tblVehicleEF	LDT1	0.14	0.14
tblVehicleEF	LDT1	0.29	0.21
tblVehicleEF	LDT1	0.09	0.09
tblVehicleEF	LDT1	0.02	0.02
tblVehicleEF	LDT1	0.19	0.75

Merrill Commerce Center (Phase C Construction - Unmitigated) - San Bernardino-South Coast County, Winter

tblVehicleEF	LDT1	0.16	0.28
tblVehicleEF	LDT1	2.6970e-003	2.6760e-003
tblVehicleEF	LDT1	6.6900e-004	5.7200e-004
tblVehicleEF	LDT1	0.14	0.14
tblVehicleEF	LDT1	0.29	0.21
tblVehicleEF	LDT1	0.09	0.09
tblVehicleEF	LDT1	0.03	0.02
tblVehicleEF	LDT1	0.19	0.75
tblVehicleEF	LDT1	0.17	0.30
tblVehicleEF	LDT2	4.5410e-003	2.7750e-003
tblVehicleEF	LDT2	5.2250e-003	0.05
tblVehicleEF	LDT2	0.64	0.72
tblVehicleEF	LDT2	1.19	2.40
tblVehicleEF	LDT2	304.81	286.47
tblVehicleEF	LDT2	69.08	60.44
tblVehicleEF	LDT2	0.06	0.05
tblVehicleEF	LDT2	1.7220e-003	1.3040e-003
tblVehicleEF	LDT2	2.4350e-003	1.6720e-003
tblVehicleEF	LDT2	1.5840e-003	1.2000e-003
tblVehicleEF	LDT2	2.2390e-003	1.5370e-003
tblVehicleEF	LDT2	0.05	0.09
tblVehicleEF	LDT2	0.10	0.12
tblVehicleEF	LDT2	0.04	0.07
tblVehicleEF	LDT2	0.01	0.01
tblVehicleEF	LDT2	0.06	0.41
tblVehicleEF	LDT2	0.07	0.25
tblVehicleEF	LDT2	3.0530e-003	2.8340e-003

Merrill Commerce Center (Phase C Construction - Unmitigated) - San Bernardino-South Coast County, Winter

tblVehicleEF	LDT2	7.1100e-004	5.9800e-004
tblVehicleEF	LDT2	0.05	0.09
tblVehicleEF	LDT2	0.10	0.12
tblVehicleEF	LDT2	0.04	0.07
tblVehicleEF	LDT2	0.02	0.02
tblVehicleEF	LDT2	0.06	0.41
tblVehicleEF	LDT2	0.08	0.27
tblVehicleEF	LDT2	5.1490e-003	3.1730e-003
tblVehicleEF	LDT2	4.3640e-003	0.05
tblVehicleEF	LDT2	0.78	0.88
tblVehicleEF	LDT2	0.99	1.99
tblVehicleEF	LDT2	332.67	307.21
tblVehicleEF	LDT2	69.08	59.66
tblVehicleEF	LDT2	0.05	0.05
tblVehicleEF	LDT2	1.7220e-003	1.3040e-003
tblVehicleEF	LDT2	2.4350e-003	1.6720e-003
tblVehicleEF	LDT2	1.5840e-003	1.2000e-003
tblVehicleEF	LDT2	2.2390e-003	1.5370e-003
tblVehicleEF	LDT2	0.11	0.17
tblVehicleEF	LDT2	0.12	0.14
tblVehicleEF	LDT2	0.09	0.15
tblVehicleEF	LDT2	0.01	0.01
tblVehicleEF	LDT2	0.06	0.41
tblVehicleEF	LDT2	0.06	0.21
tblVehicleEF	LDT2	3.3330e-003	3.0390e-003
tblVehicleEF	LDT2	7.0700e-004	5.9000e-004
tblVehicleEF	LDT2	0.11	0.17

Merrill Commerce Center (Phase C Construction - Unmitigated) - San Bernardino-South Coast County, Winter

tblVehicleEF	LDT2	0.12	0.14
tblVehicleEF	LDT2	0.09	0.15
tblVehicleEF	LDT2	0.02	0.02
tblVehicleEF	LDT2	0.06	0.41
tblVehicleEF	LDT2	0.06	0.23
tblVehicleEF	LDT2	4.4250e-003	2.7100e-003
tblVehicleEF	LDT2	5.1960e-003	0.05
tblVehicleEF	LDT2	0.60	0.68
tblVehicleEF	LDT2	1.17	2.36
tblVehicleEF	LDT2	298.26	281.56
tblVehicleEF	LDT2	69.08	60.37
tblVehicleEF	LDT2	0.06	0.05
tblVehicleEF	LDT2	1.7220e-003	1.3040e-003
tblVehicleEF	LDT2	2.4350e-003	1.6720e-003
tblVehicleEF	LDT2	1.5840e-003	1.2000e-003
tblVehicleEF	LDT2	2.2390e-003	1.5370e-003
tblVehicleEF	LDT2	0.05	0.08
tblVehicleEF	LDT2	0.11	0.13
tblVehicleEF	LDT2	0.04	0.07
tblVehicleEF	LDT2	0.01	0.01
tblVehicleEF	LDT2	0.07	0.48
tblVehicleEF	LDT2	0.07	0.25
tblVehicleEF	LDT2	2.9870e-003	2.7850e-003
tblVehicleEF	LDT2	7.1000e-004	5.9700e-004
tblVehicleEF	LDT2	0.05	0.08
tblVehicleEF	LDT2	0.11	0.13
tblVehicleEF	LDT2	0.04	0.07

Merrill Commerce Center (Phase C Construction - Unmitigated) - San Bernardino-South Coast County, Winter

tblVehicleEF	LDT2	0.02	0.02
tblVehicleEF	LDT2	0.07	0.48
tblVehicleEF	LDT2	0.08	0.27
tblVehicleEF	LHD1	4.5150e-003	4.3860e-003
tblVehicleEF	LHD1	8.0690e-003	4.3340e-003
tblVehicleEF	LHD1	0.02	0.01
tblVehicleEF	LHD1	0.14	0.17
tblVehicleEF	LHD1	0.74	0.58
tblVehicleEF	LHD1	2.07	0.92
tblVehicleEF	LHD1	9.20	9.02
tblVehicleEF	LHD1	588.15	612.33
tblVehicleEF	LHD1	28.17	10.03
tblVehicleEF	LHD1	0.08	0.07
tblVehicleEF	LHD1	1.54	1.01
tblVehicleEF	LHD1	9.4500e-004	9.9000e-004
tblVehicleEF	LHD1	0.01	0.01
tblVehicleEF	LHD1	0.01	8.8180e-003
tblVehicleEF	LHD1	7.9100e-004	2.2400e-004
tblVehicleEF	LHD1	9.0400e-004	9.4700e-004
tblVehicleEF	LHD1	2.5790e-003	2.5040e-003
tblVehicleEF	LHD1	0.01	8.4140e-003
tblVehicleEF	LHD1	7.2700e-004	2.0600e-004
tblVehicleEF	LHD1	3.2690e-003	2.5580e-003
tblVehicleEF	LHD1	0.10	0.07
tblVehicleEF	LHD1	0.02	0.02
tblVehicleEF	LHD1	1.6680e-003	1.2900e-003
tblVehicleEF	LHD1	0.07	0.05

Merrill Commerce Center (Phase C Construction - Unmitigated) - San Bernardino-South Coast County, Winter

tblVehicleEF	LHD1	0.34	0.52
tblVehicleEF	LHD1	0.21	0.06
tblVehicleEF	LHD1	9.1000e-005	8.7000e-005
tblVehicleEF	LHD1	5.7560e-003	5.9570e-003
tblVehicleEF	LHD1	3.2100e-004	9.9000e-005
tblVehicleEF	LHD1	3.2690e-003	2.5580e-003
tblVehicleEF	LHD1	0.10	0.07
tblVehicleEF	LHD1	0.02	0.03
tblVehicleEF	LHD1	1.6680e-003	1.2900e-003
tblVehicleEF	LHD1	0.08	0.06
tblVehicleEF	LHD1	0.34	0.52
tblVehicleEF	LHD1	0.23	0.07
tblVehicleEF	LHD1	4.5150e-003	4.4000e-003
tblVehicleEF	LHD1	8.2390e-003	4.4160e-003
tblVehicleEF	LHD1	0.01	0.01
tblVehicleEF	LHD1	0.14	0.17
tblVehicleEF	LHD1	0.75	0.59
tblVehicleEF	LHD1	1.94	0.86
tblVehicleEF	LHD1	9.20	9.02
tblVehicleEF	LHD1	588.15	612.35
tblVehicleEF	LHD1	28.17	9.93
tblVehicleEF	LHD1	0.08	0.07
tblVehicleEF	LHD1	1.44	0.94
tblVehicleEF	LHD1	9.4500e-004	9.9000e-004
tblVehicleEF	LHD1	0.01	0.01
tblVehicleEF	LHD1	0.01	8.8180e-003
tblVehicleEF	LHD1	7.9100e-004	2.2400e-004

Merrill Commerce Center (Phase C Construction - Unmitigated) - San Bernardino-South Coast County, Winter

tblVehicleEF	LHD1	9.0400e-004	9.4700e-004
tblVehicleEF	LHD1	2.5790e-003	2.5040e-003
tblVehicleEF	LHD1	0.01	8.4140e-003
tblVehicleEF	LHD1	7.2700e-004	2.0600e-004
tblVehicleEF	LHD1	6.3950e-003	5.0260e-003
tblVehicleEF	LHD1	0.12	0.09
tblVehicleEF	LHD1	0.02	0.02
tblVehicleEF	LHD1	3.6780e-003	2.8810e-003
tblVehicleEF	LHD1	0.07	0.05
tblVehicleEF	LHD1	0.35	0.53
tblVehicleEF	LHD1	0.20	0.06
tblVehicleEF	LHD1	9.1000e-005	8.7000e-005
tblVehicleEF	LHD1	5.7570e-003	5.9580e-003
tblVehicleEF	LHD1	3.1800e-004	9.8000e-005
tblVehicleEF	LHD1	6.3950e-003	5.0260e-003
tblVehicleEF	LHD1	0.12	0.09
tblVehicleEF	LHD1	0.02	0.03
tblVehicleEF	LHD1	3.6780e-003	2.8810e-003
tblVehicleEF	LHD1	0.08	0.06
tblVehicleEF	LHD1	0.35	0.53
tblVehicleEF	LHD1	0.22	0.06
tblVehicleEF	LHD1	4.5150e-003	4.3890e-003
tblVehicleEF	LHD1	8.0880e-003	4.3430e-003
tblVehicleEF	LHD1	0.02	0.01
tblVehicleEF	LHD1	0.14	0.17
tblVehicleEF	LHD1	0.74	0.58
tblVehicleEF	LHD1	2.04	0.90

Merrill Commerce Center (Phase C Construction - Unmitigated) - San Bernardino-South Coast County, Winter

tblVehicleEF	LHD1	9.20	9.02
tblVehicleEF	LHD1	588.15	612.33
tblVehicleEF	LHD1	28.17	10.01
tblVehicleEF	LHD1	0.08	0.07
tblVehicleEF	LHD1	1.51	0.99
tblVehicleEF	LHD1	9.4500e-004	9.9000e-004
tblVehicleEF	LHD1	0.01	0.01
tblVehicleEF	LHD1	0.01	8.8180e-003
tblVehicleEF	LHD1	7.9100e-004	2.2400e-004
tblVehicleEF	LHD1	9.0400e-004	9.4700e-004
tblVehicleEF	LHD1	2.5790e-003	2.5040e-003
tblVehicleEF	LHD1	0.01	8.4140e-003
tblVehicleEF	LHD1	7.2700e-004	2.0600e-004
tblVehicleEF	LHD1	3.4680e-003	2.7570e-003
tblVehicleEF	LHD1	0.12	0.09
tblVehicleEF	LHD1	0.02	0.02
tblVehicleEF	LHD1	1.6320e-003	1.2680e-003
tblVehicleEF	LHD1	0.07	0.05
tblVehicleEF	LHD1	0.37	0.56
tblVehicleEF	LHD1	0.21	0.06
tblVehicleEF	LHD1	9.1000e-005	8.7000e-005
tblVehicleEF	LHD1	5.7560e-003	5.9570e-003
tblVehicleEF	LHD1	3.2000e-004	9.9000e-005
tblVehicleEF	LHD1	3.4680e-003	2.7570e-003
tblVehicleEF	LHD1	0.12	0.09
tblVehicleEF	LHD1	0.02	0.03
tblVehicleEF	LHD1	1.6320e-003	1.2680e-003

Merrill Commerce Center (Phase C Construction - Unmitigated) - San Bernardino-South Coast County, Winter

tblVehicleEF	LHD1	0.08	0.06
tblVehicleEF	LHD1	0.37	0.56
tblVehicleEF	LHD1	0.22	0.07
tblVehicleEF	LHD2	3.0190e-003	2.9450e-003
tblVehicleEF	LHD2	3.0020e-003	3.0680e-003
tblVehicleEF	LHD2	5.3750e-003	7.2680e-003
tblVehicleEF	LHD2	0.12	0.13
tblVehicleEF	LHD2	0.32	0.39
tblVehicleEF	LHD2	0.99	0.52
tblVehicleEF	LHD2	14.02	14.10
tblVehicleEF	LHD2	590.99	612.80
tblVehicleEF	LHD2	23.05	7.09
tblVehicleEF	LHD2	0.09	0.10
tblVehicleEF	LHD2	0.79	1.09
tblVehicleEF	LHD2	1.1800e-003	1.4530e-003
tblVehicleEF	LHD2	0.01	0.01
tblVehicleEF	LHD2	9.5980e-003	0.01
tblVehicleEF	LHD2	3.5700e-004	1.0800e-004
tblVehicleEF	LHD2	1.1290e-003	1.3900e-003
tblVehicleEF	LHD2	2.7000e-003	2.7060e-003
tblVehicleEF	LHD2	9.1720e-003	0.01
tblVehicleEF	LHD2	3.2900e-004	1.0000e-004
tblVehicleEF	LHD2	1.0100e-003	1.2570e-003
tblVehicleEF	LHD2	0.03	0.04
tblVehicleEF	LHD2	0.01	0.02
tblVehicleEF	LHD2	5.7600e-004	6.9200e-004
tblVehicleEF	LHD2	0.04	0.05

Merrill Commerce Center (Phase C Construction - Unmitigated) - San Bernardino-South Coast County, Winter

tblVehicleEF	LHD2	0.06	0.22
tblVehicleEF	LHD2	0.07	0.04
tblVehicleEF	LHD2	1.3700e-004	1.3500e-004
tblVehicleEF	LHD2	5.7450e-003	5.9080e-003
tblVehicleEF	LHD2	2.4800e-004	7.0000e-005
tblVehicleEF	LHD2	1.0100e-003	1.2570e-003
tblVehicleEF	LHD2	0.03	0.04
tblVehicleEF	LHD2	0.02	0.02
tblVehicleEF	LHD2	5.7600e-004	6.9200e-004
tblVehicleEF	LHD2	0.05	0.06
tblVehicleEF	LHD2	0.06	0.22
tblVehicleEF	LHD2	0.08	0.04
tblVehicleEF	LHD2	3.0190e-003	2.9540e-003
tblVehicleEF	LHD2	3.0350e-003	3.0940e-003
tblVehicleEF	LHD2	5.1530e-003	6.9430e-003
tblVehicleEF	LHD2	0.12	0.13
tblVehicleEF	LHD2	0.32	0.40
tblVehicleEF	LHD2	0.93	0.49
tblVehicleEF	LHD2	14.02	14.10
tblVehicleEF	LHD2	590.99	612.80
tblVehicleEF	LHD2	23.05	7.04
tblVehicleEF	LHD2	0.09	0.10
tblVehicleEF	LHD2	0.74	1.03
tblVehicleEF	LHD2	1.1800e-003	1.4530e-003
tblVehicleEF	LHD2	0.01	0.01
tblVehicleEF	LHD2	9.5980e-003	0.01
tblVehicleEF	LHD2	3.5700e-004	1.0800e-004

Merrill Commerce Center (Phase C Construction - Unmitigated) - San Bernardino-South Coast County, Winter

tblVehicleEF	LHD2	1.1290e-003	1.3900e-003
tblVehicleEF	LHD2	2.7000e-003	2.7060e-003
tblVehicleEF	LHD2	9.1720e-003	0.01
tblVehicleEF	LHD2	3.2900e-004	1.0000e-004
tblVehicleEF	LHD2	1.9350e-003	2.4210e-003
tblVehicleEF	LHD2	0.03	0.04
tblVehicleEF	LHD2	0.01	0.02
tblVehicleEF	LHD2	1.2190e-003	1.4810e-003
tblVehicleEF	LHD2	0.04	0.05
tblVehicleEF	LHD2	0.06	0.22
tblVehicleEF	LHD2	0.07	0.03
tblVehicleEF	LHD2	1.3700e-004	1.3500e-004
tblVehicleEF	LHD2	5.7450e-003	5.9080e-003
tblVehicleEF	LHD2	2.4700e-004	7.0000e-005
tblVehicleEF	LHD2	1.9350e-003	2.4210e-003
tblVehicleEF	LHD2	0.03	0.04
tblVehicleEF	LHD2	0.02	0.02
tblVehicleEF	LHD2	1.2190e-003	1.4810e-003
tblVehicleEF	LHD2	0.05	0.06
tblVehicleEF	LHD2	0.06	0.22
tblVehicleEF	LHD2	0.08	0.04
tblVehicleEF	LHD2	3.0190e-003	2.9470e-003
tblVehicleEF	LHD2	3.0060e-003	3.0710e-003
tblVehicleEF	LHD2	5.3330e-003	7.2070e-003
tblVehicleEF	LHD2	0.12	0.13
tblVehicleEF	LHD2	0.32	0.39
tblVehicleEF	LHD2	0.97	0.52

Merrill Commerce Center (Phase C Construction - Unmitigated) - San Bernardino-South Coast County, Winter

tblVehicleEF	LHD2	14.02	14.10
tblVehicleEF	LHD2	590.99	612.80
tblVehicleEF	LHD2	23.05	7.08
tblVehicleEF	LHD2	0.09	0.10
tblVehicleEF	LHD2	0.77	1.07
tblVehicleEF	LHD2	1.1800e-003	1.4530e-003
tblVehicleEF	LHD2	0.01	0.01
tblVehicleEF	LHD2	9.5980e-003	0.01
tblVehicleEF	LHD2	3.5700e-004	1.0800e-004
tblVehicleEF	LHD2	1.1290e-003	1.3900e-003
tblVehicleEF	LHD2	2.7000e-003	2.7060e-003
tblVehicleEF	LHD2	9.1720e-003	0.01
tblVehicleEF	LHD2	3.2900e-004	1.0000e-004
tblVehicleEF	LHD2	1.0020e-003	1.2650e-003
tblVehicleEF	LHD2	0.03	0.04
tblVehicleEF	LHD2	0.01	0.02
tblVehicleEF	LHD2	5.6100e-004	6.7200e-004
tblVehicleEF	LHD2	0.04	0.05
tblVehicleEF	LHD2	0.07	0.24
tblVehicleEF	LHD2	0.07	0.03
tblVehicleEF	LHD2	1.3700e-004	1.3500e-004
tblVehicleEF	LHD2	5.7450e-003	5.9080e-003
tblVehicleEF	LHD2	2.4800e-004	7.0000e-005
tblVehicleEF	LHD2	1.0020e-003	1.2650e-003
tblVehicleEF	LHD2	0.03	0.04
tblVehicleEF	LHD2	0.02	0.02
tblVehicleEF	LHD2	5.6100e-004	6.7200e-004

Merrill Commerce Center (Phase C Construction - Unmitigated) - San Bernardino-South Coast County, Winter

tblVehicleEF	LHD2	0.05	0.06
tblVehicleEF	LHD2	0.07	0.24
tblVehicleEF	LHD2	0.08	0.04
tblVehicleEF	MCY	0.44	0.32
tblVehicleEF	MCY	0.15	0.25
tblVehicleEF	MCY	19.12	19.37
tblVehicleEF	MCY	10.00	8.87
tblVehicleEF	MCY	170.19	210.88
tblVehicleEF	MCY	44.81	60.33
tblVehicleEF	MCY	1.15	1.15
tblVehicleEF	MCY	2.0020e-003	1.9620e-003
tblVehicleEF	MCY	3.3000e-003	2.8020e-003
tblVehicleEF	MCY	1.8700e-003	1.8320e-003
tblVehicleEF	MCY	3.0980e-003	2.6300e-003
tblVehicleEF	MCY	1.43	1.45
tblVehicleEF	MCY	0.79	0.81
tblVehicleEF	MCY	0.77	0.78
tblVehicleEF	MCY	2.17	2.18
tblVehicleEF	MCY	0.44	1.74
tblVehicleEF	MCY	2.11	1.87
tblVehicleEF	MCY	2.0780e-003	2.0870e-003
tblVehicleEF	MCY	6.7400e-004	5.9700e-004
tblVehicleEF	MCY	1.43	1.45
tblVehicleEF	MCY	0.79	0.81
tblVehicleEF	MCY	0.77	0.78
tblVehicleEF	MCY	2.69	2.70
tblVehicleEF	MCY	0.44	1.74

Merrill Commerce Center (Phase C Construction - Unmitigated) - San Bernardino-South Coast County, Winter

tblVehicleEF	MCY	2.29	2.03
tblVehicleEF	MCY	0.43	0.32
tblVehicleEF	MCY	0.13	0.21
tblVehicleEF	MCY	19.26	19.51
tblVehicleEF	MCY	9.04	7.97
tblVehicleEF	MCY	170.19	210.93
tblVehicleEF	MCY	44.81	58.05
tblVehicleEF	MCY	0.98	0.98
tblVehicleEF	MCY	2.0020e-003	1.9620e-003
tblVehicleEF	MCY	3.3000e-003	2.8020e-003
tblVehicleEF	MCY	1.8700e-003	1.8320e-003
tblVehicleEF	MCY	3.0980e-003	2.6300e-003
tblVehicleEF	MCY	3.08	3.13
tblVehicleEF	MCY	1.21	1.26
tblVehicleEF	MCY	2.05	2.08
tblVehicleEF	MCY	2.12	2.13
tblVehicleEF	MCY	0.44	1.74
tblVehicleEF	MCY	1.82	1.60
tblVehicleEF	MCY	2.0780e-003	2.0870e-003
tblVehicleEF	MCY	6.4900e-004	5.7400e-004
tblVehicleEF	MCY	3.08	3.13
tblVehicleEF	MCY	1.21	1.26
tblVehicleEF	MCY	2.05	2.08
tblVehicleEF	MCY	2.64	2.64
tblVehicleEF	MCY	0.44	1.74
tblVehicleEF	MCY	1.98	1.75
tblVehicleEF	MCY	0.44	0.32

Merrill Commerce Center (Phase C Construction - Unmitigated) - San Bernardino-South Coast County, Winter

tblVehicleEF	MCY	0.15	0.24
tblVehicleEF	MCY	18.32	18.54
tblVehicleEF	MCY	9.65	8.53
tblVehicleEF	MCY	170.19	209.44
tblVehicleEF	MCY	44.81	59.57
tblVehicleEF	MCY	1.11	1.11
tblVehicleEF	MCY	2.0020e-003	1.9620e-003
tblVehicleEF	MCY	3.3000e-003	2.8020e-003
tblVehicleEF	MCY	1.8700e-003	1.8320e-003
tblVehicleEF	MCY	3.0980e-003	2.6300e-003
tblVehicleEF	MCY	1.68	1.70
tblVehicleEF	MCY	1.05	1.07
tblVehicleEF	MCY	0.69	0.70
tblVehicleEF	MCY	2.14	2.14
tblVehicleEF	MCY	0.50	2.00
tblVehicleEF	MCY	2.04	1.80
tblVehicleEF	MCY	2.0640e-003	2.0730e-003
tblVehicleEF	MCY	6.6600e-004	5.9000e-004
tblVehicleEF	MCY	1.68	1.70
tblVehicleEF	MCY	1.05	1.07
tblVehicleEF	MCY	0.69	0.70
tblVehicleEF	MCY	2.65	2.66
tblVehicleEF	MCY	0.50	2.00
tblVehicleEF	MCY	2.22	1.96
tblVehicleEF	MDV	8.5490e-003	3.4430e-003
tblVehicleEF	MDV	0.01	0.06
tblVehicleEF	MDV	0.97	0.80

Merrill Commerce Center (Phase C Construction - Unmitigated) - San Bernardino-South Coast County, Winter

tblVehicleEF	MDV	2.26	2.68
tblVehicleEF	MDV	424.40	358.68
tblVehicleEF	MDV	95.54	75.12
tblVehicleEF	MDV	0.12	0.07
tblVehicleEF	MDV	1.7550e-003	1.3620e-003
tblVehicleEF	MDV	2.3950e-003	1.6900e-003
tblVehicleEF	MDV	1.6170e-003	1.2560e-003
tblVehicleEF	MDV	2.2020e-003	1.5540e-003
tblVehicleEF	MDV	0.09	0.11
tblVehicleEF	MDV	0.18	0.15
tblVehicleEF	MDV	0.08	0.09
tblVehicleEF	MDV	0.02	0.01
tblVehicleEF	MDV	0.10	0.46
tblVehicleEF	MDV	0.17	0.31
tblVehicleEF	MDV	4.2490e-003	3.5450e-003
tblVehicleEF	MDV	9.9500e-004	7.4300e-004
tblVehicleEF	MDV	0.09	0.11
tblVehicleEF	MDV	0.18	0.15
tblVehicleEF	MDV	0.08	0.09
tblVehicleEF	MDV	0.03	0.02
tblVehicleEF	MDV	0.10	0.46
tblVehicleEF	MDV	0.18	0.34
tblVehicleEF	MDV	9.6990e-003	3.9420e-003
tblVehicleEF	MDV	0.01	0.06
tblVehicleEF	MDV	1.19	0.97
tblVehicleEF	MDV	1.87	2.22
tblVehicleEF	MDV	461.94	380.41

Merrill Commerce Center (Phase C Construction - Unmitigated) - San Bernardino-South Coast County, Winter

tblVehicleEF	MDV	95.54	74.23
tblVehicleEF	MDV	0.10	0.06
tblVehicleEF	MDV	1.7550e-003	1.3620e-003
tblVehicleEF	MDV	2.3950e-003	1.6900e-003
tblVehicleEF	MDV	1.6170e-003	1.2560e-003
tblVehicleEF	MDV	2.2020e-003	1.5540e-003
tblVehicleEF	MDV	0.18	0.21
tblVehicleEF	MDV	0.20	0.17
tblVehicleEF	MDV	0.16	0.19
tblVehicleEF	MDV	0.02	0.02
tblVehicleEF	MDV	0.10	0.46
tblVehicleEF	MDV	0.14	0.26
tblVehicleEF	MDV	4.6270e-003	3.7610e-003
tblVehicleEF	MDV	9.8800e-004	7.3500e-004
tblVehicleEF	MDV	0.18	0.21
tblVehicleEF	MDV	0.20	0.17
tblVehicleEF	MDV	0.16	0.19
tblVehicleEF	MDV	0.04	0.02
tblVehicleEF	MDV	0.10	0.46
tblVehicleEF	MDV	0.15	0.28
tblVehicleEF	MDV	8.3240e-003	3.3580e-003
tblVehicleEF	MDV	0.01	0.06
tblVehicleEF	MDV	0.92	0.75
tblVehicleEF	MDV	2.23	2.64
tblVehicleEF	MDV	415.65	353.53
tblVehicleEF	MDV	95.54	75.05
tblVehicleEF	MDV	0.11	0.06

Merrill Commerce Center (Phase C Construction - Unmitigated) - San Bernardino-South Coast County, Winter

tblVehicleEF	MDV	1.7550e-003	1.3620e-003
tblVehicleEF	MDV	2.3950e-003	1.6900e-003
tblVehicleEF	MDV	1.6170e-003	1.2560e-003
tblVehicleEF	MDV	2.2020e-003	1.5540e-003
tblVehicleEF	MDV	0.09	0.10
tblVehicleEF	MDV	0.19	0.16
tblVehicleEF	MDV	0.07	0.09
tblVehicleEF	MDV	0.02	0.01
tblVehicleEF	MDV	0.12	0.53
tblVehicleEF	MDV	0.16	0.31
tblVehicleEF	MDV	4.1610e-003	3.4950e-003
tblVehicleEF	MDV	9.9400e-004	7.4300e-004
tblVehicleEF	MDV	0.09	0.10
tblVehicleEF	MDV	0.19	0.16
tblVehicleEF	MDV	0.07	0.09
tblVehicleEF	MDV	0.03	0.02
tblVehicleEF	MDV	0.12	0.53
tblVehicleEF	MDV	0.18	0.34
tblVehicleEF	MH	0.02	3.4970e-003
tblVehicleEF	MH	0.02	0.00
tblVehicleEF	MH	1.71	0.32
tblVehicleEF	MH	5.12	0.00
tblVehicleEF	MH	1,044.82	918.79
tblVehicleEF	MH	58.27	0.00
tblVehicleEF	MH	1.20	3.97
tblVehicleEF	MH	0.01	0.02
tblVehicleEF	MH	0.03	0.12

Merrill Commerce Center (Phase C Construction - Unmitigated) - San Bernardino-South Coast County, Winter

tblVehicleEF	MH	9.8200e-004	0.00
tblVehicleEF	MH	3.2250e-003	4.0000e-003
tblVehicleEF	MH	0.03	0.11
tblVehicleEF	MH	9.0300e-004	0.00
tblVehicleEF	MH	1.16	0.00
tblVehicleEF	MH	0.07	0.00
tblVehicleEF	MH	0.41	0.00
tblVehicleEF	MH	0.07	0.08
tblVehicleEF	MH	0.03	0.00
tblVehicleEF	MH	0.30	0.00
tblVehicleEF	MH	0.01	8.6860e-003
tblVehicleEF	MH	6.7200e-004	0.00
tblVehicleEF	MH	1.16	0.00
tblVehicleEF	MH	0.07	0.00
tblVehicleEF	MH	0.41	0.00
tblVehicleEF	MH	0.09	0.09
tblVehicleEF	MH	0.03	0.00
tblVehicleEF	MH	0.33	0.00
tblVehicleEF	MH	0.02	3.4970e-003
tblVehicleEF	MH	0.02	0.00
tblVehicleEF	MH	1.77	0.32
tblVehicleEF	MH	4.67	0.00
tblVehicleEF	MH	1,044.82	918.79
tblVehicleEF	MH	58.27	0.00
tblVehicleEF	MH	1.10	3.73
tblVehicleEF	MH	0.01	0.02
tblVehicleEF	MH	0.03	0.12

Merrill Commerce Center (Phase C Construction - Unmitigated) - San Bernardino-South Coast County, Winter

tblVehicleEF	MH	9.8200e-004	0.00
tblVehicleEF	MH	3.2250e-003	4.0000e-003
tblVehicleEF	MH	0.03	0.11
tblVehicleEF	MH	9.0300e-004	0.00
tblVehicleEF	MH	2.28	0.00
tblVehicleEF	MH	0.09	0.00
tblVehicleEF	MH	0.97	0.00
tblVehicleEF	MH	0.07	0.08
tblVehicleEF	MH	0.03	0.00
tblVehicleEF	MH	0.28	0.00
tblVehicleEF	MH	0.01	8.6860e-003
tblVehicleEF	MH	6.6400e-004	0.00
tblVehicleEF	MH	2.28	0.00
tblVehicleEF	MH	0.09	0.00
tblVehicleEF	MH	0.97	0.00
tblVehicleEF	MH	0.09	0.09
tblVehicleEF	MH	0.03	0.00
tblVehicleEF	MH	0.31	0.00
tblVehicleEF	MH	0.02	3.4970e-003
tblVehicleEF	MH	0.02	0.00
tblVehicleEF	MH	1.71	0.32
tblVehicleEF	MH	5.07	0.00
tblVehicleEF	MH	1,044.82	918.79
tblVehicleEF	MH	58.27	0.00
tblVehicleEF	MH	1.17	3.90
tblVehicleEF	MH	0.01	0.02
tblVehicleEF	MH	0.03	0.12

Merrill Commerce Center (Phase C Construction - Unmitigated) - San Bernardino-South Coast County, Winter

tblVehicleEF	MH	9.8200e-004	0.00
tblVehicleEF	MH	3.2250e-003	4.0000e-003
tblVehicleEF	MH	0.03	0.11
tblVehicleEF	MH	9.0300e-004	0.00
tblVehicleEF	MH	1.34	0.00
tblVehicleEF	MH	0.09	0.00
tblVehicleEF	MH	0.43	0.00
tblVehicleEF	MH	0.07	0.08
tblVehicleEF	MH	0.03	0.00
tblVehicleEF	MH	0.30	0.00
tblVehicleEF	MH	0.01	8.6860e-003
tblVehicleEF	MH	6.7100e-004	0.00
tblVehicleEF	MH	1.34	0.00
tblVehicleEF	MH	0.09	0.00
tblVehicleEF	MH	0.43	0.00
tblVehicleEF	MH	0.09	0.09
tblVehicleEF	MH	0.03	0.00
tblVehicleEF	MH	0.32	0.00
tblVehicleEF	MHD	0.02	2.9940e-003
tblVehicleEF	MHD	2.1980e-003	9.6000e-004
tblVehicleEF	MHD	0.04	7.1190e-003
tblVehicleEF	MHD	0.29	0.33
tblVehicleEF	MHD	0.20	0.13
tblVehicleEF	MHD	3.68	0.75
tblVehicleEF	MHD	158.15	61.88
tblVehicleEF	MHD	1,094.62	924.73
tblVehicleEF	MHD	48.60	7.15

Merrill Commerce Center (Phase C Construction - Unmitigated) - San Bernardino-South Coast County, Winter

tblVehicleEF	MHD	0.42	0.33
tblVehicleEF	MHD	0.62	1.01
tblVehicleEF	MHD	8.1000e-005	2.0700e-004
tblVehicleEF	MHD	2.7670e-003	7.7130e-003
tblVehicleEF	MHD	6.4800e-004	8.3000e-005
tblVehicleEF	MHD	7.7000e-005	1.9800e-004
tblVehicleEF	MHD	2.6430e-003	7.3750e-003
tblVehicleEF	MHD	5.9600e-004	7.6000e-005
tblVehicleEF	MHD	9.1200e-004	4.0900e-004
tblVehicleEF	MHD	0.03	0.01
tblVehicleEF	MHD	0.02	0.01
tblVehicleEF	MHD	5.0100e-004	2.2400e-004
tblVehicleEF	MHD	0.03	9.7180e-003
tblVehicleEF	MHD	0.01	0.08
tblVehicleEF	MHD	0.23	0.04
tblVehicleEF	MHD	1.5190e-003	5.8700e-004
tblVehicleEF	MHD	0.01	8.8120e-003
tblVehicleEF	MHD	5.5000e-004	7.1000e-005
tblVehicleEF	MHD	9.1200e-004	4.0900e-004
tblVehicleEF	MHD	0.03	0.01
tblVehicleEF	MHD	0.03	0.02
tblVehicleEF	MHD	5.0100e-004	2.2400e-004
tblVehicleEF	MHD	0.03	0.01
tblVehicleEF	MHD	0.01	0.08
tblVehicleEF	MHD	0.25	0.04
tblVehicleEF	MHD	0.01	2.8540e-003
tblVehicleEF	MHD	2.2250e-003	9.7900e-004

Merrill Commerce Center (Phase C Construction - Unmitigated) - San Bernardino-South Coast County, Winter

tblVehicleEF	MHD	0.04	6.7960e-003
tblVehicleEF	MHD	0.21	0.29
tblVehicleEF	MHD	0.20	0.13
tblVehicleEF	MHD	3.44	0.70
tblVehicleEF	MHD	167.52	61.59
tblVehicleEF	MHD	1,094.62	924.73
tblVehicleEF	MHD	48.60	7.06
tblVehicleEF	MHD	0.44	0.32
tblVehicleEF	MHD	0.58	0.95
tblVehicleEF	MHD	6.8000e-005	1.7800e-004
tblVehicleEF	MHD	2.7670e-003	7.7130e-003
tblVehicleEF	MHD	6.4800e-004	8.3000e-005
tblVehicleEF	MHD	6.5000e-005	1.7000e-004
tblVehicleEF	MHD	2.6430e-003	7.3750e-003
tblVehicleEF	MHD	5.9600e-004	7.6000e-005
tblVehicleEF	MHD	1.7790e-003	7.9800e-004
tblVehicleEF	MHD	0.04	0.02
tblVehicleEF	MHD	0.02	0.01
tblVehicleEF	MHD	1.1090e-003	4.9600e-004
tblVehicleEF	MHD	0.03	9.7970e-003
tblVehicleEF	MHD	0.01	0.08
tblVehicleEF	MHD	0.22	0.03
tblVehicleEF	MHD	1.6070e-003	5.8400e-004
tblVehicleEF	MHD	0.01	8.8120e-003
tblVehicleEF	MHD	5.4600e-004	7.0000e-005
tblVehicleEF	MHD	1.7790e-003	7.9800e-004
tblVehicleEF	MHD	0.04	0.02

Merrill Commerce Center (Phase C Construction - Unmitigated) - San Bernardino-South Coast County, Winter

tblVehicleEF	MHD	0.03	0.02
tblVehicleEF	MHD	1.1090e-003	4.9600e-004
tblVehicleEF	MHD	0.03	0.01
tblVehicleEF	MHD	0.01	0.08
tblVehicleEF	MHD	0.24	0.04
tblVehicleEF	MHD	0.02	3.2040e-003
tblVehicleEF	MHD	2.2010e-003	9.6100e-004
tblVehicleEF	MHD	0.04	7.0350e-003
tblVehicleEF	MHD	0.40	0.39
tblVehicleEF	MHD	0.20	0.13
tblVehicleEF	MHD	3.62	0.74
tblVehicleEF	MHD	145.20	62.28
tblVehicleEF	MHD	1,094.62	924.73
tblVehicleEF	MHD	48.60	7.13
tblVehicleEF	MHD	0.40	0.35
tblVehicleEF	MHD	0.61	0.99
tblVehicleEF	MHD	9.8000e-005	2.4800e-004
tblVehicleEF	MHD	2.7670e-003	7.7130e-003
tblVehicleEF	MHD	6.4800e-004	8.3000e-005
tblVehicleEF	MHD	9.4000e-005	2.3700e-004
tblVehicleEF	MHD	2.6430e-003	7.3750e-003
tblVehicleEF	MHD	5.9600e-004	7.6000e-005
tblVehicleEF	MHD	9.3500e-004	4.2100e-004
tblVehicleEF	MHD	0.03	0.02
tblVehicleEF	MHD	0.02	0.02
tblVehicleEF	MHD	4.8700e-004	2.1800e-004
tblVehicleEF	MHD	0.03	9.7270e-003

Merrill Commerce Center (Phase C Construction - Unmitigated) - San Bernardino-South Coast County, Winter

tblVehicleEF	MHD	0.01	0.08
tblVehicleEF	MHD	0.22	0.04
tblVehicleEF	MHD	1.3960e-003	5.9100e-004
tblVehicleEF	MHD	0.01	8.8120e-003
tblVehicleEF	MHD	5.4900e-004	7.1000e-005
tblVehicleEF	MHD	9.3500e-004	4.2100e-004
tblVehicleEF	MHD	0.03	0.02
tblVehicleEF	MHD	0.03	0.02
tblVehicleEF	MHD	4.8700e-004	2.1800e-004
tblVehicleEF	MHD	0.03	0.01
tblVehicleEF	MHD	0.01	0.08
tblVehicleEF	MHD	0.25	0.04
tblVehicleEF	OBUS	0.01	8.9910e-003
tblVehicleEF	OBUS	5.5880e-003	5.0340e-003
tblVehicleEF	OBUS	0.02	0.02
tblVehicleEF	OBUS	0.24	0.52
tblVehicleEF	OBUS	0.37	0.59
tblVehicleEF	OBUS	5.06	2.45
tblVehicleEF	OBUS	67.58	67.60
tblVehicleEF	OBUS	1,116.49	1,365.08
tblVehicleEF	OBUS	69.55	20.25
tblVehicleEF	OBUS	0.13	0.25
tblVehicleEF	OBUS	0.43	0.85
tblVehicleEF	OBUS	1.2000e-005	8.5000e-005
tblVehicleEF	OBUS	2.0510e-003	6.3820e-003
tblVehicleEF	OBUS	9.6400e-004	2.3500e-004
tblVehicleEF	OBUS	1.1000e-005	8.1000e-005

Merrill Commerce Center (Phase C Construction - Unmitigated) - San Bernardino-South Coast County, Winter

tblVehicleEF	OBUS	1.9380e-003	6.0850e-003
tblVehicleEF	OBUS	8.8700e-004	2.1600e-004
tblVehicleEF	OBUS	1.8580e-003	2.6690e-003
tblVehicleEF	OBUS	0.02	0.03
tblVehicleEF	OBUS	0.03	0.05
tblVehicleEF	OBUS	8.2500e-004	1.1300e-003
tblVehicleEF	OBUS	0.03	0.03
tblVehicleEF	OBUS	0.05	0.32
tblVehicleEF	OBUS	0.32	0.12
tblVehicleEF	OBUS	6.5700e-004	6.4500e-004
tblVehicleEF	OBUS	0.01	0.01
tblVehicleEF	OBUS	7.8400e-004	2.0000e-004
tblVehicleEF	OBUS	1.8580e-003	2.6690e-003
tblVehicleEF	OBUS	0.02	0.03
tblVehicleEF	OBUS	0.04	0.06
tblVehicleEF	OBUS	8.2500e-004	1.1300e-003
tblVehicleEF	OBUS	0.03	0.04
tblVehicleEF	OBUS	0.05	0.32
tblVehicleEF	OBUS	0.35	0.13
tblVehicleEF	OBUS	0.01	9.0700e-003
tblVehicleEF	OBUS	5.7260e-003	5.1780e-003
tblVehicleEF	OBUS	0.02	0.02
tblVehicleEF	OBUS	0.24	0.52
tblVehicleEF	OBUS	0.38	0.60
tblVehicleEF	OBUS	4.64	2.25
tblVehicleEF	OBUS	70.58	66.89
tblVehicleEF	OBUS	1,116.49	1,365.10

Merrill Commerce Center (Phase C Construction - Unmitigated) - San Bernardino-South Coast County, Winter

tblVehicleEF	OBUS	69.55	19.90
tblVehicleEF	OBUS	0.13	0.24
tblVehicleEF	OBUS	0.40	0.78
tblVehicleEF	OBUS	1.0000e-005	7.5000e-005
tblVehicleEF	OBUS	2.0510e-003	6.3820e-003
tblVehicleEF	OBUS	9.6400e-004	2.3500e-004
tblVehicleEF	OBUS	1.0000e-005	7.2000e-005
tblVehicleEF	OBUS	1.9380e-003	6.0850e-003
tblVehicleEF	OBUS	8.8700e-004	2.1600e-004
tblVehicleEF	OBUS	3.5980e-003	5.1580e-003
tblVehicleEF	OBUS	0.02	0.03
tblVehicleEF	OBUS	0.03	0.05
tblVehicleEF	OBUS	1.8620e-003	2.5390e-003
tblVehicleEF	OBUS	0.03	0.03
tblVehicleEF	OBUS	0.05	0.32
tblVehicleEF	OBUS	0.30	0.11
tblVehicleEF	OBUS	6.8600e-004	6.3800e-004
tblVehicleEF	OBUS	0.01	0.01
tblVehicleEF	OBUS	7.7700e-004	1.9700e-004
tblVehicleEF	OBUS	3.5980e-003	5.1580e-003
tblVehicleEF	OBUS	0.02	0.03
tblVehicleEF	OBUS	0.04	0.07
tblVehicleEF	OBUS	1.8620e-003	2.5390e-003
tblVehicleEF	OBUS	0.04	0.04
tblVehicleEF	OBUS	0.05	0.32
tblVehicleEF	OBUS	0.33	0.12
tblVehicleEF	OBUS	0.01	8.9240e-003

Merrill Commerce Center (Phase C Construction - Unmitigated) - San Bernardino-South Coast County, Winter

tblVehicleEF	OBUS	5.6030e-003	5.0500e-003
tblVehicleEF	OBUS	0.02	0.02
tblVehicleEF	OBUS	0.25	0.52
tblVehicleEF	OBUS	0.37	0.59
tblVehicleEF	OBUS	5.03	2.43
tblVehicleEF	OBUS	63.44	68.58
tblVehicleEF	OBUS	1,116.49	1,365.08
tblVehicleEF	OBUS	69.55	20.22
tblVehicleEF	OBUS	0.12	0.27
tblVehicleEF	OBUS	0.42	0.83
tblVehicleEF	OBUS	1.4000e-005	9.8000e-005
tblVehicleEF	OBUS	2.0510e-003	6.3820e-003
tblVehicleEF	OBUS	9.6400e-004	2.3500e-004
tblVehicleEF	OBUS	1.4000e-005	9.4000e-005
tblVehicleEF	OBUS	1.9380e-003	6.0850e-003
tblVehicleEF	OBUS	8.8700e-004	2.1600e-004
tblVehicleEF	OBUS	1.8980e-003	2.7930e-003
tblVehicleEF	OBUS	0.02	0.03
tblVehicleEF	OBUS	0.03	0.05
tblVehicleEF	OBUS	8.1700e-004	1.1300e-003
tblVehicleEF	OBUS	0.03	0.03
tblVehicleEF	OBUS	0.05	0.34
tblVehicleEF	OBUS	0.31	0.12
tblVehicleEF	OBUS	6.1800e-004	6.5400e-004
tblVehicleEF	OBUS	0.01	0.01
tblVehicleEF	OBUS	7.8400e-004	2.0000e-004
tblVehicleEF	OBUS	1.8980e-003	2.7930e-003

Merrill Commerce Center (Phase C Construction - Unmitigated) - San Bernardino-South Coast County, Winter

tblVehicleEF	OBUS	0.02	0.03
tblVehicleEF	OBUS	0.04	0.06
tblVehicleEF	OBUS	8.1700e-004	1.1300e-003
tblVehicleEF	OBUS	0.03	0.04
tblVehicleEF	OBUS	0.05	0.34
tblVehicleEF	OBUS	0.34	0.13
tblVehicleEF	SBUS	0.82	0.05
tblVehicleEF	SBUS	7.8130e-003	5.3990e-003
tblVehicleEF	SBUS	0.06	4.5740e-003
tblVehicleEF	SBUS	6.12	2.19
tblVehicleEF	SBUS	0.49	0.47
tblVehicleEF	SBUS	5.01	0.59
tblVehicleEF	SBUS	1,203.07	329.54
tblVehicleEF	SBUS	1,105.95	1,067.20
tblVehicleEF	SBUS	41.30	3.57
tblVehicleEF	SBUS	8.58	2.94
tblVehicleEF	SBUS	3.25	4.02
tblVehicleEF	SBUS	6.6860e-003	2.6920e-003
tblVehicleEF	SBUS	0.01	0.01
tblVehicleEF	SBUS	0.02	0.02
tblVehicleEF	SBUS	6.3200e-004	3.8000e-005
tblVehicleEF	SBUS	6.3970e-003	2.5760e-003
tblVehicleEF	SBUS	2.7260e-003	2.7350e-003
tblVehicleEF	SBUS	0.02	0.02
tblVehicleEF	SBUS	5.8100e-004	3.5000e-005
tblVehicleEF	SBUS	3.1550e-003	8.0900e-004
tblVehicleEF	SBUS	0.02	6.0880e-003

Merrill Commerce Center (Phase C Construction - Unmitigated) - San Bernardino-South Coast County, Winter

tblVehicleEF	SBUS	0.72	0.23
tblVehicleEF	SBUS	1.5070e-003	4.0900e-004
tblVehicleEF	SBUS	0.09	0.08
tblVehicleEF	SBUS	9.7290e-003	0.04
tblVehicleEF	SBUS	0.26	0.03
tblVehicleEF	SBUS	0.01	3.1350e-003
tblVehicleEF	SBUS	0.01	0.01
tblVehicleEF	SBUS	5.0000e-004	3.5000e-005
tblVehicleEF	SBUS	3.1550e-003	8.0900e-004
tblVehicleEF	SBUS	0.02	6.0880e-003
tblVehicleEF	SBUS	1.04	0.32
tblVehicleEF	SBUS	1.5070e-003	4.0900e-004
tblVehicleEF	SBUS	0.11	0.09
tblVehicleEF	SBUS	9.7290e-003	0.04
tblVehicleEF	SBUS	0.29	0.03
tblVehicleEF	SBUS	0.82	0.05
tblVehicleEF	SBUS	7.9420e-003	5.4670e-003
tblVehicleEF	SBUS	0.05	3.7780e-003
tblVehicleEF	SBUS	6.01	2.16
tblVehicleEF	SBUS	0.50	0.47
tblVehicleEF	SBUS	3.43	0.42
tblVehicleEF	SBUS	1,262.44	335.12
tblVehicleEF	SBUS	1,105.95	1,067.21
tblVehicleEF	SBUS	41.30	3.27
tblVehicleEF	SBUS	8.85	2.98
tblVehicleEF	SBUS	3.05	3.77
tblVehicleEF	SBUS	5.6360e-003	2.2790e-003

Merrill Commerce Center (Phase C Construction - Unmitigated) - San Bernardino-South Coast County, Winter

tblVehicleEF	SBUS	0.01	0.01
tblVehicleEF	SBUS	0.02	0.02
tblVehicleEF	SBUS	6.3200e-004	3.8000e-005
tblVehicleEF	SBUS	5.3920e-003	2.1800e-003
tblVehicleEF	SBUS	2.7260e-003	2.7350e-003
tblVehicleEF	SBUS	0.02	0.02
tblVehicleEF	SBUS	5.8100e-004	3.5000e-005
tblVehicleEF	SBUS	5.9800e-003	1.4630e-003
tblVehicleEF	SBUS	0.02	6.3280e-003
tblVehicleEF	SBUS	0.72	0.23
tblVehicleEF	SBUS	3.2100e-003	7.8800e-004
tblVehicleEF	SBUS	0.09	0.08
tblVehicleEF	SBUS	8.8900e-003	0.03
tblVehicleEF	SBUS	0.21	0.02
tblVehicleEF	SBUS	0.01	3.1880e-003
tblVehicleEF	SBUS	0.01	0.01
tblVehicleEF	SBUS	4.7300e-004	3.2000e-005
tblVehicleEF	SBUS	5.9800e-003	1.4630e-003
tblVehicleEF	SBUS	0.02	6.3280e-003
tblVehicleEF	SBUS	1.04	0.32
tblVehicleEF	SBUS	3.2100e-003	7.8800e-004
tblVehicleEF	SBUS	0.11	0.09
tblVehicleEF	SBUS	8.8900e-003	0.03
tblVehicleEF	SBUS	0.24	0.02
tblVehicleEF	SBUS	0.82	0.05
tblVehicleEF	SBUS	7.8160e-003	5.3960e-003
tblVehicleEF	SBUS	0.06	4.6760e-003

Merrill Commerce Center (Phase C Construction - Unmitigated) - San Bernardino-South Coast County, Winter

tblVehicleEF	SBUS	6.28	2.24
tblVehicleEF	SBUS	0.49	0.46
tblVehicleEF	SBUS	5.06	0.61
tblVehicleEF	SBUS	1,121.07	321.84
tblVehicleEF	SBUS	1,105.95	1,067.20
tblVehicleEF	SBUS	41.30	3.59
tblVehicleEF	SBUS	8.20	2.88
tblVehicleEF	SBUS	3.20	3.96
tblVehicleEF	SBUS	8.1350e-003	3.2630e-003
tblVehicleEF	SBUS	0.01	0.01
tblVehicleEF	SBUS	0.02	0.02
tblVehicleEF	SBUS	6.3200e-004	3.8000e-005
tblVehicleEF	SBUS	7.7830e-003	3.1220e-003
tblVehicleEF	SBUS	2.7260e-003	2.7350e-003
tblVehicleEF	SBUS	0.02	0.02
tblVehicleEF	SBUS	5.8100e-004	3.5000e-005
tblVehicleEF	SBUS	3.0260e-003	7.5100e-004
tblVehicleEF	SBUS	0.02	6.2180e-003
tblVehicleEF	SBUS	0.73	0.23
tblVehicleEF	SBUS	1.4810e-003	4.0900e-004
tblVehicleEF	SBUS	0.09	0.08
tblVehicleEF	SBUS	0.01	0.04
tblVehicleEF	SBUS	0.27	0.03
tblVehicleEF	SBUS	0.01	3.0620e-003
tblVehicleEF	SBUS	0.01	0.01
tblVehicleEF	SBUS	5.0000e-004	3.6000e-005
tblVehicleEF	SBUS	3.0260e-003	7.5100e-004

Merrill Commerce Center (Phase C Construction - Unmitigated) - San Bernardino-South Coast County, Winter

tblVehicleEF	SBUS	0.02	6.2180e-003
tblVehicleEF	SBUS	1.05	0.32
tblVehicleEF	SBUS	1.4810e-003	4.0900e-004
tblVehicleEF	SBUS	0.11	0.09
tblVehicleEF	SBUS	0.01	0.04
tblVehicleEF	SBUS	0.29	0.03
tblVehicleEF	UBUS	1.45	4.21
tblVehicleEF	UBUS	0.08	0.02
tblVehicleEF	UBUS	7.26	32.80
tblVehicleEF	UBUS	12.29	1.40
tblVehicleEF	UBUS	1,786.94	1,717.18
tblVehicleEF	UBUS	140.81	16.38
tblVehicleEF	UBUS	3.74	0.36
tblVehicleEF	UBUS	0.51	0.08
tblVehicleEF	UBUS	0.01	0.03
tblVehicleEF	UBUS	0.04	2.7210e-003
tblVehicleEF	UBUS	1.4740e-003	2.1500e-004
tblVehicleEF	UBUS	0.22	0.03
tblVehicleEF	UBUS	3.0000e-003	6.3130e-003
tblVehicleEF	UBUS	0.04	2.5860e-003
tblVehicleEF	UBUS	1.3550e-003	1.9700e-004
tblVehicleEF	UBUS	6.8450e-003	1.9240e-003
tblVehicleEF	UBUS	0.09	0.01
tblVehicleEF	UBUS	3.4980e-003	8.4100e-004
tblVehicleEF	UBUS	0.36	0.06
tblVehicleEF	UBUS	0.02	0.05
tblVehicleEF	UBUS	1.04	0.07

Merrill Commerce Center (Phase C Construction - Unmitigated) - San Bernardino-South Coast County, Winter

tblVehicleEF	UBUS	9.2910e-003	3.7330e-003
tblVehicleEF	UBUS	1.6330e-003	1.6200e-004
tblVehicleEF	UBUS	6.8450e-003	1.9240e-003
tblVehicleEF	UBUS	0.09	0.01
tblVehicleEF	UBUS	3.4980e-003	8.4100e-004
tblVehicleEF	UBUS	1.85	4.30
tblVehicleEF	UBUS	0.02	0.05
tblVehicleEF	UBUS	1.13	0.08
tblVehicleEF	UBUS	1.45	4.21
tblVehicleEF	UBUS	0.07	0.02
tblVehicleEF	UBUS	7.32	32.80
tblVehicleEF	UBUS	10.15	1.15
tblVehicleEF	UBUS	1,786.94	1,717.18
tblVehicleEF	UBUS	140.81	15.96
tblVehicleEF	UBUS	3.47	0.36
tblVehicleEF	UBUS	0.51	0.08
tblVehicleEF	UBUS	0.01	0.03
tblVehicleEF	UBUS	0.04	2.7210e-003
tblVehicleEF	UBUS	1.4740e-003	2.1500e-004
tblVehicleEF	UBUS	0.22	0.03
tblVehicleEF	UBUS	3.0000e-003	6.3130e-003
tblVehicleEF	UBUS	0.04	2.5860e-003
tblVehicleEF	UBUS	1.3550e-003	1.9700e-004
tblVehicleEF	UBUS	0.01	3.6430e-003
tblVehicleEF	UBUS	0.11	0.01
tblVehicleEF	UBUS	8.0770e-003	1.8680e-003
tblVehicleEF	UBUS	0.36	0.06

Merrill Commerce Center (Phase C Construction - Unmitigated) - San Bernardino-South Coast County, Winter

tblVehicleEF	UBUS	0.02	0.05
tblVehicleEF	UBUS	0.93	0.06
tblVehicleEF	UBUS	9.2920e-003	3.7330e-003
tblVehicleEF	UBUS	1.5960e-003	1.5800e-004
tblVehicleEF	UBUS	0.01	3.6430e-003
tblVehicleEF	UBUS	0.11	0.01
tblVehicleEF	UBUS	8.0770e-003	1.8680e-003
tblVehicleEF	UBUS	1.85	4.30
tblVehicleEF	UBUS	0.02	0.05
tblVehicleEF	UBUS	1.02	0.07
tblVehicleEF	UBUS	1.45	4.21
tblVehicleEF	UBUS	0.08	0.02
tblVehicleEF	UBUS	7.27	32.80
tblVehicleEF	UBUS	11.92	1.37
tblVehicleEF	UBUS	1,786.94	1,717.18
tblVehicleEF	UBUS	140.81	16.32
tblVehicleEF	UBUS	3.67	0.36
tblVehicleEF	UBUS	0.51	0.08
tblVehicleEF	UBUS	0.01	0.03
tblVehicleEF	UBUS	0.04	2.7210e-003
tblVehicleEF	UBUS	1.4740e-003	2.1500e-004
tblVehicleEF	UBUS	0.22	0.03
tblVehicleEF	UBUS	3.0000e-003	6.3130e-003
tblVehicleEF	UBUS	0.04	2.5860e-003
tblVehicleEF	UBUS	1.3550e-003	1.9700e-004
tblVehicleEF	UBUS	7.5030e-003	1.9560e-003
tblVehicleEF	UBUS	0.11	0.01

Merrill Commerce Center (Phase C Construction - Unmitigated) - San Bernardino-South Coast County, Winter

tblVehicleEF	UBUS	3.5680e-003	8.2800e-004
tblVehicleEF	UBUS	0.36	0.06
tblVehicleEF	UBUS	0.03	0.05
tblVehicleEF	UBUS	1.02	0.07
tblVehicleEF	UBUS	9.2910e-003	3.7330e-003
tblVehicleEF	UBUS	1.6260e-003	1.6200e-004
tblVehicleEF	UBUS	7.5030e-003	1.9560e-003
tblVehicleEF	UBUS	0.11	0.01
tblVehicleEF	UBUS	3.5680e-003	8.2800e-004
tblVehicleEF	UBUS	1.85	4.30
tblVehicleEF	UBUS	0.03	0.05
tblVehicleEF	UBUS	1.12	0.07
tblVehicleTrips	CC_TL	8.40	0.00
tblVehicleTrips	CC_TL	8.40	0.00
tblVehicleTrips	CC_TTP	28.00	0.00
tblVehicleTrips	CNW_TL	6.90	0.00
tblVehicleTrips	CNW_TL	6.90	0.00
tblVehicleTrips	CNW_TTP	13.00	0.00
tblVehicleTrips	CW_TL	16.60	0.00
tblVehicleTrips	CW_TL	16.60	0.00
tblVehicleTrips	CW_TTP	59.00	0.00
tblVehicleTrips	DV_TP	19.00	0.00
tblVehicleTrips	PB_TP	2.00	0.00
tblVehicleTrips	PR_TP	79.00	0.00
tblVehicleTrips	ST_TR	2.49	0.00
tblVehicleTrips	SU_TR	0.73	0.00
tblVehicleTrips	WD_TR	6.83	0.00

Merrill Commerce Center (Phase C Construction - Unmitigated) - San Bernardino-South Coast County, Winter

tblWater	IndoorWaterUseRate	333,231,250.00	0.00
----------	--------------------	----------------	------

2.0 Emissions Summary

2.1 Overall Construction (Maximum Daily Emission)

Unmitigated Construction

	ROG	NOx	CO	SO2	Fugitive PM10	Exhaust PM10	PM10 Total	Fugitive PM2.5	Exhaust PM2.5	PM2.5 Total	Bio- CO2	NBio- CO2	Total CO2	CH4	N2O	CO2e
Year	lb/day										lb/day					
2025	2.1836	20.2849	20.0442	0.0456	2.8752	0.8556	3.7309	0.5567	0.7947	1.3514	0.0000	4,458.2735	4,458.2735	1.0794	0.0000	4,485.2578
2026	96.5722	51.5985	56.9739	0.2047	21.9792	1.4894	23.4686	10.3848	1.3703	11.7551	0.0000	20,536.4368	20,536.4368	2.3846	0.0000	20,596.0525
Maximum	96.5722	51.5985	56.9739	0.2047	21.9792	1.4894	23.4686	10.3848	1.3703	11.7551	0.0000	20,536.4368	20,536.4368	2.3846	0.0000	20,596.0525

Mitigated Construction

	ROG	NOx	CO	SO2	Fugitive PM10	Exhaust PM10	PM10 Total	Fugitive PM2.5	Exhaust PM2.5	PM2.5 Total	Bio- CO2	NBio- CO2	Total CO2	CH4	N2O	CO2e
Year	lb/day										lb/day					
2025	2.1836	20.2849	20.0442	0.0456	1.8619	0.8556	2.7176	0.4033	0.7947	1.1979	0.0000	4,458.2735	4,458.2735	1.0794	0.0000	4,485.2578
2026	96.5722	51.5985	56.9739	0.2047	11.1167	1.4894	12.5414	4.0826	1.3703	5.4529	0.0000	20,536.4368	20,536.4368	2.3846	0.0000	20,596.0525
Maximum	96.5722	51.5985	56.9739	0.2047	11.1167	1.4894	12.5414	4.0826	1.3703	5.4529	0.0000	20,536.4368	20,536.4368	2.3846	0.0000	20,596.0525

Merrill Commerce Center (Phase C Construction - Unmitigated) - San Bernardino-South Coast County, Winter

	ROG	NOx	CO	SO2	Fugitive PM10	Exhaust PM10	PM10 Total	Fugitive PM2.5	Exhaust PM2.5	PM2.5 Total	Bio- CO2	NBio-CO2	Total CO2	CH4	N2O	CO2e
Percent Reduction	0.00	0.00	0.00	0.00	47.78	0.00	43.90	59.00	0.00	49.26	0.00	0.00	0.00	0.00	0.00	0.00

Merrill Commerce Center (Phase C Construction - Unmitigated) - San Bernardino-South Coast County, Winter

2.2 Overall Operational**Unmitigated Operational**

	ROG	NOx	CO	SO2	Fugitive PM10	Exhaust PM10	PM10 Total	Fugitive PM2.5	Exhaust PM2.5	PM2.5 Total	Bio- CO2	NBio- CO2	Total CO2	CH4	N2O	CO2e
Category	lb/day										lb/day					
Area	32.2895	1.3300e-003	0.1472	1.0000e-005		5.2000e-004	5.2000e-004		5.2000e-004	5.2000e-004		0.3164	0.3164	8.2000e-004		0.3369
Energy	0.0000	0.0000	0.0000	0.0000		0.0000	0.0000		0.0000	0.0000		0.0000	0.0000	0.0000	0.0000	0.0000
Mobile	0.0000	0.0000	0.0000	0.0000	0.0000	0.0000	0.0000	0.0000	0.0000	0.0000		0.0000	0.0000	0.0000		0.0000
Total	32.2895	1.3300e-003	0.1472	1.0000e-005	0.0000	5.2000e-004	5.2000e-004	0.0000	5.2000e-004	5.2000e-004		0.3164	0.3164	8.2000e-004	0.0000	0.3369

Mitigated Operational

	ROG	NOx	CO	SO2	Fugitive PM10	Exhaust PM10	PM10 Total	Fugitive PM2.5	Exhaust PM2.5	PM2.5 Total	Bio- CO2	NBio- CO2	Total CO2	CH4	N2O	CO2e
Category	lb/day										lb/day					
Area	32.2895	1.3300e-003	0.1472	1.0000e-005		5.2000e-004	5.2000e-004		5.2000e-004	5.2000e-004		0.3164	0.3164	8.2000e-004		0.3369
Energy	0.0000	0.0000	0.0000	0.0000		0.0000	0.0000		0.0000	0.0000		0.0000	0.0000	0.0000	0.0000	0.0000
Mobile	0.0000	0.0000	0.0000	0.0000	0.0000	0.0000	0.0000	0.0000	0.0000	0.0000		0.0000	0.0000	0.0000		0.0000
Total	32.2895	1.3300e-003	0.1472	1.0000e-005	0.0000	5.2000e-004	5.2000e-004	0.0000	5.2000e-004	5.2000e-004		0.3164	0.3164	8.2000e-004	0.0000	0.3369

Merrill Commerce Center (Phase C Construction - Unmitigated) - San Bernardino-South Coast County, Winter

	ROG	NOx	CO	SO2	Fugitive PM10	Exhaust PM10	PM10 Total	Fugitive PM2.5	Exhaust PM2.5	PM2.5 Total	Bio- CO2	NBio-CO2	Total CO2	CH4	N2O	CO2e
Percent Reduction	0.00	0.00	0.00	0.00	0.00	0.00	0.00	0.00	0.00	0.00	0.00	0.00	0.00	0.00	0.00	0.00

3.0 Construction Detail

Construction Phase

Phase Number	Phase Name	Phase Type	Start Date	End Date	Num Days Week	Num Days	Phase Description
1	Demolition	Demolition	12/27/2025	2/6/2026	5	30	
2	Site Preparation	Site Preparation	2/7/2026	3/20/2026	5	30	
3	Grading	Grading	3/21/2026	5/29/2026	5	50	
4	Building Construction	Building Construction	5/30/2026	12/25/2026	5	150	
5	Paving	Paving	9/14/2026	12/25/2026	5	75	
6	Architectural Coating	Architectural Coating	9/14/2026	12/25/2026	5	75	

Acres of Grading (Site Preparation Phase): 105

Acres of Grading (Grading Phase): 200

Acres of Paving: 4.5

Residential Indoor: 0; Residential Outdoor: 0; Non-Residential Indoor: 2,161,500; Non-Residential Outdoor: 720,500; Striped Parking Area: 11,761 (Architectural Coating – sqft)

OffRoad Equipment

Merrill Commerce Center (Phase C Construction - Unmitigated) - San Bernardino-South Coast County, Winter

Phase Name	Offroad Equipment Type	Amount	Usage Hours	Horse Power	Load Factor
Demolition	Concrete/Industrial Saws	1	8.00	81	0.73
Demolition	Excavators	3	8.00	158	0.38
Demolition	Rubber Tired Dozers	2	8.00	247	0.40
Site Preparation	Crawler Tractors	4	8.00	212	0.43
Site Preparation	Rubber Tired Dozers	3	8.00	247	0.40
Site Preparation	Tractors/Loaders/Backhoes	0	8.00	97	0.37
Grading	Crawler Tractors	2	8.00	212	0.43
Grading	Excavators	2	8.00	158	0.38
Grading	Graders	1	8.00	187	0.41
Grading	Rubber Tired Dozers	1	8.00	247	0.40
Grading	Scrapers	2	8.00	367	0.48
Grading	Tractors/Loaders/Backhoes	0	8.00	97	0.37
Building Construction	Cranes	1	8.00	231	0.29
Building Construction	Crawler Tractors	3	8.00	212	0.43
Building Construction	Forklifts	3	8.00	89	0.20
Building Construction	Generator Sets	1	8.00	84	0.74
Building Construction	Tractors/Loaders/Backhoes	0	8.00	97	0.37
Building Construction	Welders	1	8.00	46	0.45
Paving	Pavers	2	8.00	130	0.42
Paving	Paving Equipment	2	8.00	132	0.36
Paving	Rollers	2	8.00	80	0.38
Architectural Coating	Air Compressors	1	8.00	78	0.48

Trips and VMT

Merrill Commerce Center (Phase C Construction - Unmitigated) - San Bernardino-South Coast County, Winter

Phase Name	Offroad Equipment Count	Worker Trip Number	Vendor Trip Number	Hauling Trip Number	Worker Trip Length	Vendor Trip Length	Hauling Trip Length	Worker Vehicle Class	Vendor Vehicle Class	Hauling Vehicle Class
Demolition	6	15.00	0.00	230.00	14.70	6.90	20.00	LD_Mix	HDT_Mix	HHDT
Site Preparation	7	18.00	0.00	0.00	14.70	6.90	20.00	LD_Mix	HDT_Mix	HHDT
Grading	8	20.00	0.00	0.00	14.70	6.90	20.00	LD_Mix	HDT_Mix	HHDT
Building Construction	9	688.00	268.00	0.00	14.70	6.90	20.00	LD_Mix	HDT_Mix	HHDT
Paving	6	15.00	0.00	0.00	14.70	6.90	20.00	LD_Mix	HDT_Mix	HHDT
Architectural Coating	1	138.00	0.00	0.00	14.70	6.90	20.00	LD_Mix	HDT_Mix	HHDT

3.1 Mitigation Measures Construction

Water Exposed Area

3.2 Demolition - 2025**Unmitigated Construction On-Site**

	ROG	NOx	CO	SO2	Fugitive PM10	Exhaust PM10	PM10 Total	Fugitive PM2.5	Exhaust PM2.5	PM2.5 Total	Bio- CO2	NBio- CO2	Total CO2	CH4	N2O	CO2e
Category	lb/day										lb/day					
Fugitive Dust					1.6612	0.0000	1.6612	0.2515	0.0000	0.2515			0.0000			0.0000
Off-Road	2.0926	19.1966	19.4184	0.0388		0.8528	0.8528		0.7920	0.7920		3,747.5996	3,747.5996	1.0464		3,773.7606
Total	2.0926	19.1966	19.4184	0.0388	1.6612	0.8528	2.5139	0.2515	0.7920	1.0435		3,747.5996	3,747.5996	1.0464		3,773.7606

Merrill Commerce Center (Phase C Construction - Unmitigated) - San Bernardino-South Coast County, Winter

3.2 Demolition - 2025**Unmitigated Construction Off-Site**

	ROG	NOx	CO	SO2	Fugitive PM10	Exhaust PM10	PM10 Total	Fugitive PM2.5	Exhaust PM2.5	PM2.5 Total	Bio- CO2	NBio- CO2	Total CO2	CH4	N2O	CO2e
Category	lb/day										lb/day					
Hauling	0.0311	1.0554	0.2575	5.4800e-003	1.0464	1.8900e-003	1.0483	0.2607	1.8000e-003	0.2625		583.7534	583.7534	0.0302		584.5086
Vendor	0.0000	0.0000	0.0000	0.0000	0.0000	0.0000	0.0000	0.0000	0.0000	0.0000		0.0000	0.0000	0.0000		0.0000
Worker	0.0599	0.0330	0.3683	1.2700e-003	0.1677	9.8000e-004	0.1687	0.0445	9.0000e-004	0.0454		126.9206	126.9206	2.7200e-003		126.9886
Total	0.0909	1.0883	0.6258	6.7500e-003	1.2141	2.8700e-003	1.2169	0.3052	2.7000e-003	0.3079		710.6740	710.6740	0.0329		711.4972

Mitigated Construction On-Site

	ROG	NOx	CO	SO2	Fugitive PM10	Exhaust PM10	PM10 Total	Fugitive PM2.5	Exhaust PM2.5	PM2.5 Total	Bio- CO2	NBio- CO2	Total CO2	CH4	N2O	CO2e
Category	lb/day										lb/day					
Fugitive Dust					0.6479	0.0000	0.6479	0.0981	0.0000	0.0981			0.0000			0.0000
Off-Road	2.0926	19.1966	19.4184	0.0388		0.8528	0.8528		0.7920	0.7920	0.0000	3,747.5996	3,747.5996	1.0464		3,773.7606
Total	2.0926	19.1966	19.4184	0.0388	0.6479	0.8528	1.5006	0.0981	0.7920	0.8901	0.0000	3,747.5996	3,747.5996	1.0464		3,773.7606

Merrill Commerce Center (Phase C Construction - Unmitigated) - San Bernardino-South Coast County, Winter

3.2 Demolition - 2025**Mitigated Construction Off-Site**

	ROG	NOx	CO	SO2	Fugitive PM10	Exhaust PM10	PM10 Total	Fugitive PM2.5	Exhaust PM2.5	PM2.5 Total	Bio- CO2	NBio- CO2	Total CO2	CH4	N2O	CO2e
Category	lb/day										lb/day					
Hauling	0.0311	1.0554	0.2575	5.4800e-003	1.0464	1.8900e-003	1.0483	0.2607	1.8000e-003	0.2625		583.7534	583.7534	0.0302		584.5086
Vendor	0.0000	0.0000	0.0000	0.0000	0.0000	0.0000	0.0000	0.0000	0.0000	0.0000		0.0000	0.0000	0.0000		0.0000
Worker	0.0599	0.0330	0.3683	1.2700e-003	0.1677	9.8000e-004	0.1687	0.0445	9.0000e-004	0.0454		126.9206	126.9206	2.7200e-003		126.9886
Total	0.0909	1.0883	0.6258	6.7500e-003	1.2141	2.8700e-003	1.2169	0.3052	2.7000e-003	0.3079		710.6740	710.6740	0.0329		711.4972

3.2 Demolition - 2026**Unmitigated Construction On-Site**

	ROG	NOx	CO	SO2	Fugitive PM10	Exhaust PM10	PM10 Total	Fugitive PM2.5	Exhaust PM2.5	PM2.5 Total	Bio- CO2	NBio- CO2	Total CO2	CH4	N2O	CO2e
Category	lb/day										lb/day					
Fugitive Dust					1.6612	0.0000	1.6612	0.2515	0.0000	0.2515			0.0000			0.0000
Off-Road	2.0926	19.1966	19.4184	0.0388		0.8528	0.8528		0.7920	0.7920		3,747.5996	3,747.5996	1.0464		3,773.7606
Total	2.0926	19.1966	19.4184	0.0388	1.6612	0.8528	2.5139	0.2515	0.7920	1.0435		3,747.5996	3,747.5996	1.0464		3,773.7606

Merrill Commerce Center (Phase C Construction - Unmitigated) - San Bernardino-South Coast County, Winter

3.2 Demolition - 2026**Unmitigated Construction Off-Site**

	ROG	NOx	CO	SO2	Fugitive PM10	Exhaust PM10	PM10 Total	Fugitive PM2.5	Exhaust PM2.5	PM2.5 Total	Bio- CO2	NBio- CO2	Total CO2	CH4	N2O	CO2e
Category	lb/day										lb/day					
Hauling	0.0309	1.0406	0.2571	5.4500e-003	0.1454	1.8600e-003	0.1473	0.0395	1.7800e-003	0.0413		580.7623	580.7623	0.0301		581.5159
Vendor	0.0000	0.0000	0.0000	0.0000	0.0000	0.0000	0.0000	0.0000	0.0000	0.0000		0.0000	0.0000	0.0000		0.0000
Worker	0.0569	0.0302	0.3421	1.2300e-003	0.1677	9.5000e-004	0.1686	0.0445	8.8000e-004	0.0453		122.3186	122.3186	2.4800e-003		122.3804
Total	0.0877	1.0708	0.5992	6.6800e-003	0.3131	2.8100e-003	0.3159	0.0840	2.6600e-003	0.0867		703.0808	703.0808	0.0326		703.8963

Mitigated Construction On-Site

	ROG	NOx	CO	SO2	Fugitive PM10	Exhaust PM10	PM10 Total	Fugitive PM2.5	Exhaust PM2.5	PM2.5 Total	Bio- CO2	NBio- CO2	Total CO2	CH4	N2O	CO2e
Category	lb/day										lb/day					
Fugitive Dust					0.6479	0.0000	0.6479	0.0981	0.0000	0.0981			0.0000			0.0000
Off-Road	2.0926	19.1966	19.4184	0.0388		0.8528	0.8528		0.7920	0.7920	0.0000	3,747.5996	3,747.5996	1.0464		3,773.7606
Total	2.0926	19.1966	19.4184	0.0388	0.6479	0.8528	1.5006	0.0981	0.7920	0.8901	0.0000	3,747.5996	3,747.5996	1.0464		3,773.7606

Merrill Commerce Center (Phase C Construction - Unmitigated) - San Bernardino-South Coast County, Winter

3.2 Demolition - 2026**Mitigated Construction Off-Site**

	ROG	NOx	CO	SO2	Fugitive PM10	Exhaust PM10	PM10 Total	Fugitive PM2.5	Exhaust PM2.5	PM2.5 Total	Bio- CO2	NBio- CO2	Total CO2	CH4	N2O	CO2e
Category	lb/day										lb/day					
Hauling	0.0309	1.0406	0.2571	5.4500e-003	0.1454	1.8600e-003	0.1473	0.0395	1.7800e-003	0.0413		580.7623	580.7623	0.0301		581.5159
Vendor	0.0000	0.0000	0.0000	0.0000	0.0000	0.0000	0.0000	0.0000	0.0000	0.0000		0.0000	0.0000	0.0000		0.0000
Worker	0.0569	0.0302	0.3421	1.2300e-003	0.1677	9.5000e-004	0.1686	0.0445	8.8000e-004	0.0453		122.3186	122.3186	2.4800e-003		122.3804
Total	0.0877	1.0708	0.5992	6.6800e-003	0.3131	2.8100e-003	0.3159	0.0840	2.6600e-003	0.0867		703.0808	703.0808	0.0326		703.8963

3.3 Site Preparation - 2026**Unmitigated Construction On-Site**

	ROG	NOx	CO	SO2	Fugitive PM10	Exhaust PM10	PM10 Total	Fugitive PM2.5	Exhaust PM2.5	PM2.5 Total	Bio- CO2	NBio- CO2	Total CO2	CH4	N2O	CO2e
Category	lb/day										lb/day					
Fugitive Dust					21.7780	0.0000	21.7780	10.3315	0.0000	10.3315			0.0000			0.0000
Off-Road	3.4390	35.7243	17.4082	0.0569		1.4883	1.4883		1.3692	1.3692		5,513.9540	5,513.9540	1.7833		5,558.5371
Total	3.4390	35.7243	17.4082	0.0569	21.7780	1.4883	23.2663	10.3315	1.3692	11.7007		5,513.9540	5,513.9540	1.7833		5,558.5371

Merrill Commerce Center (Phase C Construction - Unmitigated) - San Bernardino-South Coast County, Winter

3.3 Site Preparation - 2026**Unmitigated Construction Off-Site**

	ROG	NOx	CO	SO2	Fugitive PM10	Exhaust PM10	PM10 Total	Fugitive PM2.5	Exhaust PM2.5	PM2.5 Total	Bio- CO2	NBio- CO2	Total CO2	CH4	N2O	CO2e
Category	lb/day										lb/day					
Hauling	0.0000	0.0000	0.0000	0.0000	0.0000	0.0000	0.0000	0.0000	0.0000	0.0000		0.0000	0.0000	0.0000		0.0000
Vendor	0.0000	0.0000	0.0000	0.0000	0.0000	0.0000	0.0000	0.0000	0.0000	0.0000		0.0000	0.0000	0.0000		0.0000
Worker	0.0683	0.0362	0.4105	1.4700e-003	0.2012	1.1400e-003	0.2023	0.0534	1.0500e-003	0.0544		146.7823	146.7823	2.9700e-003		146.8565
Total	0.0683	0.0362	0.4105	1.4700e-003	0.2012	1.1400e-003	0.2023	0.0534	1.0500e-003	0.0544		146.7823	146.7823	2.9700e-003		146.8565

Mitigated Construction On-Site

	ROG	NOx	CO	SO2	Fugitive PM10	Exhaust PM10	PM10 Total	Fugitive PM2.5	Exhaust PM2.5	PM2.5 Total	Bio- CO2	NBio- CO2	Total CO2	CH4	N2O	CO2e
Category	lb/day										lb/day					
Fugitive Dust					8.4934	0.0000	8.4934	4.0293	0.0000	4.0293			0.0000			0.0000
Off-Road	3.4390	35.7243	17.4082	0.0569		1.4883	1.4883		1.3692	1.3692	0.0000	5,513.9540	5,513.9540	1.7833		5,558.5371
Total	3.4390	35.7243	17.4082	0.0569	8.4934	1.4883	9.9817	4.0293	1.3692	5.3985	0.0000	5,513.9540	5,513.9540	1.7833		5,558.5371

Merrill Commerce Center (Phase C Construction - Unmitigated) - San Bernardino-South Coast County, Winter

3.3 Site Preparation - 2026**Mitigated Construction Off-Site**

	ROG	NOx	CO	SO2	Fugitive PM10	Exhaust PM10	PM10 Total	Fugitive PM2.5	Exhaust PM2.5	PM2.5 Total	Bio- CO2	NBio- CO2	Total CO2	CH4	N2O	CO2e
Category	lb/day										lb/day					
Hauling	0.0000	0.0000	0.0000	0.0000	0.0000	0.0000	0.0000	0.0000	0.0000	0.0000		0.0000	0.0000	0.0000		0.0000
Vendor	0.0000	0.0000	0.0000	0.0000	0.0000	0.0000	0.0000	0.0000	0.0000	0.0000		0.0000	0.0000	0.0000		0.0000
Worker	0.0683	0.0362	0.4105	1.4700e-003	0.2012	1.1400e-003	0.2023	0.0534	1.0500e-003	0.0544		146.7823	146.7823	2.9700e-003		146.8565
Total	0.0683	0.0362	0.4105	1.4700e-003	0.2012	1.1400e-003	0.2023	0.0534	1.0500e-003	0.0544		146.7823	146.7823	2.9700e-003		146.8565

3.4 Grading - 2026**Unmitigated Construction On-Site**

	ROG	NOx	CO	SO2	Fugitive PM10	Exhaust PM10	PM10 Total	Fugitive PM2.5	Exhaust PM2.5	PM2.5 Total	Bio- CO2	NBio- CO2	Total CO2	CH4	N2O	CO2e
Category	lb/day										lb/day					
Fugitive Dust					10.2641	0.0000	10.2641	3.7683	0.0000	3.7683			0.0000			0.0000
Off-Road	3.3844	33.1881	26.0793	0.0715		1.3316	1.3316		1.2251	1.2251		6,920.7066	6,920.7066	2.2383		6,976.6640
Total	3.3844	33.1881	26.0793	0.0715	10.2641	1.3316	11.5957	3.7683	1.2251	4.9934		6,920.7066	6,920.7066	2.2383		6,976.6640

Merrill Commerce Center (Phase C Construction - Unmitigated) - San Bernardino-South Coast County, Winter

3.4 Grading - 2026**Unmitigated Construction Off-Site**

	ROG	NOx	CO	SO2	Fugitive PM10	Exhaust PM10	PM10 Total	Fugitive PM2.5	Exhaust PM2.5	PM2.5 Total	Bio- CO2	NBio- CO2	Total CO2	CH4	N2O	CO2e
Category	lb/day										lb/day					
Hauling	0.0000	0.0000	0.0000	0.0000	0.0000	0.0000	0.0000	0.0000	0.0000	0.0000		0.0000	0.0000	0.0000		0.0000
Vendor	0.0000	0.0000	0.0000	0.0000	0.0000	0.0000	0.0000	0.0000	0.0000	0.0000		0.0000	0.0000	0.0000		0.0000
Worker	0.0758	0.0402	0.4561	1.6400e-003	0.2236	1.2700e-003	0.2248	0.0593	1.1700e-003	0.0605		163.0914	163.0914	3.3000e-003		163.1739
Total	0.0758	0.0402	0.4561	1.6400e-003	0.2236	1.2700e-003	0.2248	0.0593	1.1700e-003	0.0605		163.0914	163.0914	3.3000e-003		163.1739

Mitigated Construction On-Site

	ROG	NOx	CO	SO2	Fugitive PM10	Exhaust PM10	PM10 Total	Fugitive PM2.5	Exhaust PM2.5	PM2.5 Total	Bio- CO2	NBio- CO2	Total CO2	CH4	N2O	CO2e
Category	lb/day										lb/day					
Fugitive Dust					4.0030	0.0000	4.0030	1.4696	0.0000	1.4696			0.0000			0.0000
Off-Road	3.3844	33.1881	26.0793	0.0715		1.3316	1.3316		1.2251	1.2251	0.0000	6,920.7066	6,920.7066	2.2383		6,976.6640
Total	3.3844	33.1881	26.0793	0.0715	4.0030	1.3316	5.3346	1.4696	1.2251	2.6947	0.0000	6,920.7066	6,920.7066	2.2383		6,976.6640

Merrill Commerce Center (Phase C Construction - Unmitigated) - San Bernardino-South Coast County, Winter

3.4 Grading - 2026**Mitigated Construction Off-Site**

	ROG	NOx	CO	SO2	Fugitive PM10	Exhaust PM10	PM10 Total	Fugitive PM2.5	Exhaust PM2.5	PM2.5 Total	Bio- CO2	NBio- CO2	Total CO2	CH4	N2O	CO2e
Category	lb/day										lb/day					
Hauling	0.0000	0.0000	0.0000	0.0000	0.0000	0.0000	0.0000	0.0000	0.0000	0.0000		0.0000	0.0000	0.0000		0.0000
Vendor	0.0000	0.0000	0.0000	0.0000	0.0000	0.0000	0.0000	0.0000	0.0000	0.0000		0.0000	0.0000	0.0000		0.0000
Worker	0.0758	0.0402	0.4561	1.6400e-003	0.2236	1.2700e-003	0.2248	0.0593	1.1700e-003	0.0605		163.0914	163.0914	3.3000e-003		163.1739
Total	0.0758	0.0402	0.4561	1.6400e-003	0.2236	1.2700e-003	0.2248	0.0593	1.1700e-003	0.0605		163.0914	163.0914	3.3000e-003		163.1739

3.5 Building Construction - 2026**Unmitigated Construction On-Site**

	ROG	NOx	CO	SO2	Fugitive PM10	Exhaust PM10	PM10 Total	Fugitive PM2.5	Exhaust PM2.5	PM2.5 Total	Bio- CO2	NBio- CO2	Total CO2	CH4	N2O	CO2e
Category	lb/day										lb/day					
Off-Road	2.1808	21.2342	16.7602	0.0430		0.8658	0.8658		0.8074	0.8074		4,108.2363	4,108.2363	1.1028		4,135.8068
Total	2.1808	21.2342	16.7602	0.0430		0.8658	0.8658		0.8074	0.8074		4,108.2363	4,108.2363	1.1028		4,135.8068

Merrill Commerce Center (Phase C Construction - Unmitigated) - San Bernardino-South Coast County, Winter

3.5 Building Construction - 2026**Unmitigated Construction Off-Site**

	ROG	NOx	CO	SO2	Fugitive PM10	Exhaust PM10	PM10 Total	Fugitive PM2.5	Exhaust PM2.5	PM2.5 Total	Bio- CO2	NBio- CO2	Total CO2	CH4	N2O	CO2e
Category	lb/day										lb/day					
Hauling	0.0000	0.0000	0.0000	0.0000	0.0000	0.0000	0.0000	0.0000	0.0000	0.0000		0.0000	0.0000	0.0000		0.0000
Vendor	0.4855	18.5649	4.0428	0.0661	1.7164	0.0183	1.7346	0.4942	0.0175	0.5117		6,988.1981	6,988.1981	0.4089		6,998.4195
Worker	2.6085	1.3830	15.6913	0.0563	7.6902	0.0436	7.7339	2.0395	0.0402	2.0796		5,610.3440	5,610.3440	0.1135		5,613.1823
Total	3.0940	19.9478	19.7341	0.1224	9.4066	0.0619	9.4685	2.5337	0.0576	2.5913		12,598.5421	12,598.5421	0.5224		12,611.6017

Mitigated Construction On-Site

	ROG	NOx	CO	SO2	Fugitive PM10	Exhaust PM10	PM10 Total	Fugitive PM2.5	Exhaust PM2.5	PM2.5 Total	Bio- CO2	NBio- CO2	Total CO2	CH4	N2O	CO2e
Category	lb/day										lb/day					
Off-Road	2.1808	21.2342	16.7602	0.0430		0.8658	0.8658		0.8074	0.8074	0.0000	4,108.2363	4,108.2363	1.1028		4,135.8068
Total	2.1808	21.2342	16.7602	0.0430		0.8658	0.8658		0.8074	0.8074	0.0000	4,108.2363	4,108.2363	1.1028		4,135.8068

Merrill Commerce Center (Phase C Construction - Unmitigated) - San Bernardino-South Coast County, Winter

3.5 Building Construction - 2026**Mitigated Construction Off-Site**

	ROG	NOx	CO	SO2	Fugitive PM10	Exhaust PM10	PM10 Total	Fugitive PM2.5	Exhaust PM2.5	PM2.5 Total	Bio- CO2	NBio- CO2	Total CO2	CH4	N2O	CO2e
Category	lb/day										lb/day					
Hauling	0.0000	0.0000	0.0000	0.0000	0.0000	0.0000	0.0000	0.0000	0.0000	0.0000		0.0000	0.0000	0.0000		0.0000
Vendor	0.4855	18.5649	4.0428	0.0661	1.7164	0.0183	1.7346	0.4942	0.0175	0.5117		6,988.1981	6,988.1981	0.4089		6,998.4195
Worker	2.6085	1.3830	15.6913	0.0563	7.6902	0.0436	7.7339	2.0395	0.0402	2.0796		5,610.3440	5,610.3440	0.1135		5,613.1823
Total	3.0940	19.9478	19.7341	0.1224	9.4066	0.0619	9.4685	2.5337	0.0576	2.5913		12,598.5421	12,598.5421	0.5224		12,611.6017

3.6 Paving - 2026**Unmitigated Construction On-Site**

	ROG	NOx	CO	SO2	Fugitive PM10	Exhaust PM10	PM10 Total	Fugitive PM2.5	Exhaust PM2.5	PM2.5 Total	Bio- CO2	NBio- CO2	Total CO2	CH4	N2O	CO2e
Category	lb/day										lb/day					
Off-Road	0.9152	8.5816	14.5780	0.0228		0.4185	0.4185		0.3850	0.3850		2,206.7452	2,206.7452	0.7137		2,224.5878
Paving	0.1572					0.0000	0.0000		0.0000	0.0000			0.0000			0.0000
Total	1.0724	8.5816	14.5780	0.0228		0.4185	0.4185		0.3850	0.3850		2,206.7452	2,206.7452	0.7137		2,224.5878

Merrill Commerce Center (Phase C Construction - Unmitigated) - San Bernardino-South Coast County, Winter

3.6 Paving - 2026**Unmitigated Construction Off-Site**

	ROG	NOx	CO	SO2	Fugitive PM10	Exhaust PM10	PM10 Total	Fugitive PM2.5	Exhaust PM2.5	PM2.5 Total	Bio- CO2	NBio- CO2	Total CO2	CH4	N2O	CO2e
Category	lb/day										lb/day					
Hauling	0.0000	0.0000	0.0000	0.0000	0.0000	0.0000	0.0000	0.0000	0.0000	0.0000		0.0000	0.0000	0.0000		0.0000
Vendor	0.0000	0.0000	0.0000	0.0000	0.0000	0.0000	0.0000	0.0000	0.0000	0.0000		0.0000	0.0000	0.0000		0.0000
Worker	0.0569	0.0302	0.3421	1.2300e-003	0.1677	9.5000e-004	0.1686	0.0445	8.8000e-004	0.0453		122.3186	122.3186	2.4800e-003		122.3804
Total	0.0569	0.0302	0.3421	1.2300e-003	0.1677	9.5000e-004	0.1686	0.0445	8.8000e-004	0.0453		122.3186	122.3186	2.4800e-003		122.3804

Mitigated Construction On-Site

	ROG	NOx	CO	SO2	Fugitive PM10	Exhaust PM10	PM10 Total	Fugitive PM2.5	Exhaust PM2.5	PM2.5 Total	Bio- CO2	NBio- CO2	Total CO2	CH4	N2O	CO2e
Category	lb/day										lb/day					
Off-Road	0.9152	8.5816	14.5780	0.0228		0.4185	0.4185		0.3850	0.3850	0.0000	2,206.7452	2,206.7452	0.7137		2,224.5878
Paving	0.1572					0.0000	0.0000		0.0000	0.0000			0.0000			0.0000
Total	1.0724	8.5816	14.5780	0.0228		0.4185	0.4185		0.3850	0.3850	0.0000	2,206.7452	2,206.7452	0.7137		2,224.5878

Merrill Commerce Center (Phase C Construction - Unmitigated) - San Bernardino-South Coast County, Winter

3.6 Paving - 2026**Mitigated Construction Off-Site**

	ROG	NOx	CO	SO2	Fugitive PM10	Exhaust PM10	PM10 Total	Fugitive PM2.5	Exhaust PM2.5	PM2.5 Total	Bio- CO2	NBio- CO2	Total CO2	CH4	N2O	CO2e
Category	lb/day										lb/day					
Hauling	0.0000	0.0000	0.0000	0.0000	0.0000	0.0000	0.0000	0.0000	0.0000	0.0000		0.0000	0.0000	0.0000		0.0000
Vendor	0.0000	0.0000	0.0000	0.0000	0.0000	0.0000	0.0000	0.0000	0.0000	0.0000		0.0000	0.0000	0.0000		0.0000
Worker	0.0569	0.0302	0.3421	1.2300e-003	0.1677	9.5000e-004	0.1686	0.0445	8.8000e-004	0.0453		122.3186	122.3186	2.4800e-003		122.3804
Total	0.0569	0.0302	0.3421	1.2300e-003	0.1677	9.5000e-004	0.1686	0.0445	8.8000e-004	0.0453		122.3186	122.3186	2.4800e-003		122.3804

3.7 Architectural Coating - 2026**Unmitigated Construction On-Site**

	ROG	NOx	CO	SO2	Fugitive PM10	Exhaust PM10	PM10 Total	Fugitive PM2.5	Exhaust PM2.5	PM2.5 Total	Bio- CO2	NBio- CO2	Total CO2	CH4	N2O	CO2e
Category	lb/day										lb/day					
Archit. Coating	89.4172					0.0000	0.0000		0.0000	0.0000			0.0000			0.0000
Off-Road	0.2278	1.5273	2.4122	3.9600e-003		0.0687	0.0687		0.0687	0.0687		375.2641	375.2641	0.0205		375.7758
Total	89.6450	1.5273	2.4122	3.9600e-003		0.0687	0.0687		0.0687	0.0687		375.2641	375.2641	0.0205		375.7758

Merrill Commerce Center (Phase C Construction - Unmitigated) - San Bernardino-South Coast County, Winter

3.7 Architectural Coating - 2026**Unmitigated Construction Off-Site**

	ROG	NOx	CO	SO2	Fugitive PM10	Exhaust PM10	PM10 Total	Fugitive PM2.5	Exhaust PM2.5	PM2.5 Total	Bio- CO2	NBio- CO2	Total CO2	CH4	N2O	CO2e
Category	lb/day										lb/day					
Hauling	0.0000	0.0000	0.0000	0.0000	0.0000	0.0000	0.0000	0.0000	0.0000	0.0000		0.0000	0.0000	0.0000		0.0000
Vendor	0.0000	0.0000	0.0000	0.0000	0.0000	0.0000	0.0000	0.0000	0.0000	0.0000		0.0000	0.0000	0.0000		0.0000
Worker	0.5232	0.2774	3.1474	0.0113	1.5425	8.7500e-003	1.5513	0.4091	8.0500e-003	0.4171		1,125.3306	1,125.3306	0.0228		1,125.8999
Total	0.5232	0.2774	3.1474	0.0113	1.5425	8.7500e-003	1.5513	0.4091	8.0500e-003	0.4171		1,125.3306	1,125.3306	0.0228		1,125.8999

Mitigated Construction On-Site

	ROG	NOx	CO	SO2	Fugitive PM10	Exhaust PM10	PM10 Total	Fugitive PM2.5	Exhaust PM2.5	PM2.5 Total	Bio- CO2	NBio- CO2	Total CO2	CH4	N2O	CO2e
Category	lb/day										lb/day					
Archit. Coating	89.4172					0.0000	0.0000		0.0000	0.0000			0.0000			0.0000
Off-Road	0.2278	1.5273	2.4122	3.9600e-003		0.0687	0.0687		0.0687	0.0687	0.0000	375.2641	375.2641	0.0205		375.7758
Total	89.6450	1.5273	2.4122	3.9600e-003		0.0687	0.0687		0.0687	0.0687	0.0000	375.2641	375.2641	0.0205		375.7758

Merrill Commerce Center (Phase C Construction - Unmitigated) - San Bernardino-South Coast County, Winter

3.7 Architectural Coating - 2026**Mitigated Construction Off-Site**

	ROG	NOx	CO	SO2	Fugitive PM10	Exhaust PM10	PM10 Total	Fugitive PM2.5	Exhaust PM2.5	PM2.5 Total	Bio- CO2	NBio- CO2	Total CO2	CH4	N2O	CO2e
Category	lb/day										lb/day					
Hauling	0.0000	0.0000	0.0000	0.0000	0.0000	0.0000	0.0000	0.0000	0.0000	0.0000		0.0000	0.0000	0.0000		0.0000
Vendor	0.0000	0.0000	0.0000	0.0000	0.0000	0.0000	0.0000	0.0000	0.0000	0.0000		0.0000	0.0000	0.0000		0.0000
Worker	0.5232	0.2774	3.1474	0.0113	1.5425	8.7500e-003	1.5513	0.4091	8.0500e-003	0.4171		1,125.3306	1,125.3306	0.0228		1,125.8999
Total	0.5232	0.2774	3.1474	0.0113	1.5425	8.7500e-003	1.5513	0.4091	8.0500e-003	0.4171		1,125.3306	1,125.3306	0.0228		1,125.8999

4.0 Operational Detail - Mobile**4.1 Mitigation Measures Mobile**

Merrill Commerce Center (Phase C Construction - Unmitigated) - San Bernardino-South Coast County, Winter

	ROG	NOx	CO	SO2	Fugitive PM10	Exhaust PM10	PM10 Total	Fugitive PM2.5	Exhaust PM2.5	PM2.5 Total	Bio- CO2	NBio- CO2	Total CO2	CH4	N2O	CO2e
Category	lb/day										lb/day					
Mitigated	0.0000	0.0000	0.0000	0.0000	0.0000	0.0000	0.0000	0.0000	0.0000	0.0000		0.0000	0.0000	0.0000		0.0000
Unmitigated	0.0000	0.0000	0.0000	0.0000	0.0000	0.0000	0.0000	0.0000	0.0000	0.0000		0.0000	0.0000	0.0000		0.0000

4.2 Trip Summary Information

Land Use	Average Daily Trip Rate			Unmitigated	Mitigated
	Weekday	Saturday	Sunday	Annual VMT	Annual VMT
Industrial Park	0.00	0.00	0.00		
Other Asphalt Surfaces	0.00	0.00	0.00		
Total	0.00	0.00	0.00		

4.3 Trip Type Information

Land Use	Miles			Trip %			Trip Purpose %		
	H-W or C-W	H-S or C-C	H-O or C-NW	H-W or C-W	H-S or C-C	H-O or C-NW	Primary	Diverted	Pass-by
Industrial Park	0.00	0.00	0.00	0.00	0.00	0.00	0	0	0
Other Asphalt Surfaces	0.00	0.00	0.00	0.00	0.00	0.00	0	0	0

4.4 Fleet Mix

Land Use	LDA	LDT1	LDT2	MDV	LHD1	LHD2	MHD	HHD	OBUS	UBUS	MCY	SBUS	MH
Industrial Park	0.563053	0.034533	0.183140	0.107369	0.012818	0.004557	0.018775	0.065829	0.001369	0.001425	0.005594	0.000793	0.000745
Other Asphalt Surfaces	0.563053	0.034533	0.183140	0.107369	0.012818	0.004557	0.018775	0.065829	0.001369	0.001425	0.005594	0.000793	0.000745

Merrill Commerce Center (Phase C Construction - Unmitigated) - San Bernardino-South Coast County, Winter

5.0 Energy Detail

Historical Energy Use: N

5.1 Mitigation Measures Energy

	ROG	NOx	CO	SO2	Fugitive PM10	Exhaust PM10	PM10 Total	Fugitive PM2.5	Exhaust PM2.5	PM2.5 Total	Bio- CO2	NBio- CO2	Total CO2	CH4	N2O	CO2e
Category	lb/day										lb/day					
NaturalGas Mitigated	0.0000	0.0000	0.0000	0.0000		0.0000	0.0000		0.0000	0.0000		0.0000	0.0000	0.0000	0.0000	0.0000
NaturalGas Unmitigated	0.0000	0.0000	0.0000	0.0000		0.0000	0.0000		0.0000	0.0000		0.0000	0.0000	0.0000	0.0000	0.0000

Merrill Commerce Center (Phase C Construction - Unmitigated) - San Bernardino-South Coast County, Winter

5.2 Energy by Land Use - NaturalGas**Unmitigated**

	NaturalGas Use	ROG	NOx	CO	SO2	Fugitive PM10	Exhaust PM10	PM10 Total	Fugitive PM2.5	Exhaust PM2.5	PM2.5 Total	Bio- CO2	NBio- CO2	Total CO2	CH4	N2O	CO2e
Land Use	kBTU/yr	lb/day										lb/day					
Industrial Park	0	0.0000	0.0000	0.0000	0.0000		0.0000	0.0000		0.0000	0.0000		0.0000	0.0000	0.0000	0.0000	0.0000
Other Asphalt Surfaces	0	0.0000	0.0000	0.0000	0.0000		0.0000	0.0000		0.0000	0.0000		0.0000	0.0000	0.0000	0.0000	0.0000
Total		0.0000	0.0000	0.0000	0.0000		0.0000	0.0000		0.0000	0.0000		0.0000	0.0000	0.0000	0.0000	0.0000

Mitigated

	NaturalGas Use	ROG	NOx	CO	SO2	Fugitive PM10	Exhaust PM10	PM10 Total	Fugitive PM2.5	Exhaust PM2.5	PM2.5 Total	Bio- CO2	NBio- CO2	Total CO2	CH4	N2O	CO2e
Land Use	kBTU/yr	lb/day										lb/day					
Industrial Park	0	0.0000	0.0000	0.0000	0.0000		0.0000	0.0000		0.0000	0.0000		0.0000	0.0000	0.0000	0.0000	0.0000
Other Asphalt Surfaces	0	0.0000	0.0000	0.0000	0.0000		0.0000	0.0000		0.0000	0.0000		0.0000	0.0000	0.0000	0.0000	0.0000
Total		0.0000	0.0000	0.0000	0.0000		0.0000	0.0000		0.0000	0.0000		0.0000	0.0000	0.0000	0.0000	0.0000

6.0 Area Detail**6.1 Mitigation Measures Area**

Merrill Commerce Center (Phase C Construction - Unmitigated) - San Bernardino-South Coast County, Winter

	ROG	NOx	CO	SO2	Fugitive PM10	Exhaust PM10	PM10 Total	Fugitive PM2.5	Exhaust PM2.5	PM2.5 Total	Bio- CO2	NBio- CO2	Total CO2	CH4	N2O	CO2e
Category	lb/day										lb/day					
Mitigated	32.2895	1.3300e-003	0.1472	1.0000e-005		5.2000e-004	5.2000e-004		5.2000e-004	5.2000e-004		0.3164	0.3164	8.2000e-004		0.3369
Unmitigated	32.2895	1.3300e-003	0.1472	1.0000e-005		5.2000e-004	5.2000e-004		5.2000e-004	5.2000e-004		0.3164	0.3164	8.2000e-004		0.3369

6.2 Area by SubCategory

Unmitigated

	ROG	NOx	CO	SO2	Fugitive PM10	Exhaust PM10	PM10 Total	Fugitive PM2.5	Exhaust PM2.5	PM2.5 Total	Bio- CO2	NBio- CO2	Total CO2	CH4	N2O	CO2e
SubCategory	lb/day										lb/day					
Architectural Coating	3.6747					0.0000	0.0000		0.0000	0.0000			0.0000			0.0000
Consumer Products	28.6012					0.0000	0.0000		0.0000	0.0000			0.0000			0.0000
Landscaping	0.0136	1.3300e-003	0.1472	1.0000e-005		5.2000e-004	5.2000e-004		5.2000e-004	5.2000e-004		0.3164	0.3164	8.2000e-004		0.3369
Total	32.2895	1.3300e-003	0.1472	1.0000e-005		5.2000e-004	5.2000e-004		5.2000e-004	5.2000e-004		0.3164	0.3164	8.2000e-004		0.3369

Merrill Commerce Center (Phase C Construction - Unmitigated) - San Bernardino-South Coast County, Winter

6.2 Area by SubCategory**Mitigated**

	ROG	NOx	CO	SO2	Fugitive PM10	Exhaust PM10	PM10 Total	Fugitive PM2.5	Exhaust PM2.5	PM2.5 Total	Bio- CO2	NBio- CO2	Total CO2	CH4	N2O	CO2e
SubCategory	lb/day										lb/day					
Architectural Coating	3.6747					0.0000	0.0000		0.0000	0.0000			0.0000			0.0000
Consumer Products	28.6012					0.0000	0.0000		0.0000	0.0000			0.0000			0.0000
Landscaping	0.0136	1.3300e-003	0.1472	1.0000e-005		5.2000e-004	5.2000e-004		5.2000e-004	5.2000e-004		0.3164	0.3164	8.2000e-004		0.3369
Total	32.2895	1.3300e-003	0.1472	1.0000e-005		5.2000e-004	5.2000e-004		5.2000e-004	5.2000e-004		0.3164	0.3164	8.2000e-004		0.3369

7.0 Water Detail**7.1 Mitigation Measures Water****8.0 Waste Detail****8.1 Mitigation Measures Waste****9.0 Operational Offroad**

Equipment Type	Number	Hours/Day	Days/Year	Horse Power	Load Factor	Fuel Type
----------------	--------	-----------	-----------	-------------	-------------	-----------

10.0 Stationary Equipment**Fire Pumps and Emergency Generators**

Merrill Commerce Center (Phase C Construction - Unmitigated) - San Bernardino-South Coast County, Winter

Equipment Type	Number	Hours/Day	Hours/Year	Horse Power	Load Factor	Fuel Type
----------------	--------	-----------	------------	-------------	-------------	-----------

Boilers

Equipment Type	Number	Heat Input/Day	Heat Input/Year	Boiler Rating	Fuel Type
----------------	--------	----------------	-----------------	---------------	-----------

User Defined Equipment

Equipment Type	Number
----------------	--------

11.0 Vegetation

This page intentionally left blank

APPENDIX 3.4:

CALEEMOD OFF-SITE INFRASTRUCTURE CONSTRUCTION (UNMITIGATED) EMISSIONS MODEL OUTPUTS

Merrill Commerce Center (Off-Site Utilities Infrastructure Construction - Unmitigated) - San Bernardino-South Coast County, Annual

Merrill Commerce Center (Off-Site Utilities Infrastructure Construction - Unmitigated)
San Bernardino-South Coast County, Annual

1.0 Project Characteristics

1.1 Land Usage

Land Uses	Size	Metric	Lot Acreage	Floor Surface Area	Population
General Light Industry	4,935.35	1000sqft	113.30	4,935,350.00	0

1.2 Other Project Characteristics

Urbanization	Urban	Wind Speed (m/s)	2.2	Precipitation Freq (Days)	32
Climate Zone	10			Operational Year	2024
Utility Company	Southern California Edison				
CO2 Intensity (lb/MWhr)	702.44	CH4 Intensity (lb/MWhr)	0.029	N2O Intensity (lb/MWhr)	0.006

1.3 User Entered Comments & Non-Default Data

Merrill Commerce Center (Off-Site Utilities Infrastructure Construction - Unmitigated) - San Bernardino-South Coast County, Annual

Project Characteristics -

Land Use - Per the IS, 113.3 acres of off-site areas could be disturbed during construction of off-site infrastructure improvements.

Construction Phase - As a conservative measure, it is assumed that pipeline construction will be conducted within a 365 day (1 year) timeframe.

Off-road Equipment - Construction Equipment based on similar equipment used in pipeline projects.

Grading - For purposes of analysis, total acres graded per day is based on the equipment specific grading rates (CalEEMod Appendix A) and the equipment list.

Vehicle Trips - Construction Run Only.

Energy Use - Construction Run Only.

Water And Wastewater - Construction Run Only.

Solid Waste - Construction Run Only.

Construction Off-road Equipment Mitigation - Rule 403

Vehicle Emission Factors - EMFAC2017

Vehicle Emission Factors - EMFAC2017

Vehicle Emission Factors - EMFAC2017

Table Name	Column Name	Default Value	New Value
tblConstructionPhase	NumDays	310.00	365.00
tblEnergyUse	LightingElect	2.93	0.00
tblEnergyUse	NT24E	5.02	0.00
tblEnergyUse	NT24NG	17.13	0.00
tblEnergyUse	T24E	2.20	0.00
tblEnergyUse	T24NG	15.36	0.00
tblGrading	AcresOfGrading	182.50	365.00
tblOffRoadEquipment	OffRoadEquipmentUnitAmount	2.00	0.00
tblSolidWaste	SolidWasteGenerationRate	6,119.83	0.00
tblVehicleEF	HHD	0.92	0.03
tblVehicleEF	HHD	0.04	0.06
tblVehicleEF	HHD	0.08	0.00

Merrill Commerce Center (Off-Site Utilities Infrastructure Construction - Unmitigated) - San Bernardino-South Coast County, Annual

tblVehicleEF	HHD	2.21	8.65
tblVehicleEF	HHD	0.53	0.33
tblVehicleEF	HHD	1.68	2.1330e-003
tblVehicleEF	HHD	6,548.54	1,402.40
tblVehicleEF	HHD	1,428.49	1,288.58
tblVehicleEF	HHD	5.31	0.02
tblVehicleEF	HHD	18.65	7.09
tblVehicleEF	HHD	1.28	2.16
tblVehicleEF	HHD	5.3430e-003	2.9710e-003
tblVehicleEF	HHD	0.06	0.06
tblVehicleEF	HHD	0.04	0.04
tblVehicleEF	HHD	5.3010e-003	0.03
tblVehicleEF	HHD	4.7000e-005	0.00
tblVehicleEF	HHD	5.1120e-003	2.8430e-003
tblVehicleEF	HHD	0.03	0.03
tblVehicleEF	HHD	8.8790e-003	8.9150e-003
tblVehicleEF	HHD	5.0720e-003	0.02
tblVehicleEF	HHD	4.3000e-005	0.00
tblVehicleEF	HHD	7.3000e-005	2.0000e-006
tblVehicleEF	HHD	2.7400e-003	7.3000e-005
tblVehicleEF	HHD	0.59	0.58
tblVehicleEF	HHD	4.5000e-005	1.0000e-006
tblVehicleEF	HHD	0.06	0.02
tblVehicleEF	HHD	1.7500e-004	3.6700e-004
tblVehicleEF	HHD	0.04	1.0000e-006
tblVehicleEF	HHD	0.06	0.01
tblVehicleEF	HHD	0.01	0.01

Merrill Commerce Center (Off-Site Utilities Infrastructure Construction - Unmitigated) - San Bernardino-South Coast County, Annual

tblVehicleEF	HHD	8.1000e-005	0.00
tblVehicleEF	HHD	7.3000e-005	2.0000e-006
tblVehicleEF	HHD	2.7400e-003	7.3000e-005
tblVehicleEF	HHD	0.67	0.67
tblVehicleEF	HHD	4.5000e-005	1.0000e-006
tblVehicleEF	HHD	0.10	0.08
tblVehicleEF	HHD	1.7500e-004	3.6700e-004
tblVehicleEF	HHD	0.05	1.0000e-006
tblVehicleEF	HHD	0.87	0.03
tblVehicleEF	HHD	0.04	0.06
tblVehicleEF	HHD	0.08	0.00
tblVehicleEF	HHD	1.61	8.54
tblVehicleEF	HHD	0.53	0.33
tblVehicleEF	HHD	1.58	2.0000e-003
tblVehicleEF	HHD	6,937.59	1,384.98
tblVehicleEF	HHD	1,428.49	1,288.58
tblVehicleEF	HHD	5.31	0.02
tblVehicleEF	HHD	19.25	6.75
tblVehicleEF	HHD	1.20	2.04
tblVehicleEF	HHD	4.5050e-003	2.6190e-003
tblVehicleEF	HHD	0.06	0.06
tblVehicleEF	HHD	0.04	0.04
tblVehicleEF	HHD	5.3010e-003	0.03
tblVehicleEF	HHD	4.7000e-005	0.00
tblVehicleEF	HHD	4.3100e-003	2.5050e-003
tblVehicleEF	HHD	0.03	0.03
tblVehicleEF	HHD	8.8790e-003	8.9150e-003

Merrill Commerce Center (Off-Site Utilities Infrastructure Construction - Unmitigated) - San Bernardino-South Coast County, Annual

tblVehicleEF	HHD	5.0720e-003	0.02
tblVehicleEF	HHD	4.3000e-005	0.00
tblVehicleEF	HHD	1.4200e-004	5.0000e-006
tblVehicleEF	HHD	3.0590e-003	8.5000e-005
tblVehicleEF	HHD	0.55	0.62
tblVehicleEF	HHD	9.8000e-005	3.0000e-006
tblVehicleEF	HHD	0.06	0.02
tblVehicleEF	HHD	1.7700e-004	3.7800e-004
tblVehicleEF	HHD	0.04	1.0000e-006
tblVehicleEF	HHD	0.07	0.01
tblVehicleEF	HHD	0.01	0.01
tblVehicleEF	HHD	7.9000e-005	0.00
tblVehicleEF	HHD	1.4200e-004	5.0000e-006
tblVehicleEF	HHD	3.0590e-003	8.5000e-005
tblVehicleEF	HHD	0.64	0.71
tblVehicleEF	HHD	9.8000e-005	3.0000e-006
tblVehicleEF	HHD	0.10	0.08
tblVehicleEF	HHD	1.7700e-004	3.7800e-004
tblVehicleEF	HHD	0.04	1.0000e-006
tblVehicleEF	HHD	0.99	0.02
tblVehicleEF	HHD	0.04	9.2500e-004
tblVehicleEF	HHD	0.08	0.00
tblVehicleEF	HHD	3.05	8.75
tblVehicleEF	HHD	0.53	0.18
tblVehicleEF	HHD	1.66	2.1040e-003
tblVehicleEF	HHD	6,011.27	1,412.86
tblVehicleEF	HHD	1,428.49	1,250.25

Merrill Commerce Center (Off-Site Utilities Infrastructure Construction - Unmitigated) - San Bernardino-South Coast County, Annual

tblVehicleEF	HHD	5.31	0.02
tblVehicleEF	HHD	17.82	7.48
tblVehicleEF	HHD	1.26	2.10
tblVehicleEF	HHD	6.5010e-003	3.3140e-003
tblVehicleEF	HHD	0.06	0.06
tblVehicleEF	HHD	0.04	0.04
tblVehicleEF	HHD	5.3010e-003	0.03
tblVehicleEF	HHD	4.7000e-005	0.00
tblVehicleEF	HHD	6.2190e-003	3.1700e-003
tblVehicleEF	HHD	0.03	0.03
tblVehicleEF	HHD	8.8790e-003	8.8150e-003
tblVehicleEF	HHD	5.0720e-003	0.02
tblVehicleEF	HHD	4.3000e-005	0.00
tblVehicleEF	HHD	7.1000e-005	3.0000e-006
tblVehicleEF	HHD	2.9460e-003	8.6000e-005
tblVehicleEF	HHD	0.63	0.54
tblVehicleEF	HHD	4.4000e-005	1.0000e-006
tblVehicleEF	HHD	0.06	0.02
tblVehicleEF	HHD	1.8900e-004	3.8400e-004
tblVehicleEF	HHD	0.04	1.0000e-006
tblVehicleEF	HHD	0.06	0.01
tblVehicleEF	HHD	0.01	0.01
tblVehicleEF	HHD	8.0000e-005	0.00
tblVehicleEF	HHD	7.1000e-005	3.0000e-006
tblVehicleEF	HHD	2.9460e-003	8.6000e-005
tblVehicleEF	HHD	0.73	0.61
tblVehicleEF	HHD	4.4000e-005	1.0000e-006

Merrill Commerce Center (Off-Site Utilities Infrastructure Construction - Unmitigated) - San Bernardino-South Coast County, Annual

tblVehicleEF	HHD	0.10	0.02
tblVehicleEF	HHD	1.8900e-004	3.8400e-004
tblVehicleEF	HHD	0.05	1.0000e-006
tblVehicleEF	LDA	3.4870e-003	1.9200e-003
tblVehicleEF	LDA	4.3060e-003	0.04
tblVehicleEF	LDA	0.51	0.57
tblVehicleEF	LDA	0.99	2.02
tblVehicleEF	LDA	232.23	246.40
tblVehicleEF	LDA	52.85	50.59
tblVehicleEF	LDA	0.04	0.03
tblVehicleEF	LDA	1.6390e-003	1.3330e-003
tblVehicleEF	LDA	2.2390e-003	1.7020e-003
tblVehicleEF	LDA	1.5090e-003	1.2270e-003
tblVehicleEF	LDA	2.0590e-003	1.5650e-003
tblVehicleEF	LDA	0.04	0.05
tblVehicleEF	LDA	0.09	0.09
tblVehicleEF	LDA	0.03	0.04
tblVehicleEF	LDA	8.7420e-003	7.0520e-003
tblVehicleEF	LDA	0.03	0.20
tblVehicleEF	LDA	0.06	0.19
tblVehicleEF	LDA	2.3250e-003	2.4380e-003
tblVehicleEF	LDA	5.4500e-004	5.0100e-004
tblVehicleEF	LDA	0.04	0.05
tblVehicleEF	LDA	0.09	0.09
tblVehicleEF	LDA	0.03	0.04
tblVehicleEF	LDA	0.01	0.01
tblVehicleEF	LDA	0.03	0.20

Merrill Commerce Center (Off-Site Utilities Infrastructure Construction - Unmitigated) - San Bernardino-South Coast County, Annual

tblVehicleEF	LDA	0.06	0.21
tblVehicleEF	LDA	3.9680e-003	2.2030e-003
tblVehicleEF	LDA	3.5930e-003	0.04
tblVehicleEF	LDA	0.62	0.70
tblVehicleEF	LDA	0.82	1.68
tblVehicleEF	LDA	254.04	269.03
tblVehicleEF	LDA	52.85	49.95
tblVehicleEF	LDA	0.04	0.03
tblVehicleEF	LDA	1.6390e-003	1.3330e-003
tblVehicleEF	LDA	2.2390e-003	1.7020e-003
tblVehicleEF	LDA	1.5090e-003	1.2270e-003
tblVehicleEF	LDA	2.0590e-003	1.5650e-003
tblVehicleEF	LDA	0.08	0.11
tblVehicleEF	LDA	0.10	0.11
tblVehicleEF	LDA	0.06	0.09
tblVehicleEF	LDA	9.9310e-003	7.9980e-003
tblVehicleEF	LDA	0.03	0.20
tblVehicleEF	LDA	0.05	0.16
tblVehicleEF	LDA	2.5450e-003	2.6610e-003
tblVehicleEF	LDA	5.4200e-004	4.9400e-004
tblVehicleEF	LDA	0.08	0.11
tblVehicleEF	LDA	0.10	0.11
tblVehicleEF	LDA	0.06	0.09
tblVehicleEF	LDA	0.01	0.01
tblVehicleEF	LDA	0.03	0.20
tblVehicleEF	LDA	0.05	0.17
tblVehicleEF	LDA	3.3950e-003	1.8740e-003

Merrill Commerce Center (Off-Site Utilities Infrastructure Construction - Unmitigated) - San Bernardino-South Coast County, Annual

tblVehicleEF	LDA	4.2830e-003	0.04
tblVehicleEF	LDA	0.48	0.54
tblVehicleEF	LDA	0.97	1.98
tblVehicleEF	LDA	227.08	241.10
tblVehicleEF	LDA	52.85	50.53
tblVehicleEF	LDA	0.04	0.03
tblVehicleEF	LDA	1.6390e-003	1.3330e-003
tblVehicleEF	LDA	2.2390e-003	1.7020e-003
tblVehicleEF	LDA	1.5090e-003	1.2270e-003
tblVehicleEF	LDA	2.0590e-003	1.5650e-003
tblVehicleEF	LDA	0.04	0.05
tblVehicleEF	LDA	0.10	0.10
tblVehicleEF	LDA	0.03	0.04
tblVehicleEF	LDA	8.5140e-003	6.8740e-003
tblVehicleEF	LDA	0.04	0.23
tblVehicleEF	LDA	0.06	0.19
tblVehicleEF	LDA	2.2730e-003	2.3850e-003
tblVehicleEF	LDA	5.4500e-004	5.0000e-004
tblVehicleEF	LDA	0.04	0.05
tblVehicleEF	LDA	0.10	0.10
tblVehicleEF	LDA	0.03	0.04
tblVehicleEF	LDA	0.01	9.9970e-003
tblVehicleEF	LDA	0.04	0.23
tblVehicleEF	LDA	0.06	0.21
tblVehicleEF	LDT1	0.01	5.3250e-003
tblVehicleEF	LDT1	0.01	0.07
tblVehicleEF	LDT1	1.27	1.14

Merrill Commerce Center (Off-Site Utilities Infrastructure Construction - Unmitigated) - San Bernardino-South Coast County, Annual

tblVehicleEF	LDT1	2.92	2.25
tblVehicleEF	LDT1	294.54	292.95
tblVehicleEF	LDT1	66.91	61.63
tblVehicleEF	LDT1	0.13	0.10
tblVehicleEF	LDT1	2.4790e-003	1.8800e-003
tblVehicleEF	LDT1	3.3490e-003	2.4490e-003
tblVehicleEF	LDT1	2.2820e-003	1.7290e-003
tblVehicleEF	LDT1	3.0800e-003	2.2520e-003
tblVehicleEF	LDT1	0.16	0.16
tblVehicleEF	LDT1	0.29	0.22
tblVehicleEF	LDT1	0.11	0.11
tblVehicleEF	LDT1	0.03	0.02
tblVehicleEF	LDT1	0.18	0.75
tblVehicleEF	LDT1	0.20	0.35
tblVehicleEF	LDT1	2.9610e-003	2.8990e-003
tblVehicleEF	LDT1	7.2000e-004	6.1000e-004
tblVehicleEF	LDT1	0.16	0.16
tblVehicleEF	LDT1	0.29	0.22
tblVehicleEF	LDT1	0.11	0.11
tblVehicleEF	LDT1	0.04	0.03
tblVehicleEF	LDT1	0.18	0.75
tblVehicleEF	LDT1	0.22	0.38
tblVehicleEF	LDT1	0.01	6.0460e-003
tblVehicleEF	LDT1	0.01	0.06
tblVehicleEF	LDT1	1.52	1.39
tblVehicleEF	LDT1	2.41	1.87
tblVehicleEF	LDT1	320.99	316.51

Merrill Commerce Center (Off-Site Utilities Infrastructure Construction - Unmitigated) - San Bernardino-South Coast County, Annual

tblVehicleEF	LDT1	66.91	60.83
tblVehicleEF	LDT1	0.12	0.09
tblVehicleEF	LDT1	2.4790e-003	1.8800e-003
tblVehicleEF	LDT1	3.3490e-003	2.4490e-003
tblVehicleEF	LDT1	2.2820e-003	1.7290e-003
tblVehicleEF	LDT1	3.0800e-003	2.2520e-003
tblVehicleEF	LDT1	0.33	0.33
tblVehicleEF	LDT1	0.36	0.27
tblVehicleEF	LDT1	0.24	0.25
tblVehicleEF	LDT1	0.03	0.03
tblVehicleEF	LDT1	0.18	0.75
tblVehicleEF	LDT1	0.17	0.29
tblVehicleEF	LDT1	3.2290e-003	3.1320e-003
tblVehicleEF	LDT1	7.1100e-004	6.0200e-004
tblVehicleEF	LDT1	0.33	0.33
tblVehicleEF	LDT1	0.36	0.27
tblVehicleEF	LDT1	0.24	0.25
tblVehicleEF	LDT1	0.04	0.04
tblVehicleEF	LDT1	0.18	0.75
tblVehicleEF	LDT1	0.18	0.32
tblVehicleEF	LDT1	0.01	5.2030e-003
tblVehicleEF	LDT1	0.01	0.07
tblVehicleEF	LDT1	1.21	1.09
tblVehicleEF	LDT1	2.88	2.21
tblVehicleEF	LDT1	288.31	287.37
tblVehicleEF	LDT1	66.91	61.56
tblVehicleEF	LDT1	0.12	0.09

Merrill Commerce Center (Off-Site Utilities Infrastructure Construction - Unmitigated) - San Bernardino-South Coast County, Annual

tblVehicleEF	LDT1	2.4790e-003	1.8800e-003
tblVehicleEF	LDT1	3.3490e-003	2.4490e-003
tblVehicleEF	LDT1	2.2820e-003	1.7290e-003
tblVehicleEF	LDT1	3.0800e-003	2.2520e-003
tblVehicleEF	LDT1	0.17	0.17
tblVehicleEF	LDT1	0.34	0.25
tblVehicleEF	LDT1	0.10	0.11
tblVehicleEF	LDT1	0.03	0.02
tblVehicleEF	LDT1	0.21	0.88
tblVehicleEF	LDT1	0.20	0.35
tblVehicleEF	LDT1	2.8980e-003	2.8440e-003
tblVehicleEF	LDT1	7.2000e-004	6.0900e-004
tblVehicleEF	LDT1	0.17	0.17
tblVehicleEF	LDT1	0.34	0.25
tblVehicleEF	LDT1	0.10	0.11
tblVehicleEF	LDT1	0.04	0.03
tblVehicleEF	LDT1	0.21	0.88
tblVehicleEF	LDT1	0.22	0.38
tblVehicleEF	LDT2	5.3570e-003	3.4390e-003
tblVehicleEF	LDT2	6.4770e-003	0.06
tblVehicleEF	LDT2	0.71	0.83
tblVehicleEF	LDT2	1.39	2.58
tblVehicleEF	LDT2	328.11	308.59
tblVehicleEF	LDT2	74.12	65.18
tblVehicleEF	LDT2	0.07	0.07
tblVehicleEF	LDT2	1.7520e-003	1.4110e-003
tblVehicleEF	LDT2	2.4320e-003	1.7940e-003

Merrill Commerce Center (Off-Site Utilities Infrastructure Construction - Unmitigated) - San Bernardino-South Coast County, Annual

tblVehicleEF	LDT2	1.6110e-003	1.2980e-003
tblVehicleEF	LDT2	2.2360e-003	1.6500e-003
tblVehicleEF	LDT2	0.06	0.09
tblVehicleEF	LDT2	0.11	0.13
tblVehicleEF	LDT2	0.05	0.08
tblVehicleEF	LDT2	0.01	0.01
tblVehicleEF	LDT2	0.06	0.45
tblVehicleEF	LDT2	0.09	0.29
tblVehicleEF	LDT2	3.2870e-003	3.0530e-003
tblVehicleEF	LDT2	7.6500e-004	6.4500e-004
tblVehicleEF	LDT2	0.06	0.09
tblVehicleEF	LDT2	0.11	0.13
tblVehicleEF	LDT2	0.05	0.08
tblVehicleEF	LDT2	0.02	0.02
tblVehicleEF	LDT2	0.06	0.45
tblVehicleEF	LDT2	0.10	0.32
tblVehicleEF	LDT2	6.0780e-003	3.9290e-003
tblVehicleEF	LDT2	5.3990e-003	0.05
tblVehicleEF	LDT2	0.87	1.01
tblVehicleEF	LDT2	1.15	2.14
tblVehicleEF	LDT2	358.16	331.10
tblVehicleEF	LDT2	74.12	64.32
tblVehicleEF	LDT2	0.06	0.06
tblVehicleEF	LDT2	1.7520e-003	1.4110e-003
tblVehicleEF	LDT2	2.4320e-003	1.7940e-003
tblVehicleEF	LDT2	1.6110e-003	1.2980e-003
tblVehicleEF	LDT2	2.2360e-003	1.6500e-003

Merrill Commerce Center (Off-Site Utilities Infrastructure Construction - Unmitigated) - San Bernardino-South Coast County, Annual

tblVehicleEF	LDT2	0.12	0.19
tblVehicleEF	LDT2	0.13	0.16
tblVehicleEF	LDT2	0.10	0.16
tblVehicleEF	LDT2	0.02	0.02
tblVehicleEF	LDT2	0.06	0.45
tblVehicleEF	LDT2	0.07	0.25
tblVehicleEF	LDT2	3.5890e-003	3.2760e-003
tblVehicleEF	LDT2	7.6000e-004	6.3600e-004
tblVehicleEF	LDT2	0.12	0.19
tblVehicleEF	LDT2	0.13	0.16
tblVehicleEF	LDT2	0.10	0.16
tblVehicleEF	LDT2	0.02	0.02
tblVehicleEF	LDT2	0.06	0.45
tblVehicleEF	LDT2	0.08	0.27
tblVehicleEF	LDT2	5.2180e-003	3.3570e-003
tblVehicleEF	LDT2	6.4370e-003	0.06
tblVehicleEF	LDT2	0.67	0.78
tblVehicleEF	LDT2	1.37	2.54
tblVehicleEF	LDT2	321.03	303.26
tblVehicleEF	LDT2	74.12	65.10
tblVehicleEF	LDT2	0.07	0.07
tblVehicleEF	LDT2	1.7520e-003	1.4110e-003
tblVehicleEF	LDT2	2.4320e-003	1.7940e-003
tblVehicleEF	LDT2	1.6110e-003	1.2980e-003
tblVehicleEF	LDT2	2.2360e-003	1.6500e-003
tblVehicleEF	LDT2	0.06	0.09
tblVehicleEF	LDT2	0.12	0.15

Merrill Commerce Center (Off-Site Utilities Infrastructure Construction - Unmitigated) - San Bernardino-South Coast County, Annual

tblVehicleEF	LDT2	0.05	0.07
tblVehicleEF	LDT2	0.01	0.01
tblVehicleEF	LDT2	0.07	0.52
tblVehicleEF	LDT2	0.09	0.29
tblVehicleEF	LDT2	3.2150e-003	3.0000e-003
tblVehicleEF	LDT2	7.6400e-004	6.4400e-004
tblVehicleEF	LDT2	0.06	0.09
tblVehicleEF	LDT2	0.12	0.15
tblVehicleEF	LDT2	0.05	0.07
tblVehicleEF	LDT2	0.02	0.02
tblVehicleEF	LDT2	0.07	0.52
tblVehicleEF	LDT2	0.10	0.32
tblVehicleEF	LHD1	4.8470e-003	4.6170e-003
tblVehicleEF	LHD1	0.01	5.3670e-003
tblVehicleEF	LHD1	0.02	0.01
tblVehicleEF	LHD1	0.14	0.17
tblVehicleEF	LHD1	0.89	0.72
tblVehicleEF	LHD1	2.31	0.96
tblVehicleEF	LHD1	9.22	9.21
tblVehicleEF	LHD1	599.78	632.81
tblVehicleEF	LHD1	29.30	10.40
tblVehicleEF	LHD1	0.09	0.08
tblVehicleEF	LHD1	1.82	1.26
tblVehicleEF	LHD1	9.6000e-004	9.7300e-004
tblVehicleEF	LHD1	0.01	9.9970e-003
tblVehicleEF	LHD1	0.01	0.01
tblVehicleEF	LHD1	8.6900e-004	2.4100e-004

Merrill Commerce Center (Off-Site Utilities Infrastructure Construction - Unmitigated) - San Bernardino-South Coast County, Annual

tblVehicleEF	LHD1	9.1800e-004	9.3100e-004
tblVehicleEF	LHD1	2.5600e-003	2.4990e-003
tblVehicleEF	LHD1	0.01	9.5440e-003
tblVehicleEF	LHD1	7.9900e-004	2.2100e-004
tblVehicleEF	LHD1	3.4980e-003	2.8470e-003
tblVehicleEF	LHD1	0.11	0.08
tblVehicleEF	LHD1	0.02	0.02
tblVehicleEF	LHD1	1.7520e-003	1.4060e-003
tblVehicleEF	LHD1	0.08	0.06
tblVehicleEF	LHD1	0.35	0.55
tblVehicleEF	LHD1	0.24	0.07
tblVehicleEF	LHD1	9.2000e-005	8.9000e-005
tblVehicleEF	LHD1	5.8770e-003	6.1580e-003
tblVehicleEF	LHD1	3.3600e-004	1.0300e-004
tblVehicleEF	LHD1	3.4980e-003	2.8470e-003
tblVehicleEF	LHD1	0.11	0.08
tblVehicleEF	LHD1	0.02	0.03
tblVehicleEF	LHD1	1.7520e-003	1.4060e-003
tblVehicleEF	LHD1	0.09	0.07
tblVehicleEF	LHD1	0.35	0.55
tblVehicleEF	LHD1	0.26	0.08
tblVehicleEF	LHD1	4.8470e-003	4.6320e-003
tblVehicleEF	LHD1	0.01	5.4860e-003
tblVehicleEF	LHD1	0.02	0.01
tblVehicleEF	LHD1	0.14	0.17
tblVehicleEF	LHD1	0.91	0.73
tblVehicleEF	LHD1	2.16	0.90

Merrill Commerce Center (Off-Site Utilities Infrastructure Construction - Unmitigated) - San Bernardino-South Coast County, Annual

tblVehicleEF	LHD1	9.22	9.21
tblVehicleEF	LHD1	599.78	632.83
tblVehicleEF	LHD1	29.30	10.29
tblVehicleEF	LHD1	0.09	0.08
tblVehicleEF	LHD1	1.71	1.18
tblVehicleEF	LHD1	9.6000e-004	9.7300e-004
tblVehicleEF	LHD1	0.01	9.9970e-003
tblVehicleEF	LHD1	0.01	0.01
tblVehicleEF	LHD1	8.6900e-004	2.4100e-004
tblVehicleEF	LHD1	9.1800e-004	9.3100e-004
tblVehicleEF	LHD1	2.5600e-003	2.4990e-003
tblVehicleEF	LHD1	0.01	9.5440e-003
tblVehicleEF	LHD1	7.9900e-004	2.2100e-004
tblVehicleEF	LHD1	6.8610e-003	5.6090e-003
tblVehicleEF	LHD1	0.13	0.10
tblVehicleEF	LHD1	0.02	0.02
tblVehicleEF	LHD1	3.9020e-003	3.1720e-003
tblVehicleEF	LHD1	0.08	0.06
tblVehicleEF	LHD1	0.35	0.56
tblVehicleEF	LHD1	0.22	0.07
tblVehicleEF	LHD1	9.2000e-005	8.9000e-005
tblVehicleEF	LHD1	5.8770e-003	6.1580e-003
tblVehicleEF	LHD1	3.3400e-004	1.0200e-004
tblVehicleEF	LHD1	6.8610e-003	5.6090e-003
tblVehicleEF	LHD1	0.13	0.10
tblVehicleEF	LHD1	0.02	0.03
tblVehicleEF	LHD1	3.9020e-003	3.1720e-003

Merrill Commerce Center (Off-Site Utilities Infrastructure Construction - Unmitigated) - San Bernardino-South Coast County, Annual

tblVehicleEF	LHD1	0.09	0.07
tblVehicleEF	LHD1	0.35	0.56
tblVehicleEF	LHD1	0.24	0.07
tblVehicleEF	LHD1	4.8470e-003	4.6200e-003
tblVehicleEF	LHD1	0.01	5.3800e-003
tblVehicleEF	LHD1	0.02	0.01
tblVehicleEF	LHD1	0.14	0.17
tblVehicleEF	LHD1	0.89	0.72
tblVehicleEF	LHD1	2.27	0.95
tblVehicleEF	LHD1	9.22	9.21
tblVehicleEF	LHD1	599.78	632.81
tblVehicleEF	LHD1	29.30	10.37
tblVehicleEF	LHD1	0.09	0.08
tblVehicleEF	LHD1	1.79	1.24
tblVehicleEF	LHD1	9.6000e-004	9.7300e-004
tblVehicleEF	LHD1	0.01	9.9970e-003
tblVehicleEF	LHD1	0.01	0.01
tblVehicleEF	LHD1	8.6900e-004	2.4100e-004
tblVehicleEF	LHD1	9.1800e-004	9.3100e-004
tblVehicleEF	LHD1	2.5600e-003	2.4990e-003
tblVehicleEF	LHD1	0.01	9.5440e-003
tblVehicleEF	LHD1	7.9900e-004	2.2100e-004
tblVehicleEF	LHD1	3.7620e-003	3.1080e-003
tblVehicleEF	LHD1	0.12	0.09
tblVehicleEF	LHD1	0.02	0.02
tblVehicleEF	LHD1	1.7190e-003	1.3850e-003
tblVehicleEF	LHD1	0.08	0.06

Merrill Commerce Center (Off-Site Utilities Infrastructure Construction - Unmitigated) - San Bernardino-South Coast County, Annual

tblVehicleEF	LHD1	0.38	0.59
tblVehicleEF	LHD1	0.23	0.07
tblVehicleEF	LHD1	9.2000e-005	8.9000e-005
tblVehicleEF	LHD1	5.8770e-003	6.1580e-003
tblVehicleEF	LHD1	3.3600e-004	1.0300e-004
tblVehicleEF	LHD1	3.7620e-003	3.1080e-003
tblVehicleEF	LHD1	0.12	0.09
tblVehicleEF	LHD1	0.02	0.03
tblVehicleEF	LHD1	1.7190e-003	1.3850e-003
tblVehicleEF	LHD1	0.09	0.07
tblVehicleEF	LHD1	0.38	0.59
tblVehicleEF	LHD1	0.26	0.07
tblVehicleEF	LHD2	3.2790e-003	3.1180e-003
tblVehicleEF	LHD2	3.7300e-003	3.5830e-003
tblVehicleEF	LHD2	6.5990e-003	8.3140e-003
tblVehicleEF	LHD2	0.12	0.14
tblVehicleEF	LHD2	0.40	0.47
tblVehicleEF	LHD2	1.07	0.56
tblVehicleEF	LHD2	14.16	14.36
tblVehicleEF	LHD2	600.81	633.46
tblVehicleEF	LHD2	23.70	7.43
tblVehicleEF	LHD2	0.10	0.11
tblVehicleEF	LHD2	1.10	1.35
tblVehicleEF	LHD2	1.2350e-003	1.4280e-003
tblVehicleEF	LHD2	0.01	0.01
tblVehicleEF	LHD2	0.01	0.01
tblVehicleEF	LHD2	3.6900e-004	1.1500e-004

Merrill Commerce Center (Off-Site Utilities Infrastructure Construction - Unmitigated) - San Bernardino-South Coast County, Annual

tblVehicleEF	LHD2	1.1820e-003	1.3660e-003
tblVehicleEF	LHD2	2.6940e-003	2.7000e-003
tblVehicleEF	LHD2	0.01	0.01
tblVehicleEF	LHD2	3.3900e-004	1.0600e-004
tblVehicleEF	LHD2	1.1430e-003	1.3970e-003
tblVehicleEF	LHD2	0.03	0.04
tblVehicleEF	LHD2	0.01	0.02
tblVehicleEF	LHD2	6.3600e-004	7.4400e-004
tblVehicleEF	LHD2	0.05	0.06
tblVehicleEF	LHD2	0.07	0.25
tblVehicleEF	LHD2	0.09	0.04
tblVehicleEF	LHD2	1.3800e-004	1.3700e-004
tblVehicleEF	LHD2	5.8420e-003	6.1090e-003
tblVehicleEF	LHD2	2.5600e-004	7.4000e-005
tblVehicleEF	LHD2	1.1430e-003	1.3970e-003
tblVehicleEF	LHD2	0.03	0.04
tblVehicleEF	LHD2	0.02	0.02
tblVehicleEF	LHD2	6.3600e-004	7.4400e-004
tblVehicleEF	LHD2	0.06	0.07
tblVehicleEF	LHD2	0.07	0.25
tblVehicleEF	LHD2	0.10	0.04
tblVehicleEF	LHD2	3.2790e-003	3.1280e-003
tblVehicleEF	LHD2	3.7760e-003	3.6170e-003
tblVehicleEF	LHD2	6.3100e-003	7.9410e-003
tblVehicleEF	LHD2	0.12	0.14
tblVehicleEF	LHD2	0.40	0.47
tblVehicleEF	LHD2	1.01	0.53

Merrill Commerce Center (Off-Site Utilities Infrastructure Construction - Unmitigated) - San Bernardino-South Coast County, Annual

tblVehicleEF	LHD2	14.16	14.36
tblVehicleEF	LHD2	600.81	633.47
tblVehicleEF	LHD2	23.70	7.37
tblVehicleEF	LHD2	0.10	0.11
tblVehicleEF	LHD2	1.04	1.27
tblVehicleEF	LHD2	1.2350e-003	1.4280e-003
tblVehicleEF	LHD2	0.01	0.01
tblVehicleEF	LHD2	0.01	0.01
tblVehicleEF	LHD2	3.6900e-004	1.1500e-004
tblVehicleEF	LHD2	1.1820e-003	1.3660e-003
tblVehicleEF	LHD2	2.6940e-003	2.7000e-003
tblVehicleEF	LHD2	0.01	0.01
tblVehicleEF	LHD2	3.3900e-004	1.0600e-004
tblVehicleEF	LHD2	2.1960e-003	2.7020e-003
tblVehicleEF	LHD2	0.04	0.05
tblVehicleEF	LHD2	0.01	0.02
tblVehicleEF	LHD2	1.3570e-003	1.6140e-003
tblVehicleEF	LHD2	0.05	0.06
tblVehicleEF	LHD2	0.07	0.25
tblVehicleEF	LHD2	0.09	0.04
tblVehicleEF	LHD2	1.3800e-004	1.3700e-004
tblVehicleEF	LHD2	5.8420e-003	6.1090e-003
tblVehicleEF	LHD2	2.5500e-004	7.3000e-005
tblVehicleEF	LHD2	2.1960e-003	2.7020e-003
tblVehicleEF	LHD2	0.04	0.05
tblVehicleEF	LHD2	0.02	0.02
tblVehicleEF	LHD2	1.3570e-003	1.6140e-003

Merrill Commerce Center (Off-Site Utilities Infrastructure Construction - Unmitigated) - San Bernardino-South Coast County, Annual

tblVehicleEF	LHD2	0.06	0.07
tblVehicleEF	LHD2	0.07	0.25
tblVehicleEF	LHD2	0.09	0.04
tblVehicleEF	LHD2	3.2790e-003	3.1200e-003
tblVehicleEF	LHD2	3.7350e-003	3.5870e-003
tblVehicleEF	LHD2	6.5440e-003	8.2440e-003
tblVehicleEF	LHD2	0.12	0.14
tblVehicleEF	LHD2	0.40	0.47
tblVehicleEF	LHD2	1.06	0.56
tblVehicleEF	LHD2	14.16	14.36
tblVehicleEF	LHD2	600.81	633.47
tblVehicleEF	LHD2	23.70	7.42
tblVehicleEF	LHD2	0.10	0.11
tblVehicleEF	LHD2	1.09	1.33
tblVehicleEF	LHD2	1.2350e-003	1.4280e-003
tblVehicleEF	LHD2	0.01	0.01
tblVehicleEF	LHD2	0.01	0.01
tblVehicleEF	LHD2	3.6900e-004	1.1500e-004
tblVehicleEF	LHD2	1.1820e-003	1.3660e-003
tblVehicleEF	LHD2	2.6940e-003	2.7000e-003
tblVehicleEF	LHD2	0.01	0.01
tblVehicleEF	LHD2	3.3900e-004	1.0600e-004
tblVehicleEF	LHD2	1.1520e-003	1.4360e-003
tblVehicleEF	LHD2	0.04	0.05
tblVehicleEF	LHD2	0.01	0.02
tblVehicleEF	LHD2	6.2000e-004	7.2400e-004
tblVehicleEF	LHD2	0.05	0.06

Merrill Commerce Center (Off-Site Utilities Infrastructure Construction - Unmitigated) - San Bernardino-South Coast County, Annual

tblVehicleEF	LHD2	0.08	0.27
tblVehicleEF	LHD2	0.09	0.04
tblVehicleEF	LHD2	1.3800e-004	1.3700e-004
tblVehicleEF	LHD2	5.8420e-003	6.1090e-003
tblVehicleEF	LHD2	2.5600e-004	7.3000e-005
tblVehicleEF	LHD2	1.1520e-003	1.4360e-003
tblVehicleEF	LHD2	0.04	0.05
tblVehicleEF	LHD2	0.02	0.02
tblVehicleEF	LHD2	6.2000e-004	7.2400e-004
tblVehicleEF	LHD2	0.06	0.07
tblVehicleEF	LHD2	0.08	0.27
tblVehicleEF	LHD2	0.10	0.04
tblVehicleEF	MCY	0.44	0.33
tblVehicleEF	MCY	0.16	0.25
tblVehicleEF	MCY	19.74	19.97
tblVehicleEF	MCY	9.96	8.82
tblVehicleEF	MCY	169.37	211.12
tblVehicleEF	MCY	45.59	60.91
tblVehicleEF	MCY	1.15	1.16
tblVehicleEF	MCY	1.9350e-003	1.8990e-003
tblVehicleEF	MCY	3.3460e-003	2.8290e-003
tblVehicleEF	MCY	1.8090e-003	1.7750e-003
tblVehicleEF	MCY	3.1480e-003	2.6600e-003
tblVehicleEF	MCY	1.44	1.45
tblVehicleEF	MCY	0.81	0.82
tblVehicleEF	MCY	0.79	0.79
tblVehicleEF	MCY	2.20	2.21

Merrill Commerce Center (Off-Site Utilities Infrastructure Construction - Unmitigated) - San Bernardino-South Coast County, Annual

tblVehicleEF	MCY	0.47	1.89
tblVehicleEF	MCY	2.13	1.88
tblVehicleEF	MCY	2.0800e-003	2.0890e-003
tblVehicleEF	MCY	6.8100e-004	6.0300e-004
tblVehicleEF	MCY	1.44	1.45
tblVehicleEF	MCY	0.81	0.82
tblVehicleEF	MCY	0.79	0.79
tblVehicleEF	MCY	2.72	2.73
tblVehicleEF	MCY	0.47	1.89
tblVehicleEF	MCY	2.32	2.05
tblVehicleEF	MCY	0.43	0.32
tblVehicleEF	MCY	0.13	0.22
tblVehicleEF	MCY	19.87	20.11
tblVehicleEF	MCY	9.04	7.97
tblVehicleEF	MCY	169.37	211.15
tblVehicleEF	MCY	45.59	58.66
tblVehicleEF	MCY	0.98	0.98
tblVehicleEF	MCY	1.9350e-003	1.8990e-003
tblVehicleEF	MCY	3.3460e-003	2.8290e-003
tblVehicleEF	MCY	1.8090e-003	1.7750e-003
tblVehicleEF	MCY	3.1480e-003	2.6600e-003
tblVehicleEF	MCY	3.11	3.14
tblVehicleEF	MCY	1.24	1.27
tblVehicleEF	MCY	2.09	2.10
tblVehicleEF	MCY	2.15	2.16
tblVehicleEF	MCY	0.47	1.88
tblVehicleEF	MCY	1.84	1.62

Merrill Commerce Center (Off-Site Utilities Infrastructure Construction - Unmitigated) - San Bernardino-South Coast County, Annual

tblVehicleEF	MCY	2.0800e-003	2.0890e-003
tblVehicleEF	MCY	6.5700e-004	5.8000e-004
tblVehicleEF	MCY	3.11	3.14
tblVehicleEF	MCY	1.24	1.27
tblVehicleEF	MCY	2.09	2.10
tblVehicleEF	MCY	2.66	2.66
tblVehicleEF	MCY	0.47	1.88
tblVehicleEF	MCY	2.00	1.76
tblVehicleEF	MCY	0.43	0.32
tblVehicleEF	MCY	0.15	0.24
tblVehicleEF	MCY	18.88	19.09
tblVehicleEF	MCY	9.60	8.48
tblVehicleEF	MCY	169.37	209.60
tblVehicleEF	MCY	45.59	60.13
tblVehicleEF	MCY	1.11	1.12
tblVehicleEF	MCY	1.9350e-003	1.8990e-003
tblVehicleEF	MCY	3.3460e-003	2.8290e-003
tblVehicleEF	MCY	1.8090e-003	1.7750e-003
tblVehicleEF	MCY	3.1480e-003	2.6600e-003
tblVehicleEF	MCY	1.69	1.70
tblVehicleEF	MCY	1.09	1.10
tblVehicleEF	MCY	0.70	0.70
tblVehicleEF	MCY	2.17	2.18
tblVehicleEF	MCY	0.53	2.16
tblVehicleEF	MCY	2.06	1.81
tblVehicleEF	MCY	2.0660e-003	2.0740e-003
tblVehicleEF	MCY	6.7300e-004	5.9500e-004

Merrill Commerce Center (Off-Site Utilities Infrastructure Construction - Unmitigated) - San Bernardino-South Coast County, Annual

tblVehicleEF	MCY	1.69	1.70
tblVehicleEF	MCY	1.09	1.10
tblVehicleEF	MCY	0.70	0.70
tblVehicleEF	MCY	2.68	2.68
tblVehicleEF	MCY	0.53	2.16
tblVehicleEF	MCY	2.24	1.97
tblVehicleEF	MDV	0.01	4.3590e-003
tblVehicleEF	MDV	0.02	0.08
tblVehicleEF	MDV	1.13	0.93
tblVehicleEF	MDV	2.68	2.97
tblVehicleEF	MDV	455.56	385.79
tblVehicleEF	MDV	101.88	81.00
tblVehicleEF	MDV	0.14	0.09
tblVehicleEF	MDV	1.7950e-003	1.4890e-003
tblVehicleEF	MDV	2.4230e-003	1.8380e-003
tblVehicleEF	MDV	1.6540e-003	1.3740e-003
tblVehicleEF	MDV	2.2280e-003	1.6900e-003
tblVehicleEF	MDV	0.09	0.11
tblVehicleEF	MDV	0.19	0.16
tblVehicleEF	MDV	0.08	0.10
tblVehicleEF	MDV	0.03	0.02
tblVehicleEF	MDV	0.11	0.49
tblVehicleEF	MDV	0.20	0.37
tblVehicleEF	MDV	4.5620e-003	3.8140e-003
tblVehicleEF	MDV	1.0660e-003	8.0200e-004
tblVehicleEF	MDV	0.09	0.11
tblVehicleEF	MDV	0.19	0.16

Merrill Commerce Center (Off-Site Utilities Infrastructure Construction - Unmitigated) - San Bernardino-South Coast County, Annual

tblVehicleEF	MDV	0.08	0.10
tblVehicleEF	MDV	0.04	0.03
tblVehicleEF	MDV	0.11	0.49
tblVehicleEF	MDV	0.22	0.41
tblVehicleEF	MDV	0.01	4.9900e-003
tblVehicleEF	MDV	0.01	0.07
tblVehicleEF	MDV	1.38	1.14
tblVehicleEF	MDV	2.22	2.45
tblVehicleEF	MDV	495.92	409.60
tblVehicleEF	MDV	101.88	79.98
tblVehicleEF	MDV	0.13	0.08
tblVehicleEF	MDV	1.7950e-003	1.4890e-003
tblVehicleEF	MDV	2.4230e-003	1.8380e-003
tblVehicleEF	MDV	1.6540e-003	1.3740e-003
tblVehicleEF	MDV	2.2280e-003	1.6900e-003
tblVehicleEF	MDV	0.19	0.22
tblVehicleEF	MDV	0.22	0.18
tblVehicleEF	MDV	0.17	0.20
tblVehicleEF	MDV	0.03	0.02
tblVehicleEF	MDV	0.11	0.49
tblVehicleEF	MDV	0.17	0.31
tblVehicleEF	MDV	4.9690e-003	4.0490e-003
tblVehicleEF	MDV	1.0570e-003	7.9200e-004
tblVehicleEF	MDV	0.19	0.22
tblVehicleEF	MDV	0.22	0.18
tblVehicleEF	MDV	0.17	0.20
tblVehicleEF	MDV	0.04	0.03

Merrill Commerce Center (Off-Site Utilities Infrastructure Construction - Unmitigated) - San Bernardino-South Coast County, Annual

tblVehicleEF	MDV	0.11	0.49
tblVehicleEF	MDV	0.19	0.34
tblVehicleEF	MDV	0.01	4.2510e-003
tblVehicleEF	MDV	0.01	0.08
tblVehicleEF	MDV	1.07	0.88
tblVehicleEF	MDV	2.64	2.92
tblVehicleEF	MDV	446.15	380.15
tblVehicleEF	MDV	101.88	80.92
tblVehicleEF	MDV	0.13	0.08
tblVehicleEF	MDV	1.7950e-003	1.4890e-003
tblVehicleEF	MDV	2.4230e-003	1.8380e-003
tblVehicleEF	MDV	1.6540e-003	1.3740e-003
tblVehicleEF	MDV	2.2280e-003	1.6900e-003
tblVehicleEF	MDV	0.09	0.11
tblVehicleEF	MDV	0.21	0.17
tblVehicleEF	MDV	0.08	0.09
tblVehicleEF	MDV	0.03	0.02
tblVehicleEF	MDV	0.12	0.56
tblVehicleEF	MDV	0.20	0.37
tblVehicleEF	MDV	4.4680e-003	3.7580e-003
tblVehicleEF	MDV	1.0650e-003	8.0100e-004
tblVehicleEF	MDV	0.09	0.11
tblVehicleEF	MDV	0.21	0.17
tblVehicleEF	MDV	0.08	0.09
tblVehicleEF	MDV	0.04	0.03
tblVehicleEF	MDV	0.12	0.56
tblVehicleEF	MDV	0.22	0.41

Merrill Commerce Center (Off-Site Utilities Infrastructure Construction - Unmitigated) - San Bernardino-South Coast County, Annual

tblVehicleEF	MH	0.03	3.6900e-003
tblVehicleEF	MH	0.02	0.00
tblVehicleEF	MH	2.16	0.34
tblVehicleEF	MH	5.58	0.00
tblVehicleEF	MH	1,051.62	939.00
tblVehicleEF	MH	58.77	0.00
tblVehicleEF	MH	1.36	4.26
tblVehicleEF	MH	0.01	0.02
tblVehicleEF	MH	0.03	0.13
tblVehicleEF	MH	1.0410e-003	0.00
tblVehicleEF	MH	3.2250e-003	4.0000e-003
tblVehicleEF	MH	0.03	0.12
tblVehicleEF	MH	9.5800e-004	0.00
tblVehicleEF	MH	1.28	0.00
tblVehicleEF	MH	0.08	0.00
tblVehicleEF	MH	0.45	0.00
tblVehicleEF	MH	0.08	0.08
tblVehicleEF	MH	0.03	0.00
tblVehicleEF	MH	0.32	0.00
tblVehicleEF	MH	0.01	8.8770e-003
tblVehicleEF	MH	6.8500e-004	0.00
tblVehicleEF	MH	1.28	0.00
tblVehicleEF	MH	0.08	0.00
tblVehicleEF	MH	0.45	0.00
tblVehicleEF	MH	0.11	0.09
tblVehicleEF	MH	0.03	0.00
tblVehicleEF	MH	0.35	0.00

Merrill Commerce Center (Off-Site Utilities Infrastructure Construction - Unmitigated) - San Bernardino-South Coast County, Annual

tblVehicleEF	MH	0.03	3.6900e-003
tblVehicleEF	MH	0.02	0.00
tblVehicleEF	MH	2.24	0.34
tblVehicleEF	MH	5.08	0.00
tblVehicleEF	MH	1,051.62	939.00
tblVehicleEF	MH	58.77	0.00
tblVehicleEF	MH	1.24	4.00
tblVehicleEF	MH	0.01	0.02
tblVehicleEF	MH	0.03	0.13
tblVehicleEF	MH	1.0410e-003	0.00
tblVehicleEF	MH	3.2250e-003	4.0000e-003
tblVehicleEF	MH	0.03	0.12
tblVehicleEF	MH	9.5800e-004	0.00
tblVehicleEF	MH	2.51	0.00
tblVehicleEF	MH	0.09	0.00
tblVehicleEF	MH	1.05	0.00
tblVehicleEF	MH	0.08	0.08
tblVehicleEF	MH	0.03	0.00
tblVehicleEF	MH	0.30	0.00
tblVehicleEF	MH	0.01	8.8770e-003
tblVehicleEF	MH	6.7600e-004	0.00
tblVehicleEF	MH	2.51	0.00
tblVehicleEF	MH	0.09	0.00
tblVehicleEF	MH	1.05	0.00
tblVehicleEF	MH	0.12	0.09
tblVehicleEF	MH	0.03	0.00
tblVehicleEF	MH	0.33	0.00

Merrill Commerce Center (Off-Site Utilities Infrastructure Construction - Unmitigated) - San Bernardino-South Coast County, Annual

tblVehicleEF	MH	0.03	3.6900e-003
tblVehicleEF	MH	0.02	0.00
tblVehicleEF	MH	2.17	0.34
tblVehicleEF	MH	5.52	0.00
tblVehicleEF	MH	1,051.62	939.00
tblVehicleEF	MH	58.77	0.00
tblVehicleEF	MH	1.33	4.19
tblVehicleEF	MH	0.01	0.02
tblVehicleEF	MH	0.03	0.13
tblVehicleEF	MH	1.0410e-003	0.00
tblVehicleEF	MH	3.2250e-003	4.0000e-003
tblVehicleEF	MH	0.03	0.12
tblVehicleEF	MH	9.5800e-004	0.00
tblVehicleEF	MH	1.50	0.00
tblVehicleEF	MH	0.10	0.00
tblVehicleEF	MH	0.46	0.00
tblVehicleEF	MH	0.08	0.08
tblVehicleEF	MH	0.03	0.00
tblVehicleEF	MH	0.32	0.00
tblVehicleEF	MH	0.01	8.8770e-003
tblVehicleEF	MH	6.8400e-004	0.00
tblVehicleEF	MH	1.50	0.00
tblVehicleEF	MH	0.10	0.00
tblVehicleEF	MH	0.46	0.00
tblVehicleEF	MH	0.11	0.09
tblVehicleEF	MH	0.03	0.00
tblVehicleEF	MH	0.35	0.00

Merrill Commerce Center (Off-Site Utilities Infrastructure Construction - Unmitigated) - San Bernardino-South Coast County, Annual

tblVehicleEF	MHD	0.02	3.0880e-003
tblVehicleEF	MHD	2.6000e-003	1.2060e-003
tblVehicleEF	MHD	0.04	7.8410e-003
tblVehicleEF	MHD	0.30	0.34
tblVehicleEF	MHD	0.23	0.16
tblVehicleEF	MHD	4.34	0.86
tblVehicleEF	MHD	155.87	64.48
tblVehicleEF	MHD	1,101.40	956.24
tblVehicleEF	MHD	50.42	7.77
tblVehicleEF	MHD	0.42	0.35
tblVehicleEF	MHD	0.64	1.01
tblVehicleEF	MHD	1.0400e-004	2.8300e-004
tblVehicleEF	MHD	2.7700e-003	7.5800e-003
tblVehicleEF	MHD	6.8900e-004	9.0000e-005
tblVehicleEF	MHD	9.9000e-005	2.7100e-004
tblVehicleEF	MHD	2.6470e-003	7.2480e-003
tblVehicleEF	MHD	6.3400e-004	8.3000e-005
tblVehicleEF	MHD	1.0590e-003	4.8600e-004
tblVehicleEF	MHD	0.04	0.02
tblVehicleEF	MHD	0.02	0.02
tblVehicleEF	MHD	5.6000e-004	2.5600e-004
tblVehicleEF	MHD	0.03	0.01
tblVehicleEF	MHD	0.01	0.09
tblVehicleEF	MHD	0.27	0.04
tblVehicleEF	MHD	1.4970e-003	6.1200e-004
tblVehicleEF	MHD	0.01	9.1120e-003
tblVehicleEF	MHD	5.8000e-004	7.7000e-005

Merrill Commerce Center (Off-Site Utilities Infrastructure Construction - Unmitigated) - San Bernardino-South Coast County, Annual

tblVehicleEF	MHD	1.0590e-003	4.8600e-004
tblVehicleEF	MHD	0.04	0.02
tblVehicleEF	MHD	0.03	0.02
tblVehicleEF	MHD	5.6000e-004	2.5600e-004
tblVehicleEF	MHD	0.03	0.01
tblVehicleEF	MHD	0.01	0.09
tblVehicleEF	MHD	0.29	0.04
tblVehicleEF	MHD	0.01	2.9410e-003
tblVehicleEF	MHD	2.6390e-003	1.2330e-003
tblVehicleEF	MHD	0.04	7.4810e-003
tblVehicleEF	MHD	0.22	0.29
tblVehicleEF	MHD	0.23	0.17
tblVehicleEF	MHD	4.06	0.80
tblVehicleEF	MHD	165.10	64.29
tblVehicleEF	MHD	1,101.40	956.24
tblVehicleEF	MHD	50.42	7.68
tblVehicleEF	MHD	0.44	0.34
tblVehicleEF	MHD	0.60	0.95
tblVehicleEF	MHD	8.7000e-005	2.4200e-004
tblVehicleEF	MHD	2.7700e-003	7.5800e-003
tblVehicleEF	MHD	6.8900e-004	9.0000e-005
tblVehicleEF	MHD	8.4000e-005	2.3100e-004
tblVehicleEF	MHD	2.6470e-003	7.2480e-003
tblVehicleEF	MHD	6.3400e-004	8.3000e-005
tblVehicleEF	MHD	2.0770e-003	9.5400e-004
tblVehicleEF	MHD	0.04	0.02
tblVehicleEF	MHD	0.02	0.02

Merrill Commerce Center (Off-Site Utilities Infrastructure Construction - Unmitigated) - San Bernardino-South Coast County, Annual

tblVehicleEF	MHD	1.2630e-003	5.7800e-004
tblVehicleEF	MHD	0.03	0.01
tblVehicleEF	MHD	0.01	0.09
tblVehicleEF	MHD	0.25	0.04
tblVehicleEF	MHD	1.5840e-003	6.1000e-004
tblVehicleEF	MHD	0.01	9.1120e-003
tblVehicleEF	MHD	5.7500e-004	7.6000e-005
tblVehicleEF	MHD	2.0770e-003	9.5400e-004
tblVehicleEF	MHD	0.04	0.02
tblVehicleEF	MHD	0.03	0.02
tblVehicleEF	MHD	1.2630e-003	5.7800e-004
tblVehicleEF	MHD	0.03	0.01
tblVehicleEF	MHD	0.01	0.09
tblVehicleEF	MHD	0.28	0.04
tblVehicleEF	MHD	0.02	3.3060e-003
tblVehicleEF	MHD	2.6040e-003	1.2080e-003
tblVehicleEF	MHD	0.04	7.7490e-003
tblVehicleEF	MHD	0.41	0.40
tblVehicleEF	MHD	0.23	0.16
tblVehicleEF	MHD	4.27	0.85
tblVehicleEF	MHD	143.11	64.74
tblVehicleEF	MHD	1,101.40	956.24
tblVehicleEF	MHD	50.42	7.75
tblVehicleEF	MHD	0.40	0.37
tblVehicleEF	MHD	0.63	0.99
tblVehicleEF	MHD	1.2600e-004	3.4100e-004
tblVehicleEF	MHD	2.7700e-003	7.5800e-003

Merrill Commerce Center (Off-Site Utilities Infrastructure Construction - Unmitigated) - San Bernardino-South Coast County, Annual

tblVehicleEF	MHD	6.8900e-004	9.0000e-005
tblVehicleEF	MHD	1.2100e-004	3.2600e-004
tblVehicleEF	MHD	2.6470e-003	7.2480e-003
tblVehicleEF	MHD	6.3400e-004	8.3000e-005
tblVehicleEF	MHD	1.1160e-003	5.1400e-004
tblVehicleEF	MHD	0.04	0.02
tblVehicleEF	MHD	0.02	0.02
tblVehicleEF	MHD	5.4700e-004	2.5000e-004
tblVehicleEF	MHD	0.03	0.01
tblVehicleEF	MHD	0.02	0.10
tblVehicleEF	MHD	0.26	0.04
tblVehicleEF	MHD	1.3770e-003	6.1400e-004
tblVehicleEF	MHD	0.01	9.1120e-003
tblVehicleEF	MHD	5.7900e-004	7.7000e-005
tblVehicleEF	MHD	1.1160e-003	5.1400e-004
tblVehicleEF	MHD	0.04	0.02
tblVehicleEF	MHD	0.03	0.02
tblVehicleEF	MHD	5.4700e-004	2.5000e-004
tblVehicleEF	MHD	0.03	0.01
tblVehicleEF	MHD	0.02	0.10
tblVehicleEF	MHD	0.29	0.04
tblVehicleEF	OBUS	0.01	9.0290e-003
tblVehicleEF	OBUS	7.2410e-003	6.3900e-003
tblVehicleEF	OBUS	0.03	0.02
tblVehicleEF	OBUS	0.24	0.50
tblVehicleEF	OBUS	0.47	0.76
tblVehicleEF	OBUS	5.59	2.60

Merrill Commerce Center (Off-Site Utilities Infrastructure Construction - Unmitigated) - San Bernardino-South Coast County, Annual

tblVehicleEF	OBUS	65.08	64.96
tblVehicleEF	OBUS	1,122.26	1,426.10
tblVehicleEF	OBUS	70.20	21.19
tblVehicleEF	OBUS	0.12	0.23
tblVehicleEF	OBUS	0.45	0.90
tblVehicleEF	OBUS	1.1000e-005	7.7000e-005
tblVehicleEF	OBUS	1.9630e-003	6.3040e-003
tblVehicleEF	OBUS	9.4500e-004	2.3600e-004
tblVehicleEF	OBUS	1.1000e-005	7.4000e-005
tblVehicleEF	OBUS	1.8550e-003	6.0110e-003
tblVehicleEF	OBUS	8.6900e-004	2.1700e-004
tblVehicleEF	OBUS	1.9890e-003	2.7750e-003
tblVehicleEF	OBUS	0.02	0.03
tblVehicleEF	OBUS	0.03	0.05
tblVehicleEF	OBUS	8.6300e-004	1.1530e-003
tblVehicleEF	OBUS	0.03	0.03
tblVehicleEF	OBUS	0.05	0.32
tblVehicleEF	OBUS	0.34	0.12
tblVehicleEF	OBUS	6.3300e-004	6.2000e-004
tblVehicleEF	OBUS	0.01	0.01
tblVehicleEF	OBUS	8.0000e-004	2.1000e-004
tblVehicleEF	OBUS	1.9890e-003	2.7750e-003
tblVehicleEF	OBUS	0.02	0.03
tblVehicleEF	OBUS	0.04	0.06
tblVehicleEF	OBUS	8.6300e-004	1.1530e-003
tblVehicleEF	OBUS	0.04	0.05
tblVehicleEF	OBUS	0.05	0.32

Merrill Commerce Center (Off-Site Utilities Infrastructure Construction - Unmitigated) - San Bernardino-South Coast County, Annual

tblVehicleEF	OBUS	0.38	0.14
tblVehicleEF	OBUS	0.01	9.1020e-003
tblVehicleEF	OBUS	7.4380e-003	6.5800e-003
tblVehicleEF	OBUS	0.03	0.02
tblVehicleEF	OBUS	0.24	0.49
tblVehicleEF	OBUS	0.49	0.79
tblVehicleEF	OBUS	5.12	2.38
tblVehicleEF	OBUS	67.92	64.29
tblVehicleEF	OBUS	1,122.26	1,426.14
tblVehicleEF	OBUS	70.20	20.83
tblVehicleEF	OBUS	0.13	0.22
tblVehicleEF	OBUS	0.41	0.82
tblVehicleEF	OBUS	9.0000e-006	6.8000e-005
tblVehicleEF	OBUS	1.9630e-003	6.3040e-003
tblVehicleEF	OBUS	9.4500e-004	2.3600e-004
tblVehicleEF	OBUS	9.0000e-006	6.5000e-005
tblVehicleEF	OBUS	1.8550e-003	6.0110e-003
tblVehicleEF	OBUS	8.6900e-004	2.1700e-004
tblVehicleEF	OBUS	3.8500e-003	5.3940e-003
tblVehicleEF	OBUS	0.02	0.03
tblVehicleEF	OBUS	0.03	0.05
tblVehicleEF	OBUS	1.9610e-003	2.6310e-003
tblVehicleEF	OBUS	0.03	0.03
tblVehicleEF	OBUS	0.05	0.32
tblVehicleEF	OBUS	0.32	0.12
tblVehicleEF	OBUS	6.6000e-004	6.1400e-004
tblVehicleEF	OBUS	0.01	0.01

Merrill Commerce Center (Off-Site Utilities Infrastructure Construction - Unmitigated) - San Bernardino-South Coast County, Annual

tblVehicleEF	OBUS	7.9200e-004	2.0600e-004
tblVehicleEF	OBUS	3.8500e-003	5.3940e-003
tblVehicleEF	OBUS	0.02	0.03
tblVehicleEF	OBUS	0.04	0.06
tblVehicleEF	OBUS	1.9610e-003	2.6310e-003
tblVehicleEF	OBUS	0.04	0.05
tblVehicleEF	OBUS	0.05	0.32
tblVehicleEF	OBUS	0.36	0.13
tblVehicleEF	OBUS	0.01	8.9680e-003
tblVehicleEF	OBUS	7.2610e-003	6.4110e-003
tblVehicleEF	OBUS	0.03	0.02
tblVehicleEF	OBUS	0.25	0.50
tblVehicleEF	OBUS	0.48	0.77
tblVehicleEF	OBUS	5.55	2.58
tblVehicleEF	OBUS	61.15	65.88
tblVehicleEF	OBUS	1,122.26	1,426.10
tblVehicleEF	OBUS	70.20	21.16
tblVehicleEF	OBUS	0.12	0.25
tblVehicleEF	OBUS	0.44	0.88
tblVehicleEF	OBUS	1.4000e-005	8.9000e-005
tblVehicleEF	OBUS	1.9630e-003	6.3040e-003
tblVehicleEF	OBUS	9.4500e-004	2.3600e-004
tblVehicleEF	OBUS	1.3000e-005	8.5000e-005
tblVehicleEF	OBUS	1.8550e-003	6.0110e-003
tblVehicleEF	OBUS	8.6900e-004	2.1700e-004
tblVehicleEF	OBUS	2.0720e-003	2.9560e-003
tblVehicleEF	OBUS	0.02	0.03

Merrill Commerce Center (Off-Site Utilities Infrastructure Construction - Unmitigated) - San Bernardino-South Coast County, Annual

tblVehicleEF	OBUS	0.03	0.05
tblVehicleEF	OBUS	8.6200e-004	1.1590e-003
tblVehicleEF	OBUS	0.03	0.03
tblVehicleEF	OBUS	0.05	0.34
tblVehicleEF	OBUS	0.34	0.12
tblVehicleEF	OBUS	5.9600e-004	6.2900e-004
tblVehicleEF	OBUS	0.01	0.01
tblVehicleEF	OBUS	7.9900e-004	2.0900e-004
tblVehicleEF	OBUS	2.0720e-003	2.9560e-003
tblVehicleEF	OBUS	0.02	0.03
tblVehicleEF	OBUS	0.04	0.06
tblVehicleEF	OBUS	8.6200e-004	1.1590e-003
tblVehicleEF	OBUS	0.04	0.05
tblVehicleEF	OBUS	0.05	0.34
tblVehicleEF	OBUS	0.38	0.14
tblVehicleEF	SBUS	0.83	0.04
tblVehicleEF	SBUS	9.2120e-003	5.9790e-003
tblVehicleEF	SBUS	0.06	4.3250e-003
tblVehicleEF	SBUS	5.90	2.05
tblVehicleEF	SBUS	0.56	0.51
tblVehicleEF	SBUS	5.13	0.57
tblVehicleEF	SBUS	1,231.15	333.61
tblVehicleEF	SBUS	1,120.79	1,098.25
tblVehicleEF	SBUS	39.22	3.39
tblVehicleEF	SBUS	10.14	3.15
tblVehicleEF	SBUS	3.99	4.52
tblVehicleEF	SBUS	9.1600e-003	3.2820e-003

Merrill Commerce Center (Off-Site Utilities Infrastructure Construction - Unmitigated) - San Bernardino-South Coast County, Annual

tblVehicleEF	SBUS	0.01	0.01
tblVehicleEF	SBUS	0.02	0.03
tblVehicleEF	SBUS	5.6800e-004	3.3000e-005
tblVehicleEF	SBUS	8.7640e-003	3.1400e-003
tblVehicleEF	SBUS	2.7400e-003	2.7500e-003
tblVehicleEF	SBUS	0.02	0.02
tblVehicleEF	SBUS	5.2200e-004	3.0000e-005
tblVehicleEF	SBUS	2.9390e-003	7.2900e-004
tblVehicleEF	SBUS	0.02	5.5220e-003
tblVehicleEF	SBUS	0.70	0.21
tblVehicleEF	SBUS	1.3780e-003	3.6500e-004
tblVehicleEF	SBUS	0.10	0.09
tblVehicleEF	SBUS	9.1030e-003	0.03
tblVehicleEF	SBUS	0.27	0.02
tblVehicleEF	SBUS	0.01	3.1720e-003
tblVehicleEF	SBUS	0.01	0.01
tblVehicleEF	SBUS	4.8100e-004	3.4000e-005
tblVehicleEF	SBUS	2.9390e-003	7.2900e-004
tblVehicleEF	SBUS	0.02	5.5220e-003
tblVehicleEF	SBUS	1.00	0.30
tblVehicleEF	SBUS	1.3780e-003	3.6500e-004
tblVehicleEF	SBUS	0.12	0.10
tblVehicleEF	SBUS	9.1030e-003	0.03
tblVehicleEF	SBUS	0.29	0.03
tblVehicleEF	SBUS	0.83	0.05
tblVehicleEF	SBUS	9.3730e-003	6.0530e-003
tblVehicleEF	SBUS	0.05	3.5770e-003

Merrill Commerce Center (Off-Site Utilities Infrastructure Construction - Unmitigated) - San Bernardino-South Coast County, Annual

tblVehicleEF	SBUS	5.77	2.01
tblVehicleEF	SBUS	0.57	0.52
tblVehicleEF	SBUS	3.51	0.40
tblVehicleEF	SBUS	1,292.80	340.36
tblVehicleEF	SBUS	1,120.79	1,098.26
tblVehicleEF	SBUS	39.22	3.11
tblVehicleEF	SBUS	10.46	3.21
tblVehicleEF	SBUS	3.74	4.23
tblVehicleEF	SBUS	7.7220e-003	2.7750e-003
tblVehicleEF	SBUS	0.01	0.01
tblVehicleEF	SBUS	0.02	0.03
tblVehicleEF	SBUS	5.6800e-004	3.3000e-005
tblVehicleEF	SBUS	7.3880e-003	2.6550e-003
tblVehicleEF	SBUS	2.7400e-003	2.7500e-003
tblVehicleEF	SBUS	0.02	0.02
tblVehicleEF	SBUS	5.2200e-004	3.0000e-005
tblVehicleEF	SBUS	5.5960e-003	1.3160e-003
tblVehicleEF	SBUS	0.02	5.7640e-003
tblVehicleEF	SBUS	0.70	0.21
tblVehicleEF	SBUS	2.9710e-003	7.0300e-004
tblVehicleEF	SBUS	0.10	0.09
tblVehicleEF	SBUS	8.3110e-003	0.03
tblVehicleEF	SBUS	0.22	0.02
tblVehicleEF	SBUS	0.01	3.2360e-003
tblVehicleEF	SBUS	0.01	0.01
tblVehicleEF	SBUS	4.5400e-004	3.1000e-005
tblVehicleEF	SBUS	5.5960e-003	1.3160e-003

Merrill Commerce Center (Off-Site Utilities Infrastructure Construction - Unmitigated) - San Bernardino-South Coast County, Annual

tblVehicleEF	SBUS	0.02	5.7640e-003
tblVehicleEF	SBUS	1.00	0.30
tblVehicleEF	SBUS	2.9710e-003	7.0300e-004
tblVehicleEF	SBUS	0.12	0.10
tblVehicleEF	SBUS	8.3110e-003	0.03
tblVehicleEF	SBUS	0.24	0.02
tblVehicleEF	SBUS	0.83	0.04
tblVehicleEF	SBUS	9.2160e-003	5.9750e-003
tblVehicleEF	SBUS	0.06	4.4250e-003
tblVehicleEF	SBUS	6.08	2.09
tblVehicleEF	SBUS	0.56	0.51
tblVehicleEF	SBUS	5.17	0.59
tblVehicleEF	SBUS	1,146.01	324.30
tblVehicleEF	SBUS	1,120.79	1,098.25
tblVehicleEF	SBUS	39.22	3.42
tblVehicleEF	SBUS	9.69	3.08
tblVehicleEF	SBUS	3.93	4.45
tblVehicleEF	SBUS	0.01	3.9810e-003
tblVehicleEF	SBUS	0.01	0.01
tblVehicleEF	SBUS	0.02	0.03
tblVehicleEF	SBUS	5.6800e-004	3.3000e-005
tblVehicleEF	SBUS	0.01	3.8090e-003
tblVehicleEF	SBUS	2.7400e-003	2.7500e-003
tblVehicleEF	SBUS	0.02	0.02
tblVehicleEF	SBUS	5.2200e-004	3.0000e-005
tblVehicleEF	SBUS	2.8670e-003	6.8400e-004
tblVehicleEF	SBUS	0.02	5.6560e-003

Merrill Commerce Center (Off-Site Utilities Infrastructure Construction - Unmitigated) - San Bernardino-South Coast County, Annual

tblVehicleEF	SBUS	0.70	0.21
tblVehicleEF	SBUS	1.3540e-003	3.6500e-004
tblVehicleEF	SBUS	0.10	0.09
tblVehicleEF	SBUS	0.01	0.04
tblVehicleEF	SBUS	0.27	0.03
tblVehicleEF	SBUS	0.01	3.0840e-003
tblVehicleEF	SBUS	0.01	0.01
tblVehicleEF	SBUS	4.8200e-004	3.4000e-005
tblVehicleEF	SBUS	2.8670e-003	6.8400e-004
tblVehicleEF	SBUS	0.02	5.6560e-003
tblVehicleEF	SBUS	1.01	0.30
tblVehicleEF	SBUS	1.3540e-003	3.6500e-004
tblVehicleEF	SBUS	0.12	0.10
tblVehicleEF	SBUS	0.01	0.04
tblVehicleEF	SBUS	0.30	0.03
tblVehicleEF	UBUS	1.62	4.21
tblVehicleEF	UBUS	0.08	0.02
tblVehicleEF	UBUS	8.33	32.79
tblVehicleEF	UBUS	13.39	1.42
tblVehicleEF	UBUS	1,818.42	1,717.93
tblVehicleEF	UBUS	138.62	16.41
tblVehicleEF	UBUS	4.85	0.36
tblVehicleEF	UBUS	0.51	0.08
tblVehicleEF	UBUS	0.01	0.03
tblVehicleEF	UBUS	0.05	2.7160e-003
tblVehicleEF	UBUS	1.4450e-003	2.1400e-004
tblVehicleEF	UBUS	0.22	0.03

Merrill Commerce Center (Off-Site Utilities Infrastructure Construction - Unmitigated) - San Bernardino-South Coast County, Annual

tblVehicleEF	UBUS	3.0000e-003	6.3130e-003
tblVehicleEF	UBUS	0.05	2.5810e-003
tblVehicleEF	UBUS	1.3280e-003	1.9700e-004
tblVehicleEF	UBUS	7.4710e-003	1.3640e-003
tblVehicleEF	UBUS	0.10	6.9600e-003
tblVehicleEF	UBUS	3.6930e-003	5.6300e-004
tblVehicleEF	UBUS	0.49	0.06
tblVehicleEF	UBUS	0.02	0.03
tblVehicleEF	UBUS	1.10	0.06
tblVehicleEF	UBUS	9.7450e-003	3.7420e-003
tblVehicleEF	UBUS	1.6300e-003	1.6200e-004
tblVehicleEF	UBUS	7.4710e-003	1.3640e-003
tblVehicleEF	UBUS	0.10	6.9600e-003
tblVehicleEF	UBUS	3.6930e-003	5.6300e-004
tblVehicleEF	UBUS	2.17	4.30
tblVehicleEF	UBUS	0.02	0.03
tblVehicleEF	UBUS	1.20	0.07
tblVehicleEF	UBUS	1.63	4.21
tblVehicleEF	UBUS	0.07	0.01
tblVehicleEF	UBUS	8.41	32.79
tblVehicleEF	UBUS	11.00	1.16
tblVehicleEF	UBUS	1,818.42	1,717.93
tblVehicleEF	UBUS	138.62	15.99
tblVehicleEF	UBUS	4.50	0.35
tblVehicleEF	UBUS	0.51	0.08
tblVehicleEF	UBUS	0.01	0.03
tblVehicleEF	UBUS	0.05	2.7160e-003

Merrill Commerce Center (Off-Site Utilities Infrastructure Construction - Unmitigated) - San Bernardino-South Coast County, Annual

tblVehicleEF	UBUS	1.4450e-003	2.1400e-004
tblVehicleEF	UBUS	0.22	0.03
tblVehicleEF	UBUS	3.0000e-003	6.3130e-003
tblVehicleEF	UBUS	0.05	2.5810e-003
tblVehicleEF	UBUS	1.3280e-003	1.9700e-004
tblVehicleEF	UBUS	0.01	2.6290e-003
tblVehicleEF	UBUS	0.13	9.1640e-003
tblVehicleEF	UBUS	8.6540e-003	1.3450e-003
tblVehicleEF	UBUS	0.50	0.06
tblVehicleEF	UBUS	0.02	0.02
tblVehicleEF	UBUS	0.98	0.06
tblVehicleEF	UBUS	9.7470e-003	3.7420e-003
tblVehicleEF	UBUS	1.5890e-003	1.5800e-004
tblVehicleEF	UBUS	0.01	2.6290e-003
tblVehicleEF	UBUS	0.13	9.1640e-003
tblVehicleEF	UBUS	8.6540e-003	1.3450e-003
tblVehicleEF	UBUS	2.18	4.30
tblVehicleEF	UBUS	0.02	0.02
tblVehicleEF	UBUS	1.07	0.06
tblVehicleEF	UBUS	1.62	4.21
tblVehicleEF	UBUS	0.08	0.02
tblVehicleEF	UBUS	8.34	32.79
tblVehicleEF	UBUS	12.95	1.38
tblVehicleEF	UBUS	1,818.42	1,717.93
tblVehicleEF	UBUS	138.62	16.36
tblVehicleEF	UBUS	4.76	0.36
tblVehicleEF	UBUS	0.51	0.08

Merrill Commerce Center (Off-Site Utilities Infrastructure Construction - Unmitigated) - San Bernardino-South Coast County, Annual

tblVehicleEF	UBUS	0.01	0.03
tblVehicleEF	UBUS	0.05	2.7160e-003
tblVehicleEF	UBUS	1.4450e-003	2.1400e-004
tblVehicleEF	UBUS	0.22	0.03
tblVehicleEF	UBUS	3.0000e-003	6.3130e-003
tblVehicleEF	UBUS	0.05	2.5810e-003
tblVehicleEF	UBUS	1.3280e-003	1.9700e-004
tblVehicleEF	UBUS	8.4070e-003	1.4850e-003
tblVehicleEF	UBUS	0.13	8.1120e-003
tblVehicleEF	UBUS	3.8160e-003	5.5900e-004
tblVehicleEF	UBUS	0.49	0.06
tblVehicleEF	UBUS	0.03	0.03
tblVehicleEF	UBUS	1.08	0.06
tblVehicleEF	UBUS	9.7460e-003	3.7420e-003
tblVehicleEF	UBUS	1.6230e-003	1.6200e-004
tblVehicleEF	UBUS	8.4070e-003	1.4850e-003
tblVehicleEF	UBUS	0.13	8.1120e-003
tblVehicleEF	UBUS	3.8160e-003	5.5900e-004
tblVehicleEF	UBUS	2.17	4.30
tblVehicleEF	UBUS	0.03	0.03
tblVehicleEF	UBUS	1.18	0.07
tblVehicleTrips	CC_TL	8.40	0.00
tblVehicleTrips	CC_TTP	28.00	0.00
tblVehicleTrips	CNW_TL	6.90	0.00
tblVehicleTrips	CNW_TTP	13.00	0.00
tblVehicleTrips	CW_TL	16.60	0.00
tblVehicleTrips	CW_TTP	59.00	0.00

Merrill Commerce Center (Off-Site Utilities Infrastructure Construction - Unmitigated) - San Bernardino-South Coast County, Annual

tblVehicleTrips	DV_TP	5.00	0.00
tblVehicleTrips	PB_TP	3.00	0.00
tblVehicleTrips	PR_TP	92.00	0.00
tblVehicleTrips	ST_TR	1.32	0.00
tblVehicleTrips	SU_TR	0.68	0.00
tblVehicleTrips	WD_TR	6.97	0.00
tblWater	IndoorWaterUseRate	1,141,299,687.50	0.00

2.0 Emissions Summary

Merrill Commerce Center (Off-Site Utilities Infrastructure Construction - Unmitigated) - San Bernardino-South Coast County, Annual

2.1 Overall Construction**Unmitigated Construction**

	ROG	NOx	CO	SO2	Fugitive PM10	Exhaust PM10	PM10 Total	Fugitive PM2.5	Exhaust PM2.5	PM2.5 Total	Bio- CO2	NBio- CO2	Total CO2	CH4	N2O	CO2e
Year	tons/yr										MT/yr					
2023	0.6108	5.4058	5.7174	0.0125	1.0334	0.2357	1.2692	0.4664	0.2204	0.6868	0.0000	1,091.078 6	1,091.078 6	0.2933	0.0000	1,098.411 4
2024	0.2370	2.0498	2.3008	5.0400e-003	0.5327	0.0873	0.6200	0.2008	0.0815	0.2823	0.0000	440.1800	440.1800	0.1182	0.0000	443.1342
Maximum	0.6108	5.4058	5.7174	0.0125	1.0334	0.2357	1.2692	0.4664	0.2204	0.6868	0.0000	1,091.078 6	1,091.078 6	0.2933	0.0000	1,098.411 4

Mitigated Construction

	ROG	NOx	CO	SO2	Fugitive PM10	Exhaust PM10	PM10 Total	Fugitive PM2.5	Exhaust PM2.5	PM2.5 Total	Bio- CO2	NBio- CO2	Total CO2	CH4	N2O	CO2e
Year	tons/yr										MT/yr					
2023	0.6108	5.4058	5.7174	0.0125	0.4378	0.2357	0.6736	0.1911	0.2204	0.4115	0.0000	1,091.077 4	1,091.077 4	0.2933	0.0000	1,098.410 1
2024	0.2370	2.0498	2.3008	5.0400e-003	0.2218	0.0873	0.3091	0.0820	0.0815	0.1636	0.0000	440.1795	440.1795	0.1182	0.0000	443.1337
Maximum	0.6108	5.4058	5.7174	0.0125	0.4378	0.2357	0.6736	0.1911	0.2204	0.4115	0.0000	1,091.077 4	1,091.077 4	0.2933	0.0000	1,098.410 1

	ROG	NOx	CO	SO2	Fugitive PM10	Exhaust PM10	PM10 Total	Fugitive PM2.5	Exhaust PM2.5	PM2.5 Total	Bio- CO2	NBio-CO2	Total CO2	CH4	N2O	CO2e
Percent Reduction	0.00	0.00	0.00	0.00	57.88	0.00	47.99	59.06	0.00	40.66	0.00	0.00	0.00	0.00	0.00	0.00

Merrill Commerce Center (Off-Site Utilities Infrastructure Construction - Unmitigated) - San Bernardino-South Coast County, Annual

Quarter	Start Date	End Date	Maximum Unmitigated ROG + NOX (tons/quarter)	Maximum Mitigated ROG + NOX (tons/quarter)
1	1-2-2023	4-1-2023	1.4880	1.4880
2	4-2-2023	7-1-2023	1.5043	1.5043
3	7-2-2023	10-1-2023	1.5209	1.5209
4	10-2-2023	1-1-2024	1.5201	1.5201
5	1-2-2024	4-1-2024	1.4160	1.4160
6	4-2-2024	7-1-2024	0.8246	0.8246
		Highest	1.5209	1.5209

2.2 Overall Operational**Unmitigated Operational**

	ROG	NOx	CO	SO2	Fugitive PM10	Exhaust PM10	PM10 Total	Fugitive PM2.5	Exhaust PM2.5	PM2.5 Total	Bio- CO2	NBio- CO2	Total CO2	CH4	N2O	CO2e
Category	tons/yr										MT/yr					
Area	20.1272	5.7000e-004	0.0629	0.0000		2.2000e-004	2.2000e-004		2.2000e-004	2.2000e-004	0.0000	0.1225	0.1225	3.2000e-004	0.0000	0.1305
Energy	0.0000	0.0000	0.0000	0.0000		0.0000	0.0000		0.0000	0.0000	0.0000	0.0000	0.0000	0.0000	0.0000	0.0000
Mobile	0.0000	0.0000	0.0000	0.0000	0.0000	0.0000	0.0000	0.0000	0.0000	0.0000	0.0000	0.0000	0.0000	0.0000	0.0000	0.0000
Waste						0.0000	0.0000		0.0000	0.0000	0.0000	0.0000	0.0000	0.0000	0.0000	0.0000
Water						0.0000	0.0000		0.0000	0.0000	0.0000	0.0000	0.0000	0.0000	0.0000	0.0000
Total	20.1272	5.7000e-004	0.0629	0.0000	0.0000	2.2000e-004	2.2000e-004	0.0000	2.2000e-004	2.2000e-004	0.0000	0.1225	0.1225	3.2000e-004	0.0000	0.1305

Merrill Commerce Center (Off-Site Utilities Infrastructure Construction - Unmitigated) - San Bernardino-South Coast County, Annual

2.2 Overall Operational**Mitigated Operational**

	ROG	NOx	CO	SO2	Fugitive PM10	Exhaust PM10	PM10 Total	Fugitive PM2.5	Exhaust PM2.5	PM2.5 Total	Bio- CO2	NBio- CO2	Total CO2	CH4	N2O	CO2e
Category	tons/yr										MT/yr					
Area	20.1272	5.7000e-004	0.0629	0.0000		2.2000e-004	2.2000e-004		2.2000e-004	2.2000e-004	0.0000	0.1225	0.1225	3.2000e-004	0.0000	0.1305
Energy	0.0000	0.0000	0.0000	0.0000		0.0000	0.0000		0.0000	0.0000	0.0000	0.0000	0.0000	0.0000	0.0000	0.0000
Mobile	0.0000	0.0000	0.0000	0.0000	0.0000	0.0000	0.0000	0.0000	0.0000	0.0000	0.0000	0.0000	0.0000	0.0000	0.0000	0.0000
Waste						0.0000	0.0000		0.0000	0.0000	0.0000	0.0000	0.0000	0.0000	0.0000	0.0000
Water						0.0000	0.0000		0.0000	0.0000	0.0000	0.0000	0.0000	0.0000	0.0000	0.0000
Total	20.1272	5.7000e-004	0.0629	0.0000	0.0000	2.2000e-004	2.2000e-004	0.0000	2.2000e-004	2.2000e-004	0.0000	0.1225	0.1225	3.2000e-004	0.0000	0.1305

	ROG	NOx	CO	SO2	Fugitive PM10	Exhaust PM10	PM10 Total	Fugitive PM2.5	Exhaust PM2.5	PM2.5 Total	Bio- CO2	NBio-CO2	Total CO2	CH4	N2O	CO2e
Percent Reduction	0.00	0.00	0.00	0.00	0.00	0.00	0.00	0.00	0.00	0.00	0.00	0.00	0.00	0.00	0.00	0.00

3.0 Construction Detail**Construction Phase**

Phase Number	Phase Name	Phase Type	Start Date	End Date	Num Days Week	Num Days	Phase Description
1	Grading	Grading	1/2/2023	5/24/2024	5	365	

Acres of Grading (Site Preparation Phase): 0

Merrill Commerce Center (Off-Site Utilities Infrastructure Construction - Unmitigated) - San Bernardino-South Coast County, Annual

Acres of Grading (Grading Phase): 365**Acres of Paving: 0****Residential Indoor: 0; Residential Outdoor: 0; Non-Residential Indoor: 0; Non-Residential Outdoor: 0; Striped Parking Area: 0 (Architectural Coating – sqft)****OffRoad Equipment**

Phase Name	Offroad Equipment Type	Amount	Usage Hours	Horse Power	Load Factor
Grading	Bore/Drill Rigs	1	8.00	221	0.50
Grading	Cranes	1	8.00	231	0.29
Grading	Crushing/Proc. Equipment	1	8.00	85	0.78
Grading	Excavators	2	8.00	158	0.38
Grading	Generator Sets	1	8.00	84	0.74
Grading	Graders	1	8.00	187	0.41
Grading	Off-Highway Trucks	1	8.00	402	0.38
Grading	Pavers	2	8.00	130	0.42
Grading	Paving Equipment	1	8.00	132	0.36
Grading	Rollers	1	8.00	80	0.38
Grading	Rubber Tired Dozers	1	8.00	247	0.40
Grading	Scrapers	0	8.00	367	0.48
Grading	Tractors/Loaders/Backhoes	2	8.00	97	0.37
Grading	Welders	1	8.00	46	0.45

Trips and VMT

Phase Name	Offroad Equipment Count	Worker Trip Number	Vendor Trip Number	Hauling Trip Number	Worker Trip Length	Vendor Trip Length	Hauling Trip Length	Worker Vehicle Class	Vendor Vehicle Class	Hauling Vehicle Class
Grading	16	40.00	0.00	0.00	14.70	6.90	20.00	LD_Mix	HDT_Mix	HHDT

3.1 Mitigation Measures Construction

Merrill Commerce Center (Off-Site Utilities Infrastructure Construction - Unmitigated) - San Bernardino-South Coast County, Annual

Water Exposed Area

3.2 Grading - 2023**Unmitigated Construction On-Site**

	ROG	NOx	CO	SO2	Fugitive PM10	Exhaust PM10	PM10 Total	Fugitive PM2.5	Exhaust PM2.5	PM2.5 Total	Bio- CO2	NBio- CO2	Total CO2	CH4	N2O	CO2e
Category	tons/yr										MT/yr					
Fugitive Dust					0.9764	0.0000	0.9764	0.4512	0.0000	0.4512	0.0000	0.0000	0.0000	0.0000	0.0000	0.0000
Off-Road	0.5899	5.3912	5.5617	0.0120		0.2354	0.2354		0.2201	0.2201	0.0000	1,047.181 3	1,047.181 3	0.2923	0.0000	1,054.487 4
Total	0.5899	5.3912	5.5617	0.0120	0.9764	0.2354	1.2118	0.4512	0.2201	0.6713	0.0000	1,047.181 3	1,047.181 3	0.2923	0.0000	1,054.487 4

Unmitigated Construction Off-Site

	ROG	NOx	CO	SO2	Fugitive PM10	Exhaust PM10	PM10 Total	Fugitive PM2.5	Exhaust PM2.5	PM2.5 Total	Bio- CO2	NBio- CO2	Total CO2	CH4	N2O	CO2e
Category	tons/yr										MT/yr					
Hauling	0.0000	0.0000	0.0000	0.0000	0.0000	0.0000	0.0000	0.0000	0.0000	0.0000	0.0000	0.0000	0.0000	0.0000	0.0000	0.0000
Vendor	0.0000	0.0000	0.0000	0.0000	0.0000	0.0000	0.0000	0.0000	0.0000	0.0000	0.0000	0.0000	0.0000	0.0000	0.0000	0.0000
Worker	0.0210	0.0146	0.1558	4.9000e-004	0.0570	3.5000e-004	0.0574	0.0151	3.2000e-004	0.0155	0.0000	43.8973	43.8973	1.0600e-003	0.0000	43.9239
Total	0.0210	0.0146	0.1558	4.9000e-004	0.0570	3.5000e-004	0.0574	0.0151	3.2000e-004	0.0155	0.0000	43.8973	43.8973	1.0600e-003	0.0000	43.9239

Merrill Commerce Center (Off-Site Utilities Infrastructure Construction - Unmitigated) - San Bernardino-South Coast County, Annual

3.2 Grading - 2023**Mitigated Construction On-Site**

	ROG	NOx	CO	SO2	Fugitive PM10	Exhaust PM10	PM10 Total	Fugitive PM2.5	Exhaust PM2.5	PM2.5 Total	Bio- CO2	NBio- CO2	Total CO2	CH4	N2O	CO2e
Category	tons/yr										MT/yr					
Fugitive Dust					0.3808	0.0000	0.3808	0.1760	0.0000	0.1760	0.0000	0.0000	0.0000	0.0000	0.0000	0.0000
Off-Road	0.5899	5.3912	5.5617	0.0120		0.2354	0.2354		0.2201	0.2201	0.0000	1,047.180 1	1,047.180 1	0.2923	0.0000	1,054.486 2
Total	0.5899	5.3912	5.5617	0.0120	0.3808	0.2354	0.6162	0.1760	0.2201	0.3961	0.0000	1,047.180 1	1,047.180 1	0.2923	0.0000	1,054.486 2

Mitigated Construction Off-Site

	ROG	NOx	CO	SO2	Fugitive PM10	Exhaust PM10	PM10 Total	Fugitive PM2.5	Exhaust PM2.5	PM2.5 Total	Bio- CO2	NBio- CO2	Total CO2	CH4	N2O	CO2e
Category	tons/yr										MT/yr					
Hauling	0.0000	0.0000	0.0000	0.0000	0.0000	0.0000	0.0000	0.0000	0.0000	0.0000	0.0000	0.0000	0.0000	0.0000	0.0000	0.0000
Vendor	0.0000	0.0000	0.0000	0.0000	0.0000	0.0000	0.0000	0.0000	0.0000	0.0000	0.0000	0.0000	0.0000	0.0000	0.0000	0.0000
Worker	0.0210	0.0146	0.1558	4.9000e-004	0.0570	3.5000e-004	0.0574	0.0151	3.2000e-004	0.0155	0.0000	43.8973	43.8973	1.0600e-003	0.0000	43.9239
Total	0.0210	0.0146	0.1558	4.9000e-004	0.0570	3.5000e-004	0.0574	0.0151	3.2000e-004	0.0155	0.0000	43.8973	43.8973	1.0600e-003	0.0000	43.9239

Merrill Commerce Center (Off-Site Utilities Infrastructure Construction - Unmitigated) - San Bernardino-South Coast County, Annual

3.2 Grading - 2024**Unmitigated Construction On-Site**

	ROG	NOx	CO	SO2	Fugitive PM10	Exhaust PM10	PM10 Total	Fugitive PM2.5	Exhaust PM2.5	PM2.5 Total	Bio- CO2	NBio- CO2	Total CO2	CH4	N2O	CO2e
Category	tons/yr										MT/yr					
Fugitive Dust					0.5097	0.0000	0.5097	0.1947	0.0000	0.1947	0.0000	0.0000	0.0000	0.0000	0.0000	0.0000
Off-Road	0.2290	2.0444	2.2422	4.8500e-003		0.0872	0.0872		0.0814	0.0814	0.0000	423.0273	423.0273	0.1178	0.0000	425.9717
Total	0.2290	2.0444	2.2422	4.8500e-003	0.5097	0.0872	0.5969	0.1947	0.0814	0.2761	0.0000	423.0273	423.0273	0.1178	0.0000	425.9717

Unmitigated Construction Off-Site

	ROG	NOx	CO	SO2	Fugitive PM10	Exhaust PM10	PM10 Total	Fugitive PM2.5	Exhaust PM2.5	PM2.5 Total	Bio- CO2	NBio- CO2	Total CO2	CH4	N2O	CO2e
Category	tons/yr										MT/yr					
Hauling	0.0000	0.0000	0.0000	0.0000	0.0000	0.0000	0.0000	0.0000	0.0000	0.0000	0.0000	0.0000	0.0000	0.0000	0.0000	0.0000
Vendor	0.0000	0.0000	0.0000	0.0000	0.0000	0.0000	0.0000	0.0000	0.0000	0.0000	0.0000	0.0000	0.0000	0.0000	0.0000	0.0000
Worker	7.9800e-003	5.3500e-003	0.0586	1.9000e-004	0.0230	1.4000e-004	0.0232	6.1200e-003	1.3000e-004	6.2400e-003	0.0000	17.1527	17.1527	3.9000e-004	0.0000	17.1625
Total	7.9800e-003	5.3500e-003	0.0586	1.9000e-004	0.0230	1.4000e-004	0.0232	6.1200e-003	1.3000e-004	6.2400e-003	0.0000	17.1527	17.1527	3.9000e-004	0.0000	17.1625

Merrill Commerce Center (Off-Site Utilities Infrastructure Construction - Unmitigated) - San Bernardino-South Coast County, Annual

3.2 Grading - 2024**Mitigated Construction On-Site**

	ROG	NOx	CO	SO2	Fugitive PM10	Exhaust PM10	PM10 Total	Fugitive PM2.5	Exhaust PM2.5	PM2.5 Total	Bio- CO2	NBio- CO2	Total CO2	CH4	N2O	CO2e
Category	tons/yr										MT/yr					
Fugitive Dust					0.1988	0.0000	0.1988	0.0759	0.0000	0.0759	0.0000	0.0000	0.0000	0.0000	0.0000	0.0000
Off-Road	0.2290	2.0444	2.2422	4.8500e-003		0.0872	0.0872		0.0814	0.0814	0.0000	423.0268	423.0268	0.1178	0.0000	425.9712
Total	0.2290	2.0444	2.2422	4.8500e-003	0.1988	0.0872	0.2859	0.0759	0.0814	0.1573	0.0000	423.0268	423.0268	0.1178	0.0000	425.9712

Mitigated Construction Off-Site

	ROG	NOx	CO	SO2	Fugitive PM10	Exhaust PM10	PM10 Total	Fugitive PM2.5	Exhaust PM2.5	PM2.5 Total	Bio- CO2	NBio- CO2	Total CO2	CH4	N2O	CO2e
Category	tons/yr										MT/yr					
Hauling	0.0000	0.0000	0.0000	0.0000	0.0000	0.0000	0.0000	0.0000	0.0000	0.0000	0.0000	0.0000	0.0000	0.0000	0.0000	0.0000
Vendor	0.0000	0.0000	0.0000	0.0000	0.0000	0.0000	0.0000	0.0000	0.0000	0.0000	0.0000	0.0000	0.0000	0.0000	0.0000	0.0000
Worker	7.9800e-003	5.3500e-003	0.0586	1.9000e-004	0.0230	1.4000e-004	0.0232	6.1200e-003	1.3000e-004	6.2400e-003	0.0000	17.1527	17.1527	3.9000e-004	0.0000	17.1625
Total	7.9800e-003	5.3500e-003	0.0586	1.9000e-004	0.0230	1.4000e-004	0.0232	6.1200e-003	1.3000e-004	6.2400e-003	0.0000	17.1527	17.1527	3.9000e-004	0.0000	17.1625

4.0 Operational Detail - Mobile

Merrill Commerce Center (Off-Site Utilities Infrastructure Construction - Unmitigated) - San Bernardino-South Coast County, Annual

4.1 Mitigation Measures Mobile

	ROG	NOx	CO	SO2	Fugitive PM10	Exhaust PM10	PM10 Total	Fugitive PM2.5	Exhaust PM2.5	PM2.5 Total	Bio- CO2	NBio- CO2	Total CO2	CH4	N2O	CO2e
Category	tons/yr										MT/yr					
Mitigated	0.0000	0.0000	0.0000	0.0000	0.0000	0.0000	0.0000	0.0000	0.0000	0.0000	0.0000	0.0000	0.0000	0.0000	0.0000	0.0000
Unmitigated	0.0000	0.0000	0.0000	0.0000	0.0000	0.0000	0.0000	0.0000	0.0000	0.0000	0.0000	0.0000	0.0000	0.0000	0.0000	0.0000

4.2 Trip Summary Information

	Average Daily Trip Rate			Unmitigated	Mitigated
Land Use	Weekday	Saturday	Sunday	Annual VMT	Annual VMT
General Light Industry	0.00	0.00	0.00		
Total	0.00	0.00	0.00		

4.3 Trip Type Information

	Miles			Trip %			Trip Purpose %		
Land Use	H-W or C-W	H-S or C-C	H-O or C-NW	H-W or C-W	H-S or C-C	H-O or C-NW	Primary	Diverted	Pass-by
General Light Industry	0.00	0.00	0.00	0.00	0.00	0.00	0	0	0

4.4 Fleet Mix

Land Use	LDA	LDT1	LDT2	MDV	LHD1	LHD2	MHD	HHD	OBUS	UBUS	MCY	SBUS	MH
General Light Industry	0.558745	0.035303	0.181800	0.111169	0.014289	0.004794	0.018611	0.065078	0.001365	0.001491	0.005725	0.000799	0.000830

Merrill Commerce Center (Off-Site Utilities Infrastructure Construction - Unmitigated) - San Bernardino-South Coast County, Annual

5.0 Energy Detail

Historical Energy Use: N

5.1 Mitigation Measures Energy

[illegible]

Merrill Commerce Center (Off-Site Utilities Infrastructure Construction - Unmitigated) - San Bernardino-South Coast County, Annual

5.2 Energy by Land Use - NaturalGas

Unmitigated

[illegible]

Mitigated

[illegible]

Merrill Commerce Center (Off-Site Utilities Infrastructure Construction - Unmitigated) - San Bernardino-South Coast County, Annual

5.3 Energy by Land Use - Electricity**Unmitigated**

	Electricity Use	Total CO2	CH4	N2O	CO2e
Land Use	kWh/yr	MT/yr			
General Light Industry	0	0.0000	0.0000	0.0000	0.0000
Total		0.0000	0.0000	0.0000	0.0000

Mitigated

	Electricity Use	Total CO2	CH4	N2O	CO2e
Land Use	kWh/yr	MT/yr			
General Light Industry	0	0.0000	0.0000	0.0000	0.0000
Total		0.0000	0.0000	0.0000	0.0000

6.0 Area Detail**6.1 Mitigation Measures Area**

Merrill Commerce Center (Off-Site Utilities Infrastructure Construction - Unmitigated) - San Bernardino-South Coast County, Annual

	ROG	NOx	CO	SO2	Fugitive PM10	Exhaust PM10	PM10 Total	Fugitive PM2.5	Exhaust PM2.5	PM2.5 Total	Bio- CO2	NBio- CO2	Total CO2	CH4	N2O	CO2e
Category	tons/yr										MT/yr					
Mitigated	20.1272	5.7000e-004	0.0629	0.0000		2.2000e-004	2.2000e-004		2.2000e-004	2.2000e-004	0.0000	0.1225	0.1225	3.2000e-004	0.0000	0.1305
Unmitigated	20.1272	5.7000e-004	0.0629	0.0000		2.2000e-004	2.2000e-004		2.2000e-004	2.2000e-004	0.0000	0.1225	0.1225	3.2000e-004	0.0000	0.1305

6.2 Area by SubCategory

Unmitigated

	ROG	NOx	CO	SO2	Fugitive PM10	Exhaust PM10	PM10 Total	Fugitive PM2.5	Exhaust PM2.5	PM2.5 Total	Bio- CO2	NBio- CO2	Total CO2	CH4	N2O	CO2e
SubCategory	tons/yr										MT/yr					
Architectural Coating	2.2875					0.0000	0.0000		0.0000	0.0000	0.0000	0.0000	0.0000	0.0000	0.0000	0.0000
Consumer Products	17.8339					0.0000	0.0000		0.0000	0.0000	0.0000	0.0000	0.0000	0.0000	0.0000	0.0000
Landscaping	5.8100e-003	5.7000e-004	0.0629	0.0000		2.2000e-004	2.2000e-004		2.2000e-004	2.2000e-004	0.0000	0.1225	0.1225	3.2000e-004	0.0000	0.1305
Total	20.1272	5.7000e-004	0.0629	0.0000		2.2000e-004	2.2000e-004		2.2000e-004	2.2000e-004	0.0000	0.1225	0.1225	3.2000e-004	0.0000	0.1305

Merrill Commerce Center (Off-Site Utilities Infrastructure Construction - Unmitigated) - San Bernardino-South Coast County, Annual

6.2 Area by SubCategory**Mitigated**

	ROG	NOx	CO	SO2	Fugitive PM10	Exhaust PM10	PM10 Total	Fugitive PM2.5	Exhaust PM2.5	PM2.5 Total	Bio- CO2	NBio- CO2	Total CO2	CH4	N2O	CO2e
SubCategory	tons/yr										MT/yr					
Architectural Coating	2.2875					0.0000	0.0000		0.0000	0.0000	0.0000	0.0000	0.0000	0.0000	0.0000	0.0000
Consumer Products	17.8339					0.0000	0.0000		0.0000	0.0000	0.0000	0.0000	0.0000	0.0000	0.0000	0.0000
Landscaping	5.8100e-003	5.7000e-004	0.0629	0.0000		2.2000e-004	2.2000e-004		2.2000e-004	2.2000e-004	0.0000	0.1225	0.1225	3.2000e-004	0.0000	0.1305
Total	20.1272	5.7000e-004	0.0629	0.0000		2.2000e-004	2.2000e-004		2.2000e-004	2.2000e-004	0.0000	0.1225	0.1225	3.2000e-004	0.0000	0.1305

7.0 Water Detail**7.1 Mitigation Measures Water**

Merrill Commerce Center (Off-Site Utilities Infrastructure Construction - Unmitigated) - San Bernardino-South Coast County, Annual

	Total CO2	CH4	N2O	CO2e
Category	MT/yr			
Mitigated	0.0000	0.0000	0.0000	0.0000
Unmitigated	0.0000	0.0000	0.0000	0.0000

7.2 Water by Land Use

Unmitigated

	Indoor/Outdoor Use	Total CO2	CH4	N2O	CO2e
Land Use	Mgal	MT/yr			
General Light Industry	0 / 0	0.0000	0.0000	0.0000	0.0000
Total		0.0000	0.0000	0.0000	0.0000

Merrill Commerce Center (Off-Site Utilities Infrastructure Construction - Unmitigated) - San Bernardino-South Coast County, Annual

7.2 Water by Land Use**Mitigated**

	Indoor/Outdoor Use	Total CO2	CH4	N2O	CO2e
Land Use	Mgal	MT/yr			
General Light Industry	0 / 0	0.0000	0.0000	0.0000	0.0000
Total		0.0000	0.0000	0.0000	0.0000

8.0 Waste Detail**8.1 Mitigation Measures Waste****Category/Year**

	Total CO2	CH4	N2O	CO2e
	MT/yr			
Mitigated	0.0000	0.0000	0.0000	0.0000
Unmitigated	0.0000	0.0000	0.0000	0.0000

Merrill Commerce Center (Off-Site Utilities Infrastructure Construction - Unmitigated) - San Bernardino-South Coast County, Annual

8.2 Waste by Land Use**Unmitigated**

	Waste Disposed	Total CO2	CH4	N2O	CO2e
Land Use	tons	MT/yr			
General Light Industry	0	0.0000	0.0000	0.0000	0.0000
Total		0.0000	0.0000	0.0000	0.0000

Mitigated

	Waste Disposed	Total CO2	CH4	N2O	CO2e
Land Use	tons	MT/yr			
General Light Industry	0	0.0000	0.0000	0.0000	0.0000
Total		0.0000	0.0000	0.0000	0.0000

9.0 Operational Offroad

Equipment Type	Number	Hours/Day	Days/Year	Horse Power	Load Factor	Fuel Type
----------------	--------	-----------	-----------	-------------	-------------	-----------

Merrill Commerce Center (Off-Site Utilities Infrastructure Construction - Unmitigated) - San Bernardino-South Coast County, Annual

10.0 Stationary Equipment

Fire Pumps and Emergency Generators

Equipment Type	Number	Hours/Day	Hours/Year	Horse Power	Load Factor	Fuel Type
----------------	--------	-----------	------------	-------------	-------------	-----------

Boilers

Equipment Type	Number	Heat Input/Day	Heat Input/Year	Boiler Rating	Fuel Type
----------------	--------	----------------	-----------------	---------------	-----------

User Defined Equipment

Equipment Type	Number
----------------	--------

11.0 Vegetation

Merrill Commerce Center (Off-Site Utilities Infrastructure Construction - Unmitigated) - San Bernardino-South Coast County, Summer

Merrill Commerce Center (Off-Site Utilities Infrastructure Construction - Unmitigated)
San Bernardino-South Coast County, Summer

1.0 Project Characteristics

1.1 Land Usage

Land Uses	Size	Metric	Lot Acreage	Floor Surface Area	Population
General Light Industry	4,935.35	1000sqft	113.30	4,935,350.00	0

1.2 Other Project Characteristics

Urbanization	Urban	Wind Speed (m/s)	2.2	Precipitation Freq (Days)	32
Climate Zone	10			Operational Year	2024
Utility Company	Southern California Edison				
CO2 Intensity (lb/MWhr)	702.44	CH4 Intensity (lb/MWhr)	0.029	N2O Intensity (lb/MWhr)	0.006

1.3 User Entered Comments & Non-Default Data

Merrill Commerce Center (Off-Site Utilities Infrastructure Construction - Unmitigated) - San Bernardino-South Coast County, Summer

Project Characteristics -

Land Use - Per the IS, 113.3 acres of off-site areas could be disturbed during construction of off-site infrastructure improvements.

Construction Phase - As a conservative measure, it is assumed that pipeline construction will be conducted within a 365 day (1 year) timeframe.

Off-road Equipment - Construction Equipment based on similar equipment used in pipeline projects.

Grading - For purposes of analysis, total acres graded per day is based on the equipment specific grading rates (CalEEMod Appendix A) and the equipment list.

Vehicle Trips - Construction Run Only.

Energy Use - Construction Run Only.

Water And Wastewater - Construction Run Only.

Solid Waste - Construction Run Only.

Construction Off-road Equipment Mitigation - Rule 403

Vehicle Emission Factors - EMFAC2017

Vehicle Emission Factors - EMFAC2017

Vehicle Emission Factors - EMFAC2017

Table Name	Column Name	Default Value	New Value
tblConstructionPhase	NumDays	310.00	365.00
tblEnergyUse	LightingElect	2.93	0.00
tblEnergyUse	NT24E	5.02	0.00
tblEnergyUse	NT24NG	17.13	0.00
tblEnergyUse	T24E	2.20	0.00
tblEnergyUse	T24NG	15.36	0.00
tblGrading	AcresOfGrading	182.50	365.00
tblOffRoadEquipment	OffRoadEquipmentUnitAmount	2.00	0.00
tblSolidWaste	SolidWasteGenerationRate	6,119.83	0.00
tblVehicleEF	HHD	0.92	0.03
tblVehicleEF	HHD	0.04	0.06
tblVehicleEF	HHD	0.08	0.00

Merrill Commerce Center (Off-Site Utilities Infrastructure Construction - Unmitigated) - San Bernardino-South Coast County, Summer

tblVehicleEF	HHD	2.21	8.65
tblVehicleEF	HHD	0.53	0.33
tblVehicleEF	HHD	1.68	2.1330e-003
tblVehicleEF	HHD	6,548.54	1,402.40
tblVehicleEF	HHD	1,428.49	1,288.58
tblVehicleEF	HHD	5.31	0.02
tblVehicleEF	HHD	18.65	7.09
tblVehicleEF	HHD	1.28	2.16
tblVehicleEF	HHD	5.3430e-003	2.9710e-003
tblVehicleEF	HHD	0.06	0.06
tblVehicleEF	HHD	0.04	0.04
tblVehicleEF	HHD	5.3010e-003	0.03
tblVehicleEF	HHD	4.7000e-005	0.00
tblVehicleEF	HHD	5.1120e-003	2.8430e-003
tblVehicleEF	HHD	0.03	0.03
tblVehicleEF	HHD	8.8790e-003	8.9150e-003
tblVehicleEF	HHD	5.0720e-003	0.02
tblVehicleEF	HHD	4.3000e-005	0.00
tblVehicleEF	HHD	7.3000e-005	2.0000e-006
tblVehicleEF	HHD	2.7400e-003	7.3000e-005
tblVehicleEF	HHD	0.59	0.58
tblVehicleEF	HHD	4.5000e-005	1.0000e-006
tblVehicleEF	HHD	0.06	0.02
tblVehicleEF	HHD	1.7500e-004	3.6700e-004
tblVehicleEF	HHD	0.04	1.0000e-006
tblVehicleEF	HHD	0.06	0.01
tblVehicleEF	HHD	0.01	0.01

Merrill Commerce Center (Off-Site Utilities Infrastructure Construction - Unmitigated) - San Bernardino-South Coast County, Summer

tblVehicleEF	HHD	8.1000e-005	0.00
tblVehicleEF	HHD	7.3000e-005	2.0000e-006
tblVehicleEF	HHD	2.7400e-003	7.3000e-005
tblVehicleEF	HHD	0.67	0.67
tblVehicleEF	HHD	4.5000e-005	1.0000e-006
tblVehicleEF	HHD	0.10	0.08
tblVehicleEF	HHD	1.7500e-004	3.6700e-004
tblVehicleEF	HHD	0.05	1.0000e-006
tblVehicleEF	HHD	0.87	0.03
tblVehicleEF	HHD	0.04	0.06
tblVehicleEF	HHD	0.08	0.00
tblVehicleEF	HHD	1.61	8.54
tblVehicleEF	HHD	0.53	0.33
tblVehicleEF	HHD	1.58	2.0000e-003
tblVehicleEF	HHD	6,937.59	1,384.98
tblVehicleEF	HHD	1,428.49	1,288.58
tblVehicleEF	HHD	5.31	0.02
tblVehicleEF	HHD	19.25	6.75
tblVehicleEF	HHD	1.20	2.04
tblVehicleEF	HHD	4.5050e-003	2.6190e-003
tblVehicleEF	HHD	0.06	0.06
tblVehicleEF	HHD	0.04	0.04
tblVehicleEF	HHD	5.3010e-003	0.03
tblVehicleEF	HHD	4.7000e-005	0.00
tblVehicleEF	HHD	4.3100e-003	2.5050e-003
tblVehicleEF	HHD	0.03	0.03
tblVehicleEF	HHD	8.8790e-003	8.9150e-003

Merrill Commerce Center (Off-Site Utilities Infrastructure Construction - Unmitigated) - San Bernardino-South Coast County, Summer

tblVehicleEF	HHD	5.0720e-003	0.02
tblVehicleEF	HHD	4.3000e-005	0.00
tblVehicleEF	HHD	1.4200e-004	5.0000e-006
tblVehicleEF	HHD	3.0590e-003	8.5000e-005
tblVehicleEF	HHD	0.55	0.62
tblVehicleEF	HHD	9.8000e-005	3.0000e-006
tblVehicleEF	HHD	0.06	0.02
tblVehicleEF	HHD	1.7700e-004	3.7800e-004
tblVehicleEF	HHD	0.04	1.0000e-006
tblVehicleEF	HHD	0.07	0.01
tblVehicleEF	HHD	0.01	0.01
tblVehicleEF	HHD	7.9000e-005	0.00
tblVehicleEF	HHD	1.4200e-004	5.0000e-006
tblVehicleEF	HHD	3.0590e-003	8.5000e-005
tblVehicleEF	HHD	0.64	0.71
tblVehicleEF	HHD	9.8000e-005	3.0000e-006
tblVehicleEF	HHD	0.10	0.08
tblVehicleEF	HHD	1.7700e-004	3.7800e-004
tblVehicleEF	HHD	0.04	1.0000e-006
tblVehicleEF	HHD	0.99	0.02
tblVehicleEF	HHD	0.04	9.2500e-004
tblVehicleEF	HHD	0.08	0.00
tblVehicleEF	HHD	3.05	8.75
tblVehicleEF	HHD	0.53	0.18
tblVehicleEF	HHD	1.66	2.1040e-003
tblVehicleEF	HHD	6,011.27	1,412.86
tblVehicleEF	HHD	1,428.49	1,250.25

Merrill Commerce Center (Off-Site Utilities Infrastructure Construction - Unmitigated) - San Bernardino-South Coast County, Summer

tblVehicleEF	HHD	5.31	0.02
tblVehicleEF	HHD	17.82	7.48
tblVehicleEF	HHD	1.26	2.10
tblVehicleEF	HHD	6.5010e-003	3.3140e-003
tblVehicleEF	HHD	0.06	0.06
tblVehicleEF	HHD	0.04	0.04
tblVehicleEF	HHD	5.3010e-003	0.03
tblVehicleEF	HHD	4.7000e-005	0.00
tblVehicleEF	HHD	6.2190e-003	3.1700e-003
tblVehicleEF	HHD	0.03	0.03
tblVehicleEF	HHD	8.8790e-003	8.8150e-003
tblVehicleEF	HHD	5.0720e-003	0.02
tblVehicleEF	HHD	4.3000e-005	0.00
tblVehicleEF	HHD	7.1000e-005	3.0000e-006
tblVehicleEF	HHD	2.9460e-003	8.6000e-005
tblVehicleEF	HHD	0.63	0.54
tblVehicleEF	HHD	4.4000e-005	1.0000e-006
tblVehicleEF	HHD	0.06	0.02
tblVehicleEF	HHD	1.8900e-004	3.8400e-004
tblVehicleEF	HHD	0.04	1.0000e-006
tblVehicleEF	HHD	0.06	0.01
tblVehicleEF	HHD	0.01	0.01
tblVehicleEF	HHD	8.0000e-005	0.00
tblVehicleEF	HHD	7.1000e-005	3.0000e-006
tblVehicleEF	HHD	2.9460e-003	8.6000e-005
tblVehicleEF	HHD	0.73	0.61
tblVehicleEF	HHD	4.4000e-005	1.0000e-006

Merrill Commerce Center (Off-Site Utilities Infrastructure Construction - Unmitigated) - San Bernardino-South Coast County, Summer

tblVehicleEF	HHD	0.10	0.02
tblVehicleEF	HHD	1.8900e-004	3.8400e-004
tblVehicleEF	HHD	0.05	1.0000e-006
tblVehicleEF	LDA	3.4870e-003	1.9200e-003
tblVehicleEF	LDA	4.3060e-003	0.04
tblVehicleEF	LDA	0.51	0.57
tblVehicleEF	LDA	0.99	2.02
tblVehicleEF	LDA	232.23	246.40
tblVehicleEF	LDA	52.85	50.59
tblVehicleEF	LDA	0.04	0.03
tblVehicleEF	LDA	1.6390e-003	1.3330e-003
tblVehicleEF	LDA	2.2390e-003	1.7020e-003
tblVehicleEF	LDA	1.5090e-003	1.2270e-003
tblVehicleEF	LDA	2.0590e-003	1.5650e-003
tblVehicleEF	LDA	0.04	0.05
tblVehicleEF	LDA	0.09	0.09
tblVehicleEF	LDA	0.03	0.04
tblVehicleEF	LDA	8.7420e-003	7.0520e-003
tblVehicleEF	LDA	0.03	0.20
tblVehicleEF	LDA	0.06	0.19
tblVehicleEF	LDA	2.3250e-003	2.4380e-003
tblVehicleEF	LDA	5.4500e-004	5.0100e-004
tblVehicleEF	LDA	0.04	0.05
tblVehicleEF	LDA	0.09	0.09
tblVehicleEF	LDA	0.03	0.04
tblVehicleEF	LDA	0.01	0.01
tblVehicleEF	LDA	0.03	0.20

Merrill Commerce Center (Off-Site Utilities Infrastructure Construction - Unmitigated) - San Bernardino-South Coast County, Summer

tblVehicleEF	LDA	0.06	0.21
tblVehicleEF	LDA	3.9680e-003	2.2030e-003
tblVehicleEF	LDA	3.5930e-003	0.04
tblVehicleEF	LDA	0.62	0.70
tblVehicleEF	LDA	0.82	1.68
tblVehicleEF	LDA	254.04	269.03
tblVehicleEF	LDA	52.85	49.95
tblVehicleEF	LDA	0.04	0.03
tblVehicleEF	LDA	1.6390e-003	1.3330e-003
tblVehicleEF	LDA	2.2390e-003	1.7020e-003
tblVehicleEF	LDA	1.5090e-003	1.2270e-003
tblVehicleEF	LDA	2.0590e-003	1.5650e-003
tblVehicleEF	LDA	0.08	0.11
tblVehicleEF	LDA	0.10	0.11
tblVehicleEF	LDA	0.06	0.09
tblVehicleEF	LDA	9.9310e-003	7.9980e-003
tblVehicleEF	LDA	0.03	0.20
tblVehicleEF	LDA	0.05	0.16
tblVehicleEF	LDA	2.5450e-003	2.6610e-003
tblVehicleEF	LDA	5.4200e-004	4.9400e-004
tblVehicleEF	LDA	0.08	0.11
tblVehicleEF	LDA	0.10	0.11
tblVehicleEF	LDA	0.06	0.09
tblVehicleEF	LDA	0.01	0.01
tblVehicleEF	LDA	0.03	0.20
tblVehicleEF	LDA	0.05	0.17
tblVehicleEF	LDA	3.3950e-003	1.8740e-003

Merrill Commerce Center (Off-Site Utilities Infrastructure Construction - Unmitigated) - San Bernardino-South Coast County, Summer

tblVehicleEF	LDA	4.2830e-003	0.04
tblVehicleEF	LDA	0.48	0.54
tblVehicleEF	LDA	0.97	1.98
tblVehicleEF	LDA	227.08	241.10
tblVehicleEF	LDA	52.85	50.53
tblVehicleEF	LDA	0.04	0.03
tblVehicleEF	LDA	1.6390e-003	1.3330e-003
tblVehicleEF	LDA	2.2390e-003	1.7020e-003
tblVehicleEF	LDA	1.5090e-003	1.2270e-003
tblVehicleEF	LDA	2.0590e-003	1.5650e-003
tblVehicleEF	LDA	0.04	0.05
tblVehicleEF	LDA	0.10	0.10
tblVehicleEF	LDA	0.03	0.04
tblVehicleEF	LDA	8.5140e-003	6.8740e-003
tblVehicleEF	LDA	0.04	0.23
tblVehicleEF	LDA	0.06	0.19
tblVehicleEF	LDA	2.2730e-003	2.3850e-003
tblVehicleEF	LDA	5.4500e-004	5.0000e-004
tblVehicleEF	LDA	0.04	0.05
tblVehicleEF	LDA	0.10	0.10
tblVehicleEF	LDA	0.03	0.04
tblVehicleEF	LDA	0.01	9.9970e-003
tblVehicleEF	LDA	0.04	0.23
tblVehicleEF	LDA	0.06	0.21
tblVehicleEF	LDT1	0.01	5.3250e-003
tblVehicleEF	LDT1	0.01	0.07
tblVehicleEF	LDT1	1.27	1.14

Merrill Commerce Center (Off-Site Utilities Infrastructure Construction - Unmitigated) - San Bernardino-South Coast County, Summer

tblVehicleEF	LDT1	2.92	2.25
tblVehicleEF	LDT1	294.54	292.95
tblVehicleEF	LDT1	66.91	61.63
tblVehicleEF	LDT1	0.13	0.10
tblVehicleEF	LDT1	2.4790e-003	1.8800e-003
tblVehicleEF	LDT1	3.3490e-003	2.4490e-003
tblVehicleEF	LDT1	2.2820e-003	1.7290e-003
tblVehicleEF	LDT1	3.0800e-003	2.2520e-003
tblVehicleEF	LDT1	0.16	0.16
tblVehicleEF	LDT1	0.29	0.22
tblVehicleEF	LDT1	0.11	0.11
tblVehicleEF	LDT1	0.03	0.02
tblVehicleEF	LDT1	0.18	0.75
tblVehicleEF	LDT1	0.20	0.35
tblVehicleEF	LDT1	2.9610e-003	2.8990e-003
tblVehicleEF	LDT1	7.2000e-004	6.1000e-004
tblVehicleEF	LDT1	0.16	0.16
tblVehicleEF	LDT1	0.29	0.22
tblVehicleEF	LDT1	0.11	0.11
tblVehicleEF	LDT1	0.04	0.03
tblVehicleEF	LDT1	0.18	0.75
tblVehicleEF	LDT1	0.22	0.38
tblVehicleEF	LDT1	0.01	6.0460e-003
tblVehicleEF	LDT1	0.01	0.06
tblVehicleEF	LDT1	1.52	1.39
tblVehicleEF	LDT1	2.41	1.87
tblVehicleEF	LDT1	320.99	316.51

Merrill Commerce Center (Off-Site Utilities Infrastructure Construction - Unmitigated) - San Bernardino-South Coast County, Summer

tblVehicleEF	LDT1	66.91	60.83
tblVehicleEF	LDT1	0.12	0.09
tblVehicleEF	LDT1	2.4790e-003	1.8800e-003
tblVehicleEF	LDT1	3.3490e-003	2.4490e-003
tblVehicleEF	LDT1	2.2820e-003	1.7290e-003
tblVehicleEF	LDT1	3.0800e-003	2.2520e-003
tblVehicleEF	LDT1	0.33	0.33
tblVehicleEF	LDT1	0.36	0.27
tblVehicleEF	LDT1	0.24	0.25
tblVehicleEF	LDT1	0.03	0.03
tblVehicleEF	LDT1	0.18	0.75
tblVehicleEF	LDT1	0.17	0.29
tblVehicleEF	LDT1	3.2290e-003	3.1320e-003
tblVehicleEF	LDT1	7.1100e-004	6.0200e-004
tblVehicleEF	LDT1	0.33	0.33
tblVehicleEF	LDT1	0.36	0.27
tblVehicleEF	LDT1	0.24	0.25
tblVehicleEF	LDT1	0.04	0.04
tblVehicleEF	LDT1	0.18	0.75
tblVehicleEF	LDT1	0.18	0.32
tblVehicleEF	LDT1	0.01	5.2030e-003
tblVehicleEF	LDT1	0.01	0.07
tblVehicleEF	LDT1	1.21	1.09
tblVehicleEF	LDT1	2.88	2.21
tblVehicleEF	LDT1	288.31	287.37
tblVehicleEF	LDT1	66.91	61.56
tblVehicleEF	LDT1	0.12	0.09

Merrill Commerce Center (Off-Site Utilities Infrastructure Construction - Unmitigated) - San Bernardino-South Coast County, Summer

tblVehicleEF	LDT1	2.4790e-003	1.8800e-003
tblVehicleEF	LDT1	3.3490e-003	2.4490e-003
tblVehicleEF	LDT1	2.2820e-003	1.7290e-003
tblVehicleEF	LDT1	3.0800e-003	2.2520e-003
tblVehicleEF	LDT1	0.17	0.17
tblVehicleEF	LDT1	0.34	0.25
tblVehicleEF	LDT1	0.10	0.11
tblVehicleEF	LDT1	0.03	0.02
tblVehicleEF	LDT1	0.21	0.88
tblVehicleEF	LDT1	0.20	0.35
tblVehicleEF	LDT1	2.8980e-003	2.8440e-003
tblVehicleEF	LDT1	7.2000e-004	6.0900e-004
tblVehicleEF	LDT1	0.17	0.17
tblVehicleEF	LDT1	0.34	0.25
tblVehicleEF	LDT1	0.10	0.11
tblVehicleEF	LDT1	0.04	0.03
tblVehicleEF	LDT1	0.21	0.88
tblVehicleEF	LDT1	0.22	0.38
tblVehicleEF	LDT2	5.3570e-003	3.4390e-003
tblVehicleEF	LDT2	6.4770e-003	0.06
tblVehicleEF	LDT2	0.71	0.83
tblVehicleEF	LDT2	1.39	2.58
tblVehicleEF	LDT2	328.11	308.59
tblVehicleEF	LDT2	74.12	65.18
tblVehicleEF	LDT2	0.07	0.07
tblVehicleEF	LDT2	1.7520e-003	1.4110e-003
tblVehicleEF	LDT2	2.4320e-003	1.7940e-003

Merrill Commerce Center (Off-Site Utilities Infrastructure Construction - Unmitigated) - San Bernardino-South Coast County, Summer

tblVehicleEF	LDT2	1.6110e-003	1.2980e-003
tblVehicleEF	LDT2	2.2360e-003	1.6500e-003
tblVehicleEF	LDT2	0.06	0.09
tblVehicleEF	LDT2	0.11	0.13
tblVehicleEF	LDT2	0.05	0.08
tblVehicleEF	LDT2	0.01	0.01
tblVehicleEF	LDT2	0.06	0.45
tblVehicleEF	LDT2	0.09	0.29
tblVehicleEF	LDT2	3.2870e-003	3.0530e-003
tblVehicleEF	LDT2	7.6500e-004	6.4500e-004
tblVehicleEF	LDT2	0.06	0.09
tblVehicleEF	LDT2	0.11	0.13
tblVehicleEF	LDT2	0.05	0.08
tblVehicleEF	LDT2	0.02	0.02
tblVehicleEF	LDT2	0.06	0.45
tblVehicleEF	LDT2	0.10	0.32
tblVehicleEF	LDT2	6.0780e-003	3.9290e-003
tblVehicleEF	LDT2	5.3990e-003	0.05
tblVehicleEF	LDT2	0.87	1.01
tblVehicleEF	LDT2	1.15	2.14
tblVehicleEF	LDT2	358.16	331.10
tblVehicleEF	LDT2	74.12	64.32
tblVehicleEF	LDT2	0.06	0.06
tblVehicleEF	LDT2	1.7520e-003	1.4110e-003
tblVehicleEF	LDT2	2.4320e-003	1.7940e-003
tblVehicleEF	LDT2	1.6110e-003	1.2980e-003
tblVehicleEF	LDT2	2.2360e-003	1.6500e-003

Merrill Commerce Center (Off-Site Utilities Infrastructure Construction - Unmitigated) - San Bernardino-South Coast County, Summer

tblVehicleEF	LDT2	0.12	0.19
tblVehicleEF	LDT2	0.13	0.16
tblVehicleEF	LDT2	0.10	0.16
tblVehicleEF	LDT2	0.02	0.02
tblVehicleEF	LDT2	0.06	0.45
tblVehicleEF	LDT2	0.07	0.25
tblVehicleEF	LDT2	3.5890e-003	3.2760e-003
tblVehicleEF	LDT2	7.6000e-004	6.3600e-004
tblVehicleEF	LDT2	0.12	0.19
tblVehicleEF	LDT2	0.13	0.16
tblVehicleEF	LDT2	0.10	0.16
tblVehicleEF	LDT2	0.02	0.02
tblVehicleEF	LDT2	0.06	0.45
tblVehicleEF	LDT2	0.08	0.27
tblVehicleEF	LDT2	5.2180e-003	3.3570e-003
tblVehicleEF	LDT2	6.4370e-003	0.06
tblVehicleEF	LDT2	0.67	0.78
tblVehicleEF	LDT2	1.37	2.54
tblVehicleEF	LDT2	321.03	303.26
tblVehicleEF	LDT2	74.12	65.10
tblVehicleEF	LDT2	0.07	0.07
tblVehicleEF	LDT2	1.7520e-003	1.4110e-003
tblVehicleEF	LDT2	2.4320e-003	1.7940e-003
tblVehicleEF	LDT2	1.6110e-003	1.2980e-003
tblVehicleEF	LDT2	2.2360e-003	1.6500e-003
tblVehicleEF	LDT2	0.06	0.09
tblVehicleEF	LDT2	0.12	0.15

Merrill Commerce Center (Off-Site Utilities Infrastructure Construction - Unmitigated) - San Bernardino-South Coast County, Summer

tblVehicleEF	LDT2	0.05	0.07
tblVehicleEF	LDT2	0.01	0.01
tblVehicleEF	LDT2	0.07	0.52
tblVehicleEF	LDT2	0.09	0.29
tblVehicleEF	LDT2	3.2150e-003	3.0000e-003
tblVehicleEF	LDT2	7.6400e-004	6.4400e-004
tblVehicleEF	LDT2	0.06	0.09
tblVehicleEF	LDT2	0.12	0.15
tblVehicleEF	LDT2	0.05	0.07
tblVehicleEF	LDT2	0.02	0.02
tblVehicleEF	LDT2	0.07	0.52
tblVehicleEF	LDT2	0.10	0.32
tblVehicleEF	LHD1	4.8470e-003	4.6170e-003
tblVehicleEF	LHD1	0.01	5.3670e-003
tblVehicleEF	LHD1	0.02	0.01
tblVehicleEF	LHD1	0.14	0.17
tblVehicleEF	LHD1	0.89	0.72
tblVehicleEF	LHD1	2.31	0.96
tblVehicleEF	LHD1	9.22	9.21
tblVehicleEF	LHD1	599.78	632.81
tblVehicleEF	LHD1	29.30	10.40
tblVehicleEF	LHD1	0.09	0.08
tblVehicleEF	LHD1	1.82	1.26
tblVehicleEF	LHD1	9.6000e-004	9.7300e-004
tblVehicleEF	LHD1	0.01	9.9970e-003
tblVehicleEF	LHD1	0.01	0.01
tblVehicleEF	LHD1	8.6900e-004	2.4100e-004

Merrill Commerce Center (Off-Site Utilities Infrastructure Construction - Unmitigated) - San Bernardino-South Coast County, Summer

tblVehicleEF	LHD1	9.1800e-004	9.3100e-004
tblVehicleEF	LHD1	2.5600e-003	2.4990e-003
tblVehicleEF	LHD1	0.01	9.5440e-003
tblVehicleEF	LHD1	7.9900e-004	2.2100e-004
tblVehicleEF	LHD1	3.4980e-003	2.8470e-003
tblVehicleEF	LHD1	0.11	0.08
tblVehicleEF	LHD1	0.02	0.02
tblVehicleEF	LHD1	1.7520e-003	1.4060e-003
tblVehicleEF	LHD1	0.08	0.06
tblVehicleEF	LHD1	0.35	0.55
tblVehicleEF	LHD1	0.24	0.07
tblVehicleEF	LHD1	9.2000e-005	8.9000e-005
tblVehicleEF	LHD1	5.8770e-003	6.1580e-003
tblVehicleEF	LHD1	3.3600e-004	1.0300e-004
tblVehicleEF	LHD1	3.4980e-003	2.8470e-003
tblVehicleEF	LHD1	0.11	0.08
tblVehicleEF	LHD1	0.02	0.03
tblVehicleEF	LHD1	1.7520e-003	1.4060e-003
tblVehicleEF	LHD1	0.09	0.07
tblVehicleEF	LHD1	0.35	0.55
tblVehicleEF	LHD1	0.26	0.08
tblVehicleEF	LHD1	4.8470e-003	4.6320e-003
tblVehicleEF	LHD1	0.01	5.4860e-003
tblVehicleEF	LHD1	0.02	0.01
tblVehicleEF	LHD1	0.14	0.17
tblVehicleEF	LHD1	0.91	0.73
tblVehicleEF	LHD1	2.16	0.90

Merrill Commerce Center (Off-Site Utilities Infrastructure Construction - Unmitigated) - San Bernardino-South Coast County, Summer

tblVehicleEF	LHD1	9.22	9.21
tblVehicleEF	LHD1	599.78	632.83
tblVehicleEF	LHD1	29.30	10.29
tblVehicleEF	LHD1	0.09	0.08
tblVehicleEF	LHD1	1.71	1.18
tblVehicleEF	LHD1	9.6000e-004	9.7300e-004
tblVehicleEF	LHD1	0.01	9.9970e-003
tblVehicleEF	LHD1	0.01	0.01
tblVehicleEF	LHD1	8.6900e-004	2.4100e-004
tblVehicleEF	LHD1	9.1800e-004	9.3100e-004
tblVehicleEF	LHD1	2.5600e-003	2.4990e-003
tblVehicleEF	LHD1	0.01	9.5440e-003
tblVehicleEF	LHD1	7.9900e-004	2.2100e-004
tblVehicleEF	LHD1	6.8610e-003	5.6090e-003
tblVehicleEF	LHD1	0.13	0.10
tblVehicleEF	LHD1	0.02	0.02
tblVehicleEF	LHD1	3.9020e-003	3.1720e-003
tblVehicleEF	LHD1	0.08	0.06
tblVehicleEF	LHD1	0.35	0.56
tblVehicleEF	LHD1	0.22	0.07
tblVehicleEF	LHD1	9.2000e-005	8.9000e-005
tblVehicleEF	LHD1	5.8770e-003	6.1580e-003
tblVehicleEF	LHD1	3.3400e-004	1.0200e-004
tblVehicleEF	LHD1	6.8610e-003	5.6090e-003
tblVehicleEF	LHD1	0.13	0.10
tblVehicleEF	LHD1	0.02	0.03
tblVehicleEF	LHD1	3.9020e-003	3.1720e-003

Merrill Commerce Center (Off-Site Utilities Infrastructure Construction - Unmitigated) - San Bernardino-South Coast County, Summer

tblVehicleEF	LHD1	0.09	0.07
tblVehicleEF	LHD1	0.35	0.56
tblVehicleEF	LHD1	0.24	0.07
tblVehicleEF	LHD1	4.8470e-003	4.6200e-003
tblVehicleEF	LHD1	0.01	5.3800e-003
tblVehicleEF	LHD1	0.02	0.01
tblVehicleEF	LHD1	0.14	0.17
tblVehicleEF	LHD1	0.89	0.72
tblVehicleEF	LHD1	2.27	0.95
tblVehicleEF	LHD1	9.22	9.21
tblVehicleEF	LHD1	599.78	632.81
tblVehicleEF	LHD1	29.30	10.37
tblVehicleEF	LHD1	0.09	0.08
tblVehicleEF	LHD1	1.79	1.24
tblVehicleEF	LHD1	9.6000e-004	9.7300e-004
tblVehicleEF	LHD1	0.01	9.9970e-003
tblVehicleEF	LHD1	0.01	0.01
tblVehicleEF	LHD1	8.6900e-004	2.4100e-004
tblVehicleEF	LHD1	9.1800e-004	9.3100e-004
tblVehicleEF	LHD1	2.5600e-003	2.4990e-003
tblVehicleEF	LHD1	0.01	9.5440e-003
tblVehicleEF	LHD1	7.9900e-004	2.2100e-004
tblVehicleEF	LHD1	3.7620e-003	3.1080e-003
tblVehicleEF	LHD1	0.12	0.09
tblVehicleEF	LHD1	0.02	0.02
tblVehicleEF	LHD1	1.7190e-003	1.3850e-003
tblVehicleEF	LHD1	0.08	0.06

Merrill Commerce Center (Off-Site Utilities Infrastructure Construction - Unmitigated) - San Bernardino-South Coast County, Summer

tblVehicleEF	LHD1	0.38	0.59
tblVehicleEF	LHD1	0.23	0.07
tblVehicleEF	LHD1	9.2000e-005	8.9000e-005
tblVehicleEF	LHD1	5.8770e-003	6.1580e-003
tblVehicleEF	LHD1	3.3600e-004	1.0300e-004
tblVehicleEF	LHD1	3.7620e-003	3.1080e-003
tblVehicleEF	LHD1	0.12	0.09
tblVehicleEF	LHD1	0.02	0.03
tblVehicleEF	LHD1	1.7190e-003	1.3850e-003
tblVehicleEF	LHD1	0.09	0.07
tblVehicleEF	LHD1	0.38	0.59
tblVehicleEF	LHD1	0.26	0.07
tblVehicleEF	LHD2	3.2790e-003	3.1180e-003
tblVehicleEF	LHD2	3.7300e-003	3.5830e-003
tblVehicleEF	LHD2	6.5990e-003	8.3140e-003
tblVehicleEF	LHD2	0.12	0.14
tblVehicleEF	LHD2	0.40	0.47
tblVehicleEF	LHD2	1.07	0.56
tblVehicleEF	LHD2	14.16	14.36
tblVehicleEF	LHD2	600.81	633.46
tblVehicleEF	LHD2	23.70	7.43
tblVehicleEF	LHD2	0.10	0.11
tblVehicleEF	LHD2	1.10	1.35
tblVehicleEF	LHD2	1.2350e-003	1.4280e-003
tblVehicleEF	LHD2	0.01	0.01
tblVehicleEF	LHD2	0.01	0.01
tblVehicleEF	LHD2	3.6900e-004	1.1500e-004

Merrill Commerce Center (Off-Site Utilities Infrastructure Construction - Unmitigated) - San Bernardino-South Coast County, Summer

tblVehicleEF	LHD2	1.1820e-003	1.3660e-003
tblVehicleEF	LHD2	2.6940e-003	2.7000e-003
tblVehicleEF	LHD2	0.01	0.01
tblVehicleEF	LHD2	3.3900e-004	1.0600e-004
tblVehicleEF	LHD2	1.1430e-003	1.3970e-003
tblVehicleEF	LHD2	0.03	0.04
tblVehicleEF	LHD2	0.01	0.02
tblVehicleEF	LHD2	6.3600e-004	7.4400e-004
tblVehicleEF	LHD2	0.05	0.06
tblVehicleEF	LHD2	0.07	0.25
tblVehicleEF	LHD2	0.09	0.04
tblVehicleEF	LHD2	1.3800e-004	1.3700e-004
tblVehicleEF	LHD2	5.8420e-003	6.1090e-003
tblVehicleEF	LHD2	2.5600e-004	7.4000e-005
tblVehicleEF	LHD2	1.1430e-003	1.3970e-003
tblVehicleEF	LHD2	0.03	0.04
tblVehicleEF	LHD2	0.02	0.02
tblVehicleEF	LHD2	6.3600e-004	7.4400e-004
tblVehicleEF	LHD2	0.06	0.07
tblVehicleEF	LHD2	0.07	0.25
tblVehicleEF	LHD2	0.10	0.04
tblVehicleEF	LHD2	3.2790e-003	3.1280e-003
tblVehicleEF	LHD2	3.7760e-003	3.6170e-003
tblVehicleEF	LHD2	6.3100e-003	7.9410e-003
tblVehicleEF	LHD2	0.12	0.14
tblVehicleEF	LHD2	0.40	0.47
tblVehicleEF	LHD2	1.01	0.53

Merrill Commerce Center (Off-Site Utilities Infrastructure Construction - Unmitigated) - San Bernardino-South Coast County, Summer

tblVehicleEF	LHD2	14.16	14.36
tblVehicleEF	LHD2	600.81	633.47
tblVehicleEF	LHD2	23.70	7.37
tblVehicleEF	LHD2	0.10	0.11
tblVehicleEF	LHD2	1.04	1.27
tblVehicleEF	LHD2	1.2350e-003	1.4280e-003
tblVehicleEF	LHD2	0.01	0.01
tblVehicleEF	LHD2	0.01	0.01
tblVehicleEF	LHD2	3.6900e-004	1.1500e-004
tblVehicleEF	LHD2	1.1820e-003	1.3660e-003
tblVehicleEF	LHD2	2.6940e-003	2.7000e-003
tblVehicleEF	LHD2	0.01	0.01
tblVehicleEF	LHD2	3.3900e-004	1.0600e-004
tblVehicleEF	LHD2	2.1960e-003	2.7020e-003
tblVehicleEF	LHD2	0.04	0.05
tblVehicleEF	LHD2	0.01	0.02
tblVehicleEF	LHD2	1.3570e-003	1.6140e-003
tblVehicleEF	LHD2	0.05	0.06
tblVehicleEF	LHD2	0.07	0.25
tblVehicleEF	LHD2	0.09	0.04
tblVehicleEF	LHD2	1.3800e-004	1.3700e-004
tblVehicleEF	LHD2	5.8420e-003	6.1090e-003
tblVehicleEF	LHD2	2.5500e-004	7.3000e-005
tblVehicleEF	LHD2	2.1960e-003	2.7020e-003
tblVehicleEF	LHD2	0.04	0.05
tblVehicleEF	LHD2	0.02	0.02
tblVehicleEF	LHD2	1.3570e-003	1.6140e-003

Merrill Commerce Center (Off-Site Utilities Infrastructure Construction - Unmitigated) - San Bernardino-South Coast County, Summer

tblVehicleEF	LHD2	0.06	0.07
tblVehicleEF	LHD2	0.07	0.25
tblVehicleEF	LHD2	0.09	0.04
tblVehicleEF	LHD2	3.2790e-003	3.1200e-003
tblVehicleEF	LHD2	3.7350e-003	3.5870e-003
tblVehicleEF	LHD2	6.5440e-003	8.2440e-003
tblVehicleEF	LHD2	0.12	0.14
tblVehicleEF	LHD2	0.40	0.47
tblVehicleEF	LHD2	1.06	0.56
tblVehicleEF	LHD2	14.16	14.36
tblVehicleEF	LHD2	600.81	633.47
tblVehicleEF	LHD2	23.70	7.42
tblVehicleEF	LHD2	0.10	0.11
tblVehicleEF	LHD2	1.09	1.33
tblVehicleEF	LHD2	1.2350e-003	1.4280e-003
tblVehicleEF	LHD2	0.01	0.01
tblVehicleEF	LHD2	0.01	0.01
tblVehicleEF	LHD2	3.6900e-004	1.1500e-004
tblVehicleEF	LHD2	1.1820e-003	1.3660e-003
tblVehicleEF	LHD2	2.6940e-003	2.7000e-003
tblVehicleEF	LHD2	0.01	0.01
tblVehicleEF	LHD2	3.3900e-004	1.0600e-004
tblVehicleEF	LHD2	1.1520e-003	1.4360e-003
tblVehicleEF	LHD2	0.04	0.05
tblVehicleEF	LHD2	0.01	0.02
tblVehicleEF	LHD2	6.2000e-004	7.2400e-004
tblVehicleEF	LHD2	0.05	0.06

Merrill Commerce Center (Off-Site Utilities Infrastructure Construction - Unmitigated) - San Bernardino-South Coast County, Summer

tblVehicleEF	LHD2	0.08	0.27
tblVehicleEF	LHD2	0.09	0.04
tblVehicleEF	LHD2	1.3800e-004	1.3700e-004
tblVehicleEF	LHD2	5.8420e-003	6.1090e-003
tblVehicleEF	LHD2	2.5600e-004	7.3000e-005
tblVehicleEF	LHD2	1.1520e-003	1.4360e-003
tblVehicleEF	LHD2	0.04	0.05
tblVehicleEF	LHD2	0.02	0.02
tblVehicleEF	LHD2	6.2000e-004	7.2400e-004
tblVehicleEF	LHD2	0.06	0.07
tblVehicleEF	LHD2	0.08	0.27
tblVehicleEF	LHD2	0.10	0.04
tblVehicleEF	MCY	0.44	0.33
tblVehicleEF	MCY	0.16	0.25
tblVehicleEF	MCY	19.74	19.97
tblVehicleEF	MCY	9.96	8.82
tblVehicleEF	MCY	169.37	211.12
tblVehicleEF	MCY	45.59	60.91
tblVehicleEF	MCY	1.15	1.16
tblVehicleEF	MCY	1.9350e-003	1.8990e-003
tblVehicleEF	MCY	3.3460e-003	2.8290e-003
tblVehicleEF	MCY	1.8090e-003	1.7750e-003
tblVehicleEF	MCY	3.1480e-003	2.6600e-003
tblVehicleEF	MCY	1.44	1.45
tblVehicleEF	MCY	0.81	0.82
tblVehicleEF	MCY	0.79	0.79
tblVehicleEF	MCY	2.20	2.21

Merrill Commerce Center (Off-Site Utilities Infrastructure Construction - Unmitigated) - San Bernardino-South Coast County, Summer

tblVehicleEF	MCY	0.47	1.89
tblVehicleEF	MCY	2.13	1.88
tblVehicleEF	MCY	2.0800e-003	2.0890e-003
tblVehicleEF	MCY	6.8100e-004	6.0300e-004
tblVehicleEF	MCY	1.44	1.45
tblVehicleEF	MCY	0.81	0.82
tblVehicleEF	MCY	0.79	0.79
tblVehicleEF	MCY	2.72	2.73
tblVehicleEF	MCY	0.47	1.89
tblVehicleEF	MCY	2.32	2.05
tblVehicleEF	MCY	0.43	0.32
tblVehicleEF	MCY	0.13	0.22
tblVehicleEF	MCY	19.87	20.11
tblVehicleEF	MCY	9.04	7.97
tblVehicleEF	MCY	169.37	211.15
tblVehicleEF	MCY	45.59	58.66
tblVehicleEF	MCY	0.98	0.98
tblVehicleEF	MCY	1.9350e-003	1.8990e-003
tblVehicleEF	MCY	3.3460e-003	2.8290e-003
tblVehicleEF	MCY	1.8090e-003	1.7750e-003
tblVehicleEF	MCY	3.1480e-003	2.6600e-003
tblVehicleEF	MCY	3.11	3.14
tblVehicleEF	MCY	1.24	1.27
tblVehicleEF	MCY	2.09	2.10
tblVehicleEF	MCY	2.15	2.16
tblVehicleEF	MCY	0.47	1.88
tblVehicleEF	MCY	1.84	1.62

Merrill Commerce Center (Off-Site Utilities Infrastructure Construction - Unmitigated) - San Bernardino-South Coast County, Summer

tblVehicleEF	MCY	2.0800e-003	2.0890e-003
tblVehicleEF	MCY	6.5700e-004	5.8000e-004
tblVehicleEF	MCY	3.11	3.14
tblVehicleEF	MCY	1.24	1.27
tblVehicleEF	MCY	2.09	2.10
tblVehicleEF	MCY	2.66	2.66
tblVehicleEF	MCY	0.47	1.88
tblVehicleEF	MCY	2.00	1.76
tblVehicleEF	MCY	0.43	0.32
tblVehicleEF	MCY	0.15	0.24
tblVehicleEF	MCY	18.88	19.09
tblVehicleEF	MCY	9.60	8.48
tblVehicleEF	MCY	169.37	209.60
tblVehicleEF	MCY	45.59	60.13
tblVehicleEF	MCY	1.11	1.12
tblVehicleEF	MCY	1.9350e-003	1.8990e-003
tblVehicleEF	MCY	3.3460e-003	2.8290e-003
tblVehicleEF	MCY	1.8090e-003	1.7750e-003
tblVehicleEF	MCY	3.1480e-003	2.6600e-003
tblVehicleEF	MCY	1.69	1.70
tblVehicleEF	MCY	1.09	1.10
tblVehicleEF	MCY	0.70	0.70
tblVehicleEF	MCY	2.17	2.18
tblVehicleEF	MCY	0.53	2.16
tblVehicleEF	MCY	2.06	1.81
tblVehicleEF	MCY	2.0660e-003	2.0740e-003
tblVehicleEF	MCY	6.7300e-004	5.9500e-004

Merrill Commerce Center (Off-Site Utilities Infrastructure Construction - Unmitigated) - San Bernardino-South Coast County, Summer

tblVehicleEF	MCY	1.69	1.70
tblVehicleEF	MCY	1.09	1.10
tblVehicleEF	MCY	0.70	0.70
tblVehicleEF	MCY	2.68	2.68
tblVehicleEF	MCY	0.53	2.16
tblVehicleEF	MCY	2.24	1.97
tblVehicleEF	MDV	0.01	4.3590e-003
tblVehicleEF	MDV	0.02	0.08
tblVehicleEF	MDV	1.13	0.93
tblVehicleEF	MDV	2.68	2.97
tblVehicleEF	MDV	455.56	385.79
tblVehicleEF	MDV	101.88	81.00
tblVehicleEF	MDV	0.14	0.09
tblVehicleEF	MDV	1.7950e-003	1.4890e-003
tblVehicleEF	MDV	2.4230e-003	1.8380e-003
tblVehicleEF	MDV	1.6540e-003	1.3740e-003
tblVehicleEF	MDV	2.2280e-003	1.6900e-003
tblVehicleEF	MDV	0.09	0.11
tblVehicleEF	MDV	0.19	0.16
tblVehicleEF	MDV	0.08	0.10
tblVehicleEF	MDV	0.03	0.02
tblVehicleEF	MDV	0.11	0.49
tblVehicleEF	MDV	0.20	0.37
tblVehicleEF	MDV	4.5620e-003	3.8140e-003
tblVehicleEF	MDV	1.0660e-003	8.0200e-004
tblVehicleEF	MDV	0.09	0.11
tblVehicleEF	MDV	0.19	0.16

Merrill Commerce Center (Off-Site Utilities Infrastructure Construction - Unmitigated) - San Bernardino-South Coast County, Summer

tblVehicleEF	MDV	0.08	0.10
tblVehicleEF	MDV	0.04	0.03
tblVehicleEF	MDV	0.11	0.49
tblVehicleEF	MDV	0.22	0.41
tblVehicleEF	MDV	0.01	4.9900e-003
tblVehicleEF	MDV	0.01	0.07
tblVehicleEF	MDV	1.38	1.14
tblVehicleEF	MDV	2.22	2.45
tblVehicleEF	MDV	495.92	409.60
tblVehicleEF	MDV	101.88	79.98
tblVehicleEF	MDV	0.13	0.08
tblVehicleEF	MDV	1.7950e-003	1.4890e-003
tblVehicleEF	MDV	2.4230e-003	1.8380e-003
tblVehicleEF	MDV	1.6540e-003	1.3740e-003
tblVehicleEF	MDV	2.2280e-003	1.6900e-003
tblVehicleEF	MDV	0.19	0.22
tblVehicleEF	MDV	0.22	0.18
tblVehicleEF	MDV	0.17	0.20
tblVehicleEF	MDV	0.03	0.02
tblVehicleEF	MDV	0.11	0.49
tblVehicleEF	MDV	0.17	0.31
tblVehicleEF	MDV	4.9690e-003	4.0490e-003
tblVehicleEF	MDV	1.0570e-003	7.9200e-004
tblVehicleEF	MDV	0.19	0.22
tblVehicleEF	MDV	0.22	0.18
tblVehicleEF	MDV	0.17	0.20
tblVehicleEF	MDV	0.04	0.03

Merrill Commerce Center (Off-Site Utilities Infrastructure Construction - Unmitigated) - San Bernardino-South Coast County, Summer

tblVehicleEF	MDV	0.11	0.49
tblVehicleEF	MDV	0.19	0.34
tblVehicleEF	MDV	0.01	4.2510e-003
tblVehicleEF	MDV	0.01	0.08
tblVehicleEF	MDV	1.07	0.88
tblVehicleEF	MDV	2.64	2.92
tblVehicleEF	MDV	446.15	380.15
tblVehicleEF	MDV	101.88	80.92
tblVehicleEF	MDV	0.13	0.08
tblVehicleEF	MDV	1.7950e-003	1.4890e-003
tblVehicleEF	MDV	2.4230e-003	1.8380e-003
tblVehicleEF	MDV	1.6540e-003	1.3740e-003
tblVehicleEF	MDV	2.2280e-003	1.6900e-003
tblVehicleEF	MDV	0.09	0.11
tblVehicleEF	MDV	0.21	0.17
tblVehicleEF	MDV	0.08	0.09
tblVehicleEF	MDV	0.03	0.02
tblVehicleEF	MDV	0.12	0.56
tblVehicleEF	MDV	0.20	0.37
tblVehicleEF	MDV	4.4680e-003	3.7580e-003
tblVehicleEF	MDV	1.0650e-003	8.0100e-004
tblVehicleEF	MDV	0.09	0.11
tblVehicleEF	MDV	0.21	0.17
tblVehicleEF	MDV	0.08	0.09
tblVehicleEF	MDV	0.04	0.03
tblVehicleEF	MDV	0.12	0.56
tblVehicleEF	MDV	0.22	0.41

Merrill Commerce Center (Off-Site Utilities Infrastructure Construction - Unmitigated) - San Bernardino-South Coast County, Summer

tblVehicleEF	MH	0.03	3.6900e-003
tblVehicleEF	MH	0.02	0.00
tblVehicleEF	MH	2.16	0.34
tblVehicleEF	MH	5.58	0.00
tblVehicleEF	MH	1,051.62	939.00
tblVehicleEF	MH	58.77	0.00
tblVehicleEF	MH	1.36	4.26
tblVehicleEF	MH	0.01	0.02
tblVehicleEF	MH	0.03	0.13
tblVehicleEF	MH	1.0410e-003	0.00
tblVehicleEF	MH	3.2250e-003	4.0000e-003
tblVehicleEF	MH	0.03	0.12
tblVehicleEF	MH	9.5800e-004	0.00
tblVehicleEF	MH	1.28	0.00
tblVehicleEF	MH	0.08	0.00
tblVehicleEF	MH	0.45	0.00
tblVehicleEF	MH	0.08	0.08
tblVehicleEF	MH	0.03	0.00
tblVehicleEF	MH	0.32	0.00
tblVehicleEF	MH	0.01	8.8770e-003
tblVehicleEF	MH	6.8500e-004	0.00
tblVehicleEF	MH	1.28	0.00
tblVehicleEF	MH	0.08	0.00
tblVehicleEF	MH	0.45	0.00
tblVehicleEF	MH	0.11	0.09
tblVehicleEF	MH	0.03	0.00
tblVehicleEF	MH	0.35	0.00

Merrill Commerce Center (Off-Site Utilities Infrastructure Construction - Unmitigated) - San Bernardino-South Coast County, Summer

tblVehicleEF	MH	0.03	3.6900e-003
tblVehicleEF	MH	0.02	0.00
tblVehicleEF	MH	2.24	0.34
tblVehicleEF	MH	5.08	0.00
tblVehicleEF	MH	1,051.62	939.00
tblVehicleEF	MH	58.77	0.00
tblVehicleEF	MH	1.24	4.00
tblVehicleEF	MH	0.01	0.02
tblVehicleEF	MH	0.03	0.13
tblVehicleEF	MH	1.0410e-003	0.00
tblVehicleEF	MH	3.2250e-003	4.0000e-003
tblVehicleEF	MH	0.03	0.12
tblVehicleEF	MH	9.5800e-004	0.00
tblVehicleEF	MH	2.51	0.00
tblVehicleEF	MH	0.09	0.00
tblVehicleEF	MH	1.05	0.00
tblVehicleEF	MH	0.08	0.08
tblVehicleEF	MH	0.03	0.00
tblVehicleEF	MH	0.30	0.00
tblVehicleEF	MH	0.01	8.8770e-003
tblVehicleEF	MH	6.7600e-004	0.00
tblVehicleEF	MH	2.51	0.00
tblVehicleEF	MH	0.09	0.00
tblVehicleEF	MH	1.05	0.00
tblVehicleEF	MH	0.12	0.09
tblVehicleEF	MH	0.03	0.00
tblVehicleEF	MH	0.33	0.00

Merrill Commerce Center (Off-Site Utilities Infrastructure Construction - Unmitigated) - San Bernardino-South Coast County, Summer

tblVehicleEF	MH	0.03	3.6900e-003
tblVehicleEF	MH	0.02	0.00
tblVehicleEF	MH	2.17	0.34
tblVehicleEF	MH	5.52	0.00
tblVehicleEF	MH	1,051.62	939.00
tblVehicleEF	MH	58.77	0.00
tblVehicleEF	MH	1.33	4.19
tblVehicleEF	MH	0.01	0.02
tblVehicleEF	MH	0.03	0.13
tblVehicleEF	MH	1.0410e-003	0.00
tblVehicleEF	MH	3.2250e-003	4.0000e-003
tblVehicleEF	MH	0.03	0.12
tblVehicleEF	MH	9.5800e-004	0.00
tblVehicleEF	MH	1.50	0.00
tblVehicleEF	MH	0.10	0.00
tblVehicleEF	MH	0.46	0.00
tblVehicleEF	MH	0.08	0.08
tblVehicleEF	MH	0.03	0.00
tblVehicleEF	MH	0.32	0.00
tblVehicleEF	MH	0.01	8.8770e-003
tblVehicleEF	MH	6.8400e-004	0.00
tblVehicleEF	MH	1.50	0.00
tblVehicleEF	MH	0.10	0.00
tblVehicleEF	MH	0.46	0.00
tblVehicleEF	MH	0.11	0.09
tblVehicleEF	MH	0.03	0.00
tblVehicleEF	MH	0.35	0.00

Merrill Commerce Center (Off-Site Utilities Infrastructure Construction - Unmitigated) - San Bernardino-South Coast County, Summer

tblVehicleEF	MHD	0.02	3.0880e-003
tblVehicleEF	MHD	2.6000e-003	1.2060e-003
tblVehicleEF	MHD	0.04	7.8410e-003
tblVehicleEF	MHD	0.30	0.34
tblVehicleEF	MHD	0.23	0.16
tblVehicleEF	MHD	4.34	0.86
tblVehicleEF	MHD	155.87	64.48
tblVehicleEF	MHD	1,101.40	956.24
tblVehicleEF	MHD	50.42	7.77
tblVehicleEF	MHD	0.42	0.35
tblVehicleEF	MHD	0.64	1.01
tblVehicleEF	MHD	1.0400e-004	2.8300e-004
tblVehicleEF	MHD	2.7700e-003	7.5800e-003
tblVehicleEF	MHD	6.8900e-004	9.0000e-005
tblVehicleEF	MHD	9.9000e-005	2.7100e-004
tblVehicleEF	MHD	2.6470e-003	7.2480e-003
tblVehicleEF	MHD	6.3400e-004	8.3000e-005
tblVehicleEF	MHD	1.0590e-003	4.8600e-004
tblVehicleEF	MHD	0.04	0.02
tblVehicleEF	MHD	0.02	0.02
tblVehicleEF	MHD	5.6000e-004	2.5600e-004
tblVehicleEF	MHD	0.03	0.01
tblVehicleEF	MHD	0.01	0.09
tblVehicleEF	MHD	0.27	0.04
tblVehicleEF	MHD	1.4970e-003	6.1200e-004
tblVehicleEF	MHD	0.01	9.1120e-003
tblVehicleEF	MHD	5.8000e-004	7.7000e-005

Merrill Commerce Center (Off-Site Utilities Infrastructure Construction - Unmitigated) - San Bernardino-South Coast County, Summer

tblVehicleEF	MHD	1.0590e-003	4.8600e-004
tblVehicleEF	MHD	0.04	0.02
tblVehicleEF	MHD	0.03	0.02
tblVehicleEF	MHD	5.6000e-004	2.5600e-004
tblVehicleEF	MHD	0.03	0.01
tblVehicleEF	MHD	0.01	0.09
tblVehicleEF	MHD	0.29	0.04
tblVehicleEF	MHD	0.01	2.9410e-003
tblVehicleEF	MHD	2.6390e-003	1.2330e-003
tblVehicleEF	MHD	0.04	7.4810e-003
tblVehicleEF	MHD	0.22	0.29
tblVehicleEF	MHD	0.23	0.17
tblVehicleEF	MHD	4.06	0.80
tblVehicleEF	MHD	165.10	64.29
tblVehicleEF	MHD	1,101.40	956.24
tblVehicleEF	MHD	50.42	7.68
tblVehicleEF	MHD	0.44	0.34
tblVehicleEF	MHD	0.60	0.95
tblVehicleEF	MHD	8.7000e-005	2.4200e-004
tblVehicleEF	MHD	2.7700e-003	7.5800e-003
tblVehicleEF	MHD	6.8900e-004	9.0000e-005
tblVehicleEF	MHD	8.4000e-005	2.3100e-004
tblVehicleEF	MHD	2.6470e-003	7.2480e-003
tblVehicleEF	MHD	6.3400e-004	8.3000e-005
tblVehicleEF	MHD	2.0770e-003	9.5400e-004
tblVehicleEF	MHD	0.04	0.02
tblVehicleEF	MHD	0.02	0.02

Merrill Commerce Center (Off-Site Utilities Infrastructure Construction - Unmitigated) - San Bernardino-South Coast County, Summer

tblVehicleEF	MHD	1.2630e-003	5.7800e-004
tblVehicleEF	MHD	0.03	0.01
tblVehicleEF	MHD	0.01	0.09
tblVehicleEF	MHD	0.25	0.04
tblVehicleEF	MHD	1.5840e-003	6.1000e-004
tblVehicleEF	MHD	0.01	9.1120e-003
tblVehicleEF	MHD	5.7500e-004	7.6000e-005
tblVehicleEF	MHD	2.0770e-003	9.5400e-004
tblVehicleEF	MHD	0.04	0.02
tblVehicleEF	MHD	0.03	0.02
tblVehicleEF	MHD	1.2630e-003	5.7800e-004
tblVehicleEF	MHD	0.03	0.01
tblVehicleEF	MHD	0.01	0.09
tblVehicleEF	MHD	0.28	0.04
tblVehicleEF	MHD	0.02	3.3060e-003
tblVehicleEF	MHD	2.6040e-003	1.2080e-003
tblVehicleEF	MHD	0.04	7.7490e-003
tblVehicleEF	MHD	0.41	0.40
tblVehicleEF	MHD	0.23	0.16
tblVehicleEF	MHD	4.27	0.85
tblVehicleEF	MHD	143.11	64.74
tblVehicleEF	MHD	1,101.40	956.24
tblVehicleEF	MHD	50.42	7.75
tblVehicleEF	MHD	0.40	0.37
tblVehicleEF	MHD	0.63	0.99
tblVehicleEF	MHD	1.2600e-004	3.4100e-004
tblVehicleEF	MHD	2.7700e-003	7.5800e-003

Merrill Commerce Center (Off-Site Utilities Infrastructure Construction - Unmitigated) - San Bernardino-South Coast County, Summer

tblVehicleEF	MHD	6.8900e-004	9.0000e-005
tblVehicleEF	MHD	1.2100e-004	3.2600e-004
tblVehicleEF	MHD	2.6470e-003	7.2480e-003
tblVehicleEF	MHD	6.3400e-004	8.3000e-005
tblVehicleEF	MHD	1.1160e-003	5.1400e-004
tblVehicleEF	MHD	0.04	0.02
tblVehicleEF	MHD	0.02	0.02
tblVehicleEF	MHD	5.4700e-004	2.5000e-004
tblVehicleEF	MHD	0.03	0.01
tblVehicleEF	MHD	0.02	0.10
tblVehicleEF	MHD	0.26	0.04
tblVehicleEF	MHD	1.3770e-003	6.1400e-004
tblVehicleEF	MHD	0.01	9.1120e-003
tblVehicleEF	MHD	5.7900e-004	7.7000e-005
tblVehicleEF	MHD	1.1160e-003	5.1400e-004
tblVehicleEF	MHD	0.04	0.02
tblVehicleEF	MHD	0.03	0.02
tblVehicleEF	MHD	5.4700e-004	2.5000e-004
tblVehicleEF	MHD	0.03	0.01
tblVehicleEF	MHD	0.02	0.10
tblVehicleEF	MHD	0.29	0.04
tblVehicleEF	OBUS	0.01	9.0290e-003
tblVehicleEF	OBUS	7.2410e-003	6.3900e-003
tblVehicleEF	OBUS	0.03	0.02
tblVehicleEF	OBUS	0.24	0.50
tblVehicleEF	OBUS	0.47	0.76
tblVehicleEF	OBUS	5.59	2.60

Merrill Commerce Center (Off-Site Utilities Infrastructure Construction - Unmitigated) - San Bernardino-South Coast County, Summer

tblVehicleEF	OBUS	65.08	64.96
tblVehicleEF	OBUS	1,122.26	1,426.10
tblVehicleEF	OBUS	70.20	21.19
tblVehicleEF	OBUS	0.12	0.23
tblVehicleEF	OBUS	0.45	0.90
tblVehicleEF	OBUS	1.1000e-005	7.7000e-005
tblVehicleEF	OBUS	1.9630e-003	6.3040e-003
tblVehicleEF	OBUS	9.4500e-004	2.3600e-004
tblVehicleEF	OBUS	1.1000e-005	7.4000e-005
tblVehicleEF	OBUS	1.8550e-003	6.0110e-003
tblVehicleEF	OBUS	8.6900e-004	2.1700e-004
tblVehicleEF	OBUS	1.9890e-003	2.7750e-003
tblVehicleEF	OBUS	0.02	0.03
tblVehicleEF	OBUS	0.03	0.05
tblVehicleEF	OBUS	8.6300e-004	1.1530e-003
tblVehicleEF	OBUS	0.03	0.03
tblVehicleEF	OBUS	0.05	0.32
tblVehicleEF	OBUS	0.34	0.12
tblVehicleEF	OBUS	6.3300e-004	6.2000e-004
tblVehicleEF	OBUS	0.01	0.01
tblVehicleEF	OBUS	8.0000e-004	2.1000e-004
tblVehicleEF	OBUS	1.9890e-003	2.7750e-003
tblVehicleEF	OBUS	0.02	0.03
tblVehicleEF	OBUS	0.04	0.06
tblVehicleEF	OBUS	8.6300e-004	1.1530e-003
tblVehicleEF	OBUS	0.04	0.05
tblVehicleEF	OBUS	0.05	0.32

Merrill Commerce Center (Off-Site Utilities Infrastructure Construction - Unmitigated) - San Bernardino-South Coast County, Summer

tblVehicleEF	OBUS	0.38	0.14
tblVehicleEF	OBUS	0.01	9.1020e-003
tblVehicleEF	OBUS	7.4380e-003	6.5800e-003
tblVehicleEF	OBUS	0.03	0.02
tblVehicleEF	OBUS	0.24	0.49
tblVehicleEF	OBUS	0.49	0.79
tblVehicleEF	OBUS	5.12	2.38
tblVehicleEF	OBUS	67.92	64.29
tblVehicleEF	OBUS	1,122.26	1,426.14
tblVehicleEF	OBUS	70.20	20.83
tblVehicleEF	OBUS	0.13	0.22
tblVehicleEF	OBUS	0.41	0.82
tblVehicleEF	OBUS	9.0000e-006	6.8000e-005
tblVehicleEF	OBUS	1.9630e-003	6.3040e-003
tblVehicleEF	OBUS	9.4500e-004	2.3600e-004
tblVehicleEF	OBUS	9.0000e-006	6.5000e-005
tblVehicleEF	OBUS	1.8550e-003	6.0110e-003
tblVehicleEF	OBUS	8.6900e-004	2.1700e-004
tblVehicleEF	OBUS	3.8500e-003	5.3940e-003
tblVehicleEF	OBUS	0.02	0.03
tblVehicleEF	OBUS	0.03	0.05
tblVehicleEF	OBUS	1.9610e-003	2.6310e-003
tblVehicleEF	OBUS	0.03	0.03
tblVehicleEF	OBUS	0.05	0.32
tblVehicleEF	OBUS	0.32	0.12
tblVehicleEF	OBUS	6.6000e-004	6.1400e-004
tblVehicleEF	OBUS	0.01	0.01

Merrill Commerce Center (Off-Site Utilities Infrastructure Construction - Unmitigated) - San Bernardino-South Coast County, Summer

tblVehicleEF	OBUS	7.9200e-004	2.0600e-004
tblVehicleEF	OBUS	3.8500e-003	5.3940e-003
tblVehicleEF	OBUS	0.02	0.03
tblVehicleEF	OBUS	0.04	0.06
tblVehicleEF	OBUS	1.9610e-003	2.6310e-003
tblVehicleEF	OBUS	0.04	0.05
tblVehicleEF	OBUS	0.05	0.32
tblVehicleEF	OBUS	0.36	0.13
tblVehicleEF	OBUS	0.01	8.9680e-003
tblVehicleEF	OBUS	7.2610e-003	6.4110e-003
tblVehicleEF	OBUS	0.03	0.02
tblVehicleEF	OBUS	0.25	0.50
tblVehicleEF	OBUS	0.48	0.77
tblVehicleEF	OBUS	5.55	2.58
tblVehicleEF	OBUS	61.15	65.88
tblVehicleEF	OBUS	1,122.26	1,426.10
tblVehicleEF	OBUS	70.20	21.16
tblVehicleEF	OBUS	0.12	0.25
tblVehicleEF	OBUS	0.44	0.88
tblVehicleEF	OBUS	1.4000e-005	8.9000e-005
tblVehicleEF	OBUS	1.9630e-003	6.3040e-003
tblVehicleEF	OBUS	9.4500e-004	2.3600e-004
tblVehicleEF	OBUS	1.3000e-005	8.5000e-005
tblVehicleEF	OBUS	1.8550e-003	6.0110e-003
tblVehicleEF	OBUS	8.6900e-004	2.1700e-004
tblVehicleEF	OBUS	2.0720e-003	2.9560e-003
tblVehicleEF	OBUS	0.02	0.03

Merrill Commerce Center (Off-Site Utilities Infrastructure Construction - Unmitigated) - San Bernardino-South Coast County, Summer

tblVehicleEF	OBUS	0.03	0.05
tblVehicleEF	OBUS	8.6200e-004	1.1590e-003
tblVehicleEF	OBUS	0.03	0.03
tblVehicleEF	OBUS	0.05	0.34
tblVehicleEF	OBUS	0.34	0.12
tblVehicleEF	OBUS	5.9600e-004	6.2900e-004
tblVehicleEF	OBUS	0.01	0.01
tblVehicleEF	OBUS	7.9900e-004	2.0900e-004
tblVehicleEF	OBUS	2.0720e-003	2.9560e-003
tblVehicleEF	OBUS	0.02	0.03
tblVehicleEF	OBUS	0.04	0.06
tblVehicleEF	OBUS	8.6200e-004	1.1590e-003
tblVehicleEF	OBUS	0.04	0.05
tblVehicleEF	OBUS	0.05	0.34
tblVehicleEF	OBUS	0.38	0.14
tblVehicleEF	SBUS	0.83	0.04
tblVehicleEF	SBUS	9.2120e-003	5.9790e-003
tblVehicleEF	SBUS	0.06	4.3250e-003
tblVehicleEF	SBUS	5.90	2.05
tblVehicleEF	SBUS	0.56	0.51
tblVehicleEF	SBUS	5.13	0.57
tblVehicleEF	SBUS	1,231.15	333.61
tblVehicleEF	SBUS	1,120.79	1,098.25
tblVehicleEF	SBUS	39.22	3.39
tblVehicleEF	SBUS	10.14	3.15
tblVehicleEF	SBUS	3.99	4.52
tblVehicleEF	SBUS	9.1600e-003	3.2820e-003

Merrill Commerce Center (Off-Site Utilities Infrastructure Construction - Unmitigated) - San Bernardino-South Coast County, Summer

tblVehicleEF	SBUS	0.01	0.01
tblVehicleEF	SBUS	0.02	0.03
tblVehicleEF	SBUS	5.6800e-004	3.3000e-005
tblVehicleEF	SBUS	8.7640e-003	3.1400e-003
tblVehicleEF	SBUS	2.7400e-003	2.7500e-003
tblVehicleEF	SBUS	0.02	0.02
tblVehicleEF	SBUS	5.2200e-004	3.0000e-005
tblVehicleEF	SBUS	2.9390e-003	7.2900e-004
tblVehicleEF	SBUS	0.02	5.5220e-003
tblVehicleEF	SBUS	0.70	0.21
tblVehicleEF	SBUS	1.3780e-003	3.6500e-004
tblVehicleEF	SBUS	0.10	0.09
tblVehicleEF	SBUS	9.1030e-003	0.03
tblVehicleEF	SBUS	0.27	0.02
tblVehicleEF	SBUS	0.01	3.1720e-003
tblVehicleEF	SBUS	0.01	0.01
tblVehicleEF	SBUS	4.8100e-004	3.4000e-005
tblVehicleEF	SBUS	2.9390e-003	7.2900e-004
tblVehicleEF	SBUS	0.02	5.5220e-003
tblVehicleEF	SBUS	1.00	0.30
tblVehicleEF	SBUS	1.3780e-003	3.6500e-004
tblVehicleEF	SBUS	0.12	0.10
tblVehicleEF	SBUS	9.1030e-003	0.03
tblVehicleEF	SBUS	0.29	0.03
tblVehicleEF	SBUS	0.83	0.05
tblVehicleEF	SBUS	9.3730e-003	6.0530e-003
tblVehicleEF	SBUS	0.05	3.5770e-003

Merrill Commerce Center (Off-Site Utilities Infrastructure Construction - Unmitigated) - San Bernardino-South Coast County, Summer

tblVehicleEF	SBUS	5.77	2.01
tblVehicleEF	SBUS	0.57	0.52
tblVehicleEF	SBUS	3.51	0.40
tblVehicleEF	SBUS	1,292.80	340.36
tblVehicleEF	SBUS	1,120.79	1,098.26
tblVehicleEF	SBUS	39.22	3.11
tblVehicleEF	SBUS	10.46	3.21
tblVehicleEF	SBUS	3.74	4.23
tblVehicleEF	SBUS	7.7220e-003	2.7750e-003
tblVehicleEF	SBUS	0.01	0.01
tblVehicleEF	SBUS	0.02	0.03
tblVehicleEF	SBUS	5.6800e-004	3.3000e-005
tblVehicleEF	SBUS	7.3880e-003	2.6550e-003
tblVehicleEF	SBUS	2.7400e-003	2.7500e-003
tblVehicleEF	SBUS	0.02	0.02
tblVehicleEF	SBUS	5.2200e-004	3.0000e-005
tblVehicleEF	SBUS	5.5960e-003	1.3160e-003
tblVehicleEF	SBUS	0.02	5.7640e-003
tblVehicleEF	SBUS	0.70	0.21
tblVehicleEF	SBUS	2.9710e-003	7.0300e-004
tblVehicleEF	SBUS	0.10	0.09
tblVehicleEF	SBUS	8.3110e-003	0.03
tblVehicleEF	SBUS	0.22	0.02
tblVehicleEF	SBUS	0.01	3.2360e-003
tblVehicleEF	SBUS	0.01	0.01
tblVehicleEF	SBUS	4.5400e-004	3.1000e-005
tblVehicleEF	SBUS	5.5960e-003	1.3160e-003

Merrill Commerce Center (Off-Site Utilities Infrastructure Construction - Unmitigated) - San Bernardino-South Coast County, Summer

tblVehicleEF	SBUS	0.02	5.7640e-003
tblVehicleEF	SBUS	1.00	0.30
tblVehicleEF	SBUS	2.9710e-003	7.0300e-004
tblVehicleEF	SBUS	0.12	0.10
tblVehicleEF	SBUS	8.3110e-003	0.03
tblVehicleEF	SBUS	0.24	0.02
tblVehicleEF	SBUS	0.83	0.04
tblVehicleEF	SBUS	9.2160e-003	5.9750e-003
tblVehicleEF	SBUS	0.06	4.4250e-003
tblVehicleEF	SBUS	6.08	2.09
tblVehicleEF	SBUS	0.56	0.51
tblVehicleEF	SBUS	5.17	0.59
tblVehicleEF	SBUS	1,146.01	324.30
tblVehicleEF	SBUS	1,120.79	1,098.25
tblVehicleEF	SBUS	39.22	3.42
tblVehicleEF	SBUS	9.69	3.08
tblVehicleEF	SBUS	3.93	4.45
tblVehicleEF	SBUS	0.01	3.9810e-003
tblVehicleEF	SBUS	0.01	0.01
tblVehicleEF	SBUS	0.02	0.03
tblVehicleEF	SBUS	5.6800e-004	3.3000e-005
tblVehicleEF	SBUS	0.01	3.8090e-003
tblVehicleEF	SBUS	2.7400e-003	2.7500e-003
tblVehicleEF	SBUS	0.02	0.02
tblVehicleEF	SBUS	5.2200e-004	3.0000e-005
tblVehicleEF	SBUS	2.8670e-003	6.8400e-004
tblVehicleEF	SBUS	0.02	5.6560e-003

Merrill Commerce Center (Off-Site Utilities Infrastructure Construction - Unmitigated) - San Bernardino-South Coast County, Summer

tblVehicleEF	SBUS	0.70	0.21
tblVehicleEF	SBUS	1.3540e-003	3.6500e-004
tblVehicleEF	SBUS	0.10	0.09
tblVehicleEF	SBUS	0.01	0.04
tblVehicleEF	SBUS	0.27	0.03
tblVehicleEF	SBUS	0.01	3.0840e-003
tblVehicleEF	SBUS	0.01	0.01
tblVehicleEF	SBUS	4.8200e-004	3.4000e-005
tblVehicleEF	SBUS	2.8670e-003	6.8400e-004
tblVehicleEF	SBUS	0.02	5.6560e-003
tblVehicleEF	SBUS	1.01	0.30
tblVehicleEF	SBUS	1.3540e-003	3.6500e-004
tblVehicleEF	SBUS	0.12	0.10
tblVehicleEF	SBUS	0.01	0.04
tblVehicleEF	SBUS	0.30	0.03
tblVehicleEF	UBUS	1.62	4.21
tblVehicleEF	UBUS	0.08	0.02
tblVehicleEF	UBUS	8.33	32.79
tblVehicleEF	UBUS	13.39	1.42
tblVehicleEF	UBUS	1,818.42	1,717.93
tblVehicleEF	UBUS	138.62	16.41
tblVehicleEF	UBUS	4.85	0.36
tblVehicleEF	UBUS	0.51	0.08
tblVehicleEF	UBUS	0.01	0.03
tblVehicleEF	UBUS	0.05	2.7160e-003
tblVehicleEF	UBUS	1.4450e-003	2.1400e-004
tblVehicleEF	UBUS	0.22	0.03

Merrill Commerce Center (Off-Site Utilities Infrastructure Construction - Unmitigated) - San Bernardino-South Coast County, Summer

tblVehicleEF	UBUS	3.0000e-003	6.3130e-003
tblVehicleEF	UBUS	0.05	2.5810e-003
tblVehicleEF	UBUS	1.3280e-003	1.9700e-004
tblVehicleEF	UBUS	7.4710e-003	1.3640e-003
tblVehicleEF	UBUS	0.10	6.9600e-003
tblVehicleEF	UBUS	3.6930e-003	5.6300e-004
tblVehicleEF	UBUS	0.49	0.06
tblVehicleEF	UBUS	0.02	0.03
tblVehicleEF	UBUS	1.10	0.06
tblVehicleEF	UBUS	9.7450e-003	3.7420e-003
tblVehicleEF	UBUS	1.6300e-003	1.6200e-004
tblVehicleEF	UBUS	7.4710e-003	1.3640e-003
tblVehicleEF	UBUS	0.10	6.9600e-003
tblVehicleEF	UBUS	3.6930e-003	5.6300e-004
tblVehicleEF	UBUS	2.17	4.30
tblVehicleEF	UBUS	0.02	0.03
tblVehicleEF	UBUS	1.20	0.07
tblVehicleEF	UBUS	1.63	4.21
tblVehicleEF	UBUS	0.07	0.01
tblVehicleEF	UBUS	8.41	32.79
tblVehicleEF	UBUS	11.00	1.16
tblVehicleEF	UBUS	1,818.42	1,717.93
tblVehicleEF	UBUS	138.62	15.99
tblVehicleEF	UBUS	4.50	0.35
tblVehicleEF	UBUS	0.51	0.08
tblVehicleEF	UBUS	0.01	0.03
tblVehicleEF	UBUS	0.05	2.7160e-003

Merrill Commerce Center (Off-Site Utilities Infrastructure Construction - Unmitigated) - San Bernardino-South Coast County, Summer

tblVehicleEF	UBUS	1.4450e-003	2.1400e-004
tblVehicleEF	UBUS	0.22	0.03
tblVehicleEF	UBUS	3.0000e-003	6.3130e-003
tblVehicleEF	UBUS	0.05	2.5810e-003
tblVehicleEF	UBUS	1.3280e-003	1.9700e-004
tblVehicleEF	UBUS	0.01	2.6290e-003
tblVehicleEF	UBUS	0.13	9.1640e-003
tblVehicleEF	UBUS	8.6540e-003	1.3450e-003
tblVehicleEF	UBUS	0.50	0.06
tblVehicleEF	UBUS	0.02	0.02
tblVehicleEF	UBUS	0.98	0.06
tblVehicleEF	UBUS	9.7470e-003	3.7420e-003
tblVehicleEF	UBUS	1.5890e-003	1.5800e-004
tblVehicleEF	UBUS	0.01	2.6290e-003
tblVehicleEF	UBUS	0.13	9.1640e-003
tblVehicleEF	UBUS	8.6540e-003	1.3450e-003
tblVehicleEF	UBUS	2.18	4.30
tblVehicleEF	UBUS	0.02	0.02
tblVehicleEF	UBUS	1.07	0.06
tblVehicleEF	UBUS	1.62	4.21
tblVehicleEF	UBUS	0.08	0.02
tblVehicleEF	UBUS	8.34	32.79
tblVehicleEF	UBUS	12.95	1.38
tblVehicleEF	UBUS	1,818.42	1,717.93
tblVehicleEF	UBUS	138.62	16.36
tblVehicleEF	UBUS	4.76	0.36
tblVehicleEF	UBUS	0.51	0.08

Merrill Commerce Center (Off-Site Utilities Infrastructure Construction - Unmitigated) - San Bernardino-South Coast County, Summer

tblVehicleEF	UBUS	0.01	0.03
tblVehicleEF	UBUS	0.05	2.7160e-003
tblVehicleEF	UBUS	1.4450e-003	2.1400e-004
tblVehicleEF	UBUS	0.22	0.03
tblVehicleEF	UBUS	3.0000e-003	6.3130e-003
tblVehicleEF	UBUS	0.05	2.5810e-003
tblVehicleEF	UBUS	1.3280e-003	1.9700e-004
tblVehicleEF	UBUS	8.4070e-003	1.4850e-003
tblVehicleEF	UBUS	0.13	8.1120e-003
tblVehicleEF	UBUS	3.8160e-003	5.5900e-004
tblVehicleEF	UBUS	0.49	0.06
tblVehicleEF	UBUS	0.03	0.03
tblVehicleEF	UBUS	1.08	0.06
tblVehicleEF	UBUS	9.7460e-003	3.7420e-003
tblVehicleEF	UBUS	1.6230e-003	1.6200e-004
tblVehicleEF	UBUS	8.4070e-003	1.4850e-003
tblVehicleEF	UBUS	0.13	8.1120e-003
tblVehicleEF	UBUS	3.8160e-003	5.5900e-004
tblVehicleEF	UBUS	2.17	4.30
tblVehicleEF	UBUS	0.03	0.03
tblVehicleEF	UBUS	1.18	0.07
tblVehicleTrips	CC_TL	8.40	0.00
tblVehicleTrips	CC_TTP	28.00	0.00
tblVehicleTrips	CNW_TL	6.90	0.00
tblVehicleTrips	CNW_TTP	13.00	0.00
tblVehicleTrips	CW_TL	16.60	0.00
tblVehicleTrips	CW_TTP	59.00	0.00

Merrill Commerce Center (Off-Site Utilities Infrastructure Construction - Unmitigated) - San Bernardino-South Coast County, Summer

tblVehicleTrips	DV_TP	5.00	0.00
tblVehicleTrips	PB_TP	3.00	0.00
tblVehicleTrips	PR_TP	92.00	0.00
tblVehicleTrips	ST_TR	1.32	0.00
tblVehicleTrips	SU_TR	0.68	0.00
tblVehicleTrips	WD_TR	6.97	0.00
tblWater	IndoorWaterUseRate	1,141,299,687.50	0.00

2.0 Emissions Summary

Merrill Commerce Center (Off-Site Utilities Infrastructure Construction - Unmitigated) - San Bernardino-South Coast County, Summer

2.1 Overall Construction (Maximum Daily Emission)**Unmitigated Construction**

	ROG	NOx	CO	SO2	Fugitive PM10	Exhaust PM10	PM10 Total	Fugitive PM2.5	Exhaust PM2.5	PM2.5 Total	Bio- CO2	NBio- CO2	Total CO2	CH4	N2O	CO2e
Year	lb/day										lb/day					
2023	4.7150	41.5724	44.1788	0.0965	7.5297	1.8134	9.3431	3.5433	1.6954	5.2387	0.0000	9,285.363 0	9,285.363 0	2.4881	0.0000	9,347.564 2
2024	4.5286	39.0339	44.0112	0.0964	7.5297	1.6628	9.1924	3.5433	1.5529	5.0962	0.0000	9,274.866 3	9,274.866 3	2.4821	0.0000	9,336.917 5
Maximum	4.7150	41.5724	44.1788	0.0965	7.5297	1.8134	9.3431	3.5433	1.6954	5.2387	0.0000	9,285.363 0	9,285.363 0	2.4881	0.0000	9,347.564 2

Mitigated Construction

	ROG	NOx	CO	SO2	Fugitive PM10	Exhaust PM10	PM10 Total	Fugitive PM2.5	Exhaust PM2.5	PM2.5 Total	Bio- CO2	NBio- CO2	Total CO2	CH4	N2O	CO2e
Year	lb/day										lb/day					
2023	4.7150	41.5724	44.1788	0.0965	3.2093	1.8134	5.0227	1.4542	1.6954	3.1496	0.0000	9,285.363 0	9,285.363 0	2.4881	0.0000	9,347.564 2
2024	4.5286	39.0339	44.0112	0.0964	3.2093	1.6628	4.8721	1.4542	1.5529	3.0071	0.0000	9,274.866 3	9,274.866 3	2.4821	0.0000	9,336.917 5
Maximum	4.7150	41.5724	44.1788	0.0965	3.2093	1.8134	5.0227	1.4542	1.6954	3.1496	0.0000	9,285.363 0	9,285.363 0	2.4881	0.0000	9,347.564 2

	ROG	NOx	CO	SO2	Fugitive PM10	Exhaust PM10	PM10 Total	Fugitive PM2.5	Exhaust PM2.5	PM2.5 Total	Bio- CO2	NBio- CO2	Total CO2	CH4	N2O	CO2e
Percent Reduction	0.00	0.00	0.00	0.00	57.38	0.00	46.62	58.96	0.00	40.43	0.00	0.00	0.00	0.00	0.00	0.00

Merrill Commerce Center (Off-Site Utilities Infrastructure Construction - Unmitigated) - San Bernardino-South Coast County, Summer

2.2 Overall Operational**Unmitigated Operational**

	ROG	NOx	CO	SO2	Fugitive PM10	Exhaust PM10	PM10 Total	Fugitive PM2.5	Exhaust PM2.5	PM2.5 Total	Bio- CO2	NBio- CO2	Total CO2	CH4	N2O	CO2e
Category	lb/day										lb/day					
Area	110.3008	4.5700e-003	0.5031	4.0000e-005		1.7900e-003	1.7900e-003		1.7900e-003	1.7900e-003		1.0801	1.0801	2.8200e-003		1.1506
Energy	0.0000	0.0000	0.0000	0.0000		0.0000	0.0000		0.0000	0.0000		0.0000	0.0000	0.0000	0.0000	0.0000
Mobile	0.0000	0.0000	0.0000	0.0000	0.0000	0.0000	0.0000	0.0000	0.0000	0.0000		0.0000	0.0000	0.0000		0.0000
Total	110.3008	4.5700e-003	0.5031	4.0000e-005	0.0000	1.7900e-003	1.7900e-003	0.0000	1.7900e-003	1.7900e-003		1.0801	1.0801	2.8200e-003	0.0000	1.1506

Mitigated Operational

	ROG	NOx	CO	SO2	Fugitive PM10	Exhaust PM10	PM10 Total	Fugitive PM2.5	Exhaust PM2.5	PM2.5 Total	Bio- CO2	NBio- CO2	Total CO2	CH4	N2O	CO2e
Category	lb/day										lb/day					
Area	110.3008	4.5700e-003	0.5031	4.0000e-005		1.7900e-003	1.7900e-003		1.7900e-003	1.7900e-003		1.0801	1.0801	2.8200e-003		1.1506
Energy	0.0000	0.0000	0.0000	0.0000		0.0000	0.0000		0.0000	0.0000		0.0000	0.0000	0.0000	0.0000	0.0000
Mobile	0.0000	0.0000	0.0000	0.0000	0.0000	0.0000	0.0000	0.0000	0.0000	0.0000		0.0000	0.0000	0.0000		0.0000
Total	110.3008	4.5700e-003	0.5031	4.0000e-005	0.0000	1.7900e-003	1.7900e-003	0.0000	1.7900e-003	1.7900e-003		1.0801	1.0801	2.8200e-003	0.0000	1.1506

Merrill Commerce Center (Off-Site Utilities Infrastructure Construction - Unmitigated) - San Bernardino-South Coast County, Summer

	ROG	NOx	CO	SO2	Fugitive PM10	Exhaust PM10	PM10 Total	Fugitive PM2.5	Exhaust PM2.5	PM2.5 Total	Bio- CO2	NBio-CO2	Total CO2	CH4	N2O	CO2e
Percent Reduction	0.00	0.00	0.00	0.00	0.00	0.00	0.00	0.00	0.00	0.00	0.00	0.00	0.00	0.00	0.00	0.00

3.0 Construction Detail

Construction Phase

Phase Number	Phase Name	Phase Type	Start Date	End Date	Num Days Week	Num Days	Phase Description
1	Grading	Grading	1/2/2023	5/24/2024	5	365	

Acres of Grading (Site Preparation Phase): 0

Acres of Grading (Grading Phase): 365

Acres of Paving: 0

Residential Indoor: 0; Residential Outdoor: 0; Non-Residential Indoor: 0; Non-Residential Outdoor: 0; Striped Parking Area: 0 (Architectural Coating – sqft)

OffRoad Equipment

Merrill Commerce Center (Off-Site Utilities Infrastructure Construction - Unmitigated) - San Bernardino-South Coast County, Summer

Phase Name	Offroad Equipment Type	Amount	Usage Hours	Horse Power	Load Factor
Grading	Bore/Drill Rigs	1	8.00	221	0.50
Grading	Cranes	1	8.00	231	0.29
Grading	Crushing/Proc. Equipment	1	8.00	85	0.78
Grading	Excavators	2	8.00	158	0.38
Grading	Generator Sets	1	8.00	84	0.74
Grading	Graders	1	8.00	187	0.41
Grading	Off-Highway Trucks	1	8.00	402	0.38
Grading	Pavers	2	8.00	130	0.42
Grading	Paving Equipment	1	8.00	132	0.36
Grading	Rollers	1	8.00	80	0.38
Grading	Rubber Tired Dozers	1	8.00	247	0.40
Grading	Scrapers	0	8.00	367	0.48
Grading	Tractors/Loaders/Backhoes	2	8.00	97	0.37
Grading	Welders	1	8.00	46	0.45

Trips and VMT

Phase Name	Offroad Equipment Count	Worker Trip Number	Vendor Trip Number	Hauling Trip Number	Worker Trip Length	Vendor Trip Length	Hauling Trip Length	Worker Vehicle Class	Vendor Vehicle Class	Hauling Vehicle Class
Grading	16	40.00	0.00	0.00	14.70	6.90	20.00	LD_Mix	HDT_Mix	HHDT

3.1 Mitigation Measures Construction

Water Exposed Area

Merrill Commerce Center (Off-Site Utilities Infrastructure Construction - Unmitigated) - San Bernardino-South Coast County, Summer

3.2 Grading - 2023**Unmitigated Construction On-Site**

	ROG	NOx	CO	SO2	Fugitive PM10	Exhaust PM10	PM10 Total	Fugitive PM2.5	Exhaust PM2.5	PM2.5 Total	Bio- CO2	NBio- CO2	Total CO2	CH4	N2O	CO2e
Category	lb/day										lb/day					
Fugitive Dust					7.0826	0.0000	7.0826	3.4247	0.0000	3.4247			0.0000			0.0000
Off-Road	4.5374	41.4706	42.7820	0.0924		1.8107	1.8107		1.6929	1.6929		8,879.3830	8,879.3830	2.4781		8,941.3341
Total	4.5374	41.4706	42.7820	0.0924	7.0826	1.8107	8.8933	3.4247	1.6929	5.1176		8,879.3830	8,879.3830	2.4781		8,941.3341

Unmitigated Construction Off-Site

	ROG	NOx	CO	SO2	Fugitive PM10	Exhaust PM10	PM10 Total	Fugitive PM2.5	Exhaust PM2.5	PM2.5 Total	Bio- CO2	NBio- CO2	Total CO2	CH4	N2O	CO2e
Category	lb/day										lb/day					
Hauling	0.0000	0.0000	0.0000	0.0000	0.0000	0.0000	0.0000	0.0000	0.0000	0.0000		0.0000	0.0000	0.0000		0.0000
Vendor	0.0000	0.0000	0.0000	0.0000	0.0000	0.0000	0.0000	0.0000	0.0000	0.0000		0.0000	0.0000	0.0000		0.0000
Worker	0.1776	0.1017	1.3968	4.0700e-003	0.4471	2.7000e-003	0.4498	0.1186	2.4900e-003	0.1211		405.9801	405.9801	0.0100		406.2301
Total	0.1776	0.1017	1.3968	4.0700e-003	0.4471	2.7000e-003	0.4498	0.1186	2.4900e-003	0.1211		405.9801	405.9801	0.0100		406.2301

Merrill Commerce Center (Off-Site Utilities Infrastructure Construction - Unmitigated) - San Bernardino-South Coast County, Summer

3.2 Grading - 2023**Mitigated Construction On-Site**

	ROG	NOx	CO	SO2	Fugitive PM10	Exhaust PM10	PM10 Total	Fugitive PM2.5	Exhaust PM2.5	PM2.5 Total	Bio- CO2	NBio- CO2	Total CO2	CH4	N2O	CO2e
Category	lb/day										lb/day					
Fugitive Dust					2.7622	0.0000	2.7622	1.3357	0.0000	1.3357			0.0000			0.0000
Off-Road	4.5374	41.4706	42.7820	0.0924		1.8107	1.8107		1.6929	1.6929	0.0000	8,879.3830	8,879.3830	2.4781		8,941.3341
Total	4.5374	41.4706	42.7820	0.0924	2.7622	1.8107	4.5729	1.3357	1.6929	3.0285	0.0000	8,879.3830	8,879.3830	2.4781		8,941.3341

Mitigated Construction Off-Site

	ROG	NOx	CO	SO2	Fugitive PM10	Exhaust PM10	PM10 Total	Fugitive PM2.5	Exhaust PM2.5	PM2.5 Total	Bio- CO2	NBio- CO2	Total CO2	CH4	N2O	CO2e
Category	lb/day										lb/day					
Hauling	0.0000	0.0000	0.0000	0.0000	0.0000	0.0000	0.0000	0.0000	0.0000	0.0000		0.0000	0.0000	0.0000		0.0000
Vendor	0.0000	0.0000	0.0000	0.0000	0.0000	0.0000	0.0000	0.0000	0.0000	0.0000		0.0000	0.0000	0.0000		0.0000
Worker	0.1776	0.1017	1.3968	4.0700e-003	0.4471	2.7000e-003	0.4498	0.1186	2.4900e-003	0.1211		405.9801	405.9801	0.0100		406.2301
Total	0.1776	0.1017	1.3968	4.0700e-003	0.4471	2.7000e-003	0.4498	0.1186	2.4900e-003	0.1211		405.9801	405.9801	0.0100		406.2301

Merrill Commerce Center (Off-Site Utilities Infrastructure Construction - Unmitigated) - San Bernardino-South Coast County, Summer

3.2 Grading - 2024**Unmitigated Construction On-Site**

	ROG	NOx	CO	SO2	Fugitive PM10	Exhaust PM10	PM10 Total	Fugitive PM2.5	Exhaust PM2.5	PM2.5 Total	Bio- CO2	NBio- CO2	Total CO2	CH4	N2O	CO2e
Category	lb/day										lb/day					
Fugitive Dust					7.0826	0.0000	7.0826	3.4247	0.0000	3.4247			0.0000			0.0000
Off-Road	4.3615	38.9417	42.7086	0.0925		1.6601	1.6601		1.5504	1.5504		8,882.0520	8,882.0520	2.4729		8,943.8749
Total	4.3615	38.9417	42.7086	0.0925	7.0826	1.6601	8.7427	3.4247	1.5504	4.9751		8,882.0520	8,882.0520	2.4729		8,943.8749

Unmitigated Construction Off-Site

	ROG	NOx	CO	SO2	Fugitive PM10	Exhaust PM10	PM10 Total	Fugitive PM2.5	Exhaust PM2.5	PM2.5 Total	Bio- CO2	NBio- CO2	Total CO2	CH4	N2O	CO2e
Category	lb/day										lb/day					
Hauling	0.0000	0.0000	0.0000	0.0000	0.0000	0.0000	0.0000	0.0000	0.0000	0.0000		0.0000	0.0000	0.0000		0.0000
Vendor	0.0000	0.0000	0.0000	0.0000	0.0000	0.0000	0.0000	0.0000	0.0000	0.0000		0.0000	0.0000	0.0000		0.0000
Worker	0.1671	0.0922	1.3026	3.9400e-003	0.4471	2.6800e-003	0.4498	0.1186	2.4600e-003	0.1210		392.8143	392.8143	9.1300e-003		393.0426
Total	0.1671	0.0922	1.3026	3.9400e-003	0.4471	2.6800e-003	0.4498	0.1186	2.4600e-003	0.1210		392.8143	392.8143	9.1300e-003		393.0426

Merrill Commerce Center (Off-Site Utilities Infrastructure Construction - Unmitigated) - San Bernardino-South Coast County, Summer

3.2 Grading - 2024**Mitigated Construction On-Site**

	ROG	NOx	CO	SO2	Fugitive PM10	Exhaust PM10	PM10 Total	Fugitive PM2.5	Exhaust PM2.5	PM2.5 Total	Bio- CO2	NBio- CO2	Total CO2	CH4	N2O	CO2e
Category	lb/day										lb/day					
Fugitive Dust					2.7622	0.0000	2.7622	1.3357	0.0000	1.3357			0.0000			0.0000
Off-Road	4.3615	38.9417	42.7086	0.0925		1.6601	1.6601		1.5504	1.5504	0.0000	8,882.0520	8,882.0520	2.4729		8,943.8749
Total	4.3615	38.9417	42.7086	0.0925	2.7622	1.6601	4.4223	1.3357	1.5504	2.8861	0.0000	8,882.0520	8,882.0520	2.4729		8,943.8749

Mitigated Construction Off-Site

	ROG	NOx	CO	SO2	Fugitive PM10	Exhaust PM10	PM10 Total	Fugitive PM2.5	Exhaust PM2.5	PM2.5 Total	Bio- CO2	NBio- CO2	Total CO2	CH4	N2O	CO2e
Category	lb/day										lb/day					
Hauling	0.0000	0.0000	0.0000	0.0000	0.0000	0.0000	0.0000	0.0000	0.0000	0.0000		0.0000	0.0000	0.0000		0.0000
Vendor	0.0000	0.0000	0.0000	0.0000	0.0000	0.0000	0.0000	0.0000	0.0000	0.0000		0.0000	0.0000	0.0000		0.0000
Worker	0.1671	0.0922	1.3026	3.9400e-003	0.4471	2.6800e-003	0.4498	0.1186	2.4600e-003	0.1210		392.8143	392.8143	9.1300e-003		393.0426
Total	0.1671	0.0922	1.3026	3.9400e-003	0.4471	2.6800e-003	0.4498	0.1186	2.4600e-003	0.1210		392.8143	392.8143	9.1300e-003		393.0426

4.0 Operational Detail - Mobile

Merrill Commerce Center (Off-Site Utilities Infrastructure Construction - Unmitigated) - San Bernardino-South Coast County, Summer

4.1 Mitigation Measures Mobile

	ROG	NOx	CO	SO2	Fugitive PM10	Exhaust PM10	PM10 Total	Fugitive PM2.5	Exhaust PM2.5	PM2.5 Total	Bio- CO2	NBio- CO2	Total CO2	CH4	N2O	CO2e
Category	lb/day										lb/day					
Mitigated	0.0000	0.0000	0.0000	0.0000	0.0000	0.0000	0.0000	0.0000	0.0000	0.0000		0.0000	0.0000	0.0000		0.0000
Unmitigated	0.0000	0.0000	0.0000	0.0000	0.0000	0.0000	0.0000	0.0000	0.0000	0.0000		0.0000	0.0000	0.0000		0.0000

4.2 Trip Summary Information

	Average Daily Trip Rate			Unmitigated	Mitigated
Land Use	Weekday	Saturday	Sunday	Annual VMT	Annual VMT
General Light Industry	0.00	0.00	0.00		
Total	0.00	0.00	0.00		

4.3 Trip Type Information

	Miles			Trip %			Trip Purpose %		
Land Use	H-W or C-W	H-S or C-C	H-O or C-NW	H-W or C-W	H-S or C-C	H-O or C-NW	Primary	Diverted	Pass-by
General Light Industry	0.00	0.00	0.00	0.00	0.00	0.00	0	0	0

4.4 Fleet Mix

Land Use	LDA	LDT1	LDT2	MDV	LHD1	LHD2	MHD	HHD	OBUS	UBUS	MCY	SBUS	MH
General Light Industry	0.558745	0.035303	0.181800	0.111169	0.014289	0.004794	0.018611	0.065078	0.001365	0.001491	0.005725	0.000799	0.000830

Merrill Commerce Center (Off-Site Utilities Infrastructure Construction - Unmitigated) - San Bernardino-South Coast County, Summer

5.0 Energy Detail

Historical Energy Use: N

5.1 Mitigation Measures Energy

	ROG	NOx	CO	SO2	Fugitive PM10	Exhaust PM10	PM10 Total	Fugitive PM2.5	Exhaust PM2.5	PM2.5 Total	Bio- CO2	NBio- CO2	Total CO2	CH4	N2O	CO2e
Category	lb/day										lb/day					
NaturalGas Mitigated	0.0000	0.0000	0.0000	0.0000		0.0000	0.0000		0.0000	0.0000		0.0000	0.0000	0.0000	0.0000	0.0000
NaturalGas Unmitigated	0.0000	0.0000	0.0000	0.0000		0.0000	0.0000		0.0000	0.0000		0.0000	0.0000	0.0000	0.0000	0.0000

Merrill Commerce Center (Off-Site Utilities Infrastructure Construction - Unmitigated) - San Bernardino-South Coast County, Summer

5.2 Energy by Land Use - NaturalGas**Unmitigated**

	NaturalGas Use	ROG	NOx	CO	SO2	Fugitive PM10	Exhaust PM10	PM10 Total	Fugitive PM2.5	Exhaust PM2.5	PM2.5 Total	Bio- CO2	NBio- CO2	Total CO2	CH4	N2O	CO2e
Land Use	kBTU/yr	lb/day										lb/day					
General Light Industry	0	0.0000	0.0000	0.0000	0.0000		0.0000	0.0000		0.0000	0.0000		0.0000	0.0000	0.0000	0.0000	0.0000
Total		0.0000	0.0000	0.0000	0.0000		0.0000	0.0000		0.0000	0.0000		0.0000	0.0000	0.0000	0.0000	0.0000

Mitigated

	NaturalGas Use	ROG	NOx	CO	SO2	Fugitive PM10	Exhaust PM10	PM10 Total	Fugitive PM2.5	Exhaust PM2.5	PM2.5 Total	Bio- CO2	NBio- CO2	Total CO2	CH4	N2O	CO2e
Land Use	kBTU/yr	lb/day										lb/day					
General Light Industry	0	0.0000	0.0000	0.0000	0.0000		0.0000	0.0000		0.0000	0.0000		0.0000	0.0000	0.0000	0.0000	0.0000
Total		0.0000	0.0000	0.0000	0.0000		0.0000	0.0000		0.0000	0.0000		0.0000	0.0000	0.0000	0.0000	0.0000

6.0 Area Detail**6.1 Mitigation Measures Area**

Merrill Commerce Center (Off-Site Utilities Infrastructure Construction - Unmitigated) - San Bernardino-South Coast County, Summer

	ROG	NOx	CO	SO2	Fugitive PM10	Exhaust PM10	PM10 Total	Fugitive PM2.5	Exhaust PM2.5	PM2.5 Total	Bio- CO2	NBio- CO2	Total CO2	CH4	N2O	CO2e
Category	lb/day										lb/day					
Mitigated	110.3008	4.5700e-003	0.5031	4.0000e-005		1.7900e-003	1.7900e-003		1.7900e-003	1.7900e-003		1.0801	1.0801	2.8200e-003		1.1506
Unmitigated	110.3008	4.5700e-003	0.5031	4.0000e-005		1.7900e-003	1.7900e-003		1.7900e-003	1.7900e-003		1.0801	1.0801	2.8200e-003		1.1506

6.2 Area by SubCategory

Unmitigated

	ROG	NOx	CO	SO2	Fugitive PM10	Exhaust PM10	PM10 Total	Fugitive PM2.5	Exhaust PM2.5	PM2.5 Total	Bio- CO2	NBio- CO2	Total CO2	CH4	N2O	CO2e
SubCategory	lb/day										lb/day					
Architectural Coating	12.5344					0.0000	0.0000		0.0000	0.0000			0.0000			0.0000
Consumer Products	97.7199					0.0000	0.0000		0.0000	0.0000			0.0000			0.0000
Landscaping	0.0465	4.5700e-003	0.5031	4.0000e-005		1.7900e-003	1.7900e-003		1.7900e-003	1.7900e-003		1.0801	1.0801	2.8200e-003		1.1506
Total	110.3008	4.5700e-003	0.5031	4.0000e-005		1.7900e-003	1.7900e-003		1.7900e-003	1.7900e-003		1.0801	1.0801	2.8200e-003		1.1506

Merrill Commerce Center (Off-Site Utilities Infrastructure Construction - Unmitigated) - San Bernardino-South Coast County, Summer

6.2 Area by SubCategory**Mitigated**

	ROG	NOx	CO	SO2	Fugitive PM10	Exhaust PM10	PM10 Total	Fugitive PM2.5	Exhaust PM2.5	PM2.5 Total	Bio- CO2	NBio- CO2	Total CO2	CH4	N2O	CO2e
SubCategory	lb/day										lb/day					
Architectural Coating	12.5344					0.0000	0.0000		0.0000	0.0000			0.0000			0.0000
Consumer Products	97.7199					0.0000	0.0000		0.0000	0.0000			0.0000			0.0000
Landscaping	0.0465	4.5700e-003	0.5031	4.0000e-005		1.7900e-003	1.7900e-003		1.7900e-003	1.7900e-003		1.0801	1.0801	2.8200e-003		1.1506
Total	110.3008	4.5700e-003	0.5031	4.0000e-005		1.7900e-003	1.7900e-003		1.7900e-003	1.7900e-003		1.0801	1.0801	2.8200e-003		1.1506

7.0 Water Detail**7.1 Mitigation Measures Water****8.0 Waste Detail****8.1 Mitigation Measures Waste****9.0 Operational Offroad**

Equipment Type	Number	Hours/Day	Days/Year	Horse Power	Load Factor	Fuel Type
----------------	--------	-----------	-----------	-------------	-------------	-----------

10.0 Stationary Equipment**Fire Pumps and Emergency Generators**

Merrill Commerce Center (Off-Site Utilities Infrastructure Construction - Unmitigated) - San Bernardino-South Coast County, Summer

Equipment Type	Number	Hours/Day	Hours/Year	Horse Power	Load Factor	Fuel Type
----------------	--------	-----------	------------	-------------	-------------	-----------

Boilers

Equipment Type	Number	Heat Input/Day	Heat Input/Year	Boiler Rating	Fuel Type
----------------	--------	----------------	-----------------	---------------	-----------

User Defined Equipment

Equipment Type	Number
----------------	--------

11.0 Vegetation

Merrill Commerce Center (Off-Site Utilities Infrastructure Construction - Unmitigated) - San Bernardino-South Coast County, Winter

Merrill Commerce Center (Off-Site Utilities Infrastructure Construction - Unmitigated)
San Bernardino-South Coast County, Winter

1.0 Project Characteristics

1.1 Land Usage

Land Uses	Size	Metric	Lot Acreage	Floor Surface Area	Population
General Light Industry	4,935.35	1000sqft	113.30	4,935,350.00	0

1.2 Other Project Characteristics

Urbanization	Urban	Wind Speed (m/s)	2.2	Precipitation Freq (Days)	32
Climate Zone	10			Operational Year	2024
Utility Company	Southern California Edison				
CO2 Intensity (lb/MW hr)	702.44	CH4 Intensity (lb/MW hr)	0.029	N2O Intensity (lb/MW hr)	0.006

1.3 User Entered Comments & Non-Default Data

Merrill Commerce Center (Off-Site Utilities Infrastructure Construction - Unmitigated) - San Bernardino-South Coast County, Winter

Project Characteristics -

Land Use - Per the IS, 113.3 acres of off-site areas could be disturbed during construction of off-site infrastructure improvements.

Construction Phase - As a conservative measure, it is assumed that pipeline construction will be conducted within a 365 day (1 year) timeframe.

Off-road Equipment - Construction Equipment based on similar equipment used in pipeline projects.

Grading - For purposes of analysis, total acres graded per day is based on the equipment specific grading rates (CalEEMod Appendix A) and the equipment list.

Vehicle Trips - Construction Run Only.

Energy Use - Construction Run Only.

Water And Wastewater - Construction Run Only.

Solid Waste - Construction Run Only.

Construction Off-road Equipment Mitigation - Rule 403

Vehicle Emission Factors - EMFAC2017

Vehicle Emission Factors - EMFAC2017

Vehicle Emission Factors - EMFAC2017

Table Name	Column Name	Default Value	New Value
tblConstructionPhase	NumDays	310.00	365.00
tblEnergyUse	LightingElect	2.93	0.00
tblEnergyUse	NT24E	5.02	0.00
tblEnergyUse	NT24NG	17.13	0.00
tblEnergyUse	T24E	2.20	0.00
tblEnergyUse	T24NG	15.36	0.00
tblGrading	AcresOfGrading	182.50	365.00
tblOffRoadEquipment	OffRoadEquipmentUnitAmount	2.00	0.00
tblSolidWaste	SolidWasteGenerationRate	6,119.83	0.00
tblVehicleEF	HHD	0.92	0.03
tblVehicleEF	HHD	0.04	0.06
tblVehicleEF	HHD	0.08	0.00

Merrill Commerce Center (Off-Site Utilities Infrastructure Construction - Unmitigated) - San Bernardino-South Coast County, Winter

tblVehicleEF	HHD	2.21	8.65
tblVehicleEF	HHD	0.53	0.33
tblVehicleEF	HHD	1.68	2.1330e-003
tblVehicleEF	HHD	6,548.54	1,402.40
tblVehicleEF	HHD	1,428.49	1,288.58
tblVehicleEF	HHD	5.31	0.02
tblVehicleEF	HHD	18.65	7.09
tblVehicleEF	HHD	1.28	2.16
tblVehicleEF	HHD	5.3430e-003	2.9710e-003
tblVehicleEF	HHD	0.06	0.06
tblVehicleEF	HHD	0.04	0.04
tblVehicleEF	HHD	5.3010e-003	0.03
tblVehicleEF	HHD	4.7000e-005	0.00
tblVehicleEF	HHD	5.1120e-003	2.8430e-003
tblVehicleEF	HHD	0.03	0.03
tblVehicleEF	HHD	8.8790e-003	8.9150e-003
tblVehicleEF	HHD	5.0720e-003	0.02
tblVehicleEF	HHD	4.3000e-005	0.00
tblVehicleEF	HHD	7.3000e-005	2.0000e-006
tblVehicleEF	HHD	2.7400e-003	7.3000e-005
tblVehicleEF	HHD	0.59	0.58
tblVehicleEF	HHD	4.5000e-005	1.0000e-006
tblVehicleEF	HHD	0.06	0.02
tblVehicleEF	HHD	1.7500e-004	3.6700e-004
tblVehicleEF	HHD	0.04	1.0000e-006
tblVehicleEF	HHD	0.06	0.01
tblVehicleEF	HHD	0.01	0.01

Merrill Commerce Center (Off-Site Utilities Infrastructure Construction - Unmitigated) - San Bernardino-South Coast County, Winter

tblVehicleEF	HHD	8.1000e-005	0.00
tblVehicleEF	HHD	7.3000e-005	2.0000e-006
tblVehicleEF	HHD	2.7400e-003	7.3000e-005
tblVehicleEF	HHD	0.67	0.67
tblVehicleEF	HHD	4.5000e-005	1.0000e-006
tblVehicleEF	HHD	0.10	0.08
tblVehicleEF	HHD	1.7500e-004	3.6700e-004
tblVehicleEF	HHD	0.05	1.0000e-006
tblVehicleEF	HHD	0.87	0.03
tblVehicleEF	HHD	0.04	0.06
tblVehicleEF	HHD	0.08	0.00
tblVehicleEF	HHD	1.61	8.54
tblVehicleEF	HHD	0.53	0.33
tblVehicleEF	HHD	1.58	2.0000e-003
tblVehicleEF	HHD	6,937.59	1,384.98
tblVehicleEF	HHD	1,428.49	1,288.58
tblVehicleEF	HHD	5.31	0.02
tblVehicleEF	HHD	19.25	6.75
tblVehicleEF	HHD	1.20	2.04
tblVehicleEF	HHD	4.5050e-003	2.6190e-003
tblVehicleEF	HHD	0.06	0.06
tblVehicleEF	HHD	0.04	0.04
tblVehicleEF	HHD	5.3010e-003	0.03
tblVehicleEF	HHD	4.7000e-005	0.00
tblVehicleEF	HHD	4.3100e-003	2.5050e-003
tblVehicleEF	HHD	0.03	0.03
tblVehicleEF	HHD	8.8790e-003	8.9150e-003

Merrill Commerce Center (Off-Site Utilities Infrastructure Construction - Unmitigated) - San Bernardino-South Coast County, Winter

tblVehicleEF	HHD	5.0720e-003	0.02
tblVehicleEF	HHD	4.3000e-005	0.00
tblVehicleEF	HHD	1.4200e-004	5.0000e-006
tblVehicleEF	HHD	3.0590e-003	8.5000e-005
tblVehicleEF	HHD	0.55	0.62
tblVehicleEF	HHD	9.8000e-005	3.0000e-006
tblVehicleEF	HHD	0.06	0.02
tblVehicleEF	HHD	1.7700e-004	3.7800e-004
tblVehicleEF	HHD	0.04	1.0000e-006
tblVehicleEF	HHD	0.07	0.01
tblVehicleEF	HHD	0.01	0.01
tblVehicleEF	HHD	7.9000e-005	0.00
tblVehicleEF	HHD	1.4200e-004	5.0000e-006
tblVehicleEF	HHD	3.0590e-003	8.5000e-005
tblVehicleEF	HHD	0.64	0.71
tblVehicleEF	HHD	9.8000e-005	3.0000e-006
tblVehicleEF	HHD	0.10	0.08
tblVehicleEF	HHD	1.7700e-004	3.7800e-004
tblVehicleEF	HHD	0.04	1.0000e-006
tblVehicleEF	HHD	0.99	0.02
tblVehicleEF	HHD	0.04	9.2500e-004
tblVehicleEF	HHD	0.08	0.00
tblVehicleEF	HHD	3.05	8.75
tblVehicleEF	HHD	0.53	0.18
tblVehicleEF	HHD	1.66	2.1040e-003
tblVehicleEF	HHD	6,011.27	1,412.86
tblVehicleEF	HHD	1,428.49	1,250.25

Merrill Commerce Center (Off-Site Utilities Infrastructure Construction - Unmitigated) - San Bernardino-South Coast County, Winter

tblVehicleEF	HHD	5.31	0.02
tblVehicleEF	HHD	17.82	7.48
tblVehicleEF	HHD	1.26	2.10
tblVehicleEF	HHD	6.5010e-003	3.3140e-003
tblVehicleEF	HHD	0.06	0.06
tblVehicleEF	HHD	0.04	0.04
tblVehicleEF	HHD	5.3010e-003	0.03
tblVehicleEF	HHD	4.7000e-005	0.00
tblVehicleEF	HHD	6.2190e-003	3.1700e-003
tblVehicleEF	HHD	0.03	0.03
tblVehicleEF	HHD	8.8790e-003	8.8150e-003
tblVehicleEF	HHD	5.0720e-003	0.02
tblVehicleEF	HHD	4.3000e-005	0.00
tblVehicleEF	HHD	7.1000e-005	3.0000e-006
tblVehicleEF	HHD	2.9460e-003	8.6000e-005
tblVehicleEF	HHD	0.63	0.54
tblVehicleEF	HHD	4.4000e-005	1.0000e-006
tblVehicleEF	HHD	0.06	0.02
tblVehicleEF	HHD	1.8900e-004	3.8400e-004
tblVehicleEF	HHD	0.04	1.0000e-006
tblVehicleEF	HHD	0.06	0.01
tblVehicleEF	HHD	0.01	0.01
tblVehicleEF	HHD	8.0000e-005	0.00
tblVehicleEF	HHD	7.1000e-005	3.0000e-006
tblVehicleEF	HHD	2.9460e-003	8.6000e-005
tblVehicleEF	HHD	0.73	0.61
tblVehicleEF	HHD	4.4000e-005	1.0000e-006

Merrill Commerce Center (Off-Site Utilities Infrastructure Construction - Unmitigated) - San Bernardino-South Coast County, Winter

tblVehicleEF	HHD	0.10	0.02
tblVehicleEF	HHD	1.8900e-004	3.8400e-004
tblVehicleEF	HHD	0.05	1.0000e-006
tblVehicleEF	LDA	3.4870e-003	1.9200e-003
tblVehicleEF	LDA	4.3060e-003	0.04
tblVehicleEF	LDA	0.51	0.57
tblVehicleEF	LDA	0.99	2.02
tblVehicleEF	LDA	232.23	246.40
tblVehicleEF	LDA	52.85	50.59
tblVehicleEF	LDA	0.04	0.03
tblVehicleEF	LDA	1.6390e-003	1.3330e-003
tblVehicleEF	LDA	2.2390e-003	1.7020e-003
tblVehicleEF	LDA	1.5090e-003	1.2270e-003
tblVehicleEF	LDA	2.0590e-003	1.5650e-003
tblVehicleEF	LDA	0.04	0.05
tblVehicleEF	LDA	0.09	0.09
tblVehicleEF	LDA	0.03	0.04
tblVehicleEF	LDA	8.7420e-003	7.0520e-003
tblVehicleEF	LDA	0.03	0.20
tblVehicleEF	LDA	0.06	0.19
tblVehicleEF	LDA	2.3250e-003	2.4380e-003
tblVehicleEF	LDA	5.4500e-004	5.0100e-004
tblVehicleEF	LDA	0.04	0.05
tblVehicleEF	LDA	0.09	0.09
tblVehicleEF	LDA	0.03	0.04
tblVehicleEF	LDA	0.01	0.01
tblVehicleEF	LDA	0.03	0.20

Merrill Commerce Center (Off-Site Utilities Infrastructure Construction - Unmitigated) - San Bernardino-South Coast County, Winter

tblVehicleEF	LDA	0.06	0.21
tblVehicleEF	LDA	3.9680e-003	2.2030e-003
tblVehicleEF	LDA	3.5930e-003	0.04
tblVehicleEF	LDA	0.62	0.70
tblVehicleEF	LDA	0.82	1.68
tblVehicleEF	LDA	254.04	269.03
tblVehicleEF	LDA	52.85	49.95
tblVehicleEF	LDA	0.04	0.03
tblVehicleEF	LDA	1.6390e-003	1.3330e-003
tblVehicleEF	LDA	2.2390e-003	1.7020e-003
tblVehicleEF	LDA	1.5090e-003	1.2270e-003
tblVehicleEF	LDA	2.0590e-003	1.5650e-003
tblVehicleEF	LDA	0.08	0.11
tblVehicleEF	LDA	0.10	0.11
tblVehicleEF	LDA	0.06	0.09
tblVehicleEF	LDA	9.9310e-003	7.9980e-003
tblVehicleEF	LDA	0.03	0.20
tblVehicleEF	LDA	0.05	0.16
tblVehicleEF	LDA	2.5450e-003	2.6610e-003
tblVehicleEF	LDA	5.4200e-004	4.9400e-004
tblVehicleEF	LDA	0.08	0.11
tblVehicleEF	LDA	0.10	0.11
tblVehicleEF	LDA	0.06	0.09
tblVehicleEF	LDA	0.01	0.01
tblVehicleEF	LDA	0.03	0.20
tblVehicleEF	LDA	0.05	0.17
tblVehicleEF	LDA	3.3950e-003	1.8740e-003

Merrill Commerce Center (Off-Site Utilities Infrastructure Construction - Unmitigated) - San Bernardino-South Coast County, Winter

tblVehicleEF	LDA	4.2830e-003	0.04
tblVehicleEF	LDA	0.48	0.54
tblVehicleEF	LDA	0.97	1.98
tblVehicleEF	LDA	227.08	241.10
tblVehicleEF	LDA	52.85	50.53
tblVehicleEF	LDA	0.04	0.03
tblVehicleEF	LDA	1.6390e-003	1.3330e-003
tblVehicleEF	LDA	2.2390e-003	1.7020e-003
tblVehicleEF	LDA	1.5090e-003	1.2270e-003
tblVehicleEF	LDA	2.0590e-003	1.5650e-003
tblVehicleEF	LDA	0.04	0.05
tblVehicleEF	LDA	0.10	0.10
tblVehicleEF	LDA	0.03	0.04
tblVehicleEF	LDA	8.5140e-003	6.8740e-003
tblVehicleEF	LDA	0.04	0.23
tblVehicleEF	LDA	0.06	0.19
tblVehicleEF	LDA	2.2730e-003	2.3850e-003
tblVehicleEF	LDA	5.4500e-004	5.0000e-004
tblVehicleEF	LDA	0.04	0.05
tblVehicleEF	LDA	0.10	0.10
tblVehicleEF	LDA	0.03	0.04
tblVehicleEF	LDA	0.01	9.9970e-003
tblVehicleEF	LDA	0.04	0.23
tblVehicleEF	LDA	0.06	0.21
tblVehicleEF	LDT1	0.01	5.3250e-003
tblVehicleEF	LDT1	0.01	0.07
tblVehicleEF	LDT1	1.27	1.14

Merrill Commerce Center (Off-Site Utilities Infrastructure Construction - Unmitigated) - San Bernardino-South Coast County, Winter

tblVehicleEF	LDT1	2.92	2.25
tblVehicleEF	LDT1	294.54	292.95
tblVehicleEF	LDT1	66.91	61.63
tblVehicleEF	LDT1	0.13	0.10
tblVehicleEF	LDT1	2.4790e-003	1.8800e-003
tblVehicleEF	LDT1	3.3490e-003	2.4490e-003
tblVehicleEF	LDT1	2.2820e-003	1.7290e-003
tblVehicleEF	LDT1	3.0800e-003	2.2520e-003
tblVehicleEF	LDT1	0.16	0.16
tblVehicleEF	LDT1	0.29	0.22
tblVehicleEF	LDT1	0.11	0.11
tblVehicleEF	LDT1	0.03	0.02
tblVehicleEF	LDT1	0.18	0.75
tblVehicleEF	LDT1	0.20	0.35
tblVehicleEF	LDT1	2.9610e-003	2.8990e-003
tblVehicleEF	LDT1	7.2000e-004	6.1000e-004
tblVehicleEF	LDT1	0.16	0.16
tblVehicleEF	LDT1	0.29	0.22
tblVehicleEF	LDT1	0.11	0.11
tblVehicleEF	LDT1	0.04	0.03
tblVehicleEF	LDT1	0.18	0.75
tblVehicleEF	LDT1	0.22	0.38
tblVehicleEF	LDT1	0.01	6.0460e-003
tblVehicleEF	LDT1	0.01	0.06
tblVehicleEF	LDT1	1.52	1.39
tblVehicleEF	LDT1	2.41	1.87
tblVehicleEF	LDT1	320.99	316.51

Merrill Commerce Center (Off-Site Utilities Infrastructure Construction - Unmitigated) - San Bernardino-South Coast County, Winter

tblVehicleEF	LDT1	66.91	60.83
tblVehicleEF	LDT1	0.12	0.09
tblVehicleEF	LDT1	2.4790e-003	1.8800e-003
tblVehicleEF	LDT1	3.3490e-003	2.4490e-003
tblVehicleEF	LDT1	2.2820e-003	1.7290e-003
tblVehicleEF	LDT1	3.0800e-003	2.2520e-003
tblVehicleEF	LDT1	0.33	0.33
tblVehicleEF	LDT1	0.36	0.27
tblVehicleEF	LDT1	0.24	0.25
tblVehicleEF	LDT1	0.03	0.03
tblVehicleEF	LDT1	0.18	0.75
tblVehicleEF	LDT1	0.17	0.29
tblVehicleEF	LDT1	3.2290e-003	3.1320e-003
tblVehicleEF	LDT1	7.1100e-004	6.0200e-004
tblVehicleEF	LDT1	0.33	0.33
tblVehicleEF	LDT1	0.36	0.27
tblVehicleEF	LDT1	0.24	0.25
tblVehicleEF	LDT1	0.04	0.04
tblVehicleEF	LDT1	0.18	0.75
tblVehicleEF	LDT1	0.18	0.32
tblVehicleEF	LDT1	0.01	5.2030e-003
tblVehicleEF	LDT1	0.01	0.07
tblVehicleEF	LDT1	1.21	1.09
tblVehicleEF	LDT1	2.88	2.21
tblVehicleEF	LDT1	288.31	287.37
tblVehicleEF	LDT1	66.91	61.56
tblVehicleEF	LDT1	0.12	0.09

Merrill Commerce Center (Off-Site Utilities Infrastructure Construction - Unmitigated) - San Bernardino-South Coast County, Winter

tblVehicleEF	LDT1	2.4790e-003	1.8800e-003
tblVehicleEF	LDT1	3.3490e-003	2.4490e-003
tblVehicleEF	LDT1	2.2820e-003	1.7290e-003
tblVehicleEF	LDT1	3.0800e-003	2.2520e-003
tblVehicleEF	LDT1	0.17	0.17
tblVehicleEF	LDT1	0.34	0.25
tblVehicleEF	LDT1	0.10	0.11
tblVehicleEF	LDT1	0.03	0.02
tblVehicleEF	LDT1	0.21	0.88
tblVehicleEF	LDT1	0.20	0.35
tblVehicleEF	LDT1	2.8980e-003	2.8440e-003
tblVehicleEF	LDT1	7.2000e-004	6.0900e-004
tblVehicleEF	LDT1	0.17	0.17
tblVehicleEF	LDT1	0.34	0.25
tblVehicleEF	LDT1	0.10	0.11
tblVehicleEF	LDT1	0.04	0.03
tblVehicleEF	LDT1	0.21	0.88
tblVehicleEF	LDT1	0.22	0.38
tblVehicleEF	LDT2	5.3570e-003	3.4390e-003
tblVehicleEF	LDT2	6.4770e-003	0.06
tblVehicleEF	LDT2	0.71	0.83
tblVehicleEF	LDT2	1.39	2.58
tblVehicleEF	LDT2	328.11	308.59
tblVehicleEF	LDT2	74.12	65.18
tblVehicleEF	LDT2	0.07	0.07
tblVehicleEF	LDT2	1.7520e-003	1.4110e-003
tblVehicleEF	LDT2	2.4320e-003	1.7940e-003

Merrill Commerce Center (Off-Site Utilities Infrastructure Construction - Unmitigated) - San Bernardino-South Coast County, Winter

tblVehicleEF	LDT2	1.6110e-003	1.2980e-003
tblVehicleEF	LDT2	2.2360e-003	1.6500e-003
tblVehicleEF	LDT2	0.06	0.09
tblVehicleEF	LDT2	0.11	0.13
tblVehicleEF	LDT2	0.05	0.08
tblVehicleEF	LDT2	0.01	0.01
tblVehicleEF	LDT2	0.06	0.45
tblVehicleEF	LDT2	0.09	0.29
tblVehicleEF	LDT2	3.2870e-003	3.0530e-003
tblVehicleEF	LDT2	7.6500e-004	6.4500e-004
tblVehicleEF	LDT2	0.06	0.09
tblVehicleEF	LDT2	0.11	0.13
tblVehicleEF	LDT2	0.05	0.08
tblVehicleEF	LDT2	0.02	0.02
tblVehicleEF	LDT2	0.06	0.45
tblVehicleEF	LDT2	0.10	0.32
tblVehicleEF	LDT2	6.0780e-003	3.9290e-003
tblVehicleEF	LDT2	5.3990e-003	0.05
tblVehicleEF	LDT2	0.87	1.01
tblVehicleEF	LDT2	1.15	2.14
tblVehicleEF	LDT2	358.16	331.10
tblVehicleEF	LDT2	74.12	64.32
tblVehicleEF	LDT2	0.06	0.06
tblVehicleEF	LDT2	1.7520e-003	1.4110e-003
tblVehicleEF	LDT2	2.4320e-003	1.7940e-003
tblVehicleEF	LDT2	1.6110e-003	1.2980e-003
tblVehicleEF	LDT2	2.2360e-003	1.6500e-003

Merrill Commerce Center (Off-Site Utilities Infrastructure Construction - Unmitigated) - San Bernardino-South Coast County, Winter

tblVehicleEF	LDT2	0.12	0.19
tblVehicleEF	LDT2	0.13	0.16
tblVehicleEF	LDT2	0.10	0.16
tblVehicleEF	LDT2	0.02	0.02
tblVehicleEF	LDT2	0.06	0.45
tblVehicleEF	LDT2	0.07	0.25
tblVehicleEF	LDT2	3.5890e-003	3.2760e-003
tblVehicleEF	LDT2	7.6000e-004	6.3600e-004
tblVehicleEF	LDT2	0.12	0.19
tblVehicleEF	LDT2	0.13	0.16
tblVehicleEF	LDT2	0.10	0.16
tblVehicleEF	LDT2	0.02	0.02
tblVehicleEF	LDT2	0.06	0.45
tblVehicleEF	LDT2	0.08	0.27
tblVehicleEF	LDT2	5.2180e-003	3.3570e-003
tblVehicleEF	LDT2	6.4370e-003	0.06
tblVehicleEF	LDT2	0.67	0.78
tblVehicleEF	LDT2	1.37	2.54
tblVehicleEF	LDT2	321.03	303.26
tblVehicleEF	LDT2	74.12	65.10
tblVehicleEF	LDT2	0.07	0.07
tblVehicleEF	LDT2	1.7520e-003	1.4110e-003
tblVehicleEF	LDT2	2.4320e-003	1.7940e-003
tblVehicleEF	LDT2	1.6110e-003	1.2980e-003
tblVehicleEF	LDT2	2.2360e-003	1.6500e-003
tblVehicleEF	LDT2	0.06	0.09
tblVehicleEF	LDT2	0.12	0.15

Merrill Commerce Center (Off-Site Utilities Infrastructure Construction - Unmitigated) - San Bernardino-South Coast County, Winter

tblVehicleEF	LDT2	0.05	0.07
tblVehicleEF	LDT2	0.01	0.01
tblVehicleEF	LDT2	0.07	0.52
tblVehicleEF	LDT2	0.09	0.29
tblVehicleEF	LDT2	3.2150e-003	3.0000e-003
tblVehicleEF	LDT2	7.6400e-004	6.4400e-004
tblVehicleEF	LDT2	0.06	0.09
tblVehicleEF	LDT2	0.12	0.15
tblVehicleEF	LDT2	0.05	0.07
tblVehicleEF	LDT2	0.02	0.02
tblVehicleEF	LDT2	0.07	0.52
tblVehicleEF	LDT2	0.10	0.32
tblVehicleEF	LHD1	4.8470e-003	4.6170e-003
tblVehicleEF	LHD1	0.01	5.3670e-003
tblVehicleEF	LHD1	0.02	0.01
tblVehicleEF	LHD1	0.14	0.17
tblVehicleEF	LHD1	0.89	0.72
tblVehicleEF	LHD1	2.31	0.96
tblVehicleEF	LHD1	9.22	9.21
tblVehicleEF	LHD1	599.78	632.81
tblVehicleEF	LHD1	29.30	10.40
tblVehicleEF	LHD1	0.09	0.08
tblVehicleEF	LHD1	1.82	1.26
tblVehicleEF	LHD1	9.6000e-004	9.7300e-004
tblVehicleEF	LHD1	0.01	9.9970e-003
tblVehicleEF	LHD1	0.01	0.01
tblVehicleEF	LHD1	8.6900e-004	2.4100e-004

Merrill Commerce Center (Off-Site Utilities Infrastructure Construction - Unmitigated) - San Bernardino-South Coast County, Winter

tblVehicleEF	LHD1	9.1800e-004	9.3100e-004
tblVehicleEF	LHD1	2.5600e-003	2.4990e-003
tblVehicleEF	LHD1	0.01	9.5440e-003
tblVehicleEF	LHD1	7.9900e-004	2.2100e-004
tblVehicleEF	LHD1	3.4980e-003	2.8470e-003
tblVehicleEF	LHD1	0.11	0.08
tblVehicleEF	LHD1	0.02	0.02
tblVehicleEF	LHD1	1.7520e-003	1.4060e-003
tblVehicleEF	LHD1	0.08	0.06
tblVehicleEF	LHD1	0.35	0.55
tblVehicleEF	LHD1	0.24	0.07
tblVehicleEF	LHD1	9.2000e-005	8.9000e-005
tblVehicleEF	LHD1	5.8770e-003	6.1580e-003
tblVehicleEF	LHD1	3.3600e-004	1.0300e-004
tblVehicleEF	LHD1	3.4980e-003	2.8470e-003
tblVehicleEF	LHD1	0.11	0.08
tblVehicleEF	LHD1	0.02	0.03
tblVehicleEF	LHD1	1.7520e-003	1.4060e-003
tblVehicleEF	LHD1	0.09	0.07
tblVehicleEF	LHD1	0.35	0.55
tblVehicleEF	LHD1	0.26	0.08
tblVehicleEF	LHD1	4.8470e-003	4.6320e-003
tblVehicleEF	LHD1	0.01	5.4860e-003
tblVehicleEF	LHD1	0.02	0.01
tblVehicleEF	LHD1	0.14	0.17
tblVehicleEF	LHD1	0.91	0.73
tblVehicleEF	LHD1	2.16	0.90

Merrill Commerce Center (Off-Site Utilities Infrastructure Construction - Unmitigated) - San Bernardino-South Coast County, Winter

tblVehicleEF	LHD1	9.22	9.21
tblVehicleEF	LHD1	599.78	632.83
tblVehicleEF	LHD1	29.30	10.29
tblVehicleEF	LHD1	0.09	0.08
tblVehicleEF	LHD1	1.71	1.18
tblVehicleEF	LHD1	9.6000e-004	9.7300e-004
tblVehicleEF	LHD1	0.01	9.9970e-003
tblVehicleEF	LHD1	0.01	0.01
tblVehicleEF	LHD1	8.6900e-004	2.4100e-004
tblVehicleEF	LHD1	9.1800e-004	9.3100e-004
tblVehicleEF	LHD1	2.5600e-003	2.4990e-003
tblVehicleEF	LHD1	0.01	9.5440e-003
tblVehicleEF	LHD1	7.9900e-004	2.2100e-004
tblVehicleEF	LHD1	6.8610e-003	5.6090e-003
tblVehicleEF	LHD1	0.13	0.10
tblVehicleEF	LHD1	0.02	0.02
tblVehicleEF	LHD1	3.9020e-003	3.1720e-003
tblVehicleEF	LHD1	0.08	0.06
tblVehicleEF	LHD1	0.35	0.56
tblVehicleEF	LHD1	0.22	0.07
tblVehicleEF	LHD1	9.2000e-005	8.9000e-005
tblVehicleEF	LHD1	5.8770e-003	6.1580e-003
tblVehicleEF	LHD1	3.3400e-004	1.0200e-004
tblVehicleEF	LHD1	6.8610e-003	5.6090e-003
tblVehicleEF	LHD1	0.13	0.10
tblVehicleEF	LHD1	0.02	0.03
tblVehicleEF	LHD1	3.9020e-003	3.1720e-003

Merrill Commerce Center (Off-Site Utilities Infrastructure Construction - Unmitigated) - San Bernardino-South Coast County, Winter

tblVehicleEF	LHD1	0.09	0.07
tblVehicleEF	LHD1	0.35	0.56
tblVehicleEF	LHD1	0.24	0.07
tblVehicleEF	LHD1	4.8470e-003	4.6200e-003
tblVehicleEF	LHD1	0.01	5.3800e-003
tblVehicleEF	LHD1	0.02	0.01
tblVehicleEF	LHD1	0.14	0.17
tblVehicleEF	LHD1	0.89	0.72
tblVehicleEF	LHD1	2.27	0.95
tblVehicleEF	LHD1	9.22	9.21
tblVehicleEF	LHD1	599.78	632.81
tblVehicleEF	LHD1	29.30	10.37
tblVehicleEF	LHD1	0.09	0.08
tblVehicleEF	LHD1	1.79	1.24
tblVehicleEF	LHD1	9.6000e-004	9.7300e-004
tblVehicleEF	LHD1	0.01	9.9970e-003
tblVehicleEF	LHD1	0.01	0.01
tblVehicleEF	LHD1	8.6900e-004	2.4100e-004
tblVehicleEF	LHD1	9.1800e-004	9.3100e-004
tblVehicleEF	LHD1	2.5600e-003	2.4990e-003
tblVehicleEF	LHD1	0.01	9.5440e-003
tblVehicleEF	LHD1	7.9900e-004	2.2100e-004
tblVehicleEF	LHD1	3.7620e-003	3.1080e-003
tblVehicleEF	LHD1	0.12	0.09
tblVehicleEF	LHD1	0.02	0.02
tblVehicleEF	LHD1	1.7190e-003	1.3850e-003
tblVehicleEF	LHD1	0.08	0.06

Merrill Commerce Center (Off-Site Utilities Infrastructure Construction - Unmitigated) - San Bernardino-South Coast County, Winter

tblVehicleEF	LHD1	0.38	0.59
tblVehicleEF	LHD1	0.23	0.07
tblVehicleEF	LHD1	9.2000e-005	8.9000e-005
tblVehicleEF	LHD1	5.8770e-003	6.1580e-003
tblVehicleEF	LHD1	3.3600e-004	1.0300e-004
tblVehicleEF	LHD1	3.7620e-003	3.1080e-003
tblVehicleEF	LHD1	0.12	0.09
tblVehicleEF	LHD1	0.02	0.03
tblVehicleEF	LHD1	1.7190e-003	1.3850e-003
tblVehicleEF	LHD1	0.09	0.07
tblVehicleEF	LHD1	0.38	0.59
tblVehicleEF	LHD1	0.26	0.07
tblVehicleEF	LHD2	3.2790e-003	3.1180e-003
tblVehicleEF	LHD2	3.7300e-003	3.5830e-003
tblVehicleEF	LHD2	6.5990e-003	8.3140e-003
tblVehicleEF	LHD2	0.12	0.14
tblVehicleEF	LHD2	0.40	0.47
tblVehicleEF	LHD2	1.07	0.56
tblVehicleEF	LHD2	14.16	14.36
tblVehicleEF	LHD2	600.81	633.46
tblVehicleEF	LHD2	23.70	7.43
tblVehicleEF	LHD2	0.10	0.11
tblVehicleEF	LHD2	1.10	1.35
tblVehicleEF	LHD2	1.2350e-003	1.4280e-003
tblVehicleEF	LHD2	0.01	0.01
tblVehicleEF	LHD2	0.01	0.01
tblVehicleEF	LHD2	3.6900e-004	1.1500e-004

Merrill Commerce Center (Off-Site Utilities Infrastructure Construction - Unmitigated) - San Bernardino-South Coast County, Winter

tblVehicleEF	LHD2	1.1820e-003	1.3660e-003
tblVehicleEF	LHD2	2.6940e-003	2.7000e-003
tblVehicleEF	LHD2	0.01	0.01
tblVehicleEF	LHD2	3.3900e-004	1.0600e-004
tblVehicleEF	LHD2	1.1430e-003	1.3970e-003
tblVehicleEF	LHD2	0.03	0.04
tblVehicleEF	LHD2	0.01	0.02
tblVehicleEF	LHD2	6.3600e-004	7.4400e-004
tblVehicleEF	LHD2	0.05	0.06
tblVehicleEF	LHD2	0.07	0.25
tblVehicleEF	LHD2	0.09	0.04
tblVehicleEF	LHD2	1.3800e-004	1.3700e-004
tblVehicleEF	LHD2	5.8420e-003	6.1090e-003
tblVehicleEF	LHD2	2.5600e-004	7.4000e-005
tblVehicleEF	LHD2	1.1430e-003	1.3970e-003
tblVehicleEF	LHD2	0.03	0.04
tblVehicleEF	LHD2	0.02	0.02
tblVehicleEF	LHD2	6.3600e-004	7.4400e-004
tblVehicleEF	LHD2	0.06	0.07
tblVehicleEF	LHD2	0.07	0.25
tblVehicleEF	LHD2	0.10	0.04
tblVehicleEF	LHD2	3.2790e-003	3.1280e-003
tblVehicleEF	LHD2	3.7760e-003	3.6170e-003
tblVehicleEF	LHD2	6.3100e-003	7.9410e-003
tblVehicleEF	LHD2	0.12	0.14
tblVehicleEF	LHD2	0.40	0.47
tblVehicleEF	LHD2	1.01	0.53

Merrill Commerce Center (Off-Site Utilities Infrastructure Construction - Unmitigated) - San Bernardino-South Coast County, Winter

tblVehicleEF	LHD2	14.16	14.36
tblVehicleEF	LHD2	600.81	633.47
tblVehicleEF	LHD2	23.70	7.37
tblVehicleEF	LHD2	0.10	0.11
tblVehicleEF	LHD2	1.04	1.27
tblVehicleEF	LHD2	1.2350e-003	1.4280e-003
tblVehicleEF	LHD2	0.01	0.01
tblVehicleEF	LHD2	0.01	0.01
tblVehicleEF	LHD2	3.6900e-004	1.1500e-004
tblVehicleEF	LHD2	1.1820e-003	1.3660e-003
tblVehicleEF	LHD2	2.6940e-003	2.7000e-003
tblVehicleEF	LHD2	0.01	0.01
tblVehicleEF	LHD2	3.3900e-004	1.0600e-004
tblVehicleEF	LHD2	2.1960e-003	2.7020e-003
tblVehicleEF	LHD2	0.04	0.05
tblVehicleEF	LHD2	0.01	0.02
tblVehicleEF	LHD2	1.3570e-003	1.6140e-003
tblVehicleEF	LHD2	0.05	0.06
tblVehicleEF	LHD2	0.07	0.25
tblVehicleEF	LHD2	0.09	0.04
tblVehicleEF	LHD2	1.3800e-004	1.3700e-004
tblVehicleEF	LHD2	5.8420e-003	6.1090e-003
tblVehicleEF	LHD2	2.5500e-004	7.3000e-005
tblVehicleEF	LHD2	2.1960e-003	2.7020e-003
tblVehicleEF	LHD2	0.04	0.05
tblVehicleEF	LHD2	0.02	0.02
tblVehicleEF	LHD2	1.3570e-003	1.6140e-003

Merrill Commerce Center (Off-Site Utilities Infrastructure Construction - Unmitigated) - San Bernardino-South Coast County, Winter

tblVehicleEF	LHD2	0.06	0.07
tblVehicleEF	LHD2	0.07	0.25
tblVehicleEF	LHD2	0.09	0.04
tblVehicleEF	LHD2	3.2790e-003	3.1200e-003
tblVehicleEF	LHD2	3.7350e-003	3.5870e-003
tblVehicleEF	LHD2	6.5440e-003	8.2440e-003
tblVehicleEF	LHD2	0.12	0.14
tblVehicleEF	LHD2	0.40	0.47
tblVehicleEF	LHD2	1.06	0.56
tblVehicleEF	LHD2	14.16	14.36
tblVehicleEF	LHD2	600.81	633.47
tblVehicleEF	LHD2	23.70	7.42
tblVehicleEF	LHD2	0.10	0.11
tblVehicleEF	LHD2	1.09	1.33
tblVehicleEF	LHD2	1.2350e-003	1.4280e-003
tblVehicleEF	LHD2	0.01	0.01
tblVehicleEF	LHD2	0.01	0.01
tblVehicleEF	LHD2	3.6900e-004	1.1500e-004
tblVehicleEF	LHD2	1.1820e-003	1.3660e-003
tblVehicleEF	LHD2	2.6940e-003	2.7000e-003
tblVehicleEF	LHD2	0.01	0.01
tblVehicleEF	LHD2	3.3900e-004	1.0600e-004
tblVehicleEF	LHD2	1.1520e-003	1.4360e-003
tblVehicleEF	LHD2	0.04	0.05
tblVehicleEF	LHD2	0.01	0.02
tblVehicleEF	LHD2	6.2000e-004	7.2400e-004
tblVehicleEF	LHD2	0.05	0.06

Merrill Commerce Center (Off-Site Utilities Infrastructure Construction - Unmitigated) - San Bernardino-South Coast County, Winter

tblVehicleEF	LHD2	0.08	0.27
tblVehicleEF	LHD2	0.09	0.04
tblVehicleEF	LHD2	1.3800e-004	1.3700e-004
tblVehicleEF	LHD2	5.8420e-003	6.1090e-003
tblVehicleEF	LHD2	2.5600e-004	7.3000e-005
tblVehicleEF	LHD2	1.1520e-003	1.4360e-003
tblVehicleEF	LHD2	0.04	0.05
tblVehicleEF	LHD2	0.02	0.02
tblVehicleEF	LHD2	6.2000e-004	7.2400e-004
tblVehicleEF	LHD2	0.06	0.07
tblVehicleEF	LHD2	0.08	0.27
tblVehicleEF	LHD2	0.10	0.04
tblVehicleEF	MCY	0.44	0.33
tblVehicleEF	MCY	0.16	0.25
tblVehicleEF	MCY	19.74	19.97
tblVehicleEF	MCY	9.96	8.82
tblVehicleEF	MCY	169.37	211.12
tblVehicleEF	MCY	45.59	60.91
tblVehicleEF	MCY	1.15	1.16
tblVehicleEF	MCY	1.9350e-003	1.8990e-003
tblVehicleEF	MCY	3.3460e-003	2.8290e-003
tblVehicleEF	MCY	1.8090e-003	1.7750e-003
tblVehicleEF	MCY	3.1480e-003	2.6600e-003
tblVehicleEF	MCY	1.44	1.45
tblVehicleEF	MCY	0.81	0.82
tblVehicleEF	MCY	0.79	0.79
tblVehicleEF	MCY	2.20	2.21

Merrill Commerce Center (Off-Site Utilities Infrastructure Construction - Unmitigated) - San Bernardino-South Coast County, Winter

tblVehicleEF	MCY	0.47	1.89
tblVehicleEF	MCY	2.13	1.88
tblVehicleEF	MCY	2.0800e-003	2.0890e-003
tblVehicleEF	MCY	6.8100e-004	6.0300e-004
tblVehicleEF	MCY	1.44	1.45
tblVehicleEF	MCY	0.81	0.82
tblVehicleEF	MCY	0.79	0.79
tblVehicleEF	MCY	2.72	2.73
tblVehicleEF	MCY	0.47	1.89
tblVehicleEF	MCY	2.32	2.05
tblVehicleEF	MCY	0.43	0.32
tblVehicleEF	MCY	0.13	0.22
tblVehicleEF	MCY	19.87	20.11
tblVehicleEF	MCY	9.04	7.97
tblVehicleEF	MCY	169.37	211.15
tblVehicleEF	MCY	45.59	58.66
tblVehicleEF	MCY	0.98	0.98
tblVehicleEF	MCY	1.9350e-003	1.8990e-003
tblVehicleEF	MCY	3.3460e-003	2.8290e-003
tblVehicleEF	MCY	1.8090e-003	1.7750e-003
tblVehicleEF	MCY	3.1480e-003	2.6600e-003
tblVehicleEF	MCY	3.11	3.14
tblVehicleEF	MCY	1.24	1.27
tblVehicleEF	MCY	2.09	2.10
tblVehicleEF	MCY	2.15	2.16
tblVehicleEF	MCY	0.47	1.88
tblVehicleEF	MCY	1.84	1.62

Merrill Commerce Center (Off-Site Utilities Infrastructure Construction - Unmitigated) - San Bernardino-South Coast County, Winter

tblVehicleEF	MCY	2.0800e-003	2.0890e-003
tblVehicleEF	MCY	6.5700e-004	5.8000e-004
tblVehicleEF	MCY	3.11	3.14
tblVehicleEF	MCY	1.24	1.27
tblVehicleEF	MCY	2.09	2.10
tblVehicleEF	MCY	2.66	2.66
tblVehicleEF	MCY	0.47	1.88
tblVehicleEF	MCY	2.00	1.76
tblVehicleEF	MCY	0.43	0.32
tblVehicleEF	MCY	0.15	0.24
tblVehicleEF	MCY	18.88	19.09
tblVehicleEF	MCY	9.60	8.48
tblVehicleEF	MCY	169.37	209.60
tblVehicleEF	MCY	45.59	60.13
tblVehicleEF	MCY	1.11	1.12
tblVehicleEF	MCY	1.9350e-003	1.8990e-003
tblVehicleEF	MCY	3.3460e-003	2.8290e-003
tblVehicleEF	MCY	1.8090e-003	1.7750e-003
tblVehicleEF	MCY	3.1480e-003	2.6600e-003
tblVehicleEF	MCY	1.69	1.70
tblVehicleEF	MCY	1.09	1.10
tblVehicleEF	MCY	0.70	0.70
tblVehicleEF	MCY	2.17	2.18
tblVehicleEF	MCY	0.53	2.16
tblVehicleEF	MCY	2.06	1.81
tblVehicleEF	MCY	2.0660e-003	2.0740e-003
tblVehicleEF	MCY	6.7300e-004	5.9500e-004

Merrill Commerce Center (Off-Site Utilities Infrastructure Construction - Unmitigated) - San Bernardino-South Coast County, Winter

tblVehicleEF	MCY	1.69	1.70
tblVehicleEF	MCY	1.09	1.10
tblVehicleEF	MCY	0.70	0.70
tblVehicleEF	MCY	2.68	2.68
tblVehicleEF	MCY	0.53	2.16
tblVehicleEF	MCY	2.24	1.97
tblVehicleEF	MDV	0.01	4.3590e-003
tblVehicleEF	MDV	0.02	0.08
tblVehicleEF	MDV	1.13	0.93
tblVehicleEF	MDV	2.68	2.97
tblVehicleEF	MDV	455.56	385.79
tblVehicleEF	MDV	101.88	81.00
tblVehicleEF	MDV	0.14	0.09
tblVehicleEF	MDV	1.7950e-003	1.4890e-003
tblVehicleEF	MDV	2.4230e-003	1.8380e-003
tblVehicleEF	MDV	1.6540e-003	1.3740e-003
tblVehicleEF	MDV	2.2280e-003	1.6900e-003
tblVehicleEF	MDV	0.09	0.11
tblVehicleEF	MDV	0.19	0.16
tblVehicleEF	MDV	0.08	0.10
tblVehicleEF	MDV	0.03	0.02
tblVehicleEF	MDV	0.11	0.49
tblVehicleEF	MDV	0.20	0.37
tblVehicleEF	MDV	4.5620e-003	3.8140e-003
tblVehicleEF	MDV	1.0660e-003	8.0200e-004
tblVehicleEF	MDV	0.09	0.11
tblVehicleEF	MDV	0.19	0.16

Merrill Commerce Center (Off-Site Utilities Infrastructure Construction - Unmitigated) - San Bernardino-South Coast County, Winter

tblVehicleEF	MDV	0.08	0.10
tblVehicleEF	MDV	0.04	0.03
tblVehicleEF	MDV	0.11	0.49
tblVehicleEF	MDV	0.22	0.41
tblVehicleEF	MDV	0.01	4.9900e-003
tblVehicleEF	MDV	0.01	0.07
tblVehicleEF	MDV	1.38	1.14
tblVehicleEF	MDV	2.22	2.45
tblVehicleEF	MDV	495.92	409.60
tblVehicleEF	MDV	101.88	79.98
tblVehicleEF	MDV	0.13	0.08
tblVehicleEF	MDV	1.7950e-003	1.4890e-003
tblVehicleEF	MDV	2.4230e-003	1.8380e-003
tblVehicleEF	MDV	1.6540e-003	1.3740e-003
tblVehicleEF	MDV	2.2280e-003	1.6900e-003
tblVehicleEF	MDV	0.19	0.22
tblVehicleEF	MDV	0.22	0.18
tblVehicleEF	MDV	0.17	0.20
tblVehicleEF	MDV	0.03	0.02
tblVehicleEF	MDV	0.11	0.49
tblVehicleEF	MDV	0.17	0.31
tblVehicleEF	MDV	4.9690e-003	4.0490e-003
tblVehicleEF	MDV	1.0570e-003	7.9200e-004
tblVehicleEF	MDV	0.19	0.22
tblVehicleEF	MDV	0.22	0.18
tblVehicleEF	MDV	0.17	0.20
tblVehicleEF	MDV	0.04	0.03

Merrill Commerce Center (Off-Site Utilities Infrastructure Construction - Unmitigated) - San Bernardino-South Coast County, Winter

tblVehicleEF	MDV	0.11	0.49
tblVehicleEF	MDV	0.19	0.34
tblVehicleEF	MDV	0.01	4.2510e-003
tblVehicleEF	MDV	0.01	0.08
tblVehicleEF	MDV	1.07	0.88
tblVehicleEF	MDV	2.64	2.92
tblVehicleEF	MDV	446.15	380.15
tblVehicleEF	MDV	101.88	80.92
tblVehicleEF	MDV	0.13	0.08
tblVehicleEF	MDV	1.7950e-003	1.4890e-003
tblVehicleEF	MDV	2.4230e-003	1.8380e-003
tblVehicleEF	MDV	1.6540e-003	1.3740e-003
tblVehicleEF	MDV	2.2280e-003	1.6900e-003
tblVehicleEF	MDV	0.09	0.11
tblVehicleEF	MDV	0.21	0.17
tblVehicleEF	MDV	0.08	0.09
tblVehicleEF	MDV	0.03	0.02
tblVehicleEF	MDV	0.12	0.56
tblVehicleEF	MDV	0.20	0.37
tblVehicleEF	MDV	4.4680e-003	3.7580e-003
tblVehicleEF	MDV	1.0650e-003	8.0100e-004
tblVehicleEF	MDV	0.09	0.11
tblVehicleEF	MDV	0.21	0.17
tblVehicleEF	MDV	0.08	0.09
tblVehicleEF	MDV	0.04	0.03
tblVehicleEF	MDV	0.12	0.56
tblVehicleEF	MDV	0.22	0.41

Merrill Commerce Center (Off-Site Utilities Infrastructure Construction - Unmitigated) - San Bernardino-South Coast County, Winter

tblVehicleEF	MH	0.03	3.6900e-003
tblVehicleEF	MH	0.02	0.00
tblVehicleEF	MH	2.16	0.34
tblVehicleEF	MH	5.58	0.00
tblVehicleEF	MH	1,051.62	939.00
tblVehicleEF	MH	58.77	0.00
tblVehicleEF	MH	1.36	4.26
tblVehicleEF	MH	0.01	0.02
tblVehicleEF	MH	0.03	0.13
tblVehicleEF	MH	1.0410e-003	0.00
tblVehicleEF	MH	3.2250e-003	4.0000e-003
tblVehicleEF	MH	0.03	0.12
tblVehicleEF	MH	9.5800e-004	0.00
tblVehicleEF	MH	1.28	0.00
tblVehicleEF	MH	0.08	0.00
tblVehicleEF	MH	0.45	0.00
tblVehicleEF	MH	0.08	0.08
tblVehicleEF	MH	0.03	0.00
tblVehicleEF	MH	0.32	0.00
tblVehicleEF	MH	0.01	8.8770e-003
tblVehicleEF	MH	6.8500e-004	0.00
tblVehicleEF	MH	1.28	0.00
tblVehicleEF	MH	0.08	0.00
tblVehicleEF	MH	0.45	0.00
tblVehicleEF	MH	0.11	0.09
tblVehicleEF	MH	0.03	0.00
tblVehicleEF	MH	0.35	0.00

Merrill Commerce Center (Off-Site Utilities Infrastructure Construction - Unmitigated) - San Bernardino-South Coast County, Winter

tblVehicleEF	MH	0.03	3.6900e-003
tblVehicleEF	MH	0.02	0.00
tblVehicleEF	MH	2.24	0.34
tblVehicleEF	MH	5.08	0.00
tblVehicleEF	MH	1,051.62	939.00
tblVehicleEF	MH	58.77	0.00
tblVehicleEF	MH	1.24	4.00
tblVehicleEF	MH	0.01	0.02
tblVehicleEF	MH	0.03	0.13
tblVehicleEF	MH	1.0410e-003	0.00
tblVehicleEF	MH	3.2250e-003	4.0000e-003
tblVehicleEF	MH	0.03	0.12
tblVehicleEF	MH	9.5800e-004	0.00
tblVehicleEF	MH	2.51	0.00
tblVehicleEF	MH	0.09	0.00
tblVehicleEF	MH	1.05	0.00
tblVehicleEF	MH	0.08	0.08
tblVehicleEF	MH	0.03	0.00
tblVehicleEF	MH	0.30	0.00
tblVehicleEF	MH	0.01	8.8770e-003
tblVehicleEF	MH	6.7600e-004	0.00
tblVehicleEF	MH	2.51	0.00
tblVehicleEF	MH	0.09	0.00
tblVehicleEF	MH	1.05	0.00
tblVehicleEF	MH	0.12	0.09
tblVehicleEF	MH	0.03	0.00
tblVehicleEF	MH	0.33	0.00

Merrill Commerce Center (Off-Site Utilities Infrastructure Construction - Unmitigated) - San Bernardino-South Coast County, Winter

tblVehicleEF	MH	0.03	3.6900e-003
tblVehicleEF	MH	0.02	0.00
tblVehicleEF	MH	2.17	0.34
tblVehicleEF	MH	5.52	0.00
tblVehicleEF	MH	1,051.62	939.00
tblVehicleEF	MH	58.77	0.00
tblVehicleEF	MH	1.33	4.19
tblVehicleEF	MH	0.01	0.02
tblVehicleEF	MH	0.03	0.13
tblVehicleEF	MH	1.0410e-003	0.00
tblVehicleEF	MH	3.2250e-003	4.0000e-003
tblVehicleEF	MH	0.03	0.12
tblVehicleEF	MH	9.5800e-004	0.00
tblVehicleEF	MH	1.50	0.00
tblVehicleEF	MH	0.10	0.00
tblVehicleEF	MH	0.46	0.00
tblVehicleEF	MH	0.08	0.08
tblVehicleEF	MH	0.03	0.00
tblVehicleEF	MH	0.32	0.00
tblVehicleEF	MH	0.01	8.8770e-003
tblVehicleEF	MH	6.8400e-004	0.00
tblVehicleEF	MH	1.50	0.00
tblVehicleEF	MH	0.10	0.00
tblVehicleEF	MH	0.46	0.00
tblVehicleEF	MH	0.11	0.09
tblVehicleEF	MH	0.03	0.00
tblVehicleEF	MH	0.35	0.00

Merrill Commerce Center (Off-Site Utilities Infrastructure Construction - Unmitigated) - San Bernardino-South Coast County, Winter

tblVehicleEF	MHD	0.02	3.0880e-003
tblVehicleEF	MHD	2.6000e-003	1.2060e-003
tblVehicleEF	MHD	0.04	7.8410e-003
tblVehicleEF	MHD	0.30	0.34
tblVehicleEF	MHD	0.23	0.16
tblVehicleEF	MHD	4.34	0.86
tblVehicleEF	MHD	155.87	64.48
tblVehicleEF	MHD	1,101.40	956.24
tblVehicleEF	MHD	50.42	7.77
tblVehicleEF	MHD	0.42	0.35
tblVehicleEF	MHD	0.64	1.01
tblVehicleEF	MHD	1.0400e-004	2.8300e-004
tblVehicleEF	MHD	2.7700e-003	7.5800e-003
tblVehicleEF	MHD	6.8900e-004	9.0000e-005
tblVehicleEF	MHD	9.9000e-005	2.7100e-004
tblVehicleEF	MHD	2.6470e-003	7.2480e-003
tblVehicleEF	MHD	6.3400e-004	8.3000e-005
tblVehicleEF	MHD	1.0590e-003	4.8600e-004
tblVehicleEF	MHD	0.04	0.02
tblVehicleEF	MHD	0.02	0.02
tblVehicleEF	MHD	5.6000e-004	2.5600e-004
tblVehicleEF	MHD	0.03	0.01
tblVehicleEF	MHD	0.01	0.09
tblVehicleEF	MHD	0.27	0.04
tblVehicleEF	MHD	1.4970e-003	6.1200e-004
tblVehicleEF	MHD	0.01	9.1120e-003
tblVehicleEF	MHD	5.8000e-004	7.7000e-005

Merrill Commerce Center (Off-Site Utilities Infrastructure Construction - Unmitigated) - San Bernardino-South Coast County, Winter

tblVehicleEF	MHD	1.0590e-003	4.8600e-004
tblVehicleEF	MHD	0.04	0.02
tblVehicleEF	MHD	0.03	0.02
tblVehicleEF	MHD	5.6000e-004	2.5600e-004
tblVehicleEF	MHD	0.03	0.01
tblVehicleEF	MHD	0.01	0.09
tblVehicleEF	MHD	0.29	0.04
tblVehicleEF	MHD	0.01	2.9410e-003
tblVehicleEF	MHD	2.6390e-003	1.2330e-003
tblVehicleEF	MHD	0.04	7.4810e-003
tblVehicleEF	MHD	0.22	0.29
tblVehicleEF	MHD	0.23	0.17
tblVehicleEF	MHD	4.06	0.80
tblVehicleEF	MHD	165.10	64.29
tblVehicleEF	MHD	1,101.40	956.24
tblVehicleEF	MHD	50.42	7.68
tblVehicleEF	MHD	0.44	0.34
tblVehicleEF	MHD	0.60	0.95
tblVehicleEF	MHD	8.7000e-005	2.4200e-004
tblVehicleEF	MHD	2.7700e-003	7.5800e-003
tblVehicleEF	MHD	6.8900e-004	9.0000e-005
tblVehicleEF	MHD	8.4000e-005	2.3100e-004
tblVehicleEF	MHD	2.6470e-003	7.2480e-003
tblVehicleEF	MHD	6.3400e-004	8.3000e-005
tblVehicleEF	MHD	2.0770e-003	9.5400e-004
tblVehicleEF	MHD	0.04	0.02
tblVehicleEF	MHD	0.02	0.02

Merrill Commerce Center (Off-Site Utilities Infrastructure Construction - Unmitigated) - San Bernardino-South Coast County, Winter

tblVehicleEF	MHD	1.2630e-003	5.7800e-004
tblVehicleEF	MHD	0.03	0.01
tblVehicleEF	MHD	0.01	0.09
tblVehicleEF	MHD	0.25	0.04
tblVehicleEF	MHD	1.5840e-003	6.1000e-004
tblVehicleEF	MHD	0.01	9.1120e-003
tblVehicleEF	MHD	5.7500e-004	7.6000e-005
tblVehicleEF	MHD	2.0770e-003	9.5400e-004
tblVehicleEF	MHD	0.04	0.02
tblVehicleEF	MHD	0.03	0.02
tblVehicleEF	MHD	1.2630e-003	5.7800e-004
tblVehicleEF	MHD	0.03	0.01
tblVehicleEF	MHD	0.01	0.09
tblVehicleEF	MHD	0.28	0.04
tblVehicleEF	MHD	0.02	3.3060e-003
tblVehicleEF	MHD	2.6040e-003	1.2080e-003
tblVehicleEF	MHD	0.04	7.7490e-003
tblVehicleEF	MHD	0.41	0.40
tblVehicleEF	MHD	0.23	0.16
tblVehicleEF	MHD	4.27	0.85
tblVehicleEF	MHD	143.11	64.74
tblVehicleEF	MHD	1,101.40	956.24
tblVehicleEF	MHD	50.42	7.75
tblVehicleEF	MHD	0.40	0.37
tblVehicleEF	MHD	0.63	0.99
tblVehicleEF	MHD	1.2600e-004	3.4100e-004
tblVehicleEF	MHD	2.7700e-003	7.5800e-003

Merrill Commerce Center (Off-Site Utilities Infrastructure Construction - Unmitigated) - San Bernardino-South Coast County, Winter

tblVehicleEF	MHD	6.8900e-004	9.0000e-005
tblVehicleEF	MHD	1.2100e-004	3.2600e-004
tblVehicleEF	MHD	2.6470e-003	7.2480e-003
tblVehicleEF	MHD	6.3400e-004	8.3000e-005
tblVehicleEF	MHD	1.1160e-003	5.1400e-004
tblVehicleEF	MHD	0.04	0.02
tblVehicleEF	MHD	0.02	0.02
tblVehicleEF	MHD	5.4700e-004	2.5000e-004
tblVehicleEF	MHD	0.03	0.01
tblVehicleEF	MHD	0.02	0.10
tblVehicleEF	MHD	0.26	0.04
tblVehicleEF	MHD	1.3770e-003	6.1400e-004
tblVehicleEF	MHD	0.01	9.1120e-003
tblVehicleEF	MHD	5.7900e-004	7.7000e-005
tblVehicleEF	MHD	1.1160e-003	5.1400e-004
tblVehicleEF	MHD	0.04	0.02
tblVehicleEF	MHD	0.03	0.02
tblVehicleEF	MHD	5.4700e-004	2.5000e-004
tblVehicleEF	MHD	0.03	0.01
tblVehicleEF	MHD	0.02	0.10
tblVehicleEF	MHD	0.29	0.04
tblVehicleEF	OBUS	0.01	9.0290e-003
tblVehicleEF	OBUS	7.2410e-003	6.3900e-003
tblVehicleEF	OBUS	0.03	0.02
tblVehicleEF	OBUS	0.24	0.50
tblVehicleEF	OBUS	0.47	0.76
tblVehicleEF	OBUS	5.59	2.60

Merrill Commerce Center (Off-Site Utilities Infrastructure Construction - Unmitigated) - San Bernardino-South Coast County, Winter

tblVehicleEF	OBUS	65.08	64.96
tblVehicleEF	OBUS	1,122.26	1,426.10
tblVehicleEF	OBUS	70.20	21.19
tblVehicleEF	OBUS	0.12	0.23
tblVehicleEF	OBUS	0.45	0.90
tblVehicleEF	OBUS	1.1000e-005	7.7000e-005
tblVehicleEF	OBUS	1.9630e-003	6.3040e-003
tblVehicleEF	OBUS	9.4500e-004	2.3600e-004
tblVehicleEF	OBUS	1.1000e-005	7.4000e-005
tblVehicleEF	OBUS	1.8550e-003	6.0110e-003
tblVehicleEF	OBUS	8.6900e-004	2.1700e-004
tblVehicleEF	OBUS	1.9890e-003	2.7750e-003
tblVehicleEF	OBUS	0.02	0.03
tblVehicleEF	OBUS	0.03	0.05
tblVehicleEF	OBUS	8.6300e-004	1.1530e-003
tblVehicleEF	OBUS	0.03	0.03
tblVehicleEF	OBUS	0.05	0.32
tblVehicleEF	OBUS	0.34	0.12
tblVehicleEF	OBUS	6.3300e-004	6.2000e-004
tblVehicleEF	OBUS	0.01	0.01
tblVehicleEF	OBUS	8.0000e-004	2.1000e-004
tblVehicleEF	OBUS	1.9890e-003	2.7750e-003
tblVehicleEF	OBUS	0.02	0.03
tblVehicleEF	OBUS	0.04	0.06
tblVehicleEF	OBUS	8.6300e-004	1.1530e-003
tblVehicleEF	OBUS	0.04	0.05
tblVehicleEF	OBUS	0.05	0.32

Merrill Commerce Center (Off-Site Utilities Infrastructure Construction - Unmitigated) - San Bernardino-South Coast County, Winter

tblVehicleEF	OBUS	0.38	0.14
tblVehicleEF	OBUS	0.01	9.1020e-003
tblVehicleEF	OBUS	7.4380e-003	6.5800e-003
tblVehicleEF	OBUS	0.03	0.02
tblVehicleEF	OBUS	0.24	0.49
tblVehicleEF	OBUS	0.49	0.79
tblVehicleEF	OBUS	5.12	2.38
tblVehicleEF	OBUS	67.92	64.29
tblVehicleEF	OBUS	1,122.26	1,426.14
tblVehicleEF	OBUS	70.20	20.83
tblVehicleEF	OBUS	0.13	0.22
tblVehicleEF	OBUS	0.41	0.82
tblVehicleEF	OBUS	9.0000e-006	6.8000e-005
tblVehicleEF	OBUS	1.9630e-003	6.3040e-003
tblVehicleEF	OBUS	9.4500e-004	2.3600e-004
tblVehicleEF	OBUS	9.0000e-006	6.5000e-005
tblVehicleEF	OBUS	1.8550e-003	6.0110e-003
tblVehicleEF	OBUS	8.6900e-004	2.1700e-004
tblVehicleEF	OBUS	3.8500e-003	5.3940e-003
tblVehicleEF	OBUS	0.02	0.03
tblVehicleEF	OBUS	0.03	0.05
tblVehicleEF	OBUS	1.9610e-003	2.6310e-003
tblVehicleEF	OBUS	0.03	0.03
tblVehicleEF	OBUS	0.05	0.32
tblVehicleEF	OBUS	0.32	0.12
tblVehicleEF	OBUS	6.6000e-004	6.1400e-004
tblVehicleEF	OBUS	0.01	0.01

Merrill Commerce Center (Off-Site Utilities Infrastructure Construction - Unmitigated) - San Bernardino-South Coast County, Winter

tblVehicleEF	OBUS	7.9200e-004	2.0600e-004
tblVehicleEF	OBUS	3.8500e-003	5.3940e-003
tblVehicleEF	OBUS	0.02	0.03
tblVehicleEF	OBUS	0.04	0.06
tblVehicleEF	OBUS	1.9610e-003	2.6310e-003
tblVehicleEF	OBUS	0.04	0.05
tblVehicleEF	OBUS	0.05	0.32
tblVehicleEF	OBUS	0.36	0.13
tblVehicleEF	OBUS	0.01	8.9680e-003
tblVehicleEF	OBUS	7.2610e-003	6.4110e-003
tblVehicleEF	OBUS	0.03	0.02
tblVehicleEF	OBUS	0.25	0.50
tblVehicleEF	OBUS	0.48	0.77
tblVehicleEF	OBUS	5.55	2.58
tblVehicleEF	OBUS	61.15	65.88
tblVehicleEF	OBUS	1,122.26	1,426.10
tblVehicleEF	OBUS	70.20	21.16
tblVehicleEF	OBUS	0.12	0.25
tblVehicleEF	OBUS	0.44	0.88
tblVehicleEF	OBUS	1.4000e-005	8.9000e-005
tblVehicleEF	OBUS	1.9630e-003	6.3040e-003
tblVehicleEF	OBUS	9.4500e-004	2.3600e-004
tblVehicleEF	OBUS	1.3000e-005	8.5000e-005
tblVehicleEF	OBUS	1.8550e-003	6.0110e-003
tblVehicleEF	OBUS	8.6900e-004	2.1700e-004
tblVehicleEF	OBUS	2.0720e-003	2.9560e-003
tblVehicleEF	OBUS	0.02	0.03

Merrill Commerce Center (Off-Site Utilities Infrastructure Construction - Unmitigated) - San Bernardino-South Coast County, Winter

tblVehicleEF	OBUS	0.03	0.05
tblVehicleEF	OBUS	8.6200e-004	1.1590e-003
tblVehicleEF	OBUS	0.03	0.03
tblVehicleEF	OBUS	0.05	0.34
tblVehicleEF	OBUS	0.34	0.12
tblVehicleEF	OBUS	5.9600e-004	6.2900e-004
tblVehicleEF	OBUS	0.01	0.01
tblVehicleEF	OBUS	7.9900e-004	2.0900e-004
tblVehicleEF	OBUS	2.0720e-003	2.9560e-003
tblVehicleEF	OBUS	0.02	0.03
tblVehicleEF	OBUS	0.04	0.06
tblVehicleEF	OBUS	8.6200e-004	1.1590e-003
tblVehicleEF	OBUS	0.04	0.05
tblVehicleEF	OBUS	0.05	0.34
tblVehicleEF	OBUS	0.38	0.14
tblVehicleEF	SBUS	0.83	0.04
tblVehicleEF	SBUS	9.2120e-003	5.9790e-003
tblVehicleEF	SBUS	0.06	4.3250e-003
tblVehicleEF	SBUS	5.90	2.05
tblVehicleEF	SBUS	0.56	0.51
tblVehicleEF	SBUS	5.13	0.57
tblVehicleEF	SBUS	1,231.15	333.61
tblVehicleEF	SBUS	1,120.79	1,098.25
tblVehicleEF	SBUS	39.22	3.39
tblVehicleEF	SBUS	10.14	3.15
tblVehicleEF	SBUS	3.99	4.52
tblVehicleEF	SBUS	9.1600e-003	3.2820e-003

Merrill Commerce Center (Off-Site Utilities Infrastructure Construction - Unmitigated) - San Bernardino-South Coast County, Winter

tblVehicleEF	SBUS	0.01	0.01
tblVehicleEF	SBUS	0.02	0.03
tblVehicleEF	SBUS	5.6800e-004	3.3000e-005
tblVehicleEF	SBUS	8.7640e-003	3.1400e-003
tblVehicleEF	SBUS	2.7400e-003	2.7500e-003
tblVehicleEF	SBUS	0.02	0.02
tblVehicleEF	SBUS	5.2200e-004	3.0000e-005
tblVehicleEF	SBUS	2.9390e-003	7.2900e-004
tblVehicleEF	SBUS	0.02	5.5220e-003
tblVehicleEF	SBUS	0.70	0.21
tblVehicleEF	SBUS	1.3780e-003	3.6500e-004
tblVehicleEF	SBUS	0.10	0.09
tblVehicleEF	SBUS	9.1030e-003	0.03
tblVehicleEF	SBUS	0.27	0.02
tblVehicleEF	SBUS	0.01	3.1720e-003
tblVehicleEF	SBUS	0.01	0.01
tblVehicleEF	SBUS	4.8100e-004	3.4000e-005
tblVehicleEF	SBUS	2.9390e-003	7.2900e-004
tblVehicleEF	SBUS	0.02	5.5220e-003
tblVehicleEF	SBUS	1.00	0.30
tblVehicleEF	SBUS	1.3780e-003	3.6500e-004
tblVehicleEF	SBUS	0.12	0.10
tblVehicleEF	SBUS	9.1030e-003	0.03
tblVehicleEF	SBUS	0.29	0.03
tblVehicleEF	SBUS	0.83	0.05
tblVehicleEF	SBUS	9.3730e-003	6.0530e-003
tblVehicleEF	SBUS	0.05	3.5770e-003

Merrill Commerce Center (Off-Site Utilities Infrastructure Construction - Unmitigated) - San Bernardino-South Coast County, Winter

tblVehicleEF	SBUS	5.77	2.01
tblVehicleEF	SBUS	0.57	0.52
tblVehicleEF	SBUS	3.51	0.40
tblVehicleEF	SBUS	1,292.80	340.36
tblVehicleEF	SBUS	1,120.79	1,098.26
tblVehicleEF	SBUS	39.22	3.11
tblVehicleEF	SBUS	10.46	3.21
tblVehicleEF	SBUS	3.74	4.23
tblVehicleEF	SBUS	7.7220e-003	2.7750e-003
tblVehicleEF	SBUS	0.01	0.01
tblVehicleEF	SBUS	0.02	0.03
tblVehicleEF	SBUS	5.6800e-004	3.3000e-005
tblVehicleEF	SBUS	7.3880e-003	2.6550e-003
tblVehicleEF	SBUS	2.7400e-003	2.7500e-003
tblVehicleEF	SBUS	0.02	0.02
tblVehicleEF	SBUS	5.2200e-004	3.0000e-005
tblVehicleEF	SBUS	5.5960e-003	1.3160e-003
tblVehicleEF	SBUS	0.02	5.7640e-003
tblVehicleEF	SBUS	0.70	0.21
tblVehicleEF	SBUS	2.9710e-003	7.0300e-004
tblVehicleEF	SBUS	0.10	0.09
tblVehicleEF	SBUS	8.3110e-003	0.03
tblVehicleEF	SBUS	0.22	0.02
tblVehicleEF	SBUS	0.01	3.2360e-003
tblVehicleEF	SBUS	0.01	0.01
tblVehicleEF	SBUS	4.5400e-004	3.1000e-005
tblVehicleEF	SBUS	5.5960e-003	1.3160e-003

Merrill Commerce Center (Off-Site Utilities Infrastructure Construction - Unmitigated) - San Bernardino-South Coast County, Winter

tblVehicleEF	SBUS	0.02	5.7640e-003
tblVehicleEF	SBUS	1.00	0.30
tblVehicleEF	SBUS	2.9710e-003	7.0300e-004
tblVehicleEF	SBUS	0.12	0.10
tblVehicleEF	SBUS	8.3110e-003	0.03
tblVehicleEF	SBUS	0.24	0.02
tblVehicleEF	SBUS	0.83	0.04
tblVehicleEF	SBUS	9.2160e-003	5.9750e-003
tblVehicleEF	SBUS	0.06	4.4250e-003
tblVehicleEF	SBUS	6.08	2.09
tblVehicleEF	SBUS	0.56	0.51
tblVehicleEF	SBUS	5.17	0.59
tblVehicleEF	SBUS	1,146.01	324.30
tblVehicleEF	SBUS	1,120.79	1,098.25
tblVehicleEF	SBUS	39.22	3.42
tblVehicleEF	SBUS	9.69	3.08
tblVehicleEF	SBUS	3.93	4.45
tblVehicleEF	SBUS	0.01	3.9810e-003
tblVehicleEF	SBUS	0.01	0.01
tblVehicleEF	SBUS	0.02	0.03
tblVehicleEF	SBUS	5.6800e-004	3.3000e-005
tblVehicleEF	SBUS	0.01	3.8090e-003
tblVehicleEF	SBUS	2.7400e-003	2.7500e-003
tblVehicleEF	SBUS	0.02	0.02
tblVehicleEF	SBUS	5.2200e-004	3.0000e-005
tblVehicleEF	SBUS	2.8670e-003	6.8400e-004
tblVehicleEF	SBUS	0.02	5.6560e-003

Merrill Commerce Center (Off-Site Utilities Infrastructure Construction - Unmitigated) - San Bernardino-South Coast County, Winter

tblVehicleEF	SBUS	0.70	0.21
tblVehicleEF	SBUS	1.3540e-003	3.6500e-004
tblVehicleEF	SBUS	0.10	0.09
tblVehicleEF	SBUS	0.01	0.04
tblVehicleEF	SBUS	0.27	0.03
tblVehicleEF	SBUS	0.01	3.0840e-003
tblVehicleEF	SBUS	0.01	0.01
tblVehicleEF	SBUS	4.8200e-004	3.4000e-005
tblVehicleEF	SBUS	2.8670e-003	6.8400e-004
tblVehicleEF	SBUS	0.02	5.6560e-003
tblVehicleEF	SBUS	1.01	0.30
tblVehicleEF	SBUS	1.3540e-003	3.6500e-004
tblVehicleEF	SBUS	0.12	0.10
tblVehicleEF	SBUS	0.01	0.04
tblVehicleEF	SBUS	0.30	0.03
tblVehicleEF	UBUS	1.62	4.21
tblVehicleEF	UBUS	0.08	0.02
tblVehicleEF	UBUS	8.33	32.79
tblVehicleEF	UBUS	13.39	1.42
tblVehicleEF	UBUS	1,818.42	1,717.93
tblVehicleEF	UBUS	138.62	16.41
tblVehicleEF	UBUS	4.85	0.36
tblVehicleEF	UBUS	0.51	0.08
tblVehicleEF	UBUS	0.01	0.03
tblVehicleEF	UBUS	0.05	2.7160e-003
tblVehicleEF	UBUS	1.4450e-003	2.1400e-004
tblVehicleEF	UBUS	0.22	0.03

Merrill Commerce Center (Off-Site Utilities Infrastructure Construction - Unmitigated) - San Bernardino-South Coast County, Winter

tblVehicleEF	UBUS	3.0000e-003	6.3130e-003
tblVehicleEF	UBUS	0.05	2.5810e-003
tblVehicleEF	UBUS	1.3280e-003	1.9700e-004
tblVehicleEF	UBUS	7.4710e-003	1.3640e-003
tblVehicleEF	UBUS	0.10	6.9600e-003
tblVehicleEF	UBUS	3.6930e-003	5.6300e-004
tblVehicleEF	UBUS	0.49	0.06
tblVehicleEF	UBUS	0.02	0.03
tblVehicleEF	UBUS	1.10	0.06
tblVehicleEF	UBUS	9.7450e-003	3.7420e-003
tblVehicleEF	UBUS	1.6300e-003	1.6200e-004
tblVehicleEF	UBUS	7.4710e-003	1.3640e-003
tblVehicleEF	UBUS	0.10	6.9600e-003
tblVehicleEF	UBUS	3.6930e-003	5.6300e-004
tblVehicleEF	UBUS	2.17	4.30
tblVehicleEF	UBUS	0.02	0.03
tblVehicleEF	UBUS	1.20	0.07
tblVehicleEF	UBUS	1.63	4.21
tblVehicleEF	UBUS	0.07	0.01
tblVehicleEF	UBUS	8.41	32.79
tblVehicleEF	UBUS	11.00	1.16
tblVehicleEF	UBUS	1,818.42	1,717.93
tblVehicleEF	UBUS	138.62	15.99
tblVehicleEF	UBUS	4.50	0.35
tblVehicleEF	UBUS	0.51	0.08
tblVehicleEF	UBUS	0.01	0.03
tblVehicleEF	UBUS	0.05	2.7160e-003

Merrill Commerce Center (Off-Site Utilities Infrastructure Construction - Unmitigated) - San Bernardino-South Coast County, Winter

tblVehicleEF	UBUS	1.4450e-003	2.1400e-004
tblVehicleEF	UBUS	0.22	0.03
tblVehicleEF	UBUS	3.0000e-003	6.3130e-003
tblVehicleEF	UBUS	0.05	2.5810e-003
tblVehicleEF	UBUS	1.3280e-003	1.9700e-004
tblVehicleEF	UBUS	0.01	2.6290e-003
tblVehicleEF	UBUS	0.13	9.1640e-003
tblVehicleEF	UBUS	8.6540e-003	1.3450e-003
tblVehicleEF	UBUS	0.50	0.06
tblVehicleEF	UBUS	0.02	0.02
tblVehicleEF	UBUS	0.98	0.06
tblVehicleEF	UBUS	9.7470e-003	3.7420e-003
tblVehicleEF	UBUS	1.5890e-003	1.5800e-004
tblVehicleEF	UBUS	0.01	2.6290e-003
tblVehicleEF	UBUS	0.13	9.1640e-003
tblVehicleEF	UBUS	8.6540e-003	1.3450e-003
tblVehicleEF	UBUS	2.18	4.30
tblVehicleEF	UBUS	0.02	0.02
tblVehicleEF	UBUS	1.07	0.06
tblVehicleEF	UBUS	1.62	4.21
tblVehicleEF	UBUS	0.08	0.02
tblVehicleEF	UBUS	8.34	32.79
tblVehicleEF	UBUS	12.95	1.38
tblVehicleEF	UBUS	1,818.42	1,717.93
tblVehicleEF	UBUS	138.62	16.36
tblVehicleEF	UBUS	4.76	0.36
tblVehicleEF	UBUS	0.51	0.08

Merrill Commerce Center (Off-Site Utilities Infrastructure Construction - Unmitigated) - San Bernardino-South Coast County, Winter

tblVehicleEF	UBUS	0.01	0.03
tblVehicleEF	UBUS	0.05	2.7160e-003
tblVehicleEF	UBUS	1.4450e-003	2.1400e-004
tblVehicleEF	UBUS	0.22	0.03
tblVehicleEF	UBUS	3.0000e-003	6.3130e-003
tblVehicleEF	UBUS	0.05	2.5810e-003
tblVehicleEF	UBUS	1.3280e-003	1.9700e-004
tblVehicleEF	UBUS	8.4070e-003	1.4850e-003
tblVehicleEF	UBUS	0.13	8.1120e-003
tblVehicleEF	UBUS	3.8160e-003	5.5900e-004
tblVehicleEF	UBUS	0.49	0.06
tblVehicleEF	UBUS	0.03	0.03
tblVehicleEF	UBUS	1.08	0.06
tblVehicleEF	UBUS	9.7460e-003	3.7420e-003
tblVehicleEF	UBUS	1.6230e-003	1.6200e-004
tblVehicleEF	UBUS	8.4070e-003	1.4850e-003
tblVehicleEF	UBUS	0.13	8.1120e-003
tblVehicleEF	UBUS	3.8160e-003	5.5900e-004
tblVehicleEF	UBUS	2.17	4.30
tblVehicleEF	UBUS	0.03	0.03
tblVehicleEF	UBUS	1.18	0.07
tblVehicleTrips	CC_TL	8.40	0.00
tblVehicleTrips	CC_TTP	28.00	0.00
tblVehicleTrips	CNW_TL	6.90	0.00
tblVehicleTrips	CNW_TTP	13.00	0.00
tblVehicleTrips	CW_TL	16.60	0.00
tblVehicleTrips	CW_TTP	59.00	0.00

Merrill Commerce Center (Off-Site Utilities Infrastructure Construction - Unmitigated) - San Bernardino-South Coast County, Winter

tblVehicleTrips	DV_TP	5.00	0.00
tblVehicleTrips	PB_TP	3.00	0.00
tblVehicleTrips	PR_TP	92.00	0.00
tblVehicleTrips	ST_TR	1.32	0.00
tblVehicleTrips	SU_TR	0.68	0.00
tblVehicleTrips	WD_TR	6.97	0.00
tblWater	IndoorWaterUseRate	1,141,299,687.50	0.00

2.0 Emissions Summary

Merrill Commerce Center (Off-Site Utilities Infrastructure Construction - Unmitigated) - San Bernardino-South Coast County, Winter

2.1 Overall Construction (Maximum Daily Emission)**Unmitigated Construction**

	ROG	NOx	CO	SO2	Fugitive PM10	Exhaust PM10	PM10 Total	Fugitive PM2.5	Exhaust PM2.5	PM2.5 Total	Bio- CO2	NBio- CO2	Total CO2	CH4	N2O	CO2e
Year	lb/day										lb/day					
2023	4.7164	41.5775	43.9240	0.0961	7.5297	1.8134	9.3431	3.5433	1.6954	5.2387	0.0000	9,243.636 3	9,243.636 3	2.4868	0.0000	9,305.807 2
2024	4.5303	39.0385	43.7717	0.0960	7.5297	1.6628	9.1924	3.5433	1.5529	5.0962	0.0000	9,234.497 0	9,234.497 0	2.4810	0.0000	9,296.520 6
Maximum	4.7164	41.5775	43.9240	0.0961	7.5297	1.8134	9.3431	3.5433	1.6954	5.2387	0.0000	9,243.636 3	9,243.636 3	2.4868	0.0000	9,305.807 2

Mitigated Construction

	ROG	NOx	CO	SO2	Fugitive PM10	Exhaust PM10	PM10 Total	Fugitive PM2.5	Exhaust PM2.5	PM2.5 Total	Bio- CO2	NBio- CO2	Total CO2	CH4	N2O	CO2e
Year	lb/day										lb/day					
2023	4.7164	41.5775	43.9240	0.0961	3.2093	1.8134	5.0227	1.4542	1.6954	3.1496	0.0000	9,243.636 3	9,243.636 3	2.4868	0.0000	9,305.807 2
2024	4.5303	39.0385	43.7717	0.0960	3.2093	1.6628	4.8721	1.4542	1.5529	3.0071	0.0000	9,234.497 0	9,234.497 0	2.4810	0.0000	9,296.520 6
Maximum	4.7164	41.5775	43.9240	0.0961	3.2093	1.8134	5.0227	1.4542	1.6954	3.1496	0.0000	9,243.636 3	9,243.636 3	2.4868	0.0000	9,305.807 2

	ROG	NOx	CO	SO2	Fugitive PM10	Exhaust PM10	PM10 Total	Fugitive PM2.5	Exhaust PM2.5	PM2.5 Total	Bio- CO2	NBio-CO2	Total CO2	CH4	N2O	CO2e
Percent Reduction	0.00	0.00	0.00	0.00	57.38	0.00	46.62	58.96	0.00	40.43	0.00	0.00	0.00	0.00	0.00	0.00

Merrill Commerce Center (Off-Site Utilities Infrastructure Construction - Unmitigated) - San Bernardino-South Coast County, Winter

2.2 Overall Operational**Unmitigated Operational**

	ROG	NOx	CO	SO2	Fugitive PM10	Exhaust PM10	PM10 Total	Fugitive PM2.5	Exhaust PM2.5	PM2.5 Total	Bio- CO2	NBio- CO2	Total CO2	CH4	N2O	CO2e
Category	lb/day										lb/day					
Area	110.3008	4.5700e-003	0.5031	4.0000e-005		1.7900e-003	1.7900e-003		1.7900e-003	1.7900e-003		1.0801	1.0801	2.8200e-003		1.1506
Energy	0.0000	0.0000	0.0000	0.0000		0.0000	0.0000		0.0000	0.0000		0.0000	0.0000	0.0000	0.0000	0.0000
Mobile	0.0000	0.0000	0.0000	0.0000	0.0000	0.0000	0.0000	0.0000	0.0000	0.0000		0.0000	0.0000	0.0000		0.0000
Total	110.3008	4.5700e-003	0.5031	4.0000e-005	0.0000	1.7900e-003	1.7900e-003	0.0000	1.7900e-003	1.7900e-003		1.0801	1.0801	2.8200e-003	0.0000	1.1506

Mitigated Operational

	ROG	NOx	CO	SO2	Fugitive PM10	Exhaust PM10	PM10 Total	Fugitive PM2.5	Exhaust PM2.5	PM2.5 Total	Bio- CO2	NBio- CO2	Total CO2	CH4	N2O	CO2e
Category	lb/day										lb/day					
Area	110.3008	4.5700e-003	0.5031	4.0000e-005		1.7900e-003	1.7900e-003		1.7900e-003	1.7900e-003		1.0801	1.0801	2.8200e-003		1.1506
Energy	0.0000	0.0000	0.0000	0.0000		0.0000	0.0000		0.0000	0.0000		0.0000	0.0000	0.0000	0.0000	0.0000
Mobile	0.0000	0.0000	0.0000	0.0000	0.0000	0.0000	0.0000	0.0000	0.0000	0.0000		0.0000	0.0000	0.0000		0.0000
Total	110.3008	4.5700e-003	0.5031	4.0000e-005	0.0000	1.7900e-003	1.7900e-003	0.0000	1.7900e-003	1.7900e-003		1.0801	1.0801	2.8200e-003	0.0000	1.1506

Merrill Commerce Center (Off-Site Utilities Infrastructure Construction - Unmitigated) - San Bernardino-South Coast County, Winter

	ROG	NOx	CO	SO2	Fugitive PM10	Exhaust PM10	PM10 Total	Fugitive PM2.5	Exhaust PM2.5	PM2.5 Total	Bio- CO2	NBio-CO2	Total CO2	CH4	N2O	CO2e
Percent Reduction	0.00	0.00	0.00	0.00	0.00	0.00	0.00	0.00	0.00	0.00	0.00	0.00	0.00	0.00	0.00	0.00

3.0 Construction Detail

Construction Phase

Phase Number	Phase Name	Phase Type	Start Date	End Date	Num Days Week	Num Days	Phase Description
1	Grading	Grading	1/2/2023	5/24/2024	5	365	

Acres of Grading (Site Preparation Phase): 0

Acres of Grading (Grading Phase): 365

Acres of Paving: 0

Residential Indoor: 0; Residential Outdoor: 0; Non-Residential Indoor: 0; Non-Residential Outdoor: 0; Striped Parking Area: 0 (Architectural Coating – sqft)

OffRoad Equipment

Merrill Commerce Center (Off-Site Utilities Infrastructure Construction - Unmitigated) - San Bernardino-South Coast County, Winter

Phase Name	Offroad Equipment Type	Amount	Usage Hours	Horse Power	Load Factor
Grading	Bore/Drill Rigs	1	8.00	221	0.50
Grading	Cranes	1	8.00	231	0.29
Grading	Crushing/Proc. Equipment	1	8.00	85	0.78
Grading	Excavators	2	8.00	158	0.38
Grading	Generator Sets	1	8.00	84	0.74
Grading	Graders	1	8.00	187	0.41
Grading	Off-Highway Trucks	1	8.00	402	0.38
Grading	Pavers	2	8.00	130	0.42
Grading	Paving Equipment	1	8.00	132	0.36
Grading	Rollers	1	8.00	80	0.38
Grading	Rubber Tired Dozers	1	8.00	247	0.40
Grading	Scrapers	0	8.00	367	0.48
Grading	Tractors/Loaders/Backhoes	2	8.00	97	0.37
Grading	Welders	1	8.00	46	0.45

Trips and VMT

Phase Name	Offroad Equipment Count	Worker Trip Number	Vendor Trip Number	Hauling Trip Number	Worker Trip Length	Vendor Trip Length	Hauling Trip Length	Worker Vehicle Class	Vendor Vehicle Class	Hauling Vehicle Class
Grading	16	40.00	0.00	0.00	14.70	6.90	20.00	LD_Mix	HDT_Mix	HHDT

3.1 Mitigation Measures Construction

Water Exposed Area

Merrill Commerce Center (Off-Site Utilities Infrastructure Construction - Unmitigated) - San Bernardino-South Coast County, Winter

3.2 Grading - 2023**Unmitigated Construction On-Site**

	ROG	NOx	CO	SO2	Fugitive PM10	Exhaust PM10	PM10 Total	Fugitive PM2.5	Exhaust PM2.5	PM2.5 Total	Bio- CO2	NBio- CO2	Total CO2	CH4	N2O	CO2e
Category	lb/day										lb/day					
Fugitive Dust					7.0826	0.0000	7.0826	3.4247	0.0000	3.4247			0.0000			0.0000
Off-Road	4.5374	41.4706	42.7820	0.0924		1.8107	1.8107		1.6929	1.6929		8,879.3830	8,879.3830	2.4781		8,941.3341
Total	4.5374	41.4706	42.7820	0.0924	7.0826	1.8107	8.8933	3.4247	1.6929	5.1176		8,879.3830	8,879.3830	2.4781		8,941.3341

Unmitigated Construction Off-Site

	ROG	NOx	CO	SO2	Fugitive PM10	Exhaust PM10	PM10 Total	Fugitive PM2.5	Exhaust PM2.5	PM2.5 Total	Bio- CO2	NBio- CO2	Total CO2	CH4	N2O	CO2e
Category	lb/day										lb/day					
Hauling	0.0000	0.0000	0.0000	0.0000	0.0000	0.0000	0.0000	0.0000	0.0000	0.0000		0.0000	0.0000	0.0000		0.0000
Vendor	0.0000	0.0000	0.0000	0.0000	0.0000	0.0000	0.0000	0.0000	0.0000	0.0000		0.0000	0.0000	0.0000		0.0000
Worker	0.1789	0.1069	1.1420	3.6500e-003	0.4471	2.7000e-003	0.4498	0.1186	2.4900e-003	0.1211		364.2534	364.2534	8.7900e-003		364.4731
Total	0.1789	0.1069	1.1420	3.6500e-003	0.4471	2.7000e-003	0.4498	0.1186	2.4900e-003	0.1211		364.2534	364.2534	8.7900e-003		364.4731

Merrill Commerce Center (Off-Site Utilities Infrastructure Construction - Unmitigated) - San Bernardino-South Coast County, Winter

3.2 Grading - 2023**Mitigated Construction On-Site**

	ROG	NOx	CO	SO2	Fugitive PM10	Exhaust PM10	PM10 Total	Fugitive PM2.5	Exhaust PM2.5	PM2.5 Total	Bio- CO2	NBio- CO2	Total CO2	CH4	N2O	CO2e
Category	lb/day										lb/day					
Fugitive Dust					2.7622	0.0000	2.7622	1.3357	0.0000	1.3357			0.0000			0.0000
Off-Road	4.5374	41.4706	42.7820	0.0924		1.8107	1.8107		1.6929	1.6929	0.0000	8,879.3830	8,879.3830	2.4781		8,941.3341
Total	4.5374	41.4706	42.7820	0.0924	2.7622	1.8107	4.5729	1.3357	1.6929	3.0285	0.0000	8,879.3830	8,879.3830	2.4781		8,941.3341

Mitigated Construction Off-Site

	ROG	NOx	CO	SO2	Fugitive PM10	Exhaust PM10	PM10 Total	Fugitive PM2.5	Exhaust PM2.5	PM2.5 Total	Bio- CO2	NBio- CO2	Total CO2	CH4	N2O	CO2e
Category	lb/day										lb/day					
Hauling	0.0000	0.0000	0.0000	0.0000	0.0000	0.0000	0.0000	0.0000	0.0000	0.0000		0.0000	0.0000	0.0000		0.0000
Vendor	0.0000	0.0000	0.0000	0.0000	0.0000	0.0000	0.0000	0.0000	0.0000	0.0000		0.0000	0.0000	0.0000		0.0000
Worker	0.1789	0.1069	1.1420	3.6500e-003	0.4471	2.7000e-003	0.4498	0.1186	2.4900e-003	0.1211		364.2534	364.2534	8.7900e-003		364.4731
Total	0.1789	0.1069	1.1420	3.6500e-003	0.4471	2.7000e-003	0.4498	0.1186	2.4900e-003	0.1211		364.2534	364.2534	8.7900e-003		364.4731

Merrill Commerce Center (Off-Site Utilities Infrastructure Construction - Unmitigated) - San Bernardino-South Coast County, Winter

3.2 Grading - 2024**Unmitigated Construction On-Site**

	ROG	NOx	CO	SO2	Fugitive PM10	Exhaust PM10	PM10 Total	Fugitive PM2.5	Exhaust PM2.5	PM2.5 Total	Bio- CO2	NBio- CO2	Total CO2	CH4	N2O	CO2e
Category	lb/day										lb/day					
Fugitive Dust					7.0826	0.0000	7.0826	3.4247	0.0000	3.4247			0.0000			0.0000
Off-Road	4.3615	38.9417	42.7086	0.0925		1.6601	1.6601		1.5504	1.5504		8,882.0520	8,882.0520	2.4729		8,943.8749
Total	4.3615	38.9417	42.7086	0.0925	7.0826	1.6601	8.7427	3.4247	1.5504	4.9751		8,882.0520	8,882.0520	2.4729		8,943.8749

Unmitigated Construction Off-Site

	ROG	NOx	CO	SO2	Fugitive PM10	Exhaust PM10	PM10 Total	Fugitive PM2.5	Exhaust PM2.5	PM2.5 Total	Bio- CO2	NBio- CO2	Total CO2	CH4	N2O	CO2e
Category	lb/day										lb/day					
Hauling	0.0000	0.0000	0.0000	0.0000	0.0000	0.0000	0.0000	0.0000	0.0000	0.0000		0.0000	0.0000	0.0000		0.0000
Vendor	0.0000	0.0000	0.0000	0.0000	0.0000	0.0000	0.0000	0.0000	0.0000	0.0000		0.0000	0.0000	0.0000		0.0000
Worker	0.1688	0.0968	1.0631	3.5300e-003	0.4471	2.6800e-003	0.4498	0.1186	2.4600e-003	0.1210		352.4450	352.4450	8.0300e-003		352.6457
Total	0.1688	0.0968	1.0631	3.5300e-003	0.4471	2.6800e-003	0.4498	0.1186	2.4600e-003	0.1210		352.4450	352.4450	8.0300e-003		352.6457

Merrill Commerce Center (Off-Site Utilities Infrastructure Construction - Unmitigated) - San Bernardino-South Coast County, Winter

3.2 Grading - 2024**Mitigated Construction On-Site**

	ROG	NOx	CO	SO2	Fugitive PM10	Exhaust PM10	PM10 Total	Fugitive PM2.5	Exhaust PM2.5	PM2.5 Total	Bio- CO2	NBio- CO2	Total CO2	CH4	N2O	CO2e
Category	lb/day										lb/day					
Fugitive Dust					2.7622	0.0000	2.7622	1.3357	0.0000	1.3357			0.0000			0.0000
Off-Road	4.3615	38.9417	42.7086	0.0925		1.6601	1.6601		1.5504	1.5504	0.0000	8,882.0520	8,882.0520	2.4729		8,943.8749
Total	4.3615	38.9417	42.7086	0.0925	2.7622	1.6601	4.4223	1.3357	1.5504	2.8861	0.0000	8,882.0520	8,882.0520	2.4729		8,943.8749

Mitigated Construction Off-Site

	ROG	NOx	CO	SO2	Fugitive PM10	Exhaust PM10	PM10 Total	Fugitive PM2.5	Exhaust PM2.5	PM2.5 Total	Bio- CO2	NBio- CO2	Total CO2	CH4	N2O	CO2e
Category	lb/day										lb/day					
Hauling	0.0000	0.0000	0.0000	0.0000	0.0000	0.0000	0.0000	0.0000	0.0000	0.0000		0.0000	0.0000	0.0000		0.0000
Vendor	0.0000	0.0000	0.0000	0.0000	0.0000	0.0000	0.0000	0.0000	0.0000	0.0000		0.0000	0.0000	0.0000		0.0000
Worker	0.1688	0.0968	1.0631	3.5300e-003	0.4471	2.6800e-003	0.4498	0.1186	2.4600e-003	0.1210		352.4450	352.4450	8.0300e-003		352.6457
Total	0.1688	0.0968	1.0631	3.5300e-003	0.4471	2.6800e-003	0.4498	0.1186	2.4600e-003	0.1210		352.4450	352.4450	8.0300e-003		352.6457

4.0 Operational Detail - Mobile

Merrill Commerce Center (Off-Site Utilities Infrastructure Construction - Unmitigated) - San Bernardino-South Coast County, Winter

4.1 Mitigation Measures Mobile

	ROG	NOx	CO	SO2	Fugitive PM10	Exhaust PM10	PM10 Total	Fugitive PM2.5	Exhaust PM2.5	PM2.5 Total	Bio- CO2	NBio- CO2	Total CO2	CH4	N2O	CO2e
Category	lb/day										lb/day					
Mitigated	0.0000	0.0000	0.0000	0.0000	0.0000	0.0000	0.0000	0.0000	0.0000	0.0000		0.0000	0.0000	0.0000		0.0000
Unmitigated	0.0000	0.0000	0.0000	0.0000	0.0000	0.0000	0.0000	0.0000	0.0000	0.0000		0.0000	0.0000	0.0000		0.0000

4.2 Trip Summary Information

Land Use	Average Daily Trip Rate			Unmitigated	Mitigated
	Weekday	Saturday	Sunday	Annual VMT	Annual VMT
General Light Industry	0.00	0.00	0.00		
Total	0.00	0.00	0.00		

4.3 Trip Type Information

Land Use	Miles			Trip %			Trip Purpose %		
	H-W or C-W	H-S or C-C	H-O or C-NW	H-W or C-W	H-S or C-C	H-O or C-NW	Primary	Diverted	Pass-by
General Light Industry	0.00	0.00	0.00	0.00	0.00	0.00	0	0	0

4.4 Fleet Mix

Land Use	LDA	LDT1	LDT2	MDV	LHD1	LHD2	MHD	HHD	OBUS	UBUS	MCY	SBUS	MH
General Light Industry	0.558745	0.035303	0.181800	0.111169	0.014289	0.004794	0.018611	0.065078	0.001365	0.001491	0.005725	0.000799	0.000830

Merrill Commerce Center (Off-Site Utilities Infrastructure Construction - Unmitigated) - San Bernardino-South Coast County, Winter

5.0 Energy Detail

Historical Energy Use: N

5.1 Mitigation Measures Energy

	ROG	NOx	CO	SO2	Fugitive PM10	Exhaust PM10	PM10 Total	Fugitive PM2.5	Exhaust PM2.5	PM2.5 Total	Bio- CO2	NBio- CO2	Total CO2	CH4	N2O	CO2e
Category	lb/day										lb/day					
NaturalGas Mitigated	0.0000	0.0000	0.0000	0.0000		0.0000	0.0000		0.0000	0.0000		0.0000	0.0000	0.0000	0.0000	0.0000
NaturalGas Unmitigated	0.0000	0.0000	0.0000	0.0000		0.0000	0.0000		0.0000	0.0000		0.0000	0.0000	0.0000	0.0000	0.0000

Merrill Commerce Center (Off-Site Utilities Infrastructure Construction - Unmitigated) - San Bernardino-South Coast County, Winter

5.2 Energy by Land Use - NaturalGas**Unmitigated**

	NaturalGas Use	ROG	NOx	CO	SO2	Fugitive PM10	Exhaust PM10	PM10 Total	Fugitive PM2.5	Exhaust PM2.5	PM2.5 Total	Bio- CO2	NBio- CO2	Total CO2	CH4	N2O	CO2e
Land Use	kBTU/yr	lb/day										lb/day					
General Light Industry	0	0.0000	0.0000	0.0000	0.0000		0.0000	0.0000		0.0000	0.0000		0.0000	0.0000	0.0000	0.0000	0.0000
Total		0.0000	0.0000	0.0000	0.0000		0.0000	0.0000		0.0000	0.0000		0.0000	0.0000	0.0000	0.0000	0.0000

Mitigated

	NaturalGas Use	ROG	NOx	CO	SO2	Fugitive PM10	Exhaust PM10	PM10 Total	Fugitive PM2.5	Exhaust PM2.5	PM2.5 Total	Bio- CO2	NBio- CO2	Total CO2	CH4	N2O	CO2e
Land Use	kBTU/yr	lb/day										lb/day					
General Light Industry	0	0.0000	0.0000	0.0000	0.0000		0.0000	0.0000		0.0000	0.0000		0.0000	0.0000	0.0000	0.0000	0.0000
Total		0.0000	0.0000	0.0000	0.0000		0.0000	0.0000		0.0000	0.0000		0.0000	0.0000	0.0000	0.0000	0.0000

6.0 Area Detail**6.1 Mitigation Measures Area**

Merrill Commerce Center (Off-Site Utilities Infrastructure Construction - Unmitigated) - San Bernardino-South Coast County, Winter

	ROG	NOx	CO	SO2	Fugitive PM10	Exhaust PM10	PM10 Total	Fugitive PM2.5	Exhaust PM2.5	PM2.5 Total	Bio- CO2	NBio- CO2	Total CO2	CH4	N2O	CO2e
Category	lb/day										lb/day					
Mitigated	110.3008	4.5700e-003	0.5031	4.0000e-005		1.7900e-003	1.7900e-003		1.7900e-003	1.7900e-003		1.0801	1.0801	2.8200e-003		1.1506
Unmitigated	110.3008	4.5700e-003	0.5031	4.0000e-005		1.7900e-003	1.7900e-003		1.7900e-003	1.7900e-003		1.0801	1.0801	2.8200e-003		1.1506

6.2 Area by SubCategory

Unmitigated

	ROG	NOx	CO	SO2	Fugitive PM10	Exhaust PM10	PM10 Total	Fugitive PM2.5	Exhaust PM2.5	PM2.5 Total	Bio- CO2	NBio- CO2	Total CO2	CH4	N2O	CO2e
SubCategory	lb/day										lb/day					
Architectural Coating	12.5344					0.0000	0.0000		0.0000	0.0000			0.0000			0.0000
Consumer Products	97.7199					0.0000	0.0000		0.0000	0.0000			0.0000			0.0000
Landscaping	0.0465	4.5700e-003	0.5031	4.0000e-005		1.7900e-003	1.7900e-003		1.7900e-003	1.7900e-003		1.0801	1.0801	2.8200e-003		1.1506
Total	110.3008	4.5700e-003	0.5031	4.0000e-005		1.7900e-003	1.7900e-003		1.7900e-003	1.7900e-003		1.0801	1.0801	2.8200e-003		1.1506

Merrill Commerce Center (Off-Site Utilities Infrastructure Construction - Unmitigated) - San Bernardino-South Coast County, Winter

6.2 Area by SubCategory**Mitigated**

	ROG	NOx	CO	SO2	Fugitive PM10	Exhaust PM10	PM10 Total	Fugitive PM2.5	Exhaust PM2.5	PM2.5 Total	Bio- CO2	NBio- CO2	Total CO2	CH4	N2O	CO2e
SubCategory	lb/day										lb/day					
Architectural Coating	12.5344					0.0000	0.0000		0.0000	0.0000			0.0000			0.0000
Consumer Products	97.7199					0.0000	0.0000		0.0000	0.0000			0.0000			0.0000
Landscaping	0.0465	4.5700e-003	0.5031	4.0000e-005		1.7900e-003	1.7900e-003		1.7900e-003	1.7900e-003		1.0801	1.0801	2.8200e-003		1.1506
Total	110.3008	4.5700e-003	0.5031	4.0000e-005		1.7900e-003	1.7900e-003		1.7900e-003	1.7900e-003		1.0801	1.0801	2.8200e-003		1.1506

7.0 Water Detail**7.1 Mitigation Measures Water****8.0 Waste Detail****8.1 Mitigation Measures Waste****9.0 Operational Offroad**

Equipment Type	Number	Hours/Day	Days/Year	Horse Power	Load Factor	Fuel Type
----------------	--------	-----------	-----------	-------------	-------------	-----------

10.0 Stationary Equipment**Fire Pumps and Emergency Generators**

Merrill Commerce Center (Off-Site Utilities Infrastructure Construction - Unmitigated) - San Bernardino-South Coast County, Winter

Equipment Type	Number	Hours/Day	Hours/Year	Horse Power	Load Factor	Fuel Type
----------------	--------	-----------	------------	-------------	-------------	-----------

Boilers

Equipment Type	Number	Heat Input/Day	Heat Input/Year	Boiler Rating	Fuel Type
----------------	--------	----------------	-----------------	---------------	-----------

User Defined Equipment

Equipment Type	Number
----------------	--------

11.0 Vegetation

This page intentionally left blank

APPENDIX 3.5:

CALEEMOD PHASE A CONSTRUCTION (MITIGATED) EMISSIONS MODEL OUTPUTS

Merrill Commcerce Center (Phase A Construction - Mitigated) - San Bernardino-South Coast County, Annual

Merrill Commcerce Center (Phase A Construction - Mitigated)
San Bernardino-South Coast County, Annual

1.0 Project Characteristics

1.1 Land Usage

Land Uses	Size	Metric	Lot Acreage	Floor Surface Area	Population
Warehouse-No Rail	2,180.00	1000sqft	91.00	2,180,000.00	0
Other Asphalt Surfaces	7.43	Acre	7.43	323,650.80	0

1.2 Other Project Characteristics

Urbanization	Urban	Wind Speed (m/s)	2.2	Precipitation Freq (Days)	32
Climate Zone	10			Operational Year	2022
Utility Company	Southern California Edison				
CO2 Intensity (lb/MW hr)	702.44	CH4 Intensity (lb/MW hr)	0.029	N2O Intensity (lb/MW hr)	0.006

1.3 User Entered Comments & Non-Default Data

Merrill Commerce Center (Phase A Construction - Mitigated) - San Bernardino-South Coast County, Annual

Project Characteristics -

Land Use - PA4=31.1 acres; PA5 = 59.9 acres; Right-of-Way Dedications (ROWD) = 7.43 acres (total ROWD is 28.4 acres, for analytical purposes the ROWD was split proportionally b/wn each Phase)

Construction Phase - Construction Schedule adjusted to meet the 2022 OY.

Off-road Equipment - hours are based on an 8-hour workday.

Off-road Equipment - Crawler Tractors used in lieu of Tractors/Loaders/Backhoes.

Off-road Equipment - Crawler Tractors used in lieu of Tractors/Loaders/Backhoes.

Off-road Equipment -

Off-road Equipment - Crawler Tractors used in lieu of Tractors/Loaders/Backhoes.

Demolition -

Grading - For purposes of analysis, total acres graded per day is based on the equipment specific grading rates (CalEEMod Appendix A) and the equipment list.

Architectural Coating - The Project shall utilize "Super-Compliant" low VOC paints. Super-Compliant low VOC paints shall be no more than 10g/L of VOC.

Vehicle Trips - Construction Run Only.

Energy Use - Construction Run Only.

Water And Wastewater - Construction Run Only.

Solid Waste - Construction Run Only.

Construction Off-road Equipment Mitigation - All construction equipment shall comply with EPA/CARB Tier 4 emissions standards

Vehicle Emission Factors - EMFAC2017

Vehicle Emission Factors - EMFAC2017

Vehicle Emission Factors - EMFAC2017

Table Name	Column Name	Default Value	New Value
tblArchitecturalCoating	EF_Nonresidential_Exterior	100.00	10.00
tblArchitecturalCoating	EF_Nonresidential_Interior	100.00	10.00
tblArchitecturalCoating	EF_Parking	100.00	10.00
tblConstEquipMitigation	NumberOfEquipmentMitigated	0.00	1.00
tblConstEquipMitigation	NumberOfEquipmentMitigated	0.00	1.00
tblConstEquipMitigation	NumberOfEquipmentMitigated	0.00	1.00

Merrill Commcerce Center (Phase A Construction - Mitigated) - San Bernardino-South Coast County, Annual

tblConstEquipMitigation	NumberOfEquipmentMitigated	0.00	9.00
tblConstEquipMitigation	NumberOfEquipmentMitigated	0.00	5.00
tblConstEquipMitigation	NumberOfEquipmentMitigated	0.00	3.00
tblConstEquipMitigation	NumberOfEquipmentMitigated	0.00	1.00
tblConstEquipMitigation	NumberOfEquipmentMitigated	0.00	1.00
tblConstEquipMitigation	NumberOfEquipmentMitigated	0.00	2.00
tblConstEquipMitigation	NumberOfEquipmentMitigated	0.00	2.00
tblConstEquipMitigation	NumberOfEquipmentMitigated	0.00	2.00
tblConstEquipMitigation	NumberOfEquipmentMitigated	0.00	6.00
tblConstEquipMitigation	NumberOfEquipmentMitigated	0.00	2.00
tblConstEquipMitigation	NumberOfEquipmentMitigated	0.00	1.00
tblConstEquipMitigation	Tier	No Change	Tier 4 Final
tblConstEquipMitigation	Tier	No Change	Tier 4 Final
tblConstEquipMitigation	Tier	No Change	Tier 4 Final
tblConstEquipMitigation	Tier	No Change	Tier 4 Final
tblConstEquipMitigation	Tier	No Change	Tier 4 Final
tblConstEquipMitigation	Tier	No Change	Tier 4 Final
tblConstEquipMitigation	Tier	No Change	Tier 4 Final
tblConstEquipMitigation	Tier	No Change	Tier 4 Final
tblConstEquipMitigation	Tier	No Change	Tier 4 Final
tblConstEquipMitigation	Tier	No Change	Tier 4 Final
tblConstEquipMitigation	Tier	No Change	Tier 4 Final
tblConstEquipMitigation	Tier	No Change	Tier 4 Final
tblConstEquipMitigation	Tier	No Change	Tier 4 Final
tblConstEquipMitigation	Tier	No Change	Tier 4 Final
tblConstructionPhase	NumDays	100.00	60.00
tblConstructionPhase	NumDays	155.00	100.00

Merrill Commcerce Center (Phase A Construction - Mitigated) - San Bernardino-South Coast County, Annual

tblConstructionPhase	NumDays	1,550.00	450.00
tblEnergyUse	LightingElect	1.17	0.00
tblEnergyUse	NT24E	0.82	0.00
tblEnergyUse	NT24NG	0.03	0.00
tblEnergyUse	T24E	0.37	0.00
tblEnergyUse	T24NG	2.00	0.00
tblGrading	AcresOfGrading	350.00	400.00
tblGrading	AcresOfGrading	120.00	210.00
tblLandUse	LotAcreage	50.05	91.00
tblOffRoadEquipment	OffRoadEquipmentUnitAmount	4.00	0.00
tblOffRoadEquipment	OffRoadEquipmentUnitAmount	2.00	0.00
tblOffRoadEquipment	OffRoadEquipmentUnitAmount	3.00	0.00
tblOffRoadEquipment	UsageHours	6.00	8.00
tblOffRoadEquipment	UsageHours	7.00	8.00
tblOffRoadEquipment	UsageHours	7.00	8.00
tblSolidWaste	SolidWasteGenerationRate	2,049.20	0.00
tblVehicleEF	HHD	1.21	0.03
tblVehicleEF	HHD	0.04	0.06
tblVehicleEF	HHD	0.10	0.00
tblVehicleEF	HHD	3.29	8.22
tblVehicleEF	HHD	0.57	0.40
tblVehicleEF	HHD	1.82	2.2600e-003
tblVehicleEF	HHD	6,933.41	1,478.27
tblVehicleEF	HHD	1,475.79	1,372.23
tblVehicleEF	HHD	5.54	0.02
tblVehicleEF	HHD	26.50	7.64
tblVehicleEF	HHD	2.50	2.77

Merrill Commcerce Center (Phase A Construction - Mitigated) - San Bernardino-South Coast County, Annual

tblVehicleEF	HHD	9.7780e-003	3.7640e-003
tblVehicleEF	HHD	0.06	0.06
tblVehicleEF	HHD	0.04	0.04
tblVehicleEF	HHD	0.01	0.03
tblVehicleEF	HHD	5.1000e-005	1.0000e-006
tblVehicleEF	HHD	9.3550e-003	3.6010e-003
tblVehicleEF	HHD	0.03	0.03
tblVehicleEF	HHD	8.8810e-003	8.9170e-003
tblVehicleEF	HHD	0.01	0.03
tblVehicleEF	HHD	4.7000e-005	1.0000e-006
tblVehicleEF	HHD	8.5000e-005	3.0000e-006
tblVehicleEF	HHD	3.1910e-003	1.0400e-004
tblVehicleEF	HHD	0.84	0.59
tblVehicleEF	HHD	5.2000e-005	2.0000e-006
tblVehicleEF	HHD	0.08	0.05
tblVehicleEF	HHD	2.1700e-004	5.2200e-004
tblVehicleEF	HHD	0.05	1.0000e-006
tblVehicleEF	HHD	0.07	0.01
tblVehicleEF	HHD	0.01	0.01
tblVehicleEF	HHD	8.6000e-005	0.00
tblVehicleEF	HHD	8.5000e-005	3.0000e-006
tblVehicleEF	HHD	3.1910e-003	1.0400e-004
tblVehicleEF	HHD	0.97	0.67
tblVehicleEF	HHD	5.2000e-005	2.0000e-006
tblVehicleEF	HHD	0.13	0.12
tblVehicleEF	HHD	2.1700e-004	5.2200e-004
tblVehicleEF	HHD	0.06	1.0000e-006

Merrill Commerce Center (Phase A Construction - Mitigated) - San Bernardino-South Coast County, Annual

tblVehicleEF	HHD	1.14	0.03
tblVehicleEF	HHD	0.04	0.06
tblVehicleEF	HHD	0.09	0.00
tblVehicleEF	HHD	2.39	8.07
tblVehicleEF	HHD	0.57	0.40
tblVehicleEF	HHD	1.70	2.1220e-003
tblVehicleEF	HHD	7,345.18	1,469.16
tblVehicleEF	HHD	1,475.79	1,372.23
tblVehicleEF	HHD	5.54	0.02
tblVehicleEF	HHD	27.35	7.37
tblVehicleEF	HHD	2.36	2.60
tblVehicleEF	HHD	8.2750e-003	3.3440e-003
tblVehicleEF	HHD	0.06	0.06
tblVehicleEF	HHD	0.04	0.04
tblVehicleEF	HHD	0.01	0.03
tblVehicleEF	HHD	5.1000e-005	1.0000e-006
tblVehicleEF	HHD	7.9170e-003	3.2000e-003
tblVehicleEF	HHD	0.03	0.03
tblVehicleEF	HHD	8.8810e-003	8.9170e-003
tblVehicleEF	HHD	0.01	0.03
tblVehicleEF	HHD	4.7000e-005	1.0000e-006
tblVehicleEF	HHD	1.6800e-004	7.0000e-006
tblVehicleEF	HHD	3.5970e-003	1.2200e-004
tblVehicleEF	HHD	0.79	0.62
tblVehicleEF	HHD	1.1700e-004	5.0000e-006
tblVehicleEF	HHD	0.08	0.05
tblVehicleEF	HHD	2.2100e-004	5.3900e-004

Merrill Commcerce Center (Phase A Construction - Mitigated) - San Bernardino-South Coast County, Annual

tblVehicleEF	HHD	0.05	1.0000e-006
tblVehicleEF	HHD	0.07	0.01
tblVehicleEF	HHD	0.01	0.01
tblVehicleEF	HHD	8.4000e-005	0.00
tblVehicleEF	HHD	1.6800e-004	7.0000e-006
tblVehicleEF	HHD	3.5970e-003	1.2200e-004
tblVehicleEF	HHD	0.91	0.71
tblVehicleEF	HHD	1.1700e-004	5.0000e-006
tblVehicleEF	HHD	0.13	0.12
tblVehicleEF	HHD	2.2100e-004	5.3900e-004
tblVehicleEF	HHD	0.06	1.0000e-006
tblVehicleEF	HHD	1.31	0.03
tblVehicleEF	HHD	0.04	2.3610e-003
tblVehicleEF	HHD	0.10	0.00
tblVehicleEF	HHD	4.53	8.37
tblVehicleEF	HHD	0.57	0.25
tblVehicleEF	HHD	1.79	2.2320e-003
tblVehicleEF	HHD	6,364.76	1,476.72
tblVehicleEF	HHD	1,475.79	1,332.53
tblVehicleEF	HHD	5.54	0.02
tblVehicleEF	HHD	25.32	7.94
tblVehicleEF	HHD	2.46	2.69
tblVehicleEF	HHD	0.01	4.1670e-003
tblVehicleEF	HHD	0.06	0.06
tblVehicleEF	HHD	0.04	0.04
tblVehicleEF	HHD	0.01	0.03
tblVehicleEF	HHD	5.1000e-005	1.0000e-006

Merrill Commcerce Center (Phase A Construction - Mitigated) - San Bernardino-South Coast County, Annual

tblVehicleEF	HHD	0.01	3.9860e-003
tblVehicleEF	HHD	0.03	0.03
tblVehicleEF	HHD	8.8810e-003	8.8160e-003
tblVehicleEF	HHD	0.01	0.03
tblVehicleEF	HHD	4.7000e-005	1.0000e-006
tblVehicleEF	HHD	8.5000e-005	4.0000e-006
tblVehicleEF	HHD	3.4760e-003	1.2300e-004
tblVehicleEF	HHD	0.91	0.54
tblVehicleEF	HHD	5.2000e-005	2.0000e-006
tblVehicleEF	HHD	0.08	0.05
tblVehicleEF	HHD	2.3300e-004	5.4600e-004
tblVehicleEF	HHD	0.05	1.0000e-006
tblVehicleEF	HHD	0.06	0.01
tblVehicleEF	HHD	0.01	0.01
tblVehicleEF	HHD	8.5000e-005	0.00
tblVehicleEF	HHD	8.5000e-005	4.0000e-006
tblVehicleEF	HHD	3.4760e-003	1.2300e-004
tblVehicleEF	HHD	1.05	0.62
tblVehicleEF	HHD	5.2000e-005	2.0000e-006
tblVehicleEF	HHD	0.13	0.06
tblVehicleEF	HHD	2.3300e-004	5.4600e-004
tblVehicleEF	HHD	0.06	1.0000e-006
tblVehicleEF	LDA	4.2030e-003	2.4360e-003
tblVehicleEF	LDA	5.6230e-003	0.05
tblVehicleEF	LDA	0.57	0.65
tblVehicleEF	LDA	1.19	2.16
tblVehicleEF	LDA	251.29	261.47

Merrill Commerce Center (Phase A Construction - Mitigated) - San Bernardino-South Coast County, Annual

tblVehicleEF	LDA	57.15	53.86
tblVehicleEF	LDA	0.05	0.04
tblVehicleEF	LDA	1.6780e-003	1.4470e-003
tblVehicleEF	LDA	2.2790e-003	1.8580e-003
tblVehicleEF	LDA	1.5460e-003	1.3330e-003
tblVehicleEF	LDA	2.0960e-003	1.7080e-003
tblVehicleEF	LDA	0.04	0.06
tblVehicleEF	LDA	0.10	0.10
tblVehicleEF	LDA	0.03	0.05
tblVehicleEF	LDA	0.01	9.3320e-003
tblVehicleEF	LDA	0.03	0.21
tblVehicleEF	LDA	0.08	0.23
tblVehicleEF	LDA	2.5170e-003	2.5870e-003
tblVehicleEF	LDA	5.9200e-004	5.3300e-004
tblVehicleEF	LDA	0.04	0.06
tblVehicleEF	LDA	0.10	0.10
tblVehicleEF	LDA	0.03	0.05
tblVehicleEF	LDA	0.02	0.01
tblVehicleEF	LDA	0.03	0.21
tblVehicleEF	LDA	0.08	0.25
tblVehicleEF	LDA	4.7900e-003	2.7940e-003
tblVehicleEF	LDA	4.6890e-003	0.04
tblVehicleEF	LDA	0.71	0.79
tblVehicleEF	LDA	0.99	1.79
tblVehicleEF	LDA	274.94	285.54
tblVehicleEF	LDA	57.15	53.16
tblVehicleEF	LDA	0.05	0.04

Merrill Commcerce Center (Phase A Construction - Mitigated) - San Bernardino-South Coast County, Annual

tblVehicleEF	LDA	1.6780e-003	1.4470e-003
tblVehicleEF	LDA	2.2790e-003	1.8580e-003
tblVehicleEF	LDA	1.5460e-003	1.3330e-003
tblVehicleEF	LDA	2.0960e-003	1.7080e-003
tblVehicleEF	LDA	0.09	0.12
tblVehicleEF	LDA	0.12	0.12
tblVehicleEF	LDA	0.07	0.10
tblVehicleEF	LDA	0.01	0.01
tblVehicleEF	LDA	0.03	0.21
tblVehicleEF	LDA	0.06	0.19
tblVehicleEF	LDA	2.7550e-003	2.8250e-003
tblVehicleEF	LDA	5.8800e-004	5.2600e-004
tblVehicleEF	LDA	0.09	0.12
tblVehicleEF	LDA	0.12	0.12
tblVehicleEF	LDA	0.07	0.10
tblVehicleEF	LDA	0.02	0.02
tblVehicleEF	LDA	0.03	0.21
tblVehicleEF	LDA	0.07	0.21
tblVehicleEF	LDA	4.0860e-003	2.3760e-003
tblVehicleEF	LDA	5.5870e-003	0.05
tblVehicleEF	LDA	0.54	0.61
tblVehicleEF	LDA	1.18	2.12
tblVehicleEF	LDA	245.70	255.84
tblVehicleEF	LDA	57.15	53.80
tblVehicleEF	LDA	0.05	0.04
tblVehicleEF	LDA	1.6780e-003	1.4470e-003
tblVehicleEF	LDA	2.2790e-003	1.8580e-003

Merrill Commcerce Center (Phase A Construction - Mitigated) - San Bernardino-South Coast County, Annual

tblVehicleEF	LDA	1.5460e-003	1.3330e-003
tblVehicleEF	LDA	2.0960e-003	1.7080e-003
tblVehicleEF	LDA	0.05	0.06
tblVehicleEF	LDA	0.11	0.11
tblVehicleEF	LDA	0.03	0.05
tblVehicleEF	LDA	0.01	9.0880e-003
tblVehicleEF	LDA	0.04	0.24
tblVehicleEF	LDA	0.08	0.23
tblVehicleEF	LDA	2.4600e-003	2.5310e-003
tblVehicleEF	LDA	5.9100e-004	5.3200e-004
tblVehicleEF	LDA	0.05	0.06
tblVehicleEF	LDA	0.11	0.11
tblVehicleEF	LDA	0.03	0.05
tblVehicleEF	LDA	0.01	0.01
tblVehicleEF	LDA	0.04	0.24
tblVehicleEF	LDA	0.08	0.25
tblVehicleEF	LDT1	0.01	7.0610e-003
tblVehicleEF	LDT1	0.02	0.08
tblVehicleEF	LDT1	1.54	1.44
tblVehicleEF	LDT1	3.61	2.44
tblVehicleEF	LDT1	313.68	310.02
tblVehicleEF	LDT1	70.93	65.50
tblVehicleEF	LDT1	0.16	0.13
tblVehicleEF	LDT1	2.7050e-003	2.1940e-003
tblVehicleEF	LDT1	3.6920e-003	2.8520e-003
tblVehicleEF	LDT1	2.4910e-003	2.0190e-003
tblVehicleEF	LDT1	3.3960e-003	2.6220e-003

Merrill Commerce Center (Phase A Construction - Mitigated) - San Bernardino-South Coast County, Annual

tblVehicleEF	LDT1	0.18	0.19
tblVehicleEF	LDT1	0.33	0.26
tblVehicleEF	LDT1	0.13	0.13
tblVehicleEF	LDT1	0.03	0.03
tblVehicleEF	LDT1	0.20	0.88
tblVehicleEF	LDT1	0.26	0.43
tblVehicleEF	LDT1	3.1570e-003	3.0680e-003
tblVehicleEF	LDT1	7.7300e-004	6.4800e-004
tblVehicleEF	LDT1	0.18	0.19
tblVehicleEF	LDT1	0.33	0.26
tblVehicleEF	LDT1	0.13	0.13
tblVehicleEF	LDT1	0.05	0.05
tblVehicleEF	LDT1	0.20	0.88
tblVehicleEF	LDT1	0.28	0.48
tblVehicleEF	LDT1	0.02	8.0100e-003
tblVehicleEF	LDT1	0.02	0.07
tblVehicleEF	LDT1	1.85	1.74
tblVehicleEF	LDT1	2.97	2.02
tblVehicleEF	LDT1	341.75	335.16
tblVehicleEF	LDT1	70.93	64.59
tblVehicleEF	LDT1	0.14	0.12
tblVehicleEF	LDT1	2.7050e-003	2.1940e-003
tblVehicleEF	LDT1	3.6920e-003	2.8520e-003
tblVehicleEF	LDT1	2.4910e-003	2.0190e-003
tblVehicleEF	LDT1	3.3960e-003	2.6220e-003
tblVehicleEF	LDT1	0.37	0.40
tblVehicleEF	LDT1	0.41	0.33

Merrill Commcerce Center (Phase A Construction - Mitigated) - San Bernardino-South Coast County, Annual

tblVehicleEF	LDT1	0.27	0.29
tblVehicleEF	LDT1	0.04	0.04
tblVehicleEF	LDT1	0.20	0.88
tblVehicleEF	LDT1	0.21	0.36
tblVehicleEF	LDT1	3.4420e-003	3.3170e-003
tblVehicleEF	LDT1	7.6200e-004	6.3900e-004
tblVehicleEF	LDT1	0.37	0.40
tblVehicleEF	LDT1	0.41	0.33
tblVehicleEF	LDT1	0.27	0.29
tblVehicleEF	LDT1	0.06	0.05
tblVehicleEF	LDT1	0.20	0.88
tblVehicleEF	LDT1	0.23	0.40
tblVehicleEF	LDT1	0.01	6.8960e-003
tblVehicleEF	LDT1	0.02	0.08
tblVehicleEF	LDT1	1.47	1.37
tblVehicleEF	LDT1	3.55	2.40
tblVehicleEF	LDT1	307.06	304.06
tblVehicleEF	LDT1	70.93	65.42
tblVehicleEF	LDT1	0.15	0.12
tblVehicleEF	LDT1	2.7050e-003	2.1940e-003
tblVehicleEF	LDT1	3.6920e-003	2.8520e-003
tblVehicleEF	LDT1	2.4910e-003	2.0190e-003
tblVehicleEF	LDT1	3.3960e-003	2.6220e-003
tblVehicleEF	LDT1	0.19	0.20
tblVehicleEF	LDT1	0.39	0.30
tblVehicleEF	LDT1	0.12	0.12
tblVehicleEF	LDT1	0.03	0.03

Merrill Commerce Center (Phase A Construction - Mitigated) - San Bernardino-South Coast County, Annual

tblVehicleEF	LDT1	0.23	1.03
tblVehicleEF	LDT1	0.25	0.43
tblVehicleEF	LDT1	3.0890e-003	3.0090e-003
tblVehicleEF	LDT1	7.7200e-004	6.4700e-004
tblVehicleEF	LDT1	0.19	0.20
tblVehicleEF	LDT1	0.39	0.30
tblVehicleEF	LDT1	0.12	0.12
tblVehicleEF	LDT1	0.05	0.04
tblVehicleEF	LDT1	0.23	1.03
tblVehicleEF	LDT1	0.28	0.47
tblVehicleEF	LDT2	6.3270e-003	4.2800e-003
tblVehicleEF	LDT2	8.1990e-003	0.07
tblVehicleEF	LDT2	0.80	0.97
tblVehicleEF	LDT2	1.67	2.78
tblVehicleEF	LDT2	351.15	331.49
tblVehicleEF	LDT2	79.39	70.30
tblVehicleEF	LDT2	0.09	0.09
tblVehicleEF	LDT2	1.7270e-003	1.5180e-003
tblVehicleEF	LDT2	2.4170e-003	1.9480e-003
tblVehicleEF	LDT2	1.5880e-003	1.3970e-003
tblVehicleEF	LDT2	2.2220e-003	1.7910e-003
tblVehicleEF	LDT2	0.06	0.10
tblVehicleEF	LDT2	0.13	0.15
tblVehicleEF	LDT2	0.05	0.08
tblVehicleEF	LDT2	0.02	0.02
tblVehicleEF	LDT2	0.07	0.48
tblVehicleEF	LDT2	0.11	0.35

Merrill Commcerce Center (Phase A Construction - Mitigated) - San Bernardino-South Coast County, Annual

tblVehicleEF	LDT2	3.5180e-003	3.2800e-003
tblVehicleEF	LDT2	8.2200e-004	6.9600e-004
tblVehicleEF	LDT2	0.06	0.10
tblVehicleEF	LDT2	0.13	0.15
tblVehicleEF	LDT2	0.05	0.08
tblVehicleEF	LDT2	0.02	0.03
tblVehicleEF	LDT2	0.07	0.48
tblVehicleEF	LDT2	0.12	0.38
tblVehicleEF	LDT2	7.1840e-003	4.8870e-003
tblVehicleEF	LDT2	6.8290e-003	0.06
tblVehicleEF	LDT2	0.97	1.18
tblVehicleEF	LDT2	1.38	2.30
tblVehicleEF	LDT2	383.36	355.94
tblVehicleEF	LDT2	79.39	69.35
tblVehicleEF	LDT2	0.08	0.08
tblVehicleEF	LDT2	1.7270e-003	1.5180e-003
tblVehicleEF	LDT2	2.4170e-003	1.9480e-003
tblVehicleEF	LDT2	1.5880e-003	1.3970e-003
tblVehicleEF	LDT2	2.2220e-003	1.7910e-003
tblVehicleEF	LDT2	0.13	0.21
tblVehicleEF	LDT2	0.15	0.18
tblVehicleEF	LDT2	0.11	0.18
tblVehicleEF	LDT2	0.02	0.02
tblVehicleEF	LDT2	0.07	0.48
tblVehicleEF	LDT2	0.09	0.29
tblVehicleEF	LDT2	3.8420e-003	3.5220e-003
tblVehicleEF	LDT2	8.1700e-004	6.8600e-004

Merrill Commcerce Center (Phase A Construction - Mitigated) - San Bernardino-South Coast County, Annual

tblVehicleEF	LDT2	0.13	0.21
tblVehicleEF	LDT2	0.15	0.18
tblVehicleEF	LDT2	0.11	0.18
tblVehicleEF	LDT2	0.03	0.03
tblVehicleEF	LDT2	0.07	0.48
tblVehicleEF	LDT2	0.10	0.32
tblVehicleEF	LDT2	6.1560e-003	4.1770e-003
tblVehicleEF	LDT2	8.1410e-003	0.07
tblVehicleEF	LDT2	0.75	0.92
tblVehicleEF	LDT2	1.64	2.74
tblVehicleEF	LDT2	343.55	325.69
tblVehicleEF	LDT2	79.39	70.22
tblVehicleEF	LDT2	0.08	0.09
tblVehicleEF	LDT2	1.7270e-003	1.5180e-003
tblVehicleEF	LDT2	2.4170e-003	1.9480e-003
tblVehicleEF	LDT2	1.5880e-003	1.3970e-003
tblVehicleEF	LDT2	2.2220e-003	1.7910e-003
tblVehicleEF	LDT2	0.06	0.10
tblVehicleEF	LDT2	0.14	0.16
tblVehicleEF	LDT2	0.05	0.08
tblVehicleEF	LDT2	0.02	0.02
tblVehicleEF	LDT2	0.08	0.56
tblVehicleEF	LDT2	0.11	0.35
tblVehicleEF	LDT2	3.4410e-003	3.2220e-003
tblVehicleEF	LDT2	8.2200e-004	6.9500e-004
tblVehicleEF	LDT2	0.06	0.10
tblVehicleEF	LDT2	0.14	0.16

Merrill Commcerce Center (Phase A Construction - Mitigated) - San Bernardino-South Coast County, Annual

tblVehicleEF	LDT2	0.05	0.08
tblVehicleEF	LDT2	0.02	0.03
tblVehicleEF	LDT2	0.08	0.56
tblVehicleEF	LDT2	0.12	0.38
tblVehicleEF	LHD1	5.2170e-003	4.8640e-003
tblVehicleEF	LHD1	0.01	6.5090e-003
tblVehicleEF	LHD1	0.02	0.02
tblVehicleEF	LHD1	0.14	0.17
tblVehicleEF	LHD1	1.07	0.88
tblVehicleEF	LHD1	2.60	1.03
tblVehicleEF	LHD1	9.23	9.35
tblVehicleEF	LHD1	609.20	648.62
tblVehicleEF	LHD1	30.40	10.79
tblVehicleEF	LHD1	0.09	0.08
tblVehicleEF	LHD1	2.12	1.54
tblVehicleEF	LHD1	9.6500e-004	9.5300e-004
tblVehicleEF	LHD1	0.01	9.9680e-003
tblVehicleEF	LHD1	0.01	0.01
tblVehicleEF	LHD1	9.5800e-004	2.6300e-004
tblVehicleEF	LHD1	9.2400e-004	9.1200e-004
tblVehicleEF	LHD1	2.5390e-003	2.4920e-003
tblVehicleEF	LHD1	0.01	0.01
tblVehicleEF	LHD1	8.8100e-004	2.4200e-004
tblVehicleEF	LHD1	3.7070e-003	3.1750e-003
tblVehicleEF	LHD1	0.11	0.09
tblVehicleEF	LHD1	0.02	0.02
tblVehicleEF	LHD1	1.8240e-003	1.5420e-003

Merrill Commcerce Center (Phase A Construction - Mitigated) - San Bernardino-South Coast County, Annual

tblVehicleEF	LHD1	0.08	0.07
tblVehicleEF	LHD1	0.35	0.60
tblVehicleEF	LHD1	0.27	0.08
tblVehicleEF	LHD1	9.2000e-005	9.0000e-005
tblVehicleEF	LHD1	5.9760e-003	6.3130e-003
tblVehicleEF	LHD1	3.5300e-004	1.0700e-004
tblVehicleEF	LHD1	3.7070e-003	3.1750e-003
tblVehicleEF	LHD1	0.11	0.09
tblVehicleEF	LHD1	0.02	0.03
tblVehicleEF	LHD1	1.8240e-003	1.5420e-003
tblVehicleEF	LHD1	0.10	0.08
tblVehicleEF	LHD1	0.35	0.60
tblVehicleEF	LHD1	0.29	0.09
tblVehicleEF	LHD1	5.2170e-003	4.8790e-003
tblVehicleEF	LHD1	0.01	6.6670e-003
tblVehicleEF	LHD1	0.02	0.02
tblVehicleEF	LHD1	0.14	0.17
tblVehicleEF	LHD1	1.09	0.90
tblVehicleEF	LHD1	2.43	0.97
tblVehicleEF	LHD1	9.23	9.35
tblVehicleEF	LHD1	609.20	648.66
tblVehicleEF	LHD1	30.40	10.67
tblVehicleEF	LHD1	0.09	0.08
tblVehicleEF	LHD1	1.98	1.44
tblVehicleEF	LHD1	9.6500e-004	9.5300e-004
tblVehicleEF	LHD1	0.01	9.9680e-003
tblVehicleEF	LHD1	0.01	0.01

Merrill Commcerce Center (Phase A Construction - Mitigated) - San Bernardino-South Coast County, Annual

tblVehicleEF	LHD1	9.5800e-004	2.6300e-004
tblVehicleEF	LHD1	9.2400e-004	9.1200e-004
tblVehicleEF	LHD1	2.5390e-003	2.4920e-003
tblVehicleEF	LHD1	0.01	0.01
tblVehicleEF	LHD1	8.8100e-004	2.4200e-004
tblVehicleEF	LHD1	7.3080e-003	6.2980e-003
tblVehicleEF	LHD1	0.13	0.11
tblVehicleEF	LHD1	0.02	0.02
tblVehicleEF	LHD1	4.1220e-003	3.5370e-003
tblVehicleEF	LHD1	0.09	0.07
tblVehicleEF	LHD1	0.36	0.60
tblVehicleEF	LHD1	0.25	0.08
tblVehicleEF	LHD1	9.2000e-005	9.0000e-005
tblVehicleEF	LHD1	5.9770e-003	6.3140e-003
tblVehicleEF	LHD1	3.5000e-004	1.0600e-004
tblVehicleEF	LHD1	7.3080e-003	6.2980e-003
tblVehicleEF	LHD1	0.13	0.11
tblVehicleEF	LHD1	0.02	0.03
tblVehicleEF	LHD1	4.1220e-003	3.5370e-003
tblVehicleEF	LHD1	0.11	0.09
tblVehicleEF	LHD1	0.36	0.60
tblVehicleEF	LHD1	0.28	0.08
tblVehicleEF	LHD1	5.2170e-003	4.8670e-003
tblVehicleEF	LHD1	0.01	6.5250e-003
tblVehicleEF	LHD1	0.02	0.02
tblVehicleEF	LHD1	0.14	0.17
tblVehicleEF	LHD1	1.07	0.89

Merrill Commcerce Center (Phase A Construction - Mitigated) - San Bernardino-South Coast County, Annual

tblVehicleEF	LHD1	2.55	1.02
tblVehicleEF	LHD1	9.23	9.35
tblVehicleEF	LHD1	609.20	648.63
tblVehicleEF	LHD1	30.40	10.76
tblVehicleEF	LHD1	0.09	0.08
tblVehicleEF	LHD1	2.08	1.51
tblVehicleEF	LHD1	9.6500e-004	9.5300e-004
tblVehicleEF	LHD1	0.01	9.9680e-003
tblVehicleEF	LHD1	0.01	0.01
tblVehicleEF	LHD1	9.5800e-004	2.6300e-004
tblVehicleEF	LHD1	9.2400e-004	9.1200e-004
tblVehicleEF	LHD1	2.5390e-003	2.4920e-003
tblVehicleEF	LHD1	0.01	0.01
tblVehicleEF	LHD1	8.8100e-004	2.4200e-004
tblVehicleEF	LHD1	4.0430e-003	3.5090e-003
tblVehicleEF	LHD1	0.13	0.10
tblVehicleEF	LHD1	0.02	0.02
tblVehicleEF	LHD1	1.7940e-003	1.5200e-003
tblVehicleEF	LHD1	0.08	0.07
tblVehicleEF	LHD1	0.38	0.64
tblVehicleEF	LHD1	0.26	0.08
tblVehicleEF	LHD1	9.2000e-005	9.0000e-005
tblVehicleEF	LHD1	5.9760e-003	6.3130e-003
tblVehicleEF	LHD1	3.5200e-004	1.0600e-004
tblVehicleEF	LHD1	4.0430e-003	3.5090e-003
tblVehicleEF	LHD1	0.13	0.10
tblVehicleEF	LHD1	0.02	0.03

Merrill Commcerce Center (Phase A Construction - Mitigated) - San Bernardino-South Coast County, Annual

tblVehicleEF	LHD1	1.7940e-003	1.5200e-003
tblVehicleEF	LHD1	0.10	0.08
tblVehicleEF	LHD1	0.38	0.64
tblVehicleEF	LHD1	0.29	0.09
tblVehicleEF	LHD2	3.5950e-003	3.3090e-003
tblVehicleEF	LHD2	4.6110e-003	4.1580e-003
tblVehicleEF	LHD2	8.1370e-003	9.5080e-003
tblVehicleEF	LHD2	0.12	0.14
tblVehicleEF	LHD2	0.50	0.56
tblVehicleEF	LHD2	1.20	0.61
tblVehicleEF	LHD2	14.27	14.55
tblVehicleEF	LHD2	608.52	648.96
tblVehicleEF	LHD2	24.46	7.78
tblVehicleEF	LHD2	0.11	0.11
tblVehicleEF	LHD2	1.49	1.65
tblVehicleEF	LHD2	1.2830e-003	1.4030e-003
tblVehicleEF	LHD2	0.01	0.01
tblVehicleEF	LHD2	0.01	0.01
tblVehicleEF	LHD2	4.0000e-004	1.2600e-004
tblVehicleEF	LHD2	1.2280e-003	1.3430e-003
tblVehicleEF	LHD2	2.6860e-003	2.6930e-003
tblVehicleEF	LHD2	0.01	0.01
tblVehicleEF	LHD2	3.6800e-004	1.1600e-004
tblVehicleEF	LHD2	1.3070e-003	1.5580e-003
tblVehicleEF	LHD2	0.04	0.05
tblVehicleEF	LHD2	0.01	0.02
tblVehicleEF	LHD2	7.0300e-004	8.0000e-004

Merrill Commcerce Center (Phase A Construction - Mitigated) - San Bernardino-South Coast County, Annual

tblVehicleEF	LHD2	0.06	0.06
tblVehicleEF	LHD2	0.09	0.29
tblVehicleEF	LHD2	0.11	0.05
tblVehicleEF	LHD2	5.9200e-003	6.2610e-003
tblVehicleEF	LHD2	2.6700e-004	7.7000e-005
tblVehicleEF	LHD2	1.3070e-003	1.5580e-003
tblVehicleEF	LHD2	0.04	0.05
tblVehicleEF	LHD2	0.02	0.02
tblVehicleEF	LHD2	7.0300e-004	8.0000e-004
tblVehicleEF	LHD2	0.07	0.07
tblVehicleEF	LHD2	0.09	0.29
tblVehicleEF	LHD2	0.12	0.05
tblVehicleEF	LHD2	3.5950e-003	3.3190e-003
tblVehicleEF	LHD2	4.6760e-003	4.2030e-003
tblVehicleEF	LHD2	7.7630e-003	9.0810e-003
tblVehicleEF	LHD2	0.12	0.14
tblVehicleEF	LHD2	0.50	0.56
tblVehicleEF	LHD2	1.13	0.57
tblVehicleEF	LHD2	14.27	14.55
tblVehicleEF	LHD2	608.52	648.97
tblVehicleEF	LHD2	24.46	7.71
tblVehicleEF	LHD2	0.11	0.11
tblVehicleEF	LHD2	1.40	1.55
tblVehicleEF	LHD2	1.2830e-003	1.4030e-003
tblVehicleEF	LHD2	0.01	0.01
tblVehicleEF	LHD2	0.01	0.01
tblVehicleEF	LHD2	4.0000e-004	1.2600e-004

Merrill Commcerce Center (Phase A Construction - Mitigated) - San Bernardino-South Coast County, Annual

tblVehicleEF	LHD2	1.2280e-003	1.3430e-003
tblVehicleEF	LHD2	2.6860e-003	2.6930e-003
tblVehicleEF	LHD2	0.01	0.01
tblVehicleEF	LHD2	3.6800e-004	1.1600e-004
tblVehicleEF	LHD2	2.5220e-003	3.0280e-003
tblVehicleEF	LHD2	0.04	0.06
tblVehicleEF	LHD2	0.01	0.02
tblVehicleEF	LHD2	1.5220e-003	1.7650e-003
tblVehicleEF	LHD2	0.06	0.06
tblVehicleEF	LHD2	0.09	0.29
tblVehicleEF	LHD2	0.10	0.04
tblVehicleEF	LHD2	5.9200e-003	6.2610e-003
tblVehicleEF	LHD2	2.6500e-004	7.6000e-005
tblVehicleEF	LHD2	2.5220e-003	3.0280e-003
tblVehicleEF	LHD2	0.04	0.06
tblVehicleEF	LHD2	0.02	0.02
tblVehicleEF	LHD2	1.5220e-003	1.7650e-003
tblVehicleEF	LHD2	0.07	0.07
tblVehicleEF	LHD2	0.09	0.29
tblVehicleEF	LHD2	0.11	0.05
tblVehicleEF	LHD2	3.5950e-003	3.3110e-003
tblVehicleEF	LHD2	4.6180e-003	4.1630e-003
tblVehicleEF	LHD2	8.0640e-003	9.4270e-003
tblVehicleEF	LHD2	0.12	0.14
tblVehicleEF	LHD2	0.50	0.56
tblVehicleEF	LHD2	1.19	0.60
tblVehicleEF	LHD2	14.27	14.55

Merrill Commcerce Center (Phase A Construction - Mitigated) - San Bernardino-South Coast County, Annual

tblVehicleEF	LHD2	608.52	648.96
tblVehicleEF	LHD2	24.46	7.77
tblVehicleEF	LHD2	0.11	0.11
tblVehicleEF	LHD2	1.46	1.62
tblVehicleEF	LHD2	1.2830e-003	1.4030e-003
tblVehicleEF	LHD2	0.01	0.01
tblVehicleEF	LHD2	0.01	0.01
tblVehicleEF	LHD2	4.0000e-004	1.2600e-004
tblVehicleEF	LHD2	1.2280e-003	1.3430e-003
tblVehicleEF	LHD2	2.6860e-003	2.6930e-003
tblVehicleEF	LHD2	0.01	0.01
tblVehicleEF	LHD2	3.6800e-004	1.1600e-004
tblVehicleEF	LHD2	1.3460e-003	1.6400e-003
tblVehicleEF	LHD2	0.04	0.05
tblVehicleEF	LHD2	0.01	0.02
tblVehicleEF	LHD2	6.8700e-004	7.8100e-004
tblVehicleEF	LHD2	0.06	0.06
tblVehicleEF	LHD2	0.10	0.31
tblVehicleEF	LHD2	0.11	0.05
tblVehicleEF	LHD2	5.9200e-003	6.2610e-003
tblVehicleEF	LHD2	2.6600e-004	7.7000e-005
tblVehicleEF	LHD2	1.3460e-003	1.6400e-003
tblVehicleEF	LHD2	0.04	0.05
tblVehicleEF	LHD2	0.02	0.02
tblVehicleEF	LHD2	6.8700e-004	7.8100e-004
tblVehicleEF	LHD2	0.07	0.07
tblVehicleEF	LHD2	0.10	0.31

Merrill Commcerce Center (Phase A Construction - Mitigated) - San Bernardino-South Coast County, Annual

tblVehicleEF	LHD2	0.12	0.05
tblVehicleEF	MCY	0.43	0.33
tblVehicleEF	MCY	0.16	0.25
tblVehicleEF	MCY	20.55	20.74
tblVehicleEF	MCY	9.93	8.78
tblVehicleEF	MCY	167.73	210.98
tblVehicleEF	MCY	46.45	61.55
tblVehicleEF	MCY	1.16	1.17
tblVehicleEF	MCY	1.8610e-003	1.8280e-003
tblVehicleEF	MCY	3.6730e-003	3.0520e-003
tblVehicleEF	MCY	1.7420e-003	1.7110e-003
tblVehicleEF	MCY	3.4650e-003	2.8770e-003
tblVehicleEF	MCY	1.45	1.44
tblVehicleEF	MCY	0.84	0.84
tblVehicleEF	MCY	0.80	0.80
tblVehicleEF	MCY	2.23	2.23
tblVehicleEF	MCY	0.49	2.04
tblVehicleEF	MCY	2.16	1.90
tblVehicleEF	MCY	2.0770e-003	2.0880e-003
tblVehicleEF	MCY	6.9000e-004	6.0900e-004
tblVehicleEF	MCY	1.45	1.44
tblVehicleEF	MCY	0.84	0.84
tblVehicleEF	MCY	0.80	0.80
tblVehicleEF	MCY	2.74	2.74
tblVehicleEF	MCY	0.49	2.04
tblVehicleEF	MCY	2.35	2.07
tblVehicleEF	MCY	0.42	0.32

Merrill Commerce Center (Phase A Construction - Mitigated) - San Bernardino-South Coast County, Annual

tblVehicleEF	MCY	0.14	0.22
tblVehicleEF	MCY	20.68	20.87
tblVehicleEF	MCY	9.05	7.97
tblVehicleEF	MCY	167.73	210.98
tblVehicleEF	MCY	46.45	59.35
tblVehicleEF	MCY	0.99	0.99
tblVehicleEF	MCY	1.8610e-003	1.8280e-003
tblVehicleEF	MCY	3.6730e-003	3.0520e-003
tblVehicleEF	MCY	1.7420e-003	1.7110e-003
tblVehicleEF	MCY	3.4650e-003	2.8770e-003
tblVehicleEF	MCY	3.14	3.14
tblVehicleEF	MCY	1.27	1.28
tblVehicleEF	MCY	2.13	2.12
tblVehicleEF	MCY	2.17	2.17
tblVehicleEF	MCY	0.49	2.03
tblVehicleEF	MCY	1.86	1.63
tblVehicleEF	MCY	2.0770e-003	2.0880e-003
tblVehicleEF	MCY	6.6700e-004	5.8700e-004
tblVehicleEF	MCY	3.14	3.14
tblVehicleEF	MCY	1.27	1.28
tblVehicleEF	MCY	2.13	2.12
tblVehicleEF	MCY	2.67	2.67
tblVehicleEF	MCY	0.49	2.03
tblVehicleEF	MCY	2.02	1.77
tblVehicleEF	MCY	0.42	0.32
tblVehicleEF	MCY	0.15	0.24
tblVehicleEF	MCY	19.63	19.79

Merrill Commcerce Center (Phase A Construction - Mitigated) - San Bernardino-South Coast County, Annual

tblVehicleEF	MCY	9.55	8.43
tblVehicleEF	MCY	167.73	209.35
tblVehicleEF	MCY	46.45	60.75
tblVehicleEF	MCY	1.12	1.12
tblVehicleEF	MCY	1.8610e-003	1.8280e-003
tblVehicleEF	MCY	3.6730e-003	3.0520e-003
tblVehicleEF	MCY	1.7420e-003	1.7110e-003
tblVehicleEF	MCY	3.4650e-003	2.8770e-003
tblVehicleEF	MCY	1.71	1.70
tblVehicleEF	MCY	1.13	1.12
tblVehicleEF	MCY	0.72	0.71
tblVehicleEF	MCY	2.19	2.20
tblVehicleEF	MCY	0.56	2.32
tblVehicleEF	MCY	2.08	1.83
tblVehicleEF	MCY	2.0610e-003	2.0720e-003
tblVehicleEF	MCY	6.8200e-004	6.0100e-004
tblVehicleEF	MCY	1.71	1.70
tblVehicleEF	MCY	1.13	1.12
tblVehicleEF	MCY	0.72	0.71
tblVehicleEF	MCY	2.69	2.69
tblVehicleEF	MCY	0.56	2.32
tblVehicleEF	MCY	2.27	1.99
tblVehicleEF	MDV	0.01	5.5560e-003
tblVehicleEF	MDV	0.02	0.09
tblVehicleEF	MDV	1.35	1.14
tblVehicleEF	MDV	3.25	3.33
tblVehicleEF	MDV	483.94	412.02

Merrill Commcerce Center (Phase A Construction - Mitigated) - San Bernardino-South Coast County, Annual

tblVehicleEF	MDV	107.92	87.05
tblVehicleEF	MDV	0.17	0.12
tblVehicleEF	MDV	1.8260e-003	1.6290e-003
tblVehicleEF	MDV	2.5170e-003	2.0560e-003
tblVehicleEF	MDV	1.6830e-003	1.5030e-003
tblVehicleEF	MDV	2.3150e-003	1.8910e-003
tblVehicleEF	MDV	0.10	0.12
tblVehicleEF	MDV	0.20	0.17
tblVehicleEF	MDV	0.08	0.10
tblVehicleEF	MDV	0.03	0.02
tblVehicleEF	MDV	0.11	0.52
tblVehicleEF	MDV	0.25	0.45
tblVehicleEF	MDV	4.8500e-003	4.0740e-003
tblVehicleEF	MDV	1.1370e-003	8.6100e-004
tblVehicleEF	MDV	0.10	0.12
tblVehicleEF	MDV	0.20	0.17
tblVehicleEF	MDV	0.08	0.10
tblVehicleEF	MDV	0.05	0.03
tblVehicleEF	MDV	0.11	0.52
tblVehicleEF	MDV	0.28	0.50
tblVehicleEF	MDV	0.01	6.3580e-003
tblVehicleEF	MDV	0.02	0.08
tblVehicleEF	MDV	1.64	1.38
tblVehicleEF	MDV	2.69	2.75
tblVehicleEF	MDV	526.85	437.99
tblVehicleEF	MDV	107.92	85.88
tblVehicleEF	MDV	0.16	0.11

Merrill Commcerce Center (Phase A Construction - Mitigated) - San Bernardino-South Coast County, Annual

tblVehicleEF	MDV	1.8260e-003	1.6290e-003
tblVehicleEF	MDV	2.5170e-003	2.0560e-003
tblVehicleEF	MDV	1.6830e-003	1.5030e-003
tblVehicleEF	MDV	2.3150e-003	1.8910e-003
tblVehicleEF	MDV	0.20	0.24
tblVehicleEF	MDV	0.23	0.20
tblVehicleEF	MDV	0.17	0.21
tblVehicleEF	MDV	0.04	0.03
tblVehicleEF	MDV	0.11	0.52
tblVehicleEF	MDV	0.21	0.38
tblVehicleEF	MDV	5.2830e-003	4.3310e-003
tblVehicleEF	MDV	1.1260e-003	8.5000e-004
tblVehicleEF	MDV	0.20	0.24
tblVehicleEF	MDV	0.23	0.20
tblVehicleEF	MDV	0.17	0.21
tblVehicleEF	MDV	0.05	0.04
tblVehicleEF	MDV	0.11	0.52
tblVehicleEF	MDV	0.23	0.42
tblVehicleEF	MDV	0.01	5.4100e-003
tblVehicleEF	MDV	0.02	0.09
tblVehicleEF	MDV	1.28	1.08
tblVehicleEF	MDV	3.20	3.28
tblVehicleEF	MDV	473.93	405.86
tblVehicleEF	MDV	107.92	86.95
tblVehicleEF	MDV	0.16	0.11
tblVehicleEF	MDV	1.8260e-003	1.6290e-003
tblVehicleEF	MDV	2.5170e-003	2.0560e-003

Merrill Commcerce Center (Phase A Construction - Mitigated) - San Bernardino-South Coast County, Annual

tblVehicleEF	MDV	1.6830e-003	1.5030e-003
tblVehicleEF	MDV	2.3150e-003	1.8910e-003
tblVehicleEF	MDV	0.10	0.11
tblVehicleEF	MDV	0.22	0.19
tblVehicleEF	MDV	0.08	0.10
tblVehicleEF	MDV	0.03	0.02
tblVehicleEF	MDV	0.13	0.60
tblVehicleEF	MDV	0.25	0.45
tblVehicleEF	MDV	4.7490e-003	4.0130e-003
tblVehicleEF	MDV	1.1360e-003	8.6000e-004
tblVehicleEF	MDV	0.10	0.11
tblVehicleEF	MDV	0.22	0.19
tblVehicleEF	MDV	0.08	0.10
tblVehicleEF	MDV	0.04	0.03
tblVehicleEF	MDV	0.13	0.60
tblVehicleEF	MDV	0.27	0.49
tblVehicleEF	MH	0.04	3.7970e-003
tblVehicleEF	MH	0.03	0.00
tblVehicleEF	MH	3.07	0.36
tblVehicleEF	MH	6.43	0.00
tblVehicleEF	MH	1,045.05	951.23
tblVehicleEF	MH	59.49	0.00
tblVehicleEF	MH	1.54	4.54
tblVehicleEF	MH	0.01	0.02
tblVehicleEF	MH	0.04	0.14
tblVehicleEF	MH	1.1740e-003	0.00
tblVehicleEF	MH	3.2230e-003	4.0000e-003

Merrill Commcerce Center (Phase A Construction - Mitigated) - San Bernardino-South Coast County, Annual

tblVehicleEF	MH	0.04	0.14
tblVehicleEF	MH	1.0790e-003	0.00
tblVehicleEF	MH	1.47	0.00
tblVehicleEF	MH	0.09	0.00
tblVehicleEF	MH	0.51	0.00
tblVehicleEF	MH	0.10	0.08
tblVehicleEF	MH	0.03	0.00
tblVehicleEF	MH	0.37	0.00
tblVehicleEF	MH	0.01	8.9930e-003
tblVehicleEF	MH	7.0700e-004	0.00
tblVehicleEF	MH	1.47	0.00
tblVehicleEF	MH	0.09	0.00
tblVehicleEF	MH	0.51	0.00
tblVehicleEF	MH	0.14	0.09
tblVehicleEF	MH	0.03	0.00
tblVehicleEF	MH	0.40	0.00
tblVehicleEF	MH	0.04	3.7970e-003
tblVehicleEF	MH	0.03	0.00
tblVehicleEF	MH	3.19	0.36
tblVehicleEF	MH	5.84	0.00
tblVehicleEF	MH	1,045.05	951.23
tblVehicleEF	MH	59.49	0.00
tblVehicleEF	MH	1.41	4.26
tblVehicleEF	MH	0.01	0.02
tblVehicleEF	MH	0.04	0.14
tblVehicleEF	MH	1.1740e-003	0.00
tblVehicleEF	MH	3.2230e-003	4.0000e-003

Merrill Commcerce Center (Phase A Construction - Mitigated) - San Bernardino-South Coast County, Annual

tblVehicleEF	MH	0.04	0.14
tblVehicleEF	MH	1.0790e-003	0.00
tblVehicleEF	MH	2.91	0.00
tblVehicleEF	MH	0.11	0.00
tblVehicleEF	MH	1.21	0.00
tblVehicleEF	MH	0.11	0.08
tblVehicleEF	MH	0.03	0.00
tblVehicleEF	MH	0.34	0.00
tblVehicleEF	MH	0.01	8.9930e-003
tblVehicleEF	MH	6.9700e-004	0.00
tblVehicleEF	MH	2.91	0.00
tblVehicleEF	MH	0.11	0.00
tblVehicleEF	MH	1.21	0.00
tblVehicleEF	MH	0.15	0.09
tblVehicleEF	MH	0.03	0.00
tblVehicleEF	MH	0.38	0.00
tblVehicleEF	MH	0.04	3.7970e-003
tblVehicleEF	MH	0.03	0.00
tblVehicleEF	MH	3.08	0.36
tblVehicleEF	MH	6.36	0.00
tblVehicleEF	MH	1,045.05	951.23
tblVehicleEF	MH	59.49	0.00
tblVehicleEF	MH	1.51	4.46
tblVehicleEF	MH	0.01	0.02
tblVehicleEF	MH	0.04	0.14
tblVehicleEF	MH	1.1740e-003	0.00
tblVehicleEF	MH	3.2230e-003	4.0000e-003

Merrill Commcerce Center (Phase A Construction - Mitigated) - San Bernardino-South Coast County, Annual

tblVehicleEF	MH	0.04	0.14
tblVehicleEF	MH	1.0790e-003	0.00
tblVehicleEF	MH	1.75	0.00
tblVehicleEF	MH	0.11	0.00
tblVehicleEF	MH	0.53	0.00
tblVehicleEF	MH	0.10	0.08
tblVehicleEF	MH	0.03	0.00
tblVehicleEF	MH	0.37	0.00
tblVehicleEF	MH	0.01	8.9930e-003
tblVehicleEF	MH	7.0600e-004	0.00
tblVehicleEF	MH	1.75	0.00
tblVehicleEF	MH	0.11	0.00
tblVehicleEF	MH	0.53	0.00
tblVehicleEF	MH	0.15	0.09
tblVehicleEF	MH	0.03	0.00
tblVehicleEF	MH	0.40	0.00
tblVehicleEF	MHD	0.02	3.1740e-003
tblVehicleEF	MHD	3.5160e-003	3.4880e-003
tblVehicleEF	MHD	0.05	8.5120e-003
tblVehicleEF	MHD	0.32	0.34
tblVehicleEF	MHD	0.27	0.35
tblVehicleEF	MHD	5.32	0.97
tblVehicleEF	MHD	156.91	69.07
tblVehicleEF	MHD	1,101.52	999.60
tblVehicleEF	MHD	52.43	8.24
tblVehicleEF	MHD	0.60	0.51
tblVehicleEF	MHD	0.99	1.54

Merrill Commcerce Center (Phase A Construction - Mitigated) - San Bernardino-South Coast County, Annual

tblVehicleEF	MHD	3.8600e-004	1.1810e-003
tblVehicleEF	MHD	5.0030e-003	0.03
tblVehicleEF	MHD	7.6400e-004	1.0000e-004
tblVehicleEF	MHD	3.6900e-004	1.1300e-003
tblVehicleEF	MHD	4.7830e-003	0.03
tblVehicleEF	MHD	7.0300e-004	9.2000e-005
tblVehicleEF	MHD	1.2800e-003	5.9300e-004
tblVehicleEF	MHD	0.04	0.02
tblVehicleEF	MHD	0.02	0.02
tblVehicleEF	MHD	6.5100e-004	3.0000e-004
tblVehicleEF	MHD	0.04	0.05
tblVehicleEF	MHD	0.02	0.11
tblVehicleEF	MHD	0.32	0.04
tblVehicleEF	MHD	1.5080e-003	6.5500e-004
tblVehicleEF	MHD	0.01	9.5250e-003
tblVehicleEF	MHD	6.1700e-004	8.2000e-005
tblVehicleEF	MHD	1.2800e-003	5.9300e-004
tblVehicleEF	MHD	0.04	0.02
tblVehicleEF	MHD	0.03	0.02
tblVehicleEF	MHD	6.5100e-004	3.0000e-004
tblVehicleEF	MHD	0.04	0.06
tblVehicleEF	MHD	0.02	0.11
tblVehicleEF	MHD	0.35	0.05
tblVehicleEF	MHD	0.02	3.0170e-003
tblVehicleEF	MHD	3.5800e-003	3.5290e-003
tblVehicleEF	MHD	0.05	8.1180e-003
tblVehicleEF	MHD	0.24	0.28

Merrill Commerce Center (Phase A Construction - Mitigated) - San Bernardino-South Coast County, Annual

tblVehicleEF	MHD	0.28	0.36
tblVehicleEF	MHD	4.97	0.91
tblVehicleEF	MHD	166.20	69.79
tblVehicleEF	MHD	1,101.52	999.60
tblVehicleEF	MHD	52.43	8.13
tblVehicleEF	MHD	0.62	0.51
tblVehicleEF	MHD	0.92	1.44
tblVehicleEF	MHD	3.2500e-004	9.9900e-004
tblVehicleEF	MHD	5.0030e-003	0.03
tblVehicleEF	MHD	7.6400e-004	1.0000e-004
tblVehicleEF	MHD	3.1100e-004	9.5500e-004
tblVehicleEF	MHD	4.7830e-003	0.03
tblVehicleEF	MHD	7.0300e-004	9.2000e-005
tblVehicleEF	MHD	2.5300e-003	1.1740e-003
tblVehicleEF	MHD	0.05	0.02
tblVehicleEF	MHD	0.02	0.02
tblVehicleEF	MHD	1.5010e-003	6.9400e-004
tblVehicleEF	MHD	0.04	0.05
tblVehicleEF	MHD	0.02	0.11
tblVehicleEF	MHD	0.30	0.04
tblVehicleEF	MHD	1.5950e-003	6.6200e-004
tblVehicleEF	MHD	0.01	9.5250e-003
tblVehicleEF	MHD	6.1100e-004	8.1000e-005
tblVehicleEF	MHD	2.5300e-003	1.1740e-003
tblVehicleEF	MHD	0.05	0.02
tblVehicleEF	MHD	0.03	0.02
tblVehicleEF	MHD	1.5010e-003	6.9400e-004

Merrill Commcerce Center (Phase A Construction - Mitigated) - San Bernardino-South Coast County, Annual

tblVehicleEF	MHD	0.04	0.06
tblVehicleEF	MHD	0.02	0.11
tblVehicleEF	MHD	0.33	0.05
tblVehicleEF	MHD	0.02	3.4070e-003
tblVehicleEF	MHD	3.5220e-003	3.4910e-003
tblVehicleEF	MHD	0.05	8.4150e-003
tblVehicleEF	MHD	0.45	0.41
tblVehicleEF	MHD	0.27	0.35
tblVehicleEF	MHD	5.23	0.96
tblVehicleEF	MHD	144.06	68.08
tblVehicleEF	MHD	1,101.52	999.60
tblVehicleEF	MHD	52.43	8.22
tblVehicleEF	MHD	0.57	0.51
tblVehicleEF	MHD	0.97	1.51
tblVehicleEF	MHD	4.7000e-004	1.4340e-003
tblVehicleEF	MHD	5.0030e-003	0.03
tblVehicleEF	MHD	7.6400e-004	1.0000e-004
tblVehicleEF	MHD	4.4900e-004	1.3720e-003
tblVehicleEF	MHD	4.7830e-003	0.03
tblVehicleEF	MHD	7.0300e-004	9.2000e-005
tblVehicleEF	MHD	1.3890e-003	6.4600e-004
tblVehicleEF	MHD	0.05	0.02
tblVehicleEF	MHD	0.03	0.02
tblVehicleEF	MHD	6.4000e-004	2.9500e-004
tblVehicleEF	MHD	0.04	0.05
tblVehicleEF	MHD	0.02	0.12
tblVehicleEF	MHD	0.32	0.04

Merrill Commcerce Center (Phase A Construction - Mitigated) - San Bernardino-South Coast County, Annual

tblVehicleEF	MHD	1.3860e-003	6.4600e-004
tblVehicleEF	MHD	0.01	9.5250e-003
tblVehicleEF	MHD	6.1600e-004	8.1000e-005
tblVehicleEF	MHD	1.3890e-003	6.4600e-004
tblVehicleEF	MHD	0.05	0.02
tblVehicleEF	MHD	0.04	0.02
tblVehicleEF	MHD	6.4000e-004	2.9500e-004
tblVehicleEF	MHD	0.04	0.06
tblVehicleEF	MHD	0.02	0.12
tblVehicleEF	MHD	0.35	0.05
tblVehicleEF	OBUS	0.01	9.1480e-003
tblVehicleEF	OBUS	9.9110e-003	8.5440e-003
tblVehicleEF	OBUS	0.03	0.03
tblVehicleEF	OBUS	0.26	0.48
tblVehicleEF	OBUS	0.63	0.98
tblVehicleEF	OBUS	6.27	2.73
tblVehicleEF	OBUS	70.35	66.56
tblVehicleEF	OBUS	1,121.50	1,475.42
tblVehicleEF	OBUS	70.70	21.88
tblVehicleEF	OBUS	0.28	0.29
tblVehicleEF	OBUS	0.97	1.13
tblVehicleEF	OBUS	6.4000e-005	5.0000e-004
tblVehicleEF	OBUS	4.6440e-003	0.01
tblVehicleEF	OBUS	9.2900e-004	2.3000e-004
tblVehicleEF	OBUS	6.1000e-005	4.7800e-004
tblVehicleEF	OBUS	4.4220e-003	0.01
tblVehicleEF	OBUS	8.5400e-004	2.1200e-004

Merrill Commcerce Center (Phase A Construction - Mitigated) - San Bernardino-South Coast County, Annual

tblVehicleEF	OBUS	2.1800e-003	2.7870e-003
tblVehicleEF	OBUS	0.02	0.03
tblVehicleEF	OBUS	0.04	0.05
tblVehicleEF	OBUS	9.3100e-004	1.1430e-003
tblVehicleEF	OBUS	0.04	0.06
tblVehicleEF	OBUS	0.05	0.31
tblVehicleEF	OBUS	0.38	0.13
tblVehicleEF	OBUS	6.8400e-004	6.3600e-004
tblVehicleEF	OBUS	0.01	0.01
tblVehicleEF	OBUS	8.1700e-004	2.1700e-004
tblVehicleEF	OBUS	2.1800e-003	2.7870e-003
tblVehicleEF	OBUS	0.02	0.03
tblVehicleEF	OBUS	0.05	0.07
tblVehicleEF	OBUS	9.3100e-004	1.1430e-003
tblVehicleEF	OBUS	0.06	0.07
tblVehicleEF	OBUS	0.05	0.31
tblVehicleEF	OBUS	0.42	0.14
tblVehicleEF	OBUS	0.01	9.2020e-003
tblVehicleEF	OBUS	0.01	8.7760e-003
tblVehicleEF	OBUS	0.03	0.02
tblVehicleEF	OBUS	0.26	0.47
tblVehicleEF	OBUS	0.65	1.01
tblVehicleEF	OBUS	5.74	2.51
tblVehicleEF	OBUS	73.50	66.43
tblVehicleEF	OBUS	1,121.50	1,475.46
tblVehicleEF	OBUS	70.70	21.50
tblVehicleEF	OBUS	0.29	0.28

Merrill Commerce Center (Phase A Construction - Mitigated) - San Bernardino-South Coast County, Annual

tblVehicleEF	OBUS	0.90	1.04
tblVehicleEF	OBUS	5.4000e-005	4.2500e-004
tblVehicleEF	OBUS	4.6440e-003	0.01
tblVehicleEF	OBUS	9.2900e-004	2.3000e-004
tblVehicleEF	OBUS	5.1000e-005	4.0700e-004
tblVehicleEF	OBUS	4.4220e-003	0.01
tblVehicleEF	OBUS	8.5400e-004	2.1200e-004
tblVehicleEF	OBUS	4.2350e-003	5.4310e-003
tblVehicleEF	OBUS	0.02	0.03
tblVehicleEF	OBUS	0.03	0.05
tblVehicleEF	OBUS	2.1330e-003	2.6360e-003
tblVehicleEF	OBUS	0.05	0.06
tblVehicleEF	OBUS	0.05	0.31
tblVehicleEF	OBUS	0.36	0.12
tblVehicleEF	OBUS	7.1400e-004	6.3500e-004
tblVehicleEF	OBUS	0.01	0.01
tblVehicleEF	OBUS	8.0800e-004	2.1300e-004
tblVehicleEF	OBUS	4.2350e-003	5.4310e-003
tblVehicleEF	OBUS	0.02	0.03
tblVehicleEF	OBUS	0.05	0.07
tblVehicleEF	OBUS	2.1330e-003	2.6360e-003
tblVehicleEF	OBUS	0.06	0.08
tblVehicleEF	OBUS	0.05	0.31
tblVehicleEF	OBUS	0.40	0.14
tblVehicleEF	OBUS	0.01	9.1130e-003
tblVehicleEF	OBUS	9.9380e-003	8.5700e-003
tblVehicleEF	OBUS	0.03	0.03

Merrill Commcerce Center (Phase A Construction - Mitigated) - San Bernardino-South Coast County, Annual

tblVehicleEF	OBUS	0.28	0.49
tblVehicleEF	OBUS	0.63	0.99
tblVehicleEF	OBUS	6.22	2.71
tblVehicleEF	OBUS	66.00	66.75
tblVehicleEF	OBUS	1,121.50	1,475.42
tblVehicleEF	OBUS	70.70	21.85
tblVehicleEF	OBUS	0.27	0.30
tblVehicleEF	OBUS	0.96	1.11
tblVehicleEF	OBUS	7.7000e-005	6.0400e-004
tblVehicleEF	OBUS	4.6440e-003	0.01
tblVehicleEF	OBUS	9.2900e-004	2.3000e-004
tblVehicleEF	OBUS	7.4000e-005	5.7800e-004
tblVehicleEF	OBUS	4.4220e-003	0.01
tblVehicleEF	OBUS	8.5400e-004	2.1200e-004
tblVehicleEF	OBUS	2.3200e-003	3.0070e-003
tblVehicleEF	OBUS	0.02	0.03
tblVehicleEF	OBUS	0.04	0.05
tblVehicleEF	OBUS	9.4100e-004	1.1540e-003
tblVehicleEF	OBUS	0.04	0.06
tblVehicleEF	OBUS	0.05	0.33
tblVehicleEF	OBUS	0.38	0.13
tblVehicleEF	OBUS	6.4200e-004	6.3800e-004
tblVehicleEF	OBUS	0.01	0.01
tblVehicleEF	OBUS	8.1600e-004	2.1600e-004
tblVehicleEF	OBUS	2.3200e-003	3.0070e-003
tblVehicleEF	OBUS	0.02	0.03
tblVehicleEF	OBUS	0.05	0.06

Merrill Commcerce Center (Phase A Construction - Mitigated) - San Bernardino-South Coast County, Annual

tblVehicleEF	OBUS	9.4100e-004	1.1540e-003
tblVehicleEF	OBUS	0.06	0.08
tblVehicleEF	OBUS	0.05	0.33
tblVehicleEF	OBUS	0.42	0.14
tblVehicleEF	SBUS	0.84	0.04
tblVehicleEF	SBUS	0.01	6.8550e-003
tblVehicleEF	SBUS	0.07	4.0770e-003
tblVehicleEF	SBUS	5.71	1.90
tblVehicleEF	SBUS	0.65	0.58
tblVehicleEF	SBUS	5.33	0.55
tblVehicleEF	SBUS	1,258.13	336.22
tblVehicleEF	SBUS	1,136.31	1,128.72
tblVehicleEF	SBUS	37.11	3.21
tblVehicleEF	SBUS	11.70	3.35
tblVehicleEF	SBUS	4.77	5.07
tblVehicleEF	SBUS	0.01	4.0350e-003
tblVehicleEF	SBUS	0.01	0.01
tblVehicleEF	SBUS	0.03	0.03
tblVehicleEF	SBUS	5.1700e-004	3.0000e-005
tblVehicleEF	SBUS	0.01	3.8600e-003
tblVehicleEF	SBUS	2.7560e-003	2.7660e-003
tblVehicleEF	SBUS	0.03	0.03
tblVehicleEF	SBUS	4.7500e-004	2.8000e-005
tblVehicleEF	SBUS	2.9260e-003	7.3800e-004
tblVehicleEF	SBUS	0.02	5.5390e-003
tblVehicleEF	SBUS	0.68	0.20
tblVehicleEF	SBUS	1.3050e-003	3.4800e-004

Merrill Commcerce Center (Phase A Construction - Mitigated) - San Bernardino-South Coast County, Annual

tblVehicleEF	SBUS	0.11	0.10
tblVehicleEF	SBUS	9.3510e-003	0.04
tblVehicleEF	SBUS	0.27	0.02
tblVehicleEF	SBUS	0.01	3.1960e-003
tblVehicleEF	SBUS	0.01	0.01
tblVehicleEF	SBUS	4.6300e-004	3.2000e-005
tblVehicleEF	SBUS	2.9260e-003	7.3800e-004
tblVehicleEF	SBUS	0.02	5.5390e-003
tblVehicleEF	SBUS	0.97	0.28
tblVehicleEF	SBUS	1.3050e-003	3.4800e-004
tblVehicleEF	SBUS	0.13	0.11
tblVehicleEF	SBUS	9.3510e-003	0.04
tblVehicleEF	SBUS	0.30	0.03
tblVehicleEF	SBUS	0.84	0.04
tblVehicleEF	SBUS	0.01	6.9390e-003
tblVehicleEF	SBUS	0.06	3.3780e-003
tblVehicleEF	SBUS	5.56	1.86
tblVehicleEF	SBUS	0.66	0.59
tblVehicleEF	SBUS	3.65	0.39
tblVehicleEF	SBUS	1,322.00	344.13
tblVehicleEF	SBUS	1,136.31	1,128.74
tblVehicleEF	SBUS	37.11	2.94
tblVehicleEF	SBUS	12.08	3.42
tblVehicleEF	SBUS	4.47	4.75
tblVehicleEF	SBUS	0.01	3.4090e-003
tblVehicleEF	SBUS	0.01	0.01
tblVehicleEF	SBUS	0.03	0.03

Merrill Commerce Center (Phase A Construction - Mitigated) - San Bernardino-South Coast County, Annual

tblVehicleEF	SBUS	5.1700e-004	3.0000e-005
tblVehicleEF	SBUS	9.6490e-003	3.2620e-003
tblVehicleEF	SBUS	2.7560e-003	2.7660e-003
tblVehicleEF	SBUS	0.03	0.03
tblVehicleEF	SBUS	4.7500e-004	2.8000e-005
tblVehicleEF	SBUS	5.6170e-003	1.3280e-003
tblVehicleEF	SBUS	0.02	5.8520e-003
tblVehicleEF	SBUS	0.67	0.20
tblVehicleEF	SBUS	2.8800e-003	6.7400e-004
tblVehicleEF	SBUS	0.11	0.10
tblVehicleEF	SBUS	8.5310e-003	0.03
tblVehicleEF	SBUS	0.22	0.02
tblVehicleEF	SBUS	0.01	3.2700e-003
tblVehicleEF	SBUS	0.01	0.01
tblVehicleEF	SBUS	4.3500e-004	2.9000e-005
tblVehicleEF	SBUS	5.6170e-003	1.3280e-003
tblVehicleEF	SBUS	0.02	5.8520e-003
tblVehicleEF	SBUS	0.97	0.28
tblVehicleEF	SBUS	2.8800e-003	6.7400e-004
tblVehicleEF	SBUS	0.13	0.12
tblVehicleEF	SBUS	8.5310e-003	0.03
tblVehicleEF	SBUS	0.24	0.02
tblVehicleEF	SBUS	0.84	0.04
tblVehicleEF	SBUS	0.01	6.8510e-003
tblVehicleEF	SBUS	0.07	4.1760e-003
tblVehicleEF	SBUS	5.91	1.95
tblVehicleEF	SBUS	0.65	0.58

Merrill Commcerce Center (Phase A Construction - Mitigated) - San Bernardino-South Coast County, Annual

tblVehicleEF	SBUS	5.37	0.57
tblVehicleEF	SBUS	1,169.92	325.30
tblVehicleEF	SBUS	1,136.31	1,128.72
tblVehicleEF	SBUS	37.11	3.24
tblVehicleEF	SBUS	11.19	3.26
tblVehicleEF	SBUS	4.69	4.99
tblVehicleEF	SBUS	0.01	4.8980e-003
tblVehicleEF	SBUS	0.01	0.01
tblVehicleEF	SBUS	0.03	0.03
tblVehicleEF	SBUS	5.1700e-004	3.0000e-005
tblVehicleEF	SBUS	0.01	4.6860e-003
tblVehicleEF	SBUS	2.7560e-003	2.7660e-003
tblVehicleEF	SBUS	0.03	0.03
tblVehicleEF	SBUS	4.7500e-004	2.8000e-005
tblVehicleEF	SBUS	2.9580e-003	7.2600e-004
tblVehicleEF	SBUS	0.02	5.8800e-003
tblVehicleEF	SBUS	0.68	0.20
tblVehicleEF	SBUS	1.2820e-003	3.5300e-004
tblVehicleEF	SBUS	0.11	0.10
tblVehicleEF	SBUS	0.01	0.05
tblVehicleEF	SBUS	0.28	0.02
tblVehicleEF	SBUS	0.01	3.0930e-003
tblVehicleEF	SBUS	0.01	0.01
tblVehicleEF	SBUS	4.6400e-004	3.2000e-005
tblVehicleEF	SBUS	2.9580e-003	7.2600e-004
tblVehicleEF	SBUS	0.02	5.8800e-003
tblVehicleEF	SBUS	0.98	0.28

Merrill Commcerce Center (Phase A Construction - Mitigated) - San Bernardino-South Coast County, Annual

tblVehicleEF	SBUS	1.2820e-003	3.5300e-004
tblVehicleEF	SBUS	0.13	0.11
tblVehicleEF	SBUS	0.01	0.05
tblVehicleEF	SBUS	0.31	0.03
tblVehicleEF	UBUS	1.83	4.19
tblVehicleEF	UBUS	0.08	0.02
tblVehicleEF	UBUS	9.26	32.67
tblVehicleEF	UBUS	14.34	1.43
tblVehicleEF	UBUS	1,846.39	1,724.94
tblVehicleEF	UBUS	136.37	16.90
tblVehicleEF	UBUS	5.87	0.37
tblVehicleEF	UBUS	0.52	0.08
tblVehicleEF	UBUS	0.01	0.03
tblVehicleEF	UBUS	0.07	2.6830e-003
tblVehicleEF	UBUS	1.4030e-003	1.8900e-004
tblVehicleEF	UBUS	0.22	0.03
tblVehicleEF	UBUS	3.0000e-003	6.3130e-003
tblVehicleEF	UBUS	0.06	2.5510e-003
tblVehicleEF	UBUS	1.2900e-003	1.7400e-004
tblVehicleEF	UBUS	8.0860e-003	1.5320e-003
tblVehicleEF	UBUS	0.11	8.4710e-003
tblVehicleEF	UBUS	3.9450e-003	6.5200e-004
tblVehicleEF	UBUS	0.61	0.06
tblVehicleEF	UBUS	0.02	0.04
tblVehicleEF	UBUS	1.15	0.06
tblVehicleEF	UBUS	0.01	3.8820e-003
tblVehicleEF	UBUS	1.6240e-003	1.6700e-004

Merrill Commcerce Center (Phase A Construction - Mitigated) - San Bernardino-South Coast County, Annual

tblVehicleEF	UBUS	8.0860e-003	1.5320e-003
tblVehicleEF	UBUS	0.11	8.4710e-003
tblVehicleEF	UBUS	3.9450e-003	6.5200e-004
tblVehicleEF	UBUS	2.50	4.28
tblVehicleEF	UBUS	0.02	0.04
tblVehicleEF	UBUS	1.25	0.07
tblVehicleEF	UBUS	1.83	4.19
tblVehicleEF	UBUS	0.08	0.01
tblVehicleEF	UBUS	9.36	32.67
tblVehicleEF	UBUS	11.74	1.17
tblVehicleEF	UBUS	1,846.39	1,724.94
tblVehicleEF	UBUS	136.37	16.47
tblVehicleEF	UBUS	5.45	0.37
tblVehicleEF	UBUS	0.52	0.08
tblVehicleEF	UBUS	0.01	0.03
tblVehicleEF	UBUS	0.07	2.6830e-003
tblVehicleEF	UBUS	1.4030e-003	1.8900e-004
tblVehicleEF	UBUS	0.22	0.03
tblVehicleEF	UBUS	3.0000e-003	6.3130e-003
tblVehicleEF	UBUS	0.06	2.5510e-003
tblVehicleEF	UBUS	1.2900e-003	1.7400e-004
tblVehicleEF	UBUS	0.02	2.9020e-003
tblVehicleEF	UBUS	0.14	0.01
tblVehicleEF	UBUS	9.3320e-003	1.4770e-003
tblVehicleEF	UBUS	0.62	0.06
tblVehicleEF	UBUS	0.02	0.04
tblVehicleEF	UBUS	1.02	0.06

Merrill Commcerce Center (Phase A Construction - Mitigated) - San Bernardino-South Coast County, Annual

tblVehicleEF	UBUS	0.01	3.8820e-003
tblVehicleEF	UBUS	1.5790e-003	1.6300e-004
tblVehicleEF	UBUS	0.02	2.9020e-003
tblVehicleEF	UBUS	0.14	0.01
tblVehicleEF	UBUS	9.3320e-003	1.4770e-003
tblVehicleEF	UBUS	2.52	4.28
tblVehicleEF	UBUS	0.02	0.04
tblVehicleEF	UBUS	1.12	0.06
tblVehicleEF	UBUS	1.83	4.19
tblVehicleEF	UBUS	0.08	0.02
tblVehicleEF	UBUS	9.27	32.67
tblVehicleEF	UBUS	13.86	1.39
tblVehicleEF	UBUS	1,846.39	1,724.94
tblVehicleEF	UBUS	136.37	16.85
tblVehicleEF	UBUS	5.76	0.37
tblVehicleEF	UBUS	0.52	0.08
tblVehicleEF	UBUS	0.01	0.03
tblVehicleEF	UBUS	0.07	2.6830e-003
tblVehicleEF	UBUS	1.4030e-003	1.8900e-004
tblVehicleEF	UBUS	0.22	0.03
tblVehicleEF	UBUS	3.0000e-003	6.3130e-003
tblVehicleEF	UBUS	0.06	2.5510e-003
tblVehicleEF	UBUS	1.2900e-003	1.7400e-004
tblVehicleEF	UBUS	9.2250e-003	1.6220e-003
tblVehicleEF	UBUS	0.14	9.7130e-003
tblVehicleEF	UBUS	4.1190e-003	6.4800e-004
tblVehicleEF	UBUS	0.61	0.06

Merrill Commcerce Center (Phase A Construction - Mitigated) - San Bernardino-South Coast County, Annual

tblVehicleEF	UBUS	0.03	0.04
tblVehicleEF	UBUS	1.13	0.06
tblVehicleEF	UBUS	0.01	3.8820e-003
tblVehicleEF	UBUS	1.6160e-003	1.6700e-004
tblVehicleEF	UBUS	9.2250e-003	1.6220e-003
tblVehicleEF	UBUS	0.14	9.7130e-003
tblVehicleEF	UBUS	4.1190e-003	6.4800e-004
tblVehicleEF	UBUS	2.50	4.28
tblVehicleEF	UBUS	0.03	0.04
tblVehicleEF	UBUS	1.24	0.07
tblVehicleTrips	CC_TL	8.40	0.00
tblVehicleTrips	CC_TL	8.40	0.00
tblVehicleTrips	CNW_TL	6.90	0.00
tblVehicleTrips	CNW_TL	6.90	0.00
tblVehicleTrips	CNW_TTP	41.00	0.00
tblVehicleTrips	CW_TL	16.60	0.00
tblVehicleTrips	CW_TL	16.60	0.00
tblVehicleTrips	CW_TTP	59.00	0.00
tblVehicleTrips	DV_TP	5.00	0.00
tblVehicleTrips	PB_TP	3.00	0.00
tblVehicleTrips	PR_TP	92.00	0.00
tblVehicleTrips	ST_TR	1.68	0.00
tblVehicleTrips	SU_TR	1.68	0.00
tblVehicleTrips	WD_TR	1.68	0.00
tblWater	IndoorWaterUseRate	504,125,000.00	0.00

2.0 Emissions Summary

Merrill Commerce Center (Phase A Construction - Mitigated) - San Bernardino-South Coast County, Annual

2.1 Overall Construction**Unmitigated Construction**

	ROG	NOx	CO	SO2	Fugitive PM10	Exhaust PM10	PM10 Total	Fugitive PM2.5	Exhaust PM2.5	PM2.5 Total	Bio- CO2	NBio- CO2	Total CO2	CH4	N2O	CO2e
Year	tons/yr										MT/yr					
2020	0.3608	3.9525	1.9272	4.2400e-003	0.9849	0.1755	1.1603	0.3934	0.1619	0.5553	0.0000	372.4071	372.4071	0.1124	0.0000	375.2165
2021	1.0470	9.4259	7.2741	0.0276	1.7947	0.2335	2.0282	0.5055	0.2169	0.7224	0.0000	2,525.7753	2,525.7753	0.2609	0.0000	2,532.2977
2022	2.2165	9.7848	8.9331	0.0349	1.9360	0.2172	2.1532	0.5218	0.2028	0.7245	0.0000	3,206.1185	3,206.1185	0.2857	0.0000	3,213.2610
Maximum	2.2165	9.7848	8.9331	0.0349	1.9360	0.2335	2.1532	0.5218	0.2169	0.7245	0.0000	3,206.1185	3,206.1185	0.2857	0.0000	3,213.2610

Mitigated Construction

	ROG	NOx	CO	SO2	Fugitive PM10	Exhaust PM10	PM10 Total	Fugitive PM2.5	Exhaust PM2.5	PM2.5 Total	Bio- CO2	NBio- CO2	Total CO2	CH4	N2O	CO2e
Year	tons/yr										MT/yr					
2020	0.0564	0.2236	2.1215	4.2400e-003	0.3931	6.7400e-003	0.3998	0.1558	6.7400e-003	0.1626	0.0000	372.4067	372.4067	0.1124	0.0000	375.2160
2021	0.6615	4.6756	7.8066	0.0276	1.5441	0.0245	1.5686	0.4249	0.0236	0.4485	0.0000	2,525.7746	2,525.7746	0.2609	0.0000	2,532.2970
2022	1.8691	5.7457	9.6676	0.0349	1.9360	0.0284	1.9644	0.5218	0.0273	0.5491	0.0000	3,206.1178	3,206.1178	0.2857	0.0000	3,213.2603
Maximum	1.8691	5.7457	9.6676	0.0349	1.9360	0.0284	1.9644	0.5218	0.0273	0.5491	0.0000	3,206.1178	3,206.1178	0.2857	0.0000	3,213.2603

Merrill Commcerce Center (Phase A Construction - Mitigated) - San Bernardino-South Coast County, Annual

	ROG	NOx	CO	SO2	Fugitive PM10	Exhaust PM10	PM10 Total	Fugitive PM2.5	Exhaust PM2.5	PM2.5 Total	Bio- CO2	NBio-CO2	Total CO2	CH4	N2O	CO2e
Percent Reduction	28.62	54.04	-8.06	0.00	17.86	90.47	26.37	22.40	90.08	42.06	0.00	0.00	0.00	0.00	0.00	0.00

Quarter	Start Date	End Date	Maximum Unmitigated ROG + NOX (tons/quarter)	Maximum Mitigated ROG + NOX (tons/quarter)
1	6-1-2020	8-31-2020	1.3241	0.0926
2	9-1-2020	11-30-2020	2.2392	0.1325
3	12-1-2020	2-28-2021	2.0322	0.1562
4	3-1-2021	5-31-2021	2.5454	1.1713
5	6-1-2021	8-31-2021	2.8365	1.7372
6	9-1-2021	11-30-2021	2.8019	1.7145
7	12-1-2021	2-28-2022	2.6144	1.6342
8	3-1-2022	5-31-2022	2.5938	1.6430
9	6-1-2022	8-31-2022	3.0919	1.9601
10	9-1-2022	9-30-2022	1.2184	0.7726
		Highest	3.0919	1.9601

Merrill Commerce Center (Phase A Construction - Mitigated) - San Bernardino-South Coast County, Annual

2.2 Overall Operational**Unmitigated Operational**

	ROG	NOx	CO	SO2	Fugitive PM10	Exhaust PM10	PM10 Total	Fugitive PM2.5	Exhaust PM2.5	PM2.5 Total	Bio- CO2	NBio- CO2	Total CO2	CH4	N2O	CO2e
Category	tons/yr										MT/yr					
Area	8.9159	2.6000e-004	0.0280	0.0000		1.0000e-004	1.0000e-004		1.0000e-004	1.0000e-004	0.0000	0.0543	0.0543	1.4000e-004	0.0000	0.0579
Energy	0.0000	0.0000	0.0000	0.0000		0.0000	0.0000		0.0000	0.0000	0.0000	0.0000	0.0000	0.0000	0.0000	0.0000
Mobile	0.0000	0.0000	0.0000	0.0000	0.0000	0.0000	0.0000	0.0000	0.0000	0.0000	0.0000	0.0000	0.0000	0.0000	0.0000	0.0000
Waste						0.0000	0.0000		0.0000	0.0000	0.0000	0.0000	0.0000	0.0000	0.0000	0.0000
Water						0.0000	0.0000		0.0000	0.0000	0.0000	0.0000	0.0000	0.0000	0.0000	0.0000
Total	8.9159	2.6000e-004	0.0280	0.0000	0.0000	1.0000e-004	1.0000e-004	0.0000	1.0000e-004	1.0000e-004	0.0000	0.0543	0.0543	1.4000e-004	0.0000	0.0579

Merrill Commerce Center (Phase A Construction - Mitigated) - San Bernardino-South Coast County, Annual

2.2 Overall Operational**Mitigated Operational**

	ROG	NOx	CO	SO2	Fugitive PM10	Exhaust PM10	PM10 Total	Fugitive PM2.5	Exhaust PM2.5	PM2.5 Total	Bio- CO2	NBio- CO2	Total CO2	CH4	N2O	CO2e
Category	tons/yr										MT/yr					
Area	8.9159	2.6000e-004	0.0280	0.0000		1.0000e-004	1.0000e-004		1.0000e-004	1.0000e-004	0.0000	0.0543	0.0543	1.4000e-004	0.0000	0.0579
Energy	0.0000	0.0000	0.0000	0.0000		0.0000	0.0000		0.0000	0.0000	0.0000	0.0000	0.0000	0.0000	0.0000	0.0000
Mobile	0.0000	0.0000	0.0000	0.0000	0.0000	0.0000	0.0000	0.0000	0.0000	0.0000	0.0000	0.0000	0.0000	0.0000	0.0000	0.0000
Waste						0.0000	0.0000		0.0000	0.0000	0.0000	0.0000	0.0000	0.0000	0.0000	0.0000
Water						0.0000	0.0000		0.0000	0.0000	0.0000	0.0000	0.0000	0.0000	0.0000	0.0000
Total	8.9159	2.6000e-004	0.0280	0.0000	0.0000	1.0000e-004	1.0000e-004	0.0000	1.0000e-004	1.0000e-004	0.0000	0.0543	0.0543	1.4000e-004	0.0000	0.0579

	ROG	NOx	CO	SO2	Fugitive PM10	Exhaust PM10	PM10 Total	Fugitive PM2.5	Exhaust PM2.5	PM2.5 Total	Bio- CO2	NBio-CO2	Total CO2	CH4	N2O	CO2e
Percent Reduction	0.00	0.00	0.00	0.00	0.00	0.00	0.00	0.00	0.00	0.00	0.00	0.00	0.00	0.00	0.00	0.00

3.0 Construction Detail**Construction Phase**

Merrill Commerce Center (Phase A Construction - Mitigated) - San Bernardino-South Coast County, Annual

Phase Number	Phase Name	Phase Type	Start Date	End Date	Num Days Week	Num Days	Phase Description
1	Demolition	Demolition	6/1/2020	8/21/2020	5	60	
2	Site Preparation	Site Preparation	8/22/2020	11/13/2020	5	60	
3	Grading	Grading	11/14/2020	4/2/2021	5	100	
4	Building Construction	Building Construction	4/3/2021	12/23/2022	5	450	
5	Paving	Paving	7/23/2022	12/23/2022	5	110	
6	Architectural Coating	Architectural Coating	7/23/2022	12/23/2022	5	110	

Acres of Grading (Site Preparation Phase): 210

Acres of Grading (Grading Phase): 400

Acres of Paving: 7.43

Residential Indoor: 0; Residential Outdoor: 0; Non-Residential Indoor: 3,270,000; Non-Residential Outdoor: 1,090,000; Striped Parking Area: 19,419 (Architectural Coating – sqft)

OffRoad Equipment

Merrill Commerce Center (Phase A Construction - Mitigated) - San Bernardino-South Coast County, Annual

Phase Name	Offroad Equipment Type	Amount	Usage Hours	Horse Power	Load Factor
Demolition	Concrete/Industrial Saws	1	8.00	81	0.73
Demolition	Excavators	3	8.00	158	0.38
Demolition	Rubber Tired Dozers	2	8.00	247	0.40
Site Preparation	Crawler Tractors	4	8.00	212	0.43
Site Preparation	Rubber Tired Dozers	3	8.00	247	0.40
Site Preparation	Tractors/Loaders/Backhoes	0	8.00	97	0.37
Grading	Crawler Tractors	2	8.00	212	0.43
Grading	Excavators	2	8.00	158	0.38
Grading	Graders	1	8.00	187	0.41
Grading	Rubber Tired Dozers	1	8.00	247	0.40
Grading	Scrapers	2	8.00	367	0.48
Grading	Tractors/Loaders/Backhoes	0	8.00	97	0.37
Building Construction	Cranes	1	8.00	231	0.29
Building Construction	Crawler Tractors	3	8.00	212	0.43
Building Construction	Forklifts	3	8.00	89	0.20
Building Construction	Generator Sets	1	8.00	84	0.74
Building Construction	Tractors/Loaders/Backhoes	0	8.00	97	0.37
Building Construction	Welders	1	8.00	46	0.45
Paving	Pavers	2	8.00	130	0.42
Paving	Paving Equipment	2	8.00	132	0.36
Paving	Rollers	2	8.00	80	0.38
Architectural Coating	Air Compressors	1	8.00	78	0.48

Trips and VMT

Merrill Commcerce Center (Phase A Construction - Mitigated) - San Bernardino-South Coast County, Annual

Phase Name	Offroad Equipment Count	Worker Trip Number	Vendor Trip Number	Hauling Trip Number	Worker Trip Length	Vendor Trip Length	Hauling Trip Length	Worker Vehicle Class	Vendor Vehicle Class	Hauling Vehicle Class
Demolition	6	15.00	0.00	21.00	14.70	6.90	20.00	LD_Mix	HDT_Mix	HHDT
Site Preparation	7	18.00	0.00	0.00	14.70	6.90	20.00	LD_Mix	HDT_Mix	HHDT
Grading	8	20.00	0.00	0.00	14.70	6.90	20.00	LD_Mix	HDT_Mix	HHDT
Building Construction	9	1,052.00	410.00	0.00	14.70	6.90	20.00	LD_Mix	HDT_Mix	HHDT
Paving	6	15.00	0.00	0.00	14.70	6.90	20.00	LD_Mix	HDT_Mix	HHDT
Architectural Coating	1	210.00	0.00	0.00	14.70	6.90	20.00	LD_Mix	HDT_Mix	HHDT

3.1 Mitigation Measures Construction

Use Cleaner Engines for Construction Equipment

Water Exposed Area

3.2 Demolition - 2020**Unmitigated Construction On-Site**

	ROG	NOx	CO	SO2	Fugitive PM10	Exhaust PM10	PM10 Total	Fugitive PM2.5	Exhaust PM2.5	PM2.5 Total	Bio- CO2	NBio- CO2	Total CO2	CH4	N2O	CO2e
Category	tons/yr										MT/yr					
Fugitive Dust					2.2700e-003	0.0000	2.2700e-003	3.4000e-004	0.0000	3.4000e-004	0.0000	0.0000	0.0000	0.0000	0.0000	0.0000
Off-Road	0.0994	0.9960	0.6526	1.1600e-003		0.0498	0.0498		0.0463	0.0463	0.0000	101.9958	101.9958	0.0288	0.0000	102.7156
Total	0.0994	0.9960	0.6526	1.1600e-003	2.2700e-003	0.0498	0.0520	3.4000e-004	0.0463	0.0466	0.0000	101.9958	101.9958	0.0288	0.0000	102.7156

Merrill Commerce Center (Phase A Construction - Mitigated) - San Bernardino-South Coast County, Annual

3.2 Demolition - 2020**Unmitigated Construction Off-Site**

	ROG	NOx	CO	SO2	Fugitive PM10	Exhaust PM10	PM10 Total	Fugitive PM2.5	Exhaust PM2.5	PM2.5 Total	Bio- CO2	NBio- CO2	Total CO2	CH4	N2O	CO2e
Category	tons/yr										MT/yr					
Hauling	7.0000e-005	2.6500e-003	4.1000e-004	1.0000e-005	1.8000e-004	1.0000e-005	1.9000e-004	5.0000e-005	1.0000e-005	6.0000e-005	0.0000	0.7845	0.7845	4.0000e-005	0.0000	0.7856
Vendor	0.0000	0.0000	0.0000	0.0000	0.0000	0.0000	0.0000	0.0000	0.0000	0.0000	0.0000	0.0000	0.0000	0.0000	0.0000	0.0000
Worker	2.2200e-003	1.7500e-003	0.0175	5.0000e-005	4.9300e-003	3.0000e-005	4.9700e-003	1.3100e-003	3.0000e-005	1.3400e-003	0.0000	4.2292	4.2292	1.3000e-004	0.0000	4.2324
Total	2.2900e-003	4.4000e-003	0.0179	6.0000e-005	5.1100e-003	4.0000e-005	5.1600e-003	1.3600e-003	4.0000e-005	1.4000e-003	0.0000	5.0137	5.0137	1.7000e-004	0.0000	5.0180

Mitigated Construction On-Site

	ROG	NOx	CO	SO2	Fugitive PM10	Exhaust PM10	PM10 Total	Fugitive PM2.5	Exhaust PM2.5	PM2.5 Total	Bio- CO2	NBio- CO2	Total CO2	CH4	N2O	CO2e
Category	tons/yr										MT/yr					
Fugitive Dust					8.9000e-004	0.0000	8.9000e-004	1.3000e-004	0.0000	1.3000e-004	0.0000	0.0000	0.0000	0.0000	0.0000	0.0000
Off-Road	0.0139	0.0601	0.6984	1.1600e-003		1.8500e-003	1.8500e-003		1.8500e-003	1.8500e-003	0.0000	101.9957	101.9957	0.0288	0.0000	102.7155
Total	0.0139	0.0601	0.6984	1.1600e-003	8.9000e-004	1.8500e-003	2.7400e-003	1.3000e-004	1.8500e-003	1.9800e-003	0.0000	101.9957	101.9957	0.0288	0.0000	102.7155

Merrill Commerce Center (Phase A Construction - Mitigated) - San Bernardino-South Coast County, Annual

3.2 Demolition - 2020**Mitigated Construction Off-Site**

	ROG	NOx	CO	SO2	Fugitive PM10	Exhaust PM10	PM10 Total	Fugitive PM2.5	Exhaust PM2.5	PM2.5 Total	Bio- CO2	NBio- CO2	Total CO2	CH4	N2O	CO2e
Category	tons/yr										MT/yr					
Hauling	7.0000e-005	2.6500e-003	4.1000e-004	1.0000e-005	1.8000e-004	1.0000e-005	1.9000e-004	5.0000e-005	1.0000e-005	6.0000e-005	0.0000	0.7845	0.7845	4.0000e-005	0.0000	0.7856
Vendor	0.0000	0.0000	0.0000	0.0000	0.0000	0.0000	0.0000	0.0000	0.0000	0.0000	0.0000	0.0000	0.0000	0.0000	0.0000	0.0000
Worker	2.2200e-003	1.7500e-003	0.0175	5.0000e-005	4.9300e-003	3.0000e-005	4.9700e-003	1.3100e-003	3.0000e-005	1.3400e-003	0.0000	4.2292	4.2292	1.3000e-004	0.0000	4.2324
Total	2.2900e-003	4.4000e-003	0.0179	6.0000e-005	5.1100e-003	4.0000e-005	5.1600e-003	1.3600e-003	4.0000e-005	1.4000e-003	0.0000	5.0137	5.0137	1.7000e-004	0.0000	5.0180

3.3 Site Preparation - 2020**Unmitigated Construction On-Site**

	ROG	NOx	CO	SO2	Fugitive PM10	Exhaust PM10	PM10 Total	Fugitive PM2.5	Exhaust PM2.5	PM2.5 Total	Bio- CO2	NBio- CO2	Total CO2	CH4	N2O	CO2e
Category	tons/yr										MT/yr					
Fugitive Dust					0.6533	0.0000	0.6533	0.3099	0.0000	0.3099	0.0000	0.0000	0.0000	0.0000	0.0000	0.0000
Off-Road	0.1666	1.9136	0.6718	1.7100e-003		0.0836	0.0836		0.0769	0.0769	0.0000	150.3273	150.3273	0.0486	0.0000	151.5427
Total	0.1666	1.9136	0.6718	1.7100e-003	0.6533	0.0836	0.7370	0.3099	0.0769	0.3869	0.0000	150.3273	150.3273	0.0486	0.0000	151.5427

Merrill Commerce Center (Phase A Construction - Mitigated) - San Bernardino-South Coast County, Annual

3.3 Site Preparation - 2020**Unmitigated Construction Off-Site**

	ROG	NOx	CO	SO2	Fugitive PM10	Exhaust PM10	PM10 Total	Fugitive PM2.5	Exhaust PM2.5	PM2.5 Total	Bio- CO2	NBio- CO2	Total CO2	CH4	N2O	CO2e
Category	tons/yr										MT/yr					
Hauling	0.0000	0.0000	0.0000	0.0000	0.0000	0.0000	0.0000	0.0000	0.0000	0.0000	0.0000	0.0000	0.0000	0.0000	0.0000	0.0000
Vendor	0.0000	0.0000	0.0000	0.0000	0.0000	0.0000	0.0000	0.0000	0.0000	0.0000	0.0000	0.0000	0.0000	0.0000	0.0000	0.0000
Worker	2.6700e-003	2.1000e-003	0.0209	6.0000e-005	5.9200e-003	4.0000e-005	5.9600e-003	1.5700e-003	4.0000e-005	1.6100e-003	0.0000	5.0750	5.0750	1.5000e-004	0.0000	5.0788
Total	2.6700e-003	2.1000e-003	0.0209	6.0000e-005	5.9200e-003	4.0000e-005	5.9600e-003	1.5700e-003	4.0000e-005	1.6100e-003	0.0000	5.0750	5.0750	1.5000e-004	0.0000	5.0788

Mitigated Construction On-Site

	ROG	NOx	CO	SO2	Fugitive PM10	Exhaust PM10	PM10 Total	Fugitive PM2.5	Exhaust PM2.5	PM2.5 Total	Bio- CO2	NBio- CO2	Total CO2	CH4	N2O	CO2e
Category	tons/yr										MT/yr					
Fugitive Dust					0.2548	0.0000	0.2548	0.1209	0.0000	0.1209	0.0000	0.0000	0.0000	0.0000	0.0000	0.0000
Off-Road	0.0210	0.0909	0.7695	1.7100e-003		2.8000e-003	2.8000e-003		2.8000e-003	2.8000e-003	0.0000	150.3271	150.3271	0.0486	0.0000	151.5426
Total	0.0210	0.0909	0.7695	1.7100e-003	0.2548	2.8000e-003	0.2576	0.1209	2.8000e-003	0.1237	0.0000	150.3271	150.3271	0.0486	0.0000	151.5426

Merrill Commerce Center (Phase A Construction - Mitigated) - San Bernardino-South Coast County, Annual

3.3 Site Preparation - 2020**Mitigated Construction Off-Site**

	ROG	NOx	CO	SO2	Fugitive PM10	Exhaust PM10	PM10 Total	Fugitive PM2.5	Exhaust PM2.5	PM2.5 Total	Bio- CO2	NBio- CO2	Total CO2	CH4	N2O	CO2e
Category	tons/yr										MT/yr					
Hauling	0.0000	0.0000	0.0000	0.0000	0.0000	0.0000	0.0000	0.0000	0.0000	0.0000	0.0000	0.0000	0.0000	0.0000	0.0000	0.0000
Vendor	0.0000	0.0000	0.0000	0.0000	0.0000	0.0000	0.0000	0.0000	0.0000	0.0000	0.0000	0.0000	0.0000	0.0000	0.0000	0.0000
Worker	2.6700e-003	2.1000e-003	0.0209	6.0000e-005	5.9200e-003	4.0000e-005	5.9600e-003	1.5700e-003	4.0000e-005	1.6100e-003	0.0000	5.0750	5.0750	1.5000e-004	0.0000	5.0788
Total	2.6700e-003	2.1000e-003	0.0209	6.0000e-005	5.9200e-003	4.0000e-005	5.9600e-003	1.5700e-003	4.0000e-005	1.6100e-003	0.0000	5.0750	5.0750	1.5000e-004	0.0000	5.0788

3.4 Grading - 2020**Unmitigated Construction On-Site**

	ROG	NOx	CO	SO2	Fugitive PM10	Exhaust PM10	PM10 Total	Fugitive PM2.5	Exhaust PM2.5	PM2.5 Total	Bio- CO2	NBio- CO2	Total CO2	CH4	N2O	CO2e
Category	tons/yr										MT/yr					
Fugitive Dust					0.3145	0.0000	0.3145	0.0792	0.0000	0.0792	0.0000	0.0000	0.0000	0.0000	0.0000	0.0000
Off-Road	0.0882	1.0350	0.5508	1.2200e-003		0.0420	0.0420		0.0386	0.0386	0.0000	106.7999	106.7999	0.0345	0.0000	107.6635
Total	0.0882	1.0350	0.5508	1.2200e-003	0.3145	0.0420	0.3565	0.0792	0.0386	0.1178	0.0000	106.7999	106.7999	0.0345	0.0000	107.6635

Merrill Commerce Center (Phase A Construction - Mitigated) - San Bernardino-South Coast County, Annual

3.4 Grading - 2020**Unmitigated Construction Off-Site**

	ROG	NOx	CO	SO2	Fugitive PM10	Exhaust PM10	PM10 Total	Fugitive PM2.5	Exhaust PM2.5	PM2.5 Total	Bio- CO2	NBio- CO2	Total CO2	CH4	N2O	CO2e
Category	tons/yr										MT/yr					
Hauling	0.0000	0.0000	0.0000	0.0000	0.0000	0.0000	0.0000	0.0000	0.0000	0.0000	0.0000	0.0000	0.0000	0.0000	0.0000	0.0000
Vendor	0.0000	0.0000	0.0000	0.0000	0.0000	0.0000	0.0000	0.0000	0.0000	0.0000	0.0000	0.0000	0.0000	0.0000	0.0000	0.0000
Worker	1.6800e-003	1.3200e-003	0.0132	4.0000e-005	3.7300e-003	2.0000e-005	3.7500e-003	9.9000e-004	2.0000e-005	1.0100e-003	0.0000	3.1954	3.1954	1.0000e-004	0.0000	3.1978
Total	1.6800e-003	1.3200e-003	0.0132	4.0000e-005	3.7300e-003	2.0000e-005	3.7500e-003	9.9000e-004	2.0000e-005	1.0100e-003	0.0000	3.1954	3.1954	1.0000e-004	0.0000	3.1978

Mitigated Construction On-Site

	ROG	NOx	CO	SO2	Fugitive PM10	Exhaust PM10	PM10 Total	Fugitive PM2.5	Exhaust PM2.5	PM2.5 Total	Bio- CO2	NBio- CO2	Total CO2	CH4	N2O	CO2e
Category	tons/yr										MT/yr					
Fugitive Dust					0.1227	0.0000	0.1227	0.0309	0.0000	0.0309	0.0000	0.0000	0.0000	0.0000	0.0000	0.0000
Off-Road	0.0149	0.0647	0.6016	1.2200e-003		1.9900e-003	1.9900e-003		1.9900e-003	1.9900e-003	0.0000	106.7998	106.7998	0.0345	0.0000	107.6634
Total	0.0149	0.0647	0.6016	1.2200e-003	0.1227	1.9900e-003	0.1246	0.0309	1.9900e-003	0.0329	0.0000	106.7998	106.7998	0.0345	0.0000	107.6634

Merrill Commerce Center (Phase A Construction - Mitigated) - San Bernardino-South Coast County, Annual

3.4 Grading - 2020**Mitigated Construction Off-Site**

	ROG	NOx	CO	SO2	Fugitive PM10	Exhaust PM10	PM10 Total	Fugitive PM2.5	Exhaust PM2.5	PM2.5 Total	Bio- CO2	NBio- CO2	Total CO2	CH4	N2O	CO2e
Category	tons/yr										MT/yr					
Hauling	0.0000	0.0000	0.0000	0.0000	0.0000	0.0000	0.0000	0.0000	0.0000	0.0000	0.0000	0.0000	0.0000	0.0000	0.0000	0.0000
Vendor	0.0000	0.0000	0.0000	0.0000	0.0000	0.0000	0.0000	0.0000	0.0000	0.0000	0.0000	0.0000	0.0000	0.0000	0.0000	0.0000
Worker	1.6800e-003	1.3200e-003	0.0132	4.0000e-005	3.7300e-003	2.0000e-005	3.7500e-003	9.9000e-004	2.0000e-005	1.0100e-003	0.0000	3.1954	3.1954	1.0000e-004	0.0000	3.1978
Total	1.6800e-003	1.3200e-003	0.0132	4.0000e-005	3.7300e-003	2.0000e-005	3.7500e-003	9.9000e-004	2.0000e-005	1.0100e-003	0.0000	3.1954	3.1954	1.0000e-004	0.0000	3.1978

3.4 Grading - 2021**Unmitigated Construction On-Site**

	ROG	NOx	CO	SO2	Fugitive PM10	Exhaust PM10	PM10 Total	Fugitive PM2.5	Exhaust PM2.5	PM2.5 Total	Bio- CO2	NBio- CO2	Total CO2	CH4	N2O	CO2e
Category	tons/yr										MT/yr					
Fugitive Dust					0.4108	0.0000	0.4108	0.1321	0.0000	0.1321	0.0000	0.0000	0.0000	0.0000	0.0000	0.0000
Off-Road	0.1623	1.8660	1.0305	2.3600e-003		0.0754	0.0754		0.0694	0.0694	0.0000	207.3434	207.3434	0.0671	0.0000	209.0198
Total	0.1623	1.8660	1.0305	2.3600e-003	0.4108	0.0754	0.4863	0.1321	0.0694	0.2016	0.0000	207.3434	207.3434	0.0671	0.0000	209.0198

Merrill Commerce Center (Phase A Construction - Mitigated) - San Bernardino-South Coast County, Annual

3.4 Grading - 2021**Unmitigated Construction Off-Site**

	ROG	NOx	CO	SO2	Fugitive PM10	Exhaust PM10	PM10 Total	Fugitive PM2.5	Exhaust PM2.5	PM2.5 Total	Bio- CO2	NBio- CO2	Total CO2	CH4	N2O	CO2e
Category	tons/yr										MT/yr					
Hauling	0.0000	0.0000	0.0000	0.0000	0.0000	0.0000	0.0000	0.0000	0.0000	0.0000	0.0000	0.0000	0.0000	0.0000	0.0000	0.0000
Vendor	0.0000	0.0000	0.0000	0.0000	0.0000	0.0000	0.0000	0.0000	0.0000	0.0000	0.0000	0.0000	0.0000	0.0000	0.0000	0.0000
Worker	3.0400e-003	2.3000e-003	0.0235	7.0000e-005	7.2400e-003	5.0000e-005	7.2800e-003	1.9200e-003	4.0000e-005	1.9700e-003	0.0000	6.0053	6.0053	1.7000e-004	0.0000	6.0096
Total	3.0400e-003	2.3000e-003	0.0235	7.0000e-005	7.2400e-003	5.0000e-005	7.2800e-003	1.9200e-003	4.0000e-005	1.9700e-003	0.0000	6.0053	6.0053	1.7000e-004	0.0000	6.0096

Mitigated Construction On-Site

	ROG	NOx	CO	SO2	Fugitive PM10	Exhaust PM10	PM10 Total	Fugitive PM2.5	Exhaust PM2.5	PM2.5 Total	Bio- CO2	NBio- CO2	Total CO2	CH4	N2O	CO2e
Category	tons/yr										MT/yr					
Fugitive Dust					0.1602	0.0000	0.1602	0.0515	0.0000	0.0515	0.0000	0.0000	0.0000	0.0000	0.0000	0.0000
Off-Road	0.0290	0.1256	1.1678	2.3600e-003		3.8700e-003	3.8700e-003		3.8700e-003	3.8700e-003	0.0000	207.3431	207.3431	0.0671	0.0000	209.0196
Total	0.0290	0.1256	1.1678	2.3600e-003	0.1602	3.8700e-003	0.1641	0.0515	3.8700e-003	0.0554	0.0000	207.3431	207.3431	0.0671	0.0000	209.0196

Merrill Commerce Center (Phase A Construction - Mitigated) - San Bernardino-South Coast County, Annual

3.4 Grading - 2021**Mitigated Construction Off-Site**

	ROG	NOx	CO	SO2	Fugitive PM10	Exhaust PM10	PM10 Total	Fugitive PM2.5	Exhaust PM2.5	PM2.5 Total	Bio- CO2	NBio- CO2	Total CO2	CH4	N2O	CO2e
Category	tons/yr										MT/yr					
Hauling	0.0000	0.0000	0.0000	0.0000	0.0000	0.0000	0.0000	0.0000	0.0000	0.0000	0.0000	0.0000	0.0000	0.0000	0.0000	0.0000
Vendor	0.0000	0.0000	0.0000	0.0000	0.0000	0.0000	0.0000	0.0000	0.0000	0.0000	0.0000	0.0000	0.0000	0.0000	0.0000	0.0000
Worker	3.0400e-003	2.3000e-003	0.0235	7.0000e-005	7.2400e-003	5.0000e-005	7.2800e-003	1.9200e-003	4.0000e-005	1.9700e-003	0.0000	6.0053	6.0053	1.7000e-004	0.0000	6.0096
Total	3.0400e-003	2.3000e-003	0.0235	7.0000e-005	7.2400e-003	5.0000e-005	7.2800e-003	1.9200e-003	4.0000e-005	1.9700e-003	0.0000	6.0053	6.0053	1.7000e-004	0.0000	6.0096

3.5 Building Construction - 2021**Unmitigated Construction On-Site**

	ROG	NOx	CO	SO2	Fugitive PM10	Exhaust PM10	PM10 Total	Fugitive PM2.5	Exhaust PM2.5	PM2.5 Total	Bio- CO2	NBio- CO2	Total CO2	CH4	N2O	CO2e
Category	tons/yr										MT/yr					
Off-Road	0.3036	3.3117	1.7740	4.2000e-003		0.1439	0.1439		0.1343	0.1343	0.0000	363.9234	363.9234	0.0991	0.0000	366.4020
Total	0.3036	3.3117	1.7740	4.2000e-003		0.1439	0.1439		0.1343	0.1343	0.0000	363.9234	363.9234	0.0991	0.0000	366.4020

Merrill Commerce Center (Phase A Construction - Mitigated) - San Bernardino-South Coast County, Annual

3.5 Building Construction - 2021**Unmitigated Construction Off-Site**

	ROG	NOx	CO	SO2	Fugitive PM10	Exhaust PM10	PM10 Total	Fugitive PM2.5	Exhaust PM2.5	PM2.5 Total	Bio- CO2	NBio- CO2	Total CO2	CH4	N2O	CO2e
Category	tons/yr										MT/yr					
Hauling	0.0000	0.0000	0.0000	0.0000	0.0000	0.0000	0.0000	0.0000	0.0000	0.0000	0.0000	0.0000	0.0000	0.0000	0.0000	0.0000
Vendor	0.1060	3.8890	0.7913	0.0106	0.2520	6.6900e-003	0.2587	0.0727	6.4000e-003	0.0791	0.0000	1,015.2183	1,015.2183	0.0684	0.0000	1,016.9283
Worker	0.4721	0.3569	3.6547	0.0103	1.1246	7.3300e-003	1.1320	0.2987	6.7500e-003	0.3055	0.0000	933.2849	933.2849	0.0261	0.0000	933.9380
Total	0.5781	4.2459	4.4460	0.0209	1.3767	0.0140	1.3907	0.3714	0.0132	0.3846	0.0000	1,948.5032	1,948.5032	0.0945	0.0000	1,950.8663

Mitigated Construction On-Site

	ROG	NOx	CO	SO2	Fugitive PM10	Exhaust PM10	PM10 Total	Fugitive PM2.5	Exhaust PM2.5	PM2.5 Total	Bio- CO2	NBio- CO2	Total CO2	CH4	N2O	CO2e
Category	tons/yr										MT/yr					
Off-Road	0.0513	0.3018	2.1692	4.2000e-003		6.5600e-003	6.5600e-003		6.5600e-003	6.5600e-003	0.0000	363.9230	363.9230	0.0991	0.0000	366.4016
Total	0.0513	0.3018	2.1692	4.2000e-003		6.5600e-003	6.5600e-003		6.5600e-003	6.5600e-003	0.0000	363.9230	363.9230	0.0991	0.0000	366.4016

Merrill Commerce Center (Phase A Construction - Mitigated) - San Bernardino-South Coast County, Annual

3.5 Building Construction - 2021**Mitigated Construction Off-Site**

	ROG	NOx	CO	SO2	Fugitive PM10	Exhaust PM10	PM10 Total	Fugitive PM2.5	Exhaust PM2.5	PM2.5 Total	Bio- CO2	NBio- CO2	Total CO2	CH4	N2O	CO2e
Category	tons/yr										MT/yr					
Hauling	0.0000	0.0000	0.0000	0.0000	0.0000	0.0000	0.0000	0.0000	0.0000	0.0000	0.0000	0.0000	0.0000	0.0000	0.0000	0.0000
Vendor	0.1060	3.8890	0.7913	0.0106	0.2520	6.6900e-003	0.2587	0.0727	6.4000e-003	0.0791	0.0000	1,015.2183	1,015.2183	0.0684	0.0000	1,016.9283
Worker	0.4721	0.3569	3.6547	0.0103	1.1246	7.3300e-003	1.1320	0.2987	6.7500e-003	0.3055	0.0000	933.2849	933.2849	0.0261	0.0000	933.9380
Total	0.5781	4.2459	4.4460	0.0209	1.3767	0.0140	1.3907	0.3714	0.0132	0.3846	0.0000	1,948.5032	1,948.5032	0.0945	0.0000	1,950.8663

3.5 Building Construction - 2022**Unmitigated Construction On-Site**

	ROG	NOx	CO	SO2	Fugitive PM10	Exhaust PM10	PM10 Total	Fugitive PM2.5	Exhaust PM2.5	PM2.5 Total	Bio- CO2	NBio- CO2	Total CO2	CH4	N2O	CO2e
Category	tons/yr										MT/yr					
Off-Road	0.3565	3.7949	2.2529	5.4800e-003		0.1625	0.1625		0.1516	0.1516	0.0000	475.4490	475.4490	0.1290	0.0000	478.6740
Total	0.3565	3.7949	2.2529	5.4800e-003		0.1625	0.1625		0.1516	0.1516	0.0000	475.4490	475.4490	0.1290	0.0000	478.6740

Merrill Commerce Center (Phase A Construction - Mitigated) - San Bernardino-South Coast County, Annual

3.5 Building Construction - 2022**Unmitigated Construction Off-Site**

	ROG	NOx	CO	SO2	Fugitive PM10	Exhaust PM10	PM10 Total	Fugitive PM2.5	Exhaust PM2.5	PM2.5 Total	Bio- CO2	NBio- CO2	Total CO2	CH4	N2O	CO2e
Category	tons/yr										MT/yr					
Hauling	0.0000	0.0000	0.0000	0.0000	0.0000	0.0000	0.0000	0.0000	0.0000	0.0000	0.0000	0.0000	0.0000	0.0000	0.0000	0.0000
Vendor	0.1292	4.8166	0.9581	0.0138	0.3296	7.3500e-003	0.3369	0.0951	7.0300e-003	0.1022	0.0000	1,316.7782	1,316.7782	0.0864	0.0000	1,318.9379
Worker	0.5772	0.4195	4.3828	0.0130	1.4707	9.3100e-003	1.4800	0.3906	8.5700e-003	0.3992	0.0000	1,176.4730	1,176.4730	0.0306	0.0000	1,177.2391
Total	0.7064	5.2361	5.3409	0.0268	1.8003	0.0167	1.8169	0.4857	0.0156	0.5013	0.0000	2,493.2512	2,493.2512	0.1170	0.0000	2,496.1770

Mitigated Construction On-Site

	ROG	NOx	CO	SO2	Fugitive PM10	Exhaust PM10	PM10 Total	Fugitive PM2.5	Exhaust PM2.5	PM2.5 Total	Bio- CO2	NBio- CO2	Total CO2	CH4	N2O	CO2e
Category	tons/yr										MT/yr					
Off-Road	0.0671	0.3946	2.8367	5.4800e-003		8.5800e-003	8.5800e-003		8.5800e-003	8.5800e-003	0.0000	475.4485	475.4485	0.1290	0.0000	478.6734
Total	0.0671	0.3946	2.8367	5.4800e-003		8.5800e-003	8.5800e-003		8.5800e-003	8.5800e-003	0.0000	475.4485	475.4485	0.1290	0.0000	478.6734

Merrill Commerce Center (Phase A Construction - Mitigated) - San Bernardino-South Coast County, Annual

3.5 Building Construction - 2022**Mitigated Construction Off-Site**

	ROG	NOx	CO	SO2	Fugitive PM10	Exhaust PM10	PM10 Total	Fugitive PM2.5	Exhaust PM2.5	PM2.5 Total	Bio- CO2	NBio- CO2	Total CO2	CH4	N2O	CO2e
Category	tons/yr										MT/yr					
Hauling	0.0000	0.0000	0.0000	0.0000	0.0000	0.0000	0.0000	0.0000	0.0000	0.0000	0.0000	0.0000	0.0000	0.0000	0.0000	0.0000
Vendor	0.1292	4.8166	0.9581	0.0138	0.3296	7.3500e-003	0.3369	0.0951	7.0300e-003	0.1022	0.0000	1,316.7782	1,316.7782	0.0864	0.0000	1,318.9379
Worker	0.5772	0.4195	4.3828	0.0130	1.4707	9.3100e-003	1.4800	0.3906	8.5700e-003	0.3992	0.0000	1,176.4730	1,176.4730	0.0306	0.0000	1,177.2391
Total	0.7064	5.2361	5.3409	0.0268	1.8003	0.0167	1.8169	0.4857	0.0156	0.5013	0.0000	2,493.2512	2,493.2512	0.1170	0.0000	2,496.1770

3.6 Paving - 2022**Unmitigated Construction On-Site**

	ROG	NOx	CO	SO2	Fugitive PM10	Exhaust PM10	PM10 Total	Fugitive PM2.5	Exhaust PM2.5	PM2.5 Total	Bio- CO2	NBio- CO2	Total CO2	CH4	N2O	CO2e
Category	tons/yr										MT/yr					
Off-Road	0.0607	0.6119	0.8019	1.2500e-003		0.0312	0.0312		0.0287	0.0287	0.0000	110.1516	110.1516	0.0356	0.0000	111.0422
Paving	9.7300e-003					0.0000	0.0000		0.0000	0.0000	0.0000	0.0000	0.0000	0.0000	0.0000	0.0000
Total	0.0704	0.6119	0.8019	1.2500e-003		0.0312	0.0312		0.0287	0.0287	0.0000	110.1516	110.1516	0.0356	0.0000	111.0422

Merrill Commerce Center (Phase A Construction - Mitigated) - San Bernardino-South Coast County, Annual

3.6 Paving - 2022**Unmitigated Construction Off-Site**

	ROG	NOx	CO	SO2	Fugitive PM10	Exhaust PM10	PM10 Total	Fugitive PM2.5	Exhaust PM2.5	PM2.5 Total	Bio- CO2	NBio- CO2	Total CO2	CH4	N2O	CO2e
Category	tons/yr										MT/yr					
Hauling	0.0000	0.0000	0.0000	0.0000	0.0000	0.0000	0.0000	0.0000	0.0000	0.0000	0.0000	0.0000	0.0000	0.0000	0.0000	0.0000
Vendor	0.0000	0.0000	0.0000	0.0000	0.0000	0.0000	0.0000	0.0000	0.0000	0.0000	0.0000	0.0000	0.0000	0.0000	0.0000	0.0000
Worker	3.5500e-003	2.5800e-003	0.0270	8.0000e-005	9.0500e-003	6.0000e-005	9.1000e-003	2.4000e-003	5.0000e-005	2.4600e-003	0.0000	7.2362	7.2362	1.9000e-004	0.0000	7.2409
Total	3.5500e-003	2.5800e-003	0.0270	8.0000e-005	9.0500e-003	6.0000e-005	9.1000e-003	2.4000e-003	5.0000e-005	2.4600e-003	0.0000	7.2362	7.2362	1.9000e-004	0.0000	7.2409

Mitigated Construction On-Site

	ROG	NOx	CO	SO2	Fugitive PM10	Exhaust PM10	PM10 Total	Fugitive PM2.5	Exhaust PM2.5	PM2.5 Total	Bio- CO2	NBio- CO2	Total CO2	CH4	N2O	CO2e
Category	tons/yr										MT/yr					
Off-Road	0.0154	0.0669	0.9513	1.2500e-003		2.0600e-003	2.0600e-003		2.0600e-003	2.0600e-003	0.0000	110.1514	110.1514	0.0356	0.0000	111.0421
Paving	9.7300e-003					0.0000	0.0000		0.0000	0.0000	0.0000	0.0000	0.0000	0.0000	0.0000	0.0000
Total	0.0252	0.0669	0.9513	1.2500e-003		2.0600e-003	2.0600e-003		2.0600e-003	2.0600e-003	0.0000	110.1514	110.1514	0.0356	0.0000	111.0421

Merrill Commcerce Center (Phase A Construction - Mitigated) - San Bernardino-South Coast County, Annual

3.6 Paving - 2022**Mitigated Construction Off-Site**

	ROG	NOx	CO	SO2	Fugitive PM10	Exhaust PM10	PM10 Total	Fugitive PM2.5	Exhaust PM2.5	PM2.5 Total	Bio- CO2	NBio- CO2	Total CO2	CH4	N2O	CO2e
Category	tons/yr										MT/yr					
Hauling	0.0000	0.0000	0.0000	0.0000	0.0000	0.0000	0.0000	0.0000	0.0000	0.0000	0.0000	0.0000	0.0000	0.0000	0.0000	0.0000
Vendor	0.0000	0.0000	0.0000	0.0000	0.0000	0.0000	0.0000	0.0000	0.0000	0.0000	0.0000	0.0000	0.0000	0.0000	0.0000	0.0000
Worker	3.5500e-003	2.5800e-003	0.0270	8.0000e-005	9.0500e-003	6.0000e-005	9.1000e-003	2.4000e-003	5.0000e-005	2.4600e-003	0.0000	7.2362	7.2362	1.9000e-004	0.0000	7.2409
Total	3.5500e-003	2.5800e-003	0.0270	8.0000e-005	9.0500e-003	6.0000e-005	9.1000e-003	2.4000e-003	5.0000e-005	2.4600e-003	0.0000	7.2362	7.2362	1.9000e-004	0.0000	7.2409

3.7 Architectural Coating - 2022**Unmitigated Construction On-Site**

	ROG	NOx	CO	SO2	Fugitive PM10	Exhaust PM10	PM10 Total	Fugitive PM2.5	Exhaust PM2.5	PM2.5 Total	Bio- CO2	NBio- CO2	Total CO2	CH4	N2O	CO2e
Category	tons/yr										MT/yr					
Archit. Coating	1.0149					0.0000	0.0000		0.0000	0.0000	0.0000	0.0000	0.0000	0.0000	0.0000	0.0000
Off-Road	0.0150	0.1033	0.1330	2.2000e-004		5.9900e-003	5.9900e-003		5.9900e-003	5.9900e-003	0.0000	18.7239	18.7239	1.2200e-003	0.0000	18.7543
Total	1.0299	0.1033	0.1330	2.2000e-004		5.9900e-003	5.9900e-003		5.9900e-003	5.9900e-003	0.0000	18.7239	18.7239	1.2200e-003	0.0000	18.7543

Merrill Commerce Center (Phase A Construction - Mitigated) - San Bernardino-South Coast County, Annual

3.7 Architectural Coating - 2022**Unmitigated Construction Off-Site**

	ROG	NOx	CO	SO2	Fugitive PM10	Exhaust PM10	PM10 Total	Fugitive PM2.5	Exhaust PM2.5	PM2.5 Total	Bio- CO2	NBio- CO2	Total CO2	CH4	N2O	CO2e
Category	tons/yr										MT/yr					
Hauling	0.0000	0.0000	0.0000	0.0000	0.0000	0.0000	0.0000	0.0000	0.0000	0.0000	0.0000	0.0000	0.0000	0.0000	0.0000	0.0000
Vendor	0.0000	0.0000	0.0000	0.0000	0.0000	0.0000	0.0000	0.0000	0.0000	0.0000	0.0000	0.0000	0.0000	0.0000	0.0000	0.0000
Worker	0.0497	0.0361	0.3774	1.1200e-003	0.1266	8.0000e-004	0.1274	0.0336	7.4000e-004	0.0344	0.0000	101.3067	101.3067	2.6400e-003	0.0000	101.3726
Total	0.0497	0.0361	0.3774	1.1200e-003	0.1266	8.0000e-004	0.1274	0.0336	7.4000e-004	0.0344	0.0000	101.3067	101.3067	2.6400e-003	0.0000	101.3726

Mitigated Construction On-Site

	ROG	NOx	CO	SO2	Fugitive PM10	Exhaust PM10	PM10 Total	Fugitive PM2.5	Exhaust PM2.5	PM2.5 Total	Bio- CO2	NBio- CO2	Total CO2	CH4	N2O	CO2e
Category	tons/yr										MT/yr					
Archit. Coating	1.0149					0.0000	0.0000		0.0000	0.0000	0.0000	0.0000	0.0000	0.0000	0.0000	0.0000
Off-Road	2.1800e-003	9.4400e-003	0.1344	2.2000e-004		2.9000e-004	2.9000e-004		2.9000e-004	2.9000e-004	0.0000	18.7238	18.7238	1.2200e-003	0.0000	18.7543
Total	1.0171	9.4400e-003	0.1344	2.2000e-004		2.9000e-004	2.9000e-004		2.9000e-004	2.9000e-004	0.0000	18.7238	18.7238	1.2200e-003	0.0000	18.7543

Merrill Commerce Center (Phase A Construction - Mitigated) - San Bernardino-South Coast County, Annual

3.7 Architectural Coating - 2022**Mitigated Construction Off-Site**

	ROG	NOx	CO	SO2	Fugitive PM10	Exhaust PM10	PM10 Total	Fugitive PM2.5	Exhaust PM2.5	PM2.5 Total	Bio- CO2	NBio- CO2	Total CO2	CH4	N2O	CO2e
Category	tons/yr										MT/yr					
Hauling	0.0000	0.0000	0.0000	0.0000	0.0000	0.0000	0.0000	0.0000	0.0000	0.0000	0.0000	0.0000	0.0000	0.0000	0.0000	0.0000
Vendor	0.0000	0.0000	0.0000	0.0000	0.0000	0.0000	0.0000	0.0000	0.0000	0.0000	0.0000	0.0000	0.0000	0.0000	0.0000	0.0000
Worker	0.0497	0.0361	0.3774	1.1200e-003	0.1266	8.0000e-004	0.1274	0.0336	7.4000e-004	0.0344	0.0000	101.3067	101.3067	2.6400e-003	0.0000	101.3726
Total	0.0497	0.0361	0.3774	1.1200e-003	0.1266	8.0000e-004	0.1274	0.0336	7.4000e-004	0.0344	0.0000	101.3067	101.3067	2.6400e-003	0.0000	101.3726

4.0 Operational Detail - Mobile**4.1 Mitigation Measures Mobile**

Merrill Commerce Center (Phase A Construction - Mitigated) - San Bernardino-South Coast County, Annual

	ROG	NOx	CO	SO2	Fugitive PM10	Exhaust PM10	PM10 Total	Fugitive PM2.5	Exhaust PM2.5	PM2.5 Total	Bio- CO2	NBio- CO2	Total CO2	CH4	N2O	CO2e
Category	tons/yr										MT/yr					
Mitigated	0.0000	0.0000	0.0000	0.0000	0.0000	0.0000	0.0000	0.0000	0.0000	0.0000	0.0000	0.0000	0.0000	0.0000	0.0000	0.0000
Unmitigated	0.0000	0.0000	0.0000	0.0000	0.0000	0.0000	0.0000	0.0000	0.0000	0.0000	0.0000	0.0000	0.0000	0.0000	0.0000	0.0000

4.2 Trip Summary Information

Land Use	Average Daily Trip Rate			Unmitigated	Mitigated
	Weekday	Saturday	Sunday	Annual VMT	Annual VMT
Other Asphalt Surfaces	0.00	0.00	0.00		
Warehouse-No Rail	0.00	0.00	0.00		
Total	0.00	0.00	0.00		

4.3 Trip Type Information

Land Use	Miles			Trip %			Trip Purpose %		
	H-W or C-W	H-S or C-C	H-O or C-NW	H-W or C-W	H-S or C-C	H-O or C-NW	Primary	Diverted	Pass-by
Other Asphalt Surfaces	0.00	0.00	0.00	0.00	0.00	0.00	0	0	0
Warehouse-No Rail	0.00	0.00	0.00	0.00	0.00	0.00	0	0	0

4.4 Fleet Mix

Land Use	LDA	LDT1	LDT2	MDV	LHD1	LHD2	MHD	HHD	OBUS	UBUS	MCY	SBUS	MH
Other Asphalt Surfaces	0.553113	0.036408	0.180286	0.116335	0.016165	0.005101	0.018218	0.063797	0.001357	0.001565	0.005903	0.000808	0.000944
Warehouse-No Rail	0.553113	0.036408	0.180286	0.116335	0.016165	0.005101	0.018218	0.063797	0.001357	0.001565	0.005903	0.000808	0.000944

Merrill Commerce Center (Phase A Construction - Mitigated) - San Bernardino-South Coast County, Annual

5.0 Energy Detail

Historical Energy Use: N

5.1 Mitigation Measures Energy

[illegible]

Merrill Commerce Center (Phase A Construction - Mitigated) - San Bernardino-South Coast County, Annual

5.2 Energy by Land Use - NaturalGas

Unmitigated

[illegible]

Mitigated

[illegible]

Merrill Commcerce Center (Phase A Construction - Mitigated) - San Bernardino-South Coast County, Annual

5.3 Energy by Land Use - Electricity**Unmitigated**

	Electricity Use	Total CO2	CH4	N2O	CO2e
Land Use	kWh/yr	MT/yr			
Other Asphalt Surfaces	0	0.0000	0.0000	0.0000	0.0000
Warehouse-No Rail	0	0.0000	0.0000	0.0000	0.0000
Total		0.0000	0.0000	0.0000	0.0000

Mitigated

	Electricity Use	Total CO2	CH4	N2O	CO2e
Land Use	kWh/yr	MT/yr			
Other Asphalt Surfaces	0	0.0000	0.0000	0.0000	0.0000
Warehouse-No Rail	0	0.0000	0.0000	0.0000	0.0000
Total		0.0000	0.0000	0.0000	0.0000

6.0 Area Detail**6.1 Mitigation Measures Area**

Merrill Commerce Center (Phase A Construction - Mitigated) - San Bernardino-South Coast County, Annual

	ROG	NOx	CO	SO2	Fugitive PM10	Exhaust PM10	PM10 Total	Fugitive PM2.5	Exhaust PM2.5	PM2.5 Total	Bio- CO2	NBio- CO2	Total CO2	CH4	N2O	CO2e
Category	tons/yr										MT/yr					
Mitigated	8.9159	2.6000e-004	0.0280	0.0000		1.0000e-004	1.0000e-004		1.0000e-004	1.0000e-004	0.0000	0.0543	0.0543	1.4000e-004	0.0000	0.0579
Unmitigated	8.9159	2.6000e-004	0.0280	0.0000		1.0000e-004	1.0000e-004		1.0000e-004	1.0000e-004	0.0000	0.0543	0.0543	1.4000e-004	0.0000	0.0579

6.2 Area by SubCategory

Unmitigated

	ROG	NOx	CO	SO2	Fugitive PM10	Exhaust PM10	PM10 Total	Fugitive PM2.5	Exhaust PM2.5	PM2.5 Total	Bio- CO2	NBio- CO2	Total CO2	CH4	N2O	CO2e
SubCategory	tons/yr										MT/yr					
Architectural Coating	1.0149					0.0000	0.0000		0.0000	0.0000	0.0000	0.0000	0.0000	0.0000	0.0000	0.0000
Consumer Products	7.8984					0.0000	0.0000		0.0000	0.0000	0.0000	0.0000	0.0000	0.0000	0.0000	0.0000
Landscaping	2.6000e-003	2.6000e-004	0.0280	0.0000		1.0000e-004	1.0000e-004		1.0000e-004	1.0000e-004	0.0000	0.0543	0.0543	1.4000e-004	0.0000	0.0579
Total	8.9159	2.6000e-004	0.0280	0.0000		1.0000e-004	1.0000e-004		1.0000e-004	1.0000e-004	0.0000	0.0543	0.0543	1.4000e-004	0.0000	0.0579

Merrill Commerce Center (Phase A Construction - Mitigated) - San Bernardino-South Coast County, Annual

6.2 Area by SubCategory**Mitigated**

	ROG	NOx	CO	SO2	Fugitive PM10	Exhaust PM10	PM10 Total	Fugitive PM2.5	Exhaust PM2.5	PM2.5 Total	Bio- CO2	NBio- CO2	Total CO2	CH4	N2O	CO2e
SubCategory	tons/yr										MT/yr					
Architectural Coating	1.0149					0.0000	0.0000		0.0000	0.0000	0.0000	0.0000	0.0000	0.0000	0.0000	0.0000
Consumer Products	7.8984					0.0000	0.0000		0.0000	0.0000	0.0000	0.0000	0.0000	0.0000	0.0000	0.0000
Landscaping	2.6000e-003	2.6000e-004	0.0280	0.0000		1.0000e-004	1.0000e-004		1.0000e-004	1.0000e-004	0.0000	0.0543	0.0543	1.4000e-004	0.0000	0.0579
Total	8.9159	2.6000e-004	0.0280	0.0000		1.0000e-004	1.0000e-004		1.0000e-004	1.0000e-004	0.0000	0.0543	0.0543	1.4000e-004	0.0000	0.0579

7.0 Water Detail**7.1 Mitigation Measures Water**

Merrill Commerce Center (Phase A Construction - Mitigated) - San Bernardino-South Coast County, Annual

	Total CO2	CH4	N2O	CO2e
Category	MT/yr			
Mitigated	0.0000	0.0000	0.0000	0.0000
Unmitigated	0.0000	0.0000	0.0000	0.0000

7.2 Water by Land Use

Unmitigated

	Indoor/Outdoor Use	Total CO2	CH4	N2O	CO2e
Land Use	Mgal	MT/yr			
Other Asphalt Surfaces	0 / 0	0.0000	0.0000	0.0000	0.0000
Warehouse-No Rail	0 / 0	0.0000	0.0000	0.0000	0.0000
Total		0.0000	0.0000	0.0000	0.0000

Merrill Commerce Center (Phase A Construction - Mitigated) - San Bernardino-South Coast County, Annual

7.2 Water by Land Use**Mitigated**

	Indoor/Outdoor Use	Total CO2	CH4	N2O	CO2e
Land Use	Mgal	MT/yr			
Other Asphalt Surfaces	0 / 0	0.0000	0.0000	0.0000	0.0000
Warehouse-No Rail	0 / 0	0.0000	0.0000	0.0000	0.0000
Total		0.0000	0.0000	0.0000	0.0000

8.0 Waste Detail**8.1 Mitigation Measures Waste****Category/Year**

	Total CO2	CH4	N2O	CO2e
	MT/yr			
Mitigated	0.0000	0.0000	0.0000	0.0000
Unmitigated	0.0000	0.0000	0.0000	0.0000

Merrill Commcerce Center (Phase A Construction - Mitigated) - San Bernardino-South Coast County, Annual

8.2 Waste by Land Use**Unmitigated**

	Waste Disposed	Total CO2	CH4	N2O	CO2e
Land Use	tons	MT/yr			
Other Asphalt Surfaces	0	0.0000	0.0000	0.0000	0.0000
Warehouse-No Rail	0	0.0000	0.0000	0.0000	0.0000
Total		0.0000	0.0000	0.0000	0.0000

Mitigated

	Waste Disposed	Total CO2	CH4	N2O	CO2e
Land Use	tons	MT/yr			
Other Asphalt Surfaces	0	0.0000	0.0000	0.0000	0.0000
Warehouse-No Rail	0	0.0000	0.0000	0.0000	0.0000
Total		0.0000	0.0000	0.0000	0.0000

9.0 Operational Offroad

Equipment Type	Number	Hours/Day	Days/Year	Horse Power	Load Factor	Fuel Type
----------------	--------	-----------	-----------	-------------	-------------	-----------

Merrill Commcerce Center (Phase A Construction - Mitigated) - San Bernardino-South Coast County, Annual

10.0 Stationary Equipment

Fire Pumps and Emergency Generators

Equipment Type	Number	Hours/Day	Hours/Year	Horse Power	Load Factor	Fuel Type
----------------	--------	-----------	------------	-------------	-------------	-----------

Boilers

Equipment Type	Number	Heat Input/Day	Heat Input/Year	Boiler Rating	Fuel Type
----------------	--------	----------------	-----------------	---------------	-----------

User Defined Equipment

Equipment Type	Number
----------------	--------

11.0 Vegetation

Merrill Commerce Center (Phase A Construction - Mitigated) - San Bernardino-South Coast County, Summer

Merrill Commerce Center (Phase A Construction - Mitigated)
San Bernardino-South Coast County, Summer

1.0 Project Characteristics

1.1 Land Usage

Land Uses	Size	Metric	Lot Acreage	Floor Surface Area	Population
Warehouse-No Rail	2,180.00	1000sqft	91.00	2,180,000.00	0
Other Asphalt Surfaces	7.43	Acre	7.43	323,650.80	0

1.2 Other Project Characteristics

Urbanization	Urban	Wind Speed (m/s)	2.2	Precipitation Freq (Days)	32
Climate Zone	10			Operational Year	2022
Utility Company	Southern California Edison				
CO2 Intensity (lb/MWhr)	702.44	CH4 Intensity (lb/MWhr)	0.029	N2O Intensity (lb/MWhr)	0.006

1.3 User Entered Comments & Non-Default Data

Merrill Commerce Center (Phase A Construction - Mitigated) - San Bernardino-South Coast County, Summer

Project Characteristics -

Land Use - PA4=31.1 acres; PA5 = 59.9 acres; Right-of-Way Dedications (ROWD) = 7.43 acres (total ROWD is 28.4 acres, for analytical purposes the ROWD was split proportionally b/wn each Phase)

Construction Phase - Construction Schedule adjusted to meet the 2022 OY.

Off-road Equipment - hours are based on an 8-hour workday.

Off-road Equipment - Crawler Tractors used in lieu of Tractors/Loaders/Backhoes.

Off-road Equipment - Crawler Tractors used in lieu of Tractors/Loaders/Backhoes.

Off-road Equipment -

Off-road Equipment - Crawler Tractors used in lieu of Tractors/Loaders/Backhoes.

Demolition -

Grading - For purposes of analysis, total acres graded per day is based on the equipment specific grading rates (CalEEMod Appendix A) and the equipment list.

Architectural Coating - The Project shall utilize "Super-Compliant" low VOC paints. Super-Compliant low VOC paints shall be no more than 10g/L of VOC.

Vehicle Trips - Construction Run Only.

Energy Use - Construction Run Only.

Water And Wastewater - Construction Run Only.

Solid Waste - Construction Run Only.

Construction Off-road Equipment Mitigation - All construction equipment shall comply with EPA/CARB Tier 4 emissions standards

Vehicle Emission Factors - EMFAC2017

Vehicle Emission Factors - EMFAC2017

Vehicle Emission Factors - EMFAC2017

Table Name	Column Name	Default Value	New Value
tblArchitecturalCoating	EF_Nonresidential_Exterior	100.00	10.00
tblArchitecturalCoating	EF_Nonresidential_Interior	100.00	10.00
tblArchitecturalCoating	EF_Parking	100.00	10.00
tblConstEquipMitigation	NumberOfEquipmentMitigated	0.00	1.00
tblConstEquipMitigation	NumberOfEquipmentMitigated	0.00	1.00
tblConstEquipMitigation	NumberOfEquipmentMitigated	0.00	1.00

Merrill Commerce Center (Phase A Construction - Mitigated) - San Bernardino-South Coast County, Summer

tblConstEquipMitigation	NumberOfEquipmentMitigated	0.00	9.00
tblConstEquipMitigation	NumberOfEquipmentMitigated	0.00	5.00
tblConstEquipMitigation	NumberOfEquipmentMitigated	0.00	3.00
tblConstEquipMitigation	NumberOfEquipmentMitigated	0.00	1.00
tblConstEquipMitigation	NumberOfEquipmentMitigated	0.00	1.00
tblConstEquipMitigation	NumberOfEquipmentMitigated	0.00	2.00
tblConstEquipMitigation	NumberOfEquipmentMitigated	0.00	2.00
tblConstEquipMitigation	NumberOfEquipmentMitigated	0.00	2.00
tblConstEquipMitigation	NumberOfEquipmentMitigated	0.00	6.00
tblConstEquipMitigation	NumberOfEquipmentMitigated	0.00	2.00
tblConstEquipMitigation	NumberOfEquipmentMitigated	0.00	1.00
tblConstEquipMitigation	Tier	No Change	Tier 4 Final
tblConstEquipMitigation	Tier	No Change	Tier 4 Final
tblConstEquipMitigation	Tier	No Change	Tier 4 Final
tblConstEquipMitigation	Tier	No Change	Tier 4 Final
tblConstEquipMitigation	Tier	No Change	Tier 4 Final
tblConstEquipMitigation	Tier	No Change	Tier 4 Final
tblConstEquipMitigation	Tier	No Change	Tier 4 Final
tblConstEquipMitigation	Tier	No Change	Tier 4 Final
tblConstEquipMitigation	Tier	No Change	Tier 4 Final
tblConstEquipMitigation	Tier	No Change	Tier 4 Final
tblConstEquipMitigation	Tier	No Change	Tier 4 Final
tblConstEquipMitigation	Tier	No Change	Tier 4 Final
tblConstEquipMitigation	Tier	No Change	Tier 4 Final
tblConstEquipMitigation	Tier	No Change	Tier 4 Final
tblConstructionPhase	NumDays	100.00	60.00
tblConstructionPhase	NumDays	155.00	100.00

Merrill Commcerce Center (Phase A Construction - Mitigated) - San Bernardino-South Coast County, Summer

tblConstructionPhase	NumDays	1,550.00	450.00
tblEnergyUse	LightingElect	1.17	0.00
tblEnergyUse	NT24E	0.82	0.00
tblEnergyUse	NT24NG	0.03	0.00
tblEnergyUse	T24E	0.37	0.00
tblEnergyUse	T24NG	2.00	0.00
tblGrading	AcresOfGrading	350.00	400.00
tblGrading	AcresOfGrading	120.00	210.00
tblLandUse	LotAcreage	50.05	91.00
tblOffRoadEquipment	OffRoadEquipmentUnitAmount	4.00	0.00
tblOffRoadEquipment	OffRoadEquipmentUnitAmount	2.00	0.00
tblOffRoadEquipment	OffRoadEquipmentUnitAmount	3.00	0.00
tblOffRoadEquipment	UsageHours	6.00	8.00
tblOffRoadEquipment	UsageHours	7.00	8.00
tblOffRoadEquipment	UsageHours	7.00	8.00
tblSolidWaste	SolidWasteGenerationRate	2,049.20	0.00
tblVehicleEF	HHD	1.21	0.03
tblVehicleEF	HHD	0.04	0.06
tblVehicleEF	HHD	0.10	0.00
tblVehicleEF	HHD	3.29	8.22
tblVehicleEF	HHD	0.57	0.40
tblVehicleEF	HHD	1.82	2.2600e-003
tblVehicleEF	HHD	6,933.41	1,478.27
tblVehicleEF	HHD	1,475.79	1,372.23
tblVehicleEF	HHD	5.54	0.02
tblVehicleEF	HHD	26.50	7.64
tblVehicleEF	HHD	2.50	2.77

Merrill Commerce Center (Phase A Construction - Mitigated) - San Bernardino-South Coast County, Summer

tblVehicleEF	HHD	9.7780e-003	3.7640e-003
tblVehicleEF	HHD	0.06	0.06
tblVehicleEF	HHD	0.04	0.04
tblVehicleEF	HHD	0.01	0.03
tblVehicleEF	HHD	5.1000e-005	1.0000e-006
tblVehicleEF	HHD	9.3550e-003	3.6010e-003
tblVehicleEF	HHD	0.03	0.03
tblVehicleEF	HHD	8.8810e-003	8.9170e-003
tblVehicleEF	HHD	0.01	0.03
tblVehicleEF	HHD	4.7000e-005	1.0000e-006
tblVehicleEF	HHD	8.5000e-005	3.0000e-006
tblVehicleEF	HHD	3.1910e-003	1.0400e-004
tblVehicleEF	HHD	0.84	0.59
tblVehicleEF	HHD	5.2000e-005	2.0000e-006
tblVehicleEF	HHD	0.08	0.05
tblVehicleEF	HHD	2.1700e-004	5.2200e-004
tblVehicleEF	HHD	0.05	1.0000e-006
tblVehicleEF	HHD	0.07	0.01
tblVehicleEF	HHD	0.01	0.01
tblVehicleEF	HHD	8.6000e-005	0.00
tblVehicleEF	HHD	8.5000e-005	3.0000e-006
tblVehicleEF	HHD	3.1910e-003	1.0400e-004
tblVehicleEF	HHD	0.97	0.67
tblVehicleEF	HHD	5.2000e-005	2.0000e-006
tblVehicleEF	HHD	0.13	0.12
tblVehicleEF	HHD	2.1700e-004	5.2200e-004
tblVehicleEF	HHD	0.06	1.0000e-006

Merrill Commerce Center (Phase A Construction - Mitigated) - San Bernardino-South Coast County, Summer

tblVehicleEF	HHD	1.14	0.03
tblVehicleEF	HHD	0.04	0.06
tblVehicleEF	HHD	0.09	0.00
tblVehicleEF	HHD	2.39	8.07
tblVehicleEF	HHD	0.57	0.40
tblVehicleEF	HHD	1.70	2.1220e-003
tblVehicleEF	HHD	7,345.18	1,469.16
tblVehicleEF	HHD	1,475.79	1,372.23
tblVehicleEF	HHD	5.54	0.02
tblVehicleEF	HHD	27.35	7.37
tblVehicleEF	HHD	2.36	2.60
tblVehicleEF	HHD	8.2750e-003	3.3440e-003
tblVehicleEF	HHD	0.06	0.06
tblVehicleEF	HHD	0.04	0.04
tblVehicleEF	HHD	0.01	0.03
tblVehicleEF	HHD	5.1000e-005	1.0000e-006
tblVehicleEF	HHD	7.9170e-003	3.2000e-003
tblVehicleEF	HHD	0.03	0.03
tblVehicleEF	HHD	8.8810e-003	8.9170e-003
tblVehicleEF	HHD	0.01	0.03
tblVehicleEF	HHD	4.7000e-005	1.0000e-006
tblVehicleEF	HHD	1.6800e-004	7.0000e-006
tblVehicleEF	HHD	3.5970e-003	1.2200e-004
tblVehicleEF	HHD	0.79	0.62
tblVehicleEF	HHD	1.1700e-004	5.0000e-006
tblVehicleEF	HHD	0.08	0.05
tblVehicleEF	HHD	2.2100e-004	5.3900e-004

Merrill Commcerce Center (Phase A Construction - Mitigated) - San Bernardino-South Coast County, Summer

tblVehicleEF	HHD	0.05	1.0000e-006
tblVehicleEF	HHD	0.07	0.01
tblVehicleEF	HHD	0.01	0.01
tblVehicleEF	HHD	8.4000e-005	0.00
tblVehicleEF	HHD	1.6800e-004	7.0000e-006
tblVehicleEF	HHD	3.5970e-003	1.2200e-004
tblVehicleEF	HHD	0.91	0.71
tblVehicleEF	HHD	1.1700e-004	5.0000e-006
tblVehicleEF	HHD	0.13	0.12
tblVehicleEF	HHD	2.2100e-004	5.3900e-004
tblVehicleEF	HHD	0.06	1.0000e-006
tblVehicleEF	HHD	1.31	0.03
tblVehicleEF	HHD	0.04	2.3610e-003
tblVehicleEF	HHD	0.10	0.00
tblVehicleEF	HHD	4.53	8.37
tblVehicleEF	HHD	0.57	0.25
tblVehicleEF	HHD	1.79	2.2320e-003
tblVehicleEF	HHD	6,364.76	1,476.72
tblVehicleEF	HHD	1,475.79	1,332.53
tblVehicleEF	HHD	5.54	0.02
tblVehicleEF	HHD	25.32	7.94
tblVehicleEF	HHD	2.46	2.69
tblVehicleEF	HHD	0.01	4.1670e-003
tblVehicleEF	HHD	0.06	0.06
tblVehicleEF	HHD	0.04	0.04
tblVehicleEF	HHD	0.01	0.03
tblVehicleEF	HHD	5.1000e-005	1.0000e-006

Merrill Commerce Center (Phase A Construction - Mitigated) - San Bernardino-South Coast County, Summer

tblVehicleEF	HHD	0.01	3.9860e-003
tblVehicleEF	HHD	0.03	0.03
tblVehicleEF	HHD	8.8810e-003	8.8160e-003
tblVehicleEF	HHD	0.01	0.03
tblVehicleEF	HHD	4.7000e-005	1.0000e-006
tblVehicleEF	HHD	8.5000e-005	4.0000e-006
tblVehicleEF	HHD	3.4760e-003	1.2300e-004
tblVehicleEF	HHD	0.91	0.54
tblVehicleEF	HHD	5.2000e-005	2.0000e-006
tblVehicleEF	HHD	0.08	0.05
tblVehicleEF	HHD	2.3300e-004	5.4600e-004
tblVehicleEF	HHD	0.05	1.0000e-006
tblVehicleEF	HHD	0.06	0.01
tblVehicleEF	HHD	0.01	0.01
tblVehicleEF	HHD	8.5000e-005	0.00
tblVehicleEF	HHD	8.5000e-005	4.0000e-006
tblVehicleEF	HHD	3.4760e-003	1.2300e-004
tblVehicleEF	HHD	1.05	0.62
tblVehicleEF	HHD	5.2000e-005	2.0000e-006
tblVehicleEF	HHD	0.13	0.06
tblVehicleEF	HHD	2.3300e-004	5.4600e-004
tblVehicleEF	HHD	0.06	1.0000e-006
tblVehicleEF	LDA	4.2030e-003	2.4360e-003
tblVehicleEF	LDA	5.6230e-003	0.05
tblVehicleEF	LDA	0.57	0.65
tblVehicleEF	LDA	1.19	2.16
tblVehicleEF	LDA	251.29	261.47

Merrill Commerce Center (Phase A Construction - Mitigated) - San Bernardino-South Coast County, Summer

tblVehicleEF	LDA	57.15	53.86
tblVehicleEF	LDA	0.05	0.04
tblVehicleEF	LDA	1.6780e-003	1.4470e-003
tblVehicleEF	LDA	2.2790e-003	1.8580e-003
tblVehicleEF	LDA	1.5460e-003	1.3330e-003
tblVehicleEF	LDA	2.0960e-003	1.7080e-003
tblVehicleEF	LDA	0.04	0.06
tblVehicleEF	LDA	0.10	0.10
tblVehicleEF	LDA	0.03	0.05
tblVehicleEF	LDA	0.01	9.3320e-003
tblVehicleEF	LDA	0.03	0.21
tblVehicleEF	LDA	0.08	0.23
tblVehicleEF	LDA	2.5170e-003	2.5870e-003
tblVehicleEF	LDA	5.9200e-004	5.3300e-004
tblVehicleEF	LDA	0.04	0.06
tblVehicleEF	LDA	0.10	0.10
tblVehicleEF	LDA	0.03	0.05
tblVehicleEF	LDA	0.02	0.01
tblVehicleEF	LDA	0.03	0.21
tblVehicleEF	LDA	0.08	0.25
tblVehicleEF	LDA	4.7900e-003	2.7940e-003
tblVehicleEF	LDA	4.6890e-003	0.04
tblVehicleEF	LDA	0.71	0.79
tblVehicleEF	LDA	0.99	1.79
tblVehicleEF	LDA	274.94	285.54
tblVehicleEF	LDA	57.15	53.16
tblVehicleEF	LDA	0.05	0.04

Merrill Commerce Center (Phase A Construction - Mitigated) - San Bernardino-South Coast County, Summer

tblVehicleEF	LDA	1.6780e-003	1.4470e-003
tblVehicleEF	LDA	2.2790e-003	1.8580e-003
tblVehicleEF	LDA	1.5460e-003	1.3330e-003
tblVehicleEF	LDA	2.0960e-003	1.7080e-003
tblVehicleEF	LDA	0.09	0.12
tblVehicleEF	LDA	0.12	0.12
tblVehicleEF	LDA	0.07	0.10
tblVehicleEF	LDA	0.01	0.01
tblVehicleEF	LDA	0.03	0.21
tblVehicleEF	LDA	0.06	0.19
tblVehicleEF	LDA	2.7550e-003	2.8250e-003
tblVehicleEF	LDA	5.8800e-004	5.2600e-004
tblVehicleEF	LDA	0.09	0.12
tblVehicleEF	LDA	0.12	0.12
tblVehicleEF	LDA	0.07	0.10
tblVehicleEF	LDA	0.02	0.02
tblVehicleEF	LDA	0.03	0.21
tblVehicleEF	LDA	0.07	0.21
tblVehicleEF	LDA	4.0860e-003	2.3760e-003
tblVehicleEF	LDA	5.5870e-003	0.05
tblVehicleEF	LDA	0.54	0.61
tblVehicleEF	LDA	1.18	2.12
tblVehicleEF	LDA	245.70	255.84
tblVehicleEF	LDA	57.15	53.80
tblVehicleEF	LDA	0.05	0.04
tblVehicleEF	LDA	1.6780e-003	1.4470e-003
tblVehicleEF	LDA	2.2790e-003	1.8580e-003

Merrill Commcerce Center (Phase A Construction - Mitigated) - San Bernardino-South Coast County, Summer

tblVehicleEF	LDA	1.5460e-003	1.3330e-003
tblVehicleEF	LDA	2.0960e-003	1.7080e-003
tblVehicleEF	LDA	0.05	0.06
tblVehicleEF	LDA	0.11	0.11
tblVehicleEF	LDA	0.03	0.05
tblVehicleEF	LDA	0.01	9.0880e-003
tblVehicleEF	LDA	0.04	0.24
tblVehicleEF	LDA	0.08	0.23
tblVehicleEF	LDA	2.4600e-003	2.5310e-003
tblVehicleEF	LDA	5.9100e-004	5.3200e-004
tblVehicleEF	LDA	0.05	0.06
tblVehicleEF	LDA	0.11	0.11
tblVehicleEF	LDA	0.03	0.05
tblVehicleEF	LDA	0.01	0.01
tblVehicleEF	LDA	0.04	0.24
tblVehicleEF	LDA	0.08	0.25
tblVehicleEF	LDT1	0.01	7.0610e-003
tblVehicleEF	LDT1	0.02	0.08
tblVehicleEF	LDT1	1.54	1.44
tblVehicleEF	LDT1	3.61	2.44
tblVehicleEF	LDT1	313.68	310.02
tblVehicleEF	LDT1	70.93	65.50
tblVehicleEF	LDT1	0.16	0.13
tblVehicleEF	LDT1	2.7050e-003	2.1940e-003
tblVehicleEF	LDT1	3.6920e-003	2.8520e-003
tblVehicleEF	LDT1	2.4910e-003	2.0190e-003
tblVehicleEF	LDT1	3.3960e-003	2.6220e-003

Merrill Commerce Center (Phase A Construction - Mitigated) - San Bernardino-South Coast County, Summer

tblVehicleEF	LDT1	0.18	0.19
tblVehicleEF	LDT1	0.33	0.26
tblVehicleEF	LDT1	0.13	0.13
tblVehicleEF	LDT1	0.03	0.03
tblVehicleEF	LDT1	0.20	0.88
tblVehicleEF	LDT1	0.26	0.43
tblVehicleEF	LDT1	3.1570e-003	3.0680e-003
tblVehicleEF	LDT1	7.7300e-004	6.4800e-004
tblVehicleEF	LDT1	0.18	0.19
tblVehicleEF	LDT1	0.33	0.26
tblVehicleEF	LDT1	0.13	0.13
tblVehicleEF	LDT1	0.05	0.05
tblVehicleEF	LDT1	0.20	0.88
tblVehicleEF	LDT1	0.28	0.48
tblVehicleEF	LDT1	0.02	8.0100e-003
tblVehicleEF	LDT1	0.02	0.07
tblVehicleEF	LDT1	1.85	1.74
tblVehicleEF	LDT1	2.97	2.02
tblVehicleEF	LDT1	341.75	335.16
tblVehicleEF	LDT1	70.93	64.59
tblVehicleEF	LDT1	0.14	0.12
tblVehicleEF	LDT1	2.7050e-003	2.1940e-003
tblVehicleEF	LDT1	3.6920e-003	2.8520e-003
tblVehicleEF	LDT1	2.4910e-003	2.0190e-003
tblVehicleEF	LDT1	3.3960e-003	2.6220e-003
tblVehicleEF	LDT1	0.37	0.40
tblVehicleEF	LDT1	0.41	0.33

Merrill Commcerce Center (Phase A Construction - Mitigated) - San Bernardino-South Coast County, Summer

tblVehicleEF	LDT1	0.27	0.29
tblVehicleEF	LDT1	0.04	0.04
tblVehicleEF	LDT1	0.20	0.88
tblVehicleEF	LDT1	0.21	0.36
tblVehicleEF	LDT1	3.4420e-003	3.3170e-003
tblVehicleEF	LDT1	7.6200e-004	6.3900e-004
tblVehicleEF	LDT1	0.37	0.40
tblVehicleEF	LDT1	0.41	0.33
tblVehicleEF	LDT1	0.27	0.29
tblVehicleEF	LDT1	0.06	0.05
tblVehicleEF	LDT1	0.20	0.88
tblVehicleEF	LDT1	0.23	0.40
tblVehicleEF	LDT1	0.01	6.8960e-003
tblVehicleEF	LDT1	0.02	0.08
tblVehicleEF	LDT1	1.47	1.37
tblVehicleEF	LDT1	3.55	2.40
tblVehicleEF	LDT1	307.06	304.06
tblVehicleEF	LDT1	70.93	65.42
tblVehicleEF	LDT1	0.15	0.12
tblVehicleEF	LDT1	2.7050e-003	2.1940e-003
tblVehicleEF	LDT1	3.6920e-003	2.8520e-003
tblVehicleEF	LDT1	2.4910e-003	2.0190e-003
tblVehicleEF	LDT1	3.3960e-003	2.6220e-003
tblVehicleEF	LDT1	0.19	0.20
tblVehicleEF	LDT1	0.39	0.30
tblVehicleEF	LDT1	0.12	0.12
tblVehicleEF	LDT1	0.03	0.03

Merrill Commcerce Center (Phase A Construction - Mitigated) - San Bernardino-South Coast County, Summer

tblVehicleEF	LDT1	0.23	1.03
tblVehicleEF	LDT1	0.25	0.43
tblVehicleEF	LDT1	3.0890e-003	3.0090e-003
tblVehicleEF	LDT1	7.7200e-004	6.4700e-004
tblVehicleEF	LDT1	0.19	0.20
tblVehicleEF	LDT1	0.39	0.30
tblVehicleEF	LDT1	0.12	0.12
tblVehicleEF	LDT1	0.05	0.04
tblVehicleEF	LDT1	0.23	1.03
tblVehicleEF	LDT1	0.28	0.47
tblVehicleEF	LDT2	6.3270e-003	4.2800e-003
tblVehicleEF	LDT2	8.1990e-003	0.07
tblVehicleEF	LDT2	0.80	0.97
tblVehicleEF	LDT2	1.67	2.78
tblVehicleEF	LDT2	351.15	331.49
tblVehicleEF	LDT2	79.39	70.30
tblVehicleEF	LDT2	0.09	0.09
tblVehicleEF	LDT2	1.7270e-003	1.5180e-003
tblVehicleEF	LDT2	2.4170e-003	1.9480e-003
tblVehicleEF	LDT2	1.5880e-003	1.3970e-003
tblVehicleEF	LDT2	2.2220e-003	1.7910e-003
tblVehicleEF	LDT2	0.06	0.10
tblVehicleEF	LDT2	0.13	0.15
tblVehicleEF	LDT2	0.05	0.08
tblVehicleEF	LDT2	0.02	0.02
tblVehicleEF	LDT2	0.07	0.48
tblVehicleEF	LDT2	0.11	0.35

Merrill Commerce Center (Phase A Construction - Mitigated) - San Bernardino-South Coast County, Summer

tblVehicleEF	LDT2	3.5180e-003	3.2800e-003
tblVehicleEF	LDT2	8.2200e-004	6.9600e-004
tblVehicleEF	LDT2	0.06	0.10
tblVehicleEF	LDT2	0.13	0.15
tblVehicleEF	LDT2	0.05	0.08
tblVehicleEF	LDT2	0.02	0.03
tblVehicleEF	LDT2	0.07	0.48
tblVehicleEF	LDT2	0.12	0.38
tblVehicleEF	LDT2	7.1840e-003	4.8870e-003
tblVehicleEF	LDT2	6.8290e-003	0.06
tblVehicleEF	LDT2	0.97	1.18
tblVehicleEF	LDT2	1.38	2.30
tblVehicleEF	LDT2	383.36	355.94
tblVehicleEF	LDT2	79.39	69.35
tblVehicleEF	LDT2	0.08	0.08
tblVehicleEF	LDT2	1.7270e-003	1.5180e-003
tblVehicleEF	LDT2	2.4170e-003	1.9480e-003
tblVehicleEF	LDT2	1.5880e-003	1.3970e-003
tblVehicleEF	LDT2	2.2220e-003	1.7910e-003
tblVehicleEF	LDT2	0.13	0.21
tblVehicleEF	LDT2	0.15	0.18
tblVehicleEF	LDT2	0.11	0.18
tblVehicleEF	LDT2	0.02	0.02
tblVehicleEF	LDT2	0.07	0.48
tblVehicleEF	LDT2	0.09	0.29
tblVehicleEF	LDT2	3.8420e-003	3.5220e-003
tblVehicleEF	LDT2	8.1700e-004	6.8600e-004

Merrill Commcerce Center (Phase A Construction - Mitigated) - San Bernardino-South Coast County, Summer

tblVehicleEF	LDT2	0.13	0.21
tblVehicleEF	LDT2	0.15	0.18
tblVehicleEF	LDT2	0.11	0.18
tblVehicleEF	LDT2	0.03	0.03
tblVehicleEF	LDT2	0.07	0.48
tblVehicleEF	LDT2	0.10	0.32
tblVehicleEF	LDT2	6.1560e-003	4.1770e-003
tblVehicleEF	LDT2	8.1410e-003	0.07
tblVehicleEF	LDT2	0.75	0.92
tblVehicleEF	LDT2	1.64	2.74
tblVehicleEF	LDT2	343.55	325.69
tblVehicleEF	LDT2	79.39	70.22
tblVehicleEF	LDT2	0.08	0.09
tblVehicleEF	LDT2	1.7270e-003	1.5180e-003
tblVehicleEF	LDT2	2.4170e-003	1.9480e-003
tblVehicleEF	LDT2	1.5880e-003	1.3970e-003
tblVehicleEF	LDT2	2.2220e-003	1.7910e-003
tblVehicleEF	LDT2	0.06	0.10
tblVehicleEF	LDT2	0.14	0.16
tblVehicleEF	LDT2	0.05	0.08
tblVehicleEF	LDT2	0.02	0.02
tblVehicleEF	LDT2	0.08	0.56
tblVehicleEF	LDT2	0.11	0.35
tblVehicleEF	LDT2	3.4410e-003	3.2220e-003
tblVehicleEF	LDT2	8.2200e-004	6.9500e-004
tblVehicleEF	LDT2	0.06	0.10
tblVehicleEF	LDT2	0.14	0.16

Merrill Commerce Center (Phase A Construction - Mitigated) - San Bernardino-South Coast County, Summer

tblVehicleEF	LDT2	0.05	0.08
tblVehicleEF	LDT2	0.02	0.03
tblVehicleEF	LDT2	0.08	0.56
tblVehicleEF	LDT2	0.12	0.38
tblVehicleEF	LHD1	5.2170e-003	4.8640e-003
tblVehicleEF	LHD1	0.01	6.5090e-003
tblVehicleEF	LHD1	0.02	0.02
tblVehicleEF	LHD1	0.14	0.17
tblVehicleEF	LHD1	1.07	0.88
tblVehicleEF	LHD1	2.60	1.03
tblVehicleEF	LHD1	9.23	9.35
tblVehicleEF	LHD1	609.20	648.62
tblVehicleEF	LHD1	30.40	10.79
tblVehicleEF	LHD1	0.09	0.08
tblVehicleEF	LHD1	2.12	1.54
tblVehicleEF	LHD1	9.6500e-004	9.5300e-004
tblVehicleEF	LHD1	0.01	9.9680e-003
tblVehicleEF	LHD1	0.01	0.01
tblVehicleEF	LHD1	9.5800e-004	2.6300e-004
tblVehicleEF	LHD1	9.2400e-004	9.1200e-004
tblVehicleEF	LHD1	2.5390e-003	2.4920e-003
tblVehicleEF	LHD1	0.01	0.01
tblVehicleEF	LHD1	8.8100e-004	2.4200e-004
tblVehicleEF	LHD1	3.7070e-003	3.1750e-003
tblVehicleEF	LHD1	0.11	0.09
tblVehicleEF	LHD1	0.02	0.02
tblVehicleEF	LHD1	1.8240e-003	1.5420e-003

Merrill Commerce Center (Phase A Construction - Mitigated) - San Bernardino-South Coast County, Summer

tblVehicleEF	LHD1	0.08	0.07
tblVehicleEF	LHD1	0.35	0.60
tblVehicleEF	LHD1	0.27	0.08
tblVehicleEF	LHD1	9.2000e-005	9.0000e-005
tblVehicleEF	LHD1	5.9760e-003	6.3130e-003
tblVehicleEF	LHD1	3.5300e-004	1.0700e-004
tblVehicleEF	LHD1	3.7070e-003	3.1750e-003
tblVehicleEF	LHD1	0.11	0.09
tblVehicleEF	LHD1	0.02	0.03
tblVehicleEF	LHD1	1.8240e-003	1.5420e-003
tblVehicleEF	LHD1	0.10	0.08
tblVehicleEF	LHD1	0.35	0.60
tblVehicleEF	LHD1	0.29	0.09
tblVehicleEF	LHD1	5.2170e-003	4.8790e-003
tblVehicleEF	LHD1	0.01	6.6670e-003
tblVehicleEF	LHD1	0.02	0.02
tblVehicleEF	LHD1	0.14	0.17
tblVehicleEF	LHD1	1.09	0.90
tblVehicleEF	LHD1	2.43	0.97
tblVehicleEF	LHD1	9.23	9.35
tblVehicleEF	LHD1	609.20	648.66
tblVehicleEF	LHD1	30.40	10.67
tblVehicleEF	LHD1	0.09	0.08
tblVehicleEF	LHD1	1.98	1.44
tblVehicleEF	LHD1	9.6500e-004	9.5300e-004
tblVehicleEF	LHD1	0.01	9.9680e-003
tblVehicleEF	LHD1	0.01	0.01

Merrill Commcerce Center (Phase A Construction - Mitigated) - San Bernardino-South Coast County, Summer

tblVehicleEF	LHD1	9.5800e-004	2.6300e-004
tblVehicleEF	LHD1	9.2400e-004	9.1200e-004
tblVehicleEF	LHD1	2.5390e-003	2.4920e-003
tblVehicleEF	LHD1	0.01	0.01
tblVehicleEF	LHD1	8.8100e-004	2.4200e-004
tblVehicleEF	LHD1	7.3080e-003	6.2980e-003
tblVehicleEF	LHD1	0.13	0.11
tblVehicleEF	LHD1	0.02	0.02
tblVehicleEF	LHD1	4.1220e-003	3.5370e-003
tblVehicleEF	LHD1	0.09	0.07
tblVehicleEF	LHD1	0.36	0.60
tblVehicleEF	LHD1	0.25	0.08
tblVehicleEF	LHD1	9.2000e-005	9.0000e-005
tblVehicleEF	LHD1	5.9770e-003	6.3140e-003
tblVehicleEF	LHD1	3.5000e-004	1.0600e-004
tblVehicleEF	LHD1	7.3080e-003	6.2980e-003
tblVehicleEF	LHD1	0.13	0.11
tblVehicleEF	LHD1	0.02	0.03
tblVehicleEF	LHD1	4.1220e-003	3.5370e-003
tblVehicleEF	LHD1	0.11	0.09
tblVehicleEF	LHD1	0.36	0.60
tblVehicleEF	LHD1	0.28	0.08
tblVehicleEF	LHD1	5.2170e-003	4.8670e-003
tblVehicleEF	LHD1	0.01	6.5250e-003
tblVehicleEF	LHD1	0.02	0.02
tblVehicleEF	LHD1	0.14	0.17
tblVehicleEF	LHD1	1.07	0.89

Merrill Commerce Center (Phase A Construction - Mitigated) - San Bernardino-South Coast County, Summer

tblVehicleEF	LHD1	2.55	1.02
tblVehicleEF	LHD1	9.23	9.35
tblVehicleEF	LHD1	609.20	648.63
tblVehicleEF	LHD1	30.40	10.76
tblVehicleEF	LHD1	0.09	0.08
tblVehicleEF	LHD1	2.08	1.51
tblVehicleEF	LHD1	9.6500e-004	9.5300e-004
tblVehicleEF	LHD1	0.01	9.9680e-003
tblVehicleEF	LHD1	0.01	0.01
tblVehicleEF	LHD1	9.5800e-004	2.6300e-004
tblVehicleEF	LHD1	9.2400e-004	9.1200e-004
tblVehicleEF	LHD1	2.5390e-003	2.4920e-003
tblVehicleEF	LHD1	0.01	0.01
tblVehicleEF	LHD1	8.8100e-004	2.4200e-004
tblVehicleEF	LHD1	4.0430e-003	3.5090e-003
tblVehicleEF	LHD1	0.13	0.10
tblVehicleEF	LHD1	0.02	0.02
tblVehicleEF	LHD1	1.7940e-003	1.5200e-003
tblVehicleEF	LHD1	0.08	0.07
tblVehicleEF	LHD1	0.38	0.64
tblVehicleEF	LHD1	0.26	0.08
tblVehicleEF	LHD1	9.2000e-005	9.0000e-005
tblVehicleEF	LHD1	5.9760e-003	6.3130e-003
tblVehicleEF	LHD1	3.5200e-004	1.0600e-004
tblVehicleEF	LHD1	4.0430e-003	3.5090e-003
tblVehicleEF	LHD1	0.13	0.10
tblVehicleEF	LHD1	0.02	0.03

Merrill Commcerce Center (Phase A Construction - Mitigated) - San Bernardino-South Coast County, Summer

tblVehicleEF	LHD1	1.7940e-003	1.5200e-003
tblVehicleEF	LHD1	0.10	0.08
tblVehicleEF	LHD1	0.38	0.64
tblVehicleEF	LHD1	0.29	0.09
tblVehicleEF	LHD2	3.5950e-003	3.3090e-003
tblVehicleEF	LHD2	4.6110e-003	4.1580e-003
tblVehicleEF	LHD2	8.1370e-003	9.5080e-003
tblVehicleEF	LHD2	0.12	0.14
tblVehicleEF	LHD2	0.50	0.56
tblVehicleEF	LHD2	1.20	0.61
tblVehicleEF	LHD2	14.27	14.55
tblVehicleEF	LHD2	608.52	648.96
tblVehicleEF	LHD2	24.46	7.78
tblVehicleEF	LHD2	0.11	0.11
tblVehicleEF	LHD2	1.49	1.65
tblVehicleEF	LHD2	1.2830e-003	1.4030e-003
tblVehicleEF	LHD2	0.01	0.01
tblVehicleEF	LHD2	0.01	0.01
tblVehicleEF	LHD2	4.0000e-004	1.2600e-004
tblVehicleEF	LHD2	1.2280e-003	1.3430e-003
tblVehicleEF	LHD2	2.6860e-003	2.6930e-003
tblVehicleEF	LHD2	0.01	0.01
tblVehicleEF	LHD2	3.6800e-004	1.1600e-004
tblVehicleEF	LHD2	1.3070e-003	1.5580e-003
tblVehicleEF	LHD2	0.04	0.05
tblVehicleEF	LHD2	0.01	0.02
tblVehicleEF	LHD2	7.0300e-004	8.0000e-004

Merrill Commcerce Center (Phase A Construction - Mitigated) - San Bernardino-South Coast County, Summer

tblVehicleEF	LHD2	0.06	0.06
tblVehicleEF	LHD2	0.09	0.29
tblVehicleEF	LHD2	0.11	0.05
tblVehicleEF	LHD2	5.9200e-003	6.2610e-003
tblVehicleEF	LHD2	2.6700e-004	7.7000e-005
tblVehicleEF	LHD2	1.3070e-003	1.5580e-003
tblVehicleEF	LHD2	0.04	0.05
tblVehicleEF	LHD2	0.02	0.02
tblVehicleEF	LHD2	7.0300e-004	8.0000e-004
tblVehicleEF	LHD2	0.07	0.07
tblVehicleEF	LHD2	0.09	0.29
tblVehicleEF	LHD2	0.12	0.05
tblVehicleEF	LHD2	3.5950e-003	3.3190e-003
tblVehicleEF	LHD2	4.6760e-003	4.2030e-003
tblVehicleEF	LHD2	7.7630e-003	9.0810e-003
tblVehicleEF	LHD2	0.12	0.14
tblVehicleEF	LHD2	0.50	0.56
tblVehicleEF	LHD2	1.13	0.57
tblVehicleEF	LHD2	14.27	14.55
tblVehicleEF	LHD2	608.52	648.97
tblVehicleEF	LHD2	24.46	7.71
tblVehicleEF	LHD2	0.11	0.11
tblVehicleEF	LHD2	1.40	1.55
tblVehicleEF	LHD2	1.2830e-003	1.4030e-003
tblVehicleEF	LHD2	0.01	0.01
tblVehicleEF	LHD2	0.01	0.01
tblVehicleEF	LHD2	4.0000e-004	1.2600e-004

Merrill Commerce Center (Phase A Construction - Mitigated) - San Bernardino-South Coast County, Summer

tblVehicleEF	LHD2	1.2280e-003	1.3430e-003
tblVehicleEF	LHD2	2.6860e-003	2.6930e-003
tblVehicleEF	LHD2	0.01	0.01
tblVehicleEF	LHD2	3.6800e-004	1.1600e-004
tblVehicleEF	LHD2	2.5220e-003	3.0280e-003
tblVehicleEF	LHD2	0.04	0.06
tblVehicleEF	LHD2	0.01	0.02
tblVehicleEF	LHD2	1.5220e-003	1.7650e-003
tblVehicleEF	LHD2	0.06	0.06
tblVehicleEF	LHD2	0.09	0.29
tblVehicleEF	LHD2	0.10	0.04
tblVehicleEF	LHD2	5.9200e-003	6.2610e-003
tblVehicleEF	LHD2	2.6500e-004	7.6000e-005
tblVehicleEF	LHD2	2.5220e-003	3.0280e-003
tblVehicleEF	LHD2	0.04	0.06
tblVehicleEF	LHD2	0.02	0.02
tblVehicleEF	LHD2	1.5220e-003	1.7650e-003
tblVehicleEF	LHD2	0.07	0.07
tblVehicleEF	LHD2	0.09	0.29
tblVehicleEF	LHD2	0.11	0.05
tblVehicleEF	LHD2	3.5950e-003	3.3110e-003
tblVehicleEF	LHD2	4.6180e-003	4.1630e-003
tblVehicleEF	LHD2	8.0640e-003	9.4270e-003
tblVehicleEF	LHD2	0.12	0.14
tblVehicleEF	LHD2	0.50	0.56
tblVehicleEF	LHD2	1.19	0.60
tblVehicleEF	LHD2	14.27	14.55

Merrill Commcerce Center (Phase A Construction - Mitigated) - San Bernardino-South Coast County, Summer

tblVehicleEF	LHD2	608.52	648.96
tblVehicleEF	LHD2	24.46	7.77
tblVehicleEF	LHD2	0.11	0.11
tblVehicleEF	LHD2	1.46	1.62
tblVehicleEF	LHD2	1.2830e-003	1.4030e-003
tblVehicleEF	LHD2	0.01	0.01
tblVehicleEF	LHD2	0.01	0.01
tblVehicleEF	LHD2	4.0000e-004	1.2600e-004
tblVehicleEF	LHD2	1.2280e-003	1.3430e-003
tblVehicleEF	LHD2	2.6860e-003	2.6930e-003
tblVehicleEF	LHD2	0.01	0.01
tblVehicleEF	LHD2	3.6800e-004	1.1600e-004
tblVehicleEF	LHD2	1.3460e-003	1.6400e-003
tblVehicleEF	LHD2	0.04	0.05
tblVehicleEF	LHD2	0.01	0.02
tblVehicleEF	LHD2	6.8700e-004	7.8100e-004
tblVehicleEF	LHD2	0.06	0.06
tblVehicleEF	LHD2	0.10	0.31
tblVehicleEF	LHD2	0.11	0.05
tblVehicleEF	LHD2	5.9200e-003	6.2610e-003
tblVehicleEF	LHD2	2.6600e-004	7.7000e-005
tblVehicleEF	LHD2	1.3460e-003	1.6400e-003
tblVehicleEF	LHD2	0.04	0.05
tblVehicleEF	LHD2	0.02	0.02
tblVehicleEF	LHD2	6.8700e-004	7.8100e-004
tblVehicleEF	LHD2	0.07	0.07
tblVehicleEF	LHD2	0.10	0.31

Merrill Commerce Center (Phase A Construction - Mitigated) - San Bernardino-South Coast County, Summer

tblVehicleEF	LHD2	0.12	0.05
tblVehicleEF	MCY	0.43	0.33
tblVehicleEF	MCY	0.16	0.25
tblVehicleEF	MCY	20.55	20.74
tblVehicleEF	MCY	9.93	8.78
tblVehicleEF	MCY	167.73	210.98
tblVehicleEF	MCY	46.45	61.55
tblVehicleEF	MCY	1.16	1.17
tblVehicleEF	MCY	1.8610e-003	1.8280e-003
tblVehicleEF	MCY	3.6730e-003	3.0520e-003
tblVehicleEF	MCY	1.7420e-003	1.7110e-003
tblVehicleEF	MCY	3.4650e-003	2.8770e-003
tblVehicleEF	MCY	1.45	1.44
tblVehicleEF	MCY	0.84	0.84
tblVehicleEF	MCY	0.80	0.80
tblVehicleEF	MCY	2.23	2.23
tblVehicleEF	MCY	0.49	2.04
tblVehicleEF	MCY	2.16	1.90
tblVehicleEF	MCY	2.0770e-003	2.0880e-003
tblVehicleEF	MCY	6.9000e-004	6.0900e-004
tblVehicleEF	MCY	1.45	1.44
tblVehicleEF	MCY	0.84	0.84
tblVehicleEF	MCY	0.80	0.80
tblVehicleEF	MCY	2.74	2.74
tblVehicleEF	MCY	0.49	2.04
tblVehicleEF	MCY	2.35	2.07
tblVehicleEF	MCY	0.42	0.32

Merrill Commcerce Center (Phase A Construction - Mitigated) - San Bernardino-South Coast County, Summer

tblVehicleEF	MCY	0.14	0.22
tblVehicleEF	MCY	20.68	20.87
tblVehicleEF	MCY	9.05	7.97
tblVehicleEF	MCY	167.73	210.98
tblVehicleEF	MCY	46.45	59.35
tblVehicleEF	MCY	0.99	0.99
tblVehicleEF	MCY	1.8610e-003	1.8280e-003
tblVehicleEF	MCY	3.6730e-003	3.0520e-003
tblVehicleEF	MCY	1.7420e-003	1.7110e-003
tblVehicleEF	MCY	3.4650e-003	2.8770e-003
tblVehicleEF	MCY	3.14	3.14
tblVehicleEF	MCY	1.27	1.28
tblVehicleEF	MCY	2.13	2.12
tblVehicleEF	MCY	2.17	2.17
tblVehicleEF	MCY	0.49	2.03
tblVehicleEF	MCY	1.86	1.63
tblVehicleEF	MCY	2.0770e-003	2.0880e-003
tblVehicleEF	MCY	6.6700e-004	5.8700e-004
tblVehicleEF	MCY	3.14	3.14
tblVehicleEF	MCY	1.27	1.28
tblVehicleEF	MCY	2.13	2.12
tblVehicleEF	MCY	2.67	2.67
tblVehicleEF	MCY	0.49	2.03
tblVehicleEF	MCY	2.02	1.77
tblVehicleEF	MCY	0.42	0.32
tblVehicleEF	MCY	0.15	0.24
tblVehicleEF	MCY	19.63	19.79

Merrill Commcerce Center (Phase A Construction - Mitigated) - San Bernardino-South Coast County, Summer

tblVehicleEF	MCY	9.55	8.43
tblVehicleEF	MCY	167.73	209.35
tblVehicleEF	MCY	46.45	60.75
tblVehicleEF	MCY	1.12	1.12
tblVehicleEF	MCY	1.8610e-003	1.8280e-003
tblVehicleEF	MCY	3.6730e-003	3.0520e-003
tblVehicleEF	MCY	1.7420e-003	1.7110e-003
tblVehicleEF	MCY	3.4650e-003	2.8770e-003
tblVehicleEF	MCY	1.71	1.70
tblVehicleEF	MCY	1.13	1.12
tblVehicleEF	MCY	0.72	0.71
tblVehicleEF	MCY	2.19	2.20
tblVehicleEF	MCY	0.56	2.32
tblVehicleEF	MCY	2.08	1.83
tblVehicleEF	MCY	2.0610e-003	2.0720e-003
tblVehicleEF	MCY	6.8200e-004	6.0100e-004
tblVehicleEF	MCY	1.71	1.70
tblVehicleEF	MCY	1.13	1.12
tblVehicleEF	MCY	0.72	0.71
tblVehicleEF	MCY	2.69	2.69
tblVehicleEF	MCY	0.56	2.32
tblVehicleEF	MCY	2.27	1.99
tblVehicleEF	MDV	0.01	5.5560e-003
tblVehicleEF	MDV	0.02	0.09
tblVehicleEF	MDV	1.35	1.14
tblVehicleEF	MDV	3.25	3.33
tblVehicleEF	MDV	483.94	412.02

Merrill Commcerce Center (Phase A Construction - Mitigated) - San Bernardino-South Coast County, Summer

tblVehicleEF	MDV	107.92	87.05
tblVehicleEF	MDV	0.17	0.12
tblVehicleEF	MDV	1.8260e-003	1.6290e-003
tblVehicleEF	MDV	2.5170e-003	2.0560e-003
tblVehicleEF	MDV	1.6830e-003	1.5030e-003
tblVehicleEF	MDV	2.3150e-003	1.8910e-003
tblVehicleEF	MDV	0.10	0.12
tblVehicleEF	MDV	0.20	0.17
tblVehicleEF	MDV	0.08	0.10
tblVehicleEF	MDV	0.03	0.02
tblVehicleEF	MDV	0.11	0.52
tblVehicleEF	MDV	0.25	0.45
tblVehicleEF	MDV	4.8500e-003	4.0740e-003
tblVehicleEF	MDV	1.1370e-003	8.6100e-004
tblVehicleEF	MDV	0.10	0.12
tblVehicleEF	MDV	0.20	0.17
tblVehicleEF	MDV	0.08	0.10
tblVehicleEF	MDV	0.05	0.03
tblVehicleEF	MDV	0.11	0.52
tblVehicleEF	MDV	0.28	0.50
tblVehicleEF	MDV	0.01	6.3580e-003
tblVehicleEF	MDV	0.02	0.08
tblVehicleEF	MDV	1.64	1.38
tblVehicleEF	MDV	2.69	2.75
tblVehicleEF	MDV	526.85	437.99
tblVehicleEF	MDV	107.92	85.88
tblVehicleEF	MDV	0.16	0.11

Merrill Commcerce Center (Phase A Construction - Mitigated) - San Bernardino-South Coast County, Summer

tblVehicleEF	MDV	1.8260e-003	1.6290e-003
tblVehicleEF	MDV	2.5170e-003	2.0560e-003
tblVehicleEF	MDV	1.6830e-003	1.5030e-003
tblVehicleEF	MDV	2.3150e-003	1.8910e-003
tblVehicleEF	MDV	0.20	0.24
tblVehicleEF	MDV	0.23	0.20
tblVehicleEF	MDV	0.17	0.21
tblVehicleEF	MDV	0.04	0.03
tblVehicleEF	MDV	0.11	0.52
tblVehicleEF	MDV	0.21	0.38
tblVehicleEF	MDV	5.2830e-003	4.3310e-003
tblVehicleEF	MDV	1.1260e-003	8.5000e-004
tblVehicleEF	MDV	0.20	0.24
tblVehicleEF	MDV	0.23	0.20
tblVehicleEF	MDV	0.17	0.21
tblVehicleEF	MDV	0.05	0.04
tblVehicleEF	MDV	0.11	0.52
tblVehicleEF	MDV	0.23	0.42
tblVehicleEF	MDV	0.01	5.4100e-003
tblVehicleEF	MDV	0.02	0.09
tblVehicleEF	MDV	1.28	1.08
tblVehicleEF	MDV	3.20	3.28
tblVehicleEF	MDV	473.93	405.86
tblVehicleEF	MDV	107.92	86.95
tblVehicleEF	MDV	0.16	0.11
tblVehicleEF	MDV	1.8260e-003	1.6290e-003
tblVehicleEF	MDV	2.5170e-003	2.0560e-003

Merrill Commerce Center (Phase A Construction - Mitigated) - San Bernardino-South Coast County, Summer

tblVehicleEF	MDV	1.6830e-003	1.5030e-003
tblVehicleEF	MDV	2.3150e-003	1.8910e-003
tblVehicleEF	MDV	0.10	0.11
tblVehicleEF	MDV	0.22	0.19
tblVehicleEF	MDV	0.08	0.10
tblVehicleEF	MDV	0.03	0.02
tblVehicleEF	MDV	0.13	0.60
tblVehicleEF	MDV	0.25	0.45
tblVehicleEF	MDV	4.7490e-003	4.0130e-003
tblVehicleEF	MDV	1.1360e-003	8.6000e-004
tblVehicleEF	MDV	0.10	0.11
tblVehicleEF	MDV	0.22	0.19
tblVehicleEF	MDV	0.08	0.10
tblVehicleEF	MDV	0.04	0.03
tblVehicleEF	MDV	0.13	0.60
tblVehicleEF	MDV	0.27	0.49
tblVehicleEF	MH	0.04	3.7970e-003
tblVehicleEF	MH	0.03	0.00
tblVehicleEF	MH	3.07	0.36
tblVehicleEF	MH	6.43	0.00
tblVehicleEF	MH	1,045.05	951.23
tblVehicleEF	MH	59.49	0.00
tblVehicleEF	MH	1.54	4.54
tblVehicleEF	MH	0.01	0.02
tblVehicleEF	MH	0.04	0.14
tblVehicleEF	MH	1.1740e-003	0.00
tblVehicleEF	MH	3.2230e-003	4.0000e-003

Merrill Commcerce Center (Phase A Construction - Mitigated) - San Bernardino-South Coast County, Summer

tblVehicleEF	MH	0.04	0.14
tblVehicleEF	MH	1.0790e-003	0.00
tblVehicleEF	MH	1.47	0.00
tblVehicleEF	MH	0.09	0.00
tblVehicleEF	MH	0.51	0.00
tblVehicleEF	MH	0.10	0.08
tblVehicleEF	MH	0.03	0.00
tblVehicleEF	MH	0.37	0.00
tblVehicleEF	MH	0.01	8.9930e-003
tblVehicleEF	MH	7.0700e-004	0.00
tblVehicleEF	MH	1.47	0.00
tblVehicleEF	MH	0.09	0.00
tblVehicleEF	MH	0.51	0.00
tblVehicleEF	MH	0.14	0.09
tblVehicleEF	MH	0.03	0.00
tblVehicleEF	MH	0.40	0.00
tblVehicleEF	MH	0.04	3.7970e-003
tblVehicleEF	MH	0.03	0.00
tblVehicleEF	MH	3.19	0.36
tblVehicleEF	MH	5.84	0.00
tblVehicleEF	MH	1,045.05	951.23
tblVehicleEF	MH	59.49	0.00
tblVehicleEF	MH	1.41	4.26
tblVehicleEF	MH	0.01	0.02
tblVehicleEF	MH	0.04	0.14
tblVehicleEF	MH	1.1740e-003	0.00
tblVehicleEF	MH	3.2230e-003	4.0000e-003

Merrill Commcerce Center (Phase A Construction - Mitigated) - San Bernardino-South Coast County, Summer

tblVehicleEF	MH	0.04	0.14
tblVehicleEF	MH	1.0790e-003	0.00
tblVehicleEF	MH	2.91	0.00
tblVehicleEF	MH	0.11	0.00
tblVehicleEF	MH	1.21	0.00
tblVehicleEF	MH	0.11	0.08
tblVehicleEF	MH	0.03	0.00
tblVehicleEF	MH	0.34	0.00
tblVehicleEF	MH	0.01	8.9930e-003
tblVehicleEF	MH	6.9700e-004	0.00
tblVehicleEF	MH	2.91	0.00
tblVehicleEF	MH	0.11	0.00
tblVehicleEF	MH	1.21	0.00
tblVehicleEF	MH	0.15	0.09
tblVehicleEF	MH	0.03	0.00
tblVehicleEF	MH	0.38	0.00
tblVehicleEF	MH	0.04	3.7970e-003
tblVehicleEF	MH	0.03	0.00
tblVehicleEF	MH	3.08	0.36
tblVehicleEF	MH	6.36	0.00
tblVehicleEF	MH	1,045.05	951.23
tblVehicleEF	MH	59.49	0.00
tblVehicleEF	MH	1.51	4.46
tblVehicleEF	MH	0.01	0.02
tblVehicleEF	MH	0.04	0.14
tblVehicleEF	MH	1.1740e-003	0.00
tblVehicleEF	MH	3.2230e-003	4.0000e-003

Merrill Commerce Center (Phase A Construction - Mitigated) - San Bernardino-South Coast County, Summer

tblVehicleEF	MH	0.04	0.14
tblVehicleEF	MH	1.0790e-003	0.00
tblVehicleEF	MH	1.75	0.00
tblVehicleEF	MH	0.11	0.00
tblVehicleEF	MH	0.53	0.00
tblVehicleEF	MH	0.10	0.08
tblVehicleEF	MH	0.03	0.00
tblVehicleEF	MH	0.37	0.00
tblVehicleEF	MH	0.01	8.9930e-003
tblVehicleEF	MH	7.0600e-004	0.00
tblVehicleEF	MH	1.75	0.00
tblVehicleEF	MH	0.11	0.00
tblVehicleEF	MH	0.53	0.00
tblVehicleEF	MH	0.15	0.09
tblVehicleEF	MH	0.03	0.00
tblVehicleEF	MH	0.40	0.00
tblVehicleEF	MHD	0.02	3.1740e-003
tblVehicleEF	MHD	3.5160e-003	3.4880e-003
tblVehicleEF	MHD	0.05	8.5120e-003
tblVehicleEF	MHD	0.32	0.34
tblVehicleEF	MHD	0.27	0.35
tblVehicleEF	MHD	5.32	0.97
tblVehicleEF	MHD	156.91	69.07
tblVehicleEF	MHD	1,101.52	999.60
tblVehicleEF	MHD	52.43	8.24
tblVehicleEF	MHD	0.60	0.51
tblVehicleEF	MHD	0.99	1.54

Merrill Commcerce Center (Phase A Construction - Mitigated) - San Bernardino-South Coast County, Summer

tblVehicleEF	MHD	3.8600e-004	1.1810e-003
tblVehicleEF	MHD	5.0030e-003	0.03
tblVehicleEF	MHD	7.6400e-004	1.0000e-004
tblVehicleEF	MHD	3.6900e-004	1.1300e-003
tblVehicleEF	MHD	4.7830e-003	0.03
tblVehicleEF	MHD	7.0300e-004	9.2000e-005
tblVehicleEF	MHD	1.2800e-003	5.9300e-004
tblVehicleEF	MHD	0.04	0.02
tblVehicleEF	MHD	0.02	0.02
tblVehicleEF	MHD	6.5100e-004	3.0000e-004
tblVehicleEF	MHD	0.04	0.05
tblVehicleEF	MHD	0.02	0.11
tblVehicleEF	MHD	0.32	0.04
tblVehicleEF	MHD	1.5080e-003	6.5500e-004
tblVehicleEF	MHD	0.01	9.5250e-003
tblVehicleEF	MHD	6.1700e-004	8.2000e-005
tblVehicleEF	MHD	1.2800e-003	5.9300e-004
tblVehicleEF	MHD	0.04	0.02
tblVehicleEF	MHD	0.03	0.02
tblVehicleEF	MHD	6.5100e-004	3.0000e-004
tblVehicleEF	MHD	0.04	0.06
tblVehicleEF	MHD	0.02	0.11
tblVehicleEF	MHD	0.35	0.05
tblVehicleEF	MHD	0.02	3.0170e-003
tblVehicleEF	MHD	3.5800e-003	3.5290e-003
tblVehicleEF	MHD	0.05	8.1180e-003
tblVehicleEF	MHD	0.24	0.28

Merrill Commerce Center (Phase A Construction - Mitigated) - San Bernardino-South Coast County, Summer

tblVehicleEF	MHD	0.28	0.36
tblVehicleEF	MHD	4.97	0.91
tblVehicleEF	MHD	166.20	69.79
tblVehicleEF	MHD	1,101.52	999.60
tblVehicleEF	MHD	52.43	8.13
tblVehicleEF	MHD	0.62	0.51
tblVehicleEF	MHD	0.92	1.44
tblVehicleEF	MHD	3.2500e-004	9.9900e-004
tblVehicleEF	MHD	5.0030e-003	0.03
tblVehicleEF	MHD	7.6400e-004	1.0000e-004
tblVehicleEF	MHD	3.1100e-004	9.5500e-004
tblVehicleEF	MHD	4.7830e-003	0.03
tblVehicleEF	MHD	7.0300e-004	9.2000e-005
tblVehicleEF	MHD	2.5300e-003	1.1740e-003
tblVehicleEF	MHD	0.05	0.02
tblVehicleEF	MHD	0.02	0.02
tblVehicleEF	MHD	1.5010e-003	6.9400e-004
tblVehicleEF	MHD	0.04	0.05
tblVehicleEF	MHD	0.02	0.11
tblVehicleEF	MHD	0.30	0.04
tblVehicleEF	MHD	1.5950e-003	6.6200e-004
tblVehicleEF	MHD	0.01	9.5250e-003
tblVehicleEF	MHD	6.1100e-004	8.1000e-005
tblVehicleEF	MHD	2.5300e-003	1.1740e-003
tblVehicleEF	MHD	0.05	0.02
tblVehicleEF	MHD	0.03	0.02
tblVehicleEF	MHD	1.5010e-003	6.9400e-004

Merrill Commcerce Center (Phase A Construction - Mitigated) - San Bernardino-South Coast County, Summer

tblVehicleEF	MHD	0.04	0.06
tblVehicleEF	MHD	0.02	0.11
tblVehicleEF	MHD	0.33	0.05
tblVehicleEF	MHD	0.02	3.4070e-003
tblVehicleEF	MHD	3.5220e-003	3.4910e-003
tblVehicleEF	MHD	0.05	8.4150e-003
tblVehicleEF	MHD	0.45	0.41
tblVehicleEF	MHD	0.27	0.35
tblVehicleEF	MHD	5.23	0.96
tblVehicleEF	MHD	144.06	68.08
tblVehicleEF	MHD	1,101.52	999.60
tblVehicleEF	MHD	52.43	8.22
tblVehicleEF	MHD	0.57	0.51
tblVehicleEF	MHD	0.97	1.51
tblVehicleEF	MHD	4.7000e-004	1.4340e-003
tblVehicleEF	MHD	5.0030e-003	0.03
tblVehicleEF	MHD	7.6400e-004	1.0000e-004
tblVehicleEF	MHD	4.4900e-004	1.3720e-003
tblVehicleEF	MHD	4.7830e-003	0.03
tblVehicleEF	MHD	7.0300e-004	9.2000e-005
tblVehicleEF	MHD	1.3890e-003	6.4600e-004
tblVehicleEF	MHD	0.05	0.02
tblVehicleEF	MHD	0.03	0.02
tblVehicleEF	MHD	6.4000e-004	2.9500e-004
tblVehicleEF	MHD	0.04	0.05
tblVehicleEF	MHD	0.02	0.12
tblVehicleEF	MHD	0.32	0.04

Merrill Commcerce Center (Phase A Construction - Mitigated) - San Bernardino-South Coast County, Summer

tblVehicleEF	MHD	1.3860e-003	6.4600e-004
tblVehicleEF	MHD	0.01	9.5250e-003
tblVehicleEF	MHD	6.1600e-004	8.1000e-005
tblVehicleEF	MHD	1.3890e-003	6.4600e-004
tblVehicleEF	MHD	0.05	0.02
tblVehicleEF	MHD	0.04	0.02
tblVehicleEF	MHD	6.4000e-004	2.9500e-004
tblVehicleEF	MHD	0.04	0.06
tblVehicleEF	MHD	0.02	0.12
tblVehicleEF	MHD	0.35	0.05
tblVehicleEF	OBUS	0.01	9.1480e-003
tblVehicleEF	OBUS	9.9110e-003	8.5440e-003
tblVehicleEF	OBUS	0.03	0.03
tblVehicleEF	OBUS	0.26	0.48
tblVehicleEF	OBUS	0.63	0.98
tblVehicleEF	OBUS	6.27	2.73
tblVehicleEF	OBUS	70.35	66.56
tblVehicleEF	OBUS	1,121.50	1,475.42
tblVehicleEF	OBUS	70.70	21.88
tblVehicleEF	OBUS	0.28	0.29
tblVehicleEF	OBUS	0.97	1.13
tblVehicleEF	OBUS	6.4000e-005	5.0000e-004
tblVehicleEF	OBUS	4.6440e-003	0.01
tblVehicleEF	OBUS	9.2900e-004	2.3000e-004
tblVehicleEF	OBUS	6.1000e-005	4.7800e-004
tblVehicleEF	OBUS	4.4220e-003	0.01
tblVehicleEF	OBUS	8.5400e-004	2.1200e-004

Merrill Commcerce Center (Phase A Construction - Mitigated) - San Bernardino-South Coast County, Summer

tblVehicleEF	OBUS	2.1800e-003	2.7870e-003
tblVehicleEF	OBUS	0.02	0.03
tblVehicleEF	OBUS	0.04	0.05
tblVehicleEF	OBUS	9.3100e-004	1.1430e-003
tblVehicleEF	OBUS	0.04	0.06
tblVehicleEF	OBUS	0.05	0.31
tblVehicleEF	OBUS	0.38	0.13
tblVehicleEF	OBUS	6.8400e-004	6.3600e-004
tblVehicleEF	OBUS	0.01	0.01
tblVehicleEF	OBUS	8.1700e-004	2.1700e-004
tblVehicleEF	OBUS	2.1800e-003	2.7870e-003
tblVehicleEF	OBUS	0.02	0.03
tblVehicleEF	OBUS	0.05	0.07
tblVehicleEF	OBUS	9.3100e-004	1.1430e-003
tblVehicleEF	OBUS	0.06	0.07
tblVehicleEF	OBUS	0.05	0.31
tblVehicleEF	OBUS	0.42	0.14
tblVehicleEF	OBUS	0.01	9.2020e-003
tblVehicleEF	OBUS	0.01	8.7760e-003
tblVehicleEF	OBUS	0.03	0.02
tblVehicleEF	OBUS	0.26	0.47
tblVehicleEF	OBUS	0.65	1.01
tblVehicleEF	OBUS	5.74	2.51
tblVehicleEF	OBUS	73.50	66.43
tblVehicleEF	OBUS	1,121.50	1,475.46
tblVehicleEF	OBUS	70.70	21.50
tblVehicleEF	OBUS	0.29	0.28

Merrill Commerce Center (Phase A Construction - Mitigated) - San Bernardino-South Coast County, Summer

tblVehicleEF	OBUS	0.90	1.04
tblVehicleEF	OBUS	5.4000e-005	4.2500e-004
tblVehicleEF	OBUS	4.6440e-003	0.01
tblVehicleEF	OBUS	9.2900e-004	2.3000e-004
tblVehicleEF	OBUS	5.1000e-005	4.0700e-004
tblVehicleEF	OBUS	4.4220e-003	0.01
tblVehicleEF	OBUS	8.5400e-004	2.1200e-004
tblVehicleEF	OBUS	4.2350e-003	5.4310e-003
tblVehicleEF	OBUS	0.02	0.03
tblVehicleEF	OBUS	0.03	0.05
tblVehicleEF	OBUS	2.1330e-003	2.6360e-003
tblVehicleEF	OBUS	0.05	0.06
tblVehicleEF	OBUS	0.05	0.31
tblVehicleEF	OBUS	0.36	0.12
tblVehicleEF	OBUS	7.1400e-004	6.3500e-004
tblVehicleEF	OBUS	0.01	0.01
tblVehicleEF	OBUS	8.0800e-004	2.1300e-004
tblVehicleEF	OBUS	4.2350e-003	5.4310e-003
tblVehicleEF	OBUS	0.02	0.03
tblVehicleEF	OBUS	0.05	0.07
tblVehicleEF	OBUS	2.1330e-003	2.6360e-003
tblVehicleEF	OBUS	0.06	0.08
tblVehicleEF	OBUS	0.05	0.31
tblVehicleEF	OBUS	0.40	0.14
tblVehicleEF	OBUS	0.01	9.1130e-003
tblVehicleEF	OBUS	9.9380e-003	8.5700e-003
tblVehicleEF	OBUS	0.03	0.03

Merrill Commcerce Center (Phase A Construction - Mitigated) - San Bernardino-South Coast County, Summer

tblVehicleEF	OBUS	0.28	0.49
tblVehicleEF	OBUS	0.63	0.99
tblVehicleEF	OBUS	6.22	2.71
tblVehicleEF	OBUS	66.00	66.75
tblVehicleEF	OBUS	1,121.50	1,475.42
tblVehicleEF	OBUS	70.70	21.85
tblVehicleEF	OBUS	0.27	0.30
tblVehicleEF	OBUS	0.96	1.11
tblVehicleEF	OBUS	7.7000e-005	6.0400e-004
tblVehicleEF	OBUS	4.6440e-003	0.01
tblVehicleEF	OBUS	9.2900e-004	2.3000e-004
tblVehicleEF	OBUS	7.4000e-005	5.7800e-004
tblVehicleEF	OBUS	4.4220e-003	0.01
tblVehicleEF	OBUS	8.5400e-004	2.1200e-004
tblVehicleEF	OBUS	2.3200e-003	3.0070e-003
tblVehicleEF	OBUS	0.02	0.03
tblVehicleEF	OBUS	0.04	0.05
tblVehicleEF	OBUS	9.4100e-004	1.1540e-003
tblVehicleEF	OBUS	0.04	0.06
tblVehicleEF	OBUS	0.05	0.33
tblVehicleEF	OBUS	0.38	0.13
tblVehicleEF	OBUS	6.4200e-004	6.3800e-004
tblVehicleEF	OBUS	0.01	0.01
tblVehicleEF	OBUS	8.1600e-004	2.1600e-004
tblVehicleEF	OBUS	2.3200e-003	3.0070e-003
tblVehicleEF	OBUS	0.02	0.03
tblVehicleEF	OBUS	0.05	0.06

Merrill Commcerce Center (Phase A Construction - Mitigated) - San Bernardino-South Coast County, Summer

tblVehicleEF	OBUS	9.4100e-004	1.1540e-003
tblVehicleEF	OBUS	0.06	0.08
tblVehicleEF	OBUS	0.05	0.33
tblVehicleEF	OBUS	0.42	0.14
tblVehicleEF	SBUS	0.84	0.04
tblVehicleEF	SBUS	0.01	6.8550e-003
tblVehicleEF	SBUS	0.07	4.0770e-003
tblVehicleEF	SBUS	5.71	1.90
tblVehicleEF	SBUS	0.65	0.58
tblVehicleEF	SBUS	5.33	0.55
tblVehicleEF	SBUS	1,258.13	336.22
tblVehicleEF	SBUS	1,136.31	1,128.72
tblVehicleEF	SBUS	37.11	3.21
tblVehicleEF	SBUS	11.70	3.35
tblVehicleEF	SBUS	4.77	5.07
tblVehicleEF	SBUS	0.01	4.0350e-003
tblVehicleEF	SBUS	0.01	0.01
tblVehicleEF	SBUS	0.03	0.03
tblVehicleEF	SBUS	5.1700e-004	3.0000e-005
tblVehicleEF	SBUS	0.01	3.8600e-003
tblVehicleEF	SBUS	2.7560e-003	2.7660e-003
tblVehicleEF	SBUS	0.03	0.03
tblVehicleEF	SBUS	4.7500e-004	2.8000e-005
tblVehicleEF	SBUS	2.9260e-003	7.3800e-004
tblVehicleEF	SBUS	0.02	5.5390e-003
tblVehicleEF	SBUS	0.68	0.20
tblVehicleEF	SBUS	1.3050e-003	3.4800e-004

Merrill Commcerce Center (Phase A Construction - Mitigated) - San Bernardino-South Coast County, Summer

tblVehicleEF	SBUS	0.11	0.10
tblVehicleEF	SBUS	9.3510e-003	0.04
tblVehicleEF	SBUS	0.27	0.02
tblVehicleEF	SBUS	0.01	3.1960e-003
tblVehicleEF	SBUS	0.01	0.01
tblVehicleEF	SBUS	4.6300e-004	3.2000e-005
tblVehicleEF	SBUS	2.9260e-003	7.3800e-004
tblVehicleEF	SBUS	0.02	5.5390e-003
tblVehicleEF	SBUS	0.97	0.28
tblVehicleEF	SBUS	1.3050e-003	3.4800e-004
tblVehicleEF	SBUS	0.13	0.11
tblVehicleEF	SBUS	9.3510e-003	0.04
tblVehicleEF	SBUS	0.30	0.03
tblVehicleEF	SBUS	0.84	0.04
tblVehicleEF	SBUS	0.01	6.9390e-003
tblVehicleEF	SBUS	0.06	3.3780e-003
tblVehicleEF	SBUS	5.56	1.86
tblVehicleEF	SBUS	0.66	0.59
tblVehicleEF	SBUS	3.65	0.39
tblVehicleEF	SBUS	1,322.00	344.13
tblVehicleEF	SBUS	1,136.31	1,128.74
tblVehicleEF	SBUS	37.11	2.94
tblVehicleEF	SBUS	12.08	3.42
tblVehicleEF	SBUS	4.47	4.75
tblVehicleEF	SBUS	0.01	3.4090e-003
tblVehicleEF	SBUS	0.01	0.01
tblVehicleEF	SBUS	0.03	0.03

Merrill Commerce Center (Phase A Construction - Mitigated) - San Bernardino-South Coast County, Summer

tblVehicleEF	SBUS	5.1700e-004	3.0000e-005
tblVehicleEF	SBUS	9.6490e-003	3.2620e-003
tblVehicleEF	SBUS	2.7560e-003	2.7660e-003
tblVehicleEF	SBUS	0.03	0.03
tblVehicleEF	SBUS	4.7500e-004	2.8000e-005
tblVehicleEF	SBUS	5.6170e-003	1.3280e-003
tblVehicleEF	SBUS	0.02	5.8520e-003
tblVehicleEF	SBUS	0.67	0.20
tblVehicleEF	SBUS	2.8800e-003	6.7400e-004
tblVehicleEF	SBUS	0.11	0.10
tblVehicleEF	SBUS	8.5310e-003	0.03
tblVehicleEF	SBUS	0.22	0.02
tblVehicleEF	SBUS	0.01	3.2700e-003
tblVehicleEF	SBUS	0.01	0.01
tblVehicleEF	SBUS	4.3500e-004	2.9000e-005
tblVehicleEF	SBUS	5.6170e-003	1.3280e-003
tblVehicleEF	SBUS	0.02	5.8520e-003
tblVehicleEF	SBUS	0.97	0.28
tblVehicleEF	SBUS	2.8800e-003	6.7400e-004
tblVehicleEF	SBUS	0.13	0.12
tblVehicleEF	SBUS	8.5310e-003	0.03
tblVehicleEF	SBUS	0.24	0.02
tblVehicleEF	SBUS	0.84	0.04
tblVehicleEF	SBUS	0.01	6.8510e-003
tblVehicleEF	SBUS	0.07	4.1760e-003
tblVehicleEF	SBUS	5.91	1.95
tblVehicleEF	SBUS	0.65	0.58

Merrill Commcerce Center (Phase A Construction - Mitigated) - San Bernardino-South Coast County, Summer

tblVehicleEF	SBUS	5.37	0.57
tblVehicleEF	SBUS	1,169.92	325.30
tblVehicleEF	SBUS	1,136.31	1,128.72
tblVehicleEF	SBUS	37.11	3.24
tblVehicleEF	SBUS	11.19	3.26
tblVehicleEF	SBUS	4.69	4.99
tblVehicleEF	SBUS	0.01	4.8980e-003
tblVehicleEF	SBUS	0.01	0.01
tblVehicleEF	SBUS	0.03	0.03
tblVehicleEF	SBUS	5.1700e-004	3.0000e-005
tblVehicleEF	SBUS	0.01	4.6860e-003
tblVehicleEF	SBUS	2.7560e-003	2.7660e-003
tblVehicleEF	SBUS	0.03	0.03
tblVehicleEF	SBUS	4.7500e-004	2.8000e-005
tblVehicleEF	SBUS	2.9580e-003	7.2600e-004
tblVehicleEF	SBUS	0.02	5.8800e-003
tblVehicleEF	SBUS	0.68	0.20
tblVehicleEF	SBUS	1.2820e-003	3.5300e-004
tblVehicleEF	SBUS	0.11	0.10
tblVehicleEF	SBUS	0.01	0.05
tblVehicleEF	SBUS	0.28	0.02
tblVehicleEF	SBUS	0.01	3.0930e-003
tblVehicleEF	SBUS	0.01	0.01
tblVehicleEF	SBUS	4.6400e-004	3.2000e-005
tblVehicleEF	SBUS	2.9580e-003	7.2600e-004
tblVehicleEF	SBUS	0.02	5.8800e-003
tblVehicleEF	SBUS	0.98	0.28

Merrill Commcerce Center (Phase A Construction - Mitigated) - San Bernardino-South Coast County, Summer

tblVehicleEF	SBUS	1.2820e-003	3.5300e-004
tblVehicleEF	SBUS	0.13	0.11
tblVehicleEF	SBUS	0.01	0.05
tblVehicleEF	SBUS	0.31	0.03
tblVehicleEF	UBUS	1.83	4.19
tblVehicleEF	UBUS	0.08	0.02
tblVehicleEF	UBUS	9.26	32.67
tblVehicleEF	UBUS	14.34	1.43
tblVehicleEF	UBUS	1,846.39	1,724.94
tblVehicleEF	UBUS	136.37	16.90
tblVehicleEF	UBUS	5.87	0.37
tblVehicleEF	UBUS	0.52	0.08
tblVehicleEF	UBUS	0.01	0.03
tblVehicleEF	UBUS	0.07	2.6830e-003
tblVehicleEF	UBUS	1.4030e-003	1.8900e-004
tblVehicleEF	UBUS	0.22	0.03
tblVehicleEF	UBUS	3.0000e-003	6.3130e-003
tblVehicleEF	UBUS	0.06	2.5510e-003
tblVehicleEF	UBUS	1.2900e-003	1.7400e-004
tblVehicleEF	UBUS	8.0860e-003	1.5320e-003
tblVehicleEF	UBUS	0.11	8.4710e-003
tblVehicleEF	UBUS	3.9450e-003	6.5200e-004
tblVehicleEF	UBUS	0.61	0.06
tblVehicleEF	UBUS	0.02	0.04
tblVehicleEF	UBUS	1.15	0.06
tblVehicleEF	UBUS	0.01	3.8820e-003
tblVehicleEF	UBUS	1.6240e-003	1.6700e-004

Merrill Commerce Center (Phase A Construction - Mitigated) - San Bernardino-South Coast County, Summer

tblVehicleEF	UBUS	8.0860e-003	1.5320e-003
tblVehicleEF	UBUS	0.11	8.4710e-003
tblVehicleEF	UBUS	3.9450e-003	6.5200e-004
tblVehicleEF	UBUS	2.50	4.28
tblVehicleEF	UBUS	0.02	0.04
tblVehicleEF	UBUS	1.25	0.07
tblVehicleEF	UBUS	1.83	4.19
tblVehicleEF	UBUS	0.08	0.01
tblVehicleEF	UBUS	9.36	32.67
tblVehicleEF	UBUS	11.74	1.17
tblVehicleEF	UBUS	1,846.39	1,724.94
tblVehicleEF	UBUS	136.37	16.47
tblVehicleEF	UBUS	5.45	0.37
tblVehicleEF	UBUS	0.52	0.08
tblVehicleEF	UBUS	0.01	0.03
tblVehicleEF	UBUS	0.07	2.6830e-003
tblVehicleEF	UBUS	1.4030e-003	1.8900e-004
tblVehicleEF	UBUS	0.22	0.03
tblVehicleEF	UBUS	3.0000e-003	6.3130e-003
tblVehicleEF	UBUS	0.06	2.5510e-003
tblVehicleEF	UBUS	1.2900e-003	1.7400e-004
tblVehicleEF	UBUS	0.02	2.9020e-003
tblVehicleEF	UBUS	0.14	0.01
tblVehicleEF	UBUS	9.3320e-003	1.4770e-003
tblVehicleEF	UBUS	0.62	0.06
tblVehicleEF	UBUS	0.02	0.04
tblVehicleEF	UBUS	1.02	0.06

Merrill Commcerce Center (Phase A Construction - Mitigated) - San Bernardino-South Coast County, Summer

tblVehicleEF	UBUS	0.01	3.8820e-003
tblVehicleEF	UBUS	1.5790e-003	1.6300e-004
tblVehicleEF	UBUS	0.02	2.9020e-003
tblVehicleEF	UBUS	0.14	0.01
tblVehicleEF	UBUS	9.3320e-003	1.4770e-003
tblVehicleEF	UBUS	2.52	4.28
tblVehicleEF	UBUS	0.02	0.04
tblVehicleEF	UBUS	1.12	0.06
tblVehicleEF	UBUS	1.83	4.19
tblVehicleEF	UBUS	0.08	0.02
tblVehicleEF	UBUS	9.27	32.67
tblVehicleEF	UBUS	13.86	1.39
tblVehicleEF	UBUS	1,846.39	1,724.94
tblVehicleEF	UBUS	136.37	16.85
tblVehicleEF	UBUS	5.76	0.37
tblVehicleEF	UBUS	0.52	0.08
tblVehicleEF	UBUS	0.01	0.03
tblVehicleEF	UBUS	0.07	2.6830e-003
tblVehicleEF	UBUS	1.4030e-003	1.8900e-004
tblVehicleEF	UBUS	0.22	0.03
tblVehicleEF	UBUS	3.0000e-003	6.3130e-003
tblVehicleEF	UBUS	0.06	2.5510e-003
tblVehicleEF	UBUS	1.2900e-003	1.7400e-004
tblVehicleEF	UBUS	9.2250e-003	1.6220e-003
tblVehicleEF	UBUS	0.14	9.7130e-003
tblVehicleEF	UBUS	4.1190e-003	6.4800e-004
tblVehicleEF	UBUS	0.61	0.06

Merrill Commerce Center (Phase A Construction - Mitigated) - San Bernardino-South Coast County, Summer

tblVehicleEF	UBUS	0.03	0.04
tblVehicleEF	UBUS	1.13	0.06
tblVehicleEF	UBUS	0.01	3.8820e-003
tblVehicleEF	UBUS	1.6160e-003	1.6700e-004
tblVehicleEF	UBUS	9.2250e-003	1.6220e-003
tblVehicleEF	UBUS	0.14	9.7130e-003
tblVehicleEF	UBUS	4.1190e-003	6.4800e-004
tblVehicleEF	UBUS	2.50	4.28
tblVehicleEF	UBUS	0.03	0.04
tblVehicleEF	UBUS	1.24	0.07
tblVehicleTrips	CC_TL	8.40	0.00
tblVehicleTrips	CC_TL	8.40	0.00
tblVehicleTrips	CNW_TL	6.90	0.00
tblVehicleTrips	CNW_TL	6.90	0.00
tblVehicleTrips	CNW_TTP	41.00	0.00
tblVehicleTrips	CW_TL	16.60	0.00
tblVehicleTrips	CW_TL	16.60	0.00
tblVehicleTrips	CW_TTP	59.00	0.00
tblVehicleTrips	DV_TP	5.00	0.00
tblVehicleTrips	PB_TP	3.00	0.00
tblVehicleTrips	PR_TP	92.00	0.00
tblVehicleTrips	ST_TR	1.68	0.00
tblVehicleTrips	SU_TR	1.68	0.00
tblVehicleTrips	WD_TR	1.68	0.00
tblWater	IndoorWaterUseRate	504,125,000.00	0.00

2.0 Emissions Summary

Merrill Commerce Center (Phase A Construction - Mitigated) - San Bernardino-South Coast County, Summer

2.1 Overall Construction (Maximum Daily Emission)**Unmitigated Construction**

	ROG	NOx	CO	SO2	Fugitive PM10	Exhaust PM10	PM10 Total	Fugitive PM2.5	Exhaust PM2.5	PM2.5 Total	Bio- CO2	NBio- CO2	Total CO2	CH4	N2O	CO2e
Year	lb/day										lb/day					
2020	5.6521	63.8505	33.2983	0.0738	21.9792	2.7888	24.7681	10.3848	2.5657	12.9506	0.0000	7,151.121 9	7,151.121 9	2.2466	0.0000	7,207.287 4
2021	9.5199	76.8092	69.1863	0.2692	14.3848	2.2875	16.0041	3.8746	2.1045	5.9321	0.0000	27,292.31 83	27,292.31 83	2.2462	0.0000	27,346.96 46
2022	29.8497	83.8719	90.1121	0.3146	16.8997	2.0967	18.9965	4.5416	1.9567	6.4983	0.0000	31,735.34 03	31,735.34 03	2.9222	0.0000	31,808.39 56
Maximum	29.8497	83.8719	90.1121	0.3146	21.9792	2.7888	24.7681	10.3848	2.5657	12.9506	0.0000	31,735.34 03	31,735.34 03	2.9222	0.0000	31,808.39 56

Mitigated Construction

	ROG	NOx	CO	SO2	Fugitive PM10	Exhaust PM10	PM10 Total	Fugitive PM2.5	Exhaust PM2.5	PM2.5 Total	Bio- CO2	NBio- CO2	Total CO2	CH4	N2O	CO2e
Year	lb/day										lb/day					
2020	0.9877	3.8770	36.2887	0.0738	8.6946	0.1186	8.7892	4.0826	0.1185	4.1771	0.0000	7,151.121 9	7,151.121 9	2.2466	0.0000	7,207.287 4
2021	6.9325	45.9384	73.2397	0.2692	14.3848	0.2103	14.5951	3.8746	0.2014	4.0760	0.0000	27,292.31 83	27,292.31 83	2.2462	0.0000	27,346.96 46
2022	26.5244	45.5876	97.4312	0.3146	16.8997	0.2555	17.1553	4.5416	0.2460	4.7876	0.0000	31,735.34 03	31,735.34 03	2.9222	0.0000	31,808.39 56
Maximum	26.5244	45.9384	97.4312	0.3146	16.8997	0.2555	17.1553	4.5416	0.2460	4.7876	0.0000	31,735.34 03	31,735.34 03	2.9222	0.0000	31,808.39 56

Merrill Commcerce Center (Phase A Construction - Mitigated) - San Bernardino-South Coast County, Summer

	ROG	NOx	CO	SO2	Fugitive PM10	Exhaust PM10	PM10 Total	Fugitive PM2.5	Exhaust PM2.5	PM2.5 Total	Bio- CO2	NBio-CO2	Total CO2	CH4	N2O	CO2e
Percent Reduction	23.49	57.51	-7.46	0.00	24.94	91.85	32.17	33.52	91.46	48.62	0.00	0.00	0.00	0.00	0.00	0.00

Merrill Commerce Center (Phase A Construction - Mitigated) - San Bernardino-South Coast County, Summer

2.2 Overall Operational**Unmitigated Operational**

	ROG	NOx	CO	SO2	Fugitive PM10	Exhaust PM10	PM10 Total	Fugitive PM2.5	Exhaust PM2.5	PM2.5 Total	Bio- CO2	NBio- CO2	Total CO2	CH4	N2O	CO2e
Category	lb/day										lb/day					
Area	48.8607	2.0400e-003	0.2237	2.0000e-005		8.0000e-004	8.0000e-004		8.0000e-004	8.0000e-004		0.4787	0.4787	1.2600e-003		0.5103
Energy	0.0000	0.0000	0.0000	0.0000		0.0000	0.0000		0.0000	0.0000		0.0000	0.0000	0.0000	0.0000	0.0000
Mobile	0.0000	0.0000	0.0000	0.0000	0.0000	0.0000	0.0000	0.0000	0.0000	0.0000		0.0000	0.0000	0.0000		0.0000
Total	48.8607	2.0400e-003	0.2237	2.0000e-005	0.0000	8.0000e-004	8.0000e-004	0.0000	8.0000e-004	8.0000e-004		0.4787	0.4787	1.2600e-003	0.0000	0.5103

Mitigated Operational

	ROG	NOx	CO	SO2	Fugitive PM10	Exhaust PM10	PM10 Total	Fugitive PM2.5	Exhaust PM2.5	PM2.5 Total	Bio- CO2	NBio- CO2	Total CO2	CH4	N2O	CO2e
Category	lb/day										lb/day					
Area	48.8607	2.0400e-003	0.2237	2.0000e-005		8.0000e-004	8.0000e-004		8.0000e-004	8.0000e-004		0.4787	0.4787	1.2600e-003		0.5103
Energy	0.0000	0.0000	0.0000	0.0000		0.0000	0.0000		0.0000	0.0000		0.0000	0.0000	0.0000	0.0000	0.0000
Mobile	0.0000	0.0000	0.0000	0.0000	0.0000	0.0000	0.0000	0.0000	0.0000	0.0000		0.0000	0.0000	0.0000		0.0000
Total	48.8607	2.0400e-003	0.2237	2.0000e-005	0.0000	8.0000e-004	8.0000e-004	0.0000	8.0000e-004	8.0000e-004		0.4787	0.4787	1.2600e-003	0.0000	0.5103

Merrill Commerce Center (Phase A Construction - Mitigated) - San Bernardino-South Coast County, Summer

	ROG	NOx	CO	SO2	Fugitive PM10	Exhaust PM10	PM10 Total	Fugitive PM2.5	Exhaust PM2.5	PM2.5 Total	Bio- CO2	NBio-CO2	Total CO2	CH4	N2O	CO2e
Percent Reduction	0.00	0.00	0.00	0.00	0.00	0.00	0.00	0.00	0.00	0.00	0.00	0.00	0.00	0.00	0.00	0.00

3.0 Construction Detail

Construction Phase

Phase Number	Phase Name	Phase Type	Start Date	End Date	Num Days Week	Num Days	Phase Description
1	Demolition	Demolition	6/1/2020	8/21/2020	5	60	
2	Site Preparation	Site Preparation	8/22/2020	11/13/2020	5	60	
3	Grading	Grading	11/14/2020	4/2/2021	5	100	
4	Building Construction	Building Construction	4/3/2021	12/23/2022	5	450	
5	Paving	Paving	7/23/2022	12/23/2022	5	110	
6	Architectural Coating	Architectural Coating	7/23/2022	12/23/2022	5	110	

Acres of Grading (Site Preparation Phase): 210

Acres of Grading (Grading Phase): 400

Acres of Paving: 7.43

Residential Indoor: 0; Residential Outdoor: 0; Non-Residential Indoor: 3,270,000; Non-Residential Outdoor: 1,090,000; Striped Parking Area: 19,419 (Architectural Coating – sqft)

OffRoad Equipment

Merrill Commerce Center (Phase A Construction - Mitigated) - San Bernardino-South Coast County, Summer

Phase Name	Offroad Equipment Type	Amount	Usage Hours	Horse Power	Load Factor
Demolition	Concrete/Industrial Saws	1	8.00	81	0.73
Demolition	Excavators	3	8.00	158	0.38
Demolition	Rubber Tired Dozers	2	8.00	247	0.40
Site Preparation	Crawler Tractors	4	8.00	212	0.43
Site Preparation	Rubber Tired Dozers	3	8.00	247	0.40
Site Preparation	Tractors/Loaders/Backhoes	0	8.00	97	0.37
Grading	Crawler Tractors	2	8.00	212	0.43
Grading	Excavators	2	8.00	158	0.38
Grading	Graders	1	8.00	187	0.41
Grading	Rubber Tired Dozers	1	8.00	247	0.40
Grading	Scrapers	2	8.00	367	0.48
Grading	Tractors/Loaders/Backhoes	0	8.00	97	0.37
Building Construction	Cranes	1	8.00	231	0.29
Building Construction	Crawler Tractors	3	8.00	212	0.43
Building Construction	Forklifts	3	8.00	89	0.20
Building Construction	Generator Sets	1	8.00	84	0.74
Building Construction	Tractors/Loaders/Backhoes	0	8.00	97	0.37
Building Construction	Welders	1	8.00	46	0.45
Paving	Pavers	2	8.00	130	0.42
Paving	Paving Equipment	2	8.00	132	0.36
Paving	Rollers	2	8.00	80	0.38
Architectural Coating	Air Compressors	1	8.00	78	0.48

Trips and VMT

Merrill Commerce Center (Phase A Construction - Mitigated) - San Bernardino-South Coast County, Summer

Phase Name	Offroad Equipment Count	Worker Trip Number	Vendor Trip Number	Hauling Trip Number	Worker Trip Length	Vendor Trip Length	Hauling Trip Length	Worker Vehicle Class	Vendor Vehicle Class	Hauling Vehicle Class
Demolition	6	15.00	0.00	21.00	14.70	6.90	20.00	LD_Mix	HDT_Mix	HHDT
Site Preparation	7	18.00	0.00	0.00	14.70	6.90	20.00	LD_Mix	HDT_Mix	HHDT
Grading	8	20.00	0.00	0.00	14.70	6.90	20.00	LD_Mix	HDT_Mix	HHDT
Building Construction	9	1,052.00	410.00	0.00	14.70	6.90	20.00	LD_Mix	HDT_Mix	HHDT
Paving	6	15.00	0.00	0.00	14.70	6.90	20.00	LD_Mix	HDT_Mix	HHDT
Architectural Coating	1	210.00	0.00	0.00	14.70	6.90	20.00	LD_Mix	HDT_Mix	HHDT

3.1 Mitigation Measures Construction

Use Cleaner Engines for Construction Equipment

Water Exposed Area

3.2 Demolition - 2020**Unmitigated Construction On-Site**

	ROG	NOx	CO	SO2	Fugitive PM10	Exhaust PM10	PM10 Total	Fugitive PM2.5	Exhaust PM2.5	PM2.5 Total	Bio- CO2	NBio- CO2	Total CO2	CH4	N2O	CO2e
Category	lb/day										lb/day					
Fugitive Dust					0.0758	0.0000	0.0758	0.0115	0.0000	0.0115			0.0000			0.0000
Off-Road	3.3121	33.2010	21.7532	0.0388		1.6587	1.6587		1.5419	1.5419		3,747.7049	3,747.7049	1.0580		3,774.1536
Total	3.3121	33.2010	21.7532	0.0388	0.0758	1.6587	1.7345	0.0115	1.5419	1.5533		3,747.7049	3,747.7049	1.0580		3,774.1536

Merrill Commerce Center (Phase A Construction - Mitigated) - San Bernardino-South Coast County, Summer

3.2 Demolition - 2020**Unmitigated Construction Off-Site**

	ROG	NOx	CO	SO2	Fugitive PM10	Exhaust PM10	PM10 Total	Fugitive PM2.5	Exhaust PM2.5	PM2.5 Total	Bio- CO2	NBio- CO2	Total CO2	CH4	N2O	CO2e
Category	lb/day										lb/day					
Hauling	2.1700e-003	0.0862	0.0127	2.7000e-004	6.1300e-003	2.6000e-004	6.3800e-003	1.6800e-003	2.5000e-004	1.9300e-003		29.1448	29.1448	1.5700e-003		29.1841
Vendor	0.0000	0.0000	0.0000	0.0000	0.0000	0.0000	0.0000	0.0000	0.0000	0.0000		0.0000	0.0000	0.0000		0.0000
Worker	0.0819	0.0525	0.6746	1.7000e-003	0.1677	1.1000e-003	0.1688	0.0445	1.0100e-003	0.0455		169.5126	169.5126	5.1700e-003		169.6420
Total	0.0840	0.1388	0.6873	1.9700e-003	0.1738	1.3600e-003	0.1751	0.0462	1.2600e-003	0.0474		198.6574	198.6574	6.7400e-003		198.8261

Mitigated Construction On-Site

	ROG	NOx	CO	SO2	Fugitive PM10	Exhaust PM10	PM10 Total	Fugitive PM2.5	Exhaust PM2.5	PM2.5 Total	Bio- CO2	NBio- CO2	Total CO2	CH4	N2O	CO2e
Category	lb/day										lb/day					
Fugitive Dust					0.0296	0.0000	0.0296	4.4800e-003	0.0000	4.4800e-003			0.0000			0.0000
Off-Road	0.4623	2.0032	23.2798	0.0388		0.0616	0.0616		0.0616	0.0616	0.0000	3,747.7049	3,747.7049	1.0580		3,774.1536
Total	0.4623	2.0032	23.2798	0.0388	0.0296	0.0616	0.0912	4.4800e-003	0.0616	0.0661	0.0000	3,747.7049	3,747.7049	1.0580		3,774.1536

Merrill Commerce Center (Phase A Construction - Mitigated) - San Bernardino-South Coast County, Summer

3.2 Demolition - 2020**Mitigated Construction Off-Site**

	ROG	NOx	CO	SO2	Fugitive PM10	Exhaust PM10	PM10 Total	Fugitive PM2.5	Exhaust PM2.5	PM2.5 Total	Bio- CO2	NBio- CO2	Total CO2	CH4	N2O	CO2e
Category	lb/day										lb/day					
Hauling	2.1700e-003	0.0862	0.0127	2.7000e-004	6.1300e-003	2.6000e-004	6.3800e-003	1.6800e-003	2.5000e-004	1.9300e-003		29.1448	29.1448	1.5700e-003		29.1841
Vendor	0.0000	0.0000	0.0000	0.0000	0.0000	0.0000	0.0000	0.0000	0.0000	0.0000		0.0000	0.0000	0.0000		0.0000
Worker	0.0819	0.0525	0.6746	1.7000e-003	0.1677	1.1000e-003	0.1688	0.0445	1.0100e-003	0.0455		169.5126	169.5126	5.1700e-003		169.6420
Total	0.0840	0.1388	0.6873	1.9700e-003	0.1738	1.3600e-003	0.1751	0.0462	1.2600e-003	0.0474		198.6574	198.6574	6.7400e-003		198.8261

3.3 Site Preparation - 2020**Unmitigated Construction On-Site**

	ROG	NOx	CO	SO2	Fugitive PM10	Exhaust PM10	PM10 Total	Fugitive PM2.5	Exhaust PM2.5	PM2.5 Total	Bio- CO2	NBio- CO2	Total CO2	CH4	N2O	CO2e
Category	lb/day										lb/day					
Fugitive Dust					21.7780	0.0000	21.7780	10.3315	0.0000	10.3315			0.0000			0.0000
Off-Road	5.5539	63.7874	22.3947	0.0570		2.7875	2.7875		2.5645	2.5645		5,523.581 2	5,523.581 2	1.7864		5,568.242 1
Total	5.5539	63.7874	22.3947	0.0570	21.7780	2.7875	24.5655	10.3315	2.5645	12.8960		5,523.581 2	5,523.581 2	1.7864		5,568.242 1

Merrill Commerce Center (Phase A Construction - Mitigated) - San Bernardino-South Coast County, Summer

3.3 Site Preparation - 2020**Unmitigated Construction Off-Site**

	ROG	NOx	CO	SO2	Fugitive PM10	Exhaust PM10	PM10 Total	Fugitive PM2.5	Exhaust PM2.5	PM2.5 Total	Bio- CO2	NBio- CO2	Total CO2	CH4	N2O	CO2e
Category	lb/day										lb/day					
Hauling	0.0000	0.0000	0.0000	0.0000	0.0000	0.0000	0.0000	0.0000	0.0000	0.0000		0.0000	0.0000	0.0000		0.0000
Vendor	0.0000	0.0000	0.0000	0.0000	0.0000	0.0000	0.0000	0.0000	0.0000	0.0000		0.0000	0.0000	0.0000		0.0000
Worker	0.0982	0.0631	0.8095	2.0400e-003	0.2012	1.3200e-003	0.2025	0.0534	1.2100e-003	0.0546		203.4151	203.4151	6.2100e-003		203.5704
Total	0.0982	0.0631	0.8095	2.0400e-003	0.2012	1.3200e-003	0.2025	0.0534	1.2100e-003	0.0546		203.4151	203.4151	6.2100e-003		203.5704

Mitigated Construction On-Site

	ROG	NOx	CO	SO2	Fugitive PM10	Exhaust PM10	PM10 Total	Fugitive PM2.5	Exhaust PM2.5	PM2.5 Total	Bio- CO2	NBio- CO2	Total CO2	CH4	N2O	CO2e
Category	lb/day										lb/day					
Fugitive Dust					8.4934	0.0000	8.4934	4.0293	0.0000	4.0293			0.0000			0.0000
Off-Road	0.6995	3.0313	25.6493	0.0570		0.0933	0.0933		0.0933	0.0933	0.0000	5,523.5812	5,523.5812	1.7864		5,568.2421
Total	0.6995	3.0313	25.6493	0.0570	8.4934	0.0933	8.5867	4.0293	0.0933	4.1225	0.0000	5,523.5812	5,523.5812	1.7864		5,568.2421

Merrill Commerce Center (Phase A Construction - Mitigated) - San Bernardino-South Coast County, Summer

3.3 Site Preparation - 2020**Mitigated Construction Off-Site**

	ROG	NOx	CO	SO2	Fugitive PM10	Exhaust PM10	PM10 Total	Fugitive PM2.5	Exhaust PM2.5	PM2.5 Total	Bio- CO2	NBio- CO2	Total CO2	CH4	N2O	CO2e
Category	lb/day										lb/day					
Hauling	0.0000	0.0000	0.0000	0.0000	0.0000	0.0000	0.0000	0.0000	0.0000	0.0000		0.0000	0.0000	0.0000		0.0000
Vendor	0.0000	0.0000	0.0000	0.0000	0.0000	0.0000	0.0000	0.0000	0.0000	0.0000		0.0000	0.0000	0.0000		0.0000
Worker	0.0982	0.0631	0.8095	2.0400e-003	0.2012	1.3200e-003	0.2025	0.0534	1.2100e-003	0.0546		203.4151	203.4151	6.2100e-003		203.5704
Total	0.0982	0.0631	0.8095	2.0400e-003	0.2012	1.3200e-003	0.2025	0.0534	1.2100e-003	0.0546		203.4151	203.4151	6.2100e-003		203.5704

3.4 Grading - 2020**Unmitigated Construction On-Site**

	ROG	NOx	CO	SO2	Fugitive PM10	Exhaust PM10	PM10 Total	Fugitive PM2.5	Exhaust PM2.5	PM2.5 Total	Bio- CO2	NBio- CO2	Total CO2	CH4	N2O	CO2e
Category	lb/day										lb/day					
Fugitive Dust					10.2641	0.0000	10.2641	3.7683	0.0000	3.7683			0.0000			0.0000
Off-Road	5.1888	60.8826	32.3988	0.0715		2.4690	2.4690		2.2714	2.2714		6,925.105 1	6,925.105 1	2.2397		6,981.098 1
Total	5.1888	60.8826	32.3988	0.0715	10.2641	2.4690	12.7331	3.7683	2.2714	6.0397		6,925.105 1	6,925.105 1	2.2397		6,981.098 1

Merrill Commerce Center (Phase A Construction - Mitigated) - San Bernardino-South Coast County, Summer

3.4 Grading - 2020**Unmitigated Construction Off-Site**

	ROG	NOx	CO	SO2	Fugitive PM10	Exhaust PM10	PM10 Total	Fugitive PM2.5	Exhaust PM2.5	PM2.5 Total	Bio- CO2	NBio- CO2	Total CO2	CH4	N2O	CO2e
Category	lb/day										lb/day					
Hauling	0.0000	0.0000	0.0000	0.0000	0.0000	0.0000	0.0000	0.0000	0.0000	0.0000		0.0000	0.0000	0.0000		0.0000
Vendor	0.0000	0.0000	0.0000	0.0000	0.0000	0.0000	0.0000	0.0000	0.0000	0.0000		0.0000	0.0000	0.0000		0.0000
Worker	0.1092	0.0701	0.8995	2.2700e-003	0.2236	1.4600e-003	0.2250	0.0593	1.3500e-003	0.0606		226.0168	226.0168	6.9000e-003		226.1893
Total	0.1092	0.0701	0.8995	2.2700e-003	0.2236	1.4600e-003	0.2250	0.0593	1.3500e-003	0.0606		226.0168	226.0168	6.9000e-003		226.1893

Mitigated Construction On-Site

	ROG	NOx	CO	SO2	Fugitive PM10	Exhaust PM10	PM10 Total	Fugitive PM2.5	Exhaust PM2.5	PM2.5 Total	Bio- CO2	NBio- CO2	Total CO2	CH4	N2O	CO2e
Category	lb/day										lb/day					
Fugitive Dust					4.0030	0.0000	4.0030	1.4696	0.0000	1.4696			0.0000			0.0000
Off-Road	0.8785	3.8069	35.3893	0.0715		0.1171	0.1171		0.1171	0.1171	0.0000	6,925.105 1	6,925.105 1	2.2397		6,981.098 1
Total	0.8785	3.8069	35.3893	0.0715	4.0030	0.1171	4.1201	1.4696	0.1171	1.5868	0.0000	6,925.105 1	6,925.105 1	2.2397		6,981.098 1

Merrill Commerce Center (Phase A Construction - Mitigated) - San Bernardino-South Coast County, Summer

3.4 Grading - 2020**Mitigated Construction Off-Site**

	ROG	NOx	CO	SO2	Fugitive PM10	Exhaust PM10	PM10 Total	Fugitive PM2.5	Exhaust PM2.5	PM2.5 Total	Bio- CO2	NBio- CO2	Total CO2	CH4	N2O	CO2e
Category	lb/day										lb/day					
Hauling	0.0000	0.0000	0.0000	0.0000	0.0000	0.0000	0.0000	0.0000	0.0000	0.0000		0.0000	0.0000	0.0000		0.0000
Vendor	0.0000	0.0000	0.0000	0.0000	0.0000	0.0000	0.0000	0.0000	0.0000	0.0000		0.0000	0.0000	0.0000		0.0000
Worker	0.1092	0.0701	0.8995	2.2700e-003	0.2236	1.4600e-003	0.2250	0.0593	1.3500e-003	0.0606		226.0168	226.0168	6.9000e-003		226.1893
Total	0.1092	0.0701	0.8995	2.2700e-003	0.2236	1.4600e-003	0.2250	0.0593	1.3500e-003	0.0606		226.0168	226.0168	6.9000e-003		226.1893

3.4 Grading - 2021**Unmitigated Construction On-Site**

	ROG	NOx	CO	SO2	Fugitive PM10	Exhaust PM10	PM10 Total	Fugitive PM2.5	Exhaust PM2.5	PM2.5 Total	Bio- CO2	NBio- CO2	Total CO2	CH4	N2O	CO2e
Category	lb/day										lb/day					
Fugitive Dust					10.2641	0.0000	10.2641	3.7683	0.0000	3.7683			0.0000			0.0000
Off-Road	4.9185	56.5443	31.2281	0.0715		2.2861	2.2861		2.1032	2.1032		6,925.967 4	6,925.967 4	2.2400		6,981.967 3
Total	4.9185	56.5443	31.2281	0.0715	10.2641	2.2861	12.5502	3.7683	2.1032	5.8715		6,925.967 4	6,925.967 4	2.2400		6,981.967 3

Merrill Commerce Center (Phase A Construction - Mitigated) - San Bernardino-South Coast County, Summer

3.4 Grading - 2021**Unmitigated Construction Off-Site**

	ROG	NOx	CO	SO2	Fugitive PM10	Exhaust PM10	PM10 Total	Fugitive PM2.5	Exhaust PM2.5	PM2.5 Total	Bio- CO2	NBio- CO2	Total CO2	CH4	N2O	CO2e
Category	lb/day										lb/day					
Hauling	0.0000	0.0000	0.0000	0.0000	0.0000	0.0000	0.0000	0.0000	0.0000	0.0000		0.0000	0.0000	0.0000		0.0000
Vendor	0.0000	0.0000	0.0000	0.0000	0.0000	0.0000	0.0000	0.0000	0.0000	0.0000		0.0000	0.0000	0.0000		0.0000
Worker	0.1016	0.0628	0.8280	2.2000e-003	0.2236	1.4300e-003	0.2250	0.0593	1.3200e-003	0.0606		218.8161	218.8161	6.2300e-003		218.9718
Total	0.1016	0.0628	0.8280	2.2000e-003	0.2236	1.4300e-003	0.2250	0.0593	1.3200e-003	0.0606		218.8161	218.8161	6.2300e-003		218.9718

Mitigated Construction On-Site

	ROG	NOx	CO	SO2	Fugitive PM10	Exhaust PM10	PM10 Total	Fugitive PM2.5	Exhaust PM2.5	PM2.5 Total	Bio- CO2	NBio- CO2	Total CO2	CH4	N2O	CO2e
Category	lb/day										lb/day					
Fugitive Dust					4.0030	0.0000	4.0030	1.4696	0.0000	1.4696			0.0000			0.0000
Off-Road	0.8785	3.8069	35.3893	0.0715		0.1171	0.1171		0.1171	0.1171	0.0000	6,925.9674	6,925.9674	2.2400		6,981.9673
Total	0.8785	3.8069	35.3893	0.0715	4.0030	0.1171	4.1201	1.4696	0.1171	1.5868	0.0000	6,925.9674	6,925.9674	2.2400		6,981.9673

Merrill Commerce Center (Phase A Construction - Mitigated) - San Bernardino-South Coast County, Summer

3.4 Grading - 2021**Mitigated Construction Off-Site**

	ROG	NOx	CO	SO2	Fugitive PM10	Exhaust PM10	PM10 Total	Fugitive PM2.5	Exhaust PM2.5	PM2.5 Total	Bio- CO2	NBio- CO2	Total CO2	CH4	N2O	CO2e
Category	lb/day										lb/day					
Hauling	0.0000	0.0000	0.0000	0.0000	0.0000	0.0000	0.0000	0.0000	0.0000	0.0000		0.0000	0.0000	0.0000		0.0000
Vendor	0.0000	0.0000	0.0000	0.0000	0.0000	0.0000	0.0000	0.0000	0.0000	0.0000		0.0000	0.0000	0.0000		0.0000
Worker	0.1016	0.0628	0.8280	2.2000e-003	0.2236	1.4300e-003	0.2250	0.0593	1.3200e-003	0.0606		218.8161	218.8161	6.2300e-003		218.9718
Total	0.1016	0.0628	0.8280	2.2000e-003	0.2236	1.4300e-003	0.2250	0.0593	1.3200e-003	0.0606		218.8161	218.8161	6.2300e-003		218.9718

3.5 Building Construction - 2021**Unmitigated Construction On-Site**

	ROG	NOx	CO	SO2	Fugitive PM10	Exhaust PM10	PM10 Total	Fugitive PM2.5	Exhaust PM2.5	PM2.5 Total	Bio- CO2	NBio- CO2	Total CO2	CH4	N2O	CO2e
Category	lb/day										lb/day					
Off-Road	3.1137	33.9659	18.1952	0.0430		1.4763	1.4763		1.3775	1.3775		4,114.4297	4,114.4297	1.1209		4,142.4520
Total	3.1137	33.9659	18.1952	0.0430		1.4763	1.4763		1.3775	1.3775		4,114.4297	4,114.4297	1.1209		4,142.4520

Merrill Commerce Center (Phase A Construction - Mitigated) - San Bernardino-South Coast County, Summer

3.5 Building Construction - 2021**Unmitigated Construction Off-Site**

	ROG	NOx	CO	SO2	Fugitive PM10	Exhaust PM10	PM10 Total	Fugitive PM2.5	Exhaust PM2.5	PM2.5 Total	Bio- CO2	NBio- CO2	Total CO2	CH4	N2O	CO2e
Category	lb/day										lb/day					
Hauling	0.0000	0.0000	0.0000	0.0000	0.0000	0.0000	0.0000	0.0000	0.0000	0.0000		0.0000	0.0000	0.0000		0.0000
Vendor	1.0610	39.5394	7.4400	0.1106	2.6259	0.0678	2.6937	0.7561	0.0648	0.8209		11,668.16 16	11,668.16 16	0.7374		11,686.59 60
Worker	5.3452	3.3039	43.5511	0.1156	11.7589	0.0752	11.8341	3.1185	0.0693	3.1878		11,509.72 71	11,509.72 71	0.3276		11,517.91 66
Total	6.4061	42.8433	50.9911	0.2262	14.3848	0.1430	14.5278	3.8746	0.1341	4.0087		23,177.88 87	23,177.88 87	1.0650		23,204.51 25

Mitigated Construction On-Site

	ROG	NOx	CO	SO2	Fugitive PM10	Exhaust PM10	PM10 Total	Fugitive PM2.5	Exhaust PM2.5	PM2.5 Total	Bio- CO2	NBio- CO2	Total CO2	CH4	N2O	CO2e
Category	lb/day										lb/day					
Off-Road	0.5264	3.0952	22.2486	0.0430		0.0673	0.0673		0.0673	0.0673	0.0000	4,114.429 7	4,114.429 7	1.1209		4,142.452 0
Total	0.5264	3.0952	22.2486	0.0430		0.0673	0.0673		0.0673	0.0673	0.0000	4,114.429 7	4,114.429 7	1.1209		4,142.452 0

Merrill Commerce Center (Phase A Construction - Mitigated) - San Bernardino-South Coast County, Summer

3.5 Building Construction - 2021**Mitigated Construction Off-Site**

	ROG	NOx	CO	SO2	Fugitive PM10	Exhaust PM10	PM10 Total	Fugitive PM2.5	Exhaust PM2.5	PM2.5 Total	Bio- CO2	NBio- CO2	Total CO2	CH4	N2O	CO2e
Category	lb/day										lb/day					
Hauling	0.0000	0.0000	0.0000	0.0000	0.0000	0.0000	0.0000	0.0000	0.0000	0.0000		0.0000	0.0000	0.0000		0.0000
Vendor	1.0610	39.5394	7.4400	0.1106	2.6259	0.0678	2.6937	0.7561	0.0648	0.8209		11,668.16 16	11,668.16 16	0.7374		11,686.59 60
Worker	5.3452	3.3039	43.5511	0.1156	11.7589	0.0752	11.8341	3.1185	0.0693	3.1878		11,509.72 71	11,509.72 71	0.3276		11,517.91 66
Total	6.4061	42.8433	50.9911	0.2262	14.3848	0.1430	14.5278	3.8746	0.1341	4.0087		23,177.88 87	23,177.88 87	1.0650		23,204.51 25

3.5 Building Construction - 2022**Unmitigated Construction On-Site**

	ROG	NOx	CO	SO2	Fugitive PM10	Exhaust PM10	PM10 Total	Fugitive PM2.5	Exhaust PM2.5	PM2.5 Total	Bio- CO2	NBio- CO2	Total CO2	CH4	N2O	CO2e
Category	lb/day										lb/day					
Off-Road	2.7963	29.7637	17.6698	0.0430		1.2743	1.2743		1.1892	1.1892		4,110.532 2	4,110.532 2	1.1153		4,138.413 5
Total	2.7963	29.7637	17.6698	0.0430		1.2743	1.2743		1.1892	1.1892		4,110.532 2	4,110.532 2	1.1153		4,138.413 5

Merrill Commerce Center (Phase A Construction - Mitigated) - San Bernardino-South Coast County, Summer

3.5 Building Construction - 2022**Unmitigated Construction Off-Site**

	ROG	NOx	CO	SO2	Fugitive PM10	Exhaust PM10	PM10 Total	Fugitive PM2.5	Exhaust PM2.5	PM2.5 Total	Bio- CO2	NBio- CO2	Total CO2	CH4	N2O	CO2e
Category	lb/day										lb/day					
Hauling	0.0000	0.0000	0.0000	0.0000	0.0000	0.0000	0.0000	0.0000	0.0000	0.0000		0.0000	0.0000	0.0000		0.0000
Vendor	0.9884	37.4994	6.8788	0.1097	2.6259	0.0569	2.6828	0.7561	0.0545	0.8105		11,574.61 09	11,574.61 09	0.7119		11,592.40 72
Worker	4.9917	2.9706	40.0081	0.1114	11.7589	0.0730	11.8319	3.1185	0.0672	3.1857		11,094.41 75	11,094.41 75	0.2938		11,101.76 32
Total	5.9800	40.4700	46.8868	0.2211	14.3848	0.1300	14.5147	3.8746	0.1217	3.9963		22,669.02 83	22,669.02 83	1.0057		22,694.17 04

Mitigated Construction On-Site

	ROG	NOx	CO	SO2	Fugitive PM10	Exhaust PM10	PM10 Total	Fugitive PM2.5	Exhaust PM2.5	PM2.5 Total	Bio- CO2	NBio- CO2	Total CO2	CH4	N2O	CO2e
Category	lb/day										lb/day					
Off-Road	0.5264	3.0952	22.2486	0.0430		0.0673	0.0673		0.0673	0.0673	0.0000	4,110.532 2	4,110.532 2	1.1153		4,138.413 5
Total	0.5264	3.0952	22.2486	0.0430		0.0673	0.0673		0.0673	0.0673	0.0000	4,110.532 2	4,110.532 2	1.1153		4,138.413 5

Merrill Commerce Center (Phase A Construction - Mitigated) - San Bernardino-South Coast County, Summer

3.5 Building Construction - 2022**Mitigated Construction Off-Site**

	ROG	NOx	CO	SO2	Fugitive PM10	Exhaust PM10	PM10 Total	Fugitive PM2.5	Exhaust PM2.5	PM2.5 Total	Bio- CO2	NBio- CO2	Total CO2	CH4	N2O	CO2e
Category	lb/day										lb/day					
Hauling	0.0000	0.0000	0.0000	0.0000	0.0000	0.0000	0.0000	0.0000	0.0000	0.0000		0.0000	0.0000	0.0000		0.0000
Vendor	0.9884	37.4994	6.8788	0.1097	2.6259	0.0569	2.6828	0.7561	0.0545	0.8105		11,574.6109	11,574.6109	0.7119		11,592.4072
Worker	4.9917	2.9706	40.0081	0.1114	11.7589	0.0730	11.8319	3.1185	0.0672	3.1857		11,094.4175	11,094.4175	0.2938		11,101.7632
Total	5.9800	40.4700	46.8868	0.2211	14.3848	0.1300	14.5147	3.8746	0.1217	3.9963		22,669.0283	22,669.0283	1.0057		22,694.1704

3.6 Paving - 2022**Unmitigated Construction On-Site**

	ROG	NOx	CO	SO2	Fugitive PM10	Exhaust PM10	PM10 Total	Fugitive PM2.5	Exhaust PM2.5	PM2.5 Total	Bio- CO2	NBio- CO2	Total CO2	CH4	N2O	CO2e
Category	lb/day										lb/day					
Off-Road	1.1028	11.1249	14.5805	0.0228		0.5679	0.5679		0.5225	0.5225		2,207.6603	2,207.6603	0.7140		2,225.5104
Paving	0.1770					0.0000	0.0000		0.0000	0.0000			0.0000			0.0000
Total	1.2798	11.1249	14.5805	0.0228		0.5679	0.5679		0.5225	0.5225		2,207.6603	2,207.6603	0.7140		2,225.5104

Merrill Commerce Center (Phase A Construction - Mitigated) - San Bernardino-South Coast County, Summer

3.6 Paving - 2022**Unmitigated Construction Off-Site**

	ROG	NOx	CO	SO2	Fugitive PM10	Exhaust PM10	PM10 Total	Fugitive PM2.5	Exhaust PM2.5	PM2.5 Total	Bio- CO2	NBio- CO2	Total CO2	CH4	N2O	CO2e
Category	lb/day										lb/day					
Hauling	0.0000	0.0000	0.0000	0.0000	0.0000	0.0000	0.0000	0.0000	0.0000	0.0000		0.0000	0.0000	0.0000		0.0000
Vendor	0.0000	0.0000	0.0000	0.0000	0.0000	0.0000	0.0000	0.0000	0.0000	0.0000		0.0000	0.0000	0.0000		0.0000
Worker	0.0712	0.0424	0.5705	1.5900e-003	0.1677	1.0400e-003	0.1687	0.0445	9.6000e-004	0.0454		158.1904	158.1904	4.1900e-003		158.2951
Total	0.0712	0.0424	0.5705	1.5900e-003	0.1677	1.0400e-003	0.1687	0.0445	9.6000e-004	0.0454		158.1904	158.1904	4.1900e-003		158.2951

Mitigated Construction On-Site

	ROG	NOx	CO	SO2	Fugitive PM10	Exhaust PM10	PM10 Total	Fugitive PM2.5	Exhaust PM2.5	PM2.5 Total	Bio- CO2	NBio- CO2	Total CO2	CH4	N2O	CO2e
Category	lb/day										lb/day					
Off-Road	0.2805	1.2154	17.2957	0.0228		0.0374	0.0374		0.0374	0.0374	0.0000	2,207.6603	2,207.6603	0.7140		2,225.5104
Paving	0.1770					0.0000	0.0000		0.0000	0.0000			0.0000			0.0000
Total	0.4574	1.2154	17.2957	0.0228		0.0374	0.0374		0.0374	0.0374	0.0000	2,207.6603	2,207.6603	0.7140		2,225.5104

Merrill Commerce Center (Phase A Construction - Mitigated) - San Bernardino-South Coast County, Summer

3.6 Paving - 2022**Mitigated Construction Off-Site**

	ROG	NOx	CO	SO2	Fugitive PM10	Exhaust PM10	PM10 Total	Fugitive PM2.5	Exhaust PM2.5	PM2.5 Total	Bio- CO2	NBio- CO2	Total CO2	CH4	N2O	CO2e
Category	lb/day										lb/day					
Hauling	0.0000	0.0000	0.0000	0.0000	0.0000	0.0000	0.0000	0.0000	0.0000	0.0000		0.0000	0.0000	0.0000		0.0000
Vendor	0.0000	0.0000	0.0000	0.0000	0.0000	0.0000	0.0000	0.0000	0.0000	0.0000		0.0000	0.0000	0.0000		0.0000
Worker	0.0712	0.0424	0.5705	1.5900e-003	0.1677	1.0400e-003	0.1687	0.0445	9.6000e-004	0.0454		158.1904	158.1904	4.1900e-003		158.2951
Total	0.0712	0.0424	0.5705	1.5900e-003	0.1677	1.0400e-003	0.1687	0.0445	9.6000e-004	0.0454		158.1904	158.1904	4.1900e-003		158.2951

3.7 Architectural Coating - 2022**Unmitigated Construction On-Site**

	ROG	NOx	CO	SO2	Fugitive PM10	Exhaust PM10	PM10 Total	Fugitive PM2.5	Exhaust PM2.5	PM2.5 Total	Bio- CO2	NBio- CO2	Total CO2	CH4	N2O	CO2e
Category	lb/day										lb/day					
Archit. Coating	18.4533					0.0000	0.0000		0.0000	0.0000			0.0000			0.0000
Off-Road	0.2727	1.8780	2.4181	3.9600e-003		0.1090	0.1090		0.1090	0.1090		375.2641	375.2641	0.0244		375.8749
Total	18.7260	1.8780	2.4181	3.9600e-003		0.1090	0.1090		0.1090	0.1090		375.2641	375.2641	0.0244		375.8749

Merrill Commerce Center (Phase A Construction - Mitigated) - San Bernardino-South Coast County, Summer

3.7 Architectural Coating - 2022**Unmitigated Construction Off-Site**

	ROG	NOx	CO	SO2	Fugitive PM10	Exhaust PM10	PM10 Total	Fugitive PM2.5	Exhaust PM2.5	PM2.5 Total	Bio- CO2	NBio- CO2	Total CO2	CH4	N2O	CO2e
Category	lb/day										lb/day					
Hauling	0.0000	0.0000	0.0000	0.0000	0.0000	0.0000	0.0000	0.0000	0.0000	0.0000		0.0000	0.0000	0.0000		0.0000
Vendor	0.0000	0.0000	0.0000	0.0000	0.0000	0.0000	0.0000	0.0000	0.0000	0.0000		0.0000	0.0000	0.0000		0.0000
Worker	0.9964	0.5930	7.9864	0.0222	2.3473	0.0146	2.3619	0.6225	0.0134	0.6359		2,214.665 1	2,214.665 1	0.0587		2,216.131 4
Total	0.9964	0.5930	7.9864	0.0222	2.3473	0.0146	2.3619	0.6225	0.0134	0.6359		2,214.665 1	2,214.665 1	0.0587		2,216.131 4

Mitigated Construction On-Site

	ROG	NOx	CO	SO2	Fugitive PM10	Exhaust PM10	PM10 Total	Fugitive PM2.5	Exhaust PM2.5	PM2.5 Total	Bio- CO2	NBio- CO2	Total CO2	CH4	N2O	CO2e
Category	lb/day										lb/day					
Archit. Coating	18.4533					0.0000	0.0000		0.0000	0.0000			0.0000			0.0000
Off-Road	0.0396	0.1717	2.4432	3.9600e-003		5.2800e-003	5.2800e-003		5.2800e-003	5.2800e-003	0.0000	375.2641	375.2641	0.0244		375.8749
Total	18.4929	0.1717	2.4432	3.9600e-003		5.2800e-003	5.2800e-003		5.2800e-003	5.2800e-003	0.0000	375.2641	375.2641	0.0244		375.8749

Merrill Commerce Center (Phase A Construction - Mitigated) - San Bernardino-South Coast County, Summer

3.7 Architectural Coating - 2022**Mitigated Construction Off-Site**

	ROG	NOx	CO	SO2	Fugitive PM10	Exhaust PM10	PM10 Total	Fugitive PM2.5	Exhaust PM2.5	PM2.5 Total	Bio- CO2	NBio- CO2	Total CO2	CH4	N2O	CO2e
Category	lb/day										lb/day					
Hauling	0.0000	0.0000	0.0000	0.0000	0.0000	0.0000	0.0000	0.0000	0.0000	0.0000		0.0000	0.0000	0.0000		0.0000
Vendor	0.0000	0.0000	0.0000	0.0000	0.0000	0.0000	0.0000	0.0000	0.0000	0.0000		0.0000	0.0000	0.0000		0.0000
Worker	0.9964	0.5930	7.9864	0.0222	2.3473	0.0146	2.3619	0.6225	0.0134	0.6359		2,214.665 1	2,214.665 1	0.0587		2,216.131 4
Total	0.9964	0.5930	7.9864	0.0222	2.3473	0.0146	2.3619	0.6225	0.0134	0.6359		2,214.665 1	2,214.665 1	0.0587		2,216.131 4

4.0 Operational Detail - Mobile**4.1 Mitigation Measures Mobile**

Merrill Commerce Center (Phase A Construction - Mitigated) - San Bernardino-South Coast County, Summer

	ROG	NOx	CO	SO2	Fugitive PM10	Exhaust PM10	PM10 Total	Fugitive PM2.5	Exhaust PM2.5	PM2.5 Total	Bio- CO2	NBio- CO2	Total CO2	CH4	N2O	CO2e
Category	lb/day										lb/day					
Mitigated	0.0000	0.0000	0.0000	0.0000	0.0000	0.0000	0.0000	0.0000	0.0000	0.0000		0.0000	0.0000	0.0000		0.0000
Unmitigated	0.0000	0.0000	0.0000	0.0000	0.0000	0.0000	0.0000	0.0000	0.0000	0.0000		0.0000	0.0000	0.0000		0.0000

4.2 Trip Summary Information

Land Use	Average Daily Trip Rate			Unmitigated	Mitigated
	Weekday	Saturday	Sunday	Annual VMT	Annual VMT
Other Asphalt Surfaces	0.00	0.00	0.00		
Warehouse-No Rail	0.00	0.00	0.00		
Total	0.00	0.00	0.00		

4.3 Trip Type Information

Land Use	Miles			Trip %			Trip Purpose %		
	H-W or C-W	H-S or C-C	H-O or C-NW	H-W or C-W	H-S or C-C	H-O or C-NW	Primary	Diverted	Pass-by
Other Asphalt Surfaces	0.00	0.00	0.00	0.00	0.00	0.00	0	0	0
Warehouse-No Rail	0.00	0.00	0.00	0.00	0.00	0.00	0	0	0

4.4 Fleet Mix

Land Use	LDA	LDT1	LDT2	MDV	LHD1	LHD2	MHD	HHD	OBUS	UBUS	MCY	SBUS	MH
Other Asphalt Surfaces	0.553113	0.036408	0.180286	0.116335	0.016165	0.005101	0.018218	0.063797	0.001357	0.001565	0.005903	0.000808	0.000944
Warehouse-No Rail	0.553113	0.036408	0.180286	0.116335	0.016165	0.005101	0.018218	0.063797	0.001357	0.001565	0.005903	0.000808	0.000944

Merrill Commerce Center (Phase A Construction - Mitigated) - San Bernardino-South Coast County, Summer

5.0 Energy Detail

Historical Energy Use: N

5.1 Mitigation Measures Energy

	ROG	NOx	CO	SO2	Fugitive PM10	Exhaust PM10	PM10 Total	Fugitive PM2.5	Exhaust PM2.5	PM2.5 Total	Bio- CO2	NBio- CO2	Total CO2	CH4	N2O	CO2e
Category	lb/day										lb/day					
NaturalGas Mitigated	0.0000	0.0000	0.0000	0.0000		0.0000	0.0000		0.0000	0.0000		0.0000	0.0000	0.0000	0.0000	0.0000
NaturalGas Unmitigated	0.0000	0.0000	0.0000	0.0000		0.0000	0.0000		0.0000	0.0000		0.0000	0.0000	0.0000	0.0000	0.0000

Merrill Commerce Center (Phase A Construction - Mitigated) - San Bernardino-South Coast County, Summer

5.2 Energy by Land Use - NaturalGas**Unmitigated**

	NaturalGas Use	ROG	NOx	CO	SO2	Fugitive PM10	Exhaust PM10	PM10 Total	Fugitive PM2.5	Exhaust PM2.5	PM2.5 Total	Bio- CO2	NBio- CO2	Total CO2	CH4	N2O	CO2e
Land Use	kBTU/yr	lb/day										lb/day					
Other Asphalt Surfaces	0	0.0000	0.0000	0.0000	0.0000		0.0000	0.0000		0.0000	0.0000		0.0000	0.0000	0.0000	0.0000	0.0000
Warehouse-No Rail	0	0.0000	0.0000	0.0000	0.0000		0.0000	0.0000		0.0000	0.0000		0.0000	0.0000	0.0000	0.0000	0.0000
Total		0.0000	0.0000	0.0000	0.0000		0.0000	0.0000		0.0000	0.0000		0.0000	0.0000	0.0000	0.0000	0.0000

Mitigated

	NaturalGas Use	ROG	NOx	CO	SO2	Fugitive PM10	Exhaust PM10	PM10 Total	Fugitive PM2.5	Exhaust PM2.5	PM2.5 Total	Bio- CO2	NBio- CO2	Total CO2	CH4	N2O	CO2e
Land Use	kBTU/yr	lb/day										lb/day					
Other Asphalt Surfaces	0	0.0000	0.0000	0.0000	0.0000		0.0000	0.0000		0.0000	0.0000		0.0000	0.0000	0.0000	0.0000	0.0000
Warehouse-No Rail	0	0.0000	0.0000	0.0000	0.0000		0.0000	0.0000		0.0000	0.0000		0.0000	0.0000	0.0000	0.0000	0.0000
Total		0.0000	0.0000	0.0000	0.0000		0.0000	0.0000		0.0000	0.0000		0.0000	0.0000	0.0000	0.0000	0.0000

6.0 Area Detail**6.1 Mitigation Measures Area**

Merrill Commcerce Center (Phase A Construction - Mitigated) - San Bernardino-South Coast County, Summer

	ROG	NOx	CO	SO2	Fugitive PM10	Exhaust PM10	PM10 Total	Fugitive PM2.5	Exhaust PM2.5	PM2.5 Total	Bio- CO2	NBio- CO2	Total CO2	CH4	N2O	CO2e
Category	lb/day										lb/day					
Mitigated	48.8607	2.0400e-003	0.2237	2.0000e-005		8.0000e-004	8.0000e-004		8.0000e-004	8.0000e-004		0.4787	0.4787	1.2600e-003		0.5103
Unmitigated	48.8607	2.0400e-003	0.2237	2.0000e-005		8.0000e-004	8.0000e-004		8.0000e-004	8.0000e-004		0.4787	0.4787	1.2600e-003		0.5103

6.2 Area by SubCategory

Unmitigated

	ROG	NOx	CO	SO2	Fugitive PM10	Exhaust PM10	PM10 Total	Fugitive PM2.5	Exhaust PM2.5	PM2.5 Total	Bio- CO2	NBio- CO2	Total CO2	CH4	N2O	CO2e
SubCategory	lb/day										lb/day					
Architectural Coating	5.5613					0.0000	0.0000		0.0000	0.0000			0.0000			0.0000
Consumer Products	43.2786					0.0000	0.0000		0.0000	0.0000			0.0000			0.0000
Landscaping	0.0208	2.0400e-003	0.2237	2.0000e-005		8.0000e-004	8.0000e-004		8.0000e-004	8.0000e-004		0.4787	0.4787	1.2600e-003		0.5103
Total	48.8607	2.0400e-003	0.2237	2.0000e-005		8.0000e-004	8.0000e-004		8.0000e-004	8.0000e-004		0.4787	0.4787	1.2600e-003		0.5103

Merrill Commerce Center (Phase A Construction - Mitigated) - San Bernardino-South Coast County, Summer

6.2 Area by SubCategory**Mitigated**

	ROG	NOx	CO	SO2	Fugitive PM10	Exhaust PM10	PM10 Total	Fugitive PM2.5	Exhaust PM2.5	PM2.5 Total	Bio- CO2	NBio- CO2	Total CO2	CH4	N2O	CO2e
SubCategory	lb/day										lb/day					
Architectural Coating	5.5613					0.0000	0.0000		0.0000	0.0000			0.0000			0.0000
Consumer Products	43.2786					0.0000	0.0000		0.0000	0.0000			0.0000			0.0000
Landscaping	0.0208	2.0400e-003	0.2237	2.0000e-005		8.0000e-004	8.0000e-004		8.0000e-004	8.0000e-004		0.4787	0.4787	1.2600e-003		0.5103
Total	48.8607	2.0400e-003	0.2237	2.0000e-005		8.0000e-004	8.0000e-004		8.0000e-004	8.0000e-004		0.4787	0.4787	1.2600e-003		0.5103

7.0 Water Detail**7.1 Mitigation Measures Water****8.0 Waste Detail****8.1 Mitigation Measures Waste****9.0 Operational Offroad**

Equipment Type	Number	Hours/Day	Days/Year	Horse Power	Load Factor	Fuel Type
----------------	--------	-----------	-----------	-------------	-------------	-----------

10.0 Stationary Equipment**Fire Pumps and Emergency Generators**

Merrill Commcerce Center (Phase A Construction - Mitigated) - San Bernardino-South Coast County, Summer

Equipment Type	Number	Hours/Day	Hours/Year	Horse Power	Load Factor	Fuel Type
----------------	--------	-----------	------------	-------------	-------------	-----------

Boilers

Equipment Type	Number	Heat Input/Day	Heat Input/Year	Boiler Rating	Fuel Type
----------------	--------	----------------	-----------------	---------------	-----------

User Defined Equipment

Equipment Type	Number
----------------	--------

11.0 Vegetation

Merrill Commerce Center (Phase A Construction - Mitigated) - San Bernardino-South Coast County, Winter

Merrill Commerce Center (Phase A Construction - Mitigated)
San Bernardino-South Coast County, Winter

1.0 Project Characteristics

1.1 Land Usage

Land Uses	Size	Metric	Lot Acreage	Floor Surface Area	Population
Warehouse-No Rail	2,180.00	1000sqft	91.00	2,180,000.00	0
Other Asphalt Surfaces	7.43	Acre	7.43	323,650.80	0

1.2 Other Project Characteristics

Urbanization	Urban	Wind Speed (m/s)	2.2	Precipitation Freq (Days)	32
Climate Zone	10			Operational Year	2022
Utility Company	Southern California Edison				
CO2 Intensity (lb/MWhr)	702.44	CH4 Intensity (lb/MWhr)	0.029	N2O Intensity (lb/MWhr)	0.006

1.3 User Entered Comments & Non-Default Data

Merrill Commerce Center (Phase A Construction - Mitigated) - San Bernardino-South Coast County, Winter

Project Characteristics -

Land Use - PA4=31.1 acres; PA5 = 59.9 acres; Right-of-Way Dedications (ROWD) = 7.43 acres (total ROWD is 28.4 acres, for analytical purposes the ROWD was split proportionally b/w each Phase)

Construction Phase - Construction Schedule adjusted to meet the 2022 OY.

Off-road Equipment - hours are based on an 8-hour workday.

Off-road Equipment - Crawler Tractors used in lieu of Tractors/Loaders/Backhoes.

Off-road Equipment - Crawler Tractors used in lieu of Tractors/Loaders/Backhoes.

Off-road Equipment -

Off-road Equipment - Crawler Tractors used in lieu of Tractors/Loaders/Backhoes.

Demolition -

Grading - For purposes of analysis, total acres graded per day is based on the equipment specific grading rates (CalEEMod Appendix A) and the equipment list.

Architectural Coating - The Project shall utilize "Super-Compliant" low VOC paints. Super-Compliant low VOC paints shall be no more than 10g/L of VOC.

Vehicle Trips - Construction Run Only.

Energy Use - Construction Run Only.

Water And Wastewater - Construction Run Only.

Solid Waste - Construction Run Only.

Construction Off-road Equipment Mitigation - All construction equipment shall comply with EPA/CARB Tier 4 emissions standards

Vehicle Emission Factors - EMFAC2017

Vehicle Emission Factors - EMFAC2017

Vehicle Emission Factors - EMFAC2017

Table Name	Column Name	Default Value	New Value
tblArchitecturalCoating	EF_Nonresidential_Exterior	100.00	10.00
tblArchitecturalCoating	EF_Nonresidential_Interior	100.00	10.00
tblArchitecturalCoating	EF_Parking	100.00	10.00
tblConstEquipMitigation	NumberOfEquipmentMitigated	0.00	1.00
tblConstEquipMitigation	NumberOfEquipmentMitigated	0.00	1.00
tblConstEquipMitigation	NumberOfEquipmentMitigated	0.00	1.00

Merrill Commerce Center (Phase A Construction - Mitigated) - San Bernardino-South Coast County, Winter

tblConstEquipMitigation	NumberOfEquipmentMitigated	0.00	9.00
tblConstEquipMitigation	NumberOfEquipmentMitigated	0.00	5.00
tblConstEquipMitigation	NumberOfEquipmentMitigated	0.00	3.00
tblConstEquipMitigation	NumberOfEquipmentMitigated	0.00	1.00
tblConstEquipMitigation	NumberOfEquipmentMitigated	0.00	1.00
tblConstEquipMitigation	NumberOfEquipmentMitigated	0.00	2.00
tblConstEquipMitigation	NumberOfEquipmentMitigated	0.00	2.00
tblConstEquipMitigation	NumberOfEquipmentMitigated	0.00	2.00
tblConstEquipMitigation	NumberOfEquipmentMitigated	0.00	6.00
tblConstEquipMitigation	NumberOfEquipmentMitigated	0.00	2.00
tblConstEquipMitigation	NumberOfEquipmentMitigated	0.00	1.00
tblConstEquipMitigation	Tier	No Change	Tier 4 Final
tblConstEquipMitigation	Tier	No Change	Tier 4 Final
tblConstEquipMitigation	Tier	No Change	Tier 4 Final
tblConstEquipMitigation	Tier	No Change	Tier 4 Final
tblConstEquipMitigation	Tier	No Change	Tier 4 Final
tblConstEquipMitigation	Tier	No Change	Tier 4 Final
tblConstEquipMitigation	Tier	No Change	Tier 4 Final
tblConstEquipMitigation	Tier	No Change	Tier 4 Final
tblConstEquipMitigation	Tier	No Change	Tier 4 Final
tblConstEquipMitigation	Tier	No Change	Tier 4 Final
tblConstEquipMitigation	Tier	No Change	Tier 4 Final
tblConstEquipMitigation	Tier	No Change	Tier 4 Final
tblConstEquipMitigation	Tier	No Change	Tier 4 Final
tblConstEquipMitigation	Tier	No Change	Tier 4 Final
tblConstructionPhase	NumDays	100.00	60.00
tblConstructionPhase	NumDays	155.00	100.00

Merrill Commerce Center (Phase A Construction - Mitigated) - San Bernardino-South Coast County, Winter

tblConstructionPhase	NumDays	1,550.00	450.00
tblEnergyUse	LightingElect	1.17	0.00
tblEnergyUse	NT24E	0.82	0.00
tblEnergyUse	NT24NG	0.03	0.00
tblEnergyUse	T24E	0.37	0.00
tblEnergyUse	T24NG	2.00	0.00
tblGrading	AcresOfGrading	350.00	400.00
tblGrading	AcresOfGrading	120.00	210.00
tblLandUse	LotAcreage	50.05	91.00
tblOffRoadEquipment	OffRoadEquipmentUnitAmount	4.00	0.00
tblOffRoadEquipment	OffRoadEquipmentUnitAmount	2.00	0.00
tblOffRoadEquipment	OffRoadEquipmentUnitAmount	3.00	0.00
tblOffRoadEquipment	UsageHours	6.00	8.00
tblOffRoadEquipment	UsageHours	7.00	8.00
tblOffRoadEquipment	UsageHours	7.00	8.00
tblSolidWaste	SolidWasteGenerationRate	2,049.20	0.00
tblVehicleEF	HHD	1.21	0.03
tblVehicleEF	HHD	0.04	0.06
tblVehicleEF	HHD	0.10	0.00
tblVehicleEF	HHD	3.29	8.22
tblVehicleEF	HHD	0.57	0.40
tblVehicleEF	HHD	1.82	2.2600e-003
tblVehicleEF	HHD	6,933.41	1,478.27
tblVehicleEF	HHD	1,475.79	1,372.23
tblVehicleEF	HHD	5.54	0.02
tblVehicleEF	HHD	26.50	7.64
tblVehicleEF	HHD	2.50	2.77

Merrill Commerce Center (Phase A Construction - Mitigated) - San Bernardino-South Coast County, Winter

tblVehicleEF	HHD	9.7780e-003	3.7640e-003
tblVehicleEF	HHD	0.06	0.06
tblVehicleEF	HHD	0.04	0.04
tblVehicleEF	HHD	0.01	0.03
tblVehicleEF	HHD	5.1000e-005	1.0000e-006
tblVehicleEF	HHD	9.3550e-003	3.6010e-003
tblVehicleEF	HHD	0.03	0.03
tblVehicleEF	HHD	8.8810e-003	8.9170e-003
tblVehicleEF	HHD	0.01	0.03
tblVehicleEF	HHD	4.7000e-005	1.0000e-006
tblVehicleEF	HHD	8.5000e-005	3.0000e-006
tblVehicleEF	HHD	3.1910e-003	1.0400e-004
tblVehicleEF	HHD	0.84	0.59
tblVehicleEF	HHD	5.2000e-005	2.0000e-006
tblVehicleEF	HHD	0.08	0.05
tblVehicleEF	HHD	2.1700e-004	5.2200e-004
tblVehicleEF	HHD	0.05	1.0000e-006
tblVehicleEF	HHD	0.07	0.01
tblVehicleEF	HHD	0.01	0.01
tblVehicleEF	HHD	8.6000e-005	0.00
tblVehicleEF	HHD	8.5000e-005	3.0000e-006
tblVehicleEF	HHD	3.1910e-003	1.0400e-004
tblVehicleEF	HHD	0.97	0.67
tblVehicleEF	HHD	5.2000e-005	2.0000e-006
tblVehicleEF	HHD	0.13	0.12
tblVehicleEF	HHD	2.1700e-004	5.2200e-004
tblVehicleEF	HHD	0.06	1.0000e-006

Merrill Commerce Center (Phase A Construction - Mitigated) - San Bernardino-South Coast County, Winter

tblVehicleEF	HHD	1.14	0.03
tblVehicleEF	HHD	0.04	0.06
tblVehicleEF	HHD	0.09	0.00
tblVehicleEF	HHD	2.39	8.07
tblVehicleEF	HHD	0.57	0.40
tblVehicleEF	HHD	1.70	2.1220e-003
tblVehicleEF	HHD	7,345.18	1,469.16
tblVehicleEF	HHD	1,475.79	1,372.23
tblVehicleEF	HHD	5.54	0.02
tblVehicleEF	HHD	27.35	7.37
tblVehicleEF	HHD	2.36	2.60
tblVehicleEF	HHD	8.2750e-003	3.3440e-003
tblVehicleEF	HHD	0.06	0.06
tblVehicleEF	HHD	0.04	0.04
tblVehicleEF	HHD	0.01	0.03
tblVehicleEF	HHD	5.1000e-005	1.0000e-006
tblVehicleEF	HHD	7.9170e-003	3.2000e-003
tblVehicleEF	HHD	0.03	0.03
tblVehicleEF	HHD	8.8810e-003	8.9170e-003
tblVehicleEF	HHD	0.01	0.03
tblVehicleEF	HHD	4.7000e-005	1.0000e-006
tblVehicleEF	HHD	1.6800e-004	7.0000e-006
tblVehicleEF	HHD	3.5970e-003	1.2200e-004
tblVehicleEF	HHD	0.79	0.62
tblVehicleEF	HHD	1.1700e-004	5.0000e-006
tblVehicleEF	HHD	0.08	0.05
tblVehicleEF	HHD	2.2100e-004	5.3900e-004

Merrill Commerce Center (Phase A Construction - Mitigated) - San Bernardino-South Coast County, Winter

tblVehicleEF	HHD	0.05	1.0000e-006
tblVehicleEF	HHD	0.07	0.01
tblVehicleEF	HHD	0.01	0.01
tblVehicleEF	HHD	8.4000e-005	0.00
tblVehicleEF	HHD	1.6800e-004	7.0000e-006
tblVehicleEF	HHD	3.5970e-003	1.2200e-004
tblVehicleEF	HHD	0.91	0.71
tblVehicleEF	HHD	1.1700e-004	5.0000e-006
tblVehicleEF	HHD	0.13	0.12
tblVehicleEF	HHD	2.2100e-004	5.3900e-004
tblVehicleEF	HHD	0.06	1.0000e-006
tblVehicleEF	HHD	1.31	0.03
tblVehicleEF	HHD	0.04	2.3610e-003
tblVehicleEF	HHD	0.10	0.00
tblVehicleEF	HHD	4.53	8.37
tblVehicleEF	HHD	0.57	0.25
tblVehicleEF	HHD	1.79	2.2320e-003
tblVehicleEF	HHD	6,364.76	1,476.72
tblVehicleEF	HHD	1,475.79	1,332.53
tblVehicleEF	HHD	5.54	0.02
tblVehicleEF	HHD	25.32	7.94
tblVehicleEF	HHD	2.46	2.69
tblVehicleEF	HHD	0.01	4.1670e-003
tblVehicleEF	HHD	0.06	0.06
tblVehicleEF	HHD	0.04	0.04
tblVehicleEF	HHD	0.01	0.03
tblVehicleEF	HHD	5.1000e-005	1.0000e-006

Merrill Commcerce Center (Phase A Construction - Mitigated) - San Bernardino-South Coast County, Winter

tblVehicleEF	HHD	0.01	3.9860e-003
tblVehicleEF	HHD	0.03	0.03
tblVehicleEF	HHD	8.8810e-003	8.8160e-003
tblVehicleEF	HHD	0.01	0.03
tblVehicleEF	HHD	4.7000e-005	1.0000e-006
tblVehicleEF	HHD	8.5000e-005	4.0000e-006
tblVehicleEF	HHD	3.4760e-003	1.2300e-004
tblVehicleEF	HHD	0.91	0.54
tblVehicleEF	HHD	5.2000e-005	2.0000e-006
tblVehicleEF	HHD	0.08	0.05
tblVehicleEF	HHD	2.3300e-004	5.4600e-004
tblVehicleEF	HHD	0.05	1.0000e-006
tblVehicleEF	HHD	0.06	0.01
tblVehicleEF	HHD	0.01	0.01
tblVehicleEF	HHD	8.5000e-005	0.00
tblVehicleEF	HHD	8.5000e-005	4.0000e-006
tblVehicleEF	HHD	3.4760e-003	1.2300e-004
tblVehicleEF	HHD	1.05	0.62
tblVehicleEF	HHD	5.2000e-005	2.0000e-006
tblVehicleEF	HHD	0.13	0.06
tblVehicleEF	HHD	2.3300e-004	5.4600e-004
tblVehicleEF	HHD	0.06	1.0000e-006
tblVehicleEF	LDA	4.2030e-003	2.4360e-003
tblVehicleEF	LDA	5.6230e-003	0.05
tblVehicleEF	LDA	0.57	0.65
tblVehicleEF	LDA	1.19	2.16
tblVehicleEF	LDA	251.29	261.47

Merrill Commerce Center (Phase A Construction - Mitigated) - San Bernardino-South Coast County, Winter

tblVehicleEF	LDA	57.15	53.86
tblVehicleEF	LDA	0.05	0.04
tblVehicleEF	LDA	1.6780e-003	1.4470e-003
tblVehicleEF	LDA	2.2790e-003	1.8580e-003
tblVehicleEF	LDA	1.5460e-003	1.3330e-003
tblVehicleEF	LDA	2.0960e-003	1.7080e-003
tblVehicleEF	LDA	0.04	0.06
tblVehicleEF	LDA	0.10	0.10
tblVehicleEF	LDA	0.03	0.05
tblVehicleEF	LDA	0.01	9.3320e-003
tblVehicleEF	LDA	0.03	0.21
tblVehicleEF	LDA	0.08	0.23
tblVehicleEF	LDA	2.5170e-003	2.5870e-003
tblVehicleEF	LDA	5.9200e-004	5.3300e-004
tblVehicleEF	LDA	0.04	0.06
tblVehicleEF	LDA	0.10	0.10
tblVehicleEF	LDA	0.03	0.05
tblVehicleEF	LDA	0.02	0.01
tblVehicleEF	LDA	0.03	0.21
tblVehicleEF	LDA	0.08	0.25
tblVehicleEF	LDA	4.7900e-003	2.7940e-003
tblVehicleEF	LDA	4.6890e-003	0.04
tblVehicleEF	LDA	0.71	0.79
tblVehicleEF	LDA	0.99	1.79
tblVehicleEF	LDA	274.94	285.54
tblVehicleEF	LDA	57.15	53.16
tblVehicleEF	LDA	0.05	0.04

Merrill Commerce Center (Phase A Construction - Mitigated) - San Bernardino-South Coast County, Winter

tblVehicleEF	LDA	1.6780e-003	1.4470e-003
tblVehicleEF	LDA	2.2790e-003	1.8580e-003
tblVehicleEF	LDA	1.5460e-003	1.3330e-003
tblVehicleEF	LDA	2.0960e-003	1.7080e-003
tblVehicleEF	LDA	0.09	0.12
tblVehicleEF	LDA	0.12	0.12
tblVehicleEF	LDA	0.07	0.10
tblVehicleEF	LDA	0.01	0.01
tblVehicleEF	LDA	0.03	0.21
tblVehicleEF	LDA	0.06	0.19
tblVehicleEF	LDA	2.7550e-003	2.8250e-003
tblVehicleEF	LDA	5.8800e-004	5.2600e-004
tblVehicleEF	LDA	0.09	0.12
tblVehicleEF	LDA	0.12	0.12
tblVehicleEF	LDA	0.07	0.10
tblVehicleEF	LDA	0.02	0.02
tblVehicleEF	LDA	0.03	0.21
tblVehicleEF	LDA	0.07	0.21
tblVehicleEF	LDA	4.0860e-003	2.3760e-003
tblVehicleEF	LDA	5.5870e-003	0.05
tblVehicleEF	LDA	0.54	0.61
tblVehicleEF	LDA	1.18	2.12
tblVehicleEF	LDA	245.70	255.84
tblVehicleEF	LDA	57.15	53.80
tblVehicleEF	LDA	0.05	0.04
tblVehicleEF	LDA	1.6780e-003	1.4470e-003
tblVehicleEF	LDA	2.2790e-003	1.8580e-003

Merrill Commerce Center (Phase A Construction - Mitigated) - San Bernardino-South Coast County, Winter

tblVehicleEF	LDA	1.5460e-003	1.3330e-003
tblVehicleEF	LDA	2.0960e-003	1.7080e-003
tblVehicleEF	LDA	0.05	0.06
tblVehicleEF	LDA	0.11	0.11
tblVehicleEF	LDA	0.03	0.05
tblVehicleEF	LDA	0.01	9.0880e-003
tblVehicleEF	LDA	0.04	0.24
tblVehicleEF	LDA	0.08	0.23
tblVehicleEF	LDA	2.4600e-003	2.5310e-003
tblVehicleEF	LDA	5.9100e-004	5.3200e-004
tblVehicleEF	LDA	0.05	0.06
tblVehicleEF	LDA	0.11	0.11
tblVehicleEF	LDA	0.03	0.05
tblVehicleEF	LDA	0.01	0.01
tblVehicleEF	LDA	0.04	0.24
tblVehicleEF	LDA	0.08	0.25
tblVehicleEF	LDT1	0.01	7.0610e-003
tblVehicleEF	LDT1	0.02	0.08
tblVehicleEF	LDT1	1.54	1.44
tblVehicleEF	LDT1	3.61	2.44
tblVehicleEF	LDT1	313.68	310.02
tblVehicleEF	LDT1	70.93	65.50
tblVehicleEF	LDT1	0.16	0.13
tblVehicleEF	LDT1	2.7050e-003	2.1940e-003
tblVehicleEF	LDT1	3.6920e-003	2.8520e-003
tblVehicleEF	LDT1	2.4910e-003	2.0190e-003
tblVehicleEF	LDT1	3.3960e-003	2.6220e-003

Merrill Commerce Center (Phase A Construction - Mitigated) - San Bernardino-South Coast County, Winter

tblVehicleEF	LDT1	0.18	0.19
tblVehicleEF	LDT1	0.33	0.26
tblVehicleEF	LDT1	0.13	0.13
tblVehicleEF	LDT1	0.03	0.03
tblVehicleEF	LDT1	0.20	0.88
tblVehicleEF	LDT1	0.26	0.43
tblVehicleEF	LDT1	3.1570e-003	3.0680e-003
tblVehicleEF	LDT1	7.7300e-004	6.4800e-004
tblVehicleEF	LDT1	0.18	0.19
tblVehicleEF	LDT1	0.33	0.26
tblVehicleEF	LDT1	0.13	0.13
tblVehicleEF	LDT1	0.05	0.05
tblVehicleEF	LDT1	0.20	0.88
tblVehicleEF	LDT1	0.28	0.48
tblVehicleEF	LDT1	0.02	8.0100e-003
tblVehicleEF	LDT1	0.02	0.07
tblVehicleEF	LDT1	1.85	1.74
tblVehicleEF	LDT1	2.97	2.02
tblVehicleEF	LDT1	341.75	335.16
tblVehicleEF	LDT1	70.93	64.59
tblVehicleEF	LDT1	0.14	0.12
tblVehicleEF	LDT1	2.7050e-003	2.1940e-003
tblVehicleEF	LDT1	3.6920e-003	2.8520e-003
tblVehicleEF	LDT1	2.4910e-003	2.0190e-003
tblVehicleEF	LDT1	3.3960e-003	2.6220e-003
tblVehicleEF	LDT1	0.37	0.40
tblVehicleEF	LDT1	0.41	0.33

Merrill Commcerce Center (Phase A Construction - Mitigated) - San Bernardino-South Coast County, Winter

tblVehicleEF	LDT1	0.27	0.29
tblVehicleEF	LDT1	0.04	0.04
tblVehicleEF	LDT1	0.20	0.88
tblVehicleEF	LDT1	0.21	0.36
tblVehicleEF	LDT1	3.4420e-003	3.3170e-003
tblVehicleEF	LDT1	7.6200e-004	6.3900e-004
tblVehicleEF	LDT1	0.37	0.40
tblVehicleEF	LDT1	0.41	0.33
tblVehicleEF	LDT1	0.27	0.29
tblVehicleEF	LDT1	0.06	0.05
tblVehicleEF	LDT1	0.20	0.88
tblVehicleEF	LDT1	0.23	0.40
tblVehicleEF	LDT1	0.01	6.8960e-003
tblVehicleEF	LDT1	0.02	0.08
tblVehicleEF	LDT1	1.47	1.37
tblVehicleEF	LDT1	3.55	2.40
tblVehicleEF	LDT1	307.06	304.06
tblVehicleEF	LDT1	70.93	65.42
tblVehicleEF	LDT1	0.15	0.12
tblVehicleEF	LDT1	2.7050e-003	2.1940e-003
tblVehicleEF	LDT1	3.6920e-003	2.8520e-003
tblVehicleEF	LDT1	2.4910e-003	2.0190e-003
tblVehicleEF	LDT1	3.3960e-003	2.6220e-003
tblVehicleEF	LDT1	0.19	0.20
tblVehicleEF	LDT1	0.39	0.30
tblVehicleEF	LDT1	0.12	0.12
tblVehicleEF	LDT1	0.03	0.03

Merrill Commerce Center (Phase A Construction - Mitigated) - San Bernardino-South Coast County, Winter

tblVehicleEF	LDT1	0.23	1.03
tblVehicleEF	LDT1	0.25	0.43
tblVehicleEF	LDT1	3.0890e-003	3.0090e-003
tblVehicleEF	LDT1	7.7200e-004	6.4700e-004
tblVehicleEF	LDT1	0.19	0.20
tblVehicleEF	LDT1	0.39	0.30
tblVehicleEF	LDT1	0.12	0.12
tblVehicleEF	LDT1	0.05	0.04
tblVehicleEF	LDT1	0.23	1.03
tblVehicleEF	LDT1	0.28	0.47
tblVehicleEF	LDT2	6.3270e-003	4.2800e-003
tblVehicleEF	LDT2	8.1990e-003	0.07
tblVehicleEF	LDT2	0.80	0.97
tblVehicleEF	LDT2	1.67	2.78
tblVehicleEF	LDT2	351.15	331.49
tblVehicleEF	LDT2	79.39	70.30
tblVehicleEF	LDT2	0.09	0.09
tblVehicleEF	LDT2	1.7270e-003	1.5180e-003
tblVehicleEF	LDT2	2.4170e-003	1.9480e-003
tblVehicleEF	LDT2	1.5880e-003	1.3970e-003
tblVehicleEF	LDT2	2.2220e-003	1.7910e-003
tblVehicleEF	LDT2	0.06	0.10
tblVehicleEF	LDT2	0.13	0.15
tblVehicleEF	LDT2	0.05	0.08
tblVehicleEF	LDT2	0.02	0.02
tblVehicleEF	LDT2	0.07	0.48
tblVehicleEF	LDT2	0.11	0.35

Merrill Commerce Center (Phase A Construction - Mitigated) - San Bernardino-South Coast County, Winter

tblVehicleEF	LDT2	3.5180e-003	3.2800e-003
tblVehicleEF	LDT2	8.2200e-004	6.9600e-004
tblVehicleEF	LDT2	0.06	0.10
tblVehicleEF	LDT2	0.13	0.15
tblVehicleEF	LDT2	0.05	0.08
tblVehicleEF	LDT2	0.02	0.03
tblVehicleEF	LDT2	0.07	0.48
tblVehicleEF	LDT2	0.12	0.38
tblVehicleEF	LDT2	7.1840e-003	4.8870e-003
tblVehicleEF	LDT2	6.8290e-003	0.06
tblVehicleEF	LDT2	0.97	1.18
tblVehicleEF	LDT2	1.38	2.30
tblVehicleEF	LDT2	383.36	355.94
tblVehicleEF	LDT2	79.39	69.35
tblVehicleEF	LDT2	0.08	0.08
tblVehicleEF	LDT2	1.7270e-003	1.5180e-003
tblVehicleEF	LDT2	2.4170e-003	1.9480e-003
tblVehicleEF	LDT2	1.5880e-003	1.3970e-003
tblVehicleEF	LDT2	2.2220e-003	1.7910e-003
tblVehicleEF	LDT2	0.13	0.21
tblVehicleEF	LDT2	0.15	0.18
tblVehicleEF	LDT2	0.11	0.18
tblVehicleEF	LDT2	0.02	0.02
tblVehicleEF	LDT2	0.07	0.48
tblVehicleEF	LDT2	0.09	0.29
tblVehicleEF	LDT2	3.8420e-003	3.5220e-003
tblVehicleEF	LDT2	8.1700e-004	6.8600e-004

Merrill Commerce Center (Phase A Construction - Mitigated) - San Bernardino-South Coast County, Winter

tblVehicleEF	LDT2	0.13	0.21
tblVehicleEF	LDT2	0.15	0.18
tblVehicleEF	LDT2	0.11	0.18
tblVehicleEF	LDT2	0.03	0.03
tblVehicleEF	LDT2	0.07	0.48
tblVehicleEF	LDT2	0.10	0.32
tblVehicleEF	LDT2	6.1560e-003	4.1770e-003
tblVehicleEF	LDT2	8.1410e-003	0.07
tblVehicleEF	LDT2	0.75	0.92
tblVehicleEF	LDT2	1.64	2.74
tblVehicleEF	LDT2	343.55	325.69
tblVehicleEF	LDT2	79.39	70.22
tblVehicleEF	LDT2	0.08	0.09
tblVehicleEF	LDT2	1.7270e-003	1.5180e-003
tblVehicleEF	LDT2	2.4170e-003	1.9480e-003
tblVehicleEF	LDT2	1.5880e-003	1.3970e-003
tblVehicleEF	LDT2	2.2220e-003	1.7910e-003
tblVehicleEF	LDT2	0.06	0.10
tblVehicleEF	LDT2	0.14	0.16
tblVehicleEF	LDT2	0.05	0.08
tblVehicleEF	LDT2	0.02	0.02
tblVehicleEF	LDT2	0.08	0.56
tblVehicleEF	LDT2	0.11	0.35
tblVehicleEF	LDT2	3.4410e-003	3.2220e-003
tblVehicleEF	LDT2	8.2200e-004	6.9500e-004
tblVehicleEF	LDT2	0.06	0.10
tblVehicleEF	LDT2	0.14	0.16

Merrill Commcerce Center (Phase A Construction - Mitigated) - San Bernardino-South Coast County, Winter

tblVehicleEF	LDT2	0.05	0.08
tblVehicleEF	LDT2	0.02	0.03
tblVehicleEF	LDT2	0.08	0.56
tblVehicleEF	LDT2	0.12	0.38
tblVehicleEF	LHD1	5.2170e-003	4.8640e-003
tblVehicleEF	LHD1	0.01	6.5090e-003
tblVehicleEF	LHD1	0.02	0.02
tblVehicleEF	LHD1	0.14	0.17
tblVehicleEF	LHD1	1.07	0.88
tblVehicleEF	LHD1	2.60	1.03
tblVehicleEF	LHD1	9.23	9.35
tblVehicleEF	LHD1	609.20	648.62
tblVehicleEF	LHD1	30.40	10.79
tblVehicleEF	LHD1	0.09	0.08
tblVehicleEF	LHD1	2.12	1.54
tblVehicleEF	LHD1	9.6500e-004	9.5300e-004
tblVehicleEF	LHD1	0.01	9.9680e-003
tblVehicleEF	LHD1	0.01	0.01
tblVehicleEF	LHD1	9.5800e-004	2.6300e-004
tblVehicleEF	LHD1	9.2400e-004	9.1200e-004
tblVehicleEF	LHD1	2.5390e-003	2.4920e-003
tblVehicleEF	LHD1	0.01	0.01
tblVehicleEF	LHD1	8.8100e-004	2.4200e-004
tblVehicleEF	LHD1	3.7070e-003	3.1750e-003
tblVehicleEF	LHD1	0.11	0.09
tblVehicleEF	LHD1	0.02	0.02
tblVehicleEF	LHD1	1.8240e-003	1.5420e-003

Merrill Commerce Center (Phase A Construction - Mitigated) - San Bernardino-South Coast County, Winter

tblVehicleEF	LHD1	0.08	0.07
tblVehicleEF	LHD1	0.35	0.60
tblVehicleEF	LHD1	0.27	0.08
tblVehicleEF	LHD1	9.2000e-005	9.0000e-005
tblVehicleEF	LHD1	5.9760e-003	6.3130e-003
tblVehicleEF	LHD1	3.5300e-004	1.0700e-004
tblVehicleEF	LHD1	3.7070e-003	3.1750e-003
tblVehicleEF	LHD1	0.11	0.09
tblVehicleEF	LHD1	0.02	0.03
tblVehicleEF	LHD1	1.8240e-003	1.5420e-003
tblVehicleEF	LHD1	0.10	0.08
tblVehicleEF	LHD1	0.35	0.60
tblVehicleEF	LHD1	0.29	0.09
tblVehicleEF	LHD1	5.2170e-003	4.8790e-003
tblVehicleEF	LHD1	0.01	6.6670e-003
tblVehicleEF	LHD1	0.02	0.02
tblVehicleEF	LHD1	0.14	0.17
tblVehicleEF	LHD1	1.09	0.90
tblVehicleEF	LHD1	2.43	0.97
tblVehicleEF	LHD1	9.23	9.35
tblVehicleEF	LHD1	609.20	648.66
tblVehicleEF	LHD1	30.40	10.67
tblVehicleEF	LHD1	0.09	0.08
tblVehicleEF	LHD1	1.98	1.44
tblVehicleEF	LHD1	9.6500e-004	9.5300e-004
tblVehicleEF	LHD1	0.01	9.9680e-003
tblVehicleEF	LHD1	0.01	0.01

Merrill Commcerce Center (Phase A Construction - Mitigated) - San Bernardino-South Coast County, Winter

tblVehicleEF	LHD1	9.5800e-004	2.6300e-004
tblVehicleEF	LHD1	9.2400e-004	9.1200e-004
tblVehicleEF	LHD1	2.5390e-003	2.4920e-003
tblVehicleEF	LHD1	0.01	0.01
tblVehicleEF	LHD1	8.8100e-004	2.4200e-004
tblVehicleEF	LHD1	7.3080e-003	6.2980e-003
tblVehicleEF	LHD1	0.13	0.11
tblVehicleEF	LHD1	0.02	0.02
tblVehicleEF	LHD1	4.1220e-003	3.5370e-003
tblVehicleEF	LHD1	0.09	0.07
tblVehicleEF	LHD1	0.36	0.60
tblVehicleEF	LHD1	0.25	0.08
tblVehicleEF	LHD1	9.2000e-005	9.0000e-005
tblVehicleEF	LHD1	5.9770e-003	6.3140e-003
tblVehicleEF	LHD1	3.5000e-004	1.0600e-004
tblVehicleEF	LHD1	7.3080e-003	6.2980e-003
tblVehicleEF	LHD1	0.13	0.11
tblVehicleEF	LHD1	0.02	0.03
tblVehicleEF	LHD1	4.1220e-003	3.5370e-003
tblVehicleEF	LHD1	0.11	0.09
tblVehicleEF	LHD1	0.36	0.60
tblVehicleEF	LHD1	0.28	0.08
tblVehicleEF	LHD1	5.2170e-003	4.8670e-003
tblVehicleEF	LHD1	0.01	6.5250e-003
tblVehicleEF	LHD1	0.02	0.02
tblVehicleEF	LHD1	0.14	0.17
tblVehicleEF	LHD1	1.07	0.89

Merrill Commerce Center (Phase A Construction - Mitigated) - San Bernardino-South Coast County, Winter

tblVehicleEF	LHD1	2.55	1.02
tblVehicleEF	LHD1	9.23	9.35
tblVehicleEF	LHD1	609.20	648.63
tblVehicleEF	LHD1	30.40	10.76
tblVehicleEF	LHD1	0.09	0.08
tblVehicleEF	LHD1	2.08	1.51
tblVehicleEF	LHD1	9.6500e-004	9.5300e-004
tblVehicleEF	LHD1	0.01	9.9680e-003
tblVehicleEF	LHD1	0.01	0.01
tblVehicleEF	LHD1	9.5800e-004	2.6300e-004
tblVehicleEF	LHD1	9.2400e-004	9.1200e-004
tblVehicleEF	LHD1	2.5390e-003	2.4920e-003
tblVehicleEF	LHD1	0.01	0.01
tblVehicleEF	LHD1	8.8100e-004	2.4200e-004
tblVehicleEF	LHD1	4.0430e-003	3.5090e-003
tblVehicleEF	LHD1	0.13	0.10
tblVehicleEF	LHD1	0.02	0.02
tblVehicleEF	LHD1	1.7940e-003	1.5200e-003
tblVehicleEF	LHD1	0.08	0.07
tblVehicleEF	LHD1	0.38	0.64
tblVehicleEF	LHD1	0.26	0.08
tblVehicleEF	LHD1	9.2000e-005	9.0000e-005
tblVehicleEF	LHD1	5.9760e-003	6.3130e-003
tblVehicleEF	LHD1	3.5200e-004	1.0600e-004
tblVehicleEF	LHD1	4.0430e-003	3.5090e-003
tblVehicleEF	LHD1	0.13	0.10
tblVehicleEF	LHD1	0.02	0.03

Merrill Commerce Center (Phase A Construction - Mitigated) - San Bernardino-South Coast County, Winter

tblVehicleEF	LHD1	1.7940e-003	1.5200e-003
tblVehicleEF	LHD1	0.10	0.08
tblVehicleEF	LHD1	0.38	0.64
tblVehicleEF	LHD1	0.29	0.09
tblVehicleEF	LHD2	3.5950e-003	3.3090e-003
tblVehicleEF	LHD2	4.6110e-003	4.1580e-003
tblVehicleEF	LHD2	8.1370e-003	9.5080e-003
tblVehicleEF	LHD2	0.12	0.14
tblVehicleEF	LHD2	0.50	0.56
tblVehicleEF	LHD2	1.20	0.61
tblVehicleEF	LHD2	14.27	14.55
tblVehicleEF	LHD2	608.52	648.96
tblVehicleEF	LHD2	24.46	7.78
tblVehicleEF	LHD2	0.11	0.11
tblVehicleEF	LHD2	1.49	1.65
tblVehicleEF	LHD2	1.2830e-003	1.4030e-003
tblVehicleEF	LHD2	0.01	0.01
tblVehicleEF	LHD2	0.01	0.01
tblVehicleEF	LHD2	4.0000e-004	1.2600e-004
tblVehicleEF	LHD2	1.2280e-003	1.3430e-003
tblVehicleEF	LHD2	2.6860e-003	2.6930e-003
tblVehicleEF	LHD2	0.01	0.01
tblVehicleEF	LHD2	3.6800e-004	1.1600e-004
tblVehicleEF	LHD2	1.3070e-003	1.5580e-003
tblVehicleEF	LHD2	0.04	0.05
tblVehicleEF	LHD2	0.01	0.02
tblVehicleEF	LHD2	7.0300e-004	8.0000e-004

Merrill Commerce Center (Phase A Construction - Mitigated) - San Bernardino-South Coast County, Winter

tblVehicleEF	LHD2	0.06	0.06
tblVehicleEF	LHD2	0.09	0.29
tblVehicleEF	LHD2	0.11	0.05
tblVehicleEF	LHD2	5.9200e-003	6.2610e-003
tblVehicleEF	LHD2	2.6700e-004	7.7000e-005
tblVehicleEF	LHD2	1.3070e-003	1.5580e-003
tblVehicleEF	LHD2	0.04	0.05
tblVehicleEF	LHD2	0.02	0.02
tblVehicleEF	LHD2	7.0300e-004	8.0000e-004
tblVehicleEF	LHD2	0.07	0.07
tblVehicleEF	LHD2	0.09	0.29
tblVehicleEF	LHD2	0.12	0.05
tblVehicleEF	LHD2	3.5950e-003	3.3190e-003
tblVehicleEF	LHD2	4.6760e-003	4.2030e-003
tblVehicleEF	LHD2	7.7630e-003	9.0810e-003
tblVehicleEF	LHD2	0.12	0.14
tblVehicleEF	LHD2	0.50	0.56
tblVehicleEF	LHD2	1.13	0.57
tblVehicleEF	LHD2	14.27	14.55
tblVehicleEF	LHD2	608.52	648.97
tblVehicleEF	LHD2	24.46	7.71
tblVehicleEF	LHD2	0.11	0.11
tblVehicleEF	LHD2	1.40	1.55
tblVehicleEF	LHD2	1.2830e-003	1.4030e-003
tblVehicleEF	LHD2	0.01	0.01
tblVehicleEF	LHD2	0.01	0.01
tblVehicleEF	LHD2	4.0000e-004	1.2600e-004

Merrill Commcerce Center (Phase A Construction - Mitigated) - San Bernardino-South Coast County, Winter

tblVehicleEF	LHD2	1.2280e-003	1.3430e-003
tblVehicleEF	LHD2	2.6860e-003	2.6930e-003
tblVehicleEF	LHD2	0.01	0.01
tblVehicleEF	LHD2	3.6800e-004	1.1600e-004
tblVehicleEF	LHD2	2.5220e-003	3.0280e-003
tblVehicleEF	LHD2	0.04	0.06
tblVehicleEF	LHD2	0.01	0.02
tblVehicleEF	LHD2	1.5220e-003	1.7650e-003
tblVehicleEF	LHD2	0.06	0.06
tblVehicleEF	LHD2	0.09	0.29
tblVehicleEF	LHD2	0.10	0.04
tblVehicleEF	LHD2	5.9200e-003	6.2610e-003
tblVehicleEF	LHD2	2.6500e-004	7.6000e-005
tblVehicleEF	LHD2	2.5220e-003	3.0280e-003
tblVehicleEF	LHD2	0.04	0.06
tblVehicleEF	LHD2	0.02	0.02
tblVehicleEF	LHD2	1.5220e-003	1.7650e-003
tblVehicleEF	LHD2	0.07	0.07
tblVehicleEF	LHD2	0.09	0.29
tblVehicleEF	LHD2	0.11	0.05
tblVehicleEF	LHD2	3.5950e-003	3.3110e-003
tblVehicleEF	LHD2	4.6180e-003	4.1630e-003
tblVehicleEF	LHD2	8.0640e-003	9.4270e-003
tblVehicleEF	LHD2	0.12	0.14
tblVehicleEF	LHD2	0.50	0.56
tblVehicleEF	LHD2	1.19	0.60
tblVehicleEF	LHD2	14.27	14.55

Merrill Commcerce Center (Phase A Construction - Mitigated) - San Bernardino-South Coast County, Winter

tblVehicleEF	LHD2	608.52	648.96
tblVehicleEF	LHD2	24.46	7.77
tblVehicleEF	LHD2	0.11	0.11
tblVehicleEF	LHD2	1.46	1.62
tblVehicleEF	LHD2	1.2830e-003	1.4030e-003
tblVehicleEF	LHD2	0.01	0.01
tblVehicleEF	LHD2	0.01	0.01
tblVehicleEF	LHD2	4.0000e-004	1.2600e-004
tblVehicleEF	LHD2	1.2280e-003	1.3430e-003
tblVehicleEF	LHD2	2.6860e-003	2.6930e-003
tblVehicleEF	LHD2	0.01	0.01
tblVehicleEF	LHD2	3.6800e-004	1.1600e-004
tblVehicleEF	LHD2	1.3460e-003	1.6400e-003
tblVehicleEF	LHD2	0.04	0.05
tblVehicleEF	LHD2	0.01	0.02
tblVehicleEF	LHD2	6.8700e-004	7.8100e-004
tblVehicleEF	LHD2	0.06	0.06
tblVehicleEF	LHD2	0.10	0.31
tblVehicleEF	LHD2	0.11	0.05
tblVehicleEF	LHD2	5.9200e-003	6.2610e-003
tblVehicleEF	LHD2	2.6600e-004	7.7000e-005
tblVehicleEF	LHD2	1.3460e-003	1.6400e-003
tblVehicleEF	LHD2	0.04	0.05
tblVehicleEF	LHD2	0.02	0.02
tblVehicleEF	LHD2	6.8700e-004	7.8100e-004
tblVehicleEF	LHD2	0.07	0.07
tblVehicleEF	LHD2	0.10	0.31

Merrill Commcerce Center (Phase A Construction - Mitigated) - San Bernardino-South Coast County, Winter

tblVehicleEF	LHD2	0.12	0.05
tblVehicleEF	MCY	0.43	0.33
tblVehicleEF	MCY	0.16	0.25
tblVehicleEF	MCY	20.55	20.74
tblVehicleEF	MCY	9.93	8.78
tblVehicleEF	MCY	167.73	210.98
tblVehicleEF	MCY	46.45	61.55
tblVehicleEF	MCY	1.16	1.17
tblVehicleEF	MCY	1.8610e-003	1.8280e-003
tblVehicleEF	MCY	3.6730e-003	3.0520e-003
tblVehicleEF	MCY	1.7420e-003	1.7110e-003
tblVehicleEF	MCY	3.4650e-003	2.8770e-003
tblVehicleEF	MCY	1.45	1.44
tblVehicleEF	MCY	0.84	0.84
tblVehicleEF	MCY	0.80	0.80
tblVehicleEF	MCY	2.23	2.23
tblVehicleEF	MCY	0.49	2.04
tblVehicleEF	MCY	2.16	1.90
tblVehicleEF	MCY	2.0770e-003	2.0880e-003
tblVehicleEF	MCY	6.9000e-004	6.0900e-004
tblVehicleEF	MCY	1.45	1.44
tblVehicleEF	MCY	0.84	0.84
tblVehicleEF	MCY	0.80	0.80
tblVehicleEF	MCY	2.74	2.74
tblVehicleEF	MCY	0.49	2.04
tblVehicleEF	MCY	2.35	2.07
tblVehicleEF	MCY	0.42	0.32

Merrill Commerce Center (Phase A Construction - Mitigated) - San Bernardino-South Coast County, Winter

tblVehicleEF	MCY	0.14	0.22
tblVehicleEF	MCY	20.68	20.87
tblVehicleEF	MCY	9.05	7.97
tblVehicleEF	MCY	167.73	210.98
tblVehicleEF	MCY	46.45	59.35
tblVehicleEF	MCY	0.99	0.99
tblVehicleEF	MCY	1.8610e-003	1.8280e-003
tblVehicleEF	MCY	3.6730e-003	3.0520e-003
tblVehicleEF	MCY	1.7420e-003	1.7110e-003
tblVehicleEF	MCY	3.4650e-003	2.8770e-003
tblVehicleEF	MCY	3.14	3.14
tblVehicleEF	MCY	1.27	1.28
tblVehicleEF	MCY	2.13	2.12
tblVehicleEF	MCY	2.17	2.17
tblVehicleEF	MCY	0.49	2.03
tblVehicleEF	MCY	1.86	1.63
tblVehicleEF	MCY	2.0770e-003	2.0880e-003
tblVehicleEF	MCY	6.6700e-004	5.8700e-004
tblVehicleEF	MCY	3.14	3.14
tblVehicleEF	MCY	1.27	1.28
tblVehicleEF	MCY	2.13	2.12
tblVehicleEF	MCY	2.67	2.67
tblVehicleEF	MCY	0.49	2.03
tblVehicleEF	MCY	2.02	1.77
tblVehicleEF	MCY	0.42	0.32
tblVehicleEF	MCY	0.15	0.24
tblVehicleEF	MCY	19.63	19.79

Merrill Commerce Center (Phase A Construction - Mitigated) - San Bernardino-South Coast County, Winter

tblVehicleEF	MCY	9.55	8.43
tblVehicleEF	MCY	167.73	209.35
tblVehicleEF	MCY	46.45	60.75
tblVehicleEF	MCY	1.12	1.12
tblVehicleEF	MCY	1.8610e-003	1.8280e-003
tblVehicleEF	MCY	3.6730e-003	3.0520e-003
tblVehicleEF	MCY	1.7420e-003	1.7110e-003
tblVehicleEF	MCY	3.4650e-003	2.8770e-003
tblVehicleEF	MCY	1.71	1.70
tblVehicleEF	MCY	1.13	1.12
tblVehicleEF	MCY	0.72	0.71
tblVehicleEF	MCY	2.19	2.20
tblVehicleEF	MCY	0.56	2.32
tblVehicleEF	MCY	2.08	1.83
tblVehicleEF	MCY	2.0610e-003	2.0720e-003
tblVehicleEF	MCY	6.8200e-004	6.0100e-004
tblVehicleEF	MCY	1.71	1.70
tblVehicleEF	MCY	1.13	1.12
tblVehicleEF	MCY	0.72	0.71
tblVehicleEF	MCY	2.69	2.69
tblVehicleEF	MCY	0.56	2.32
tblVehicleEF	MCY	2.27	1.99
tblVehicleEF	MDV	0.01	5.5560e-003
tblVehicleEF	MDV	0.02	0.09
tblVehicleEF	MDV	1.35	1.14
tblVehicleEF	MDV	3.25	3.33
tblVehicleEF	MDV	483.94	412.02

Merrill Commcerce Center (Phase A Construction - Mitigated) - San Bernardino-South Coast County, Winter

tblVehicleEF	MDV	107.92	87.05
tblVehicleEF	MDV	0.17	0.12
tblVehicleEF	MDV	1.8260e-003	1.6290e-003
tblVehicleEF	MDV	2.5170e-003	2.0560e-003
tblVehicleEF	MDV	1.6830e-003	1.5030e-003
tblVehicleEF	MDV	2.3150e-003	1.8910e-003
tblVehicleEF	MDV	0.10	0.12
tblVehicleEF	MDV	0.20	0.17
tblVehicleEF	MDV	0.08	0.10
tblVehicleEF	MDV	0.03	0.02
tblVehicleEF	MDV	0.11	0.52
tblVehicleEF	MDV	0.25	0.45
tblVehicleEF	MDV	4.8500e-003	4.0740e-003
tblVehicleEF	MDV	1.1370e-003	8.6100e-004
tblVehicleEF	MDV	0.10	0.12
tblVehicleEF	MDV	0.20	0.17
tblVehicleEF	MDV	0.08	0.10
tblVehicleEF	MDV	0.05	0.03
tblVehicleEF	MDV	0.11	0.52
tblVehicleEF	MDV	0.28	0.50
tblVehicleEF	MDV	0.01	6.3580e-003
tblVehicleEF	MDV	0.02	0.08
tblVehicleEF	MDV	1.64	1.38
tblVehicleEF	MDV	2.69	2.75
tblVehicleEF	MDV	526.85	437.99
tblVehicleEF	MDV	107.92	85.88
tblVehicleEF	MDV	0.16	0.11

Merrill Commerce Center (Phase A Construction - Mitigated) - San Bernardino-South Coast County, Winter

tblVehicleEF	MDV	1.8260e-003	1.6290e-003
tblVehicleEF	MDV	2.5170e-003	2.0560e-003
tblVehicleEF	MDV	1.6830e-003	1.5030e-003
tblVehicleEF	MDV	2.3150e-003	1.8910e-003
tblVehicleEF	MDV	0.20	0.24
tblVehicleEF	MDV	0.23	0.20
tblVehicleEF	MDV	0.17	0.21
tblVehicleEF	MDV	0.04	0.03
tblVehicleEF	MDV	0.11	0.52
tblVehicleEF	MDV	0.21	0.38
tblVehicleEF	MDV	5.2830e-003	4.3310e-003
tblVehicleEF	MDV	1.1260e-003	8.5000e-004
tblVehicleEF	MDV	0.20	0.24
tblVehicleEF	MDV	0.23	0.20
tblVehicleEF	MDV	0.17	0.21
tblVehicleEF	MDV	0.05	0.04
tblVehicleEF	MDV	0.11	0.52
tblVehicleEF	MDV	0.23	0.42
tblVehicleEF	MDV	0.01	5.4100e-003
tblVehicleEF	MDV	0.02	0.09
tblVehicleEF	MDV	1.28	1.08
tblVehicleEF	MDV	3.20	3.28
tblVehicleEF	MDV	473.93	405.86
tblVehicleEF	MDV	107.92	86.95
tblVehicleEF	MDV	0.16	0.11
tblVehicleEF	MDV	1.8260e-003	1.6290e-003
tblVehicleEF	MDV	2.5170e-003	2.0560e-003

Merrill Commerce Center (Phase A Construction - Mitigated) - San Bernardino-South Coast County, Winter

tblVehicleEF	MDV	1.6830e-003	1.5030e-003
tblVehicleEF	MDV	2.3150e-003	1.8910e-003
tblVehicleEF	MDV	0.10	0.11
tblVehicleEF	MDV	0.22	0.19
tblVehicleEF	MDV	0.08	0.10
tblVehicleEF	MDV	0.03	0.02
tblVehicleEF	MDV	0.13	0.60
tblVehicleEF	MDV	0.25	0.45
tblVehicleEF	MDV	4.7490e-003	4.0130e-003
tblVehicleEF	MDV	1.1360e-003	8.6000e-004
tblVehicleEF	MDV	0.10	0.11
tblVehicleEF	MDV	0.22	0.19
tblVehicleEF	MDV	0.08	0.10
tblVehicleEF	MDV	0.04	0.03
tblVehicleEF	MDV	0.13	0.60
tblVehicleEF	MDV	0.27	0.49
tblVehicleEF	MH	0.04	3.7970e-003
tblVehicleEF	MH	0.03	0.00
tblVehicleEF	MH	3.07	0.36
tblVehicleEF	MH	6.43	0.00
tblVehicleEF	MH	1,045.05	951.23
tblVehicleEF	MH	59.49	0.00
tblVehicleEF	MH	1.54	4.54
tblVehicleEF	MH	0.01	0.02
tblVehicleEF	MH	0.04	0.14
tblVehicleEF	MH	1.1740e-003	0.00
tblVehicleEF	MH	3.2230e-003	4.0000e-003

Merrill Commerce Center (Phase A Construction - Mitigated) - San Bernardino-South Coast County, Winter

tblVehicleEF	MH	0.04	0.14
tblVehicleEF	MH	1.0790e-003	0.00
tblVehicleEF	MH	1.47	0.00
tblVehicleEF	MH	0.09	0.00
tblVehicleEF	MH	0.51	0.00
tblVehicleEF	MH	0.10	0.08
tblVehicleEF	MH	0.03	0.00
tblVehicleEF	MH	0.37	0.00
tblVehicleEF	MH	0.01	8.9930e-003
tblVehicleEF	MH	7.0700e-004	0.00
tblVehicleEF	MH	1.47	0.00
tblVehicleEF	MH	0.09	0.00
tblVehicleEF	MH	0.51	0.00
tblVehicleEF	MH	0.14	0.09
tblVehicleEF	MH	0.03	0.00
tblVehicleEF	MH	0.40	0.00
tblVehicleEF	MH	0.04	3.7970e-003
tblVehicleEF	MH	0.03	0.00
tblVehicleEF	MH	3.19	0.36
tblVehicleEF	MH	5.84	0.00
tblVehicleEF	MH	1,045.05	951.23
tblVehicleEF	MH	59.49	0.00
tblVehicleEF	MH	1.41	4.26
tblVehicleEF	MH	0.01	0.02
tblVehicleEF	MH	0.04	0.14
tblVehicleEF	MH	1.1740e-003	0.00
tblVehicleEF	MH	3.2230e-003	4.0000e-003

Merrill Commerce Center (Phase A Construction - Mitigated) - San Bernardino-South Coast County, Winter

tblVehicleEF	MH	0.04	0.14
tblVehicleEF	MH	1.0790e-003	0.00
tblVehicleEF	MH	2.91	0.00
tblVehicleEF	MH	0.11	0.00
tblVehicleEF	MH	1.21	0.00
tblVehicleEF	MH	0.11	0.08
tblVehicleEF	MH	0.03	0.00
tblVehicleEF	MH	0.34	0.00
tblVehicleEF	MH	0.01	8.9930e-003
tblVehicleEF	MH	6.9700e-004	0.00
tblVehicleEF	MH	2.91	0.00
tblVehicleEF	MH	0.11	0.00
tblVehicleEF	MH	1.21	0.00
tblVehicleEF	MH	0.15	0.09
tblVehicleEF	MH	0.03	0.00
tblVehicleEF	MH	0.38	0.00
tblVehicleEF	MH	0.04	3.7970e-003
tblVehicleEF	MH	0.03	0.00
tblVehicleEF	MH	3.08	0.36
tblVehicleEF	MH	6.36	0.00
tblVehicleEF	MH	1,045.05	951.23
tblVehicleEF	MH	59.49	0.00
tblVehicleEF	MH	1.51	4.46
tblVehicleEF	MH	0.01	0.02
tblVehicleEF	MH	0.04	0.14
tblVehicleEF	MH	1.1740e-003	0.00
tblVehicleEF	MH	3.2230e-003	4.0000e-003

Merrill Commerce Center (Phase A Construction - Mitigated) - San Bernardino-South Coast County, Winter

tblVehicleEF	MH	0.04	0.14
tblVehicleEF	MH	1.0790e-003	0.00
tblVehicleEF	MH	1.75	0.00
tblVehicleEF	MH	0.11	0.00
tblVehicleEF	MH	0.53	0.00
tblVehicleEF	MH	0.10	0.08
tblVehicleEF	MH	0.03	0.00
tblVehicleEF	MH	0.37	0.00
tblVehicleEF	MH	0.01	8.9930e-003
tblVehicleEF	MH	7.0600e-004	0.00
tblVehicleEF	MH	1.75	0.00
tblVehicleEF	MH	0.11	0.00
tblVehicleEF	MH	0.53	0.00
tblVehicleEF	MH	0.15	0.09
tblVehicleEF	MH	0.03	0.00
tblVehicleEF	MH	0.40	0.00
tblVehicleEF	MHD	0.02	3.1740e-003
tblVehicleEF	MHD	3.5160e-003	3.4880e-003
tblVehicleEF	MHD	0.05	8.5120e-003
tblVehicleEF	MHD	0.32	0.34
tblVehicleEF	MHD	0.27	0.35
tblVehicleEF	MHD	5.32	0.97
tblVehicleEF	MHD	156.91	69.07
tblVehicleEF	MHD	1,101.52	999.60
tblVehicleEF	MHD	52.43	8.24
tblVehicleEF	MHD	0.60	0.51
tblVehicleEF	MHD	0.99	1.54

Merrill Commerce Center (Phase A Construction - Mitigated) - San Bernardino-South Coast County, Winter

tblVehicleEF	MHD	3.8600e-004	1.1810e-003
tblVehicleEF	MHD	5.0030e-003	0.03
tblVehicleEF	MHD	7.6400e-004	1.0000e-004
tblVehicleEF	MHD	3.6900e-004	1.1300e-003
tblVehicleEF	MHD	4.7830e-003	0.03
tblVehicleEF	MHD	7.0300e-004	9.2000e-005
tblVehicleEF	MHD	1.2800e-003	5.9300e-004
tblVehicleEF	MHD	0.04	0.02
tblVehicleEF	MHD	0.02	0.02
tblVehicleEF	MHD	6.5100e-004	3.0000e-004
tblVehicleEF	MHD	0.04	0.05
tblVehicleEF	MHD	0.02	0.11
tblVehicleEF	MHD	0.32	0.04
tblVehicleEF	MHD	1.5080e-003	6.5500e-004
tblVehicleEF	MHD	0.01	9.5250e-003
tblVehicleEF	MHD	6.1700e-004	8.2000e-005
tblVehicleEF	MHD	1.2800e-003	5.9300e-004
tblVehicleEF	MHD	0.04	0.02
tblVehicleEF	MHD	0.03	0.02
tblVehicleEF	MHD	6.5100e-004	3.0000e-004
tblVehicleEF	MHD	0.04	0.06
tblVehicleEF	MHD	0.02	0.11
tblVehicleEF	MHD	0.35	0.05
tblVehicleEF	MHD	0.02	3.0170e-003
tblVehicleEF	MHD	3.5800e-003	3.5290e-003
tblVehicleEF	MHD	0.05	8.1180e-003
tblVehicleEF	MHD	0.24	0.28

Merrill Commerce Center (Phase A Construction - Mitigated) - San Bernardino-South Coast County, Winter

tblVehicleEF	MHD	0.28	0.36
tblVehicleEF	MHD	4.97	0.91
tblVehicleEF	MHD	166.20	69.79
tblVehicleEF	MHD	1,101.52	999.60
tblVehicleEF	MHD	52.43	8.13
tblVehicleEF	MHD	0.62	0.51
tblVehicleEF	MHD	0.92	1.44
tblVehicleEF	MHD	3.2500e-004	9.9900e-004
tblVehicleEF	MHD	5.0030e-003	0.03
tblVehicleEF	MHD	7.6400e-004	1.0000e-004
tblVehicleEF	MHD	3.1100e-004	9.5500e-004
tblVehicleEF	MHD	4.7830e-003	0.03
tblVehicleEF	MHD	7.0300e-004	9.2000e-005
tblVehicleEF	MHD	2.5300e-003	1.1740e-003
tblVehicleEF	MHD	0.05	0.02
tblVehicleEF	MHD	0.02	0.02
tblVehicleEF	MHD	1.5010e-003	6.9400e-004
tblVehicleEF	MHD	0.04	0.05
tblVehicleEF	MHD	0.02	0.11
tblVehicleEF	MHD	0.30	0.04
tblVehicleEF	MHD	1.5950e-003	6.6200e-004
tblVehicleEF	MHD	0.01	9.5250e-003
tblVehicleEF	MHD	6.1100e-004	8.1000e-005
tblVehicleEF	MHD	2.5300e-003	1.1740e-003
tblVehicleEF	MHD	0.05	0.02
tblVehicleEF	MHD	0.03	0.02
tblVehicleEF	MHD	1.5010e-003	6.9400e-004

Merrill Commerce Center (Phase A Construction - Mitigated) - San Bernardino-South Coast County, Winter

tblVehicleEF	MHD	0.04	0.06
tblVehicleEF	MHD	0.02	0.11
tblVehicleEF	MHD	0.33	0.05
tblVehicleEF	MHD	0.02	3.4070e-003
tblVehicleEF	MHD	3.5220e-003	3.4910e-003
tblVehicleEF	MHD	0.05	8.4150e-003
tblVehicleEF	MHD	0.45	0.41
tblVehicleEF	MHD	0.27	0.35
tblVehicleEF	MHD	5.23	0.96
tblVehicleEF	MHD	144.06	68.08
tblVehicleEF	MHD	1,101.52	999.60
tblVehicleEF	MHD	52.43	8.22
tblVehicleEF	MHD	0.57	0.51
tblVehicleEF	MHD	0.97	1.51
tblVehicleEF	MHD	4.7000e-004	1.4340e-003
tblVehicleEF	MHD	5.0030e-003	0.03
tblVehicleEF	MHD	7.6400e-004	1.0000e-004
tblVehicleEF	MHD	4.4900e-004	1.3720e-003
tblVehicleEF	MHD	4.7830e-003	0.03
tblVehicleEF	MHD	7.0300e-004	9.2000e-005
tblVehicleEF	MHD	1.3890e-003	6.4600e-004
tblVehicleEF	MHD	0.05	0.02
tblVehicleEF	MHD	0.03	0.02
tblVehicleEF	MHD	6.4000e-004	2.9500e-004
tblVehicleEF	MHD	0.04	0.05
tblVehicleEF	MHD	0.02	0.12
tblVehicleEF	MHD	0.32	0.04

Merrill Commcerce Center (Phase A Construction - Mitigated) - San Bernardino-South Coast County, Winter

tblVehicleEF	MHD	1.3860e-003	6.4600e-004
tblVehicleEF	MHD	0.01	9.5250e-003
tblVehicleEF	MHD	6.1600e-004	8.1000e-005
tblVehicleEF	MHD	1.3890e-003	6.4600e-004
tblVehicleEF	MHD	0.05	0.02
tblVehicleEF	MHD	0.04	0.02
tblVehicleEF	MHD	6.4000e-004	2.9500e-004
tblVehicleEF	MHD	0.04	0.06
tblVehicleEF	MHD	0.02	0.12
tblVehicleEF	MHD	0.35	0.05
tblVehicleEF	OBUS	0.01	9.1480e-003
tblVehicleEF	OBUS	9.9110e-003	8.5440e-003
tblVehicleEF	OBUS	0.03	0.03
tblVehicleEF	OBUS	0.26	0.48
tblVehicleEF	OBUS	0.63	0.98
tblVehicleEF	OBUS	6.27	2.73
tblVehicleEF	OBUS	70.35	66.56
tblVehicleEF	OBUS	1,121.50	1,475.42
tblVehicleEF	OBUS	70.70	21.88
tblVehicleEF	OBUS	0.28	0.29
tblVehicleEF	OBUS	0.97	1.13
tblVehicleEF	OBUS	6.4000e-005	5.0000e-004
tblVehicleEF	OBUS	4.6440e-003	0.01
tblVehicleEF	OBUS	9.2900e-004	2.3000e-004
tblVehicleEF	OBUS	6.1000e-005	4.7800e-004
tblVehicleEF	OBUS	4.4220e-003	0.01
tblVehicleEF	OBUS	8.5400e-004	2.1200e-004

Merrill Commerce Center (Phase A Construction - Mitigated) - San Bernardino-South Coast County, Winter

tblVehicleEF	OBUS	2.1800e-003	2.7870e-003
tblVehicleEF	OBUS	0.02	0.03
tblVehicleEF	OBUS	0.04	0.05
tblVehicleEF	OBUS	9.3100e-004	1.1430e-003
tblVehicleEF	OBUS	0.04	0.06
tblVehicleEF	OBUS	0.05	0.31
tblVehicleEF	OBUS	0.38	0.13
tblVehicleEF	OBUS	6.8400e-004	6.3600e-004
tblVehicleEF	OBUS	0.01	0.01
tblVehicleEF	OBUS	8.1700e-004	2.1700e-004
tblVehicleEF	OBUS	2.1800e-003	2.7870e-003
tblVehicleEF	OBUS	0.02	0.03
tblVehicleEF	OBUS	0.05	0.07
tblVehicleEF	OBUS	9.3100e-004	1.1430e-003
tblVehicleEF	OBUS	0.06	0.07
tblVehicleEF	OBUS	0.05	0.31
tblVehicleEF	OBUS	0.42	0.14
tblVehicleEF	OBUS	0.01	9.2020e-003
tblVehicleEF	OBUS	0.01	8.7760e-003
tblVehicleEF	OBUS	0.03	0.02
tblVehicleEF	OBUS	0.26	0.47
tblVehicleEF	OBUS	0.65	1.01
tblVehicleEF	OBUS	5.74	2.51
tblVehicleEF	OBUS	73.50	66.43
tblVehicleEF	OBUS	1,121.50	1,475.46
tblVehicleEF	OBUS	70.70	21.50
tblVehicleEF	OBUS	0.29	0.28

Merrill Commerce Center (Phase A Construction - Mitigated) - San Bernardino-South Coast County, Winter

tblVehicleEF	OBUS	0.90	1.04
tblVehicleEF	OBUS	5.4000e-005	4.2500e-004
tblVehicleEF	OBUS	4.6440e-003	0.01
tblVehicleEF	OBUS	9.2900e-004	2.3000e-004
tblVehicleEF	OBUS	5.1000e-005	4.0700e-004
tblVehicleEF	OBUS	4.4220e-003	0.01
tblVehicleEF	OBUS	8.5400e-004	2.1200e-004
tblVehicleEF	OBUS	4.2350e-003	5.4310e-003
tblVehicleEF	OBUS	0.02	0.03
tblVehicleEF	OBUS	0.03	0.05
tblVehicleEF	OBUS	2.1330e-003	2.6360e-003
tblVehicleEF	OBUS	0.05	0.06
tblVehicleEF	OBUS	0.05	0.31
tblVehicleEF	OBUS	0.36	0.12
tblVehicleEF	OBUS	7.1400e-004	6.3500e-004
tblVehicleEF	OBUS	0.01	0.01
tblVehicleEF	OBUS	8.0800e-004	2.1300e-004
tblVehicleEF	OBUS	4.2350e-003	5.4310e-003
tblVehicleEF	OBUS	0.02	0.03
tblVehicleEF	OBUS	0.05	0.07
tblVehicleEF	OBUS	2.1330e-003	2.6360e-003
tblVehicleEF	OBUS	0.06	0.08
tblVehicleEF	OBUS	0.05	0.31
tblVehicleEF	OBUS	0.40	0.14
tblVehicleEF	OBUS	0.01	9.1130e-003
tblVehicleEF	OBUS	9.9380e-003	8.5700e-003
tblVehicleEF	OBUS	0.03	0.03

Merrill Commerce Center (Phase A Construction - Mitigated) - San Bernardino-South Coast County, Winter

tblVehicleEF	OBUS	0.28	0.49
tblVehicleEF	OBUS	0.63	0.99
tblVehicleEF	OBUS	6.22	2.71
tblVehicleEF	OBUS	66.00	66.75
tblVehicleEF	OBUS	1,121.50	1,475.42
tblVehicleEF	OBUS	70.70	21.85
tblVehicleEF	OBUS	0.27	0.30
tblVehicleEF	OBUS	0.96	1.11
tblVehicleEF	OBUS	7.7000e-005	6.0400e-004
tblVehicleEF	OBUS	4.6440e-003	0.01
tblVehicleEF	OBUS	9.2900e-004	2.3000e-004
tblVehicleEF	OBUS	7.4000e-005	5.7800e-004
tblVehicleEF	OBUS	4.4220e-003	0.01
tblVehicleEF	OBUS	8.5400e-004	2.1200e-004
tblVehicleEF	OBUS	2.3200e-003	3.0070e-003
tblVehicleEF	OBUS	0.02	0.03
tblVehicleEF	OBUS	0.04	0.05
tblVehicleEF	OBUS	9.4100e-004	1.1540e-003
tblVehicleEF	OBUS	0.04	0.06
tblVehicleEF	OBUS	0.05	0.33
tblVehicleEF	OBUS	0.38	0.13
tblVehicleEF	OBUS	6.4200e-004	6.3800e-004
tblVehicleEF	OBUS	0.01	0.01
tblVehicleEF	OBUS	8.1600e-004	2.1600e-004
tblVehicleEF	OBUS	2.3200e-003	3.0070e-003
tblVehicleEF	OBUS	0.02	0.03
tblVehicleEF	OBUS	0.05	0.06

Merrill Commcerce Center (Phase A Construction - Mitigated) - San Bernardino-South Coast County, Winter

tblVehicleEF	OBUS	9.4100e-004	1.1540e-003
tblVehicleEF	OBUS	0.06	0.08
tblVehicleEF	OBUS	0.05	0.33
tblVehicleEF	OBUS	0.42	0.14
tblVehicleEF	SBUS	0.84	0.04
tblVehicleEF	SBUS	0.01	6.8550e-003
tblVehicleEF	SBUS	0.07	4.0770e-003
tblVehicleEF	SBUS	5.71	1.90
tblVehicleEF	SBUS	0.65	0.58
tblVehicleEF	SBUS	5.33	0.55
tblVehicleEF	SBUS	1,258.13	336.22
tblVehicleEF	SBUS	1,136.31	1,128.72
tblVehicleEF	SBUS	37.11	3.21
tblVehicleEF	SBUS	11.70	3.35
tblVehicleEF	SBUS	4.77	5.07
tblVehicleEF	SBUS	0.01	4.0350e-003
tblVehicleEF	SBUS	0.01	0.01
tblVehicleEF	SBUS	0.03	0.03
tblVehicleEF	SBUS	5.1700e-004	3.0000e-005
tblVehicleEF	SBUS	0.01	3.8600e-003
tblVehicleEF	SBUS	2.7560e-003	2.7660e-003
tblVehicleEF	SBUS	0.03	0.03
tblVehicleEF	SBUS	4.7500e-004	2.8000e-005
tblVehicleEF	SBUS	2.9260e-003	7.3800e-004
tblVehicleEF	SBUS	0.02	5.5390e-003
tblVehicleEF	SBUS	0.68	0.20
tblVehicleEF	SBUS	1.3050e-003	3.4800e-004

Merrill Commerce Center (Phase A Construction - Mitigated) - San Bernardino-South Coast County, Winter

tblVehicleEF	SBUS	0.11	0.10
tblVehicleEF	SBUS	9.3510e-003	0.04
tblVehicleEF	SBUS	0.27	0.02
tblVehicleEF	SBUS	0.01	3.1960e-003
tblVehicleEF	SBUS	0.01	0.01
tblVehicleEF	SBUS	4.6300e-004	3.2000e-005
tblVehicleEF	SBUS	2.9260e-003	7.3800e-004
tblVehicleEF	SBUS	0.02	5.5390e-003
tblVehicleEF	SBUS	0.97	0.28
tblVehicleEF	SBUS	1.3050e-003	3.4800e-004
tblVehicleEF	SBUS	0.13	0.11
tblVehicleEF	SBUS	9.3510e-003	0.04
tblVehicleEF	SBUS	0.30	0.03
tblVehicleEF	SBUS	0.84	0.04
tblVehicleEF	SBUS	0.01	6.9390e-003
tblVehicleEF	SBUS	0.06	3.3780e-003
tblVehicleEF	SBUS	5.56	1.86
tblVehicleEF	SBUS	0.66	0.59
tblVehicleEF	SBUS	3.65	0.39
tblVehicleEF	SBUS	1,322.00	344.13
tblVehicleEF	SBUS	1,136.31	1,128.74
tblVehicleEF	SBUS	37.11	2.94
tblVehicleEF	SBUS	12.08	3.42
tblVehicleEF	SBUS	4.47	4.75
tblVehicleEF	SBUS	0.01	3.4090e-003
tblVehicleEF	SBUS	0.01	0.01
tblVehicleEF	SBUS	0.03	0.03

Merrill Commerce Center (Phase A Construction - Mitigated) - San Bernardino-South Coast County, Winter

tblVehicleEF	SBUS	5.1700e-004	3.0000e-005
tblVehicleEF	SBUS	9.6490e-003	3.2620e-003
tblVehicleEF	SBUS	2.7560e-003	2.7660e-003
tblVehicleEF	SBUS	0.03	0.03
tblVehicleEF	SBUS	4.7500e-004	2.8000e-005
tblVehicleEF	SBUS	5.6170e-003	1.3280e-003
tblVehicleEF	SBUS	0.02	5.8520e-003
tblVehicleEF	SBUS	0.67	0.20
tblVehicleEF	SBUS	2.8800e-003	6.7400e-004
tblVehicleEF	SBUS	0.11	0.10
tblVehicleEF	SBUS	8.5310e-003	0.03
tblVehicleEF	SBUS	0.22	0.02
tblVehicleEF	SBUS	0.01	3.2700e-003
tblVehicleEF	SBUS	0.01	0.01
tblVehicleEF	SBUS	4.3500e-004	2.9000e-005
tblVehicleEF	SBUS	5.6170e-003	1.3280e-003
tblVehicleEF	SBUS	0.02	5.8520e-003
tblVehicleEF	SBUS	0.97	0.28
tblVehicleEF	SBUS	2.8800e-003	6.7400e-004
tblVehicleEF	SBUS	0.13	0.12
tblVehicleEF	SBUS	8.5310e-003	0.03
tblVehicleEF	SBUS	0.24	0.02
tblVehicleEF	SBUS	0.84	0.04
tblVehicleEF	SBUS	0.01	6.8510e-003
tblVehicleEF	SBUS	0.07	4.1760e-003
tblVehicleEF	SBUS	5.91	1.95
tblVehicleEF	SBUS	0.65	0.58

Merrill Commcerce Center (Phase A Construction - Mitigated) - San Bernardino-South Coast County, Winter

tblVehicleEF	SBUS	5.37	0.57
tblVehicleEF	SBUS	1,169.92	325.30
tblVehicleEF	SBUS	1,136.31	1,128.72
tblVehicleEF	SBUS	37.11	3.24
tblVehicleEF	SBUS	11.19	3.26
tblVehicleEF	SBUS	4.69	4.99
tblVehicleEF	SBUS	0.01	4.8980e-003
tblVehicleEF	SBUS	0.01	0.01
tblVehicleEF	SBUS	0.03	0.03
tblVehicleEF	SBUS	5.1700e-004	3.0000e-005
tblVehicleEF	SBUS	0.01	4.6860e-003
tblVehicleEF	SBUS	2.7560e-003	2.7660e-003
tblVehicleEF	SBUS	0.03	0.03
tblVehicleEF	SBUS	4.7500e-004	2.8000e-005
tblVehicleEF	SBUS	2.9580e-003	7.2600e-004
tblVehicleEF	SBUS	0.02	5.8800e-003
tblVehicleEF	SBUS	0.68	0.20
tblVehicleEF	SBUS	1.2820e-003	3.5300e-004
tblVehicleEF	SBUS	0.11	0.10
tblVehicleEF	SBUS	0.01	0.05
tblVehicleEF	SBUS	0.28	0.02
tblVehicleEF	SBUS	0.01	3.0930e-003
tblVehicleEF	SBUS	0.01	0.01
tblVehicleEF	SBUS	4.6400e-004	3.2000e-005
tblVehicleEF	SBUS	2.9580e-003	7.2600e-004
tblVehicleEF	SBUS	0.02	5.8800e-003
tblVehicleEF	SBUS	0.98	0.28

Merrill Commerce Center (Phase A Construction - Mitigated) - San Bernardino-South Coast County, Winter

tblVehicleEF	SBUS	1.2820e-003	3.5300e-004
tblVehicleEF	SBUS	0.13	0.11
tblVehicleEF	SBUS	0.01	0.05
tblVehicleEF	SBUS	0.31	0.03
tblVehicleEF	UBUS	1.83	4.19
tblVehicleEF	UBUS	0.08	0.02
tblVehicleEF	UBUS	9.26	32.67
tblVehicleEF	UBUS	14.34	1.43
tblVehicleEF	UBUS	1,846.39	1,724.94
tblVehicleEF	UBUS	136.37	16.90
tblVehicleEF	UBUS	5.87	0.37
tblVehicleEF	UBUS	0.52	0.08
tblVehicleEF	UBUS	0.01	0.03
tblVehicleEF	UBUS	0.07	2.6830e-003
tblVehicleEF	UBUS	1.4030e-003	1.8900e-004
tblVehicleEF	UBUS	0.22	0.03
tblVehicleEF	UBUS	3.0000e-003	6.3130e-003
tblVehicleEF	UBUS	0.06	2.5510e-003
tblVehicleEF	UBUS	1.2900e-003	1.7400e-004
tblVehicleEF	UBUS	8.0860e-003	1.5320e-003
tblVehicleEF	UBUS	0.11	8.4710e-003
tblVehicleEF	UBUS	3.9450e-003	6.5200e-004
tblVehicleEF	UBUS	0.61	0.06
tblVehicleEF	UBUS	0.02	0.04
tblVehicleEF	UBUS	1.15	0.06
tblVehicleEF	UBUS	0.01	3.8820e-003
tblVehicleEF	UBUS	1.6240e-003	1.6700e-004

Merrill Commerce Center (Phase A Construction - Mitigated) - San Bernardino-South Coast County, Winter

tblVehicleEF	UBUS	8.0860e-003	1.5320e-003
tblVehicleEF	UBUS	0.11	8.4710e-003
tblVehicleEF	UBUS	3.9450e-003	6.5200e-004
tblVehicleEF	UBUS	2.50	4.28
tblVehicleEF	UBUS	0.02	0.04
tblVehicleEF	UBUS	1.25	0.07
tblVehicleEF	UBUS	1.83	4.19
tblVehicleEF	UBUS	0.08	0.01
tblVehicleEF	UBUS	9.36	32.67
tblVehicleEF	UBUS	11.74	1.17
tblVehicleEF	UBUS	1,846.39	1,724.94
tblVehicleEF	UBUS	136.37	16.47
tblVehicleEF	UBUS	5.45	0.37
tblVehicleEF	UBUS	0.52	0.08
tblVehicleEF	UBUS	0.01	0.03
tblVehicleEF	UBUS	0.07	2.6830e-003
tblVehicleEF	UBUS	1.4030e-003	1.8900e-004
tblVehicleEF	UBUS	0.22	0.03
tblVehicleEF	UBUS	3.0000e-003	6.3130e-003
tblVehicleEF	UBUS	0.06	2.5510e-003
tblVehicleEF	UBUS	1.2900e-003	1.7400e-004
tblVehicleEF	UBUS	0.02	2.9020e-003
tblVehicleEF	UBUS	0.14	0.01
tblVehicleEF	UBUS	9.3320e-003	1.4770e-003
tblVehicleEF	UBUS	0.62	0.06
tblVehicleEF	UBUS	0.02	0.04
tblVehicleEF	UBUS	1.02	0.06

Merrill Commerce Center (Phase A Construction - Mitigated) - San Bernardino-South Coast County, Winter

tblVehicleEF	UBUS	0.01	3.8820e-003
tblVehicleEF	UBUS	1.5790e-003	1.6300e-004
tblVehicleEF	UBUS	0.02	2.9020e-003
tblVehicleEF	UBUS	0.14	0.01
tblVehicleEF	UBUS	9.3320e-003	1.4770e-003
tblVehicleEF	UBUS	2.52	4.28
tblVehicleEF	UBUS	0.02	0.04
tblVehicleEF	UBUS	1.12	0.06
tblVehicleEF	UBUS	1.83	4.19
tblVehicleEF	UBUS	0.08	0.02
tblVehicleEF	UBUS	9.27	32.67
tblVehicleEF	UBUS	13.86	1.39
tblVehicleEF	UBUS	1,846.39	1,724.94
tblVehicleEF	UBUS	136.37	16.85
tblVehicleEF	UBUS	5.76	0.37
tblVehicleEF	UBUS	0.52	0.08
tblVehicleEF	UBUS	0.01	0.03
tblVehicleEF	UBUS	0.07	2.6830e-003
tblVehicleEF	UBUS	1.4030e-003	1.8900e-004
tblVehicleEF	UBUS	0.22	0.03
tblVehicleEF	UBUS	3.0000e-003	6.3130e-003
tblVehicleEF	UBUS	0.06	2.5510e-003
tblVehicleEF	UBUS	1.2900e-003	1.7400e-004
tblVehicleEF	UBUS	9.2250e-003	1.6220e-003
tblVehicleEF	UBUS	0.14	9.7130e-003
tblVehicleEF	UBUS	4.1190e-003	6.4800e-004
tblVehicleEF	UBUS	0.61	0.06

Merrill Commerce Center (Phase A Construction - Mitigated) - San Bernardino-South Coast County, Winter

tblVehicleEF	UBUS	0.03	0.04
tblVehicleEF	UBUS	1.13	0.06
tblVehicleEF	UBUS	0.01	3.8820e-003
tblVehicleEF	UBUS	1.6160e-003	1.6700e-004
tblVehicleEF	UBUS	9.2250e-003	1.6220e-003
tblVehicleEF	UBUS	0.14	9.7130e-003
tblVehicleEF	UBUS	4.1190e-003	6.4800e-004
tblVehicleEF	UBUS	2.50	4.28
tblVehicleEF	UBUS	0.03	0.04
tblVehicleEF	UBUS	1.24	0.07
tblVehicleTrips	CC_TL	8.40	0.00
tblVehicleTrips	CC_TL	8.40	0.00
tblVehicleTrips	CNW_TL	6.90	0.00
tblVehicleTrips	CNW_TL	6.90	0.00
tblVehicleTrips	CNW_TTP	41.00	0.00
tblVehicleTrips	CW_TL	16.60	0.00
tblVehicleTrips	CW_TL	16.60	0.00
tblVehicleTrips	CW_TTP	59.00	0.00
tblVehicleTrips	DV_TP	5.00	0.00
tblVehicleTrips	PB_TP	3.00	0.00
tblVehicleTrips	PR_TP	92.00	0.00
tblVehicleTrips	ST_TR	1.68	0.00
tblVehicleTrips	SU_TR	1.68	0.00
tblVehicleTrips	WD_TR	1.68	0.00
tblWater	IndoorWaterUseRate	504,125,000.00	0.00

2.0 Emissions Summary

Merrill Commerce Center (Phase A Construction - Mitigated) - San Bernardino-South Coast County, Winter

2.1 Overall Construction (Maximum Daily Emission)**Unmitigated Construction**

	ROG	NOx	CO	SO2	Fugitive PM10	Exhaust PM10	PM10 Total	Fugitive PM2.5	Exhaust PM2.5	PM2.5 Total	Bio- CO2	NBio- CO2	Total CO2	CH4	N2O	CO2e
Year	lb/day										lb/day					
2020	5.6522	63.8538	33.1381	0.0735	21.9792	2.7888	24.7681	10.3848	2.5657	12.9506	0.0000	7,127.8550	7,127.8550	2.2458	0.0000	7,183.9993
2021	9.5962	76.5594	62.6195	0.2530	14.3848	2.2875	16.0060	3.8746	2.1045	5.9321	0.0000	25,654.7255	25,654.7255	2.2455	0.0000	25,710.3657
2022	29.9400	83.6160	82.5158	0.2964	16.8997	2.0984	18.9982	4.5416	1.9583	6.4999	0.0000	29,897.2472	29,897.2472	2.9570	0.0000	29,971.1728
Maximum	29.9400	83.6160	82.5158	0.2964	21.9792	2.7888	24.7681	10.3848	2.5657	12.9506	0.0000	29,897.2472	29,897.2472	2.9570	0.0000	29,971.1728

Mitigated Construction

	ROG	NOx	CO	SO2	Fugitive PM10	Exhaust PM10	PM10 Total	Fugitive PM2.5	Exhaust PM2.5	PM2.5 Total	Bio- CO2	NBio- CO2	Total CO2	CH4	N2O	CO2e
Year	lb/day										lb/day					
2020	0.9877	3.8807	36.1285	0.0735	8.6946	0.1186	8.7892	4.0826	0.1185	4.1771	0.0000	7,127.8550	7,127.8550	2.2458	0.0000	7,183.9993
2021	7.0088	45.6887	66.6729	0.2530	14.3848	0.2122	14.5970	3.8746	0.2032	4.0778	0.0000	25,654.7255	25,654.7255	2.2455	0.0000	25,710.3657
2022	26.6146	45.3317	89.8349	0.2964	16.8997	0.2572	17.1569	4.5416	0.2476	4.7892	0.0000	29,897.2472	29,897.2472	2.9570	0.0000	29,971.1728
Maximum	26.6146	45.6887	89.8349	0.2964	16.8997	0.2572	17.1569	4.5416	0.2476	4.7892	0.0000	29,897.2472	29,897.2472	2.9570	0.0000	29,971.1728

Merrill Commcerce Center (Phase A Construction - Mitigated) - San Bernardino-South Coast County, Winter

	ROG	NOx	CO	SO2	Fugitive PM10	Exhaust PM10	PM10 Total	Fugitive PM2.5	Exhaust PM2.5	PM2.5 Total	Bio- CO2	NBio-CO2	Total CO2	CH4	N20	CO2e
Percent Reduction	23.41	57.64	-8.06	0.00	24.94	91.81	32.17	33.52	91.41	48.61	0.00	0.00	0.00	0.00	0.00	0.00

Merrill Commerce Center (Phase A Construction - Mitigated) - San Bernardino-South Coast County, Winter

2.2 Overall Operational**Unmitigated Operational**

	ROG	NOx	CO	SO2	Fugitive PM10	Exhaust PM10	PM10 Total	Fugitive PM2.5	Exhaust PM2.5	PM2.5 Total	Bio- CO2	NBio- CO2	Total CO2	CH4	N2O	CO2e
Category	lb/day										lb/day					
Area	48.8607	2.0400e-003	0.2237	2.0000e-005		8.0000e-004	8.0000e-004		8.0000e-004	8.0000e-004		0.4787	0.4787	1.2600e-003		0.5103
Energy	0.0000	0.0000	0.0000	0.0000		0.0000	0.0000		0.0000	0.0000		0.0000	0.0000	0.0000	0.0000	0.0000
Mobile	0.0000	0.0000	0.0000	0.0000	0.0000	0.0000	0.0000	0.0000	0.0000	0.0000		0.0000	0.0000	0.0000		0.0000
Total	48.8607	2.0400e-003	0.2237	2.0000e-005	0.0000	8.0000e-004	8.0000e-004	0.0000	8.0000e-004	8.0000e-004		0.4787	0.4787	1.2600e-003	0.0000	0.5103

Mitigated Operational

	ROG	NOx	CO	SO2	Fugitive PM10	Exhaust PM10	PM10 Total	Fugitive PM2.5	Exhaust PM2.5	PM2.5 Total	Bio- CO2	NBio- CO2	Total CO2	CH4	N2O	CO2e
Category	lb/day										lb/day					
Area	48.8607	2.0400e-003	0.2237	2.0000e-005		8.0000e-004	8.0000e-004		8.0000e-004	8.0000e-004		0.4787	0.4787	1.2600e-003		0.5103
Energy	0.0000	0.0000	0.0000	0.0000		0.0000	0.0000		0.0000	0.0000		0.0000	0.0000	0.0000	0.0000	0.0000
Mobile	0.0000	0.0000	0.0000	0.0000	0.0000	0.0000	0.0000	0.0000	0.0000	0.0000		0.0000	0.0000	0.0000		0.0000
Total	48.8607	2.0400e-003	0.2237	2.0000e-005	0.0000	8.0000e-004	8.0000e-004	0.0000	8.0000e-004	8.0000e-004		0.4787	0.4787	1.2600e-003	0.0000	0.5103

Merrill Commcerce Center (Phase A Construction - Mitigated) - San Bernardino-South Coast County, Winter

	ROG	NOx	CO	SO2	Fugitive PM10	Exhaust PM10	PM10 Total	Fugitive PM2.5	Exhaust PM2.5	PM2.5 Total	Bio- CO2	NBio-CO2	Total CO2	CH4	N2O	CO2e
Percent Reduction	0.00	0.00	0.00	0.00	0.00	0.00	0.00	0.00	0.00	0.00	0.00	0.00	0.00	0.00	0.00	0.00

3.0 Construction Detail

Construction Phase

Phase Number	Phase Name	Phase Type	Start Date	End Date	Num Days Week	Num Days	Phase Description
1	Demolition	Demolition	6/1/2020	8/21/2020	5	60	
2	Site Preparation	Site Preparation	8/22/2020	11/13/2020	5	60	
3	Grading	Grading	11/14/2020	4/2/2021	5	100	
4	Building Construction	Building Construction	4/3/2021	12/23/2022	5	450	
5	Paving	Paving	7/23/2022	12/23/2022	5	110	
6	Architectural Coating	Architectural Coating	7/23/2022	12/23/2022	5	110	

Acres of Grading (Site Preparation Phase): 210

Acres of Grading (Grading Phase): 400

Acres of Paving: 7.43

Residential Indoor: 0; Residential Outdoor: 0; Non-Residential Indoor: 3,270,000; Non-Residential Outdoor: 1,090,000; Striped Parking Area: 19,419 (Architectural Coating – sqft)

OffRoad Equipment

Merrill Commerce Center (Phase A Construction - Mitigated) - San Bernardino-South Coast County, Winter

Phase Name	Offroad Equipment Type	Amount	Usage Hours	Horse Power	Load Factor
Demolition	Concrete/Industrial Saws	1	8.00	81	0.73
Demolition	Excavators	3	8.00	158	0.38
Demolition	Rubber Tired Dozers	2	8.00	247	0.40
Site Preparation	Crawler Tractors	4	8.00	212	0.43
Site Preparation	Rubber Tired Dozers	3	8.00	247	0.40
Site Preparation	Tractors/Loaders/Backhoes	0	8.00	97	0.37
Grading	Crawler Tractors	2	8.00	212	0.43
Grading	Excavators	2	8.00	158	0.38
Grading	Graders	1	8.00	187	0.41
Grading	Rubber Tired Dozers	1	8.00	247	0.40
Grading	Scrapers	2	8.00	367	0.48
Grading	Tractors/Loaders/Backhoes	0	8.00	97	0.37
Building Construction	Cranes	1	8.00	231	0.29
Building Construction	Crawler Tractors	3	8.00	212	0.43
Building Construction	Forklifts	3	8.00	89	0.20
Building Construction	Generator Sets	1	8.00	84	0.74
Building Construction	Tractors/Loaders/Backhoes	0	8.00	97	0.37
Building Construction	Welders	1	8.00	46	0.45
Paving	Pavers	2	8.00	130	0.42
Paving	Paving Equipment	2	8.00	132	0.36
Paving	Rollers	2	8.00	80	0.38
Architectural Coating	Air Compressors	1	8.00	78	0.48

Trips and VMT

Merrill Commerce Center (Phase A Construction - Mitigated) - San Bernardino-South Coast County, Winter

Phase Name	Offroad Equipment Count	Worker Trip Number	Vendor Trip Number	Hauling Trip Number	Worker Trip Length	Vendor Trip Length	Hauling Trip Length	Worker Vehicle Class	Vendor Vehicle Class	Hauling Vehicle Class
Demolition	6	15.00	0.00	21.00	14.70	6.90	20.00	LD_Mix	HDT_Mix	HHDT
Site Preparation	7	18.00	0.00	0.00	14.70	6.90	20.00	LD_Mix	HDT_Mix	HHDT
Grading	8	20.00	0.00	0.00	14.70	6.90	20.00	LD_Mix	HDT_Mix	HHDT
Building Construction	9	1,052.00	410.00	0.00	14.70	6.90	20.00	LD_Mix	HDT_Mix	HHDT
Paving	6	15.00	0.00	0.00	14.70	6.90	20.00	LD_Mix	HDT_Mix	HHDT
Architectural Coating	1	210.00	0.00	0.00	14.70	6.90	20.00	LD_Mix	HDT_Mix	HHDT

3.1 Mitigation Measures Construction

Use Cleaner Engines for Construction Equipment

Water Exposed Area

3.2 Demolition - 2020**Unmitigated Construction On-Site**

	ROG	NOx	CO	SO2	Fugitive PM10	Exhaust PM10	PM10 Total	Fugitive PM2.5	Exhaust PM2.5	PM2.5 Total	Bio- CO2	NBio- CO2	Total CO2	CH4	N2O	CO2e
Category	lb/day										lb/day					
Fugitive Dust					0.0758	0.0000	0.0758	0.0115	0.0000	0.0115			0.0000			0.0000
Off-Road	3.3121	33.2010	21.7532	0.0388		1.6587	1.6587		1.5419	1.5419		3,747.7049	3,747.7049	1.0580		3,774.1536
Total	3.3121	33.2010	21.7532	0.0388	0.0758	1.6587	1.7345	0.0115	1.5419	1.5533		3,747.7049	3,747.7049	1.0580		3,774.1536

Merrill Commerce Center (Phase A Construction - Mitigated) - San Bernardino-South Coast County, Winter

3.2 Demolition - 2020**Unmitigated Construction Off-Site**

	ROG	NOx	CO	SO2	Fugitive PM10	Exhaust PM10	PM10 Total	Fugitive PM2.5	Exhaust PM2.5	PM2.5 Total	Bio- CO2	NBio- CO2	Total CO2	CH4	N2O	CO2e
Category	lb/day										lb/day					
Hauling	2.2700e-003	0.0867	0.0146	2.7000e-004	6.1300e-003	2.6000e-004	6.3900e-003	1.6800e-003	2.5000e-004	1.9300e-003		28.3849	28.3849	1.7100e-003		28.4275
Vendor	0.0000	0.0000	0.0000	0.0000	0.0000	0.0000	0.0000	0.0000	0.0000	0.0000		0.0000	0.0000	0.0000		0.0000
Worker	0.0819	0.0553	0.5544	1.5300e-003	0.1677	1.1000e-003	0.1688	0.0445	1.0100e-003	0.0455		152.0625	152.0625	4.5400e-003		152.1760
Total	0.0842	0.1420	0.5690	1.8000e-003	0.1738	1.3600e-003	0.1752	0.0462	1.2600e-003	0.0474		180.4473	180.4473	6.2500e-003		180.6035

Mitigated Construction On-Site

	ROG	NOx	CO	SO2	Fugitive PM10	Exhaust PM10	PM10 Total	Fugitive PM2.5	Exhaust PM2.5	PM2.5 Total	Bio- CO2	NBio- CO2	Total CO2	CH4	N2O	CO2e
Category	lb/day										lb/day					
Fugitive Dust					0.0296	0.0000	0.0296	4.4800e-003	0.0000	4.4800e-003			0.0000			0.0000
Off-Road	0.4623	2.0032	23.2798	0.0388		0.0616	0.0616		0.0616	0.0616	0.0000	3,747.7049	3,747.7049	1.0580		3,774.1536
Total	0.4623	2.0032	23.2798	0.0388	0.0296	0.0616	0.0912	4.4800e-003	0.0616	0.0661	0.0000	3,747.7049	3,747.7049	1.0580		3,774.1536

Merrill Commerce Center (Phase A Construction - Mitigated) - San Bernardino-South Coast County, Winter

3.2 Demolition - 2020**Mitigated Construction Off-Site**

	ROG	NOx	CO	SO2	Fugitive PM10	Exhaust PM10	PM10 Total	Fugitive PM2.5	Exhaust PM2.5	PM2.5 Total	Bio- CO2	NBio- CO2	Total CO2	CH4	N2O	CO2e
Category	lb/day										lb/day					
Hauling	2.2700e-003	0.0867	0.0146	2.7000e-004	6.1300e-003	2.6000e-004	6.3900e-003	1.6800e-003	2.5000e-004	1.9300e-003		28.3849	28.3849	1.7100e-003		28.4275
Vendor	0.0000	0.0000	0.0000	0.0000	0.0000	0.0000	0.0000	0.0000	0.0000	0.0000		0.0000	0.0000	0.0000		0.0000
Worker	0.0819	0.0553	0.5544	1.5300e-003	0.1677	1.1000e-003	0.1688	0.0445	1.0100e-003	0.0455		152.0625	152.0625	4.5400e-003		152.1760
Total	0.0842	0.1420	0.5690	1.8000e-003	0.1738	1.3600e-003	0.1752	0.0462	1.2600e-003	0.0474		180.4473	180.4473	6.2500e-003		180.6035

3.3 Site Preparation - 2020**Unmitigated Construction On-Site**

	ROG	NOx	CO	SO2	Fugitive PM10	Exhaust PM10	PM10 Total	Fugitive PM2.5	Exhaust PM2.5	PM2.5 Total	Bio- CO2	NBio- CO2	Total CO2	CH4	N2O	CO2e
Category	lb/day										lb/day					
Fugitive Dust					21.7780	0.0000	21.7780	10.3315	0.0000	10.3315			0.0000			0.0000
Off-Road	5.5539	63.7874	22.3947	0.0570		2.7875	2.7875		2.5645	2.5645		5,523.581 2	5,523.581 2	1.7864		5,568.242 1
Total	5.5539	63.7874	22.3947	0.0570	21.7780	2.7875	24.5655	10.3315	2.5645	12.8960		5,523.581 2	5,523.581 2	1.7864		5,568.242 1

Merrill Commerce Center (Phase A Construction - Mitigated) - San Bernardino-South Coast County, Winter

3.3 Site Preparation - 2020**Unmitigated Construction Off-Site**

	ROG	NOx	CO	SO2	Fugitive PM10	Exhaust PM10	PM10 Total	Fugitive PM2.5	Exhaust PM2.5	PM2.5 Total	Bio- CO2	NBio- CO2	Total CO2	CH4	N2O	CO2e
Category	lb/day										lb/day					
Hauling	0.0000	0.0000	0.0000	0.0000	0.0000	0.0000	0.0000	0.0000	0.0000	0.0000		0.0000	0.0000	0.0000		0.0000
Vendor	0.0000	0.0000	0.0000	0.0000	0.0000	0.0000	0.0000	0.0000	0.0000	0.0000		0.0000	0.0000	0.0000		0.0000
Worker	0.0983	0.0663	0.6653	1.8300e-003	0.2012	1.3200e-003	0.2025	0.0534	1.2100e-003	0.0546		182.4750	182.4750	5.4500e-003		182.6112
Total	0.0983	0.0663	0.6653	1.8300e-003	0.2012	1.3200e-003	0.2025	0.0534	1.2100e-003	0.0546		182.4750	182.4750	5.4500e-003		182.6112

Mitigated Construction On-Site

	ROG	NOx	CO	SO2	Fugitive PM10	Exhaust PM10	PM10 Total	Fugitive PM2.5	Exhaust PM2.5	PM2.5 Total	Bio- CO2	NBio- CO2	Total CO2	CH4	N2O	CO2e
Category	lb/day										lb/day					
Fugitive Dust					8.4934	0.0000	8.4934	4.0293	0.0000	4.0293			0.0000			0.0000
Off-Road	0.6995	3.0313	25.6493	0.0570		0.0933	0.0933		0.0933	0.0933	0.0000	5,523.5812	5,523.5812	1.7864		5,568.2421
Total	0.6995	3.0313	25.6493	0.0570	8.4934	0.0933	8.5867	4.0293	0.0933	4.1225	0.0000	5,523.5812	5,523.5812	1.7864		5,568.2421

Merrill Commerce Center (Phase A Construction - Mitigated) - San Bernardino-South Coast County, Winter

3.3 Site Preparation - 2020**Mitigated Construction Off-Site**

	ROG	NOx	CO	SO2	Fugitive PM10	Exhaust PM10	PM10 Total	Fugitive PM2.5	Exhaust PM2.5	PM2.5 Total	Bio- CO2	NBio- CO2	Total CO2	CH4	N2O	CO2e
Category	lb/day										lb/day					
Hauling	0.0000	0.0000	0.0000	0.0000	0.0000	0.0000	0.0000	0.0000	0.0000	0.0000		0.0000	0.0000	0.0000		0.0000
Vendor	0.0000	0.0000	0.0000	0.0000	0.0000	0.0000	0.0000	0.0000	0.0000	0.0000		0.0000	0.0000	0.0000		0.0000
Worker	0.0983	0.0663	0.6653	1.8300e-003	0.2012	1.3200e-003	0.2025	0.0534	1.2100e-003	0.0546		182.4750	182.4750	5.4500e-003		182.6112
Total	0.0983	0.0663	0.6653	1.8300e-003	0.2012	1.3200e-003	0.2025	0.0534	1.2100e-003	0.0546		182.4750	182.4750	5.4500e-003		182.6112

3.4 Grading - 2020**Unmitigated Construction On-Site**

	ROG	NOx	CO	SO2	Fugitive PM10	Exhaust PM10	PM10 Total	Fugitive PM2.5	Exhaust PM2.5	PM2.5 Total	Bio- CO2	NBio- CO2	Total CO2	CH4	N2O	CO2e
Category	lb/day										lb/day					
Fugitive Dust					10.2641	0.0000	10.2641	3.7683	0.0000	3.7683			0.0000			0.0000
Off-Road	5.1888	60.8826	32.3988	0.0715		2.4690	2.4690		2.2714	2.2714		6,925.105 1	6,925.105 1	2.2397		6,981.098 1
Total	5.1888	60.8826	32.3988	0.0715	10.2641	2.4690	12.7331	3.7683	2.2714	6.0397		6,925.105 1	6,925.105 1	2.2397		6,981.098 1

Merrill Commerce Center (Phase A Construction - Mitigated) - San Bernardino-South Coast County, Winter

3.4 Grading - 2020**Unmitigated Construction Off-Site**

	ROG	NOx	CO	SO2	Fugitive PM10	Exhaust PM10	PM10 Total	Fugitive PM2.5	Exhaust PM2.5	PM2.5 Total	Bio- CO2	NBio- CO2	Total CO2	CH4	N2O	CO2e
Category	lb/day										lb/day					
Hauling	0.0000	0.0000	0.0000	0.0000	0.0000	0.0000	0.0000	0.0000	0.0000	0.0000		0.0000	0.0000	0.0000		0.0000
Vendor	0.0000	0.0000	0.0000	0.0000	0.0000	0.0000	0.0000	0.0000	0.0000	0.0000		0.0000	0.0000	0.0000		0.0000
Worker	0.1092	0.0737	0.7393	2.0400e-003	0.2236	1.4600e-003	0.2250	0.0593	1.3500e-003	0.0606		202.7500	202.7500	6.0500e-003		202.9013
Total	0.1092	0.0737	0.7393	2.0400e-003	0.2236	1.4600e-003	0.2250	0.0593	1.3500e-003	0.0606		202.7500	202.7500	6.0500e-003		202.9013

Mitigated Construction On-Site

	ROG	NOx	CO	SO2	Fugitive PM10	Exhaust PM10	PM10 Total	Fugitive PM2.5	Exhaust PM2.5	PM2.5 Total	Bio- CO2	NBio- CO2	Total CO2	CH4	N2O	CO2e
Category	lb/day										lb/day					
Fugitive Dust					4.0030	0.0000	4.0030	1.4696	0.0000	1.4696			0.0000			0.0000
Off-Road	0.8785	3.8069	35.3893	0.0715		0.1171	0.1171		0.1171	0.1171	0.0000	6,925.105 1	6,925.105 1	2.2397		6,981.098 1
Total	0.8785	3.8069	35.3893	0.0715	4.0030	0.1171	4.1201	1.4696	0.1171	1.5868	0.0000	6,925.105 1	6,925.105 1	2.2397		6,981.098 1

Merrill Commerce Center (Phase A Construction - Mitigated) - San Bernardino-South Coast County, Winter

3.4 Grading - 2020**Mitigated Construction Off-Site**

	ROG	NOx	CO	SO2	Fugitive PM10	Exhaust PM10	PM10 Total	Fugitive PM2.5	Exhaust PM2.5	PM2.5 Total	Bio- CO2	NBio- CO2	Total CO2	CH4	N2O	CO2e
Category	lb/day										lb/day					
Hauling	0.0000	0.0000	0.0000	0.0000	0.0000	0.0000	0.0000	0.0000	0.0000	0.0000		0.0000	0.0000	0.0000		0.0000
Vendor	0.0000	0.0000	0.0000	0.0000	0.0000	0.0000	0.0000	0.0000	0.0000	0.0000		0.0000	0.0000	0.0000		0.0000
Worker	0.1092	0.0737	0.7393	2.0400e-003	0.2236	1.4600e-003	0.2250	0.0593	1.3500e-003	0.0606		202.7500	202.7500	6.0500e-003		202.9013
Total	0.1092	0.0737	0.7393	2.0400e-003	0.2236	1.4600e-003	0.2250	0.0593	1.3500e-003	0.0606		202.7500	202.7500	6.0500e-003		202.9013

3.4 Grading - 2021**Unmitigated Construction On-Site**

	ROG	NOx	CO	SO2	Fugitive PM10	Exhaust PM10	PM10 Total	Fugitive PM2.5	Exhaust PM2.5	PM2.5 Total	Bio- CO2	NBio- CO2	Total CO2	CH4	N2O	CO2e
Category	lb/day										lb/day					
Fugitive Dust					10.2641	0.0000	10.2641	3.7683	0.0000	3.7683			0.0000			0.0000
Off-Road	4.9185	56.5443	31.2281	0.0715		2.2861	2.2861		2.1032	2.1032		6,925.967 4	6,925.967 4	2.2400		6,981.967 3
Total	4.9185	56.5443	31.2281	0.0715	10.2641	2.2861	12.5502	3.7683	2.1032	5.8715		6,925.967 4	6,925.967 4	2.2400		6,981.967 3

Merrill Commerce Center (Phase A Construction - Mitigated) - San Bernardino-South Coast County, Winter

3.4 Grading - 2021**Unmitigated Construction Off-Site**

	ROG	NOx	CO	SO2	Fugitive PM10	Exhaust PM10	PM10 Total	Fugitive PM2.5	Exhaust PM2.5	PM2.5 Total	Bio- CO2	NBio- CO2	Total CO2	CH4	N2O	CO2e
Category	lb/day										lb/day					
Hauling	0.0000	0.0000	0.0000	0.0000	0.0000	0.0000	0.0000	0.0000	0.0000	0.0000		0.0000	0.0000	0.0000		0.0000
Vendor	0.0000	0.0000	0.0000	0.0000	0.0000	0.0000	0.0000	0.0000	0.0000	0.0000		0.0000	0.0000	0.0000		0.0000
Worker	0.1018	0.0661	0.6791	1.9700e-003	0.2236	1.4300e-003	0.2250	0.0593	1.3200e-003	0.0606		196.2995	196.2995	5.4600e-003		196.4361
Total	0.1018	0.0661	0.6791	1.9700e-003	0.2236	1.4300e-003	0.2250	0.0593	1.3200e-003	0.0606		196.2995	196.2995	5.4600e-003		196.4361

Mitigated Construction On-Site

	ROG	NOx	CO	SO2	Fugitive PM10	Exhaust PM10	PM10 Total	Fugitive PM2.5	Exhaust PM2.5	PM2.5 Total	Bio- CO2	NBio- CO2	Total CO2	CH4	N2O	CO2e
Category	lb/day										lb/day					
Fugitive Dust					4.0030	0.0000	4.0030	1.4696	0.0000	1.4696			0.0000			0.0000
Off-Road	0.8785	3.8069	35.3893	0.0715		0.1171	0.1171		0.1171	0.1171	0.0000	6,925.967 4	6,925.967 4	2.2400		6,981.967 3
Total	0.8785	3.8069	35.3893	0.0715	4.0030	0.1171	4.1201	1.4696	0.1171	1.5868	0.0000	6,925.967 4	6,925.967 4	2.2400		6,981.967 3

Merrill Commerce Center (Phase A Construction - Mitigated) - San Bernardino-South Coast County, Winter

3.4 Grading - 2021**Mitigated Construction Off-Site**

	ROG	NOx	CO	SO2	Fugitive PM10	Exhaust PM10	PM10 Total	Fugitive PM2.5	Exhaust PM2.5	PM2.5 Total	Bio- CO2	NBio- CO2	Total CO2	CH4	N2O	CO2e
Category	lb/day										lb/day					
Hauling	0.0000	0.0000	0.0000	0.0000	0.0000	0.0000	0.0000	0.0000	0.0000	0.0000		0.0000	0.0000	0.0000		0.0000
Vendor	0.0000	0.0000	0.0000	0.0000	0.0000	0.0000	0.0000	0.0000	0.0000	0.0000		0.0000	0.0000	0.0000		0.0000
Worker	0.1018	0.0661	0.6791	1.9700e-003	0.2236	1.4300e-003	0.2250	0.0593	1.3200e-003	0.0606		196.2995	196.2995	5.4600e-003		196.4361
Total	0.1018	0.0661	0.6791	1.9700e-003	0.2236	1.4300e-003	0.2250	0.0593	1.3200e-003	0.0606		196.2995	196.2995	5.4600e-003		196.4361

3.5 Building Construction - 2021**Unmitigated Construction On-Site**

	ROG	NOx	CO	SO2	Fugitive PM10	Exhaust PM10	PM10 Total	Fugitive PM2.5	Exhaust PM2.5	PM2.5 Total	Bio- CO2	NBio- CO2	Total CO2	CH4	N2O	CO2e
Category	lb/day										lb/day					
Off-Road	3.1137	33.9659	18.1952	0.0430		1.4763	1.4763		1.3775	1.3775		4,114.4297	4,114.4297	1.1209		4,142.4520
Total	3.1137	33.9659	18.1952	0.0430		1.4763	1.4763		1.3775	1.3775		4,114.4297	4,114.4297	1.1209		4,142.4520

Merrill Commerce Center (Phase A Construction - Mitigated) - San Bernardino-South Coast County, Winter

3.5 Building Construction - 2021**Unmitigated Construction Off-Site**

	ROG	NOx	CO	SO2	Fugitive PM10	Exhaust PM10	PM10 Total	Fugitive PM2.5	Exhaust PM2.5	PM2.5 Total	Bio- CO2	NBio- CO2	Total CO2	CH4	N2O	CO2e
Category	lb/day										lb/day					
Hauling	0.0000	0.0000	0.0000	0.0000	0.0000	0.0000	0.0000	0.0000	0.0000	0.0000		0.0000	0.0000	0.0000		0.0000
Vendor	1.1254	39.1184	8.7028	0.1063	2.6259	0.0697	2.6956	0.7561	0.0666	0.8227		11,214.9403	11,214.9403	0.8173		11,235.3729
Worker	5.3570	3.4751	35.7215	0.1036	11.7589	0.0752	11.8341	3.1185	0.0693	3.1878		10,325.3555	10,325.3555	0.2874		10,332.5408
Total	6.4824	42.5935	44.4243	0.2100	14.3848	0.1449	14.5297	3.8746	0.1359	4.0105		21,540.2959	21,540.2959	1.1047		21,567.9136

Mitigated Construction On-Site

	ROG	NOx	CO	SO2	Fugitive PM10	Exhaust PM10	PM10 Total	Fugitive PM2.5	Exhaust PM2.5	PM2.5 Total	Bio- CO2	NBio- CO2	Total CO2	CH4	N2O	CO2e
Category	lb/day										lb/day					
Off-Road	0.5264	3.0952	22.2486	0.0430		0.0673	0.0673		0.0673	0.0673	0.0000	4,114.4297	4,114.4297	1.1209		4,142.4520
Total	0.5264	3.0952	22.2486	0.0430		0.0673	0.0673		0.0673	0.0673	0.0000	4,114.4297	4,114.4297	1.1209		4,142.4520

Merrill Commerce Center (Phase A Construction - Mitigated) - San Bernardino-South Coast County, Winter

3.5 Building Construction - 2021**Mitigated Construction Off-Site**

	ROG	NOx	CO	SO2	Fugitive PM10	Exhaust PM10	PM10 Total	Fugitive PM2.5	Exhaust PM2.5	PM2.5 Total	Bio- CO2	NBio- CO2	Total CO2	CH4	N2O	CO2e
Category	lb/day										lb/day					
Hauling	0.0000	0.0000	0.0000	0.0000	0.0000	0.0000	0.0000	0.0000	0.0000	0.0000		0.0000	0.0000	0.0000		0.0000
Vendor	1.1254	39.1184	8.7028	0.1063	2.6259	0.0697	2.6956	0.7561	0.0666	0.8227		11,214.9403	11,214.9403	0.8173		11,235.3729
Worker	5.3570	3.4751	35.7215	0.1036	11.7589	0.0752	11.8341	3.1185	0.0693	3.1878		10,325.3555	10,325.3555	0.2874		10,332.5408
Total	6.4824	42.5935	44.4243	0.2100	14.3848	0.1449	14.5297	3.8746	0.1359	4.0105		21,540.2959	21,540.2959	1.1047		21,567.9136

3.5 Building Construction - 2022**Unmitigated Construction On-Site**

	ROG	NOx	CO	SO2	Fugitive PM10	Exhaust PM10	PM10 Total	Fugitive PM2.5	Exhaust PM2.5	PM2.5 Total	Bio- CO2	NBio- CO2	Total CO2	CH4	N2O	CO2e
Category	lb/day										lb/day					
Off-Road	2.7963	29.7637	17.6698	0.0430		1.2743	1.2743		1.1892	1.1892		4,110.5322	4,110.5322	1.1153		4,138.4135
Total	2.7963	29.7637	17.6698	0.0430		1.2743	1.2743		1.1892	1.1892		4,110.5322	4,110.5322	1.1153		4,138.4135

Merrill Commerce Center (Phase A Construction - Mitigated) - San Bernardino-South Coast County, Winter

3.5 Building Construction - 2022**Unmitigated Construction Off-Site**

	ROG	NOx	CO	SO2	Fugitive PM10	Exhaust PM10	PM10 Total	Fugitive PM2.5	Exhaust PM2.5	PM2.5 Total	Bio- CO2	NBio- CO2	Total CO2	CH4	N2O	CO2e
Category	lb/day										lb/day					
Hauling	0.0000	0.0000	0.0000	0.0000	0.0000	0.0000	0.0000	0.0000	0.0000	0.0000		0.0000	0.0000	0.0000		0.0000
Vendor	1.0498	37.0585	8.0792	0.1054	2.6259	0.0586	2.6845	0.7561	0.0561	0.8121		11,121.5063	11,121.5063	0.7902		11,141.2618
Worker	5.0155	3.1231	32.7613	0.0999	11.7589	0.0730	11.8319	3.1185	0.0672	3.1857		9,953.4558	9,953.4558	0.2580		9,959.9046
Total	6.0652	40.1816	40.8405	0.2053	14.3848	0.1316	14.5164	3.8746	0.1233	3.9979		21,074.9621	21,074.9621	1.0482		21,101.1664

Mitigated Construction On-Site

	ROG	NOx	CO	SO2	Fugitive PM10	Exhaust PM10	PM10 Total	Fugitive PM2.5	Exhaust PM2.5	PM2.5 Total	Bio- CO2	NBio- CO2	Total CO2	CH4	N2O	CO2e
Category	lb/day										lb/day					
Off-Road	0.5264	3.0952	22.2486	0.0430		0.0673	0.0673		0.0673	0.0673	0.0000	4,110.5322	4,110.5322	1.1153		4,138.4135
Total	0.5264	3.0952	22.2486	0.0430		0.0673	0.0673		0.0673	0.0673	0.0000	4,110.5322	4,110.5322	1.1153		4,138.4135

Merrill Commerce Center (Phase A Construction - Mitigated) - San Bernardino-South Coast County, Winter

3.5 Building Construction - 2022**Mitigated Construction Off-Site**

	ROG	NOx	CO	SO2	Fugitive PM10	Exhaust PM10	PM10 Total	Fugitive PM2.5	Exhaust PM2.5	PM2.5 Total	Bio- CO2	NBio- CO2	Total CO2	CH4	N2O	CO2e
Category	lb/day										lb/day					
Hauling	0.0000	0.0000	0.0000	0.0000	0.0000	0.0000	0.0000	0.0000	0.0000	0.0000		0.0000	0.0000	0.0000		0.0000
Vendor	1.0498	37.0585	8.0792	0.1054	2.6259	0.0586	2.6845	0.7561	0.0561	0.8121		11,121.5063	11,121.5063	0.7902		11,141.2618
Worker	5.0155	3.1231	32.7613	0.0999	11.7589	0.0730	11.8319	3.1185	0.0672	3.1857		9,953.4558	9,953.4558	0.2580		9,959.9046
Total	6.0652	40.1816	40.8405	0.2053	14.3848	0.1316	14.5164	3.8746	0.1233	3.9979		21,074.9621	21,074.9621	1.0482		21,101.1664

3.6 Paving - 2022**Unmitigated Construction On-Site**

	ROG	NOx	CO	SO2	Fugitive PM10	Exhaust PM10	PM10 Total	Fugitive PM2.5	Exhaust PM2.5	PM2.5 Total	Bio- CO2	NBio- CO2	Total CO2	CH4	N2O	CO2e
Category	lb/day										lb/day					
Off-Road	1.1028	11.1249	14.5805	0.0228		0.5679	0.5679		0.5225	0.5225		2,207.6603	2,207.6603	0.7140		2,225.5104
Paving	0.1770					0.0000	0.0000		0.0000	0.0000			0.0000			0.0000
Total	1.2798	11.1249	14.5805	0.0228		0.5679	0.5679		0.5225	0.5225		2,207.6603	2,207.6603	0.7140		2,225.5104

Merrill Commcerce Center (Phase A Construction - Mitigated) - San Bernardino-South Coast County, Winter

3.6 Paving - 2022**Unmitigated Construction Off-Site**

	ROG	NOx	CO	SO2	Fugitive PM10	Exhaust PM10	PM10 Total	Fugitive PM2.5	Exhaust PM2.5	PM2.5 Total	Bio- CO2	NBio- CO2	Total CO2	CH4	N2O	CO2e
Category	lb/day										lb/day					
Hauling	0.0000	0.0000	0.0000	0.0000	0.0000	0.0000	0.0000	0.0000	0.0000	0.0000		0.0000	0.0000	0.0000		0.0000
Vendor	0.0000	0.0000	0.0000	0.0000	0.0000	0.0000	0.0000	0.0000	0.0000	0.0000		0.0000	0.0000	0.0000		0.0000
Worker	0.0715	0.0445	0.4671	1.4200e-003	0.1677	1.0400e-003	0.1687	0.0445	9.6000e-004	0.0454		141.9219	141.9219	3.6800e-003		142.0139
Total	0.0715	0.0445	0.4671	1.4200e-003	0.1677	1.0400e-003	0.1687	0.0445	9.6000e-004	0.0454		141.9219	141.9219	3.6800e-003		142.0139

Mitigated Construction On-Site

	ROG	NOx	CO	SO2	Fugitive PM10	Exhaust PM10	PM10 Total	Fugitive PM2.5	Exhaust PM2.5	PM2.5 Total	Bio- CO2	NBio- CO2	Total CO2	CH4	N2O	CO2e
Category	lb/day										lb/day					
Off-Road	0.2805	1.2154	17.2957	0.0228		0.0374	0.0374		0.0374	0.0374	0.0000	2,207.6603	2,207.6603	0.7140		2,225.5104
Paving	0.1770					0.0000	0.0000		0.0000	0.0000			0.0000			0.0000
Total	0.4574	1.2154	17.2957	0.0228		0.0374	0.0374		0.0374	0.0374	0.0000	2,207.6603	2,207.6603	0.7140		2,225.5104

Merrill Commerce Center (Phase A Construction - Mitigated) - San Bernardino-South Coast County, Winter

3.6 Paving - 2022**Mitigated Construction Off-Site**

	ROG	NOx	CO	SO2	Fugitive PM10	Exhaust PM10	PM10 Total	Fugitive PM2.5	Exhaust PM2.5	PM2.5 Total	Bio- CO2	NBio- CO2	Total CO2	CH4	N2O	CO2e
Category	lb/day										lb/day					
Hauling	0.0000	0.0000	0.0000	0.0000	0.0000	0.0000	0.0000	0.0000	0.0000	0.0000		0.0000	0.0000	0.0000		0.0000
Vendor	0.0000	0.0000	0.0000	0.0000	0.0000	0.0000	0.0000	0.0000	0.0000	0.0000		0.0000	0.0000	0.0000		0.0000
Worker	0.0715	0.0445	0.4671	1.4200e-003	0.1677	1.0400e-003	0.1687	0.0445	9.6000e-004	0.0454		141.9219	141.9219	3.6800e-003		142.0139
Total	0.0715	0.0445	0.4671	1.4200e-003	0.1677	1.0400e-003	0.1687	0.0445	9.6000e-004	0.0454		141.9219	141.9219	3.6800e-003		142.0139

3.7 Architectural Coating - 2022**Unmitigated Construction On-Site**

	ROG	NOx	CO	SO2	Fugitive PM10	Exhaust PM10	PM10 Total	Fugitive PM2.5	Exhaust PM2.5	PM2.5 Total	Bio- CO2	NBio- CO2	Total CO2	CH4	N2O	CO2e
Category	lb/day										lb/day					
Archit. Coating	18.4533					0.0000	0.0000		0.0000	0.0000			0.0000			0.0000
Off-Road	0.2727	1.8780	2.4181	3.9600e-003		0.1090	0.1090		0.1090	0.1090		375.2641	375.2641	0.0244		375.8749
Total	18.7260	1.8780	2.4181	3.9600e-003		0.1090	0.1090		0.1090	0.1090		375.2641	375.2641	0.0244		375.8749

Merrill Commerce Center (Phase A Construction - Mitigated) - San Bernardino-South Coast County, Winter

3.7 Architectural Coating - 2022**Unmitigated Construction Off-Site**

	ROG	NOx	CO	SO2	Fugitive PM10	Exhaust PM10	PM10 Total	Fugitive PM2.5	Exhaust PM2.5	PM2.5 Total	Bio- CO2	NBio- CO2	Total CO2	CH4	N2O	CO2e
Category	lb/day										lb/day					
Hauling	0.0000	0.0000	0.0000	0.0000	0.0000	0.0000	0.0000	0.0000	0.0000	0.0000		0.0000	0.0000	0.0000		0.0000
Vendor	0.0000	0.0000	0.0000	0.0000	0.0000	0.0000	0.0000	0.0000	0.0000	0.0000		0.0000	0.0000	0.0000		0.0000
Worker	1.0012	0.6234	6.5398	0.0199	2.3473	0.0146	2.3619	0.6225	0.0134	0.6359		1,986.9066	1,986.9066	0.0515		1,988.1939
Total	1.0012	0.6234	6.5398	0.0199	2.3473	0.0146	2.3619	0.6225	0.0134	0.6359		1,986.9066	1,986.9066	0.0515		1,988.1939

Mitigated Construction On-Site

	ROG	NOx	CO	SO2	Fugitive PM10	Exhaust PM10	PM10 Total	Fugitive PM2.5	Exhaust PM2.5	PM2.5 Total	Bio- CO2	NBio- CO2	Total CO2	CH4	N2O	CO2e
Category	lb/day										lb/day					
Archit. Coating	18.4533					0.0000	0.0000		0.0000	0.0000			0.0000			0.0000
Off-Road	0.0396	0.1717	2.4432	3.9600e-003		5.2800e-003	5.2800e-003		5.2800e-003	5.2800e-003	0.0000	375.2641	375.2641	0.0244		375.8749
Total	18.4929	0.1717	2.4432	3.9600e-003		5.2800e-003	5.2800e-003		5.2800e-003	5.2800e-003	0.0000	375.2641	375.2641	0.0244		375.8749

Merrill Commcerce Center (Phase A Construction - Mitigated) - San Bernardino-South Coast County, Winter

3.7 Architectural Coating - 2022**Mitigated Construction Off-Site**

	ROG	NOx	CO	SO2	Fugitive PM10	Exhaust PM10	PM10 Total	Fugitive PM2.5	Exhaust PM2.5	PM2.5 Total	Bio- CO2	NBio- CO2	Total CO2	CH4	N2O	CO2e
Category	lb/day										lb/day					
Hauling	0.0000	0.0000	0.0000	0.0000	0.0000	0.0000	0.0000	0.0000	0.0000	0.0000		0.0000	0.0000	0.0000		0.0000
Vendor	0.0000	0.0000	0.0000	0.0000	0.0000	0.0000	0.0000	0.0000	0.0000	0.0000		0.0000	0.0000	0.0000		0.0000
Worker	1.0012	0.6234	6.5398	0.0199	2.3473	0.0146	2.3619	0.6225	0.0134	0.6359		1,986.906 6	1,986.906 6	0.0515		1,988.193 9
Total	1.0012	0.6234	6.5398	0.0199	2.3473	0.0146	2.3619	0.6225	0.0134	0.6359		1,986.906 6	1,986.906 6	0.0515		1,988.193 9

4.0 Operational Detail - Mobile**4.1 Mitigation Measures Mobile**

Merrill Commerce Center (Phase A Construction - Mitigated) - San Bernardino-South Coast County, Winter

	ROG	NOx	CO	SO2	Fugitive PM10	Exhaust PM10	PM10 Total	Fugitive PM2.5	Exhaust PM2.5	PM2.5 Total	Bio- CO2	NBio- CO2	Total CO2	CH4	N2O	CO2e
Category	lb/day										lb/day					
Mitigated	0.0000	0.0000	0.0000	0.0000	0.0000	0.0000	0.0000	0.0000	0.0000	0.0000		0.0000	0.0000	0.0000		0.0000
Unmitigated	0.0000	0.0000	0.0000	0.0000	0.0000	0.0000	0.0000	0.0000	0.0000	0.0000		0.0000	0.0000	0.0000		0.0000

4.2 Trip Summary Information

Land Use	Average Daily Trip Rate			Unmitigated	Mitigated
	Weekday	Saturday	Sunday	Annual VMT	Annual VMT
Other Asphalt Surfaces	0.00	0.00	0.00		
Warehouse-No Rail	0.00	0.00	0.00		
Total	0.00	0.00	0.00		

4.3 Trip Type Information

Land Use	Miles			Trip %			Trip Purpose %		
	H-W or C-W	H-S or C-C	H-O or C-NW	H-W or C-W	H-S or C-C	H-O or C-NW	Primary	Diverted	Pass-by
Other Asphalt Surfaces	0.00	0.00	0.00	0.00	0.00	0.00	0	0	0
Warehouse-No Rail	0.00	0.00	0.00	0.00	0.00	0.00	0	0	0

4.4 Fleet Mix

Land Use	LDA	LDT1	LDT2	MDV	LHD1	LHD2	MHD	HHD	OBUS	UBUS	MCY	SBUS	MH
Other Asphalt Surfaces	0.553113	0.036408	0.180286	0.116335	0.016165	0.005101	0.018218	0.063797	0.001357	0.001565	0.005903	0.000808	0.000944
Warehouse-No Rail	0.553113	0.036408	0.180286	0.116335	0.016165	0.005101	0.018218	0.063797	0.001357	0.001565	0.005903	0.000808	0.000944

Merrill Commcerce Center (Phase A Construction - Mitigated) - San Bernardino-South Coast County, Winter

5.0 Energy Detail

Historical Energy Use: N

5.1 Mitigation Measures Energy

	ROG	NOx	CO	SO2	Fugitive PM10	Exhaust PM10	PM10 Total	Fugitive PM2.5	Exhaust PM2.5	PM2.5 Total	Bio- CO2	NBio- CO2	Total CO2	CH4	N2O	CO2e
Category	lb/day										lb/day					
NaturalGas Mitigated	0.0000	0.0000	0.0000	0.0000		0.0000	0.0000		0.0000	0.0000		0.0000	0.0000	0.0000	0.0000	0.0000
NaturalGas Unmitigated	0.0000	0.0000	0.0000	0.0000		0.0000	0.0000		0.0000	0.0000		0.0000	0.0000	0.0000	0.0000	0.0000

Merrill Commerce Center (Phase A Construction - Mitigated) - San Bernardino-South Coast County, Winter

5.2 Energy by Land Use - NaturalGas**Unmitigated**

	NaturalGas Use	ROG	NOx	CO	SO2	Fugitive PM10	Exhaust PM10	PM10 Total	Fugitive PM2.5	Exhaust PM2.5	PM2.5 Total	Bio- CO2	NBio- CO2	Total CO2	CH4	N2O	CO2e
Land Use	kBTU/yr	lb/day										lb/day					
Other Asphalt Surfaces	0	0.0000	0.0000	0.0000	0.0000		0.0000	0.0000		0.0000	0.0000		0.0000	0.0000	0.0000	0.0000	0.0000
Warehouse-No Rail	0	0.0000	0.0000	0.0000	0.0000		0.0000	0.0000		0.0000	0.0000		0.0000	0.0000	0.0000	0.0000	0.0000
Total		0.0000	0.0000	0.0000	0.0000		0.0000	0.0000		0.0000	0.0000		0.0000	0.0000	0.0000	0.0000	0.0000

Mitigated

	NaturalGas Use	ROG	NOx	CO	SO2	Fugitive PM10	Exhaust PM10	PM10 Total	Fugitive PM2.5	Exhaust PM2.5	PM2.5 Total	Bio- CO2	NBio- CO2	Total CO2	CH4	N2O	CO2e
Land Use	kBTU/yr	lb/day										lb/day					
Other Asphalt Surfaces	0	0.0000	0.0000	0.0000	0.0000		0.0000	0.0000		0.0000	0.0000		0.0000	0.0000	0.0000	0.0000	0.0000
Warehouse-No Rail	0	0.0000	0.0000	0.0000	0.0000		0.0000	0.0000		0.0000	0.0000		0.0000	0.0000	0.0000	0.0000	0.0000
Total		0.0000	0.0000	0.0000	0.0000		0.0000	0.0000		0.0000	0.0000		0.0000	0.0000	0.0000	0.0000	0.0000

6.0 Area Detail**6.1 Mitigation Measures Area**

Merrill Commerce Center (Phase A Construction - Mitigated) - San Bernardino-South Coast County, Winter

	ROG	NOx	CO	SO2	Fugitive PM10	Exhaust PM10	PM10 Total	Fugitive PM2.5	Exhaust PM2.5	PM2.5 Total	Bio- CO2	NBio- CO2	Total CO2	CH4	N2O	CO2e
Category	lb/day										lb/day					
Mitigated	48.8607	2.0400e-003	0.2237	2.0000e-005		8.0000e-004	8.0000e-004		8.0000e-004	8.0000e-004		0.4787	0.4787	1.2600e-003		0.5103
Unmitigated	48.8607	2.0400e-003	0.2237	2.0000e-005		8.0000e-004	8.0000e-004		8.0000e-004	8.0000e-004		0.4787	0.4787	1.2600e-003		0.5103

6.2 Area by SubCategory

Unmitigated

	ROG	NOx	CO	SO2	Fugitive PM10	Exhaust PM10	PM10 Total	Fugitive PM2.5	Exhaust PM2.5	PM2.5 Total	Bio- CO2	NBio- CO2	Total CO2	CH4	N2O	CO2e
SubCategory	lb/day										lb/day					
Architectural Coating	5.5613					0.0000	0.0000		0.0000	0.0000			0.0000			0.0000
Consumer Products	43.2786					0.0000	0.0000		0.0000	0.0000			0.0000			0.0000
Landscaping	0.0208	2.0400e-003	0.2237	2.0000e-005		8.0000e-004	8.0000e-004		8.0000e-004	8.0000e-004		0.4787	0.4787	1.2600e-003		0.5103
Total	48.8607	2.0400e-003	0.2237	2.0000e-005		8.0000e-004	8.0000e-004		8.0000e-004	8.0000e-004		0.4787	0.4787	1.2600e-003		0.5103

Merrill Commerce Center (Phase A Construction - Mitigated) - San Bernardino-South Coast County, Winter

6.2 Area by SubCategory**Mitigated**

	ROG	NOx	CO	SO2	Fugitive PM10	Exhaust PM10	PM10 Total	Fugitive PM2.5	Exhaust PM2.5	PM2.5 Total	Bio- CO2	NBio- CO2	Total CO2	CH4	N2O	CO2e
SubCategory	lb/day										lb/day					
Architectural Coating	5.5613					0.0000	0.0000		0.0000	0.0000			0.0000			0.0000
Consumer Products	43.2786					0.0000	0.0000		0.0000	0.0000			0.0000			0.0000
Landscaping	0.0208	2.0400e-003	0.2237	2.0000e-005		8.0000e-004	8.0000e-004		8.0000e-004	8.0000e-004		0.4787	0.4787	1.2600e-003		0.5103
Total	48.8607	2.0400e-003	0.2237	2.0000e-005		8.0000e-004	8.0000e-004		8.0000e-004	8.0000e-004		0.4787	0.4787	1.2600e-003		0.5103

7.0 Water Detail**7.1 Mitigation Measures Water****8.0 Waste Detail****8.1 Mitigation Measures Waste****9.0 Operational Offroad**

Equipment Type	Number	Hours/Day	Days/Year	Horse Power	Load Factor	Fuel Type
----------------	--------	-----------	-----------	-------------	-------------	-----------

10.0 Stationary Equipment**Fire Pumps and Emergency Generators**

Merrill Commcerce Center (Phase A Construction - Mitigated) - San Bernardino-South Coast County, Winter

Equipment Type	Number	Hours/Day	Hours/Year	Horse Power	Load Factor	Fuel Type
----------------	--------	-----------	------------	-------------	-------------	-----------

Boilers

Equipment Type	Number	Heat Input/Day	Heat Input/Year	Boiler Rating	Fuel Type
----------------	--------	----------------	-----------------	---------------	-----------

User Defined Equipment

Equipment Type	Number
----------------	--------

11.0 Vegetation

This page intentionally left blank

APPENDIX 3.6:

CALEEMOD PHASE B CONSTRUCTION (MITIGATED) EMISSIONS MODEL OUTPUTS

Merrill Commerce Center (Phase B Construction - Mitigated) - San Bernardino-South Coast County, Annual

Merrill Commerce Center (Phase B Construction - Mitigated)
San Bernardino-South Coast County, Annual

1.0 Project Characteristics

1.1 Land Usage

Land Uses	Size	Metric	Lot Acreage	Floor Surface Area	Population
Warehouse-No Rail	4,834.00	1000sqft	201.80	4,834,000.00	0
Other Asphalt Surfaces	16.47	Acre	16.47	717,433.20	0

1.2 Other Project Characteristics

Urbanization	Urban	Wind Speed (m/s)	2.2	Precipitation Freq (Days)	32
Climate Zone	10			Operational Year	2025
Utility Company	Southern California Edison				
CO2 Intensity (lb/MWhr)	702.44	CH4 Intensity (lb/MWhr)	0.029	N2O Intensity (lb/MWhr)	0.006

1.3 User Entered Comments & Non-Default Data

Merrill Commerce Center (Phase B Construction - Mitigated) - San Bernardino-South Coast County, Annual

Project Characteristics -

Land Use - PA1=58.9 acres; PA2 = 62.1 acres; PA3=30.7 acres; PA6=50.1 acres; ROWD = 16.47 acres (total ROWD is 28.4 acres, the ROWD was split proportionally b/w each Phase)

Construction Phase - Construction Schedule adjusted to meet the 2025 OY.

Off-road Equipment - Hours are based on an 8-hour workday.

Off-road Equipment - Crawler Tractors used in lieu of Tractors/Loaders/Backhoes.

Off-road Equipment - Crawler Tractors used in lieu of Tractors/Loaders/Backhoes.

Off-road Equipment -

Off-road Equipment - Crawler Tractors used in lieu of Tractors/Loaders/Backhoes.

Demolition -

Grading - For purposes of analysis, total acres graded per day is based on the equipment specific grading rates (CalEEMod Appendix A) and the equipment list.

Architectural Coating - The Project shall utilize "Super-Compliant" low VOC paints. Super-Compliant low VOC paints shall be no more than 10g/L of VOC.

Vehicle Trips - Construction Run Only.

Energy Use - Construction Run Only.

Water And Wastewater - Construction Run Only.

Solid Waste - Construction Run Only.

Construction Off-road Equipment Mitigation - All construction equipment shall comply with EPA/CARB Tier 4 emissions standards

Vehicle Emission Factors - EMFAC2017

Vehicle Emission Factors - EMFAC2017

Vehicle Emission Factors - EMFAC2017

Table Name	Column Name	Default Value	New Value
tblArchitecturalCoating	EF_Nonresidential_Exterior	100.00	10.00
tblArchitecturalCoating	EF_Nonresidential_Interior	100.00	10.00
tblArchitecturalCoating	EF_Parking	100.00	10.00
tblConstEquipMitigation	NumberOfEquipmentMitigated	0.00	1.00
tblConstEquipMitigation	NumberOfEquipmentMitigated	0.00	1.00
tblConstEquipMitigation	NumberOfEquipmentMitigated	0.00	1.00

Merrill Commerce Center (Phase B Construction - Mitigated) - San Bernardino-South Coast County, Annual

tblConstEquipMitigation	NumberOfEquipmentMitigated	0.00	9.00
tblConstEquipMitigation	NumberOfEquipmentMitigated	0.00	5.00
tblConstEquipMitigation	NumberOfEquipmentMitigated	0.00	3.00
tblConstEquipMitigation	NumberOfEquipmentMitigated	0.00	1.00
tblConstEquipMitigation	NumberOfEquipmentMitigated	0.00	1.00
tblConstEquipMitigation	NumberOfEquipmentMitigated	0.00	2.00
tblConstEquipMitigation	NumberOfEquipmentMitigated	0.00	2.00
tblConstEquipMitigation	NumberOfEquipmentMitigated	0.00	2.00
tblConstEquipMitigation	NumberOfEquipmentMitigated	0.00	6.00
tblConstEquipMitigation	NumberOfEquipmentMitigated	0.00	2.00
tblConstEquipMitigation	NumberOfEquipmentMitigated	0.00	1.00
tblConstEquipMitigation	Tier	No Change	Tier 4 Final
tblConstEquipMitigation	Tier	No Change	Tier 4 Final
tblConstEquipMitigation	Tier	No Change	Tier 4 Final
tblConstEquipMitigation	Tier	No Change	Tier 4 Final
tblConstEquipMitigation	Tier	No Change	Tier 4 Final
tblConstEquipMitigation	Tier	No Change	Tier 4 Final
tblConstEquipMitigation	Tier	No Change	Tier 4 Final
tblConstEquipMitigation	Tier	No Change	Tier 4 Final
tblConstEquipMitigation	Tier	No Change	Tier 4 Final
tblConstEquipMitigation	Tier	No Change	Tier 4 Final
tblConstEquipMitigation	Tier	No Change	Tier 4 Final
tblConstEquipMitigation	Tier	No Change	Tier 4 Final
tblConstEquipMitigation	Tier	No Change	Tier 4 Final
tblConstEquipMitigation	Tier	No Change	Tier 4 Final
tblConstructionPhase	NumDays	300.00	80.00
tblConstructionPhase	NumDays	180.00	80.00

Merrill Commerce Center (Phase B Construction - Mitigated) - San Bernardino-South Coast County, Annual

tblConstructionPhase	NumDays	465.00	140.00
tblConstructionPhase	NumDays	4,650.00	485.00
tblEnergyUse	LightingElect	1.17	0.00
tblEnergyUse	NT24E	0.82	0.00
tblEnergyUse	NT24NG	0.03	0.00
tblEnergyUse	T24E	0.37	0.00
tblEnergyUse	T24NG	2.00	0.00
tblGrading	AcresOfGrading	490.00	560.00
tblGrading	AcresOfGrading	160.00	280.00
tblLandUse	LotAcreage	110.97	201.80
tblOffRoadEquipment	OffRoadEquipmentUnitAmount	4.00	0.00
tblOffRoadEquipment	OffRoadEquipmentUnitAmount	2.00	0.00
tblOffRoadEquipment	OffRoadEquipmentUnitAmount	3.00	0.00
tblOffRoadEquipment	UsageHours	6.00	8.00
tblOffRoadEquipment	UsageHours	7.00	8.00
tblOffRoadEquipment	UsageHours	7.00	8.00
tblSolidWaste	SolidWasteGenerationRate	4,543.96	0.00
tblVehicleEF	HHD	0.92	0.03
tblVehicleEF	HHD	0.04	0.05
tblVehicleEF	HHD	0.07	0.00
tblVehicleEF	HHD	2.19	8.64
tblVehicleEF	HHD	0.53	0.33
tblVehicleEF	HHD	1.62	2.1350e-003
tblVehicleEF	HHD	6,474.46	1,377.00
tblVehicleEF	HHD	1,422.33	1,260.88
tblVehicleEF	HHD	5.17	0.02
tblVehicleEF	HHD	18.43	7.06

Merrill Commerce Center (Phase B Construction - Mitigated) - San Bernardino-South Coast County, Annual

tblVehicleEF	HHD	1.24	2.14
tblVehicleEF	HHD	4.8440e-003	2.9130e-003
tblVehicleEF	HHD	0.06	0.06
tblVehicleEF	HHD	0.04	0.04
tblVehicleEF	HHD	5.2540e-003	0.03
tblVehicleEF	HHD	4.6000e-005	0.00
tblVehicleEF	HHD	4.6350e-003	2.7870e-003
tblVehicleEF	HHD	0.03	0.03
tblVehicleEF	HHD	8.8780e-003	8.9140e-003
tblVehicleEF	HHD	5.0260e-003	0.02
tblVehicleEF	HHD	4.2000e-005	0.00
tblVehicleEF	HHD	6.8000e-005	2.0000e-006
tblVehicleEF	HHD	2.5340e-003	5.6000e-005
tblVehicleEF	HHD	0.58	0.58
tblVehicleEF	HHD	4.2000e-005	1.0000e-006
tblVehicleEF	HHD	0.06	0.02
tblVehicleEF	HHD	1.6400e-004	2.7900e-004
tblVehicleEF	HHD	0.04	1.0000e-006
tblVehicleEF	HHD	0.06	0.01
tblVehicleEF	HHD	0.01	0.01
tblVehicleEF	HHD	7.8000e-005	0.00
tblVehicleEF	HHD	6.8000e-005	2.0000e-006
tblVehicleEF	HHD	2.5340e-003	5.6000e-005
tblVehicleEF	HHD	0.67	0.67
tblVehicleEF	HHD	4.2000e-005	1.0000e-006
tblVehicleEF	HHD	0.10	0.08
tblVehicleEF	HHD	1.6400e-004	2.7900e-004

Merrill Commerce Center (Phase B Construction - Mitigated) - San Bernardino-South Coast County, Annual

tblVehicleEF	HHD	0.04	1.0000e-006
tblVehicleEF	HHD	0.87	0.03
tblVehicleEF	HHD	0.04	0.05
tblVehicleEF	HHD	0.07	0.00
tblVehicleEF	HHD	1.59	8.52
tblVehicleEF	HHD	0.53	0.33
tblVehicleEF	HHD	1.51	2.0010e-003
tblVehicleEF	HHD	6,859.11	1,359.81
tblVehicleEF	HHD	1,422.33	1,260.88
tblVehicleEF	HHD	5.17	0.02
tblVehicleEF	HHD	19.03	6.72
tblVehicleEF	HHD	1.17	2.02
tblVehicleEF	HHD	4.0840e-003	2.5690e-003
tblVehicleEF	HHD	0.06	0.06
tblVehicleEF	HHD	0.04	0.04
tblVehicleEF	HHD	5.2540e-003	0.03
tblVehicleEF	HHD	4.6000e-005	0.00
tblVehicleEF	HHD	3.9070e-003	2.4580e-003
tblVehicleEF	HHD	0.03	0.03
tblVehicleEF	HHD	8.8780e-003	8.9140e-003
tblVehicleEF	HHD	5.0260e-003	0.02
tblVehicleEF	HHD	4.2000e-005	0.00
tblVehicleEF	HHD	1.3100e-004	4.0000e-006
tblVehicleEF	HHD	2.8230e-003	6.5000e-005
tblVehicleEF	HHD	0.55	0.62
tblVehicleEF	HHD	9.1000e-005	3.0000e-006
tblVehicleEF	HHD	0.06	0.02

Merrill Commerce Center (Phase B Construction - Mitigated) - San Bernardino-South Coast County, Annual

tblVehicleEF	HHD	1.6500e-004	2.8700e-004
tblVehicleEF	HHD	0.04	1.0000e-006
tblVehicleEF	HHD	0.06	0.01
tblVehicleEF	HHD	0.01	0.01
tblVehicleEF	HHD	7.7000e-005	0.00
tblVehicleEF	HHD	1.3100e-004	4.0000e-006
tblVehicleEF	HHD	2.8230e-003	6.5000e-005
tblVehicleEF	HHD	0.63	0.71
tblVehicleEF	HHD	9.1000e-005	3.0000e-006
tblVehicleEF	HHD	0.10	0.08
tblVehicleEF	HHD	1.6500e-004	2.8700e-004
tblVehicleEF	HHD	0.04	1.0000e-006
tblVehicleEF	HHD	1.00	0.02
tblVehicleEF	HHD	0.04	9.2200e-004
tblVehicleEF	HHD	0.07	0.00
tblVehicleEF	HHD	3.02	8.73
tblVehicleEF	HHD	0.53	0.18
tblVehicleEF	HHD	1.59	2.1050e-003
tblVehicleEF	HHD	5,943.27	1,387.51
tblVehicleEF	HHD	1,422.33	1,223.41
tblVehicleEF	HHD	5.17	0.02
tblVehicleEF	HHD	17.62	7.45
tblVehicleEF	HHD	1.22	2.08
tblVehicleEF	HHD	5.8940e-003	3.2570e-003
tblVehicleEF	HHD	0.06	0.06
tblVehicleEF	HHD	0.04	0.04
tblVehicleEF	HHD	5.2540e-003	0.03

Merrill Commerce Center (Phase B Construction - Mitigated) - San Bernardino-South Coast County, Annual

tblVehicleEF	HHD	4.6000e-005	0.00
tblVehicleEF	HHD	5.6390e-003	3.1170e-003
tblVehicleEF	HHD	0.03	0.03
tblVehicleEF	HHD	8.8780e-003	8.8150e-003
tblVehicleEF	HHD	5.0260e-003	0.02
tblVehicleEF	HHD	4.2000e-005	0.00
tblVehicleEF	HHD	6.5000e-005	2.0000e-006
tblVehicleEF	HHD	2.7100e-003	6.5000e-005
tblVehicleEF	HHD	0.63	0.53
tblVehicleEF	HHD	4.1000e-005	1.0000e-006
tblVehicleEF	HHD	0.06	0.02
tblVehicleEF	HHD	1.7700e-004	2.9300e-004
tblVehicleEF	HHD	0.04	1.0000e-006
tblVehicleEF	HHD	0.06	0.01
tblVehicleEF	HHD	0.01	0.01
tblVehicleEF	HHD	7.8000e-005	0.00
tblVehicleEF	HHD	6.5000e-005	2.0000e-006
tblVehicleEF	HHD	2.7100e-003	6.5000e-005
tblVehicleEF	HHD	0.72	0.61
tblVehicleEF	HHD	4.1000e-005	1.0000e-006
tblVehicleEF	HHD	0.10	0.02
tblVehicleEF	HHD	1.7700e-004	2.9300e-004
tblVehicleEF	HHD	0.04	1.0000e-006
tblVehicleEF	LDA	3.1880e-003	1.7080e-003
tblVehicleEF	LDA	3.8220e-003	0.04
tblVehicleEF	LDA	0.47	0.53
tblVehicleEF	LDA	0.91	1.93

Merrill Commerce Center (Phase B Construction - Mitigated) - San Bernardino-South Coast County, Annual

tblVehicleEF	LDA	222.19	238.15
tblVehicleEF	LDA	50.72	48.93
tblVehicleEF	LDA	0.04	0.03
tblVehicleEF	LDA	1.6130e-003	1.2760e-003
tblVehicleEF	LDA	2.2290e-003	1.6410e-003
tblVehicleEF	LDA	1.4850e-003	1.1750e-003
tblVehicleEF	LDA	2.0500e-003	1.5090e-003
tblVehicleEF	LDA	0.04	0.05
tblVehicleEF	LDA	0.08	0.09
tblVehicleEF	LDA	0.03	0.04
tblVehicleEF	LDA	7.9920e-003	6.1620e-003
tblVehicleEF	LDA	0.03	0.19
tblVehicleEF	LDA	0.05	0.17
tblVehicleEF	LDA	2.2240e-003	2.3560e-003
tblVehicleEF	LDA	5.2200e-004	4.8400e-004
tblVehicleEF	LDA	0.04	0.05
tblVehicleEF	LDA	0.08	0.09
tblVehicleEF	LDA	0.03	0.04
tblVehicleEF	LDA	0.01	8.9600e-003
tblVehicleEF	LDA	0.03	0.19
tblVehicleEF	LDA	0.06	0.19
tblVehicleEF	LDA	3.6270e-003	1.9600e-003
tblVehicleEF	LDA	3.1890e-003	0.03
tblVehicleEF	LDA	0.58	0.65
tblVehicleEF	LDA	0.75	1.61
tblVehicleEF	LDA	243.03	259.99
tblVehicleEF	LDA	50.72	48.33

Merrill Commerce Center (Phase B Construction - Mitigated) - San Bernardino-South Coast County, Annual

tblVehicleEF	LDA	0.04	0.03
tblVehicleEF	LDA	1.6130e-003	1.2760e-003
tblVehicleEF	LDA	2.2290e-003	1.6410e-003
tblVehicleEF	LDA	1.4850e-003	1.1750e-003
tblVehicleEF	LDA	2.0500e-003	1.5090e-003
tblVehicleEF	LDA	0.07	0.10
tblVehicleEF	LDA	0.10	0.10
tblVehicleEF	LDA	0.06	0.08
tblVehicleEF	LDA	9.0770e-003	6.9860e-003
tblVehicleEF	LDA	0.03	0.19
tblVehicleEF	LDA	0.04	0.15
tblVehicleEF	LDA	2.4340e-003	2.5720e-003
tblVehicleEF	LDA	5.1900e-004	4.7800e-004
tblVehicleEF	LDA	0.07	0.10
tblVehicleEF	LDA	0.10	0.10
tblVehicleEF	LDA	0.06	0.08
tblVehicleEF	LDA	0.01	0.01
tblVehicleEF	LDA	0.03	0.19
tblVehicleEF	LDA	0.05	0.16
tblVehicleEF	LDA	3.1050e-003	1.6660e-003
tblVehicleEF	LDA	3.8020e-003	0.04
tblVehicleEF	LDA	0.45	0.50
tblVehicleEF	LDA	0.89	1.90
tblVehicleEF	LDA	217.26	233.04
tblVehicleEF	LDA	50.72	48.87
tblVehicleEF	LDA	0.04	0.03
tblVehicleEF	LDA	1.6130e-003	1.2760e-003

Merrill Commerce Center (Phase B Construction - Mitigated) - San Bernardino-South Coast County, Annual

tblVehicleEF	LDA	2.2290e-003	1.6410e-003
tblVehicleEF	LDA	1.4850e-003	1.1750e-003
tblVehicleEF	LDA	2.0500e-003	1.5090e-003
tblVehicleEF	LDA	0.04	0.05
tblVehicleEF	LDA	0.09	0.09
tblVehicleEF	LDA	0.03	0.04
tblVehicleEF	LDA	7.7850e-003	6.0060e-003
tblVehicleEF	LDA	0.04	0.22
tblVehicleEF	LDA	0.05	0.17
tblVehicleEF	LDA	2.1750e-003	2.3050e-003
tblVehicleEF	LDA	5.2200e-004	4.8400e-004
tblVehicleEF	LDA	0.04	0.05
tblVehicleEF	LDA	0.09	0.09
tblVehicleEF	LDA	0.03	0.04
tblVehicleEF	LDA	0.01	8.7330e-003
tblVehicleEF	LDA	0.04	0.22
tblVehicleEF	LDA	0.06	0.19
tblVehicleEF	LDT1	9.7080e-003	4.5970e-003
tblVehicleEF	LDT1	0.01	0.06
tblVehicleEF	LDT1	1.15	1.02
tblVehicleEF	LDT1	2.64	2.15
tblVehicleEF	LDT1	283.82	283.77
tblVehicleEF	LDT1	64.79	59.69
tblVehicleEF	LDT1	0.12	0.08
tblVehicleEF	LDT1	2.3710e-003	1.7400e-003
tblVehicleEF	LDT1	3.2130e-003	2.2850e-003
tblVehicleEF	LDT1	2.1820e-003	1.6000e-003

Merrill Commerce Center (Phase B Construction - Mitigated) - San Bernardino-South Coast County, Annual

tblVehicleEF	LDT1	2.9550e-003	2.1010e-003
tblVehicleEF	LDT1	0.15	0.15
tblVehicleEF	LDT1	0.27	0.21
tblVehicleEF	LDT1	0.10	0.11
tblVehicleEF	LDT1	0.02	0.02
tblVehicleEF	LDT1	0.17	0.69
tblVehicleEF	LDT1	0.18	0.31
tblVehicleEF	LDT1	2.8520e-003	2.8080e-003
tblVehicleEF	LDT1	6.9400e-004	5.9100e-004
tblVehicleEF	LDT1	0.15	0.15
tblVehicleEF	LDT1	0.27	0.21
tblVehicleEF	LDT1	0.10	0.11
tblVehicleEF	LDT1	0.04	0.03
tblVehicleEF	LDT1	0.17	0.69
tblVehicleEF	LDT1	0.20	0.34
tblVehicleEF	LDT1	0.01	5.2210e-003
tblVehicleEF	LDT1	0.01	0.05
tblVehicleEF	LDT1	1.38	1.24
tblVehicleEF	LDT1	2.17	1.79
tblVehicleEF	LDT1	309.34	306.50
tblVehicleEF	LDT1	64.79	58.95
tblVehicleEF	LDT1	0.10	0.07
tblVehicleEF	LDT1	2.3710e-003	1.7400e-003
tblVehicleEF	LDT1	3.2130e-003	2.2850e-003
tblVehicleEF	LDT1	2.1820e-003	1.6000e-003
tblVehicleEF	LDT1	2.9550e-003	2.1010e-003
tblVehicleEF	LDT1	0.31	0.30

Merrill Commerce Center (Phase B Construction - Mitigated) - San Bernardino-South Coast County, Annual

tblVehicleEF	LDT1	0.33	0.25
tblVehicleEF	LDT1	0.22	0.23
tblVehicleEF	LDT1	0.03	0.02
tblVehicleEF	LDT1	0.17	0.69
tblVehicleEF	LDT1	0.15	0.26
tblVehicleEF	LDT1	3.1100e-003	3.0330e-003
tblVehicleEF	LDT1	6.8600e-004	5.8300e-004
tblVehicleEF	LDT1	0.31	0.30
tblVehicleEF	LDT1	0.33	0.25
tblVehicleEF	LDT1	0.22	0.23
tblVehicleEF	LDT1	0.04	0.03
tblVehicleEF	LDT1	0.17	0.69
tblVehicleEF	LDT1	0.16	0.29
tblVehicleEF	LDT1	9.4580e-003	4.4920e-003
tblVehicleEF	LDT1	0.01	0.06
tblVehicleEF	LDT1	1.09	0.97
tblVehicleEF	LDT1	2.60	2.11
tblVehicleEF	LDT1	277.82	278.38
tblVehicleEF	LDT1	64.79	59.63
tblVehicleEF	LDT1	0.11	0.08
tblVehicleEF	LDT1	2.3710e-003	1.7400e-003
tblVehicleEF	LDT1	3.2130e-003	2.2850e-003
tblVehicleEF	LDT1	2.1820e-003	1.6000e-003
tblVehicleEF	LDT1	2.9550e-003	2.1010e-003
tblVehicleEF	LDT1	0.16	0.15
tblVehicleEF	LDT1	0.31	0.23
tblVehicleEF	LDT1	0.10	0.10

Merrill Commerce Center (Phase B Construction - Mitigated) - San Bernardino-South Coast County, Annual

tblVehicleEF	LDT1	0.02	0.02
tblVehicleEF	LDT1	0.20	0.81
tblVehicleEF	LDT1	0.18	0.31
tblVehicleEF	LDT1	2.7910e-003	2.7550e-003
tblVehicleEF	LDT1	6.9300e-004	5.9000e-004
tblVehicleEF	LDT1	0.16	0.15
tblVehicleEF	LDT1	0.31	0.23
tblVehicleEF	LDT1	0.10	0.10
tblVehicleEF	LDT1	0.03	0.03
tblVehicleEF	LDT1	0.20	0.81
tblVehicleEF	LDT1	0.20	0.34
tblVehicleEF	LDT2	4.9170e-003	3.0790e-003
tblVehicleEF	LDT2	5.8030e-003	0.06
tblVehicleEF	LDT2	0.67	0.77
tblVehicleEF	LDT2	1.28	2.49
tblVehicleEF	LDT2	315.69	296.94
tblVehicleEF	LDT2	71.50	62.71
tblVehicleEF	LDT2	0.07	0.06
tblVehicleEF	LDT2	1.7520e-003	1.3590e-003
tblVehicleEF	LDT2	2.4460e-003	1.7340e-003
tblVehicleEF	LDT2	1.6110e-003	1.2500e-003
tblVehicleEF	LDT2	2.2490e-003	1.5950e-003
tblVehicleEF	LDT2	0.06	0.09
tblVehicleEF	LDT2	0.10	0.13
tblVehicleEF	LDT2	0.05	0.08
tblVehicleEF	LDT2	0.01	0.01
tblVehicleEF	LDT2	0.06	0.43

Merrill Commerce Center (Phase B Construction - Mitigated) - San Bernardino-South Coast County, Annual

tblVehicleEF	LDT2	0.08	0.27
tblVehicleEF	LDT2	3.1620e-003	2.9380e-003
tblVehicleEF	LDT2	7.3600e-004	6.2100e-004
tblVehicleEF	LDT2	0.06	0.09
tblVehicleEF	LDT2	0.10	0.13
tblVehicleEF	LDT2	0.05	0.08
tblVehicleEF	LDT2	0.02	0.02
tblVehicleEF	LDT2	0.06	0.43
tblVehicleEF	LDT2	0.09	0.29
tblVehicleEF	LDT2	5.5770e-003	3.5190e-003
tblVehicleEF	LDT2	4.8410e-003	0.05
tblVehicleEF	LDT2	0.82	0.94
tblVehicleEF	LDT2	1.06	2.06
tblVehicleEF	LDT2	344.57	318.51
tblVehicleEF	LDT2	71.50	61.89
tblVehicleEF	LDT2	0.06	0.06
tblVehicleEF	LDT2	1.7520e-003	1.3590e-003
tblVehicleEF	LDT2	2.4460e-003	1.7340e-003
tblVehicleEF	LDT2	1.6110e-003	1.2500e-003
tblVehicleEF	LDT2	2.2490e-003	1.5950e-003
tblVehicleEF	LDT2	0.11	0.18
tblVehicleEF	LDT2	0.12	0.15
tblVehicleEF	LDT2	0.10	0.16
tblVehicleEF	LDT2	0.01	0.01
tblVehicleEF	LDT2	0.06	0.43
tblVehicleEF	LDT2	0.07	0.23
tblVehicleEF	LDT2	3.4530e-003	3.1510e-003

Merrill Commerce Center (Phase B Construction - Mitigated) - San Bernardino-South Coast County, Annual

tblVehicleEF	LDT2	7.3300e-004	6.1200e-004
tblVehicleEF	LDT2	0.11	0.18
tblVehicleEF	LDT2	0.12	0.15
tblVehicleEF	LDT2	0.10	0.16
tblVehicleEF	LDT2	0.02	0.02
tblVehicleEF	LDT2	0.06	0.43
tblVehicleEF	LDT2	0.07	0.25
tblVehicleEF	LDT2	4.7910e-003	3.0060e-003
tblVehicleEF	LDT2	5.7690e-003	0.06
tblVehicleEF	LDT2	0.64	0.73
tblVehicleEF	LDT2	1.26	2.45
tblVehicleEF	LDT2	308.90	291.83
tblVehicleEF	LDT2	71.50	62.64
tblVehicleEF	LDT2	0.06	0.06
tblVehicleEF	LDT2	1.7520e-003	1.3590e-003
tblVehicleEF	LDT2	2.4460e-003	1.7340e-003
tblVehicleEF	LDT2	1.6110e-003	1.2500e-003
tblVehicleEF	LDT2	2.2490e-003	1.5950e-003
tblVehicleEF	LDT2	0.05	0.09
tblVehicleEF	LDT2	0.11	0.14
tblVehicleEF	LDT2	0.04	0.07
tblVehicleEF	LDT2	0.01	0.01
tblVehicleEF	LDT2	0.07	0.50
tblVehicleEF	LDT2	0.08	0.27
tblVehicleEF	LDT2	3.0940e-003	2.8870e-003
tblVehicleEF	LDT2	7.3600e-004	6.2000e-004
tblVehicleEF	LDT2	0.05	0.09

Merrill Commerce Center (Phase B Construction - Mitigated) - San Bernardino-South Coast County, Annual

tblVehicleEF	LDT2	0.11	0.14
tblVehicleEF	LDT2	0.04	0.07
tblVehicleEF	LDT2	0.02	0.02
tblVehicleEF	LDT2	0.07	0.50
tblVehicleEF	LDT2	0.09	0.29
tblVehicleEF	LHD1	4.6720e-003	4.4980e-003
tblVehicleEF	LHD1	8.9900e-003	4.8130e-003
tblVehicleEF	LHD1	0.02	0.01
tblVehicleEF	LHD1	0.14	0.17
tblVehicleEF	LHD1	0.81	0.64
tblVehicleEF	LHD1	2.18	0.94
tblVehicleEF	LHD1	9.21	9.12
tblVehicleEF	LHD1	593.90	622.71
tblVehicleEF	LHD1	28.73	10.21
tblVehicleEF	LHD1	0.08	0.07
tblVehicleEF	LHD1	1.68	1.13
tblVehicleEF	LHD1	9.5400e-004	9.8200e-004
tblVehicleEF	LHD1	0.01	0.01
tblVehicleEF	LHD1	0.01	9.4060e-003
tblVehicleEF	LHD1	8.2700e-004	2.3100e-004
tblVehicleEF	LHD1	9.1300e-004	9.4000e-004
tblVehicleEF	LHD1	2.5700e-003	2.5020e-003
tblVehicleEF	LHD1	0.01	8.9760e-003
tblVehicleEF	LHD1	7.6100e-004	2.1300e-004
tblVehicleEF	LHD1	3.3830e-003	2.6930e-003
tblVehicleEF	LHD1	0.10	0.08
tblVehicleEF	LHD1	0.02	0.02

Merrill Commerce Center (Phase B Construction - Mitigated) - San Bernardino-South Coast County, Annual

tblVehicleEF	LHD1	1.7110e-003	1.3450e-003
tblVehicleEF	LHD1	0.07	0.05
tblVehicleEF	LHD1	0.35	0.54
tblVehicleEF	LHD1	0.22	0.06
tblVehicleEF	LHD1	9.2000e-005	8.8000e-005
tblVehicleEF	LHD1	5.8160e-003	6.0590e-003
tblVehicleEF	LHD1	3.2800e-004	1.0100e-004
tblVehicleEF	LHD1	3.3830e-003	2.6930e-003
tblVehicleEF	LHD1	0.10	0.08
tblVehicleEF	LHD1	0.02	0.03
tblVehicleEF	LHD1	1.7110e-003	1.3450e-003
tblVehicleEF	LHD1	0.09	0.07
tblVehicleEF	LHD1	0.35	0.54
tblVehicleEF	LHD1	0.24	0.07
tblVehicleEF	LHD1	4.6720e-003	4.5120e-003
tblVehicleEF	LHD1	9.1960e-003	4.9120e-003
tblVehicleEF	LHD1	0.02	0.01
tblVehicleEF	LHD1	0.14	0.17
tblVehicleEF	LHD1	0.82	0.66
tblVehicleEF	LHD1	2.04	0.88
tblVehicleEF	LHD1	9.21	9.12
tblVehicleEF	LHD1	593.90	622.74
tblVehicleEF	LHD1	28.73	10.10
tblVehicleEF	LHD1	0.08	0.07
tblVehicleEF	LHD1	1.58	1.06
tblVehicleEF	LHD1	9.5400e-004	9.8200e-004
tblVehicleEF	LHD1	0.01	0.01

Merrill Commerce Center (Phase B Construction - Mitigated) - San Bernardino-South Coast County, Annual

tblVehicleEF	LHD1	0.01	9.4060e-003
tblVehicleEF	LHD1	8.2700e-004	2.3100e-004
tblVehicleEF	LHD1	9.1300e-004	9.4000e-004
tblVehicleEF	LHD1	2.5700e-003	2.5020e-003
tblVehicleEF	LHD1	0.01	8.9760e-003
tblVehicleEF	LHD1	7.6100e-004	2.1300e-004
tblVehicleEF	LHD1	6.6270e-003	5.2970e-003
tblVehicleEF	LHD1	0.12	0.09
tblVehicleEF	LHD1	0.02	0.02
tblVehicleEF	LHD1	3.7910e-003	3.0170e-003
tblVehicleEF	LHD1	0.07	0.05
tblVehicleEF	LHD1	0.35	0.54
tblVehicleEF	LHD1	0.21	0.06
tblVehicleEF	LHD1	9.2000e-005	8.8000e-005
tblVehicleEF	LHD1	5.8160e-003	6.0590e-003
tblVehicleEF	LHD1	3.2600e-004	1.0000e-004
tblVehicleEF	LHD1	6.6270e-003	5.2970e-003
tblVehicleEF	LHD1	0.12	0.09
tblVehicleEF	LHD1	0.02	0.03
tblVehicleEF	LHD1	3.7910e-003	3.0170e-003
tblVehicleEF	LHD1	0.09	0.07
tblVehicleEF	LHD1	0.35	0.54
tblVehicleEF	LHD1	0.23	0.07
tblVehicleEF	LHD1	4.6720e-003	4.5010e-003
tblVehicleEF	LHD1	9.0130e-003	4.8240e-003
tblVehicleEF	LHD1	0.02	0.01
tblVehicleEF	LHD1	0.14	0.17

Merrill Commerce Center (Phase B Construction - Mitigated) - San Bernardino-South Coast County, Annual

tblVehicleEF	LHD1	0.81	0.64
tblVehicleEF	LHD1	2.15	0.92
tblVehicleEF	LHD1	9.21	9.12
tblVehicleEF	LHD1	593.90	622.72
tblVehicleEF	LHD1	28.73	10.18
tblVehicleEF	LHD1	0.08	0.07
tblVehicleEF	LHD1	1.65	1.11
tblVehicleEF	LHD1	9.5400e-004	9.8200e-004
tblVehicleEF	LHD1	0.01	0.01
tblVehicleEF	LHD1	0.01	9.4060e-003
tblVehicleEF	LHD1	8.2700e-004	2.3100e-004
tblVehicleEF	LHD1	9.1300e-004	9.4000e-004
tblVehicleEF	LHD1	2.5700e-003	2.5020e-003
tblVehicleEF	LHD1	0.01	8.9760e-003
tblVehicleEF	LHD1	7.6100e-004	2.1300e-004
tblVehicleEF	LHD1	3.6120e-003	2.9190e-003
tblVehicleEF	LHD1	0.12	0.09
tblVehicleEF	LHD1	0.02	0.02
tblVehicleEF	LHD1	1.6770e-003	1.3230e-003
tblVehicleEF	LHD1	0.07	0.05
tblVehicleEF	LHD1	0.37	0.58
tblVehicleEF	LHD1	0.22	0.06
tblVehicleEF	LHD1	9.2000e-005	8.8000e-005
tblVehicleEF	LHD1	5.8160e-003	6.0590e-003
tblVehicleEF	LHD1	3.2800e-004	1.0100e-004
tblVehicleEF	LHD1	3.6120e-003	2.9190e-003
tblVehicleEF	LHD1	0.12	0.09

Merrill Commerce Center (Phase B Construction - Mitigated) - San Bernardino-South Coast County, Annual

tblVehicleEF	LHD1	0.02	0.03
tblVehicleEF	LHD1	1.6770e-003	1.3230e-003
tblVehicleEF	LHD1	0.09	0.07
tblVehicleEF	LHD1	0.37	0.58
tblVehicleEF	LHD1	0.24	0.07
tblVehicleEF	LHD2	3.1420e-003	3.0290e-003
tblVehicleEF	LHD2	3.3700e-003	3.3290e-003
tblVehicleEF	LHD2	5.9590e-003	7.7710e-003
tblVehicleEF	LHD2	0.12	0.13
tblVehicleEF	LHD2	0.36	0.43
tblVehicleEF	LHD2	1.03	0.54
tblVehicleEF	LHD2	14.09	14.24
tblVehicleEF	LHD2	595.69	623.31
tblVehicleEF	LHD2	23.37	7.26
tblVehicleEF	LHD2	0.10	0.10
tblVehicleEF	LHD2	0.94	1.21
tblVehicleEF	LHD2	1.2080e-003	1.4410e-003
tblVehicleEF	LHD2	0.01	0.01
tblVehicleEF	LHD2	0.01	0.01
tblVehicleEF	LHD2	3.6200e-004	1.1200e-004
tblVehicleEF	LHD2	1.1560e-003	1.3780e-003
tblVehicleEF	LHD2	2.6970e-003	2.7030e-003
tblVehicleEF	LHD2	9.9080e-003	0.01
tblVehicleEF	LHD2	3.3300e-004	1.0300e-004
tblVehicleEF	LHD2	1.0780e-003	1.3290e-003
tblVehicleEF	LHD2	0.03	0.04
tblVehicleEF	LHD2	0.01	0.02

Merrill Commerce Center (Phase B Construction - Mitigated) - San Bernardino-South Coast County, Annual

tblVehicleEF	LHD2	6.0700e-004	7.2000e-004
tblVehicleEF	LHD2	0.05	0.05
tblVehicleEF	LHD2	0.07	0.24
tblVehicleEF	LHD2	0.08	0.04
tblVehicleEF	LHD2	1.3700e-004	1.3600e-004
tblVehicleEF	LHD2	5.7920e-003	6.0100e-003
tblVehicleEF	LHD2	2.5200e-004	7.2000e-005
tblVehicleEF	LHD2	1.0780e-003	1.3290e-003
tblVehicleEF	LHD2	0.03	0.04
tblVehicleEF	LHD2	0.02	0.02
tblVehicleEF	LHD2	6.0700e-004	7.2000e-004
tblVehicleEF	LHD2	0.05	0.06
tblVehicleEF	LHD2	0.07	0.24
tblVehicleEF	LHD2	0.09	0.04
tblVehicleEF	LHD2	3.1420e-003	3.0380e-003
tblVehicleEF	LHD2	3.4100e-003	3.3590e-003
tblVehicleEF	LHD2	5.7050e-003	7.4220e-003
tblVehicleEF	LHD2	0.12	0.13
tblVehicleEF	LHD2	0.36	0.44
tblVehicleEF	LHD2	0.97	0.51
tblVehicleEF	LHD2	14.09	14.24
tblVehicleEF	LHD2	595.69	623.32
tblVehicleEF	LHD2	23.37	7.20
tblVehicleEF	LHD2	0.10	0.10
tblVehicleEF	LHD2	0.88	1.14
tblVehicleEF	LHD2	1.2080e-003	1.4410e-003
tblVehicleEF	LHD2	0.01	0.01

Merrill Commerce Center (Phase B Construction - Mitigated) - San Bernardino-South Coast County, Annual

tblVehicleEF	LHD2	0.01	0.01
tblVehicleEF	LHD2	3.6200e-004	1.1200e-004
tblVehicleEF	LHD2	1.1560e-003	1.3780e-003
tblVehicleEF	LHD2	2.6970e-003	2.7030e-003
tblVehicleEF	LHD2	9.9080e-003	0.01
tblVehicleEF	LHD2	3.3300e-004	1.0300e-004
tblVehicleEF	LHD2	2.0680e-003	2.5650e-003
tblVehicleEF	LHD2	0.04	0.05
tblVehicleEF	LHD2	0.01	0.02
tblVehicleEF	LHD2	1.2890e-003	1.5490e-003
tblVehicleEF	LHD2	0.05	0.05
tblVehicleEF	LHD2	0.07	0.24
tblVehicleEF	LHD2	0.08	0.04
tblVehicleEF	LHD2	1.3700e-004	1.3600e-004
tblVehicleEF	LHD2	5.7920e-003	6.0110e-003
tblVehicleEF	LHD2	2.5100e-004	7.1000e-005
tblVehicleEF	LHD2	2.0680e-003	2.5650e-003
tblVehicleEF	LHD2	0.04	0.05
tblVehicleEF	LHD2	0.02	0.02
tblVehicleEF	LHD2	1.2890e-003	1.5490e-003
tblVehicleEF	LHD2	0.05	0.06
tblVehicleEF	LHD2	0.07	0.24
tblVehicleEF	LHD2	0.08	0.04
tblVehicleEF	LHD2	3.1420e-003	3.0310e-003
tblVehicleEF	LHD2	3.3740e-003	3.3320e-003
tblVehicleEF	LHD2	5.9110e-003	7.7050e-003
tblVehicleEF	LHD2	0.12	0.13

Merrill Commerce Center (Phase B Construction - Mitigated) - San Bernardino-South Coast County, Annual

tblVehicleEF	LHD2	0.36	0.43
tblVehicleEF	LHD2	1.02	0.54
tblVehicleEF	LHD2	14.09	14.24
tblVehicleEF	LHD2	595.69	623.31
tblVehicleEF	LHD2	23.37	7.24
tblVehicleEF	LHD2	0.10	0.10
tblVehicleEF	LHD2	0.92	1.20
tblVehicleEF	LHD2	1.2080e-003	1.4410e-003
tblVehicleEF	LHD2	0.01	0.01
tblVehicleEF	LHD2	0.01	0.01
tblVehicleEF	LHD2	3.6200e-004	1.1200e-004
tblVehicleEF	LHD2	1.1560e-003	1.3780e-003
tblVehicleEF	LHD2	2.6970e-003	2.7030e-003
tblVehicleEF	LHD2	9.9080e-003	0.01
tblVehicleEF	LHD2	3.3300e-004	1.0300e-004
tblVehicleEF	LHD2	1.0780e-003	1.3530e-003
tblVehicleEF	LHD2	0.03	0.04
tblVehicleEF	LHD2	0.01	0.02
tblVehicleEF	LHD2	5.9100e-004	6.9900e-004
tblVehicleEF	LHD2	0.05	0.05
tblVehicleEF	LHD2	0.07	0.25
tblVehicleEF	LHD2	0.08	0.04
tblVehicleEF	LHD2	1.3700e-004	1.3600e-004
tblVehicleEF	LHD2	5.7920e-003	6.0100e-003
tblVehicleEF	LHD2	2.5200e-004	7.2000e-005
tblVehicleEF	LHD2	1.0780e-003	1.3530e-003
tblVehicleEF	LHD2	0.03	0.04

Merrill Commerce Center (Phase B Construction - Mitigated) - San Bernardino-South Coast County, Annual

tblVehicleEF	LHD2	0.02	0.02
tblVehicleEF	LHD2	5.9100e-004	6.9900e-004
tblVehicleEF	LHD2	0.05	0.06
tblVehicleEF	LHD2	0.07	0.25
tblVehicleEF	LHD2	0.09	0.04
tblVehicleEF	MCY	0.44	0.33
tblVehicleEF	MCY	0.16	0.25
tblVehicleEF	MCY	19.41	19.66
tblVehicleEF	MCY	9.98	8.85
tblVehicleEF	MCY	169.81	211.00
tblVehicleEF	MCY	45.18	60.62
tblVehicleEF	MCY	1.15	1.15
tblVehicleEF	MCY	1.9700e-003	1.9320e-003
tblVehicleEF	MCY	3.3250e-003	2.8200e-003
tblVehicleEF	MCY	1.8410e-003	1.8050e-003
tblVehicleEF	MCY	3.1250e-003	2.6490e-003
tblVehicleEF	MCY	1.43	1.45
tblVehicleEF	MCY	0.80	0.82
tblVehicleEF	MCY	0.78	0.79
tblVehicleEF	MCY	2.18	2.19
tblVehicleEF	MCY	0.45	1.82
tblVehicleEF	MCY	2.12	1.87
tblVehicleEF	MCY	2.0790e-003	2.0880e-003
tblVehicleEF	MCY	6.7700e-004	6.0000e-004
tblVehicleEF	MCY	1.43	1.45
tblVehicleEF	MCY	0.80	0.82
tblVehicleEF	MCY	0.78	0.79

Merrill Commerce Center (Phase B Construction - Mitigated) - San Bernardino-South Coast County, Annual

tblVehicleEF	MCY	2.71	2.71
tblVehicleEF	MCY	0.45	1.82
tblVehicleEF	MCY	2.31	2.04
tblVehicleEF	MCY	0.43	0.32
tblVehicleEF	MCY	0.13	0.21
tblVehicleEF	MCY	19.54	19.80
tblVehicleEF	MCY	9.04	7.97
tblVehicleEF	MCY	169.81	211.03
tblVehicleEF	MCY	45.18	58.35
tblVehicleEF	MCY	0.98	0.98
tblVehicleEF	MCY	1.9700e-003	1.9320e-003
tblVehicleEF	MCY	3.3250e-003	2.8200e-003
tblVehicleEF	MCY	1.8410e-003	1.8050e-003
tblVehicleEF	MCY	3.1250e-003	2.6490e-003
tblVehicleEF	MCY	3.10	3.13
tblVehicleEF	MCY	1.23	1.26
tblVehicleEF	MCY	2.07	2.09
tblVehicleEF	MCY	2.14	2.14
tblVehicleEF	MCY	0.45	1.81
tblVehicleEF	MCY	1.83	1.61
tblVehicleEF	MCY	2.0790e-003	2.0880e-003
tblVehicleEF	MCY	6.5300e-004	5.7700e-004
tblVehicleEF	MCY	3.10	3.13
tblVehicleEF	MCY	1.23	1.26
tblVehicleEF	MCY	2.07	2.09
tblVehicleEF	MCY	2.65	2.65
tblVehicleEF	MCY	0.45	1.81

Merrill Commerce Center (Phase B Construction - Mitigated) - San Bernardino-South Coast County, Annual

tblVehicleEF	MCY	1.99	1.75
tblVehicleEF	MCY	0.43	0.32
tblVehicleEF	MCY	0.15	0.24
tblVehicleEF	MCY	18.58	18.81
tblVehicleEF	MCY	9.62	8.50
tblVehicleEF	MCY	169.81	209.52
tblVehicleEF	MCY	45.18	59.85
tblVehicleEF	MCY	1.11	1.11
tblVehicleEF	MCY	1.9700e-003	1.9320e-003
tblVehicleEF	MCY	3.3250e-003	2.8200e-003
tblVehicleEF	MCY	1.8410e-003	1.8050e-003
tblVehicleEF	MCY	3.1250e-003	2.6490e-003
tblVehicleEF	MCY	1.69	1.70
tblVehicleEF	MCY	1.07	1.09
tblVehicleEF	MCY	0.70	0.70
tblVehicleEF	MCY	2.15	2.16
tblVehicleEF	MCY	0.52	2.09
tblVehicleEF	MCY	2.05	1.81
tblVehicleEF	MCY	2.0650e-003	2.0730e-003
tblVehicleEF	MCY	6.6900e-004	5.9200e-004
tblVehicleEF	MCY	1.69	1.70
tblVehicleEF	MCY	1.07	1.09
tblVehicleEF	MCY	0.70	0.70
tblVehicleEF	MCY	2.67	2.67
tblVehicleEF	MCY	0.52	2.09
tblVehicleEF	MCY	2.23	1.97
tblVehicleEF	MDV	9.3540e-003	3.8560e-003

Merrill Commerce Center (Phase B Construction - Mitigated) - San Bernardino-South Coast County, Annual

tblVehicleEF	MDV	0.01	0.07
tblVehicleEF	MDV	1.04	0.86
tblVehicleEF	MDV	2.45	2.81
tblVehicleEF	MDV	439.27	371.74
tblVehicleEF	MDV	98.67	77.98
tblVehicleEF	MDV	0.13	0.08
tblVehicleEF	MDV	1.7830e-003	1.4230e-003
tblVehicleEF	MDV	2.4100e-003	1.7590e-003
tblVehicleEF	MDV	1.6430e-003	1.3120e-003
tblVehicleEF	MDV	2.2160e-003	1.6180e-003
tblVehicleEF	MDV	0.09	0.11
tblVehicleEF	MDV	0.18	0.15
tblVehicleEF	MDV	0.08	0.10
tblVehicleEF	MDV	0.02	0.02
tblVehicleEF	MDV	0.10	0.47
tblVehicleEF	MDV	0.18	0.34
tblVehicleEF	MDV	4.3980e-003	3.6750e-003
tblVehicleEF	MDV	1.0290e-003	7.7200e-004
tblVehicleEF	MDV	0.09	0.11
tblVehicleEF	MDV	0.18	0.15
tblVehicleEF	MDV	0.08	0.10
tblVehicleEF	MDV	0.03	0.02
tblVehicleEF	MDV	0.10	0.47
tblVehicleEF	MDV	0.20	0.37
tblVehicleEF	MDV	0.01	4.4140e-003
tblVehicleEF	MDV	0.01	0.06
tblVehicleEF	MDV	1.27	1.05

Merrill Commerce Center (Phase B Construction - Mitigated) - San Bernardino-South Coast County, Annual

tblVehicleEF	MDV	2.03	2.33
tblVehicleEF	MDV	478.15	394.46
tblVehicleEF	MDV	98.67	77.03
tblVehicleEF	MDV	0.11	0.07
tblVehicleEF	MDV	1.7830e-003	1.4230e-003
tblVehicleEF	MDV	2.4100e-003	1.7590e-003
tblVehicleEF	MDV	1.6430e-003	1.3120e-003
tblVehicleEF	MDV	2.2160e-003	1.6180e-003
tblVehicleEF	MDV	0.19	0.22
tblVehicleEF	MDV	0.21	0.18
tblVehicleEF	MDV	0.16	0.20
tblVehicleEF	MDV	0.03	0.02
tblVehicleEF	MDV	0.10	0.47
tblVehicleEF	MDV	0.15	0.29
tblVehicleEF	MDV	4.7900e-003	3.9000e-003
tblVehicleEF	MDV	1.0220e-003	7.6200e-004
tblVehicleEF	MDV	0.19	0.22
tblVehicleEF	MDV	0.21	0.18
tblVehicleEF	MDV	0.16	0.20
tblVehicleEF	MDV	0.04	0.03
tblVehicleEF	MDV	0.10	0.47
tblVehicleEF	MDV	0.17	0.31
tblVehicleEF	MDV	9.1040e-003	3.7610e-003
tblVehicleEF	MDV	0.01	0.07
tblVehicleEF	MDV	0.99	0.81
tblVehicleEF	MDV	2.42	2.77
tblVehicleEF	MDV	430.20	366.36

Merrill Commerce Center (Phase B Construction - Mitigated) - San Bernardino-South Coast County, Annual

tblVehicleEF	MDV	98.67	77.90
tblVehicleEF	MDV	0.12	0.07
tblVehicleEF	MDV	1.7830e-003	1.4230e-003
tblVehicleEF	MDV	2.4100e-003	1.7590e-003
tblVehicleEF	MDV	1.6430e-003	1.3120e-003
tblVehicleEF	MDV	2.2160e-003	1.6180e-003
tblVehicleEF	MDV	0.09	0.10
tblVehicleEF	MDV	0.20	0.17
tblVehicleEF	MDV	0.08	0.09
tblVehicleEF	MDV	0.02	0.02
tblVehicleEF	MDV	0.12	0.55
tblVehicleEF	MDV	0.18	0.34
tblVehicleEF	MDV	4.3070e-003	3.6210e-003
tblVehicleEF	MDV	1.0290e-003	7.7100e-004
tblVehicleEF	MDV	0.09	0.10
tblVehicleEF	MDV	0.20	0.17
tblVehicleEF	MDV	0.08	0.09
tblVehicleEF	MDV	0.03	0.02
tblVehicleEF	MDV	0.12	0.55
tblVehicleEF	MDV	0.20	0.37
tblVehicleEF	MH	0.02	3.5960e-003
tblVehicleEF	MH	0.02	0.00
tblVehicleEF	MH	1.94	0.33
tblVehicleEF	MH	5.34	0.00
tblVehicleEF	MH	1,048.24	928.73
tblVehicleEF	MH	58.51	0.00
tblVehicleEF	MH	1.28	4.11

Merrill Commerce Center (Phase B Construction - Mitigated) - San Bernardino-South Coast County, Annual

tblVehicleEF	MH	0.01	0.02
tblVehicleEF	MH	0.03	0.12
tblVehicleEF	MH	1.0110e-003	0.00
tblVehicleEF	MH	3.2250e-003	4.0000e-003
tblVehicleEF	MH	0.03	0.12
tblVehicleEF	MH	9.3000e-004	0.00
tblVehicleEF	MH	1.22	0.00
tblVehicleEF	MH	0.08	0.00
tblVehicleEF	MH	0.43	0.00
tblVehicleEF	MH	0.07	0.08
tblVehicleEF	MH	0.03	0.00
tblVehicleEF	MH	0.31	0.00
tblVehicleEF	MH	0.01	8.7800e-003
tblVehicleEF	MH	6.7800e-004	0.00
tblVehicleEF	MH	1.22	0.00
tblVehicleEF	MH	0.08	0.00
tblVehicleEF	MH	0.43	0.00
tblVehicleEF	MH	0.10	0.09
tblVehicleEF	MH	0.03	0.00
tblVehicleEF	MH	0.34	0.00
tblVehicleEF	MH	0.02	3.5960e-003
tblVehicleEF	MH	0.02	0.00
tblVehicleEF	MH	2.01	0.33
tblVehicleEF	MH	4.87	0.00
tblVehicleEF	MH	1,048.24	928.73
tblVehicleEF	MH	58.51	0.00
tblVehicleEF	MH	1.17	3.87

Merrill Commerce Center (Phase B Construction - Mitigated) - San Bernardino-South Coast County, Annual

tblVehicleEF	MH	0.01	0.02
tblVehicleEF	MH	0.03	0.12
tblVehicleEF	MH	1.0110e-003	0.00
tblVehicleEF	MH	3.2250e-003	4.0000e-003
tblVehicleEF	MH	0.03	0.12
tblVehicleEF	MH	9.3000e-004	0.00
tblVehicleEF	MH	2.40	0.00
tblVehicleEF	MH	0.09	0.00
tblVehicleEF	MH	1.01	0.00
tblVehicleEF	MH	0.08	0.08
tblVehicleEF	MH	0.03	0.00
tblVehicleEF	MH	0.29	0.00
tblVehicleEF	MH	0.01	8.7800e-003
tblVehicleEF	MH	6.7000e-004	0.00
tblVehicleEF	MH	2.40	0.00
tblVehicleEF	MH	0.09	0.00
tblVehicleEF	MH	1.01	0.00
tblVehicleEF	MH	0.10	0.09
tblVehicleEF	MH	0.03	0.00
tblVehicleEF	MH	0.32	0.00
tblVehicleEF	MH	0.02	3.5960e-003
tblVehicleEF	MH	0.02	0.00
tblVehicleEF	MH	1.94	0.33
tblVehicleEF	MH	5.29	0.00
tblVehicleEF	MH	1,048.24	928.73
tblVehicleEF	MH	58.51	0.00
tblVehicleEF	MH	1.25	4.05

Merrill Commerce Center (Phase B Construction - Mitigated) - San Bernardino-South Coast County, Annual

tblVehicleEF	MH	0.01	0.02
tblVehicleEF	MH	0.03	0.12
tblVehicleEF	MH	1.0110e-003	0.00
tblVehicleEF	MH	3.2250e-003	4.0000e-003
tblVehicleEF	MH	0.03	0.12
tblVehicleEF	MH	9.3000e-004	0.00
tblVehicleEF	MH	1.42	0.00
tblVehicleEF	MH	0.09	0.00
tblVehicleEF	MH	0.44	0.00
tblVehicleEF	MH	0.07	0.08
tblVehicleEF	MH	0.03	0.00
tblVehicleEF	MH	0.31	0.00
tblVehicleEF	MH	0.01	8.7800e-003
tblVehicleEF	MH	6.7700e-004	0.00
tblVehicleEF	MH	1.42	0.00
tblVehicleEF	MH	0.09	0.00
tblVehicleEF	MH	0.44	0.00
tblVehicleEF	MH	0.10	0.09
tblVehicleEF	MH	0.03	0.00
tblVehicleEF	MH	0.34	0.00
tblVehicleEF	MHD	0.02	3.0370e-003
tblVehicleEF	MHD	2.3730e-003	1.0670e-003
tblVehicleEF	MHD	0.04	7.4460e-003
tblVehicleEF	MHD	0.29	0.34
tblVehicleEF	MHD	0.21	0.14
tblVehicleEF	MHD	3.98	0.80
tblVehicleEF	MHD	157.13	63.12

Merrill Commerce Center (Phase B Construction - Mitigated) - San Bernardino-South Coast County, Annual

tblVehicleEF	MHD	1,097.93	940.09
tblVehicleEF	MHD	49.45	7.43
tblVehicleEF	MHD	0.42	0.34
tblVehicleEF	MHD	0.63	1.01
tblVehicleEF	MHD	9.1000e-005	2.4100e-004
tblVehicleEF	MHD	2.7720e-003	7.6590e-003
tblVehicleEF	MHD	6.6500e-004	8.6000e-005
tblVehicleEF	MHD	8.7000e-005	2.3000e-004
tblVehicleEF	MHD	2.6480e-003	7.3240e-003
tblVehicleEF	MHD	6.1100e-004	7.9000e-005
tblVehicleEF	MHD	9.7700e-004	4.4300e-004
tblVehicleEF	MHD	0.03	0.02
tblVehicleEF	MHD	0.02	0.02
tblVehicleEF	MHD	5.2700e-004	2.3800e-004
tblVehicleEF	MHD	0.03	0.01
tblVehicleEF	MHD	0.01	0.08
tblVehicleEF	MHD	0.24	0.04
tblVehicleEF	MHD	1.5090e-003	5.9900e-004
tblVehicleEF	MHD	0.01	8.9580e-003
tblVehicleEF	MHD	5.6400e-004	7.4000e-005
tblVehicleEF	MHD	9.7700e-004	4.4300e-004
tblVehicleEF	MHD	0.03	0.02
tblVehicleEF	MHD	0.03	0.02
tblVehicleEF	MHD	5.2700e-004	2.3800e-004
tblVehicleEF	MHD	0.03	0.01
tblVehicleEF	MHD	0.01	0.08
tblVehicleEF	MHD	0.27	0.04

Merrill Commerce Center (Phase B Construction - Mitigated) - San Bernardino-South Coast County, Annual

tblVehicleEF	MHD	0.01	2.8930e-003
tblVehicleEF	MHD	2.4050e-003	1.0900e-003
tblVehicleEF	MHD	0.04	7.1060e-003
tblVehicleEF	MHD	0.21	0.29
tblVehicleEF	MHD	0.21	0.15
tblVehicleEF	MHD	3.72	0.75
tblVehicleEF	MHD	166.43	62.88
tblVehicleEF	MHD	1,097.93	940.09
tblVehicleEF	MHD	49.45	7.34
tblVehicleEF	MHD	0.44	0.33
tblVehicleEF	MHD	0.59	0.95
tblVehicleEF	MHD	7.6000e-005	2.0600e-004
tblVehicleEF	MHD	2.7720e-003	7.6590e-003
tblVehicleEF	MHD	6.6500e-004	8.6000e-005
tblVehicleEF	MHD	7.3000e-005	1.9700e-004
tblVehicleEF	MHD	2.6480e-003	7.3240e-003
tblVehicleEF	MHD	6.1100e-004	7.9000e-005
tblVehicleEF	MHD	1.9120e-003	8.6600e-004
tblVehicleEF	MHD	0.04	0.02
tblVehicleEF	MHD	0.02	0.01
tblVehicleEF	MHD	1.1780e-003	5.3200e-004
tblVehicleEF	MHD	0.03	0.01
tblVehicleEF	MHD	0.01	0.08
tblVehicleEF	MHD	0.23	0.04
tblVehicleEF	MHD	1.5970e-003	5.9700e-004
tblVehicleEF	MHD	0.01	8.9590e-003
tblVehicleEF	MHD	5.6000e-004	7.3000e-005

Merrill Commerce Center (Phase B Construction - Mitigated) - San Bernardino-South Coast County, Annual

tblVehicleEF	MHD	1.9120e-003	8.6600e-004
tblVehicleEF	MHD	0.04	0.02
tblVehicleEF	MHD	0.03	0.02
tblVehicleEF	MHD	1.1780e-003	5.3200e-004
tblVehicleEF	MHD	0.03	0.01
tblVehicleEF	MHD	0.01	0.08
tblVehicleEF	MHD	0.25	0.04
tblVehicleEF	MHD	0.02	3.2500e-003
tblVehicleEF	MHD	2.3770e-003	1.0690e-003
tblVehicleEF	MHD	0.04	7.3590e-003
tblVehicleEF	MHD	0.41	0.40
tblVehicleEF	MHD	0.21	0.14
tblVehicleEF	MHD	3.91	0.79
tblVehicleEF	MHD	144.26	63.46
tblVehicleEF	MHD	1,097.93	940.09
tblVehicleEF	MHD	49.45	7.41
tblVehicleEF	MHD	0.40	0.36
tblVehicleEF	MHD	0.62	0.99
tblVehicleEF	MHD	1.1000e-004	2.8900e-004
tblVehicleEF	MHD	2.7720e-003	7.6590e-003
tblVehicleEF	MHD	6.6500e-004	8.6000e-005
tblVehicleEF	MHD	1.0600e-004	2.7600e-004
tblVehicleEF	MHD	2.6480e-003	7.3240e-003
tblVehicleEF	MHD	6.1100e-004	7.9000e-005
tblVehicleEF	MHD	1.0160e-003	4.6200e-004
tblVehicleEF	MHD	0.04	0.02
tblVehicleEF	MHD	0.02	0.02

Merrill Commerce Center (Phase B Construction - Mitigated) - San Bernardino-South Coast County, Annual

tblVehicleEF	MHD	5.1300e-004	2.3200e-004
tblVehicleEF	MHD	0.03	0.01
tblVehicleEF	MHD	0.01	0.09
tblVehicleEF	MHD	0.24	0.04
tblVehicleEF	MHD	1.3880e-003	6.0200e-004
tblVehicleEF	MHD	0.01	8.9580e-003
tblVehicleEF	MHD	5.6300e-004	7.3000e-005
tblVehicleEF	MHD	1.0160e-003	4.6200e-004
tblVehicleEF	MHD	0.04	0.02
tblVehicleEF	MHD	0.03	0.02
tblVehicleEF	MHD	5.1300e-004	2.3200e-004
tblVehicleEF	MHD	0.03	0.01
tblVehicleEF	MHD	0.01	0.09
tblVehicleEF	MHD	0.26	0.04
tblVehicleEF	OBUS	0.01	9.0060e-003
tblVehicleEF	OBUS	6.2520e-003	5.7900e-003
tblVehicleEF	OBUS	0.03	0.02
tblVehicleEF	OBUS	0.24	0.51
tblVehicleEF	OBUS	0.41	0.69
tblVehicleEF	OBUS	5.29	2.52
tblVehicleEF	OBUS	65.82	66.45
tblVehicleEF	OBUS	1,119.44	1,394.03
tblVehicleEF	OBUS	69.89	20.71
tblVehicleEF	OBUS	0.13	0.24
tblVehicleEF	OBUS	0.44	0.87
tblVehicleEF	OBUS	1.1000e-005	8.1000e-005
tblVehicleEF	OBUS	2.0200e-003	6.3490e-003

Merrill Commerce Center (Phase B Construction - Mitigated) - San Bernardino-South Coast County, Annual

tblVehicleEF	OBUS	9.5000e-004	2.3700e-004
tblVehicleEF	OBUS	1.1000e-005	7.8000e-005
tblVehicleEF	OBUS	1.9090e-003	6.0530e-003
tblVehicleEF	OBUS	8.7400e-004	2.1800e-004
tblVehicleEF	OBUS	1.8990e-003	2.7570e-003
tblVehicleEF	OBUS	0.02	0.03
tblVehicleEF	OBUS	0.03	0.05
tblVehicleEF	OBUS	8.3600e-004	1.1520e-003
tblVehicleEF	OBUS	0.03	0.03
tblVehicleEF	OBUS	0.05	0.32
tblVehicleEF	OBUS	0.33	0.12
tblVehicleEF	OBUS	6.4000e-004	6.3400e-004
tblVehicleEF	OBUS	0.01	0.01
tblVehicleEF	OBUS	7.9100e-004	2.0500e-004
tblVehicleEF	OBUS	1.8990e-003	2.7570e-003
tblVehicleEF	OBUS	0.02	0.03
tblVehicleEF	OBUS	0.04	0.06
tblVehicleEF	OBUS	8.3600e-004	1.1520e-003
tblVehicleEF	OBUS	0.04	0.04
tblVehicleEF	OBUS	0.05	0.32
tblVehicleEF	OBUS	0.36	0.13
tblVehicleEF	OBUS	0.01	9.0820e-003
tblVehicleEF	OBUS	6.4110e-003	5.9630e-003
tblVehicleEF	OBUS	0.02	0.02
tblVehicleEF	OBUS	0.24	0.51
tblVehicleEF	OBUS	0.42	0.71
tblVehicleEF	OBUS	4.85	2.32

Merrill Commerce Center (Phase B Construction - Mitigated) - San Bernardino-South Coast County, Annual

tblVehicleEF	OBUS	68.71	65.76
tblVehicleEF	OBUS	1,119.44	1,394.07
tblVehicleEF	OBUS	69.89	20.35
tblVehicleEF	OBUS	0.13	0.23
tblVehicleEF	OBUS	0.41	0.80
tblVehicleEF	OBUS	1.0000e-005	7.2000e-005
tblVehicleEF	OBUS	2.0200e-003	6.3490e-003
tblVehicleEF	OBUS	9.5000e-004	2.3700e-004
tblVehicleEF	OBUS	9.0000e-006	6.9000e-005
tblVehicleEF	OBUS	1.9090e-003	6.0530e-003
tblVehicleEF	OBUS	8.7400e-004	2.1800e-004
tblVehicleEF	OBUS	3.6770e-003	5.3510e-003
tblVehicleEF	OBUS	0.02	0.03
tblVehicleEF	OBUS	0.03	0.05
tblVehicleEF	OBUS	1.8930e-003	2.6140e-003
tblVehicleEF	OBUS	0.03	0.03
tblVehicleEF	OBUS	0.05	0.32
tblVehicleEF	OBUS	0.31	0.11
tblVehicleEF	OBUS	6.6800e-004	6.2800e-004
tblVehicleEF	OBUS	0.01	0.01
tblVehicleEF	OBUS	7.8400e-004	2.0100e-004
tblVehicleEF	OBUS	3.6770e-003	5.3510e-003
tblVehicleEF	OBUS	0.02	0.03
tblVehicleEF	OBUS	0.04	0.06
tblVehicleEF	OBUS	1.8930e-003	2.6140e-003
tblVehicleEF	OBUS	0.04	0.04
tblVehicleEF	OBUS	0.05	0.32

Merrill Commerce Center (Phase B Construction - Mitigated) - San Bernardino-South Coast County, Annual

tblVehicleEF	OBUS	0.34	0.12
tblVehicleEF	OBUS	0.01	8.9410e-003
tblVehicleEF	OBUS	6.2690e-003	5.8090e-003
tblVehicleEF	OBUS	0.03	0.02
tblVehicleEF	OBUS	0.25	0.51
tblVehicleEF	OBUS	0.41	0.69
tblVehicleEF	OBUS	5.25	2.51
tblVehicleEF	OBUS	61.82	67.41
tblVehicleEF	OBUS	1,119.44	1,394.04
tblVehicleEF	OBUS	69.89	20.67
tblVehicleEF	OBUS	0.12	0.26
tblVehicleEF	OBUS	0.43	0.86
tblVehicleEF	OBUS	1.4000e-005	9.4000e-005
tblVehicleEF	OBUS	2.0200e-003	6.3490e-003
tblVehicleEF	OBUS	9.5000e-004	2.3700e-004
tblVehicleEF	OBUS	1.3000e-005	9.0000e-005
tblVehicleEF	OBUS	1.9090e-003	6.0530e-003
tblVehicleEF	OBUS	8.7400e-004	2.1800e-004
tblVehicleEF	OBUS	1.9540e-003	2.9210e-003
tblVehicleEF	OBUS	0.02	0.03
tblVehicleEF	OBUS	0.03	0.05
tblVehicleEF	OBUS	8.3000e-004	1.1560e-003
tblVehicleEF	OBUS	0.03	0.03
tblVehicleEF	OBUS	0.05	0.34
tblVehicleEF	OBUS	0.33	0.12
tblVehicleEF	OBUS	6.0200e-004	6.4400e-004
tblVehicleEF	OBUS	0.01	0.01

Merrill Commerce Center (Phase B Construction - Mitigated) - San Bernardino-South Coast County, Annual

tblVehicleEF	OBUS	7.9100e-004	2.0500e-004
tblVehicleEF	OBUS	1.9540e-003	2.9210e-003
tblVehicleEF	OBUS	0.02	0.03
tblVehicleEF	OBUS	0.04	0.06
tblVehicleEF	OBUS	8.3000e-004	1.1560e-003
tblVehicleEF	OBUS	0.04	0.04
tblVehicleEF	OBUS	0.05	0.34
tblVehicleEF	OBUS	0.36	0.13
tblVehicleEF	SBUS	0.82	0.05
tblVehicleEF	SBUS	8.4750e-003	5.6520e-003
tblVehicleEF	SBUS	0.06	4.4230e-003
tblVehicleEF	SBUS	6.01	2.12
tblVehicleEF	SBUS	0.53	0.48
tblVehicleEF	SBUS	5.05	0.58
tblVehicleEF	SBUS	1,217.18	331.70
tblVehicleEF	SBUS	1,113.27	1,082.52
tblVehicleEF	SBUS	40.27	3.48
tblVehicleEF	SBUS	9.36	3.05
tblVehicleEF	SBUS	3.61	4.26
tblVehicleEF	SBUS	7.8830e-003	2.9700e-003
tblVehicleEF	SBUS	0.01	0.01
tblVehicleEF	SBUS	0.02	0.02
tblVehicleEF	SBUS	5.9900e-004	3.5000e-005
tblVehicleEF	SBUS	7.5420e-003	2.8410e-003
tblVehicleEF	SBUS	2.7330e-003	2.7420e-003
tblVehicleEF	SBUS	0.02	0.02
tblVehicleEF	SBUS	5.5100e-004	3.2000e-005

Merrill Commerce Center (Phase B Construction - Mitigated) - San Bernardino-South Coast County, Annual

tblVehicleEF	SBUS	3.0330e-003	7.5800e-004
tblVehicleEF	SBUS	0.02	5.7310e-003
tblVehicleEF	SBUS	0.71	0.22
tblVehicleEF	SBUS	1.4390e-003	3.8400e-004
tblVehicleEF	SBUS	0.10	0.08
tblVehicleEF	SBUS	9.3710e-003	0.03
tblVehicleEF	SBUS	0.27	0.03
tblVehicleEF	SBUS	0.01	3.1550e-003
tblVehicleEF	SBUS	0.01	0.01
tblVehicleEF	SBUS	4.9000e-004	3.4000e-005
tblVehicleEF	SBUS	3.0330e-003	7.5800e-004
tblVehicleEF	SBUS	0.02	5.7310e-003
tblVehicleEF	SBUS	1.02	0.31
tblVehicleEF	SBUS	1.4390e-003	3.8400e-004
tblVehicleEF	SBUS	0.11	0.10
tblVehicleEF	SBUS	9.3710e-003	0.03
tblVehicleEF	SBUS	0.29	0.03
tblVehicleEF	SBUS	0.82	0.05
tblVehicleEF	SBUS	8.6200e-003	5.7220e-003
tblVehicleEF	SBUS	0.05	3.6550e-003
tblVehicleEF	SBUS	5.89	2.09
tblVehicleEF	SBUS	0.53	0.49
tblVehicleEF	SBUS	3.46	0.41
tblVehicleEF	SBUS	1,277.69	337.86
tblVehicleEF	SBUS	1,113.27	1,082.54
tblVehicleEF	SBUS	40.27	3.19
tblVehicleEF	SBUS	9.66	3.09

Merrill Commerce Center (Phase B Construction - Mitigated) - San Bernardino-South Coast County, Annual

tblVehicleEF	SBUS	3.39	3.99
tblVehicleEF	SBUS	6.6460e-003	2.5130e-003
tblVehicleEF	SBUS	0.01	0.01
tblVehicleEF	SBUS	0.02	0.02
tblVehicleEF	SBUS	5.9900e-004	3.5000e-005
tblVehicleEF	SBUS	6.3580e-003	2.4040e-003
tblVehicleEF	SBUS	2.7330e-003	2.7420e-003
tblVehicleEF	SBUS	0.02	0.02
tblVehicleEF	SBUS	5.5100e-004	3.2000e-005
tblVehicleEF	SBUS	5.7580e-003	1.3700e-003
tblVehicleEF	SBUS	0.02	5.9610e-003
tblVehicleEF	SBUS	0.71	0.22
tblVehicleEF	SBUS	3.0800e-003	7.3800e-004
tblVehicleEF	SBUS	0.10	0.08
tblVehicleEF	SBUS	8.5600e-003	0.03
tblVehicleEF	SBUS	0.22	0.02
tblVehicleEF	SBUS	0.01	3.2130e-003
tblVehicleEF	SBUS	0.01	0.01
tblVehicleEF	SBUS	4.6300e-004	3.2000e-005
tblVehicleEF	SBUS	5.7580e-003	1.3700e-003
tblVehicleEF	SBUS	0.02	5.9610e-003
tblVehicleEF	SBUS	1.02	0.31
tblVehicleEF	SBUS	3.0800e-003	7.3800e-004
tblVehicleEF	SBUS	0.11	0.10
tblVehicleEF	SBUS	8.5600e-003	0.03
tblVehicleEF	SBUS	0.24	0.02
tblVehicleEF	SBUS	0.82	0.05

Merrill Commerce Center (Phase B Construction - Mitigated) - San Bernardino-South Coast County, Annual

tblVehicleEF	SBUS	8.4790e-003	5.6490e-003
tblVehicleEF	SBUS	0.06	4.5230e-003
tblVehicleEF	SBUS	6.17	2.16
tblVehicleEF	SBUS	0.53	0.48
tblVehicleEF	SBUS	5.10	0.60
tblVehicleEF	SBUS	1,133.61	323.18
tblVehicleEF	SBUS	1,113.27	1,082.52
tblVehicleEF	SBUS	40.27	3.50
tblVehicleEF	SBUS	8.94	2.98
tblVehicleEF	SBUS	3.56	4.20
tblVehicleEF	SBUS	9.5930e-003	3.6010e-003
tblVehicleEF	SBUS	0.01	0.01
tblVehicleEF	SBUS	0.02	0.02
tblVehicleEF	SBUS	5.9900e-004	3.5000e-005
tblVehicleEF	SBUS	9.1780e-003	3.4450e-003
tblVehicleEF	SBUS	2.7330e-003	2.7420e-003
tblVehicleEF	SBUS	0.02	0.02
tblVehicleEF	SBUS	5.5100e-004	3.2000e-005
tblVehicleEF	SBUS	2.9290e-003	7.0600e-004
tblVehicleEF	SBUS	0.02	5.8560e-003
tblVehicleEF	SBUS	0.71	0.22
tblVehicleEF	SBUS	1.4140e-003	3.8400e-004
tblVehicleEF	SBUS	0.10	0.08
tblVehicleEF	SBUS	0.01	0.04
tblVehicleEF	SBUS	0.27	0.03
tblVehicleEF	SBUS	0.01	3.0740e-003
tblVehicleEF	SBUS	0.01	0.01

Merrill Commerce Center (Phase B Construction - Mitigated) - San Bernardino-South Coast County, Annual

tblVehicleEF	SBUS	4.9100e-004	3.5000e-005
tblVehicleEF	SBUS	2.9290e-003	7.0600e-004
tblVehicleEF	SBUS	0.02	5.8560e-003
tblVehicleEF	SBUS	1.03	0.31
tblVehicleEF	SBUS	1.4140e-003	3.8400e-004
tblVehicleEF	SBUS	0.11	0.10
tblVehicleEF	SBUS	0.01	0.04
tblVehicleEF	SBUS	0.29	0.03
tblVehicleEF	UBUS	1.54	4.21
tblVehicleEF	UBUS	0.08	0.02
tblVehicleEF	UBUS	7.71	32.80
tblVehicleEF	UBUS	12.81	1.41
tblVehicleEF	UBUS	1,799.11	1,717.67
tblVehicleEF	UBUS	140.33	16.41
tblVehicleEF	UBUS	4.15	0.36
tblVehicleEF	UBUS	0.51	0.08
tblVehicleEF	UBUS	0.01	0.03
tblVehicleEF	UBUS	0.04	2.7180e-003
tblVehicleEF	UBUS	1.4670e-003	2.1400e-004
tblVehicleEF	UBUS	0.22	0.03
tblVehicleEF	UBUS	3.0000e-003	6.3130e-003
tblVehicleEF	UBUS	0.04	2.5830e-003
tblVehicleEF	UBUS	1.3480e-003	1.9700e-004
tblVehicleEF	UBUS	7.2070e-003	1.6210e-003
tblVehicleEF	UBUS	0.10	8.9290e-003
tblVehicleEF	UBUS	3.6150e-003	6.9100e-004
tblVehicleEF	UBUS	0.42	0.06

Merrill Commerce Center (Phase B Construction - Mitigated) - San Bernardino-South Coast County, Annual

tblVehicleEF	UBUS	0.02	0.03
tblVehicleEF	UBUS	1.06	0.07
tblVehicleEF	UBUS	9.4600e-003	3.7390e-003
tblVehicleEF	UBUS	1.6370e-003	1.6200e-004
tblVehicleEF	UBUS	7.2070e-003	1.6210e-003
tblVehicleEF	UBUS	0.10	8.9290e-003
tblVehicleEF	UBUS	3.6150e-003	6.9100e-004
tblVehicleEF	UBUS	2.00	4.30
tblVehicleEF	UBUS	0.02	0.03
tblVehicleEF	UBUS	1.17	0.07
tblVehicleEF	UBUS	1.54	4.21
tblVehicleEF	UBUS	0.07	0.02
tblVehicleEF	UBUS	7.78	32.80
tblVehicleEF	UBUS	10.55	1.16
tblVehicleEF	UBUS	1,799.11	1,717.67
tblVehicleEF	UBUS	140.33	15.98
tblVehicleEF	UBUS	3.85	0.35
tblVehicleEF	UBUS	0.51	0.08
tblVehicleEF	UBUS	0.01	0.03
tblVehicleEF	UBUS	0.04	2.7180e-003
tblVehicleEF	UBUS	1.4670e-003	2.1400e-004
tblVehicleEF	UBUS	0.22	0.03
tblVehicleEF	UBUS	3.0000e-003	6.3130e-003
tblVehicleEF	UBUS	0.04	2.5830e-003
tblVehicleEF	UBUS	1.3480e-003	1.9700e-004
tblVehicleEF	UBUS	0.01	3.0930e-003
tblVehicleEF	UBUS	0.12	0.01

Merrill Commerce Center (Phase B Construction - Mitigated) - San Bernardino-South Coast County, Annual

tblVehicleEF	UBUS	8.4130e-003	1.5870e-003
tblVehicleEF	UBUS	0.43	0.06
tblVehicleEF	UBUS	0.02	0.03
tblVehicleEF	UBUS	0.95	0.06
tblVehicleEF	UBUS	9.4620e-003	3.7390e-003
tblVehicleEF	UBUS	1.5980e-003	1.5800e-004
tblVehicleEF	UBUS	0.01	3.0930e-003
tblVehicleEF	UBUS	0.12	0.01
tblVehicleEF	UBUS	8.4130e-003	1.5870e-003
tblVehicleEF	UBUS	2.01	4.30
tblVehicleEF	UBUS	0.02	0.03
tblVehicleEF	UBUS	1.04	0.06
tblVehicleEF	UBUS	1.54	4.21
tblVehicleEF	UBUS	0.08	0.02
tblVehicleEF	UBUS	7.72	32.80
tblVehicleEF	UBUS	12.41	1.38
tblVehicleEF	UBUS	1,799.11	1,717.67
tblVehicleEF	UBUS	140.33	16.35
tblVehicleEF	UBUS	4.07	0.36
tblVehicleEF	UBUS	0.51	0.08
tblVehicleEF	UBUS	0.01	0.03
tblVehicleEF	UBUS	0.04	2.7180e-003
tblVehicleEF	UBUS	1.4670e-003	2.1400e-004
tblVehicleEF	UBUS	0.22	0.03
tblVehicleEF	UBUS	3.0000e-003	6.3130e-003
tblVehicleEF	UBUS	0.04	2.5830e-003
tblVehicleEF	UBUS	1.3480e-003	1.9700e-004

Merrill Commerce Center (Phase B Construction - Mitigated) - San Bernardino-South Coast County, Annual

tblVehicleEF	UBUS	8.0140e-003	1.7000e-003
tblVehicleEF	UBUS	0.12	0.01
tblVehicleEF	UBUS	3.7130e-003	6.8300e-004
tblVehicleEF	UBUS	0.42	0.06
tblVehicleEF	UBUS	0.03	0.04
tblVehicleEF	UBUS	1.05	0.07
tblVehicleEF	UBUS	9.4600e-003	3.7390e-003
tblVehicleEF	UBUS	1.6300e-003	1.6200e-004
tblVehicleEF	UBUS	8.0140e-003	1.7000e-003
tblVehicleEF	UBUS	0.12	0.01
tblVehicleEF	UBUS	3.7130e-003	6.8300e-004
tblVehicleEF	UBUS	2.00	4.30
tblVehicleEF	UBUS	0.03	0.04
tblVehicleEF	UBUS	1.15	0.07
tblVehicleTrips	CC_TL	8.40	0.00
tblVehicleTrips	CC_TL	8.40	0.00
tblVehicleTrips	CNW_TL	6.90	0.00
tblVehicleTrips	CNW_TL	6.90	0.00
tblVehicleTrips	CNW_TTP	41.00	0.00
tblVehicleTrips	CW_TL	16.60	0.00
tblVehicleTrips	CW_TL	16.60	0.00
tblVehicleTrips	CW_TTP	59.00	0.00
tblVehicleTrips	DV_TP	5.00	0.00
tblVehicleTrips	PB_TP	3.00	0.00
tblVehicleTrips	PR_TP	92.00	0.00
tblVehicleTrips	ST_TR	1.68	0.00
tblVehicleTrips	SU_TR	1.68	0.00

Merrill Commerce Center (Phase B Construction - Mitigated) - San Bernardino-South Coast County, Annual

tblVehicleTrips	WD_TR	1.68	0.00
tblWater	IndoorWaterUseRate	1,117,862,500.00	0.00

2.0 Emissions Summary

2.1 Overall Construction

Unmitigated Construction

	ROG	NOx	CO	SO2	Fugitive PM10	Exhaust PM10	PM10 Total	Fugitive PM2.5	Exhaust PM2.5	PM2.5 Total	Bio- CO2	NBio- CO2	Total CO2	CH4	N2O	CO2e
Year	tons/yr										MT/yr					
2022	6.7700e-003	0.0649	0.0528	1.0000e-004	1.4200e-003	3.1100e-003	4.5400e-003	3.1000e-004	2.8900e-003	3.2000e-003	0.0000	9.0003	9.0003	2.4100e-003	0.0000	9.0605
2023	0.4530	4.6814	3.0133	7.7300e-003	1.5181	0.1956	1.7137	0.6272	0.1803	0.8076	0.0000	679.5841	679.5841	0.2077	0.0000	684.7761
2024	2.1416	11.9384	12.4849	0.0590	4.1493	0.1879	4.3373	1.1001	0.1748	1.2750	0.0000	5,450.9147	5,450.9147	0.3633	0.0000	5,459.9982
2025	3.7168	13.2088	15.4154	0.0703	4.7189	0.2063	4.9252	1.2703	0.1922	1.4625	0.0000	6,485.0719	6,485.0719	0.4313	0.0000	6,495.8532
Maximum	3.7168	13.2088	15.4154	0.0703	4.7189	0.2063	4.9252	1.2703	0.1922	1.4625	0.0000	6,485.0719	6,485.0719	0.4313	0.0000	6,495.8532

Merrill Commerce Center (Phase B Construction - Mitigated) - San Bernardino-South Coast County, Annual

2.1 Overall Construction**Mitigated Construction**

	ROG	NOx	CO	SO2	Fugitive PM10	Exhaust PM10	PM10 Total	Fugitive PM2.5	Exhaust PM2.5	PM2.5 Total	Bio- CO2	NBio- CO2	Total CO2	CH4	N2O	CO2e
Year	tons/yr										MT/yr					
2022	1.3300e-003	5.6300e-003	0.0595	1.0000e-004	1.1100e-003	1.6000e-004	1.2700e-003	2.6000e-004	1.6000e-004	4.2000e-004	0.0000	9.0003	9.0003	2.4100e-003	0.0000	9.0605
2023	0.1010	0.4079	3.8279	7.7300e-003	0.6081	0.0124	0.6204	0.2489	0.0124	0.2612	0.0000	679.5833	679.5833	0.2077	0.0000	684.7753
2024	1.8447	8.5620	13.2987	0.0590	3.9039	0.0373	3.9412	1.0453	0.0354	1.0807	0.0000	5,450.9139	5,450.9139	0.3633	0.0000	5,459.9975
2025	3.3972	9.7437	16.4780	0.0703	4.7189	0.0460	4.7649	1.2703	0.0437	1.3140	0.0000	6,485.0710	6,485.0710	0.4313	0.0000	6,495.8522
Maximum	3.3972	9.7437	16.4780	0.0703	4.7189	0.0460	4.7649	1.2703	0.0437	1.3140	0.0000	6,485.0710	6,485.0710	0.4313	0.0000	6,495.8522

	ROG	NOx	CO	SO2	Fugitive PM10	Exhaust PM10	PM10 Total	Fugitive PM2.5	Exhaust PM2.5	PM2.5 Total	Bio- CO2	NBio-CO2	Total CO2	CH4	N2O	CO2e
Percent Reduction	15.42	37.38	-8.71	0.00	11.13	83.85	15.05	14.45	83.34	25.14	0.00	0.00	0.00	0.00	0.00	0.00

Quarter	Start Date	End Date	Maximum Unmitigated ROG + NOX (tons/quarter)	Maximum Mitigated ROG + NOX (tons/quarter)
1	12-24-2022	3-23-2023	0.7847	0.0873
2	3-24-2023	6-23-2023	1.3344	0.1177
3	6-24-2023	9-23-2023	1.5043	0.1440
4	9-24-2023	12-23-2023	1.4867	0.1569
5	12-24-2023	3-23-2024	2.2372	1.1842
6	3-24-2024	6-23-2024	3.5549	2.7955
7	6-24-2024	9-23-2024	3.5873	2.8165
8	9-24-2024	12-23-2024	4.4595	3.3615

Merrill Commerce Center (Phase B Construction - Mitigated) - San Bernardino-South Coast County, Annual

9	12-24-2024	3-23-2025	4.2288	3.2731
10	3-24-2025	6-23-2025	4.3142	3.3502
11	6-24-2025	9-23-2025	4.3151	3.3511
12	9-24-2025	9-30-2025	0.3283	0.2550
		Highest	4.4595	3.3615

2.2 Overall Operational

Unmitigated Operational

	ROG	NOx	CO	SO2	Fugitive PM10	Exhaust PM10	PM10 Total	Fugitive PM2.5	Exhaust PM2.5	PM2.5 Total	Bio- CO2	NBio- CO2	Total CO2	CH4	N2O	CO2e
Category	tons/yr										MT/yr					
Area	19.7703	5.6000e-004	0.0617	0.0000		2.2000e-004	2.2000e-004		2.2000e-004	2.2000e-004	0.0000	0.1204	0.1204	3.1000e-004	0.0000	0.1282
Energy	0.0000	0.0000	0.0000	0.0000		0.0000	0.0000		0.0000	0.0000	0.0000	0.0000	0.0000	0.0000	0.0000	0.0000
Mobile	0.0000	0.0000	0.0000	0.0000	0.0000	0.0000	0.0000	0.0000	0.0000	0.0000	0.0000	0.0000	0.0000	0.0000	0.0000	0.0000
Waste						0.0000	0.0000		0.0000	0.0000	0.0000	0.0000	0.0000	0.0000	0.0000	0.0000
Water						0.0000	0.0000		0.0000	0.0000	0.0000	0.0000	0.0000	0.0000	0.0000	0.0000
Total	19.7703	5.6000e-004	0.0617	0.0000	0.0000	2.2000e-004	2.2000e-004	0.0000	2.2000e-004	2.2000e-004	0.0000	0.1204	0.1204	3.1000e-004	0.0000	0.1282

Merrill Commerce Center (Phase B Construction - Mitigated) - San Bernardino-South Coast County, Annual

2.2 Overall Operational**Mitigated Operational**

	ROG	NOx	CO	SO2	Fugitive PM10	Exhaust PM10	PM10 Total	Fugitive PM2.5	Exhaust PM2.5	PM2.5 Total	Bio- CO2	NBio- CO2	Total CO2	CH4	N2O	CO2e
Category	tons/yr										MT/yr					
Area	19.7703	5.6000e-004	0.0617	0.0000		2.2000e-004	2.2000e-004		2.2000e-004	2.2000e-004	0.0000	0.1204	0.1204	3.1000e-004	0.0000	0.1282
Energy	0.0000	0.0000	0.0000	0.0000		0.0000	0.0000		0.0000	0.0000	0.0000	0.0000	0.0000	0.0000	0.0000	0.0000
Mobile	0.0000	0.0000	0.0000	0.0000	0.0000	0.0000	0.0000	0.0000	0.0000	0.0000	0.0000	0.0000	0.0000	0.0000	0.0000	0.0000
Waste						0.0000	0.0000		0.0000	0.0000	0.0000	0.0000	0.0000	0.0000	0.0000	0.0000
Water						0.0000	0.0000		0.0000	0.0000	0.0000	0.0000	0.0000	0.0000	0.0000	0.0000
Total	19.7703	5.6000e-004	0.0617	0.0000	0.0000	2.2000e-004	2.2000e-004	0.0000	2.2000e-004	2.2000e-004	0.0000	0.1204	0.1204	3.1000e-004	0.0000	0.1282

	ROG	NOx	CO	SO2	Fugitive PM10	Exhaust PM10	PM10 Total	Fugitive PM2.5	Exhaust PM2.5	PM2.5 Total	Bio- CO2	NBio-CO2	Total CO2	CH4	N2O	CO2e
Percent Reduction	0.00	0.00	0.00	0.00	0.00	0.00	0.00	0.00	0.00	0.00	0.00	0.00	0.00	0.00	0.00	0.00

3.0 Construction Detail**Construction Phase**

Merrill Commerce Center (Phase B Construction - Mitigated) - San Bernardino-South Coast County, Annual

Phase Number	Phase Name	Phase Type	Start Date	End Date	Num Days Week	Num Days	Phase Description
1	Demolition	Demolition	12/24/2022	4/14/2023	5	80	
2	Site Preparation	Site Preparation	4/15/2023	8/4/2023	5	80	
3	Grading	Grading	8/5/2023	2/16/2024	5	140	
4	Building Construction	Building Construction	2/17/2024	12/26/2025	5	485	
5	Paving	Paving	9/21/2024	12/26/2025	5	330	
6	Architectural Coating	Architectural Coating	9/21/2024	12/26/2025	5	330	

Acres of Grading (Site Preparation Phase): 280

Acres of Grading (Grading Phase): 560

Acres of Paving: 16.47

Residential Indoor: 0; Residential Outdoor: 0; Non-Residential Indoor: 7,251,000; Non-Residential Outdoor: 2,417,000; Striped Parking Area: 43,046 (Architectural Coating – sqft)

OffRoad Equipment

Merrill Commerce Center (Phase B Construction - Mitigated) - San Bernardino-South Coast County, Annual

Phase Name	Offroad Equipment Type	Amount	Usage Hours	Horse Power	Load Factor
Demolition	Concrete/Industrial Saws	1	8.00	81	0.73
Demolition	Excavators	3	8.00	158	0.38
Demolition	Rubber Tired Dozers	2	8.00	247	0.40
Site Preparation	Crawler Tractors	4	8.00	212	0.43
Site Preparation	Rubber Tired Dozers	3	8.00	247	0.40
Site Preparation	Tractors/Loaders/Backhoes	0	8.00	97	0.37
Grading	Crawler Tractors	2	8.00	212	0.43
Grading	Excavators	2	8.00	158	0.38
Grading	Graders	1	8.00	187	0.41
Grading	Rubber Tired Dozers	1	8.00	247	0.40
Grading	Scrapers	2	8.00	367	0.48
Grading	Tractors/Loaders/Backhoes	0	8.00	97	0.37
Building Construction	Cranes	1	8.00	231	0.29
Building Construction	Crawler Tractors	3	8.00	212	0.43
Building Construction	Forklifts	3	8.00	89	0.20
Building Construction	Generator Sets	1	8.00	84	0.74
Building Construction	Tractors/Loaders/Backhoes	0	8.00	97	0.37
Building Construction	Welders	1	8.00	46	0.45
Paving	Pavers	2	8.00	130	0.42
Paving	Paving Equipment	2	8.00	132	0.36
Paving	Rollers	2	8.00	80	0.38
Architectural Coating	Air Compressors	1	8.00	78	0.48

Trips and VMT

Merrill Commerce Center (Phase B Construction - Mitigated) - San Bernardino-South Coast County, Annual

Phase Name	Offroad Equipment Count	Worker Trip Number	Vendor Trip Number	Hauling Trip Number	Worker Trip Length	Vendor Trip Length	Hauling Trip Length	Worker Vehicle Class	Vendor Vehicle Class	Hauling Vehicle Class
Demolition	6	15.00	0.00	76.00	14.70	6.90	20.00	LD_Mix	HDT_Mix	HHDT
Site Preparation	7	18.00	0.00	0.00	14.70	6.90	20.00	LD_Mix	HDT_Mix	HHDT
Grading	8	20.00	0.00	0.00	14.70	6.90	20.00	LD_Mix	HDT_Mix	HHDT
Building Construction	9	2,332.00	910.00	0.00	14.70	6.90	20.00	LD_Mix	HDT_Mix	HHDT
Paving	6	15.00	0.00	0.00	14.70	6.90	20.00	LD_Mix	HDT_Mix	HHDT
Architectural Coating	1	466.00	0.00	0.00	14.70	6.90	20.00	LD_Mix	HDT_Mix	HHDT

3.1 Mitigation Measures Construction

Use Cleaner Engines for Construction Equipment

Water Exposed Area

3.2 Demolition - 2022**Unmitigated Construction On-Site**

	ROG	NOx	CO	SO2	Fugitive PM10	Exhaust PM10	PM10 Total	Fugitive PM2.5	Exhaust PM2.5	PM2.5 Total	Bio- CO2	NBio- CO2	Total CO2	CH4	N2O	CO2e
Category	tons/yr										MT/yr					
Fugitive Dust					5.1000e-004	0.0000	5.1000e-004	8.0000e-005	0.0000	8.0000e-005	0.0000	0.0000	0.0000	0.0000	0.0000	0.0000
Off-Road	6.6000e-003	0.0643	0.0515	1.0000e-004		3.1100e-003	3.1100e-003		2.8900e-003	2.8900e-003	0.0000	8.4976	8.4976	2.3900e-003	0.0000	8.5572
Total	6.6000e-003	0.0643	0.0515	1.0000e-004	5.1000e-004	3.1100e-003	3.6200e-003	8.0000e-005	2.8900e-003	2.9700e-003	0.0000	8.4976	8.4976	2.3900e-003	0.0000	8.5572

Merrill Commerce Center (Phase B Construction - Mitigated) - San Bernardino-South Coast County, Annual

3.2 Demolition - 2022**Unmitigated Construction Off-Site**

	ROG	NOx	CO	SO2	Fugitive PM10	Exhaust PM10	PM10 Total	Fugitive PM2.5	Exhaust PM2.5	PM2.5 Total	Bio- CO2	NBio- CO2	Total CO2	CH4	N2O	CO2e
Category	tons/yr										MT/yr					
Hauling	1.0000e-005	5.1000e-004	9.0000e-005	0.0000	5.0000e-004	0.0000	5.0000e-004	1.2000e-004	0.0000	1.3000e-004	0.0000	0.1739	0.1739	1.0000e-005	0.0000	0.1741
Vendor	0.0000	0.0000	0.0000	0.0000	0.0000	0.0000	0.0000	0.0000	0.0000	0.0000	0.0000	0.0000	0.0000	0.0000	0.0000	0.0000
Worker	1.6000e-004	1.2000e-004	1.2300e-003	0.0000	4.1000e-004	0.0000	4.1000e-004	1.1000e-004	0.0000	1.1000e-004	0.0000	0.3289	0.3289	1.0000e-005	0.0000	0.3291
Total	1.7000e-004	6.3000e-004	1.3200e-003	0.0000	9.1000e-004	0.0000	9.1000e-004	2.3000e-004	0.0000	2.4000e-004	0.0000	0.5028	0.5028	2.0000e-005	0.0000	0.5032

Mitigated Construction On-Site

	ROG	NOx	CO	SO2	Fugitive PM10	Exhaust PM10	PM10 Total	Fugitive PM2.5	Exhaust PM2.5	PM2.5 Total	Bio- CO2	NBio- CO2	Total CO2	CH4	N2O	CO2e
Category	tons/yr										MT/yr					
Fugitive Dust					2.0000e-004	0.0000	2.0000e-004	3.0000e-005	0.0000	3.0000e-005	0.0000	0.0000	0.0000	0.0000	0.0000	0.0000
Off-Road	1.1600e-003	5.0100e-003	0.0582	1.0000e-004		1.5000e-004	1.5000e-004		1.5000e-004	1.5000e-004	0.0000	8.4976	8.4976	2.3900e-003	0.0000	8.5572
Total	1.1600e-003	5.0100e-003	0.0582	1.0000e-004	2.0000e-004	1.5000e-004	3.5000e-004	3.0000e-005	1.5000e-004	1.8000e-004	0.0000	8.4976	8.4976	2.3900e-003	0.0000	8.5572

Merrill Commerce Center (Phase B Construction - Mitigated) - San Bernardino-South Coast County, Annual

3.2 Demolition - 2022**Mitigated Construction Off-Site**

	ROG	NOx	CO	SO2	Fugitive PM10	Exhaust PM10	PM10 Total	Fugitive PM2.5	Exhaust PM2.5	PM2.5 Total	Bio- CO2	NBio- CO2	Total CO2	CH4	N2O	CO2e
Category	tons/yr										MT/yr					
Hauling	1.0000e-005	5.1000e-004	9.0000e-005	0.0000	5.0000e-004	0.0000	5.0000e-004	1.2000e-004	0.0000	1.3000e-004	0.0000	0.1739	0.1739	1.0000e-005	0.0000	0.1741
Vendor	0.0000	0.0000	0.0000	0.0000	0.0000	0.0000	0.0000	0.0000	0.0000	0.0000	0.0000	0.0000	0.0000	0.0000	0.0000	0.0000
Worker	1.6000e-004	1.2000e-004	1.2300e-003	0.0000	4.1000e-004	0.0000	4.1000e-004	1.1000e-004	0.0000	1.1000e-004	0.0000	0.3289	0.3289	1.0000e-005	0.0000	0.3291
Total	1.7000e-004	6.3000e-004	1.3200e-003	0.0000	9.1000e-004	0.0000	9.1000e-004	2.3000e-004	0.0000	2.4000e-004	0.0000	0.5028	0.5028	2.0000e-005	0.0000	0.5032

3.2 Demolition - 2023**Unmitigated Construction On-Site**

	ROG	NOx	CO	SO2	Fugitive PM10	Exhaust PM10	PM10 Total	Fugitive PM2.5	Exhaust PM2.5	PM2.5 Total	Bio- CO2	NBio- CO2	Total CO2	CH4	N2O	CO2e
Category	tons/yr										MT/yr					
Fugitive Dust					7.6800e-003	0.0000	7.6800e-003	1.1600e-003	0.0000	1.1600e-003	0.0000	0.0000	0.0000	0.0000	0.0000	0.0000
Off-Road	0.0851	0.8057	0.7366	1.4600e-003		0.0374	0.0374		0.0348	0.0348	0.0000	127.4703	127.4703	0.0357	0.0000	128.3627
Total	0.0851	0.8057	0.7366	1.4600e-003	7.6800e-003	0.0374	0.0451	1.1600e-003	0.0348	0.0360	0.0000	127.4703	127.4703	0.0357	0.0000	128.3627

Merrill Commerce Center (Phase B Construction - Mitigated) - San Bernardino-South Coast County, Annual

3.2 Demolition - 2023**Unmitigated Construction Off-Site**

	ROG	NOx	CO	SO2	Fugitive PM10	Exhaust PM10	PM10 Total	Fugitive PM2.5	Exhaust PM2.5	PM2.5 Total	Bio- CO2	NBio- CO2	Total CO2	CH4	N2O	CO2e
Category	tons/yr										MT/yr					
Hauling	1.4000e-004	5.0700e-003	1.1200e-003	3.0000e-005	6.4000e-004	1.0000e-005	6.5000e-004	1.8000e-004	1.0000e-005	1.8000e-004	0.0000	2.5194	2.5194	1.2000e-004	0.0000	2.5224
Vendor	0.0000	0.0000	0.0000	0.0000	0.0000	0.0000	0.0000	0.0000	0.0000	0.0000	0.0000	0.0000	0.0000	0.0000	0.0000	0.0000
Worker	2.2700e-003	1.5800e-003	0.0169	5.0000e-005	6.1700e-003	4.0000e-005	6.2100e-003	1.6400e-003	3.0000e-005	1.6700e-003	0.0000	4.7485	4.7485	1.2000e-004	0.0000	4.7514
Total	2.4100e-003	6.6500e-003	0.0180	8.0000e-005	6.8100e-003	5.0000e-005	6.8600e-003	1.8200e-003	4.0000e-005	1.8500e-003	0.0000	7.2679	7.2679	2.4000e-004	0.0000	7.2738

Mitigated Construction On-Site

	ROG	NOx	CO	SO2	Fugitive PM10	Exhaust PM10	PM10 Total	Fugitive PM2.5	Exhaust PM2.5	PM2.5 Total	Bio- CO2	NBio- CO2	Total CO2	CH4	N2O	CO2e
Category	tons/yr										MT/yr					
Fugitive Dust					2.9900e-003	0.0000	2.9900e-003	4.5000e-004	0.0000	4.5000e-004	0.0000	0.0000	0.0000	0.0000	0.0000	0.0000
Off-Road	0.0173	0.0751	0.8730	1.4600e-003		2.3100e-003	2.3100e-003		2.3100e-003	2.3100e-003	0.0000	127.4701	127.4701	0.0357	0.0000	128.3626
Total	0.0173	0.0751	0.8730	1.4600e-003	2.9900e-003	2.3100e-003	5.3000e-003	4.5000e-004	2.3100e-003	2.7600e-003	0.0000	127.4701	127.4701	0.0357	0.0000	128.3626

Merrill Commerce Center (Phase B Construction - Mitigated) - San Bernardino-South Coast County, Annual

3.2 Demolition - 2023**Mitigated Construction Off-Site**

	ROG	NOx	CO	SO2	Fugitive PM10	Exhaust PM10	PM10 Total	Fugitive PM2.5	Exhaust PM2.5	PM2.5 Total	Bio- CO2	NBio- CO2	Total CO2	CH4	N2O	CO2e
Category	tons/yr										MT/yr					
Hauling	1.4000e-004	5.0700e-003	1.1200e-003	3.0000e-005	6.4000e-004	1.0000e-005	6.5000e-004	1.8000e-004	1.0000e-005	1.8000e-004	0.0000	2.5194	2.5194	1.2000e-004	0.0000	2.5224
Vendor	0.0000	0.0000	0.0000	0.0000	0.0000	0.0000	0.0000	0.0000	0.0000	0.0000	0.0000	0.0000	0.0000	0.0000	0.0000	0.0000
Worker	2.2700e-003	1.5800e-003	0.0169	5.0000e-005	6.1700e-003	4.0000e-005	6.2100e-003	1.6400e-003	3.0000e-005	1.6700e-003	0.0000	4.7485	4.7485	1.2000e-004	0.0000	4.7514
Total	2.4100e-003	6.6500e-003	0.0180	8.0000e-005	6.8100e-003	5.0000e-005	6.8600e-003	1.8200e-003	4.0000e-005	1.8500e-003	0.0000	7.2679	7.2679	2.4000e-004	0.0000	7.2738

3.3 Site Preparation - 2023**Unmitigated Construction On-Site**

	ROG	NOx	CO	SO2	Fugitive PM10	Exhaust PM10	PM10 Total	Fugitive PM2.5	Exhaust PM2.5	PM2.5 Total	Bio- CO2	NBio- CO2	Total CO2	CH4	N2O	CO2e
Category	tons/yr										MT/yr					
Fugitive Dust					0.8711	0.0000	0.8711	0.4133	0.0000	0.4133	0.0000	0.0000	0.0000	0.0000	0.0000	0.0000
Off-Road	0.1532	1.6752	0.7318	2.2800e-003		0.0703	0.0703		0.0647	0.0647	0.0000	200.0919	200.0919	0.0647	0.0000	201.7097
Total	0.1532	1.6752	0.7318	2.2800e-003	0.8711	0.0703	0.9414	0.4133	0.0647	0.4779	0.0000	200.0919	200.0919	0.0647	0.0000	201.7097

Merrill Commerce Center (Phase B Construction - Mitigated) - San Bernardino-South Coast County, Annual

3.3 Site Preparation - 2023**Unmitigated Construction Off-Site**

	ROG	NOx	CO	SO2	Fugitive PM10	Exhaust PM10	PM10 Total	Fugitive PM2.5	Exhaust PM2.5	PM2.5 Total	Bio- CO2	NBio- CO2	Total CO2	CH4	N2O	CO2e
Category	tons/yr										MT/yr					
Hauling	0.0000	0.0000	0.0000	0.0000	0.0000	0.0000	0.0000	0.0000	0.0000	0.0000	0.0000	0.0000	0.0000	0.0000	0.0000	0.0000
Vendor	0.0000	0.0000	0.0000	0.0000	0.0000	0.0000	0.0000	0.0000	0.0000	0.0000	0.0000	0.0000	0.0000	0.0000	0.0000	0.0000
Worker	2.9000e-003	2.0300e-003	0.0216	7.0000e-005	7.8900e-003	5.0000e-005	7.9400e-003	2.1000e-003	4.0000e-005	2.1400e-003	0.0000	6.0781	6.0781	1.5000e-004	0.0000	6.0818
Total	2.9000e-003	2.0300e-003	0.0216	7.0000e-005	7.8900e-003	5.0000e-005	7.9400e-003	2.1000e-003	4.0000e-005	2.1400e-003	0.0000	6.0781	6.0781	1.5000e-004	0.0000	6.0818

Mitigated Construction On-Site

	ROG	NOx	CO	SO2	Fugitive PM10	Exhaust PM10	PM10 Total	Fugitive PM2.5	Exhaust PM2.5	PM2.5 Total	Bio- CO2	NBio- CO2	Total CO2	CH4	N2O	CO2e
Category	tons/yr										MT/yr					
Fugitive Dust					0.3397	0.0000	0.3397	0.1612	0.0000	0.1612	0.0000	0.0000	0.0000	0.0000	0.0000	0.0000
Off-Road	0.0280	0.1213	1.0260	2.2800e-003		3.7300e-003	3.7300e-003		3.7300e-003	3.7300e-003	0.0000	200.0917	200.0917	0.0647	0.0000	201.7095
Total	0.0280	0.1213	1.0260	2.2800e-003	0.3397	3.7300e-003	0.3435	0.1612	3.7300e-003	0.1649	0.0000	200.0917	200.0917	0.0647	0.0000	201.7095

Merrill Commerce Center (Phase B Construction - Mitigated) - San Bernardino-South Coast County, Annual

3.3 Site Preparation - 2023**Mitigated Construction Off-Site**

	ROG	NOx	CO	SO2	Fugitive PM10	Exhaust PM10	PM10 Total	Fugitive PM2.5	Exhaust PM2.5	PM2.5 Total	Bio- CO2	NBio- CO2	Total CO2	CH4	N2O	CO2e
Category	tons/yr										MT/yr					
Hauling	0.0000	0.0000	0.0000	0.0000	0.0000	0.0000	0.0000	0.0000	0.0000	0.0000	0.0000	0.0000	0.0000	0.0000	0.0000	0.0000
Vendor	0.0000	0.0000	0.0000	0.0000	0.0000	0.0000	0.0000	0.0000	0.0000	0.0000	0.0000	0.0000	0.0000	0.0000	0.0000	0.0000
Worker	2.9000e-003	2.0300e-003	0.0216	7.0000e-005	7.8900e-003	5.0000e-005	7.9400e-003	2.1000e-003	4.0000e-005	2.1400e-003	0.0000	6.0781	6.0781	1.5000e-004	0.0000	6.0818
Total	2.9000e-003	2.0300e-003	0.0216	7.0000e-005	7.8900e-003	5.0000e-005	7.9400e-003	2.1000e-003	4.0000e-005	2.1400e-003	0.0000	6.0781	6.0781	1.5000e-004	0.0000	6.0818

3.4 Grading - 2023**Unmitigated Construction On-Site**

	ROG	NOx	CO	SO2	Fugitive PM10	Exhaust PM10	PM10 Total	Fugitive PM2.5	Exhaust PM2.5	PM2.5 Total	Bio- CO2	NBio- CO2	Total CO2	CH4	N2O	CO2e
Category	tons/yr										MT/yr					
Fugitive Dust					0.6131	0.0000	0.6131	0.2059	0.0000	0.2059	0.0000	0.0000	0.0000	0.0000	0.0000	0.0000
Off-Road	0.2051	2.1889	1.4740	3.7500e-003		0.0877	0.0877		0.0807	0.0807	0.0000	329.8121	329.8121	0.1067	0.0000	332.4788
Total	0.2051	2.1889	1.4740	3.7500e-003	0.6131	0.0877	0.7008	0.2059	0.0807	0.2865	0.0000	329.8121	329.8121	0.1067	0.0000	332.4788

Merrill Commerce Center (Phase B Construction - Mitigated) - San Bernardino-South Coast County, Annual

3.4 Grading - 2023**Unmitigated Construction Off-Site**

	ROG	NOx	CO	SO2	Fugitive PM10	Exhaust PM10	PM10 Total	Fugitive PM2.5	Exhaust PM2.5	PM2.5 Total	Bio- CO2	NBio- CO2	Total CO2	CH4	N2O	CO2e
Category	tons/yr										MT/yr					
Hauling	0.0000	0.0000	0.0000	0.0000	0.0000	0.0000	0.0000	0.0000	0.0000	0.0000	0.0000	0.0000	0.0000	0.0000	0.0000	0.0000
Vendor	0.0000	0.0000	0.0000	0.0000	0.0000	0.0000	0.0000	0.0000	0.0000	0.0000	0.0000	0.0000	0.0000	0.0000	0.0000	0.0000
Worker	4.2300e-003	2.9600e-003	0.0315	1.0000e-004	0.0115	7.0000e-005	0.0116	3.0600e-003	7.0000e-005	3.1200e-003	0.0000	8.8639	8.8639	2.1000e-004	0.0000	8.8693
Total	4.2300e-003	2.9600e-003	0.0315	1.0000e-004	0.0115	7.0000e-005	0.0116	3.0600e-003	7.0000e-005	3.1200e-003	0.0000	8.8639	8.8639	2.1000e-004	0.0000	8.8693

Mitigated Construction On-Site

	ROG	NOx	CO	SO2	Fugitive PM10	Exhaust PM10	PM10 Total	Fugitive PM2.5	Exhaust PM2.5	PM2.5 Total	Bio- CO2	NBio- CO2	Total CO2	CH4	N2O	CO2e
Category	tons/yr										MT/yr					
Fugitive Dust					0.2391	0.0000	0.2391	0.0803	0.0000	0.0803	0.0000	0.0000	0.0000	0.0000	0.0000	0.0000
Off-Road	0.0461	0.1999	1.8579	3.7500e-003		6.1500e-003	6.1500e-003		6.1500e-003	6.1500e-003	0.0000	329.8117	329.8117	0.1067	0.0000	332.4784
Total	0.0461	0.1999	1.8579	3.7500e-003	0.2391	6.1500e-003	0.2453	0.0803	6.1500e-003	0.0864	0.0000	329.8117	329.8117	0.1067	0.0000	332.4784

Merrill Commerce Center (Phase B Construction - Mitigated) - San Bernardino-South Coast County, Annual

3.4 Grading - 2023**Mitigated Construction Off-Site**

	ROG	NOx	CO	SO2	Fugitive PM10	Exhaust PM10	PM10 Total	Fugitive PM2.5	Exhaust PM2.5	PM2.5 Total	Bio- CO2	NBio- CO2	Total CO2	CH4	N2O	CO2e
Category	tons/yr										MT/yr					
Hauling	0.0000	0.0000	0.0000	0.0000	0.0000	0.0000	0.0000	0.0000	0.0000	0.0000	0.0000	0.0000	0.0000	0.0000	0.0000	0.0000
Vendor	0.0000	0.0000	0.0000	0.0000	0.0000	0.0000	0.0000	0.0000	0.0000	0.0000	0.0000	0.0000	0.0000	0.0000	0.0000	0.0000
Worker	4.2300e-003	2.9600e-003	0.0315	1.0000e-004	0.0115	7.0000e-005	0.0116	3.0600e-003	7.0000e-005	3.1200e-003	0.0000	8.8639	8.8639	2.1000e-004	0.0000	8.8693
Total	4.2300e-003	2.9600e-003	0.0315	1.0000e-004	0.0115	7.0000e-005	0.0116	3.0600e-003	7.0000e-005	3.1200e-003	0.0000	8.8639	8.8639	2.1000e-004	0.0000	8.8693

3.4 Grading - 2024**Unmitigated Construction On-Site**

	ROG	NOx	CO	SO2	Fugitive PM10	Exhaust PM10	PM10 Total	Fugitive PM2.5	Exhaust PM2.5	PM2.5 Total	Bio- CO2	NBio- CO2	Total CO2	CH4	N2O	CO2e
Category	tons/yr										MT/yr					
Fugitive Dust					0.4023	0.0000	0.4023	0.0900	0.0000	0.0900	0.0000	0.0000	0.0000	0.0000	0.0000	0.0000
Off-Road	0.0661	0.6821	0.4840	1.2500e-003		0.0275	0.0275		0.0253	0.0253	0.0000	109.9159	109.9159	0.0356	0.0000	110.8046
Total	0.0661	0.6821	0.4840	1.2500e-003	0.4023	0.0275	0.4298	0.0900	0.0253	0.1153	0.0000	109.9159	109.9159	0.0356	0.0000	110.8046

Merrill Commerce Center (Phase B Construction - Mitigated) - San Bernardino-South Coast County, Annual

3.4 Grading - 2024**Unmitigated Construction Off-Site**

	ROG	NOx	CO	SO2	Fugitive PM10	Exhaust PM10	PM10 Total	Fugitive PM2.5	Exhaust PM2.5	PM2.5 Total	Bio- CO2	NBio- CO2	Total CO2	CH4	N2O	CO2e
Category	tons/yr										MT/yr					
Hauling	0.0000	0.0000	0.0000	0.0000	0.0000	0.0000	0.0000	0.0000	0.0000	0.0000	0.0000	0.0000	0.0000	0.0000	0.0000	0.0000
Vendor	0.0000	0.0000	0.0000	0.0000	0.0000	0.0000	0.0000	0.0000	0.0000	0.0000	0.0000	0.0000	0.0000	0.0000	0.0000	0.0000
Worker	1.3300e-003	8.9000e-004	9.7600e-003	3.0000e-005	3.8400e-003	2.0000e-005	3.8600e-003	1.0200e-003	2.0000e-005	1.0400e-003	0.0000	2.8588	2.8588	7.0000e-005	0.0000	2.8604
Total	1.3300e-003	8.9000e-004	9.7600e-003	3.0000e-005	3.8400e-003	2.0000e-005	3.8600e-003	1.0200e-003	2.0000e-005	1.0400e-003	0.0000	2.8588	2.8588	7.0000e-005	0.0000	2.8604

Mitigated Construction On-Site

	ROG	NOx	CO	SO2	Fugitive PM10	Exhaust PM10	PM10 Total	Fugitive PM2.5	Exhaust PM2.5	PM2.5 Total	Bio- CO2	NBio- CO2	Total CO2	CH4	N2O	CO2e
Category	tons/yr										MT/yr					
Fugitive Dust					0.1569	0.0000	0.1569	0.0351	0.0000	0.0351	0.0000	0.0000	0.0000	0.0000	0.0000	0.0000
Off-Road	0.0154	0.0666	0.6193	1.2500e-003		2.0500e-003	2.0500e-003		2.0500e-003	2.0500e-003	0.0000	109.9158	109.9158	0.0356	0.0000	110.8045
Total	0.0154	0.0666	0.6193	1.2500e-003	0.1569	2.0500e-003	0.1590	0.0351	2.0500e-003	0.0372	0.0000	109.9158	109.9158	0.0356	0.0000	110.8045

Merrill Commerce Center (Phase B Construction - Mitigated) - San Bernardino-South Coast County, Annual

3.4 Grading - 2024**Mitigated Construction Off-Site**

	ROG	NOx	CO	SO2	Fugitive PM10	Exhaust PM10	PM10 Total	Fugitive PM2.5	Exhaust PM2.5	PM2.5 Total	Bio- CO2	NBio- CO2	Total CO2	CH4	N2O	CO2e
Category	tons/yr										MT/yr					
Hauling	0.0000	0.0000	0.0000	0.0000	0.0000	0.0000	0.0000	0.0000	0.0000	0.0000	0.0000	0.0000	0.0000	0.0000	0.0000	0.0000
Vendor	0.0000	0.0000	0.0000	0.0000	0.0000	0.0000	0.0000	0.0000	0.0000	0.0000	0.0000	0.0000	0.0000	0.0000	0.0000	0.0000
Worker	1.3300e-003	8.9000e-004	9.7600e-003	3.0000e-005	3.8400e-003	2.0000e-005	3.8600e-003	1.0200e-003	2.0000e-005	1.0400e-003	0.0000	2.8588	2.8588	7.0000e-005	0.0000	2.8604
Total	1.3300e-003	8.9000e-004	9.7600e-003	3.0000e-005	3.8400e-003	2.0000e-005	3.8600e-003	1.0200e-003	2.0000e-005	1.0400e-003	0.0000	2.8588	2.8588	7.0000e-005	0.0000	2.8604

3.5 Building Construction - 2024**Unmitigated Construction On-Site**

	ROG	NOx	CO	SO2	Fugitive PM10	Exhaust PM10	PM10 Total	Fugitive PM2.5	Exhaust PM2.5	PM2.5 Total	Bio- CO2	NBio- CO2	Total CO2	CH4	N2O	CO2e
Category	tons/yr										MT/yr					
Off-Road	0.2732	2.7608	1.9440	4.8800e-003		0.1146	0.1146		0.1069	0.1069	0.0000	423.1227	423.1227	0.1140	0.0000	425.9718
Total	0.2732	2.7608	1.9440	4.8800e-003		0.1146	0.1146		0.1069	0.1069	0.0000	423.1227	423.1227	0.1140	0.0000	425.9718

Merrill Commerce Center (Phase B Construction - Mitigated) - San Bernardino-South Coast County, Annual

3.5 Building Construction - 2024**Unmitigated Construction Off-Site**

	ROG	NOx	CO	SO2	Fugitive PM10	Exhaust PM10	PM10 Total	Fugitive PM2.5	Exhaust PM2.5	PM2.5 Total	Bio- CO2	NBio- CO2	Total CO2	CH4	N2O	CO2e
Category	tons/yr										MT/yr					
Hauling	0.0000	0.0000	0.0000	0.0000	0.0000	0.0000	0.0000	0.0000	0.0000	0.0000	0.0000	0.0000	0.0000	0.0000	0.0000	0.0000
Vendor	0.1899	7.3743	1.5714	0.0264	0.6512	7.1400e-003	0.6583	0.1879	6.8200e-003	0.1948	0.0000	2,527.3186	2,527.3186	0.1371	0.0000	2,530.7461
Worker	1.0053	0.6748	7.3796	0.0239	2.9022	0.0177	2.9199	0.7708	0.0163	0.7871	0.0000	2,161.9113	2,161.9113	0.0494	0.0000	2,163.1468
Total	1.1952	8.0491	8.9510	0.0503	3.5533	0.0249	3.5781	0.9587	0.0231	0.9818	0.0000	4,689.2298	4,689.2298	0.1865	0.0000	4,693.8929

Mitigated Construction On-Site

	ROG	NOx	CO	SO2	Fugitive PM10	Exhaust PM10	PM10 Total	Fugitive PM2.5	Exhaust PM2.5	PM2.5 Total	Bio- CO2	NBio- CO2	Total CO2	CH4	N2O	CO2e
Category	tons/yr										MT/yr					
Off-Road	0.0598	0.3513	2.5252	4.8800e-003		7.6300e-003	7.6300e-003		7.6300e-003	7.6300e-003	0.0000	423.1222	423.1222	0.1140	0.0000	425.9713
Total	0.0598	0.3513	2.5252	4.8800e-003		7.6300e-003	7.6300e-003		7.6300e-003	7.6300e-003	0.0000	423.1222	423.1222	0.1140	0.0000	425.9713

Merrill Commerce Center (Phase B Construction - Mitigated) - San Bernardino-South Coast County, Annual

3.5 Building Construction - 2024**Mitigated Construction Off-Site**

	ROG	NOx	CO	SO2	Fugitive PM10	Exhaust PM10	PM10 Total	Fugitive PM2.5	Exhaust PM2.5	PM2.5 Total	Bio- CO2	NBio- CO2	Total CO2	CH4	N2O	CO2e
Category	tons/yr										MT/yr					
Hauling	0.0000	0.0000	0.0000	0.0000	0.0000	0.0000	0.0000	0.0000	0.0000	0.0000	0.0000	0.0000	0.0000	0.0000	0.0000	0.0000
Vendor	0.1899	7.3743	1.5714	0.0264	0.6512	7.1400e-003	0.6583	0.1879	6.8200e-003	0.1948	0.0000	2,527.3186	2,527.3186	0.1371	0.0000	2,530.7461
Worker	1.0053	0.6748	7.3796	0.0239	2.9022	0.0177	2.9199	0.7708	0.0163	0.7871	0.0000	2,161.9113	2,161.9113	0.0494	0.0000	2,163.1468
Total	1.1952	8.0491	8.9510	0.0503	3.5533	0.0249	3.5781	0.9587	0.0231	0.9818	0.0000	4,689.2298	4,689.2298	0.1865	0.0000	4,693.8929

3.5 Building Construction - 2025**Unmitigated Construction On-Site**

	ROG	NOx	CO	SO2	Fugitive PM10	Exhaust PM10	PM10 Total	Fugitive PM2.5	Exhaust PM2.5	PM2.5 Total	Bio- CO2	NBio- CO2	Total CO2	CH4	N2O	CO2e
Category	tons/yr										MT/yr					
Off-Road	0.2813	2.7392	2.1621	5.5500e-003		0.1117	0.1117		0.1042	0.1042	0.0000	480.7739	480.7739	0.1291	0.0000	484.0004
Total	0.2813	2.7392	2.1621	5.5500e-003		0.1117	0.1117		0.1042	0.1042	0.0000	480.7739	480.7739	0.1291	0.0000	484.0004

Merrill Commerce Center (Phase B Construction - Mitigated) - San Bernardino-South Coast County, Annual

3.5 Building Construction - 2025**Unmitigated Construction Off-Site**

	ROG	NOx	CO	SO2	Fugitive PM10	Exhaust PM10	PM10 Total	Fugitive PM2.5	Exhaust PM2.5	PM2.5 Total	Bio- CO2	NBio- CO2	Total CO2	CH4	N2O	CO2e
Category	tons/yr										MT/yr					
Hauling	0.0000	0.0000	0.0000	0.0000	0.0000	0.0000	0.0000	0.0000	0.0000	0.0000	0.0000	0.0000	0.0000	0.0000	0.0000	0.0000
Vendor	0.2102	8.3249	1.7152	0.0298	0.7401	8.0000e-003	0.7481	0.2136	7.6500e-003	0.2212	0.0000	2,855.8679	2,855.8679	0.1550	0.0000	2,859.7434
Worker	1.0790	0.6969	7.7483	0.0261	3.2985	0.0197	3.3182	0.8760	0.0181	0.8942	0.0000	2,359.5776	2,359.5776	0.0508	0.0000	2,360.8470
Total	1.2891	9.0218	9.4635	0.0559	4.0386	0.0277	4.0663	1.0896	0.0258	1.1154	0.0000	5,215.4455	5,215.4455	0.2058	0.0000	5,220.5905

Mitigated Construction On-Site

	ROG	NOx	CO	SO2	Fugitive PM10	Exhaust PM10	PM10 Total	Fugitive PM2.5	Exhaust PM2.5	PM2.5 Total	Bio- CO2	NBio- CO2	Total CO2	CH4	N2O	CO2e
Category	tons/yr										MT/yr					
Off-Road	0.0679	0.3993	2.8701	5.5500e-003		8.6800e-003	8.6800e-003		8.6800e-003	8.6800e-003	0.0000	480.7733	480.7733	0.1291	0.0000	483.9998
Total	0.0679	0.3993	2.8701	5.5500e-003		8.6800e-003	8.6800e-003		8.6800e-003	8.6800e-003	0.0000	480.7733	480.7733	0.1291	0.0000	483.9998

Merrill Commerce Center (Phase B Construction - Mitigated) - San Bernardino-South Coast County, Annual

3.5 Building Construction - 2025**Mitigated Construction Off-Site**

	ROG	NOx	CO	SO2	Fugitive PM10	Exhaust PM10	PM10 Total	Fugitive PM2.5	Exhaust PM2.5	PM2.5 Total	Bio- CO2	NBio- CO2	Total CO2	CH4	N2O	CO2e
Category	tons/yr										MT/yr					
Hauling	0.0000	0.0000	0.0000	0.0000	0.0000	0.0000	0.0000	0.0000	0.0000	0.0000	0.0000	0.0000	0.0000	0.0000	0.0000	0.0000
Vendor	0.2102	8.3249	1.7152	0.0298	0.7401	8.0000e-003	0.7481	0.2136	7.6500e-003	0.2212	0.0000	2,855.8679	2,855.8679	0.1550	0.0000	2,859.7434
Worker	1.0790	0.6969	7.7483	0.0261	3.2985	0.0197	3.3182	0.8760	0.0181	0.8942	0.0000	2,359.5776	2,359.5776	0.0508	0.0000	2,360.8470
Total	1.2891	9.0218	9.4635	0.0559	4.0386	0.0277	4.0663	1.0896	0.0258	1.1154	0.0000	5,215.4455	5,215.4455	0.2058	0.0000	5,220.5905

3.6 Paving - 2024**Unmitigated Construction On-Site**

	ROG	NOx	CO	SO2	Fugitive PM10	Exhaust PM10	PM10 Total	Fugitive PM2.5	Exhaust PM2.5	PM2.5 Total	Bio- CO2	NBio- CO2	Total CO2	CH4	N2O	CO2e
Category	tons/yr										MT/yr					
Off-Road	0.0356	0.3429	0.5265	8.2000e-004		0.0169	0.0169		0.0155	0.0155	0.0000	72.0955	72.0955	0.0233	0.0000	72.6784
Paving	4.7100e-003					0.0000	0.0000		0.0000	0.0000	0.0000	0.0000	0.0000	0.0000	0.0000	0.0000
Total	0.0403	0.3429	0.5265	8.2000e-004		0.0169	0.0169		0.0155	0.0155	0.0000	72.0955	72.0955	0.0233	0.0000	72.6784

Merrill Commerce Center (Phase B Construction - Mitigated) - San Bernardino-South Coast County, Annual

3.6 Paving - 2024**Unmitigated Construction Off-Site**

	ROG	NOx	CO	SO2	Fugitive PM10	Exhaust PM10	PM10 Total	Fugitive PM2.5	Exhaust PM2.5	PM2.5 Total	Bio- CO2	NBio- CO2	Total CO2	CH4	N2O	CO2e
Category	tons/yr										MT/yr					
Hauling	0.0000	0.0000	0.0000	0.0000	0.0000	0.0000	0.0000	0.0000	0.0000	0.0000	0.0000	0.0000	0.0000	0.0000	0.0000	0.0000
Vendor	0.0000	0.0000	0.0000	0.0000	0.0000	0.0000	0.0000	0.0000	0.0000	0.0000	0.0000	0.0000	0.0000	0.0000	0.0000	0.0000
Worker	2.0500e-003	1.3800e-003	0.0151	5.0000e-005	5.9200e-003	4.0000e-005	5.9600e-003	1.5700e-003	3.0000e-005	1.6100e-003	0.0000	4.4107	4.4107	1.0000e-004	0.0000	4.4132
Total	2.0500e-003	1.3800e-003	0.0151	5.0000e-005	5.9200e-003	4.0000e-005	5.9600e-003	1.5700e-003	3.0000e-005	1.6100e-003	0.0000	4.4107	4.4107	1.0000e-004	0.0000	4.4132

Mitigated Construction On-Site

	ROG	NOx	CO	SO2	Fugitive PM10	Exhaust PM10	PM10 Total	Fugitive PM2.5	Exhaust PM2.5	PM2.5 Total	Bio- CO2	NBio- CO2	Total CO2	CH4	N2O	CO2e
Category	tons/yr										MT/yr					
Off-Road	0.0101	0.0438	0.6226	8.2000e-004		1.3500e-003	1.3500e-003		1.3500e-003	1.3500e-003	0.0000	72.0954	72.0954	0.0233	0.0000	72.6784
Paving	4.7100e-003					0.0000	0.0000		0.0000	0.0000	0.0000	0.0000	0.0000	0.0000	0.0000	0.0000
Total	0.0148	0.0438	0.6226	8.2000e-004		1.3500e-003	1.3500e-003		1.3500e-003	1.3500e-003	0.0000	72.0954	72.0954	0.0233	0.0000	72.6784

Merrill Commerce Center (Phase B Construction - Mitigated) - San Bernardino-South Coast County, Annual

3.6 Paving - 2024**Mitigated Construction Off-Site**

	ROG	NOx	CO	SO2	Fugitive PM10	Exhaust PM10	PM10 Total	Fugitive PM2.5	Exhaust PM2.5	PM2.5 Total	Bio- CO2	NBio- CO2	Total CO2	CH4	N2O	CO2e
Category	tons/yr										MT/yr					
Hauling	0.0000	0.0000	0.0000	0.0000	0.0000	0.0000	0.0000	0.0000	0.0000	0.0000	0.0000	0.0000	0.0000	0.0000	0.0000	0.0000
Vendor	0.0000	0.0000	0.0000	0.0000	0.0000	0.0000	0.0000	0.0000	0.0000	0.0000	0.0000	0.0000	0.0000	0.0000	0.0000	0.0000
Worker	2.0500e-003	1.3800e-003	0.0151	5.0000e-005	5.9200e-003	4.0000e-005	5.9600e-003	1.5700e-003	3.0000e-005	1.6100e-003	0.0000	4.4107	4.4107	1.0000e-004	0.0000	4.4132
Total	2.0500e-003	1.3800e-003	0.0151	5.0000e-005	5.9200e-003	4.0000e-005	5.9600e-003	1.5700e-003	3.0000e-005	1.6100e-003	0.0000	4.4107	4.4107	1.0000e-004	0.0000	4.4132

3.6 Paving - 2025**Unmitigated Construction On-Site**

	ROG	NOx	CO	SO2	Fugitive PM10	Exhaust PM10	PM10 Total	Fugitive PM2.5	Exhaust PM2.5	PM2.5 Total	Bio- CO2	NBio- CO2	Total CO2	CH4	N2O	CO2e
Category	tons/yr										MT/yr					
Off-Road	0.1181	1.1070	1.8806	2.9400e-003		0.0540	0.0540		0.0497	0.0497	0.0000	258.2484	258.2484	0.0835	0.0000	260.3365
Paving	0.0169					0.0000	0.0000		0.0000	0.0000	0.0000	0.0000	0.0000	0.0000	0.0000	0.0000
Total	0.1349	1.1070	1.8806	2.9400e-003		0.0540	0.0540		0.0497	0.0497	0.0000	258.2484	258.2484	0.0835	0.0000	260.3365

Merrill Commerce Center (Phase B Construction - Mitigated) - San Bernardino-South Coast County, Annual

3.6 Paving - 2025**Unmitigated Construction Off-Site**

	ROG	NOx	CO	SO2	Fugitive PM10	Exhaust PM10	PM10 Total	Fugitive PM2.5	Exhaust PM2.5	PM2.5 Total	Bio- CO2	NBio- CO2	Total CO2	CH4	N2O	CO2e
Category	tons/yr										MT/yr					
Hauling	0.0000	0.0000	0.0000	0.0000	0.0000	0.0000	0.0000	0.0000	0.0000	0.0000	0.0000	0.0000	0.0000	0.0000	0.0000	0.0000
Vendor	0.0000	0.0000	0.0000	0.0000	0.0000	0.0000	0.0000	0.0000	0.0000	0.0000	0.0000	0.0000	0.0000	0.0000	0.0000	0.0000
Worker	6.9400e-003	4.4800e-003	0.0498	1.7000e-004	0.0212	1.3000e-004	0.0213	5.6300e-003	1.2000e-004	5.7500e-003	0.0000	15.1774	15.1774	3.3000e-004	0.0000	15.1856
Total	6.9400e-003	4.4800e-003	0.0498	1.7000e-004	0.0212	1.3000e-004	0.0213	5.6300e-003	1.2000e-004	5.7500e-003	0.0000	15.1774	15.1774	3.3000e-004	0.0000	15.1856

Mitigated Construction On-Site

	ROG	NOx	CO	SO2	Fugitive PM10	Exhaust PM10	PM10 Total	Fugitive PM2.5	Exhaust PM2.5	PM2.5 Total	Bio- CO2	NBio- CO2	Total CO2	CH4	N2O	CO2e
Category	tons/yr										MT/yr					
Off-Road	0.0362	0.1568	2.2311	2.9400e-003		4.8200e-003	4.8200e-003		4.8200e-003	4.8200e-003	0.0000	258.2481	258.2481	0.0835	0.0000	260.3362
Paving	0.0169					0.0000	0.0000		0.0000	0.0000	0.0000	0.0000	0.0000	0.0000	0.0000	0.0000
Total	0.0531	0.1568	2.2311	2.9400e-003		4.8200e-003	4.8200e-003		4.8200e-003	4.8200e-003	0.0000	258.2481	258.2481	0.0835	0.0000	260.3362

Merrill Commerce Center (Phase B Construction - Mitigated) - San Bernardino-South Coast County, Annual

3.6 Paving - 2025**Mitigated Construction Off-Site**

	ROG	NOx	CO	SO2	Fugitive PM10	Exhaust PM10	PM10 Total	Fugitive PM2.5	Exhaust PM2.5	PM2.5 Total	Bio- CO2	NBio- CO2	Total CO2	CH4	N2O	CO2e
Category	tons/yr										MT/yr					
Hauling	0.0000	0.0000	0.0000	0.0000	0.0000	0.0000	0.0000	0.0000	0.0000	0.0000	0.0000	0.0000	0.0000	0.0000	0.0000	0.0000
Vendor	0.0000	0.0000	0.0000	0.0000	0.0000	0.0000	0.0000	0.0000	0.0000	0.0000	0.0000	0.0000	0.0000	0.0000	0.0000	0.0000
Worker	6.9400e-003	4.4800e-003	0.0498	1.7000e-004	0.0212	1.3000e-004	0.0213	5.6300e-003	1.2000e-004	5.7500e-003	0.0000	15.1774	15.1774	3.3000e-004	0.0000	15.1856
Total	6.9400e-003	4.4800e-003	0.0498	1.7000e-004	0.0212	1.3000e-004	0.0213	5.6300e-003	1.2000e-004	5.7500e-003	0.0000	15.1774	15.1774	3.3000e-004	0.0000	15.1856

3.7 Architectural Coating - 2024**Unmitigated Construction On-Site**

	ROG	NOx	CO	SO2	Fugitive PM10	Exhaust PM10	PM10 Total	Fugitive PM2.5	Exhaust PM2.5	PM2.5 Total	Bio- CO2	NBio- CO2	Total CO2	CH4	N2O	CO2e
Category	tons/yr										MT/yr					
Archit. Coating	0.4910					0.0000	0.0000		0.0000	0.0000	0.0000	0.0000	0.0000	0.0000	0.0000	0.0000
Off-Road	8.6800e-003	0.0585	0.0869	1.4000e-004		2.9200e-003	2.9200e-003		2.9200e-003	2.9200e-003	0.0000	12.2556	12.2556	6.9000e-004	0.0000	12.2729
Total	0.4997	0.0585	0.0869	1.4000e-004		2.9200e-003	2.9200e-003		2.9200e-003	2.9200e-003	0.0000	12.2556	12.2556	6.9000e-004	0.0000	12.2729

Merrill Commerce Center (Phase B Construction - Mitigated) - San Bernardino-South Coast County, Annual

3.7 Architectural Coating - 2024**Unmitigated Construction Off-Site**

	ROG	NOx	CO	SO2	Fugitive PM10	Exhaust PM10	PM10 Total	Fugitive PM2.5	Exhaust PM2.5	PM2.5 Total	Bio- CO2	NBio- CO2	Total CO2	CH4	N2O	CO2e
Category	tons/yr										MT/yr					
Hauling	0.0000	0.0000	0.0000	0.0000	0.0000	0.0000	0.0000	0.0000	0.0000	0.0000	0.0000	0.0000	0.0000	0.0000	0.0000	0.0000
Vendor	0.0000	0.0000	0.0000	0.0000	0.0000	0.0000	0.0000	0.0000	0.0000	0.0000	0.0000	0.0000	0.0000	0.0000	0.0000	0.0000
Worker	0.0637	0.0428	0.4677	1.5200e-003	0.1839	1.1200e-003	0.1851	0.0489	1.0300e-003	0.0499	0.0000	137.0257	137.0257	3.1300e-003	0.0000	137.1040
Total	0.0637	0.0428	0.4677	1.5200e-003	0.1839	1.1200e-003	0.1851	0.0489	1.0300e-003	0.0499	0.0000	137.0257	137.0257	3.1300e-003	0.0000	137.1040

Mitigated Construction On-Site

	ROG	NOx	CO	SO2	Fugitive PM10	Exhaust PM10	PM10 Total	Fugitive PM2.5	Exhaust PM2.5	PM2.5 Total	Bio- CO2	NBio- CO2	Total CO2	CH4	N2O	CO2e
Category	tons/yr										MT/yr					
Archit. Coating	0.4910					0.0000	0.0000		0.0000	0.0000	0.0000	0.0000	0.0000	0.0000	0.0000	0.0000
Off-Road	1.4300e-003	6.1800e-003	0.0880	1.4000e-004		1.9000e-004	1.9000e-004		1.9000e-004	1.9000e-004	0.0000	12.2556	12.2556	6.9000e-004	0.0000	12.2729
Total	0.4925	6.1800e-003	0.0880	1.4000e-004		1.9000e-004	1.9000e-004		1.9000e-004	1.9000e-004	0.0000	12.2556	12.2556	6.9000e-004	0.0000	12.2729

Merrill Commerce Center (Phase B Construction - Mitigated) - San Bernardino-South Coast County, Annual

3.7 Architectural Coating - 2024**Mitigated Construction Off-Site**

	ROG	NOx	CO	SO2	Fugitive PM10	Exhaust PM10	PM10 Total	Fugitive PM2.5	Exhaust PM2.5	PM2.5 Total	Bio- CO2	NBio- CO2	Total CO2	CH4	N2O	CO2e
Category	tons/yr										MT/yr					
Hauling	0.0000	0.0000	0.0000	0.0000	0.0000	0.0000	0.0000	0.0000	0.0000	0.0000	0.0000	0.0000	0.0000	0.0000	0.0000	0.0000
Vendor	0.0000	0.0000	0.0000	0.0000	0.0000	0.0000	0.0000	0.0000	0.0000	0.0000	0.0000	0.0000	0.0000	0.0000	0.0000	0.0000
Worker	0.0637	0.0428	0.4677	1.5200e-003	0.1839	1.1200e-003	0.1851	0.0489	1.0300e-003	0.0499	0.0000	137.0257	137.0257	3.1300e-003	0.0000	137.1040
Total	0.0637	0.0428	0.4677	1.5200e-003	0.1839	1.1200e-003	0.1851	0.0489	1.0300e-003	0.0499	0.0000	137.0257	137.0257	3.1300e-003	0.0000	137.1040

3.7 Architectural Coating - 2025**Unmitigated Construction On-Site**

	ROG	NOx	CO	SO2	Fugitive PM10	Exhaust PM10	PM10 Total	Fugitive PM2.5	Exhaust PM2.5	PM2.5 Total	Bio- CO2	NBio- CO2	Total CO2	CH4	N2O	CO2e
Category	tons/yr										MT/yr					
Archit. Coating	1.7595					0.0000	0.0000		0.0000	0.0000	0.0000	0.0000	0.0000	0.0000	0.0000	0.0000
Off-Road	0.0294	0.1970	0.3112	5.1000e-004		8.8600e-003	8.8600e-003		8.8600e-003	8.8600e-003	0.0000	43.9160	43.9160	2.4000e-003	0.0000	43.9759
Total	1.7889	0.1970	0.3112	5.1000e-004		8.8600e-003	8.8600e-003		8.8600e-003	8.8600e-003	0.0000	43.9160	43.9160	2.4000e-003	0.0000	43.9759

Merrill Commerce Center (Phase B Construction - Mitigated) - San Bernardino-South Coast County, Annual

3.7 Architectural Coating - 2025**Unmitigated Construction Off-Site**

	ROG	NOx	CO	SO2	Fugitive PM10	Exhaust PM10	PM10 Total	Fugitive PM2.5	Exhaust PM2.5	PM2.5 Total	Bio- CO2	NBio- CO2	Total CO2	CH4	N2O	CO2e
Category	tons/yr										MT/yr					
Hauling	0.0000	0.0000	0.0000	0.0000	0.0000	0.0000	0.0000	0.0000	0.0000	0.0000	0.0000	0.0000	0.0000	0.0000	0.0000	0.0000
Vendor	0.0000	0.0000	0.0000	0.0000	0.0000	0.0000	0.0000	0.0000	0.0000	0.0000	0.0000	0.0000	0.0000	0.0000	0.0000	0.0000
Worker	0.2156	0.1393	1.5483	5.2100e-003	0.6591	3.9400e-003	0.6631	0.1751	3.6300e-003	0.1787	0.0000	471.5108	471.5108	0.0102	0.0000	471.7645
Total	0.2156	0.1393	1.5483	5.2100e-003	0.6591	3.9400e-003	0.6631	0.1751	3.6300e-003	0.1787	0.0000	471.5108	471.5108	0.0102	0.0000	471.7645

Mitigated Construction On-Site

	ROG	NOx	CO	SO2	Fugitive PM10	Exhaust PM10	PM10 Total	Fugitive PM2.5	Exhaust PM2.5	PM2.5 Total	Bio- CO2	NBio- CO2	Total CO2	CH4	N2O	CO2e
Category	tons/yr										MT/yr					
Archit. Coating	1.7595					0.0000	0.0000		0.0000	0.0000	0.0000	0.0000	0.0000	0.0000	0.0000	0.0000
Off-Road	5.1100e-003	0.0222	0.3152	5.1000e-004		6.8000e-004	6.8000e-004		6.8000e-004	6.8000e-004	0.0000	43.9159	43.9159	2.4000e-003	0.0000	43.9758
Total	1.7646	0.0222	0.3152	5.1000e-004		6.8000e-004	6.8000e-004		6.8000e-004	6.8000e-004	0.0000	43.9159	43.9159	2.4000e-003	0.0000	43.9758

Merrill Commerce Center (Phase B Construction - Mitigated) - San Bernardino-South Coast County, Annual

3.7 Architectural Coating - 2025**Mitigated Construction Off-Site**

	ROG	NOx	CO	SO2	Fugitive PM10	Exhaust PM10	PM10 Total	Fugitive PM2.5	Exhaust PM2.5	PM2.5 Total	Bio- CO2	NBio- CO2	Total CO2	CH4	N2O	CO2e
Category	tons/yr										MT/yr					
Hauling	0.0000	0.0000	0.0000	0.0000	0.0000	0.0000	0.0000	0.0000	0.0000	0.0000	0.0000	0.0000	0.0000	0.0000	0.0000	0.0000
Vendor	0.0000	0.0000	0.0000	0.0000	0.0000	0.0000	0.0000	0.0000	0.0000	0.0000	0.0000	0.0000	0.0000	0.0000	0.0000	0.0000
Worker	0.2156	0.1393	1.5483	5.2100e-003	0.6591	3.9400e-003	0.6631	0.1751	3.6300e-003	0.1787	0.0000	471.5108	471.5108	0.0102	0.0000	471.7645
Total	0.2156	0.1393	1.5483	5.2100e-003	0.6591	3.9400e-003	0.6631	0.1751	3.6300e-003	0.1787	0.0000	471.5108	471.5108	0.0102	0.0000	471.7645

4.0 Operational Detail - Mobile**4.1 Mitigation Measures Mobile**

Merrill Commerce Center (Phase B Construction - Mitigated) - San Bernardino-South Coast County, Annual

	ROG	NOx	CO	SO2	Fugitive PM10	Exhaust PM10	PM10 Total	Fugitive PM2.5	Exhaust PM2.5	PM2.5 Total	Bio- CO2	NBio- CO2	Total CO2	CH4	N2O	CO2e
Category	tons/yr										MT/yr					
Mitigated	0.0000	0.0000	0.0000	0.0000	0.0000	0.0000	0.0000	0.0000	0.0000	0.0000	0.0000	0.0000	0.0000	0.0000	0.0000	0.0000
Unmitigated	0.0000	0.0000	0.0000	0.0000	0.0000	0.0000	0.0000	0.0000	0.0000	0.0000	0.0000	0.0000	0.0000	0.0000	0.0000	0.0000

4.2 Trip Summary Information

Land Use	Average Daily Trip Rate			Unmitigated	Mitigated
	Weekday	Saturday	Sunday	Annual VMT	Annual VMT
Other Asphalt Surfaces	0.00	0.00	0.00		
Warehouse-No Rail	0.00	0.00	0.00		
Total	0.00	0.00	0.00		

4.3 Trip Type Information

Land Use	Miles			Trip %			Trip Purpose %		
	H-W or C-W	H-S or C-C	H-O or C-NW	H-W or C-W	H-S or C-C	H-O or C-NW	Primary	Diverted	Pass-by
Other Asphalt Surfaces	0.00	0.00	0.00	0.00	0.00	0.00	0	0	0
Warehouse-No Rail	0.00	0.00	0.00	0.00	0.00	0.00	0	0	0

4.4 Fleet Mix

Land Use	LDA	LDT1	LDT2	MDV	LHD1	LHD2	MHD	HHD	OBUS	UBUS	MCY	SBUS	MH
Other Asphalt Surfaces	0.561207	0.034889	0.182561	0.109119	0.013494	0.004661	0.018668	0.065354	0.001366	0.001451	0.005650	0.000795	0.000784
Warehouse-No Rail	0.561207	0.034889	0.182561	0.109119	0.013494	0.004661	0.018668	0.065354	0.001366	0.001451	0.005650	0.000795	0.000784

Merrill Commerce Center (Phase B Construction - Mitigated) - San Bernardino-South Coast County, Annual

5.0 Energy Detail

Historical Energy Use: N

5.1 Mitigation Measures Energy

[illegible]

Merrill Commerce Center (Phase B Construction - Mitigated) - San Bernardino-South Coast County, Annual

5.2 Energy by Land Use - NaturalGas

Unmitigated

[illegible]

Mitigated

[illegible]

Merrill Commerce Center (Phase B Construction - Mitigated) - San Bernardino-South Coast County, Annual

5.3 Energy by Land Use - Electricity**Unmitigated**

	Electricity Use	Total CO2	CH4	N2O	CO2e
Land Use	kWh/yr	MT/yr			
Other Asphalt Surfaces	0	0.0000	0.0000	0.0000	0.0000
Warehouse-No Rail	0	0.0000	0.0000	0.0000	0.0000
Total		0.0000	0.0000	0.0000	0.0000

Mitigated

	Electricity Use	Total CO2	CH4	N2O	CO2e
Land Use	kWh/yr	MT/yr			
Other Asphalt Surfaces	0	0.0000	0.0000	0.0000	0.0000
Warehouse-No Rail	0	0.0000	0.0000	0.0000	0.0000
Total		0.0000	0.0000	0.0000	0.0000

6.0 Area Detail**6.1 Mitigation Measures Area**

Merrill Commerce Center (Phase B Construction - Mitigated) - San Bernardino-South Coast County, Annual

	ROG	NOx	CO	SO2	Fugitive PM10	Exhaust PM10	PM10 Total	Fugitive PM2.5	Exhaust PM2.5	PM2.5 Total	Bio- CO2	NBio- CO2	Total CO2	CH4	N2O	CO2e
Category	tons/yr										MT/yr					
Mitigated	19.7703	5.6000e-004	0.0617	0.0000		2.2000e-004	2.2000e-004		2.2000e-004	2.2000e-004	0.0000	0.1204	0.1204	3.1000e-004	0.0000	0.1282
Unmitigated	19.7703	5.6000e-004	0.0617	0.0000		2.2000e-004	2.2000e-004		2.2000e-004	2.2000e-004	0.0000	0.1204	0.1204	3.1000e-004	0.0000	0.1282

6.2 Area by SubCategory

Unmitigated

	ROG	NOx	CO	SO2	Fugitive PM10	Exhaust PM10	PM10 Total	Fugitive PM2.5	Exhaust PM2.5	PM2.5 Total	Bio- CO2	NBio- CO2	Total CO2	CH4	N2O	CO2e
SubCategory	tons/yr										MT/yr					
Architectural Coating	2.2505					0.0000	0.0000		0.0000	0.0000	0.0000	0.0000	0.0000	0.0000	0.0000	0.0000
Consumer Products	17.5140					0.0000	0.0000		0.0000	0.0000	0.0000	0.0000	0.0000	0.0000	0.0000	0.0000
Landscaping	5.6900e-003	5.6000e-004	0.0617	0.0000		2.2000e-004	2.2000e-004		2.2000e-004	2.2000e-004	0.0000	0.1204	0.1204	3.1000e-004	0.0000	0.1282
Total	19.7703	5.6000e-004	0.0617	0.0000		2.2000e-004	2.2000e-004		2.2000e-004	2.2000e-004	0.0000	0.1204	0.1204	3.1000e-004	0.0000	0.1282

Merrill Commerce Center (Phase B Construction - Mitigated) - San Bernardino-South Coast County, Annual

6.2 Area by SubCategory**Mitigated**

	ROG	NOx	CO	SO2	Fugitive PM10	Exhaust PM10	PM10 Total	Fugitive PM2.5	Exhaust PM2.5	PM2.5 Total	Bio- CO2	NBio- CO2	Total CO2	CH4	N2O	CO2e
SubCategory	tons/yr										MT/yr					
Architectural Coating	2.2505					0.0000	0.0000		0.0000	0.0000	0.0000	0.0000	0.0000	0.0000	0.0000	0.0000
Consumer Products	17.5140					0.0000	0.0000		0.0000	0.0000	0.0000	0.0000	0.0000	0.0000	0.0000	0.0000
Landscaping	5.6900e-003	5.6000e-004	0.0617	0.0000		2.2000e-004	2.2000e-004		2.2000e-004	2.2000e-004	0.0000	0.1204	0.1204	3.1000e-004	0.0000	0.1282
Total	19.7703	5.6000e-004	0.0617	0.0000		2.2000e-004	2.2000e-004		2.2000e-004	2.2000e-004	0.0000	0.1204	0.1204	3.1000e-004	0.0000	0.1282

7.0 Water Detail**7.1 Mitigation Measures Water**

Merrill Commerce Center (Phase B Construction - Mitigated) - San Bernardino-South Coast County, Annual

	Total CO2	CH4	N2O	CO2e
Category	MT/yr			
Mitigated	0.0000	0.0000	0.0000	0.0000
Unmitigated	0.0000	0.0000	0.0000	0.0000

7.2 Water by Land Use

Unmitigated

	Indoor/Outdoor Use	Total CO2	CH4	N2O	CO2e
Land Use	Mgal	MT/yr			
Other Asphalt Surfaces	0 / 0	0.0000	0.0000	0.0000	0.0000
Warehouse-No Rail	0 / 0	0.0000	0.0000	0.0000	0.0000
Total		0.0000	0.0000	0.0000	0.0000

Merrill Commerce Center (Phase B Construction - Mitigated) - San Bernardino-South Coast County, Annual

7.2 Water by Land Use**Mitigated**

	Indoor/Outdoor Use	Total CO2	CH4	N2O	CO2e
Land Use	Mgal	MT/yr			
Other Asphalt Surfaces	0 / 0	0.0000	0.0000	0.0000	0.0000
Warehouse-No Rail	0 / 0	0.0000	0.0000	0.0000	0.0000
Total		0.0000	0.0000	0.0000	0.0000

8.0 Waste Detail**8.1 Mitigation Measures Waste****Category/Year**

	Total CO2	CH4	N2O	CO2e
	MT/yr			
Mitigated	0.0000	0.0000	0.0000	0.0000
Unmitigated	0.0000	0.0000	0.0000	0.0000

Merrill Commerce Center (Phase B Construction - Mitigated) - San Bernardino-South Coast County, Annual

8.2 Waste by Land Use**Unmitigated**

	Waste Disposed	Total CO2	CH4	N2O	CO2e
Land Use	tons	MT/yr			
Other Asphalt Surfaces	0	0.0000	0.0000	0.0000	0.0000
Warehouse-No Rail	0	0.0000	0.0000	0.0000	0.0000
Total		0.0000	0.0000	0.0000	0.0000

Mitigated

	Waste Disposed	Total CO2	CH4	N2O	CO2e
Land Use	tons	MT/yr			
Other Asphalt Surfaces	0	0.0000	0.0000	0.0000	0.0000
Warehouse-No Rail	0	0.0000	0.0000	0.0000	0.0000
Total		0.0000	0.0000	0.0000	0.0000

9.0 Operational Offroad

Equipment Type	Number	Hours/Day	Days/Year	Horse Power	Load Factor	Fuel Type
----------------	--------	-----------	-----------	-------------	-------------	-----------

Merrill Commerce Center (Phase B Construction - Mitigated) - San Bernardino-South Coast County, Annual

10.0 Stationary Equipment

Fire Pumps and Emergency Generators

Equipment Type	Number	Hours/Day	Hours/Year	Horse Power	Load Factor	Fuel Type
----------------	--------	-----------	------------	-------------	-------------	-----------

Boilers

Equipment Type	Number	Heat Input/Day	Heat Input/Year	Boiler Rating	Fuel Type
----------------	--------	----------------	-----------------	---------------	-----------

User Defined Equipment

Equipment Type	Number
----------------	--------

11.0 Vegetation

Merrill Commerce Center (Phase B Construction - Mitigated) - San Bernardino-South Coast County, Summer

Merrill Commerce Center (Phase B Construction - Mitigated)
San Bernardino-South Coast County, Summer

1.0 Project Characteristics

1.1 Land Usage

Land Uses	Size	Metric	Lot Acreage	Floor Surface Area	Population
Warehouse-No Rail	4,834.00	1000sqft	201.80	4,834,000.00	0
Other Asphalt Surfaces	16.47	Acre	16.47	717,433.20	0

1.2 Other Project Characteristics

Urbanization	Urban	Wind Speed (m/s)	2.2	Precipitation Freq (Days)	32
Climate Zone	10			Operational Year	2025
Utility Company	Southern California Edison				
CO2 Intensity (lb/MWhr)	702.44	CH4 Intensity (lb/MWhr)	0.029	N2O Intensity (lb/MWhr)	0.006

1.3 User Entered Comments & Non-Default Data

Merrill Commerce Center (Phase B Construction - Mitigated) - San Bernardino-South Coast County, Summer

Project Characteristics -

Land Use - PA1=58.9 acres; PA2 = 62.1 acres; PA3=30.7 acres; PA6=50.1 acres; ROWD = 16.47 acres (total ROWD is 28.4 acres, the ROWD was split proportionally b/w each Phase)

Construction Phase - Construction Schedule adjusted to meet the 2025 OY.

Off-road Equipment - Hours are based on an 8-hour workday.

Off-road Equipment - Crawler Tractors used in lieu of Tractors/Loaders/Backhoes.

Off-road Equipment - Crawler Tractors used in lieu of Tractors/Loaders/Backhoes.

Off-road Equipment -

Off-road Equipment - Crawler Tractors used in lieu of Tractors/Loaders/Backhoes.

Demolition -

Grading - For purposes of analysis, total acres graded per day is based on the equipment specific grading rates (CalEEMod Appendix A) and the equipment list.

Architectural Coating - The Project shall utilize "Super-Compliant" low VOC paints. Super-Compliant low VOC paints shall be no more than 10g/L of VOC.

Vehicle Trips - Construction Run Only.

Energy Use - Construction Run Only.

Water And Wastewater - Construction Run Only.

Solid Waste - Construction Run Only.

Construction Off-road Equipment Mitigation - All construction equipment shall comply with EPA/CARB Tier 4 emissions standards

Vehicle Emission Factors - EMFAC2017

Vehicle Emission Factors - EMFAC2017

Vehicle Emission Factors - EMFAC2017

Table Name	Column Name	Default Value	New Value
tblArchitecturalCoating	EF_Nonresidential_Exterior	100.00	10.00
tblArchitecturalCoating	EF_Nonresidential_Interior	100.00	10.00
tblArchitecturalCoating	EF_Parking	100.00	10.00
tblConstEquipMitigation	NumberOfEquipmentMitigated	0.00	1.00
tblConstEquipMitigation	NumberOfEquipmentMitigated	0.00	1.00
tblConstEquipMitigation	NumberOfEquipmentMitigated	0.00	1.00

Merrill Commerce Center (Phase B Construction - Mitigated) - San Bernardino-South Coast County, Summer

tblConstEquipMitigation	NumberOfEquipmentMitigated	0.00	9.00
tblConstEquipMitigation	NumberOfEquipmentMitigated	0.00	5.00
tblConstEquipMitigation	NumberOfEquipmentMitigated	0.00	3.00
tblConstEquipMitigation	NumberOfEquipmentMitigated	0.00	1.00
tblConstEquipMitigation	NumberOfEquipmentMitigated	0.00	1.00
tblConstEquipMitigation	NumberOfEquipmentMitigated	0.00	2.00
tblConstEquipMitigation	NumberOfEquipmentMitigated	0.00	2.00
tblConstEquipMitigation	NumberOfEquipmentMitigated	0.00	2.00
tblConstEquipMitigation	NumberOfEquipmentMitigated	0.00	6.00
tblConstEquipMitigation	NumberOfEquipmentMitigated	0.00	2.00
tblConstEquipMitigation	NumberOfEquipmentMitigated	0.00	1.00
tblConstEquipMitigation	Tier	No Change	Tier 4 Final
tblConstEquipMitigation	Tier	No Change	Tier 4 Final
tblConstEquipMitigation	Tier	No Change	Tier 4 Final
tblConstEquipMitigation	Tier	No Change	Tier 4 Final
tblConstEquipMitigation	Tier	No Change	Tier 4 Final
tblConstEquipMitigation	Tier	No Change	Tier 4 Final
tblConstEquipMitigation	Tier	No Change	Tier 4 Final
tblConstEquipMitigation	Tier	No Change	Tier 4 Final
tblConstEquipMitigation	Tier	No Change	Tier 4 Final
tblConstEquipMitigation	Tier	No Change	Tier 4 Final
tblConstEquipMitigation	Tier	No Change	Tier 4 Final
tblConstEquipMitigation	Tier	No Change	Tier 4 Final
tblConstEquipMitigation	Tier	No Change	Tier 4 Final
tblConstEquipMitigation	Tier	No Change	Tier 4 Final
tblConstructionPhase	NumDays	300.00	80.00
tblConstructionPhase	NumDays	180.00	80.00

Merrill Commerce Center (Phase B Construction - Mitigated) - San Bernardino-South Coast County, Summer

tblConstructionPhase	NumDays	465.00	140.00
tblConstructionPhase	NumDays	4,650.00	485.00
tblEnergyUse	LightingElect	1.17	0.00
tblEnergyUse	NT24E	0.82	0.00
tblEnergyUse	NT24NG	0.03	0.00
tblEnergyUse	T24E	0.37	0.00
tblEnergyUse	T24NG	2.00	0.00
tblGrading	AcresOfGrading	490.00	560.00
tblGrading	AcresOfGrading	160.00	280.00
tblLandUse	LotAcreage	110.97	201.80
tblOffRoadEquipment	OffRoadEquipmentUnitAmount	4.00	0.00
tblOffRoadEquipment	OffRoadEquipmentUnitAmount	2.00	0.00
tblOffRoadEquipment	OffRoadEquipmentUnitAmount	3.00	0.00
tblOffRoadEquipment	UsageHours	6.00	8.00
tblOffRoadEquipment	UsageHours	7.00	8.00
tblOffRoadEquipment	UsageHours	7.00	8.00
tblSolidWaste	SolidWasteGenerationRate	4,543.96	0.00
tblVehicleEF	HHD	0.92	0.03
tblVehicleEF	HHD	0.04	0.05
tblVehicleEF	HHD	0.07	0.00
tblVehicleEF	HHD	2.19	8.64
tblVehicleEF	HHD	0.53	0.33
tblVehicleEF	HHD	1.62	2.1350e-003
tblVehicleEF	HHD	6,474.46	1,377.00
tblVehicleEF	HHD	1,422.33	1,260.88
tblVehicleEF	HHD	5.17	0.02
tblVehicleEF	HHD	18.43	7.06

Merrill Commerce Center (Phase B Construction - Mitigated) - San Bernardino-South Coast County, Summer

tblVehicleEF	HHD	1.24	2.14
tblVehicleEF	HHD	4.8440e-003	2.9130e-003
tblVehicleEF	HHD	0.06	0.06
tblVehicleEF	HHD	0.04	0.04
tblVehicleEF	HHD	5.2540e-003	0.03
tblVehicleEF	HHD	4.6000e-005	0.00
tblVehicleEF	HHD	4.6350e-003	2.7870e-003
tblVehicleEF	HHD	0.03	0.03
tblVehicleEF	HHD	8.8780e-003	8.9140e-003
tblVehicleEF	HHD	5.0260e-003	0.02
tblVehicleEF	HHD	4.2000e-005	0.00
tblVehicleEF	HHD	6.8000e-005	2.0000e-006
tblVehicleEF	HHD	2.5340e-003	5.6000e-005
tblVehicleEF	HHD	0.58	0.58
tblVehicleEF	HHD	4.2000e-005	1.0000e-006
tblVehicleEF	HHD	0.06	0.02
tblVehicleEF	HHD	1.6400e-004	2.7900e-004
tblVehicleEF	HHD	0.04	1.0000e-006
tblVehicleEF	HHD	0.06	0.01
tblVehicleEF	HHD	0.01	0.01
tblVehicleEF	HHD	7.8000e-005	0.00
tblVehicleEF	HHD	6.8000e-005	2.0000e-006
tblVehicleEF	HHD	2.5340e-003	5.6000e-005
tblVehicleEF	HHD	0.67	0.67
tblVehicleEF	HHD	4.2000e-005	1.0000e-006
tblVehicleEF	HHD	0.10	0.08
tblVehicleEF	HHD	1.6400e-004	2.7900e-004

Merrill Commerce Center (Phase B Construction - Mitigated) - San Bernardino-South Coast County, Summer

tblVehicleEF	HHD	0.04	1.0000e-006
tblVehicleEF	HHD	0.87	0.03
tblVehicleEF	HHD	0.04	0.05
tblVehicleEF	HHD	0.07	0.00
tblVehicleEF	HHD	1.59	8.52
tblVehicleEF	HHD	0.53	0.33
tblVehicleEF	HHD	1.51	2.0010e-003
tblVehicleEF	HHD	6,859.11	1,359.81
tblVehicleEF	HHD	1,422.33	1,260.88
tblVehicleEF	HHD	5.17	0.02
tblVehicleEF	HHD	19.03	6.72
tblVehicleEF	HHD	1.17	2.02
tblVehicleEF	HHD	4.0840e-003	2.5690e-003
tblVehicleEF	HHD	0.06	0.06
tblVehicleEF	HHD	0.04	0.04
tblVehicleEF	HHD	5.2540e-003	0.03
tblVehicleEF	HHD	4.6000e-005	0.00
tblVehicleEF	HHD	3.9070e-003	2.4580e-003
tblVehicleEF	HHD	0.03	0.03
tblVehicleEF	HHD	8.8780e-003	8.9140e-003
tblVehicleEF	HHD	5.0260e-003	0.02
tblVehicleEF	HHD	4.2000e-005	0.00
tblVehicleEF	HHD	1.3100e-004	4.0000e-006
tblVehicleEF	HHD	2.8230e-003	6.5000e-005
tblVehicleEF	HHD	0.55	0.62
tblVehicleEF	HHD	9.1000e-005	3.0000e-006
tblVehicleEF	HHD	0.06	0.02

Merrill Commerce Center (Phase B Construction - Mitigated) - San Bernardino-South Coast County, Summer

tblVehicleEF	HHD	1.6500e-004	2.8700e-004
tblVehicleEF	HHD	0.04	1.0000e-006
tblVehicleEF	HHD	0.06	0.01
tblVehicleEF	HHD	0.01	0.01
tblVehicleEF	HHD	7.7000e-005	0.00
tblVehicleEF	HHD	1.3100e-004	4.0000e-006
tblVehicleEF	HHD	2.8230e-003	6.5000e-005
tblVehicleEF	HHD	0.63	0.71
tblVehicleEF	HHD	9.1000e-005	3.0000e-006
tblVehicleEF	HHD	0.10	0.08
tblVehicleEF	HHD	1.6500e-004	2.8700e-004
tblVehicleEF	HHD	0.04	1.0000e-006
tblVehicleEF	HHD	1.00	0.02
tblVehicleEF	HHD	0.04	9.2200e-004
tblVehicleEF	HHD	0.07	0.00
tblVehicleEF	HHD	3.02	8.73
tblVehicleEF	HHD	0.53	0.18
tblVehicleEF	HHD	1.59	2.1050e-003
tblVehicleEF	HHD	5,943.27	1,387.51
tblVehicleEF	HHD	1,422.33	1,223.41
tblVehicleEF	HHD	5.17	0.02
tblVehicleEF	HHD	17.62	7.45
tblVehicleEF	HHD	1.22	2.08
tblVehicleEF	HHD	5.8940e-003	3.2570e-003
tblVehicleEF	HHD	0.06	0.06
tblVehicleEF	HHD	0.04	0.04
tblVehicleEF	HHD	5.2540e-003	0.03

Merrill Commerce Center (Phase B Construction - Mitigated) - San Bernardino-South Coast County, Summer

tblVehicleEF	HHD	4.6000e-005	0.00
tblVehicleEF	HHD	5.6390e-003	3.1170e-003
tblVehicleEF	HHD	0.03	0.03
tblVehicleEF	HHD	8.8780e-003	8.8150e-003
tblVehicleEF	HHD	5.0260e-003	0.02
tblVehicleEF	HHD	4.2000e-005	0.00
tblVehicleEF	HHD	6.5000e-005	2.0000e-006
tblVehicleEF	HHD	2.7100e-003	6.5000e-005
tblVehicleEF	HHD	0.63	0.53
tblVehicleEF	HHD	4.1000e-005	1.0000e-006
tblVehicleEF	HHD	0.06	0.02
tblVehicleEF	HHD	1.7700e-004	2.9300e-004
tblVehicleEF	HHD	0.04	1.0000e-006
tblVehicleEF	HHD	0.06	0.01
tblVehicleEF	HHD	0.01	0.01
tblVehicleEF	HHD	7.8000e-005	0.00
tblVehicleEF	HHD	6.5000e-005	2.0000e-006
tblVehicleEF	HHD	2.7100e-003	6.5000e-005
tblVehicleEF	HHD	0.72	0.61
tblVehicleEF	HHD	4.1000e-005	1.0000e-006
tblVehicleEF	HHD	0.10	0.02
tblVehicleEF	HHD	1.7700e-004	2.9300e-004
tblVehicleEF	HHD	0.04	1.0000e-006
tblVehicleEF	LDA	3.1880e-003	1.7080e-003
tblVehicleEF	LDA	3.8220e-003	0.04
tblVehicleEF	LDA	0.47	0.53
tblVehicleEF	LDA	0.91	1.93

Merrill Commerce Center (Phase B Construction - Mitigated) - San Bernardino-South Coast County, Summer

tblVehicleEF	LDA	222.19	238.15
tblVehicleEF	LDA	50.72	48.93
tblVehicleEF	LDA	0.04	0.03
tblVehicleEF	LDA	1.6130e-003	1.2760e-003
tblVehicleEF	LDA	2.2290e-003	1.6410e-003
tblVehicleEF	LDA	1.4850e-003	1.1750e-003
tblVehicleEF	LDA	2.0500e-003	1.5090e-003
tblVehicleEF	LDA	0.04	0.05
tblVehicleEF	LDA	0.08	0.09
tblVehicleEF	LDA	0.03	0.04
tblVehicleEF	LDA	7.9920e-003	6.1620e-003
tblVehicleEF	LDA	0.03	0.19
tblVehicleEF	LDA	0.05	0.17
tblVehicleEF	LDA	2.2240e-003	2.3560e-003
tblVehicleEF	LDA	5.2200e-004	4.8400e-004
tblVehicleEF	LDA	0.04	0.05
tblVehicleEF	LDA	0.08	0.09
tblVehicleEF	LDA	0.03	0.04
tblVehicleEF	LDA	0.01	8.9600e-003
tblVehicleEF	LDA	0.03	0.19
tblVehicleEF	LDA	0.06	0.19
tblVehicleEF	LDA	3.6270e-003	1.9600e-003
tblVehicleEF	LDA	3.1890e-003	0.03
tblVehicleEF	LDA	0.58	0.65
tblVehicleEF	LDA	0.75	1.61
tblVehicleEF	LDA	243.03	259.99
tblVehicleEF	LDA	50.72	48.33

Merrill Commerce Center (Phase B Construction - Mitigated) - San Bernardino-South Coast County, Summer

tblVehicleEF	LDA	0.04	0.03
tblVehicleEF	LDA	1.6130e-003	1.2760e-003
tblVehicleEF	LDA	2.2290e-003	1.6410e-003
tblVehicleEF	LDA	1.4850e-003	1.1750e-003
tblVehicleEF	LDA	2.0500e-003	1.5090e-003
tblVehicleEF	LDA	0.07	0.10
tblVehicleEF	LDA	0.10	0.10
tblVehicleEF	LDA	0.06	0.08
tblVehicleEF	LDA	9.0770e-003	6.9860e-003
tblVehicleEF	LDA	0.03	0.19
tblVehicleEF	LDA	0.04	0.15
tblVehicleEF	LDA	2.4340e-003	2.5720e-003
tblVehicleEF	LDA	5.1900e-004	4.7800e-004
tblVehicleEF	LDA	0.07	0.10
tblVehicleEF	LDA	0.10	0.10
tblVehicleEF	LDA	0.06	0.08
tblVehicleEF	LDA	0.01	0.01
tblVehicleEF	LDA	0.03	0.19
tblVehicleEF	LDA	0.05	0.16
tblVehicleEF	LDA	3.1050e-003	1.6660e-003
tblVehicleEF	LDA	3.8020e-003	0.04
tblVehicleEF	LDA	0.45	0.50
tblVehicleEF	LDA	0.89	1.90
tblVehicleEF	LDA	217.26	233.04
tblVehicleEF	LDA	50.72	48.87
tblVehicleEF	LDA	0.04	0.03
tblVehicleEF	LDA	1.6130e-003	1.2760e-003

Merrill Commerce Center (Phase B Construction - Mitigated) - San Bernardino-South Coast County, Summer

tblVehicleEF	LDA	2.2290e-003	1.6410e-003
tblVehicleEF	LDA	1.4850e-003	1.1750e-003
tblVehicleEF	LDA	2.0500e-003	1.5090e-003
tblVehicleEF	LDA	0.04	0.05
tblVehicleEF	LDA	0.09	0.09
tblVehicleEF	LDA	0.03	0.04
tblVehicleEF	LDA	7.7850e-003	6.0060e-003
tblVehicleEF	LDA	0.04	0.22
tblVehicleEF	LDA	0.05	0.17
tblVehicleEF	LDA	2.1750e-003	2.3050e-003
tblVehicleEF	LDA	5.2200e-004	4.8400e-004
tblVehicleEF	LDA	0.04	0.05
tblVehicleEF	LDA	0.09	0.09
tblVehicleEF	LDA	0.03	0.04
tblVehicleEF	LDA	0.01	8.7330e-003
tblVehicleEF	LDA	0.04	0.22
tblVehicleEF	LDA	0.06	0.19
tblVehicleEF	LDT1	9.7080e-003	4.5970e-003
tblVehicleEF	LDT1	0.01	0.06
tblVehicleEF	LDT1	1.15	1.02
tblVehicleEF	LDT1	2.64	2.15
tblVehicleEF	LDT1	283.82	283.77
tblVehicleEF	LDT1	64.79	59.69
tblVehicleEF	LDT1	0.12	0.08
tblVehicleEF	LDT1	2.3710e-003	1.7400e-003
tblVehicleEF	LDT1	3.2130e-003	2.2850e-003
tblVehicleEF	LDT1	2.1820e-003	1.6000e-003

Merrill Commerce Center (Phase B Construction - Mitigated) - San Bernardino-South Coast County, Summer

tblVehicleEF	LDT1	2.9550e-003	2.1010e-003
tblVehicleEF	LDT1	0.15	0.15
tblVehicleEF	LDT1	0.27	0.21
tblVehicleEF	LDT1	0.10	0.11
tblVehicleEF	LDT1	0.02	0.02
tblVehicleEF	LDT1	0.17	0.69
tblVehicleEF	LDT1	0.18	0.31
tblVehicleEF	LDT1	2.8520e-003	2.8080e-003
tblVehicleEF	LDT1	6.9400e-004	5.9100e-004
tblVehicleEF	LDT1	0.15	0.15
tblVehicleEF	LDT1	0.27	0.21
tblVehicleEF	LDT1	0.10	0.11
tblVehicleEF	LDT1	0.04	0.03
tblVehicleEF	LDT1	0.17	0.69
tblVehicleEF	LDT1	0.20	0.34
tblVehicleEF	LDT1	0.01	5.2210e-003
tblVehicleEF	LDT1	0.01	0.05
tblVehicleEF	LDT1	1.38	1.24
tblVehicleEF	LDT1	2.17	1.79
tblVehicleEF	LDT1	309.34	306.50
tblVehicleEF	LDT1	64.79	58.95
tblVehicleEF	LDT1	0.10	0.07
tblVehicleEF	LDT1	2.3710e-003	1.7400e-003
tblVehicleEF	LDT1	3.2130e-003	2.2850e-003
tblVehicleEF	LDT1	2.1820e-003	1.6000e-003
tblVehicleEF	LDT1	2.9550e-003	2.1010e-003
tblVehicleEF	LDT1	0.31	0.30

Merrill Commerce Center (Phase B Construction - Mitigated) - San Bernardino-South Coast County, Summer

tblVehicleEF	LDT1	0.33	0.25
tblVehicleEF	LDT1	0.22	0.23
tblVehicleEF	LDT1	0.03	0.02
tblVehicleEF	LDT1	0.17	0.69
tblVehicleEF	LDT1	0.15	0.26
tblVehicleEF	LDT1	3.1100e-003	3.0330e-003
tblVehicleEF	LDT1	6.8600e-004	5.8300e-004
tblVehicleEF	LDT1	0.31	0.30
tblVehicleEF	LDT1	0.33	0.25
tblVehicleEF	LDT1	0.22	0.23
tblVehicleEF	LDT1	0.04	0.03
tblVehicleEF	LDT1	0.17	0.69
tblVehicleEF	LDT1	0.16	0.29
tblVehicleEF	LDT1	9.4580e-003	4.4920e-003
tblVehicleEF	LDT1	0.01	0.06
tblVehicleEF	LDT1	1.09	0.97
tblVehicleEF	LDT1	2.60	2.11
tblVehicleEF	LDT1	277.82	278.38
tblVehicleEF	LDT1	64.79	59.63
tblVehicleEF	LDT1	0.11	0.08
tblVehicleEF	LDT1	2.3710e-003	1.7400e-003
tblVehicleEF	LDT1	3.2130e-003	2.2850e-003
tblVehicleEF	LDT1	2.1820e-003	1.6000e-003
tblVehicleEF	LDT1	2.9550e-003	2.1010e-003
tblVehicleEF	LDT1	0.16	0.15
tblVehicleEF	LDT1	0.31	0.23
tblVehicleEF	LDT1	0.10	0.10

Merrill Commerce Center (Phase B Construction - Mitigated) - San Bernardino-South Coast County, Summer

tblVehicleEF	LDT1	0.02	0.02
tblVehicleEF	LDT1	0.20	0.81
tblVehicleEF	LDT1	0.18	0.31
tblVehicleEF	LDT1	2.7910e-003	2.7550e-003
tblVehicleEF	LDT1	6.9300e-004	5.9000e-004
tblVehicleEF	LDT1	0.16	0.15
tblVehicleEF	LDT1	0.31	0.23
tblVehicleEF	LDT1	0.10	0.10
tblVehicleEF	LDT1	0.03	0.03
tblVehicleEF	LDT1	0.20	0.81
tblVehicleEF	LDT1	0.20	0.34
tblVehicleEF	LDT2	4.9170e-003	3.0790e-003
tblVehicleEF	LDT2	5.8030e-003	0.06
tblVehicleEF	LDT2	0.67	0.77
tblVehicleEF	LDT2	1.28	2.49
tblVehicleEF	LDT2	315.69	296.94
tblVehicleEF	LDT2	71.50	62.71
tblVehicleEF	LDT2	0.07	0.06
tblVehicleEF	LDT2	1.7520e-003	1.3590e-003
tblVehicleEF	LDT2	2.4460e-003	1.7340e-003
tblVehicleEF	LDT2	1.6110e-003	1.2500e-003
tblVehicleEF	LDT2	2.2490e-003	1.5950e-003
tblVehicleEF	LDT2	0.06	0.09
tblVehicleEF	LDT2	0.10	0.13
tblVehicleEF	LDT2	0.05	0.08
tblVehicleEF	LDT2	0.01	0.01
tblVehicleEF	LDT2	0.06	0.43

Merrill Commerce Center (Phase B Construction - Mitigated) - San Bernardino-South Coast County, Summer

tblVehicleEF	LDT2	0.08	0.27
tblVehicleEF	LDT2	3.1620e-003	2.9380e-003
tblVehicleEF	LDT2	7.3600e-004	6.2100e-004
tblVehicleEF	LDT2	0.06	0.09
tblVehicleEF	LDT2	0.10	0.13
tblVehicleEF	LDT2	0.05	0.08
tblVehicleEF	LDT2	0.02	0.02
tblVehicleEF	LDT2	0.06	0.43
tblVehicleEF	LDT2	0.09	0.29
tblVehicleEF	LDT2	5.5770e-003	3.5190e-003
tblVehicleEF	LDT2	4.8410e-003	0.05
tblVehicleEF	LDT2	0.82	0.94
tblVehicleEF	LDT2	1.06	2.06
tblVehicleEF	LDT2	344.57	318.51
tblVehicleEF	LDT2	71.50	61.89
tblVehicleEF	LDT2	0.06	0.06
tblVehicleEF	LDT2	1.7520e-003	1.3590e-003
tblVehicleEF	LDT2	2.4460e-003	1.7340e-003
tblVehicleEF	LDT2	1.6110e-003	1.2500e-003
tblVehicleEF	LDT2	2.2490e-003	1.5950e-003
tblVehicleEF	LDT2	0.11	0.18
tblVehicleEF	LDT2	0.12	0.15
tblVehicleEF	LDT2	0.10	0.16
tblVehicleEF	LDT2	0.01	0.01
tblVehicleEF	LDT2	0.06	0.43
tblVehicleEF	LDT2	0.07	0.23
tblVehicleEF	LDT2	3.4530e-003	3.1510e-003

Merrill Commerce Center (Phase B Construction - Mitigated) - San Bernardino-South Coast County, Summer

tblVehicleEF	LDT2	7.3300e-004	6.1200e-004
tblVehicleEF	LDT2	0.11	0.18
tblVehicleEF	LDT2	0.12	0.15
tblVehicleEF	LDT2	0.10	0.16
tblVehicleEF	LDT2	0.02	0.02
tblVehicleEF	LDT2	0.06	0.43
tblVehicleEF	LDT2	0.07	0.25
tblVehicleEF	LDT2	4.7910e-003	3.0060e-003
tblVehicleEF	LDT2	5.7690e-003	0.06
tblVehicleEF	LDT2	0.64	0.73
tblVehicleEF	LDT2	1.26	2.45
tblVehicleEF	LDT2	308.90	291.83
tblVehicleEF	LDT2	71.50	62.64
tblVehicleEF	LDT2	0.06	0.06
tblVehicleEF	LDT2	1.7520e-003	1.3590e-003
tblVehicleEF	LDT2	2.4460e-003	1.7340e-003
tblVehicleEF	LDT2	1.6110e-003	1.2500e-003
tblVehicleEF	LDT2	2.2490e-003	1.5950e-003
tblVehicleEF	LDT2	0.05	0.09
tblVehicleEF	LDT2	0.11	0.14
tblVehicleEF	LDT2	0.04	0.07
tblVehicleEF	LDT2	0.01	0.01
tblVehicleEF	LDT2	0.07	0.50
tblVehicleEF	LDT2	0.08	0.27
tblVehicleEF	LDT2	3.0940e-003	2.8870e-003
tblVehicleEF	LDT2	7.3600e-004	6.2000e-004
tblVehicleEF	LDT2	0.05	0.09

Merrill Commerce Center (Phase B Construction - Mitigated) - San Bernardino-South Coast County, Summer

tblVehicleEF	LDT2	0.11	0.14
tblVehicleEF	LDT2	0.04	0.07
tblVehicleEF	LDT2	0.02	0.02
tblVehicleEF	LDT2	0.07	0.50
tblVehicleEF	LDT2	0.09	0.29
tblVehicleEF	LHD1	4.6720e-003	4.4980e-003
tblVehicleEF	LHD1	8.9900e-003	4.8130e-003
tblVehicleEF	LHD1	0.02	0.01
tblVehicleEF	LHD1	0.14	0.17
tblVehicleEF	LHD1	0.81	0.64
tblVehicleEF	LHD1	2.18	0.94
tblVehicleEF	LHD1	9.21	9.12
tblVehicleEF	LHD1	593.90	622.71
tblVehicleEF	LHD1	28.73	10.21
tblVehicleEF	LHD1	0.08	0.07
tblVehicleEF	LHD1	1.68	1.13
tblVehicleEF	LHD1	9.5400e-004	9.8200e-004
tblVehicleEF	LHD1	0.01	0.01
tblVehicleEF	LHD1	0.01	9.4060e-003
tblVehicleEF	LHD1	8.2700e-004	2.3100e-004
tblVehicleEF	LHD1	9.1300e-004	9.4000e-004
tblVehicleEF	LHD1	2.5700e-003	2.5020e-003
tblVehicleEF	LHD1	0.01	8.9760e-003
tblVehicleEF	LHD1	7.6100e-004	2.1300e-004
tblVehicleEF	LHD1	3.3830e-003	2.6930e-003
tblVehicleEF	LHD1	0.10	0.08
tblVehicleEF	LHD1	0.02	0.02

Merrill Commerce Center (Phase B Construction - Mitigated) - San Bernardino-South Coast County, Summer

tblVehicleEF	LHD1	1.7110e-003	1.3450e-003
tblVehicleEF	LHD1	0.07	0.05
tblVehicleEF	LHD1	0.35	0.54
tblVehicleEF	LHD1	0.22	0.06
tblVehicleEF	LHD1	9.2000e-005	8.8000e-005
tblVehicleEF	LHD1	5.8160e-003	6.0590e-003
tblVehicleEF	LHD1	3.2800e-004	1.0100e-004
tblVehicleEF	LHD1	3.3830e-003	2.6930e-003
tblVehicleEF	LHD1	0.10	0.08
tblVehicleEF	LHD1	0.02	0.03
tblVehicleEF	LHD1	1.7110e-003	1.3450e-003
tblVehicleEF	LHD1	0.09	0.07
tblVehicleEF	LHD1	0.35	0.54
tblVehicleEF	LHD1	0.24	0.07
tblVehicleEF	LHD1	4.6720e-003	4.5120e-003
tblVehicleEF	LHD1	9.1960e-003	4.9120e-003
tblVehicleEF	LHD1	0.02	0.01
tblVehicleEF	LHD1	0.14	0.17
tblVehicleEF	LHD1	0.82	0.66
tblVehicleEF	LHD1	2.04	0.88
tblVehicleEF	LHD1	9.21	9.12
tblVehicleEF	LHD1	593.90	622.74
tblVehicleEF	LHD1	28.73	10.10
tblVehicleEF	LHD1	0.08	0.07
tblVehicleEF	LHD1	1.58	1.06
tblVehicleEF	LHD1	9.5400e-004	9.8200e-004
tblVehicleEF	LHD1	0.01	0.01

Merrill Commerce Center (Phase B Construction - Mitigated) - San Bernardino-South Coast County, Summer

tblVehicleEF	LHD1	0.01	9.4060e-003
tblVehicleEF	LHD1	8.2700e-004	2.3100e-004
tblVehicleEF	LHD1	9.1300e-004	9.4000e-004
tblVehicleEF	LHD1	2.5700e-003	2.5020e-003
tblVehicleEF	LHD1	0.01	8.9760e-003
tblVehicleEF	LHD1	7.6100e-004	2.1300e-004
tblVehicleEF	LHD1	6.6270e-003	5.2970e-003
tblVehicleEF	LHD1	0.12	0.09
tblVehicleEF	LHD1	0.02	0.02
tblVehicleEF	LHD1	3.7910e-003	3.0170e-003
tblVehicleEF	LHD1	0.07	0.05
tblVehicleEF	LHD1	0.35	0.54
tblVehicleEF	LHD1	0.21	0.06
tblVehicleEF	LHD1	9.2000e-005	8.8000e-005
tblVehicleEF	LHD1	5.8160e-003	6.0590e-003
tblVehicleEF	LHD1	3.2600e-004	1.0000e-004
tblVehicleEF	LHD1	6.6270e-003	5.2970e-003
tblVehicleEF	LHD1	0.12	0.09
tblVehicleEF	LHD1	0.02	0.03
tblVehicleEF	LHD1	3.7910e-003	3.0170e-003
tblVehicleEF	LHD1	0.09	0.07
tblVehicleEF	LHD1	0.35	0.54
tblVehicleEF	LHD1	0.23	0.07
tblVehicleEF	LHD1	4.6720e-003	4.5010e-003
tblVehicleEF	LHD1	9.0130e-003	4.8240e-003
tblVehicleEF	LHD1	0.02	0.01
tblVehicleEF	LHD1	0.14	0.17

Merrill Commerce Center (Phase B Construction - Mitigated) - San Bernardino-South Coast County, Summer

tblVehicleEF	LHD1	0.81	0.64
tblVehicleEF	LHD1	2.15	0.92
tblVehicleEF	LHD1	9.21	9.12
tblVehicleEF	LHD1	593.90	622.72
tblVehicleEF	LHD1	28.73	10.18
tblVehicleEF	LHD1	0.08	0.07
tblVehicleEF	LHD1	1.65	1.11
tblVehicleEF	LHD1	9.5400e-004	9.8200e-004
tblVehicleEF	LHD1	0.01	0.01
tblVehicleEF	LHD1	0.01	9.4060e-003
tblVehicleEF	LHD1	8.2700e-004	2.3100e-004
tblVehicleEF	LHD1	9.1300e-004	9.4000e-004
tblVehicleEF	LHD1	2.5700e-003	2.5020e-003
tblVehicleEF	LHD1	0.01	8.9760e-003
tblVehicleEF	LHD1	7.6100e-004	2.1300e-004
tblVehicleEF	LHD1	3.6120e-003	2.9190e-003
tblVehicleEF	LHD1	0.12	0.09
tblVehicleEF	LHD1	0.02	0.02
tblVehicleEF	LHD1	1.6770e-003	1.3230e-003
tblVehicleEF	LHD1	0.07	0.05
tblVehicleEF	LHD1	0.37	0.58
tblVehicleEF	LHD1	0.22	0.06
tblVehicleEF	LHD1	9.2000e-005	8.8000e-005
tblVehicleEF	LHD1	5.8160e-003	6.0590e-003
tblVehicleEF	LHD1	3.2800e-004	1.0100e-004
tblVehicleEF	LHD1	3.6120e-003	2.9190e-003
tblVehicleEF	LHD1	0.12	0.09

Merrill Commerce Center (Phase B Construction - Mitigated) - San Bernardino-South Coast County, Summer

tblVehicleEF	LHD1	0.02	0.03
tblVehicleEF	LHD1	1.6770e-003	1.3230e-003
tblVehicleEF	LHD1	0.09	0.07
tblVehicleEF	LHD1	0.37	0.58
tblVehicleEF	LHD1	0.24	0.07
tblVehicleEF	LHD2	3.1420e-003	3.0290e-003
tblVehicleEF	LHD2	3.3700e-003	3.3290e-003
tblVehicleEF	LHD2	5.9590e-003	7.7710e-003
tblVehicleEF	LHD2	0.12	0.13
tblVehicleEF	LHD2	0.36	0.43
tblVehicleEF	LHD2	1.03	0.54
tblVehicleEF	LHD2	14.09	14.24
tblVehicleEF	LHD2	595.69	623.31
tblVehicleEF	LHD2	23.37	7.26
tblVehicleEF	LHD2	0.10	0.10
tblVehicleEF	LHD2	0.94	1.21
tblVehicleEF	LHD2	1.2080e-003	1.4410e-003
tblVehicleEF	LHD2	0.01	0.01
tblVehicleEF	LHD2	0.01	0.01
tblVehicleEF	LHD2	3.6200e-004	1.1200e-004
tblVehicleEF	LHD2	1.1560e-003	1.3780e-003
tblVehicleEF	LHD2	2.6970e-003	2.7030e-003
tblVehicleEF	LHD2	9.9080e-003	0.01
tblVehicleEF	LHD2	3.3300e-004	1.0300e-004
tblVehicleEF	LHD2	1.0780e-003	1.3290e-003
tblVehicleEF	LHD2	0.03	0.04
tblVehicleEF	LHD2	0.01	0.02

Merrill Commerce Center (Phase B Construction - Mitigated) - San Bernardino-South Coast County, Summer

tblVehicleEF	LHD2	6.0700e-004	7.2000e-004
tblVehicleEF	LHD2	0.05	0.05
tblVehicleEF	LHD2	0.07	0.24
tblVehicleEF	LHD2	0.08	0.04
tblVehicleEF	LHD2	1.3700e-004	1.3600e-004
tblVehicleEF	LHD2	5.7920e-003	6.0100e-003
tblVehicleEF	LHD2	2.5200e-004	7.2000e-005
tblVehicleEF	LHD2	1.0780e-003	1.3290e-003
tblVehicleEF	LHD2	0.03	0.04
tblVehicleEF	LHD2	0.02	0.02
tblVehicleEF	LHD2	6.0700e-004	7.2000e-004
tblVehicleEF	LHD2	0.05	0.06
tblVehicleEF	LHD2	0.07	0.24
tblVehicleEF	LHD2	0.09	0.04
tblVehicleEF	LHD2	3.1420e-003	3.0380e-003
tblVehicleEF	LHD2	3.4100e-003	3.3590e-003
tblVehicleEF	LHD2	5.7050e-003	7.4220e-003
tblVehicleEF	LHD2	0.12	0.13
tblVehicleEF	LHD2	0.36	0.44
tblVehicleEF	LHD2	0.97	0.51
tblVehicleEF	LHD2	14.09	14.24
tblVehicleEF	LHD2	595.69	623.32
tblVehicleEF	LHD2	23.37	7.20
tblVehicleEF	LHD2	0.10	0.10
tblVehicleEF	LHD2	0.88	1.14
tblVehicleEF	LHD2	1.2080e-003	1.4410e-003
tblVehicleEF	LHD2	0.01	0.01

Merrill Commerce Center (Phase B Construction - Mitigated) - San Bernardino-South Coast County, Summer

tblVehicleEF	LHD2	0.01	0.01
tblVehicleEF	LHD2	3.6200e-004	1.1200e-004
tblVehicleEF	LHD2	1.1560e-003	1.3780e-003
tblVehicleEF	LHD2	2.6970e-003	2.7030e-003
tblVehicleEF	LHD2	9.9080e-003	0.01
tblVehicleEF	LHD2	3.3300e-004	1.0300e-004
tblVehicleEF	LHD2	2.0680e-003	2.5650e-003
tblVehicleEF	LHD2	0.04	0.05
tblVehicleEF	LHD2	0.01	0.02
tblVehicleEF	LHD2	1.2890e-003	1.5490e-003
tblVehicleEF	LHD2	0.05	0.05
tblVehicleEF	LHD2	0.07	0.24
tblVehicleEF	LHD2	0.08	0.04
tblVehicleEF	LHD2	1.3700e-004	1.3600e-004
tblVehicleEF	LHD2	5.7920e-003	6.0110e-003
tblVehicleEF	LHD2	2.5100e-004	7.1000e-005
tblVehicleEF	LHD2	2.0680e-003	2.5650e-003
tblVehicleEF	LHD2	0.04	0.05
tblVehicleEF	LHD2	0.02	0.02
tblVehicleEF	LHD2	1.2890e-003	1.5490e-003
tblVehicleEF	LHD2	0.05	0.06
tblVehicleEF	LHD2	0.07	0.24
tblVehicleEF	LHD2	0.08	0.04
tblVehicleEF	LHD2	3.1420e-003	3.0310e-003
tblVehicleEF	LHD2	3.3740e-003	3.3320e-003
tblVehicleEF	LHD2	5.9110e-003	7.7050e-003
tblVehicleEF	LHD2	0.12	0.13

Merrill Commerce Center (Phase B Construction - Mitigated) - San Bernardino-South Coast County, Summer

tblVehicleEF	LHD2	0.36	0.43
tblVehicleEF	LHD2	1.02	0.54
tblVehicleEF	LHD2	14.09	14.24
tblVehicleEF	LHD2	595.69	623.31
tblVehicleEF	LHD2	23.37	7.24
tblVehicleEF	LHD2	0.10	0.10
tblVehicleEF	LHD2	0.92	1.20
tblVehicleEF	LHD2	1.2080e-003	1.4410e-003
tblVehicleEF	LHD2	0.01	0.01
tblVehicleEF	LHD2	0.01	0.01
tblVehicleEF	LHD2	3.6200e-004	1.1200e-004
tblVehicleEF	LHD2	1.1560e-003	1.3780e-003
tblVehicleEF	LHD2	2.6970e-003	2.7030e-003
tblVehicleEF	LHD2	9.9080e-003	0.01
tblVehicleEF	LHD2	3.3300e-004	1.0300e-004
tblVehicleEF	LHD2	1.0780e-003	1.3530e-003
tblVehicleEF	LHD2	0.03	0.04
tblVehicleEF	LHD2	0.01	0.02
tblVehicleEF	LHD2	5.9100e-004	6.9900e-004
tblVehicleEF	LHD2	0.05	0.05
tblVehicleEF	LHD2	0.07	0.25
tblVehicleEF	LHD2	0.08	0.04
tblVehicleEF	LHD2	1.3700e-004	1.3600e-004
tblVehicleEF	LHD2	5.7920e-003	6.0100e-003
tblVehicleEF	LHD2	2.5200e-004	7.2000e-005
tblVehicleEF	LHD2	1.0780e-003	1.3530e-003
tblVehicleEF	LHD2	0.03	0.04

Merrill Commerce Center (Phase B Construction - Mitigated) - San Bernardino-South Coast County, Summer

tblVehicleEF	LHD2	0.02	0.02
tblVehicleEF	LHD2	5.9100e-004	6.9900e-004
tblVehicleEF	LHD2	0.05	0.06
tblVehicleEF	LHD2	0.07	0.25
tblVehicleEF	LHD2	0.09	0.04
tblVehicleEF	MCY	0.44	0.33
tblVehicleEF	MCY	0.16	0.25
tblVehicleEF	MCY	19.41	19.66
tblVehicleEF	MCY	9.98	8.85
tblVehicleEF	MCY	169.81	211.00
tblVehicleEF	MCY	45.18	60.62
tblVehicleEF	MCY	1.15	1.15
tblVehicleEF	MCY	1.9700e-003	1.9320e-003
tblVehicleEF	MCY	3.3250e-003	2.8200e-003
tblVehicleEF	MCY	1.8410e-003	1.8050e-003
tblVehicleEF	MCY	3.1250e-003	2.6490e-003
tblVehicleEF	MCY	1.43	1.45
tblVehicleEF	MCY	0.80	0.82
tblVehicleEF	MCY	0.78	0.79
tblVehicleEF	MCY	2.18	2.19
tblVehicleEF	MCY	0.45	1.82
tblVehicleEF	MCY	2.12	1.87
tblVehicleEF	MCY	2.0790e-003	2.0880e-003
tblVehicleEF	MCY	6.7700e-004	6.0000e-004
tblVehicleEF	MCY	1.43	1.45
tblVehicleEF	MCY	0.80	0.82
tblVehicleEF	MCY	0.78	0.79

Merrill Commerce Center (Phase B Construction - Mitigated) - San Bernardino-South Coast County, Summer

tblVehicleEF	MCY	2.71	2.71
tblVehicleEF	MCY	0.45	1.82
tblVehicleEF	MCY	2.31	2.04
tblVehicleEF	MCY	0.43	0.32
tblVehicleEF	MCY	0.13	0.21
tblVehicleEF	MCY	19.54	19.80
tblVehicleEF	MCY	9.04	7.97
tblVehicleEF	MCY	169.81	211.03
tblVehicleEF	MCY	45.18	58.35
tblVehicleEF	MCY	0.98	0.98
tblVehicleEF	MCY	1.9700e-003	1.9320e-003
tblVehicleEF	MCY	3.3250e-003	2.8200e-003
tblVehicleEF	MCY	1.8410e-003	1.8050e-003
tblVehicleEF	MCY	3.1250e-003	2.6490e-003
tblVehicleEF	MCY	3.10	3.13
tblVehicleEF	MCY	1.23	1.26
tblVehicleEF	MCY	2.07	2.09
tblVehicleEF	MCY	2.14	2.14
tblVehicleEF	MCY	0.45	1.81
tblVehicleEF	MCY	1.83	1.61
tblVehicleEF	MCY	2.0790e-003	2.0880e-003
tblVehicleEF	MCY	6.5300e-004	5.7700e-004
tblVehicleEF	MCY	3.10	3.13
tblVehicleEF	MCY	1.23	1.26
tblVehicleEF	MCY	2.07	2.09
tblVehicleEF	MCY	2.65	2.65
tblVehicleEF	MCY	0.45	1.81

Merrill Commerce Center (Phase B Construction - Mitigated) - San Bernardino-South Coast County, Summer

tblVehicleEF	MCY	1.99	1.75
tblVehicleEF	MCY	0.43	0.32
tblVehicleEF	MCY	0.15	0.24
tblVehicleEF	MCY	18.58	18.81
tblVehicleEF	MCY	9.62	8.50
tblVehicleEF	MCY	169.81	209.52
tblVehicleEF	MCY	45.18	59.85
tblVehicleEF	MCY	1.11	1.11
tblVehicleEF	MCY	1.9700e-003	1.9320e-003
tblVehicleEF	MCY	3.3250e-003	2.8200e-003
tblVehicleEF	MCY	1.8410e-003	1.8050e-003
tblVehicleEF	MCY	3.1250e-003	2.6490e-003
tblVehicleEF	MCY	1.69	1.70
tblVehicleEF	MCY	1.07	1.09
tblVehicleEF	MCY	0.70	0.70
tblVehicleEF	MCY	2.15	2.16
tblVehicleEF	MCY	0.52	2.09
tblVehicleEF	MCY	2.05	1.81
tblVehicleEF	MCY	2.0650e-003	2.0730e-003
tblVehicleEF	MCY	6.6900e-004	5.9200e-004
tblVehicleEF	MCY	1.69	1.70
tblVehicleEF	MCY	1.07	1.09
tblVehicleEF	MCY	0.70	0.70
tblVehicleEF	MCY	2.67	2.67
tblVehicleEF	MCY	0.52	2.09
tblVehicleEF	MCY	2.23	1.97
tblVehicleEF	MDV	9.3540e-003	3.8560e-003

Merrill Commerce Center (Phase B Construction - Mitigated) - San Bernardino-South Coast County, Summer

tblVehicleEF	MDV	0.01	0.07
tblVehicleEF	MDV	1.04	0.86
tblVehicleEF	MDV	2.45	2.81
tblVehicleEF	MDV	439.27	371.74
tblVehicleEF	MDV	98.67	77.98
tblVehicleEF	MDV	0.13	0.08
tblVehicleEF	MDV	1.7830e-003	1.4230e-003
tblVehicleEF	MDV	2.4100e-003	1.7590e-003
tblVehicleEF	MDV	1.6430e-003	1.3120e-003
tblVehicleEF	MDV	2.2160e-003	1.6180e-003
tblVehicleEF	MDV	0.09	0.11
tblVehicleEF	MDV	0.18	0.15
tblVehicleEF	MDV	0.08	0.10
tblVehicleEF	MDV	0.02	0.02
tblVehicleEF	MDV	0.10	0.47
tblVehicleEF	MDV	0.18	0.34
tblVehicleEF	MDV	4.3980e-003	3.6750e-003
tblVehicleEF	MDV	1.0290e-003	7.7200e-004
tblVehicleEF	MDV	0.09	0.11
tblVehicleEF	MDV	0.18	0.15
tblVehicleEF	MDV	0.08	0.10
tblVehicleEF	MDV	0.03	0.02
tblVehicleEF	MDV	0.10	0.47
tblVehicleEF	MDV	0.20	0.37
tblVehicleEF	MDV	0.01	4.4140e-003
tblVehicleEF	MDV	0.01	0.06
tblVehicleEF	MDV	1.27	1.05

Merrill Commerce Center (Phase B Construction - Mitigated) - San Bernardino-South Coast County, Summer

tblVehicleEF	MDV	2.03	2.33
tblVehicleEF	MDV	478.15	394.46
tblVehicleEF	MDV	98.67	77.03
tblVehicleEF	MDV	0.11	0.07
tblVehicleEF	MDV	1.7830e-003	1.4230e-003
tblVehicleEF	MDV	2.4100e-003	1.7590e-003
tblVehicleEF	MDV	1.6430e-003	1.3120e-003
tblVehicleEF	MDV	2.2160e-003	1.6180e-003
tblVehicleEF	MDV	0.19	0.22
tblVehicleEF	MDV	0.21	0.18
tblVehicleEF	MDV	0.16	0.20
tblVehicleEF	MDV	0.03	0.02
tblVehicleEF	MDV	0.10	0.47
tblVehicleEF	MDV	0.15	0.29
tblVehicleEF	MDV	4.7900e-003	3.9000e-003
tblVehicleEF	MDV	1.0220e-003	7.6200e-004
tblVehicleEF	MDV	0.19	0.22
tblVehicleEF	MDV	0.21	0.18
tblVehicleEF	MDV	0.16	0.20
tblVehicleEF	MDV	0.04	0.03
tblVehicleEF	MDV	0.10	0.47
tblVehicleEF	MDV	0.17	0.31
tblVehicleEF	MDV	9.1040e-003	3.7610e-003
tblVehicleEF	MDV	0.01	0.07
tblVehicleEF	MDV	0.99	0.81
tblVehicleEF	MDV	2.42	2.77
tblVehicleEF	MDV	430.20	366.36

Merrill Commerce Center (Phase B Construction - Mitigated) - San Bernardino-South Coast County, Summer

tblVehicleEF	MDV	98.67	77.90
tblVehicleEF	MDV	0.12	0.07
tblVehicleEF	MDV	1.7830e-003	1.4230e-003
tblVehicleEF	MDV	2.4100e-003	1.7590e-003
tblVehicleEF	MDV	1.6430e-003	1.3120e-003
tblVehicleEF	MDV	2.2160e-003	1.6180e-003
tblVehicleEF	MDV	0.09	0.10
tblVehicleEF	MDV	0.20	0.17
tblVehicleEF	MDV	0.08	0.09
tblVehicleEF	MDV	0.02	0.02
tblVehicleEF	MDV	0.12	0.55
tblVehicleEF	MDV	0.18	0.34
tblVehicleEF	MDV	4.3070e-003	3.6210e-003
tblVehicleEF	MDV	1.0290e-003	7.7100e-004
tblVehicleEF	MDV	0.09	0.10
tblVehicleEF	MDV	0.20	0.17
tblVehicleEF	MDV	0.08	0.09
tblVehicleEF	MDV	0.03	0.02
tblVehicleEF	MDV	0.12	0.55
tblVehicleEF	MDV	0.20	0.37
tblVehicleEF	MH	0.02	3.5960e-003
tblVehicleEF	MH	0.02	0.00
tblVehicleEF	MH	1.94	0.33
tblVehicleEF	MH	5.34	0.00
tblVehicleEF	MH	1,048.24	928.73
tblVehicleEF	MH	58.51	0.00
tblVehicleEF	MH	1.28	4.11

Merrill Commerce Center (Phase B Construction - Mitigated) - San Bernardino-South Coast County, Summer

tblVehicleEF	MH	0.01	0.02
tblVehicleEF	MH	0.03	0.12
tblVehicleEF	MH	1.0110e-003	0.00
tblVehicleEF	MH	3.2250e-003	4.0000e-003
tblVehicleEF	MH	0.03	0.12
tblVehicleEF	MH	9.3000e-004	0.00
tblVehicleEF	MH	1.22	0.00
tblVehicleEF	MH	0.08	0.00
tblVehicleEF	MH	0.43	0.00
tblVehicleEF	MH	0.07	0.08
tblVehicleEF	MH	0.03	0.00
tblVehicleEF	MH	0.31	0.00
tblVehicleEF	MH	0.01	8.7800e-003
tblVehicleEF	MH	6.7800e-004	0.00
tblVehicleEF	MH	1.22	0.00
tblVehicleEF	MH	0.08	0.00
tblVehicleEF	MH	0.43	0.00
tblVehicleEF	MH	0.10	0.09
tblVehicleEF	MH	0.03	0.00
tblVehicleEF	MH	0.34	0.00
tblVehicleEF	MH	0.02	3.5960e-003
tblVehicleEF	MH	0.02	0.00
tblVehicleEF	MH	2.01	0.33
tblVehicleEF	MH	4.87	0.00
tblVehicleEF	MH	1,048.24	928.73
tblVehicleEF	MH	58.51	0.00
tblVehicleEF	MH	1.17	3.87

Merrill Commerce Center (Phase B Construction - Mitigated) - San Bernardino-South Coast County, Summer

tblVehicleEF	MH	0.01	0.02
tblVehicleEF	MH	0.03	0.12
tblVehicleEF	MH	1.0110e-003	0.00
tblVehicleEF	MH	3.2250e-003	4.0000e-003
tblVehicleEF	MH	0.03	0.12
tblVehicleEF	MH	9.3000e-004	0.00
tblVehicleEF	MH	2.40	0.00
tblVehicleEF	MH	0.09	0.00
tblVehicleEF	MH	1.01	0.00
tblVehicleEF	MH	0.08	0.08
tblVehicleEF	MH	0.03	0.00
tblVehicleEF	MH	0.29	0.00
tblVehicleEF	MH	0.01	8.7800e-003
tblVehicleEF	MH	6.7000e-004	0.00
tblVehicleEF	MH	2.40	0.00
tblVehicleEF	MH	0.09	0.00
tblVehicleEF	MH	1.01	0.00
tblVehicleEF	MH	0.10	0.09
tblVehicleEF	MH	0.03	0.00
tblVehicleEF	MH	0.32	0.00
tblVehicleEF	MH	0.02	3.5960e-003
tblVehicleEF	MH	0.02	0.00
tblVehicleEF	MH	1.94	0.33
tblVehicleEF	MH	5.29	0.00
tblVehicleEF	MH	1,048.24	928.73
tblVehicleEF	MH	58.51	0.00
tblVehicleEF	MH	1.25	4.05

Merrill Commerce Center (Phase B Construction - Mitigated) - San Bernardino-South Coast County, Summer

tblVehicleEF	MH	0.01	0.02
tblVehicleEF	MH	0.03	0.12
tblVehicleEF	MH	1.0110e-003	0.00
tblVehicleEF	MH	3.2250e-003	4.0000e-003
tblVehicleEF	MH	0.03	0.12
tblVehicleEF	MH	9.3000e-004	0.00
tblVehicleEF	MH	1.42	0.00
tblVehicleEF	MH	0.09	0.00
tblVehicleEF	MH	0.44	0.00
tblVehicleEF	MH	0.07	0.08
tblVehicleEF	MH	0.03	0.00
tblVehicleEF	MH	0.31	0.00
tblVehicleEF	MH	0.01	8.7800e-003
tblVehicleEF	MH	6.7700e-004	0.00
tblVehicleEF	MH	1.42	0.00
tblVehicleEF	MH	0.09	0.00
tblVehicleEF	MH	0.44	0.00
tblVehicleEF	MH	0.10	0.09
tblVehicleEF	MH	0.03	0.00
tblVehicleEF	MH	0.34	0.00
tblVehicleEF	MHD	0.02	3.0370e-003
tblVehicleEF	MHD	2.3730e-003	1.0670e-003
tblVehicleEF	MHD	0.04	7.4460e-003
tblVehicleEF	MHD	0.29	0.34
tblVehicleEF	MHD	0.21	0.14
tblVehicleEF	MHD	3.98	0.80
tblVehicleEF	MHD	157.13	63.12

Merrill Commerce Center (Phase B Construction - Mitigated) - San Bernardino-South Coast County, Summer

tblVehicleEF	MHD	1,097.93	940.09
tblVehicleEF	MHD	49.45	7.43
tblVehicleEF	MHD	0.42	0.34
tblVehicleEF	MHD	0.63	1.01
tblVehicleEF	MHD	9.1000e-005	2.4100e-004
tblVehicleEF	MHD	2.7720e-003	7.6590e-003
tblVehicleEF	MHD	6.6500e-004	8.6000e-005
tblVehicleEF	MHD	8.7000e-005	2.3000e-004
tblVehicleEF	MHD	2.6480e-003	7.3240e-003
tblVehicleEF	MHD	6.1100e-004	7.9000e-005
tblVehicleEF	MHD	9.7700e-004	4.4300e-004
tblVehicleEF	MHD	0.03	0.02
tblVehicleEF	MHD	0.02	0.02
tblVehicleEF	MHD	5.2700e-004	2.3800e-004
tblVehicleEF	MHD	0.03	0.01
tblVehicleEF	MHD	0.01	0.08
tblVehicleEF	MHD	0.24	0.04
tblVehicleEF	MHD	1.5090e-003	5.9900e-004
tblVehicleEF	MHD	0.01	8.9580e-003
tblVehicleEF	MHD	5.6400e-004	7.4000e-005
tblVehicleEF	MHD	9.7700e-004	4.4300e-004
tblVehicleEF	MHD	0.03	0.02
tblVehicleEF	MHD	0.03	0.02
tblVehicleEF	MHD	5.2700e-004	2.3800e-004
tblVehicleEF	MHD	0.03	0.01
tblVehicleEF	MHD	0.01	0.08
tblVehicleEF	MHD	0.27	0.04

Merrill Commerce Center (Phase B Construction - Mitigated) - San Bernardino-South Coast County, Summer

tblVehicleEF	MHD	0.01	2.8930e-003
tblVehicleEF	MHD	2.4050e-003	1.0900e-003
tblVehicleEF	MHD	0.04	7.1060e-003
tblVehicleEF	MHD	0.21	0.29
tblVehicleEF	MHD	0.21	0.15
tblVehicleEF	MHD	3.72	0.75
tblVehicleEF	MHD	166.43	62.88
tblVehicleEF	MHD	1,097.93	940.09
tblVehicleEF	MHD	49.45	7.34
tblVehicleEF	MHD	0.44	0.33
tblVehicleEF	MHD	0.59	0.95
tblVehicleEF	MHD	7.6000e-005	2.0600e-004
tblVehicleEF	MHD	2.7720e-003	7.6590e-003
tblVehicleEF	MHD	6.6500e-004	8.6000e-005
tblVehicleEF	MHD	7.3000e-005	1.9700e-004
tblVehicleEF	MHD	2.6480e-003	7.3240e-003
tblVehicleEF	MHD	6.1100e-004	7.9000e-005
tblVehicleEF	MHD	1.9120e-003	8.6600e-004
tblVehicleEF	MHD	0.04	0.02
tblVehicleEF	MHD	0.02	0.01
tblVehicleEF	MHD	1.1780e-003	5.3200e-004
tblVehicleEF	MHD	0.03	0.01
tblVehicleEF	MHD	0.01	0.08
tblVehicleEF	MHD	0.23	0.04
tblVehicleEF	MHD	1.5970e-003	5.9700e-004
tblVehicleEF	MHD	0.01	8.9590e-003
tblVehicleEF	MHD	5.6000e-004	7.3000e-005

Merrill Commerce Center (Phase B Construction - Mitigated) - San Bernardino-South Coast County, Summer

tblVehicleEF	MHD	1.9120e-003	8.6600e-004
tblVehicleEF	MHD	0.04	0.02
tblVehicleEF	MHD	0.03	0.02
tblVehicleEF	MHD	1.1780e-003	5.3200e-004
tblVehicleEF	MHD	0.03	0.01
tblVehicleEF	MHD	0.01	0.08
tblVehicleEF	MHD	0.25	0.04
tblVehicleEF	MHD	0.02	3.2500e-003
tblVehicleEF	MHD	2.3770e-003	1.0690e-003
tblVehicleEF	MHD	0.04	7.3590e-003
tblVehicleEF	MHD	0.41	0.40
tblVehicleEF	MHD	0.21	0.14
tblVehicleEF	MHD	3.91	0.79
tblVehicleEF	MHD	144.26	63.46
tblVehicleEF	MHD	1,097.93	940.09
tblVehicleEF	MHD	49.45	7.41
tblVehicleEF	MHD	0.40	0.36
tblVehicleEF	MHD	0.62	0.99
tblVehicleEF	MHD	1.1000e-004	2.8900e-004
tblVehicleEF	MHD	2.7720e-003	7.6590e-003
tblVehicleEF	MHD	6.6500e-004	8.6000e-005
tblVehicleEF	MHD	1.0600e-004	2.7600e-004
tblVehicleEF	MHD	2.6480e-003	7.3240e-003
tblVehicleEF	MHD	6.1100e-004	7.9000e-005
tblVehicleEF	MHD	1.0160e-003	4.6200e-004
tblVehicleEF	MHD	0.04	0.02
tblVehicleEF	MHD	0.02	0.02

Merrill Commerce Center (Phase B Construction - Mitigated) - San Bernardino-South Coast County, Summer

tblVehicleEF	MHD	5.1300e-004	2.3200e-004
tblVehicleEF	MHD	0.03	0.01
tblVehicleEF	MHD	0.01	0.09
tblVehicleEF	MHD	0.24	0.04
tblVehicleEF	MHD	1.3880e-003	6.0200e-004
tblVehicleEF	MHD	0.01	8.9580e-003
tblVehicleEF	MHD	5.6300e-004	7.3000e-005
tblVehicleEF	MHD	1.0160e-003	4.6200e-004
tblVehicleEF	MHD	0.04	0.02
tblVehicleEF	MHD	0.03	0.02
tblVehicleEF	MHD	5.1300e-004	2.3200e-004
tblVehicleEF	MHD	0.03	0.01
tblVehicleEF	MHD	0.01	0.09
tblVehicleEF	MHD	0.26	0.04
tblVehicleEF	OBUS	0.01	9.0060e-003
tblVehicleEF	OBUS	6.2520e-003	5.7900e-003
tblVehicleEF	OBUS	0.03	0.02
tblVehicleEF	OBUS	0.24	0.51
tblVehicleEF	OBUS	0.41	0.69
tblVehicleEF	OBUS	5.29	2.52
tblVehicleEF	OBUS	65.82	66.45
tblVehicleEF	OBUS	1,119.44	1,394.03
tblVehicleEF	OBUS	69.89	20.71
tblVehicleEF	OBUS	0.13	0.24
tblVehicleEF	OBUS	0.44	0.87
tblVehicleEF	OBUS	1.1000e-005	8.1000e-005
tblVehicleEF	OBUS	2.0200e-003	6.3490e-003

Merrill Commerce Center (Phase B Construction - Mitigated) - San Bernardino-South Coast County, Summer

tblVehicleEF	OBUS	9.5000e-004	2.3700e-004
tblVehicleEF	OBUS	1.1000e-005	7.8000e-005
tblVehicleEF	OBUS	1.9090e-003	6.0530e-003
tblVehicleEF	OBUS	8.7400e-004	2.1800e-004
tblVehicleEF	OBUS	1.8990e-003	2.7570e-003
tblVehicleEF	OBUS	0.02	0.03
tblVehicleEF	OBUS	0.03	0.05
tblVehicleEF	OBUS	8.3600e-004	1.1520e-003
tblVehicleEF	OBUS	0.03	0.03
tblVehicleEF	OBUS	0.05	0.32
tblVehicleEF	OBUS	0.33	0.12
tblVehicleEF	OBUS	6.4000e-004	6.3400e-004
tblVehicleEF	OBUS	0.01	0.01
tblVehicleEF	OBUS	7.9100e-004	2.0500e-004
tblVehicleEF	OBUS	1.8990e-003	2.7570e-003
tblVehicleEF	OBUS	0.02	0.03
tblVehicleEF	OBUS	0.04	0.06
tblVehicleEF	OBUS	8.3600e-004	1.1520e-003
tblVehicleEF	OBUS	0.04	0.04
tblVehicleEF	OBUS	0.05	0.32
tblVehicleEF	OBUS	0.36	0.13
tblVehicleEF	OBUS	0.01	9.0820e-003
tblVehicleEF	OBUS	6.4110e-003	5.9630e-003
tblVehicleEF	OBUS	0.02	0.02
tblVehicleEF	OBUS	0.24	0.51
tblVehicleEF	OBUS	0.42	0.71
tblVehicleEF	OBUS	4.85	2.32

Merrill Commerce Center (Phase B Construction - Mitigated) - San Bernardino-South Coast County, Summer

tblVehicleEF	OBUS	68.71	65.76
tblVehicleEF	OBUS	1,119.44	1,394.07
tblVehicleEF	OBUS	69.89	20.35
tblVehicleEF	OBUS	0.13	0.23
tblVehicleEF	OBUS	0.41	0.80
tblVehicleEF	OBUS	1.0000e-005	7.2000e-005
tblVehicleEF	OBUS	2.0200e-003	6.3490e-003
tblVehicleEF	OBUS	9.5000e-004	2.3700e-004
tblVehicleEF	OBUS	9.0000e-006	6.9000e-005
tblVehicleEF	OBUS	1.9090e-003	6.0530e-003
tblVehicleEF	OBUS	8.7400e-004	2.1800e-004
tblVehicleEF	OBUS	3.6770e-003	5.3510e-003
tblVehicleEF	OBUS	0.02	0.03
tblVehicleEF	OBUS	0.03	0.05
tblVehicleEF	OBUS	1.8930e-003	2.6140e-003
tblVehicleEF	OBUS	0.03	0.03
tblVehicleEF	OBUS	0.05	0.32
tblVehicleEF	OBUS	0.31	0.11
tblVehicleEF	OBUS	6.6800e-004	6.2800e-004
tblVehicleEF	OBUS	0.01	0.01
tblVehicleEF	OBUS	7.8400e-004	2.0100e-004
tblVehicleEF	OBUS	3.6770e-003	5.3510e-003
tblVehicleEF	OBUS	0.02	0.03
tblVehicleEF	OBUS	0.04	0.06
tblVehicleEF	OBUS	1.8930e-003	2.6140e-003
tblVehicleEF	OBUS	0.04	0.04
tblVehicleEF	OBUS	0.05	0.32

Merrill Commerce Center (Phase B Construction - Mitigated) - San Bernardino-South Coast County, Summer

tblVehicleEF	OBUS	0.34	0.12
tblVehicleEF	OBUS	0.01	8.9410e-003
tblVehicleEF	OBUS	6.2690e-003	5.8090e-003
tblVehicleEF	OBUS	0.03	0.02
tblVehicleEF	OBUS	0.25	0.51
tblVehicleEF	OBUS	0.41	0.69
tblVehicleEF	OBUS	5.25	2.51
tblVehicleEF	OBUS	61.82	67.41
tblVehicleEF	OBUS	1,119.44	1,394.04
tblVehicleEF	OBUS	69.89	20.67
tblVehicleEF	OBUS	0.12	0.26
tblVehicleEF	OBUS	0.43	0.86
tblVehicleEF	OBUS	1.4000e-005	9.4000e-005
tblVehicleEF	OBUS	2.0200e-003	6.3490e-003
tblVehicleEF	OBUS	9.5000e-004	2.3700e-004
tblVehicleEF	OBUS	1.3000e-005	9.0000e-005
tblVehicleEF	OBUS	1.9090e-003	6.0530e-003
tblVehicleEF	OBUS	8.7400e-004	2.1800e-004
tblVehicleEF	OBUS	1.9540e-003	2.9210e-003
tblVehicleEF	OBUS	0.02	0.03
tblVehicleEF	OBUS	0.03	0.05
tblVehicleEF	OBUS	8.3000e-004	1.1560e-003
tblVehicleEF	OBUS	0.03	0.03
tblVehicleEF	OBUS	0.05	0.34
tblVehicleEF	OBUS	0.33	0.12
tblVehicleEF	OBUS	6.0200e-004	6.4400e-004
tblVehicleEF	OBUS	0.01	0.01

Merrill Commerce Center (Phase B Construction - Mitigated) - San Bernardino-South Coast County, Summer

tblVehicleEF	OBUS	7.9100e-004	2.0500e-004
tblVehicleEF	OBUS	1.9540e-003	2.9210e-003
tblVehicleEF	OBUS	0.02	0.03
tblVehicleEF	OBUS	0.04	0.06
tblVehicleEF	OBUS	8.3000e-004	1.1560e-003
tblVehicleEF	OBUS	0.04	0.04
tblVehicleEF	OBUS	0.05	0.34
tblVehicleEF	OBUS	0.36	0.13
tblVehicleEF	SBUS	0.82	0.05
tblVehicleEF	SBUS	8.4750e-003	5.6520e-003
tblVehicleEF	SBUS	0.06	4.4230e-003
tblVehicleEF	SBUS	6.01	2.12
tblVehicleEF	SBUS	0.53	0.48
tblVehicleEF	SBUS	5.05	0.58
tblVehicleEF	SBUS	1,217.18	331.70
tblVehicleEF	SBUS	1,113.27	1,082.52
tblVehicleEF	SBUS	40.27	3.48
tblVehicleEF	SBUS	9.36	3.05
tblVehicleEF	SBUS	3.61	4.26
tblVehicleEF	SBUS	7.8830e-003	2.9700e-003
tblVehicleEF	SBUS	0.01	0.01
tblVehicleEF	SBUS	0.02	0.02
tblVehicleEF	SBUS	5.9900e-004	3.5000e-005
tblVehicleEF	SBUS	7.5420e-003	2.8410e-003
tblVehicleEF	SBUS	2.7330e-003	2.7420e-003
tblVehicleEF	SBUS	0.02	0.02
tblVehicleEF	SBUS	5.5100e-004	3.2000e-005

Merrill Commerce Center (Phase B Construction - Mitigated) - San Bernardino-South Coast County, Summer

tblVehicleEF	SBUS	3.0330e-003	7.5800e-004
tblVehicleEF	SBUS	0.02	5.7310e-003
tblVehicleEF	SBUS	0.71	0.22
tblVehicleEF	SBUS	1.4390e-003	3.8400e-004
tblVehicleEF	SBUS	0.10	0.08
tblVehicleEF	SBUS	9.3710e-003	0.03
tblVehicleEF	SBUS	0.27	0.03
tblVehicleEF	SBUS	0.01	3.1550e-003
tblVehicleEF	SBUS	0.01	0.01
tblVehicleEF	SBUS	4.9000e-004	3.4000e-005
tblVehicleEF	SBUS	3.0330e-003	7.5800e-004
tblVehicleEF	SBUS	0.02	5.7310e-003
tblVehicleEF	SBUS	1.02	0.31
tblVehicleEF	SBUS	1.4390e-003	3.8400e-004
tblVehicleEF	SBUS	0.11	0.10
tblVehicleEF	SBUS	9.3710e-003	0.03
tblVehicleEF	SBUS	0.29	0.03
tblVehicleEF	SBUS	0.82	0.05
tblVehicleEF	SBUS	8.6200e-003	5.7220e-003
tblVehicleEF	SBUS	0.05	3.6550e-003
tblVehicleEF	SBUS	5.89	2.09
tblVehicleEF	SBUS	0.53	0.49
tblVehicleEF	SBUS	3.46	0.41
tblVehicleEF	SBUS	1,277.69	337.86
tblVehicleEF	SBUS	1,113.27	1,082.54
tblVehicleEF	SBUS	40.27	3.19
tblVehicleEF	SBUS	9.66	3.09

Merrill Commerce Center (Phase B Construction - Mitigated) - San Bernardino-South Coast County, Summer

tblVehicleEF	SBUS	3.39	3.99
tblVehicleEF	SBUS	6.6460e-003	2.5130e-003
tblVehicleEF	SBUS	0.01	0.01
tblVehicleEF	SBUS	0.02	0.02
tblVehicleEF	SBUS	5.9900e-004	3.5000e-005
tblVehicleEF	SBUS	6.3580e-003	2.4040e-003
tblVehicleEF	SBUS	2.7330e-003	2.7420e-003
tblVehicleEF	SBUS	0.02	0.02
tblVehicleEF	SBUS	5.5100e-004	3.2000e-005
tblVehicleEF	SBUS	5.7580e-003	1.3700e-003
tblVehicleEF	SBUS	0.02	5.9610e-003
tblVehicleEF	SBUS	0.71	0.22
tblVehicleEF	SBUS	3.0800e-003	7.3800e-004
tblVehicleEF	SBUS	0.10	0.08
tblVehicleEF	SBUS	8.5600e-003	0.03
tblVehicleEF	SBUS	0.22	0.02
tblVehicleEF	SBUS	0.01	3.2130e-003
tblVehicleEF	SBUS	0.01	0.01
tblVehicleEF	SBUS	4.6300e-004	3.2000e-005
tblVehicleEF	SBUS	5.7580e-003	1.3700e-003
tblVehicleEF	SBUS	0.02	5.9610e-003
tblVehicleEF	SBUS	1.02	0.31
tblVehicleEF	SBUS	3.0800e-003	7.3800e-004
tblVehicleEF	SBUS	0.11	0.10
tblVehicleEF	SBUS	8.5600e-003	0.03
tblVehicleEF	SBUS	0.24	0.02
tblVehicleEF	SBUS	0.82	0.05

Merrill Commerce Center (Phase B Construction - Mitigated) - San Bernardino-South Coast County, Summer

tblVehicleEF	SBUS	8.4790e-003	5.6490e-003
tblVehicleEF	SBUS	0.06	4.5230e-003
tblVehicleEF	SBUS	6.17	2.16
tblVehicleEF	SBUS	0.53	0.48
tblVehicleEF	SBUS	5.10	0.60
tblVehicleEF	SBUS	1,133.61	323.18
tblVehicleEF	SBUS	1,113.27	1,082.52
tblVehicleEF	SBUS	40.27	3.50
tblVehicleEF	SBUS	8.94	2.98
tblVehicleEF	SBUS	3.56	4.20
tblVehicleEF	SBUS	9.5930e-003	3.6010e-003
tblVehicleEF	SBUS	0.01	0.01
tblVehicleEF	SBUS	0.02	0.02
tblVehicleEF	SBUS	5.9900e-004	3.5000e-005
tblVehicleEF	SBUS	9.1780e-003	3.4450e-003
tblVehicleEF	SBUS	2.7330e-003	2.7420e-003
tblVehicleEF	SBUS	0.02	0.02
tblVehicleEF	SBUS	5.5100e-004	3.2000e-005
tblVehicleEF	SBUS	2.9290e-003	7.0600e-004
tblVehicleEF	SBUS	0.02	5.8560e-003
tblVehicleEF	SBUS	0.71	0.22
tblVehicleEF	SBUS	1.4140e-003	3.8400e-004
tblVehicleEF	SBUS	0.10	0.08
tblVehicleEF	SBUS	0.01	0.04
tblVehicleEF	SBUS	0.27	0.03
tblVehicleEF	SBUS	0.01	3.0740e-003
tblVehicleEF	SBUS	0.01	0.01

Merrill Commerce Center (Phase B Construction - Mitigated) - San Bernardino-South Coast County, Summer

tblVehicleEF	SBUS	4.9100e-004	3.5000e-005
tblVehicleEF	SBUS	2.9290e-003	7.0600e-004
tblVehicleEF	SBUS	0.02	5.8560e-003
tblVehicleEF	SBUS	1.03	0.31
tblVehicleEF	SBUS	1.4140e-003	3.8400e-004
tblVehicleEF	SBUS	0.11	0.10
tblVehicleEF	SBUS	0.01	0.04
tblVehicleEF	SBUS	0.29	0.03
tblVehicleEF	UBUS	1.54	4.21
tblVehicleEF	UBUS	0.08	0.02
tblVehicleEF	UBUS	7.71	32.80
tblVehicleEF	UBUS	12.81	1.41
tblVehicleEF	UBUS	1,799.11	1,717.67
tblVehicleEF	UBUS	140.33	16.41
tblVehicleEF	UBUS	4.15	0.36
tblVehicleEF	UBUS	0.51	0.08
tblVehicleEF	UBUS	0.01	0.03
tblVehicleEF	UBUS	0.04	2.7180e-003
tblVehicleEF	UBUS	1.4670e-003	2.1400e-004
tblVehicleEF	UBUS	0.22	0.03
tblVehicleEF	UBUS	3.0000e-003	6.3130e-003
tblVehicleEF	UBUS	0.04	2.5830e-003
tblVehicleEF	UBUS	1.3480e-003	1.9700e-004
tblVehicleEF	UBUS	7.2070e-003	1.6210e-003
tblVehicleEF	UBUS	0.10	8.9290e-003
tblVehicleEF	UBUS	3.6150e-003	6.9100e-004
tblVehicleEF	UBUS	0.42	0.06

Merrill Commerce Center (Phase B Construction - Mitigated) - San Bernardino-South Coast County, Summer

tblVehicleEF	UBUS	0.02	0.03
tblVehicleEF	UBUS	1.06	0.07
tblVehicleEF	UBUS	9.4600e-003	3.7390e-003
tblVehicleEF	UBUS	1.6370e-003	1.6200e-004
tblVehicleEF	UBUS	7.2070e-003	1.6210e-003
tblVehicleEF	UBUS	0.10	8.9290e-003
tblVehicleEF	UBUS	3.6150e-003	6.9100e-004
tblVehicleEF	UBUS	2.00	4.30
tblVehicleEF	UBUS	0.02	0.03
tblVehicleEF	UBUS	1.17	0.07
tblVehicleEF	UBUS	1.54	4.21
tblVehicleEF	UBUS	0.07	0.02
tblVehicleEF	UBUS	7.78	32.80
tblVehicleEF	UBUS	10.55	1.16
tblVehicleEF	UBUS	1,799.11	1,717.67
tblVehicleEF	UBUS	140.33	15.98
tblVehicleEF	UBUS	3.85	0.35
tblVehicleEF	UBUS	0.51	0.08
tblVehicleEF	UBUS	0.01	0.03
tblVehicleEF	UBUS	0.04	2.7180e-003
tblVehicleEF	UBUS	1.4670e-003	2.1400e-004
tblVehicleEF	UBUS	0.22	0.03
tblVehicleEF	UBUS	3.0000e-003	6.3130e-003
tblVehicleEF	UBUS	0.04	2.5830e-003
tblVehicleEF	UBUS	1.3480e-003	1.9700e-004
tblVehicleEF	UBUS	0.01	3.0930e-003
tblVehicleEF	UBUS	0.12	0.01

Merrill Commerce Center (Phase B Construction - Mitigated) - San Bernardino-South Coast County, Summer

tblVehicleEF	UBUS	8.4130e-003	1.5870e-003
tblVehicleEF	UBUS	0.43	0.06
tblVehicleEF	UBUS	0.02	0.03
tblVehicleEF	UBUS	0.95	0.06
tblVehicleEF	UBUS	9.4620e-003	3.7390e-003
tblVehicleEF	UBUS	1.5980e-003	1.5800e-004
tblVehicleEF	UBUS	0.01	3.0930e-003
tblVehicleEF	UBUS	0.12	0.01
tblVehicleEF	UBUS	8.4130e-003	1.5870e-003
tblVehicleEF	UBUS	2.01	4.30
tblVehicleEF	UBUS	0.02	0.03
tblVehicleEF	UBUS	1.04	0.06
tblVehicleEF	UBUS	1.54	4.21
tblVehicleEF	UBUS	0.08	0.02
tblVehicleEF	UBUS	7.72	32.80
tblVehicleEF	UBUS	12.41	1.38
tblVehicleEF	UBUS	1,799.11	1,717.67
tblVehicleEF	UBUS	140.33	16.35
tblVehicleEF	UBUS	4.07	0.36
tblVehicleEF	UBUS	0.51	0.08
tblVehicleEF	UBUS	0.01	0.03
tblVehicleEF	UBUS	0.04	2.7180e-003
tblVehicleEF	UBUS	1.4670e-003	2.1400e-004
tblVehicleEF	UBUS	0.22	0.03
tblVehicleEF	UBUS	3.0000e-003	6.3130e-003
tblVehicleEF	UBUS	0.04	2.5830e-003
tblVehicleEF	UBUS	1.3480e-003	1.9700e-004

Merrill Commerce Center (Phase B Construction - Mitigated) - San Bernardino-South Coast County, Summer

tblVehicleEF	UBUS	8.0140e-003	1.7000e-003
tblVehicleEF	UBUS	0.12	0.01
tblVehicleEF	UBUS	3.7130e-003	6.8300e-004
tblVehicleEF	UBUS	0.42	0.06
tblVehicleEF	UBUS	0.03	0.04
tblVehicleEF	UBUS	1.05	0.07
tblVehicleEF	UBUS	9.4600e-003	3.7390e-003
tblVehicleEF	UBUS	1.6300e-003	1.6200e-004
tblVehicleEF	UBUS	8.0140e-003	1.7000e-003
tblVehicleEF	UBUS	0.12	0.01
tblVehicleEF	UBUS	3.7130e-003	6.8300e-004
tblVehicleEF	UBUS	2.00	4.30
tblVehicleEF	UBUS	0.03	0.04
tblVehicleEF	UBUS	1.15	0.07
tblVehicleTrips	CC_TL	8.40	0.00
tblVehicleTrips	CC_TL	8.40	0.00
tblVehicleTrips	CNW_TL	6.90	0.00
tblVehicleTrips	CNW_TL	6.90	0.00
tblVehicleTrips	CNW_TTP	41.00	0.00
tblVehicleTrips	CW_TL	16.60	0.00
tblVehicleTrips	CW_TL	16.60	0.00
tblVehicleTrips	CW_TTP	59.00	0.00
tblVehicleTrips	DV_TP	5.00	0.00
tblVehicleTrips	PB_TP	3.00	0.00
tblVehicleTrips	PR_TP	92.00	0.00
tblVehicleTrips	ST_TR	1.68	0.00
tblVehicleTrips	SU_TR	1.68	0.00

Merrill Commerce Center (Phase B Construction - Mitigated) - San Bernardino-South Coast County, Summer

tblVehicleTrips	WD_TR	1.68	0.00
tblWater	IndoorWaterUseRate	1,117,862,500.00	0.00

2.0 Emissions Summary

2.1 Overall Construction (Maximum Daily Emission)

Unmitigated Construction

	ROG	NOx	CO	SO2	Fugitive PM10	Exhaust PM10	PM10 Total	Fugitive PM2.5	Exhaust PM2.5	PM2.5 Total	Bio- CO2	NBio- CO2	Total CO2	CH4	N2O	CO2e
Year	lb/day										lb/day					
2022	2.7157	25.9605	21.1971	0.0411	0.5774	1.2442	1.8216	0.1263	1.1567	1.2830	0.0000	3,982.4935	3,982.4935	1.0607	0.0000	4,009.0117
2023	3.9961	41.9255	28.7743	0.0736	21.9792	1.7589	23.7381	10.3848	1.6182	12.0030	0.0000	7,127.8582	7,127.8582	2.2446	0.0000	7,183.9743
2024	30.7891	106.7018	138.5685	0.5831	37.2707	1.8100	39.0807	10.0168	1.6866	11.7034	0.0000	59,261.6701	59,261.6701	3.7555	0.0000	59,355.5571
2025	29.7668	101.5612	130.7449	0.5706	37.2707	1.5986	38.8692	10.0168	1.4893	11.5061	0.0000	58,015.1992	58,015.1992	3.6824	0.0000	58,107.2580
Maximum	30.7891	106.7018	138.5685	0.5831	37.2707	1.8100	39.0807	10.3848	1.6866	12.0030	0.0000	59,261.6701	59,261.6701	3.7555	0.0000	59,355.5571

Merrill Commerce Center (Phase B Construction - Mitigated) - San Bernardino-South Coast County, Summer

2.1 Overall Construction (Maximum Daily Emission)**Mitigated Construction**

	ROG	NOx	CO	SO2	Fugitive PM10	Exhaust PM10	PM10 Total	Fugitive PM2.5	Exhaust PM2.5	PM2.5 Total	Bio- CO2	NBio- CO2	Total CO2	CH4	N2O	CO2e
Year	lb/day										lb/day					
2022	0.5388	2.2443	23.8828	0.0411	0.4525	0.0632	0.5157	0.1074	0.0631	0.1704	0.0000	3,982.4935	3,982.4935	1.0607	0.0000	4,009.0117
2023	0.9673	3.8578	36.0877	0.0736	8.6946	0.1185	8.7891	4.0826	0.1184	4.1770	0.0000	7,127.8582	7,127.8582	2.2446	0.0000	7,183.9743
2024	27.9990	75.7099	146.3890	0.5831	37.2707	0.3602	37.6309	10.0168	0.3424	10.3593	0.0000	59,261.6701	59,261.6701	3.7555	0.0000	59,355.5571
2025	27.2896	74.7003	138.9821	0.5706	37.2707	0.3555	37.6262	10.0168	0.3381	10.3549	0.0000	58,015.1992	58,015.1992	3.6824	0.0000	58,107.2580
Maximum	27.9990	75.7099	146.3890	0.5831	37.2707	0.3602	37.6309	10.0168	0.3424	10.3593	0.0000	59,261.6701	59,261.6701	3.7555	0.0000	59,355.5571

	ROG	NOx	CO	SO2	Fugitive PM10	Exhaust PM10	PM10 Total	Fugitive PM2.5	Exhaust PM2.5	PM2.5 Total	Bio- CO2	NBio-CO2	Total CO2	CH4	N2O	CO2e
Percent Reduction	15.57	43.32	-8.16	0.00	13.81	86.00	18.31	20.69	85.51	31.33	0.00	0.00	0.00	0.00	0.00	0.00

Merrill Commerce Center (Phase B Construction - Mitigated) - San Bernardino-South Coast County, Summer

2.2 Overall Operational**Unmitigated Operational**

	ROG	NOx	CO	SO2	Fugitive PM10	Exhaust PM10	PM10 Total	Fugitive PM2.5	Exhaust PM2.5	PM2.5 Total	Bio- CO2	NBio- CO2	Total CO2	CH4	N2O	CO2e
Category	lb/day										lb/day					
Area	108.3445	4.4800e-003	0.4940	4.0000e-005		1.7600e-003	1.7600e-003		1.7600e-003	1.7600e-003		1.0615	1.0615	2.7600e-003		1.1306
Energy	0.0000	0.0000	0.0000	0.0000		0.0000	0.0000		0.0000	0.0000		0.0000	0.0000	0.0000	0.0000	0.0000
Mobile	0.0000	0.0000	0.0000	0.0000	0.0000	0.0000	0.0000	0.0000	0.0000	0.0000		0.0000	0.0000	0.0000		0.0000
Total	108.3445	4.4800e-003	0.4940	4.0000e-005	0.0000	1.7600e-003	1.7600e-003	0.0000	1.7600e-003	1.7600e-003		1.0615	1.0615	2.7600e-003	0.0000	1.1306

Mitigated Operational

	ROG	NOx	CO	SO2	Fugitive PM10	Exhaust PM10	PM10 Total	Fugitive PM2.5	Exhaust PM2.5	PM2.5 Total	Bio- CO2	NBio- CO2	Total CO2	CH4	N2O	CO2e
Category	lb/day										lb/day					
Area	108.3445	4.4800e-003	0.4940	4.0000e-005		1.7600e-003	1.7600e-003		1.7600e-003	1.7600e-003		1.0615	1.0615	2.7600e-003		1.1306
Energy	0.0000	0.0000	0.0000	0.0000		0.0000	0.0000		0.0000	0.0000		0.0000	0.0000	0.0000	0.0000	0.0000
Mobile	0.0000	0.0000	0.0000	0.0000	0.0000	0.0000	0.0000	0.0000	0.0000	0.0000		0.0000	0.0000	0.0000		0.0000
Total	108.3445	4.4800e-003	0.4940	4.0000e-005	0.0000	1.7600e-003	1.7600e-003	0.0000	1.7600e-003	1.7600e-003		1.0615	1.0615	2.7600e-003	0.0000	1.1306

Merrill Commerce Center (Phase B Construction - Mitigated) - San Bernardino-South Coast County, Summer

	ROG	NOx	CO	SO2	Fugitive PM10	Exhaust PM10	PM10 Total	Fugitive PM2.5	Exhaust PM2.5	PM2.5 Total	Bio- CO2	NBio-CO2	Total CO2	CH4	N2O	CO2e
Percent Reduction	0.00	0.00	0.00	0.00	0.00	0.00	0.00	0.00	0.00	0.00	0.00	0.00	0.00	0.00	0.00	0.00

3.0 Construction Detail

Construction Phase

Phase Number	Phase Name	Phase Type	Start Date	End Date	Num Days Week	Num Days	Phase Description
1	Demolition	Demolition	12/24/2022	4/14/2023	5	80	
2	Site Preparation	Site Preparation	4/15/2023	8/4/2023	5	80	
3	Grading	Grading	8/5/2023	2/16/2024	5	140	
4	Building Construction	Building Construction	2/17/2024	12/26/2025	5	485	
5	Paving	Paving	9/21/2024	12/26/2025	5	330	
6	Architectural Coating	Architectural Coating	9/21/2024	12/26/2025	5	330	

Acres of Grading (Site Preparation Phase): 280

Acres of Grading (Grading Phase): 560

Acres of Paving: 16.47

Residential Indoor: 0; Residential Outdoor: 0; Non-Residential Indoor: 7,251,000; Non-Residential Outdoor: 2,417,000; Striped Parking Area: 43,046 (Architectural Coating – sqft)

OffRoad Equipment

Merrill Commerce Center (Phase B Construction - Mitigated) - San Bernardino-South Coast County, Summer

Phase Name	Offroad Equipment Type	Amount	Usage Hours	Horse Power	Load Factor
Demolition	Concrete/Industrial Saws	1	8.00	81	0.73
Demolition	Excavators	3	8.00	158	0.38
Demolition	Rubber Tired Dozers	2	8.00	247	0.40
Site Preparation	Crawler Tractors	4	8.00	212	0.43
Site Preparation	Rubber Tired Dozers	3	8.00	247	0.40
Site Preparation	Tractors/Loaders/Backhoes	0	8.00	97	0.37
Grading	Crawler Tractors	2	8.00	212	0.43
Grading	Excavators	2	8.00	158	0.38
Grading	Graders	1	8.00	187	0.41
Grading	Rubber Tired Dozers	1	8.00	247	0.40
Grading	Scrapers	2	8.00	367	0.48
Grading	Tractors/Loaders/Backhoes	0	8.00	97	0.37
Building Construction	Cranes	1	8.00	231	0.29
Building Construction	Crawler Tractors	3	8.00	212	0.43
Building Construction	Forklifts	3	8.00	89	0.20
Building Construction	Generator Sets	1	8.00	84	0.74
Building Construction	Tractors/Loaders/Backhoes	0	8.00	97	0.37
Building Construction	Welders	1	8.00	46	0.45
Paving	Pavers	2	8.00	130	0.42
Paving	Paving Equipment	2	8.00	132	0.36
Paving	Rollers	2	8.00	80	0.38
Architectural Coating	Air Compressors	1	8.00	78	0.48

Trips and VMT

Merrill Commerce Center (Phase B Construction - Mitigated) - San Bernardino-South Coast County, Summer

Phase Name	Offroad Equipment Count	Worker Trip Number	Vendor Trip Number	Hauling Trip Number	Worker Trip Length	Vendor Trip Length	Hauling Trip Length	Worker Vehicle Class	Vendor Vehicle Class	Hauling Vehicle Class
Demolition	6	15.00	0.00	76.00	14.70	6.90	20.00	LD_Mix	HDT_Mix	HHDT
Site Preparation	7	18.00	0.00	0.00	14.70	6.90	20.00	LD_Mix	HDT_Mix	HHDT
Grading	8	20.00	0.00	0.00	14.70	6.90	20.00	LD_Mix	HDT_Mix	HHDT
Building Construction	9	2,332.00	910.00	0.00	14.70	6.90	20.00	LD_Mix	HDT_Mix	HHDT
Paving	6	15.00	0.00	0.00	14.70	6.90	20.00	LD_Mix	HDT_Mix	HHDT
Architectural Coating	1	466.00	0.00	0.00	14.70	6.90	20.00	LD_Mix	HDT_Mix	HHDT

3.1 Mitigation Measures Construction

Use Cleaner Engines for Construction Equipment

Water Exposed Area

3.2 Demolition - 2022**Unmitigated Construction On-Site**

	ROG	NOx	CO	SO2	Fugitive PM10	Exhaust PM10	PM10 Total	Fugitive PM2.5	Exhaust PM2.5	PM2.5 Total	Bio- CO2	NBio- CO2	Total CO2	CH4	N2O	CO2e
Category	lb/day										lb/day					
Fugitive Dust					0.2048	0.0000	0.2048	0.0310	0.0000	0.0310			0.0000			0.0000
Off-Road	2.6392	25.7194	20.5941	0.0388		1.2427	1.2427		1.1553	1.1553		3,746.7812	3,746.7812	1.0524		3,773.0920
Total	2.6392	25.7194	20.5941	0.0388	0.2048	1.2427	1.4474	0.0310	1.1553	1.1863		3,746.7812	3,746.7812	1.0524		3,773.0920

Merrill Commerce Center (Phase B Construction - Mitigated) - San Bernardino-South Coast County, Summer

3.2 Demolition - 2022**Unmitigated Construction Off-Site**

	ROG	NOx	CO	SO2	Fugitive PM10	Exhaust PM10	PM10 Total	Fugitive PM2.5	Exhaust PM2.5	PM2.5 Total	Bio- CO2	NBio- CO2	Total CO2	CH4	N2O	CO2e
Category	lb/day										lb/day					
Hauling	5.3400e-003	0.1987	0.0325	7.3000e-004	0.2050	5.1000e-004	0.2055	0.0508	4.9000e-004	0.0513		77.5220	77.5220	4.1000e-003		77.6246
Vendor	0.0000	0.0000	0.0000	0.0000	0.0000	0.0000	0.0000	0.0000	0.0000	0.0000		0.0000	0.0000	0.0000		0.0000
Worker	0.0712	0.0424	0.5705	1.5900e-003	0.1677	1.0400e-003	0.1687	0.0445	9.6000e-004	0.0454		158.1904	158.1904	4.1900e-003		158.2951
Total	0.0765	0.2411	0.6030	2.3200e-003	0.3727	1.5500e-003	0.3742	0.0953	1.4500e-003	0.0967		235.7124	235.7124	8.2900e-003		235.9197

Mitigated Construction On-Site

	ROG	NOx	CO	SO2	Fugitive PM10	Exhaust PM10	PM10 Total	Fugitive PM2.5	Exhaust PM2.5	PM2.5 Total	Bio- CO2	NBio- CO2	Total CO2	CH4	N2O	CO2e
Category	lb/day										lb/day					
Fugitive Dust					0.0799	0.0000	0.0799	0.0121	0.0000	0.0121			0.0000			0.0000
Off-Road	0.4623	2.0032	23.2798	0.0388		0.0616	0.0616		0.0616	0.0616	0.0000	3,746.7812	3,746.7812	1.0524		3,773.0920
Total	0.4623	2.0032	23.2798	0.0388	0.0799	0.0616	0.1415	0.0121	0.0616	0.0737	0.0000	3,746.7812	3,746.7812	1.0524		3,773.0920

Merrill Commerce Center (Phase B Construction - Mitigated) - San Bernardino-South Coast County, Summer

3.2 Demolition - 2022**Mitigated Construction Off-Site**

	ROG	NOx	CO	SO2	Fugitive PM10	Exhaust PM10	PM10 Total	Fugitive PM2.5	Exhaust PM2.5	PM2.5 Total	Bio- CO2	NBio- CO2	Total CO2	CH4	N2O	CO2e
Category	lb/day										lb/day					
Hauling	5.3400e-003	0.1987	0.0325	7.3000e-004	0.2050	5.1000e-004	0.2055	0.0508	4.9000e-004	0.0513		77.5220	77.5220	4.1000e-003		77.6246
Vendor	0.0000	0.0000	0.0000	0.0000	0.0000	0.0000	0.0000	0.0000	0.0000	0.0000		0.0000	0.0000	0.0000		0.0000
Worker	0.0712	0.0424	0.5705	1.5900e-003	0.1677	1.0400e-003	0.1687	0.0445	9.6000e-004	0.0454		158.1904	158.1904	4.1900e-003		158.2951
Total	0.0765	0.2411	0.6030	2.3200e-003	0.3727	1.5500e-003	0.3742	0.0953	1.4500e-003	0.0967		235.7124	235.7124	8.2900e-003		235.9197

3.2 Demolition - 2023**Unmitigated Construction On-Site**

	ROG	NOx	CO	SO2	Fugitive PM10	Exhaust PM10	PM10 Total	Fugitive PM2.5	Exhaust PM2.5	PM2.5 Total	Bio- CO2	NBio- CO2	Total CO2	CH4	N2O	CO2e
Category	lb/day										lb/day					
Fugitive Dust					0.2048	0.0000	0.2048	0.0310	0.0000	0.0310			0.0000			0.0000
Off-Road	2.2691	21.4844	19.6434	0.0388		0.9975	0.9975		0.9280	0.9280		3,746.9840	3,746.9840	1.0494		3,773.2183
Total	2.2691	21.4844	19.6434	0.0388	0.2048	0.9975	1.2023	0.0310	0.9280	0.9590		3,746.9840	3,746.9840	1.0494		3,773.2183

Merrill Commerce Center (Phase B Construction - Mitigated) - San Bernardino-South Coast County, Summer

3.2 Demolition - 2023**Unmitigated Construction Off-Site**

	ROG	NOx	CO	SO2	Fugitive PM10	Exhaust PM10	PM10 Total	Fugitive PM2.5	Exhaust PM2.5	PM2.5 Total	Bio- CO2	NBio- CO2	Total CO2	CH4	N2O	CO2e
Category	lb/day										lb/day					
Hauling	3.6400e-003	0.1333	0.0285	7.0000e-004	0.0175	2.3000e-004	0.0177	4.7600e-003	2.2000e-004	4.9900e-003		74.8812	74.8812	3.4500e-003		74.9674
Vendor	0.0000	0.0000	0.0000	0.0000	0.0000	0.0000	0.0000	0.0000	0.0000	0.0000		0.0000	0.0000	0.0000		0.0000
Worker	0.0666	0.0381	0.5238	1.5300e-003	0.1677	1.0100e-003	0.1687	0.0445	9.3000e-004	0.0454		152.2425	152.2425	3.7500e-003		152.3363
Total	0.0702	0.1714	0.5523	2.2300e-003	0.1851	1.2400e-003	0.1864	0.0492	1.1500e-003	0.0504		227.1237	227.1237	7.2000e-003		227.3037

Mitigated Construction On-Site

	ROG	NOx	CO	SO2	Fugitive PM10	Exhaust PM10	PM10 Total	Fugitive PM2.5	Exhaust PM2.5	PM2.5 Total	Bio- CO2	NBio- CO2	Total CO2	CH4	N2O	CO2e
Category	lb/day										lb/day					
Fugitive Dust					0.0799	0.0000	0.0799	0.0121	0.0000	0.0121			0.0000			0.0000
Off-Road	0.4623	2.0032	23.2798	0.0388		0.0616	0.0616		0.0616	0.0616	0.0000	3,746.9840	3,746.9840	1.0494		3,773.2183
Total	0.4623	2.0032	23.2798	0.0388	0.0799	0.0616	0.1415	0.0121	0.0616	0.0737	0.0000	3,746.9840	3,746.9840	1.0494		3,773.2183

Merrill Commerce Center (Phase B Construction - Mitigated) - San Bernardino-South Coast County, Summer

3.2 Demolition - 2023**Mitigated Construction Off-Site**

	ROG	NOx	CO	SO2	Fugitive PM10	Exhaust PM10	PM10 Total	Fugitive PM2.5	Exhaust PM2.5	PM2.5 Total	Bio- CO2	NBio- CO2	Total CO2	CH4	N2O	CO2e
Category	lb/day										lb/day					
Hauling	3.6400e-003	0.1333	0.0285	7.0000e-004	0.0175	2.3000e-004	0.0177	4.7600e-003	2.2000e-004	4.9900e-003		74.8812	74.8812	3.4500e-003		74.9674
Vendor	0.0000	0.0000	0.0000	0.0000	0.0000	0.0000	0.0000	0.0000	0.0000	0.0000		0.0000	0.0000	0.0000		0.0000
Worker	0.0666	0.0381	0.5238	1.5300e-003	0.1677	1.0100e-003	0.1687	0.0445	9.3000e-004	0.0454		152.2425	152.2425	3.7500e-003		152.3363
Total	0.0702	0.1714	0.5523	2.2300e-003	0.1851	1.2400e-003	0.1864	0.0492	1.1500e-003	0.0504		227.1237	227.1237	7.2000e-003		227.3037

3.3 Site Preparation - 2023**Unmitigated Construction On-Site**

	ROG	NOx	CO	SO2	Fugitive PM10	Exhaust PM10	PM10 Total	Fugitive PM2.5	Exhaust PM2.5	PM2.5 Total	Bio- CO2	NBio- CO2	Total CO2	CH4	N2O	CO2e
Category	lb/day										lb/day					
Fugitive Dust					21.7780	0.0000	21.7780	10.3315	0.0000	10.3315			0.0000			0.0000
Off-Road	3.8307	41.8798	18.2937	0.0569		1.7577	1.7577		1.6171	1.6171		5,514.089 1	5,514.089 1	1.7834		5,558.673 3
Total	3.8307	41.8798	18.2937	0.0569	21.7780	1.7577	23.5357	10.3315	1.6171	11.9486		5,514.089 1	5,514.089 1	1.7834		5,558.673 3

Merrill Commerce Center (Phase B Construction - Mitigated) - San Bernardino-South Coast County, Summer

3.3 Site Preparation - 2023**Unmitigated Construction Off-Site**

	ROG	NOx	CO	SO2	Fugitive PM10	Exhaust PM10	PM10 Total	Fugitive PM2.5	Exhaust PM2.5	PM2.5 Total	Bio- CO2	NBio- CO2	Total CO2	CH4	N2O	CO2e
Category	lb/day										lb/day					
Hauling	0.0000	0.0000	0.0000	0.0000	0.0000	0.0000	0.0000	0.0000	0.0000	0.0000		0.0000	0.0000	0.0000		0.0000
Vendor	0.0000	0.0000	0.0000	0.0000	0.0000	0.0000	0.0000	0.0000	0.0000	0.0000		0.0000	0.0000	0.0000		0.0000
Worker	0.0799	0.0458	0.6286	1.8300e-003	0.2012	1.2200e-003	0.2024	0.0534	1.1200e-003	0.0545		182.6910	182.6910	4.5000e-003		182.8036
Total	0.0799	0.0458	0.6286	1.8300e-003	0.2012	1.2200e-003	0.2024	0.0534	1.1200e-003	0.0545		182.6910	182.6910	4.5000e-003		182.8036

Mitigated Construction On-Site

	ROG	NOx	CO	SO2	Fugitive PM10	Exhaust PM10	PM10 Total	Fugitive PM2.5	Exhaust PM2.5	PM2.5 Total	Bio- CO2	NBio- CO2	Total CO2	CH4	N2O	CO2e
Category	lb/day										lb/day					
Fugitive Dust					8.4934	0.0000	8.4934	4.0293	0.0000	4.0293			0.0000			0.0000
Off-Road	0.6995	3.0313	25.6493	0.0569		0.0933	0.0933		0.0933	0.0933	0.0000	5,514.089 1	5,514.089 1	1.7834		5,558.673 3
Total	0.6995	3.0313	25.6493	0.0569	8.4934	0.0933	8.5867	4.0293	0.0933	4.1225	0.0000	5,514.089 1	5,514.089 1	1.7834		5,558.673 3

Merrill Commerce Center (Phase B Construction - Mitigated) - San Bernardino-South Coast County, Summer

3.3 Site Preparation - 2023**Mitigated Construction Off-Site**

	ROG	NOx	CO	SO2	Fugitive PM10	Exhaust PM10	PM10 Total	Fugitive PM2.5	Exhaust PM2.5	PM2.5 Total	Bio- CO2	NBio- CO2	Total CO2	CH4	N2O	CO2e
Category	lb/day										lb/day					
Hauling	0.0000	0.0000	0.0000	0.0000	0.0000	0.0000	0.0000	0.0000	0.0000	0.0000		0.0000	0.0000	0.0000		0.0000
Vendor	0.0000	0.0000	0.0000	0.0000	0.0000	0.0000	0.0000	0.0000	0.0000	0.0000		0.0000	0.0000	0.0000		0.0000
Worker	0.0799	0.0458	0.6286	1.8300e-003	0.2012	1.2200e-003	0.2024	0.0534	1.1200e-003	0.0545		182.6910	182.6910	4.5000e-003		182.8036
Total	0.0799	0.0458	0.6286	1.8300e-003	0.2012	1.2200e-003	0.2024	0.0534	1.1200e-003	0.0545		182.6910	182.6910	4.5000e-003		182.8036

3.4 Grading - 2023**Unmitigated Construction On-Site**

	ROG	NOx	CO	SO2	Fugitive PM10	Exhaust PM10	PM10 Total	Fugitive PM2.5	Exhaust PM2.5	PM2.5 Total	Bio- CO2	NBio- CO2	Total CO2	CH4	N2O	CO2e
Category	lb/day										lb/day					
Fugitive Dust					10.2641	0.0000	10.2641	3.7683	0.0000	3.7683			0.0000			0.0000
Off-Road	3.9073	41.6934	28.0758	0.0715		1.6703	1.6703		1.5367	1.5367		6,924.868 2	6,924.868 2	2.2396		6,980.859 3
Total	3.9073	41.6934	28.0758	0.0715	10.2641	1.6703	11.9344	3.7683	1.5367	5.3050		6,924.868 2	6,924.868 2	2.2396		6,980.859 3

Merrill Commerce Center (Phase B Construction - Mitigated) - San Bernardino-South Coast County, Summer

3.4 Grading - 2023**Unmitigated Construction Off-Site**

	ROG	NOx	CO	SO2	Fugitive PM10	Exhaust PM10	PM10 Total	Fugitive PM2.5	Exhaust PM2.5	PM2.5 Total	Bio- CO2	NBio- CO2	Total CO2	CH4	N2O	CO2e
Category	lb/day										lb/day					
Hauling	0.0000	0.0000	0.0000	0.0000	0.0000	0.0000	0.0000	0.0000	0.0000	0.0000		0.0000	0.0000	0.0000		0.0000
Vendor	0.0000	0.0000	0.0000	0.0000	0.0000	0.0000	0.0000	0.0000	0.0000	0.0000		0.0000	0.0000	0.0000		0.0000
Worker	0.0888	0.0509	0.6984	2.0400e-003	0.2236	1.3500e-003	0.2249	0.0593	1.2400e-003	0.0605		202.9900	202.9900	5.0000e-003		203.1151
Total	0.0888	0.0509	0.6984	2.0400e-003	0.2236	1.3500e-003	0.2249	0.0593	1.2400e-003	0.0605		202.9900	202.9900	5.0000e-003		203.1151

Mitigated Construction On-Site

	ROG	NOx	CO	SO2	Fugitive PM10	Exhaust PM10	PM10 Total	Fugitive PM2.5	Exhaust PM2.5	PM2.5 Total	Bio- CO2	NBio- CO2	Total CO2	CH4	N2O	CO2e
Category	lb/day										lb/day					
Fugitive Dust					4.0030	0.0000	4.0030	1.4696	0.0000	1.4696			0.0000			0.0000
Off-Road	0.8785	3.8069	35.3893	0.0715		0.1171	0.1171		0.1171	0.1171	0.0000	6,924.868 2	6,924.868 2	2.2396		6,980.859 3
Total	0.8785	3.8069	35.3893	0.0715	4.0030	0.1171	4.1201	1.4696	0.1171	1.5868	0.0000	6,924.868 2	6,924.868 2	2.2396		6,980.859 3

Merrill Commerce Center (Phase B Construction - Mitigated) - San Bernardino-South Coast County, Summer

3.4 Grading - 2023**Mitigated Construction Off-Site**

	ROG	NOx	CO	SO2	Fugitive PM10	Exhaust PM10	PM10 Total	Fugitive PM2.5	Exhaust PM2.5	PM2.5 Total	Bio- CO2	NBio- CO2	Total CO2	CH4	N2O	CO2e
Category	lb/day										lb/day					
Hauling	0.0000	0.0000	0.0000	0.0000	0.0000	0.0000	0.0000	0.0000	0.0000	0.0000		0.0000	0.0000	0.0000		0.0000
Vendor	0.0000	0.0000	0.0000	0.0000	0.0000	0.0000	0.0000	0.0000	0.0000	0.0000		0.0000	0.0000	0.0000		0.0000
Worker	0.0888	0.0509	0.6984	2.0400e-003	0.2236	1.3500e-003	0.2249	0.0593	1.2400e-003	0.0605		202.9900	202.9900	5.0000e-003		203.1151
Total	0.0888	0.0509	0.6984	2.0400e-003	0.2236	1.3500e-003	0.2249	0.0593	1.2400e-003	0.0605		202.9900	202.9900	5.0000e-003		203.1151

3.4 Grading - 2024**Unmitigated Construction On-Site**

	ROG	NOx	CO	SO2	Fugitive PM10	Exhaust PM10	PM10 Total	Fugitive PM2.5	Exhaust PM2.5	PM2.5 Total	Bio- CO2	NBio- CO2	Total CO2	CH4	N2O	CO2e
Category	lb/day										lb/day					
Fugitive Dust					10.2641	0.0000	10.2641	3.7683	0.0000	3.7683			0.0000			0.0000
Off-Road	3.7784	38.9767	27.6567	0.0715		1.5711	1.5711		1.4454	1.4454		6,923.5170	6,923.5170	2.2392		6,979.4972
Total	3.7784	38.9767	27.6567	0.0715	10.2641	1.5711	11.8352	3.7683	1.4454	5.2137		6,923.5170	6,923.5170	2.2392		6,979.4972

Merrill Commerce Center (Phase B Construction - Mitigated) - San Bernardino-South Coast County, Summer

3.4 Grading - 2024**Unmitigated Construction Off-Site**

	ROG	NOx	CO	SO2	Fugitive PM10	Exhaust PM10	PM10 Total	Fugitive PM2.5	Exhaust PM2.5	PM2.5 Total	Bio- CO2	NBio- CO2	Total CO2	CH4	N2O	CO2e
Category	lb/day										lb/day					
Hauling	0.0000	0.0000	0.0000	0.0000	0.0000	0.0000	0.0000	0.0000	0.0000	0.0000		0.0000	0.0000	0.0000		0.0000
Vendor	0.0000	0.0000	0.0000	0.0000	0.0000	0.0000	0.0000	0.0000	0.0000	0.0000		0.0000	0.0000	0.0000		0.0000
Worker	0.0835	0.0461	0.6513	1.9700e-003	0.2236	1.3400e-003	0.2249	0.0593	1.2300e-003	0.0605		196.4072	196.4072	4.5600e-003		196.5213
Total	0.0835	0.0461	0.6513	1.9700e-003	0.2236	1.3400e-003	0.2249	0.0593	1.2300e-003	0.0605		196.4072	196.4072	4.5600e-003		196.5213

Mitigated Construction On-Site

	ROG	NOx	CO	SO2	Fugitive PM10	Exhaust PM10	PM10 Total	Fugitive PM2.5	Exhaust PM2.5	PM2.5 Total	Bio- CO2	NBio- CO2	Total CO2	CH4	N2O	CO2e
Category	lb/day										lb/day					
Fugitive Dust					4.0030	0.0000	4.0030	1.4696	0.0000	1.4696			0.0000			0.0000
Off-Road	0.8785	3.8069	35.3893	0.0715		0.1171	0.1171		0.1171	0.1171	0.0000	6,923.5170	6,923.5170	2.2392		6,979.4972
Total	0.8785	3.8069	35.3893	0.0715	4.0030	0.1171	4.1201	1.4696	0.1171	1.5868	0.0000	6,923.5170	6,923.5170	2.2392		6,979.4972

Merrill Commerce Center (Phase B Construction - Mitigated) - San Bernardino-South Coast County, Summer

3.4 Grading - 2024**Mitigated Construction Off-Site**

	ROG	NOx	CO	SO2	Fugitive PM10	Exhaust PM10	PM10 Total	Fugitive PM2.5	Exhaust PM2.5	PM2.5 Total	Bio- CO2	NBio- CO2	Total CO2	CH4	N2O	CO2e
Category	lb/day										lb/day					
Hauling	0.0000	0.0000	0.0000	0.0000	0.0000	0.0000	0.0000	0.0000	0.0000	0.0000		0.0000	0.0000	0.0000		0.0000
Vendor	0.0000	0.0000	0.0000	0.0000	0.0000	0.0000	0.0000	0.0000	0.0000	0.0000		0.0000	0.0000	0.0000		0.0000
Worker	0.0835	0.0461	0.6513	1.9700e-003	0.2236	1.3400e-003	0.2249	0.0593	1.2300e-003	0.0605		196.4072	196.4072	4.5600e-003		196.5213
Total	0.0835	0.0461	0.6513	1.9700e-003	0.2236	1.3400e-003	0.2249	0.0593	1.2300e-003	0.0605		196.4072	196.4072	4.5600e-003		196.5213

3.5 Building Construction - 2024**Unmitigated Construction On-Site**

	ROG	NOx	CO	SO2	Fugitive PM10	Exhaust PM10	PM10 Total	Fugitive PM2.5	Exhaust PM2.5	PM2.5 Total	Bio- CO2	NBio- CO2	Total CO2	CH4	N2O	CO2e
Category	lb/day										lb/day					
Off-Road	2.4074	24.3245	17.1278	0.0430		1.0100	1.0100		0.9419	0.9419		4,109.3649	4,109.3649	1.1068		4,137.0358
Total	2.4074	24.3245	17.1278	0.0430		1.0100	1.0100		0.9419	0.9419		4,109.3649	4,109.3649	1.1068		4,137.0358

Merrill Commerce Center (Phase B Construction - Mitigated) - San Bernardino-South Coast County, Summer

3.5 Building Construction - 2024**Unmitigated Construction Off-Site**

	ROG	NOx	CO	SO2	Fugitive PM10	Exhaust PM10	PM10 Total	Fugitive PM2.5	Exhaust PM2.5	PM2.5 Total	Bio- CO2	NBio- CO2	Total CO2	CH4	N2O	CO2e
Category	lb/day										lb/day					
Hauling	0.0000	0.0000	0.0000	0.0000	0.0000	0.0000	0.0000	0.0000	0.0000	0.0000		0.0000	0.0000	0.0000		0.0000
Vendor	1.6332	64.7456	12.7968	0.2362	5.8280	0.0620	5.8901	1.6781	0.0593	1.7374		24,944.8266	24,944.8266	1.2715		24,976.6138
Worker	9.7399	5.3737	75.9410	0.2298	26.0663	0.1560	26.2223	6.9129	0.1436	7.0565		22,901.0752	22,901.0752	0.5323		22,914.3820
Total	11.3732	70.1193	88.7378	0.4660	31.8943	0.2180	32.1123	8.5910	0.2029	8.7939		47,845.9018	47,845.9018	1.8038		47,890.9957

Mitigated Construction On-Site

	ROG	NOx	CO	SO2	Fugitive PM10	Exhaust PM10	PM10 Total	Fugitive PM2.5	Exhaust PM2.5	PM2.5 Total	Bio- CO2	NBio- CO2	Total CO2	CH4	N2O	CO2e
Category	lb/day										lb/day					
Off-Road	0.5264	3.0952	22.2486	0.0430		0.0673	0.0673		0.0673	0.0673	0.0000	4,109.3649	4,109.3649	1.1068		4,137.0358
Total	0.5264	3.0952	22.2486	0.0430		0.0673	0.0673		0.0673	0.0673	0.0000	4,109.3649	4,109.3649	1.1068		4,137.0358

Merrill Commerce Center (Phase B Construction - Mitigated) - San Bernardino-South Coast County, Summer

3.5 Building Construction - 2024**Mitigated Construction Off-Site**

	ROG	NOx	CO	SO2	Fugitive PM10	Exhaust PM10	PM10 Total	Fugitive PM2.5	Exhaust PM2.5	PM2.5 Total	Bio- CO2	NBio- CO2	Total CO2	CH4	N2O	CO2e
Category	lb/day										lb/day					
Hauling	0.0000	0.0000	0.0000	0.0000	0.0000	0.0000	0.0000	0.0000	0.0000	0.0000		0.0000	0.0000	0.0000		0.0000
Vendor	1.6332	64.7456	12.7968	0.2362	5.8280	0.0620	5.8901	1.6781	0.0593	1.7374		24,944.8266	24,944.8266	1.2715		24,976.6138
Worker	9.7399	5.3737	75.9410	0.2298	26.0663	0.1560	26.2223	6.9129	0.1436	7.0565		22,901.0752	22,901.0752	0.5323		22,914.3820
Total	11.3732	70.1193	88.7378	0.4660	31.8943	0.2180	32.1123	8.5910	0.2029	8.7939		47,845.9018	47,845.9018	1.8038		47,890.9957

3.5 Building Construction - 2025**Unmitigated Construction On-Site**

	ROG	NOx	CO	SO2	Fugitive PM10	Exhaust PM10	PM10 Total	Fugitive PM2.5	Exhaust PM2.5	PM2.5 Total	Bio- CO2	NBio- CO2	Total CO2	CH4	N2O	CO2e
Category	lb/day										lb/day					
Off-Road	2.1808	21.2342	16.7602	0.0430		0.8658	0.8658		0.8074	0.8074		4,108.2363	4,108.2363	1.1028		4,135.8068
Total	2.1808	21.2342	16.7602	0.0430		0.8658	0.8658		0.8074	0.8074		4,108.2363	4,108.2363	1.1028		4,135.8068

Merrill Commerce Center (Phase B Construction - Mitigated) - San Bernardino-South Coast County, Summer

3.5 Building Construction - 2025**Unmitigated Construction Off-Site**

	ROG	NOx	CO	SO2	Fugitive PM10	Exhaust PM10	PM10 Total	Fugitive PM2.5	Exhaust PM2.5	PM2.5 Total	Bio- CO2	NBio- CO2	Total CO2	CH4	N2O	CO2e
Category	lb/day										lb/day					
Hauling	0.0000	0.0000	0.0000	0.0000	0.0000	0.0000	0.0000	0.0000	0.0000	0.0000		0.0000	0.0000	0.0000		0.0000
Vendor	1.5902	64.3263	12.2803	0.2347	5.8280	0.0612	5.8892	1.6781	0.0585	1.7366		24,798.71 62	24,798.71 62	1.2649		24,830.33 96
Worker	9.1875	4.8843	70.2289	0.2206	26.0663	0.1528	26.2191	6.9129	0.1406	7.0535		21,990.46 78	21,990.46 78	0.4812		22,002.49 71
Total	10.7777	69.2106	82.5092	0.4553	31.8942	0.2141	32.1083	8.5910	0.1992	8.7901		46,789.18 40	46,789.18 40	1.7461		46,832.83 67

Mitigated Construction On-Site

	ROG	NOx	CO	SO2	Fugitive PM10	Exhaust PM10	PM10 Total	Fugitive PM2.5	Exhaust PM2.5	PM2.5 Total	Bio- CO2	NBio- CO2	Total CO2	CH4	N2O	CO2e
Category	lb/day										lb/day					
Off-Road	0.5264	3.0952	22.2486	0.0430		0.0673	0.0673		0.0673	0.0673	0.0000	4,108.236 3	4,108.236 3	1.1028		4,135.806 8
Total	0.5264	3.0952	22.2486	0.0430		0.0673	0.0673		0.0673	0.0673	0.0000	4,108.236 3	4,108.236 3	1.1028		4,135.806 8

Merrill Commerce Center (Phase B Construction - Mitigated) - San Bernardino-South Coast County, Summer

3.5 Building Construction - 2025**Mitigated Construction Off-Site**

	ROG	NOx	CO	SO2	Fugitive PM10	Exhaust PM10	PM10 Total	Fugitive PM2.5	Exhaust PM2.5	PM2.5 Total	Bio- CO2	NBio- CO2	Total CO2	CH4	N2O	CO2e
Category	lb/day										lb/day					
Hauling	0.0000	0.0000	0.0000	0.0000	0.0000	0.0000	0.0000	0.0000	0.0000	0.0000		0.0000	0.0000	0.0000		0.0000
Vendor	1.5902	64.3263	12.2803	0.2347	5.8280	0.0612	5.8892	1.6781	0.0585	1.7366		24,798.71 62	24,798.71 62	1.2649		24,830.33 96
Worker	9.1875	4.8843	70.2289	0.2206	26.0663	0.1528	26.2191	6.9129	0.1406	7.0535		21,990.46 78	21,990.46 78	0.4812		22,002.49 71
Total	10.7777	69.2106	82.5092	0.4553	31.8942	0.2141	32.1083	8.5910	0.1992	8.7901		46,789.18 40	46,789.18 40	1.7461		46,832.83 67

3.6 Paving - 2024**Unmitigated Construction On-Site**

	ROG	NOx	CO	SO2	Fugitive PM10	Exhaust PM10	PM10 Total	Fugitive PM2.5	Exhaust PM2.5	PM2.5 Total	Bio- CO2	NBio- CO2	Total CO2	CH4	N2O	CO2e
Category	lb/day										lb/day					
Off-Road	0.9882	9.5246	14.6258	0.0228		0.4685	0.4685		0.4310	0.4310		2,207.547 2	2,207.547 2	0.7140		2,225.396 3
Paving	0.1308					0.0000	0.0000		0.0000	0.0000			0.0000			0.0000
Total	1.1189	9.5246	14.6258	0.0228		0.4685	0.4685		0.4310	0.4310		2,207.547 2	2,207.547 2	0.7140		2,225.396 3

Merrill Commerce Center (Phase B Construction - Mitigated) - San Bernardino-South Coast County, Summer

3.6 Paving - 2024**Unmitigated Construction Off-Site**

	ROG	NOx	CO	SO2	Fugitive PM10	Exhaust PM10	PM10 Total	Fugitive PM2.5	Exhaust PM2.5	PM2.5 Total	Bio- CO2	NBio- CO2	Total CO2	CH4	N2O	CO2e
Category	lb/day										lb/day					
Hauling	0.0000	0.0000	0.0000	0.0000	0.0000	0.0000	0.0000	0.0000	0.0000	0.0000		0.0000	0.0000	0.0000		0.0000
Vendor	0.0000	0.0000	0.0000	0.0000	0.0000	0.0000	0.0000	0.0000	0.0000	0.0000		0.0000	0.0000	0.0000		0.0000
Worker	0.0627	0.0346	0.4885	1.4800e-003	0.1677	1.0000e-003	0.1687	0.0445	9.2000e-004	0.0454		147.3054	147.3054	3.4200e-003		147.3910
Total	0.0627	0.0346	0.4885	1.4800e-003	0.1677	1.0000e-003	0.1687	0.0445	9.2000e-004	0.0454		147.3054	147.3054	3.4200e-003		147.3910

Mitigated Construction On-Site

	ROG	NOx	CO	SO2	Fugitive PM10	Exhaust PM10	PM10 Total	Fugitive PM2.5	Exhaust PM2.5	PM2.5 Total	Bio- CO2	NBio- CO2	Total CO2	CH4	N2O	CO2e
Category	lb/day										lb/day					
Off-Road	0.2805	1.2154	17.2957	0.0228		0.0374	0.0374		0.0374	0.0374	0.0000	2,207.547 2	2,207.547 2	0.7140		2,225.396 3
Paving	0.1308					0.0000	0.0000		0.0000	0.0000			0.0000			0.0000
Total	0.4112	1.2154	17.2957	0.0228		0.0374	0.0374		0.0374	0.0374	0.0000	2,207.547 2	2,207.547 2	0.7140		2,225.396 3

Merrill Commerce Center (Phase B Construction - Mitigated) - San Bernardino-South Coast County, Summer

3.6 Paving - 2024**Mitigated Construction Off-Site**

	ROG	NOx	CO	SO2	Fugitive PM10	Exhaust PM10	PM10 Total	Fugitive PM2.5	Exhaust PM2.5	PM2.5 Total	Bio- CO2	NBio- CO2	Total CO2	CH4	N2O	CO2e
Category	lb/day										lb/day					
Hauling	0.0000	0.0000	0.0000	0.0000	0.0000	0.0000	0.0000	0.0000	0.0000	0.0000		0.0000	0.0000	0.0000		0.0000
Vendor	0.0000	0.0000	0.0000	0.0000	0.0000	0.0000	0.0000	0.0000	0.0000	0.0000		0.0000	0.0000	0.0000		0.0000
Worker	0.0627	0.0346	0.4885	1.4800e-003	0.1677	1.0000e-003	0.1687	0.0445	9.2000e-004	0.0454		147.3054	147.3054	3.4200e-003		147.3910
Total	0.0627	0.0346	0.4885	1.4800e-003	0.1677	1.0000e-003	0.1687	0.0445	9.2000e-004	0.0454		147.3054	147.3054	3.4200e-003		147.3910

3.6 Paving - 2025**Unmitigated Construction On-Site**

	ROG	NOx	CO	SO2	Fugitive PM10	Exhaust PM10	PM10 Total	Fugitive PM2.5	Exhaust PM2.5	PM2.5 Total	Bio- CO2	NBio- CO2	Total CO2	CH4	N2O	CO2e
Category	lb/day										lb/day					
Off-Road	0.9152	8.5816	14.5780	0.0228		0.4185	0.4185		0.3850	0.3850		2,206.7452	2,206.7452	0.7137		2,224.5878
Paving	0.1308					0.0000	0.0000		0.0000	0.0000			0.0000			0.0000
Total	1.0459	8.5816	14.5780	0.0228		0.4185	0.4185		0.3850	0.3850		2,206.7452	2,206.7452	0.7137		2,224.5878

Merrill Commerce Center (Phase B Construction - Mitigated) - San Bernardino-South Coast County, Summer

3.6 Paving - 2025**Unmitigated Construction Off-Site**

	ROG	NOx	CO	SO2	Fugitive PM10	Exhaust PM10	PM10 Total	Fugitive PM2.5	Exhaust PM2.5	PM2.5 Total	Bio- CO2	NBio- CO2	Total CO2	CH4	N2O	CO2e
Category	lb/day										lb/day					
Hauling	0.0000	0.0000	0.0000	0.0000	0.0000	0.0000	0.0000	0.0000	0.0000	0.0000		0.0000	0.0000	0.0000		0.0000
Vendor	0.0000	0.0000	0.0000	0.0000	0.0000	0.0000	0.0000	0.0000	0.0000	0.0000		0.0000	0.0000	0.0000		0.0000
Worker	0.0591	0.0314	0.4517	1.4200e-003	0.1677	9.8000e-004	0.1687	0.0445	9.0000e-004	0.0454		141.4481	141.4481	3.1000e-003		141.5255
Total	0.0591	0.0314	0.4517	1.4200e-003	0.1677	9.8000e-004	0.1687	0.0445	9.0000e-004	0.0454		141.4481	141.4481	3.1000e-003		141.5255

Mitigated Construction On-Site

	ROG	NOx	CO	SO2	Fugitive PM10	Exhaust PM10	PM10 Total	Fugitive PM2.5	Exhaust PM2.5	PM2.5 Total	Bio- CO2	NBio- CO2	Total CO2	CH4	N2O	CO2e
Category	lb/day										lb/day					
Off-Road	0.2805	1.2154	17.2957	0.0228		0.0374	0.0374		0.0374	0.0374	0.0000	2,206.7452	2,206.7452	0.7137		2,224.5878
Paving	0.1308					0.0000	0.0000		0.0000	0.0000			0.0000			0.0000
Total	0.4112	1.2154	17.2957	0.0228		0.0374	0.0374		0.0374	0.0374	0.0000	2,206.7452	2,206.7452	0.7137		2,224.5878

Merrill Commerce Center (Phase B Construction - Mitigated) - San Bernardino-South Coast County, Summer

3.6 Paving - 2025**Mitigated Construction Off-Site**

	ROG	NOx	CO	SO2	Fugitive PM10	Exhaust PM10	PM10 Total	Fugitive PM2.5	Exhaust PM2.5	PM2.5 Total	Bio- CO2	NBio- CO2	Total CO2	CH4	N2O	CO2e
Category	lb/day										lb/day					
Hauling	0.0000	0.0000	0.0000	0.0000	0.0000	0.0000	0.0000	0.0000	0.0000	0.0000		0.0000	0.0000	0.0000		0.0000
Vendor	0.0000	0.0000	0.0000	0.0000	0.0000	0.0000	0.0000	0.0000	0.0000	0.0000		0.0000	0.0000	0.0000		0.0000
Worker	0.0591	0.0314	0.4517	1.4200e-003	0.1677	9.8000e-004	0.1687	0.0445	9.0000e-004	0.0454		141.4481	141.4481	3.1000e-003		141.5255
Total	0.0591	0.0314	0.4517	1.4200e-003	0.1677	9.8000e-004	0.1687	0.0445	9.0000e-004	0.0454		141.4481	141.4481	3.1000e-003		141.5255

3.7 Architectural Coating - 2024**Unmitigated Construction On-Site**

	ROG	NOx	CO	SO2	Fugitive PM10	Exhaust PM10	PM10 Total	Fugitive PM2.5	Exhaust PM2.5	PM2.5 Total	Bio- CO2	NBio- CO2	Total CO2	CH4	N2O	CO2e
Category	lb/day										lb/day					
Archit. Coating	13.6396					0.0000	0.0000		0.0000	0.0000			0.0000			0.0000
Off-Road	0.2410	1.6251	2.4135	3.9600e-003		0.0812	0.0812		0.0812	0.0812		375.2641	375.2641	0.0211		375.7923
Total	13.8806	1.6251	2.4135	3.9600e-003		0.0812	0.0812		0.0812	0.0812		375.2641	375.2641	0.0211		375.7923

Merrill Commerce Center (Phase B Construction - Mitigated) - San Bernardino-South Coast County, Summer

3.7 Architectural Coating - 2024**Unmitigated Construction Off-Site**

	ROG	NOx	CO	SO2	Fugitive PM10	Exhaust PM10	PM10 Total	Fugitive PM2.5	Exhaust PM2.5	PM2.5 Total	Bio- CO2	NBio- CO2	Total CO2	CH4	N2O	CO2e
Category	lb/day										lb/day					
Hauling	0.0000	0.0000	0.0000	0.0000	0.0000	0.0000	0.0000	0.0000	0.0000	0.0000		0.0000	0.0000	0.0000		0.0000
Vendor	0.0000	0.0000	0.0000	0.0000	0.0000	0.0000	0.0000	0.0000	0.0000	0.0000		0.0000	0.0000	0.0000		0.0000
Worker	1.9463	1.0738	15.1752	0.0459	5.2088	0.0312	5.2400	1.3814	0.0287	1.4101		4,576.2869	4,576.2869	0.1064		4,578.9460
Total	1.9463	1.0738	15.1752	0.0459	5.2088	0.0312	5.2400	1.3814	0.0287	1.4101		4,576.2869	4,576.2869	0.1064		4,578.9460

Mitigated Construction On-Site

	ROG	NOx	CO	SO2	Fugitive PM10	Exhaust PM10	PM10 Total	Fugitive PM2.5	Exhaust PM2.5	PM2.5 Total	Bio- CO2	NBio- CO2	Total CO2	CH4	N2O	CO2e
Category	lb/day										lb/day					
Archit. Coating	13.6396					0.0000	0.0000		0.0000	0.0000			0.0000			0.0000
Off-Road	0.0396	0.1717	2.4432	3.9600e-003		5.2800e-003	5.2800e-003		5.2800e-003	5.2800e-003	0.0000	375.2641	375.2641	0.0211		375.7923
Total	13.6792	0.1717	2.4432	3.9600e-003		5.2800e-003	5.2800e-003		5.2800e-003	5.2800e-003	0.0000	375.2641	375.2641	0.0211		375.7923

Merrill Commerce Center (Phase B Construction - Mitigated) - San Bernardino-South Coast County, Summer

3.7 Architectural Coating - 2024**Mitigated Construction Off-Site**

	ROG	NOx	CO	SO2	Fugitive PM10	Exhaust PM10	PM10 Total	Fugitive PM2.5	Exhaust PM2.5	PM2.5 Total	Bio- CO2	NBio- CO2	Total CO2	CH4	N2O	CO2e
Category	lb/day										lb/day					
Hauling	0.0000	0.0000	0.0000	0.0000	0.0000	0.0000	0.0000	0.0000	0.0000	0.0000		0.0000	0.0000	0.0000		0.0000
Vendor	0.0000	0.0000	0.0000	0.0000	0.0000	0.0000	0.0000	0.0000	0.0000	0.0000		0.0000	0.0000	0.0000		0.0000
Worker	1.9463	1.0738	15.1752	0.0459	5.2088	0.0312	5.2400	1.3814	0.0287	1.4101		4,576.2869	4,576.2869	0.1064		4,578.9460
Total	1.9463	1.0738	15.1752	0.0459	5.2088	0.0312	5.2400	1.3814	0.0287	1.4101		4,576.2869	4,576.2869	0.1064		4,578.9460

3.7 Architectural Coating - 2025**Unmitigated Construction On-Site**

	ROG	NOx	CO	SO2	Fugitive PM10	Exhaust PM10	PM10 Total	Fugitive PM2.5	Exhaust PM2.5	PM2.5 Total	Bio- CO2	NBio- CO2	Total CO2	CH4	N2O	CO2e
Category	lb/day										lb/day					
Archit. Coating	13.6396					0.0000	0.0000		0.0000	0.0000			0.0000			0.0000
Off-Road	0.2278	1.5273	2.4122	3.9600e-003		0.0687	0.0687		0.0687	0.0687		375.2641	375.2641	0.0205		375.7758
Total	13.8674	1.5273	2.4122	3.9600e-003		0.0687	0.0687		0.0687	0.0687		375.2641	375.2641	0.0205		375.7758

Merrill Commerce Center (Phase B Construction - Mitigated) - San Bernardino-South Coast County, Summer

3.7 Architectural Coating - 2025**Unmitigated Construction Off-Site**

	ROG	NOx	CO	SO2	Fugitive PM10	Exhaust PM10	PM10 Total	Fugitive PM2.5	Exhaust PM2.5	PM2.5 Total	Bio- CO2	NBio- CO2	Total CO2	CH4	N2O	CO2e
Category	lb/day										lb/day					
Hauling	0.0000	0.0000	0.0000	0.0000	0.0000	0.0000	0.0000	0.0000	0.0000	0.0000		0.0000	0.0000	0.0000		0.0000
Vendor	0.0000	0.0000	0.0000	0.0000	0.0000	0.0000	0.0000	0.0000	0.0000	0.0000		0.0000	0.0000	0.0000		0.0000
Worker	1.8359	0.9760	14.0337	0.0441	5.2088	0.0305	5.2393	1.3814	0.0281	1.4095		4,394.3216	4,394.3216	0.0962		4,396.7254
Total	1.8359	0.9760	14.0337	0.0441	5.2088	0.0305	5.2393	1.3814	0.0281	1.4095		4,394.3216	4,394.3216	0.0962		4,396.7254

Mitigated Construction On-Site

	ROG	NOx	CO	SO2	Fugitive PM10	Exhaust PM10	PM10 Total	Fugitive PM2.5	Exhaust PM2.5	PM2.5 Total	Bio- CO2	NBio- CO2	Total CO2	CH4	N2O	CO2e
Category	lb/day										lb/day					
Archit. Coating	13.6396					0.0000	0.0000		0.0000	0.0000			0.0000			0.0000
Off-Road	0.0396	0.1717	2.4432	3.9600e-003		5.2800e-003	5.2800e-003		5.2800e-003	5.2800e-003	0.0000	375.2641	375.2641	0.0205		375.7758
Total	13.6792	0.1717	2.4432	3.9600e-003		5.2800e-003	5.2800e-003		5.2800e-003	5.2800e-003	0.0000	375.2641	375.2641	0.0205		375.7758

Merrill Commerce Center (Phase B Construction - Mitigated) - San Bernardino-South Coast County, Summer

3.7 Architectural Coating - 2025**Mitigated Construction Off-Site**

	ROG	NOx	CO	SO2	Fugitive PM10	Exhaust PM10	PM10 Total	Fugitive PM2.5	Exhaust PM2.5	PM2.5 Total	Bio- CO2	NBio- CO2	Total CO2	CH4	N2O	CO2e
Category	lb/day										lb/day					
Hauling	0.0000	0.0000	0.0000	0.0000	0.0000	0.0000	0.0000	0.0000	0.0000	0.0000		0.0000	0.0000	0.0000		0.0000
Vendor	0.0000	0.0000	0.0000	0.0000	0.0000	0.0000	0.0000	0.0000	0.0000	0.0000		0.0000	0.0000	0.0000		0.0000
Worker	1.8359	0.9760	14.0337	0.0441	5.2088	0.0305	5.2393	1.3814	0.0281	1.4095		4,394.321 6	4,394.321 6	0.0962		4,396.725 4
Total	1.8359	0.9760	14.0337	0.0441	5.2088	0.0305	5.2393	1.3814	0.0281	1.4095		4,394.321 6	4,394.321 6	0.0962		4,396.725 4

4.0 Operational Detail - Mobile**4.1 Mitigation Measures Mobile**

Merrill Commerce Center (Phase B Construction - Mitigated) - San Bernardino-South Coast County, Summer

	ROG	NOx	CO	SO2	Fugitive PM10	Exhaust PM10	PM10 Total	Fugitive PM2.5	Exhaust PM2.5	PM2.5 Total	Bio- CO2	NBio- CO2	Total CO2	CH4	N2O	CO2e
Category	lb/day										lb/day					
Mitigated	0.0000	0.0000	0.0000	0.0000	0.0000	0.0000	0.0000	0.0000	0.0000	0.0000		0.0000	0.0000	0.0000		0.0000
Unmitigated	0.0000	0.0000	0.0000	0.0000	0.0000	0.0000	0.0000	0.0000	0.0000	0.0000		0.0000	0.0000	0.0000		0.0000

4.2 Trip Summary Information

Land Use	Average Daily Trip Rate			Unmitigated	Mitigated
	Weekday	Saturday	Sunday	Annual VMT	Annual VMT
Other Asphalt Surfaces	0.00	0.00	0.00		
Warehouse-No Rail	0.00	0.00	0.00		
Total	0.00	0.00	0.00		

4.3 Trip Type Information

Land Use	Miles			Trip %			Trip Purpose %		
	H-W or C-W	H-S or C-C	H-O or C-NW	H-W or C-W	H-S or C-C	H-O or C-NW	Primary	Diverted	Pass-by
Other Asphalt Surfaces	0.00	0.00	0.00	0.00	0.00	0.00	0	0	0
Warehouse-No Rail	0.00	0.00	0.00	0.00	0.00	0.00	0	0	0

4.4 Fleet Mix

Land Use	LDA	LDT1	LDT2	MDV	LHD1	LHD2	MHD	HHD	OBUS	UBUS	MCY	SBUS	MH
Other Asphalt Surfaces	0.561207	0.034889	0.182561	0.109119	0.013494	0.004661	0.018668	0.065354	0.001366	0.001451	0.005650	0.000795	0.000784
Warehouse-No Rail	0.561207	0.034889	0.182561	0.109119	0.013494	0.004661	0.018668	0.065354	0.001366	0.001451	0.005650	0.000795	0.000784

Merrill Commerce Center (Phase B Construction - Mitigated) - San Bernardino-South Coast County, Summer

5.0 Energy Detail

Historical Energy Use: N

5.1 Mitigation Measures Energy

	ROG	NOx	CO	SO2	Fugitive PM10	Exhaust PM10	PM10 Total	Fugitive PM2.5	Exhaust PM2.5	PM2.5 Total	Bio- CO2	NBio- CO2	Total CO2	CH4	N2O	CO2e
Category	lb/day										lb/day					
NaturalGas Mitigated	0.0000	0.0000	0.0000	0.0000		0.0000	0.0000		0.0000	0.0000		0.0000	0.0000	0.0000	0.0000	0.0000
NaturalGas Unmitigated	0.0000	0.0000	0.0000	0.0000		0.0000	0.0000		0.0000	0.0000		0.0000	0.0000	0.0000	0.0000	0.0000

Merrill Commerce Center (Phase B Construction - Mitigated) - San Bernardino-South Coast County, Summer

5.2 Energy by Land Use - NaturalGas**Unmitigated**

	NaturalGas Use	ROG	NOx	CO	SO2	Fugitive PM10	Exhaust PM10	PM10 Total	Fugitive PM2.5	Exhaust PM2.5	PM2.5 Total	Bio- CO2	NBio- CO2	Total CO2	CH4	N2O	CO2e
Land Use	kBTU/yr	lb/day										lb/day					
Other Asphalt Surfaces	0	0.0000	0.0000	0.0000	0.0000		0.0000	0.0000		0.0000	0.0000		0.0000	0.0000	0.0000	0.0000	0.0000
Warehouse-No Rail	0	0.0000	0.0000	0.0000	0.0000		0.0000	0.0000		0.0000	0.0000		0.0000	0.0000	0.0000	0.0000	0.0000
Total		0.0000	0.0000	0.0000	0.0000		0.0000	0.0000		0.0000	0.0000		0.0000	0.0000	0.0000	0.0000	0.0000

Mitigated

	NaturalGas Use	ROG	NOx	CO	SO2	Fugitive PM10	Exhaust PM10	PM10 Total	Fugitive PM2.5	Exhaust PM2.5	PM2.5 Total	Bio- CO2	NBio- CO2	Total CO2	CH4	N2O	CO2e
Land Use	kBTU/yr	lb/day										lb/day					
Other Asphalt Surfaces	0	0.0000	0.0000	0.0000	0.0000		0.0000	0.0000		0.0000	0.0000		0.0000	0.0000	0.0000	0.0000	0.0000
Warehouse-No Rail	0	0.0000	0.0000	0.0000	0.0000		0.0000	0.0000		0.0000	0.0000		0.0000	0.0000	0.0000	0.0000	0.0000
Total		0.0000	0.0000	0.0000	0.0000		0.0000	0.0000		0.0000	0.0000		0.0000	0.0000	0.0000	0.0000	0.0000

6.0 Area Detail**6.1 Mitigation Measures Area**

Merrill Commerce Center (Phase B Construction - Mitigated) - San Bernardino-South Coast County, Summer

	ROG	NOx	CO	SO2	Fugitive PM10	Exhaust PM10	PM10 Total	Fugitive PM2.5	Exhaust PM2.5	PM2.5 Total	Bio- CO2	NBio- CO2	Total CO2	CH4	N2O	CO2e
Category	lb/day										lb/day					
Mitigated	108.3445	4.4800e-003	0.4940	4.0000e-005		1.7600e-003	1.7600e-003		1.7600e-003	1.7600e-003		1.0615	1.0615	2.7600e-003		1.1306
Unmitigated	108.3445	4.4800e-003	0.4940	4.0000e-005		1.7600e-003	1.7600e-003		1.7600e-003	1.7600e-003		1.0615	1.0615	2.7600e-003		1.1306

6.2 Area by SubCategory

Unmitigated

	ROG	NOx	CO	SO2	Fugitive PM10	Exhaust PM10	PM10 Total	Fugitive PM2.5	Exhaust PM2.5	PM2.5 Total	Bio- CO2	NBio- CO2	Total CO2	CH4	N2O	CO2e
SubCategory	lb/day										lb/day					
Architectural Coating	12.3317					0.0000	0.0000		0.0000	0.0000			0.0000			0.0000
Consumer Products	95.9673					0.0000	0.0000		0.0000	0.0000			0.0000			0.0000
Landscaping	0.0455	4.4800e-003	0.4940	4.0000e-005		1.7600e-003	1.7600e-003		1.7600e-003	1.7600e-003		1.0615	1.0615	2.7600e-003		1.1306
Total	108.3445	4.4800e-003	0.4940	4.0000e-005		1.7600e-003	1.7600e-003		1.7600e-003	1.7600e-003		1.0615	1.0615	2.7600e-003		1.1306

Merrill Commerce Center (Phase B Construction - Mitigated) - San Bernardino-South Coast County, Summer

6.2 Area by SubCategory**Mitigated**

	ROG	NOx	CO	SO2	Fugitive PM10	Exhaust PM10	PM10 Total	Fugitive PM2.5	Exhaust PM2.5	PM2.5 Total	Bio- CO2	NBio- CO2	Total CO2	CH4	N2O	CO2e
SubCategory	lb/day										lb/day					
Architectural Coating	12.3317					0.0000	0.0000		0.0000	0.0000			0.0000			0.0000
Consumer Products	95.9673					0.0000	0.0000		0.0000	0.0000			0.0000			0.0000
Landscaping	0.0455	4.4800e-003	0.4940	4.0000e-005		1.7600e-003	1.7600e-003		1.7600e-003	1.7600e-003		1.0615	1.0615	2.7600e-003		1.1306
Total	108.3445	4.4800e-003	0.4940	4.0000e-005		1.7600e-003	1.7600e-003		1.7600e-003	1.7600e-003		1.0615	1.0615	2.7600e-003		1.1306

7.0 Water Detail**7.1 Mitigation Measures Water****8.0 Waste Detail****8.1 Mitigation Measures Waste****9.0 Operational Offroad**

Equipment Type	Number	Hours/Day	Days/Year	Horse Power	Load Factor	Fuel Type
----------------	--------	-----------	-----------	-------------	-------------	-----------

10.0 Stationary Equipment**Fire Pumps and Emergency Generators**

Merrill Commerce Center (Phase B Construction - Mitigated) - San Bernardino-South Coast County, Summer

Equipment Type	Number	Hours/Day	Hours/Year	Horse Power	Load Factor	Fuel Type
----------------	--------	-----------	------------	-------------	-------------	-----------

Boilers

Equipment Type	Number	Heat Input/Day	Heat Input/Year	Boiler Rating	Fuel Type
----------------	--------	----------------	-----------------	---------------	-----------

User Defined Equipment

Equipment Type	Number
----------------	--------

11.0 Vegetation

Merrill Commerce Center (Phase B Construction - Mitigated) - San Bernardino-South Coast County, Winter

Merrill Commerce Center (Phase B Construction - Mitigated)
San Bernardino-South Coast County, Winter

1.0 Project Characteristics

1.1 Land Usage

Land Uses	Size	Metric	Lot Acreage	Floor Surface Area	Population
Warehouse-No Rail	4,834.00	1000sqft	201.80	4,834,000.00	0
Other Asphalt Surfaces	16.47	Acre	16.47	717,433.20	0

1.2 Other Project Characteristics

Urbanization	Urban	Wind Speed (m/s)	2.2	Precipitation Freq (Days)	32
Climate Zone	10			Operational Year	2025
Utility Company	Southern California Edison				
CO2 Intensity (lb/MWhr)	702.44	CH4 Intensity (lb/MWhr)	0.029	N2O Intensity (lb/MWhr)	0.006

1.3 User Entered Comments & Non-Default Data

Merrill Commerce Center (Phase B Construction - Mitigated) - San Bernardino-South Coast County, Winter

Project Characteristics -

Land Use - PA1=58.9 acres; PA2 = 62.1 acres; PA3=30.7 acres; PA6=50.1 acres; ROWD = 16.47 acres (total ROWD is 28.4 acres, the ROWD was split proportionally b/wn each Phase)

Construction Phase - Construction Schedule adjusted to meet the 2025 OY.

Off-road Equipment - Hours are based on an 8-hour workday.

Off-road Equipment - Crawler Tractors used in lieu of Tractors/Loaders/Backhoes.

Off-road Equipment - Crawler Tractors used in lieu of Tractors/Loaders/Backhoes.

Off-road Equipment -

Off-road Equipment - Crawler Tractors used in lieu of Tractors/Loaders/Backhoes.

Demolition -

Grading - For purposes of analysis, total acres graded per day is based on the equipment specific grading rates (CalEEMod Appendix A) and the equipment list.

Architectural Coating - The Project shall utilize "Super-Compliant" low VOC paints. Super-Compliant low VOC paints shall be no more than 10g/L of VOC.

Vehicle Trips - Construction Run Only.

Energy Use - Construction Run Only.

Water And Wastewater - Construction Run Only.

Solid Waste - Construction Run Only.

Construction Off-road Equipment Mitigation - All construction equipment shall comply with EPA/CARB Tier 4 emissions standards

Vehicle Emission Factors - EMFAC2017

Vehicle Emission Factors - EMFAC2017

Vehicle Emission Factors - EMFAC2017

Table Name	Column Name	Default Value	New Value
tblArchitecturalCoating	EF_Nonresidential_Exterior	100.00	10.00
tblArchitecturalCoating	EF_Nonresidential_Interior	100.00	10.00
tblArchitecturalCoating	EF_Parking	100.00	10.00
tblConstEquipMitigation	NumberOfEquipmentMitigated	0.00	1.00
tblConstEquipMitigation	NumberOfEquipmentMitigated	0.00	1.00
tblConstEquipMitigation	NumberOfEquipmentMitigated	0.00	1.00

Merrill Commerce Center (Phase B Construction - Mitigated) - San Bernardino-South Coast County, Winter

tblConstEquipMitigation	NumberOfEquipmentMitigated	0.00	9.00
tblConstEquipMitigation	NumberOfEquipmentMitigated	0.00	5.00
tblConstEquipMitigation	NumberOfEquipmentMitigated	0.00	3.00
tblConstEquipMitigation	NumberOfEquipmentMitigated	0.00	1.00
tblConstEquipMitigation	NumberOfEquipmentMitigated	0.00	1.00
tblConstEquipMitigation	NumberOfEquipmentMitigated	0.00	2.00
tblConstEquipMitigation	NumberOfEquipmentMitigated	0.00	2.00
tblConstEquipMitigation	NumberOfEquipmentMitigated	0.00	2.00
tblConstEquipMitigation	NumberOfEquipmentMitigated	0.00	6.00
tblConstEquipMitigation	NumberOfEquipmentMitigated	0.00	2.00
tblConstEquipMitigation	NumberOfEquipmentMitigated	0.00	1.00
tblConstEquipMitigation	Tier	No Change	Tier 4 Final
tblConstEquipMitigation	Tier	No Change	Tier 4 Final
tblConstEquipMitigation	Tier	No Change	Tier 4 Final
tblConstEquipMitigation	Tier	No Change	Tier 4 Final
tblConstEquipMitigation	Tier	No Change	Tier 4 Final
tblConstEquipMitigation	Tier	No Change	Tier 4 Final
tblConstEquipMitigation	Tier	No Change	Tier 4 Final
tblConstEquipMitigation	Tier	No Change	Tier 4 Final
tblConstEquipMitigation	Tier	No Change	Tier 4 Final
tblConstEquipMitigation	Tier	No Change	Tier 4 Final
tblConstEquipMitigation	Tier	No Change	Tier 4 Final
tblConstEquipMitigation	Tier	No Change	Tier 4 Final
tblConstEquipMitigation	Tier	No Change	Tier 4 Final
tblConstEquipMitigation	Tier	No Change	Tier 4 Final
tblConstructionPhase	NumDays	300.00	80.00
tblConstructionPhase	NumDays	180.00	80.00

Merrill Commerce Center (Phase B Construction - Mitigated) - San Bernardino-South Coast County, Winter

tblConstructionPhase	NumDays	465.00	140.00
tblConstructionPhase	NumDays	4,650.00	485.00
tblEnergyUse	LightingElect	1.17	0.00
tblEnergyUse	NT24E	0.82	0.00
tblEnergyUse	NT24NG	0.03	0.00
tblEnergyUse	T24E	0.37	0.00
tblEnergyUse	T24NG	2.00	0.00
tblGrading	AcresOfGrading	490.00	560.00
tblGrading	AcresOfGrading	160.00	280.00
tblLandUse	LotAcreage	110.97	201.80
tblOffRoadEquipment	OffRoadEquipmentUnitAmount	4.00	0.00
tblOffRoadEquipment	OffRoadEquipmentUnitAmount	2.00	0.00
tblOffRoadEquipment	OffRoadEquipmentUnitAmount	3.00	0.00
tblOffRoadEquipment	UsageHours	6.00	8.00
tblOffRoadEquipment	UsageHours	7.00	8.00
tblOffRoadEquipment	UsageHours	7.00	8.00
tblSolidWaste	SolidWasteGenerationRate	4,543.96	0.00
tblVehicleEF	HHD	0.92	0.03
tblVehicleEF	HHD	0.04	0.05
tblVehicleEF	HHD	0.07	0.00
tblVehicleEF	HHD	2.19	8.64
tblVehicleEF	HHD	0.53	0.33
tblVehicleEF	HHD	1.62	2.1350e-003
tblVehicleEF	HHD	6,474.46	1,377.00
tblVehicleEF	HHD	1,422.33	1,260.88
tblVehicleEF	HHD	5.17	0.02
tblVehicleEF	HHD	18.43	7.06

Merrill Commerce Center (Phase B Construction - Mitigated) - San Bernardino-South Coast County, Winter

tblVehicleEF	HHD	1.24	2.14
tblVehicleEF	HHD	4.8440e-003	2.9130e-003
tblVehicleEF	HHD	0.06	0.06
tblVehicleEF	HHD	0.04	0.04
tblVehicleEF	HHD	5.2540e-003	0.03
tblVehicleEF	HHD	4.6000e-005	0.00
tblVehicleEF	HHD	4.6350e-003	2.7870e-003
tblVehicleEF	HHD	0.03	0.03
tblVehicleEF	HHD	8.8780e-003	8.9140e-003
tblVehicleEF	HHD	5.0260e-003	0.02
tblVehicleEF	HHD	4.2000e-005	0.00
tblVehicleEF	HHD	6.8000e-005	2.0000e-006
tblVehicleEF	HHD	2.5340e-003	5.6000e-005
tblVehicleEF	HHD	0.58	0.58
tblVehicleEF	HHD	4.2000e-005	1.0000e-006
tblVehicleEF	HHD	0.06	0.02
tblVehicleEF	HHD	1.6400e-004	2.7900e-004
tblVehicleEF	HHD	0.04	1.0000e-006
tblVehicleEF	HHD	0.06	0.01
tblVehicleEF	HHD	0.01	0.01
tblVehicleEF	HHD	7.8000e-005	0.00
tblVehicleEF	HHD	6.8000e-005	2.0000e-006
tblVehicleEF	HHD	2.5340e-003	5.6000e-005
tblVehicleEF	HHD	0.67	0.67
tblVehicleEF	HHD	4.2000e-005	1.0000e-006
tblVehicleEF	HHD	0.10	0.08
tblVehicleEF	HHD	1.6400e-004	2.7900e-004

Merrill Commerce Center (Phase B Construction - Mitigated) - San Bernardino-South Coast County, Winter

tblVehicleEF	HHD	0.04	1.0000e-006
tblVehicleEF	HHD	0.87	0.03
tblVehicleEF	HHD	0.04	0.05
tblVehicleEF	HHD	0.07	0.00
tblVehicleEF	HHD	1.59	8.52
tblVehicleEF	HHD	0.53	0.33
tblVehicleEF	HHD	1.51	2.0010e-003
tblVehicleEF	HHD	6,859.11	1,359.81
tblVehicleEF	HHD	1,422.33	1,260.88
tblVehicleEF	HHD	5.17	0.02
tblVehicleEF	HHD	19.03	6.72
tblVehicleEF	HHD	1.17	2.02
tblVehicleEF	HHD	4.0840e-003	2.5690e-003
tblVehicleEF	HHD	0.06	0.06
tblVehicleEF	HHD	0.04	0.04
tblVehicleEF	HHD	5.2540e-003	0.03
tblVehicleEF	HHD	4.6000e-005	0.00
tblVehicleEF	HHD	3.9070e-003	2.4580e-003
tblVehicleEF	HHD	0.03	0.03
tblVehicleEF	HHD	8.8780e-003	8.9140e-003
tblVehicleEF	HHD	5.0260e-003	0.02
tblVehicleEF	HHD	4.2000e-005	0.00
tblVehicleEF	HHD	1.3100e-004	4.0000e-006
tblVehicleEF	HHD	2.8230e-003	6.5000e-005
tblVehicleEF	HHD	0.55	0.62
tblVehicleEF	HHD	9.1000e-005	3.0000e-006
tblVehicleEF	HHD	0.06	0.02

Merrill Commerce Center (Phase B Construction - Mitigated) - San Bernardino-South Coast County, Winter

tblVehicleEF	HHD	1.6500e-004	2.8700e-004
tblVehicleEF	HHD	0.04	1.0000e-006
tblVehicleEF	HHD	0.06	0.01
tblVehicleEF	HHD	0.01	0.01
tblVehicleEF	HHD	7.7000e-005	0.00
tblVehicleEF	HHD	1.3100e-004	4.0000e-006
tblVehicleEF	HHD	2.8230e-003	6.5000e-005
tblVehicleEF	HHD	0.63	0.71
tblVehicleEF	HHD	9.1000e-005	3.0000e-006
tblVehicleEF	HHD	0.10	0.08
tblVehicleEF	HHD	1.6500e-004	2.8700e-004
tblVehicleEF	HHD	0.04	1.0000e-006
tblVehicleEF	HHD	1.00	0.02
tblVehicleEF	HHD	0.04	9.2200e-004
tblVehicleEF	HHD	0.07	0.00
tblVehicleEF	HHD	3.02	8.73
tblVehicleEF	HHD	0.53	0.18
tblVehicleEF	HHD	1.59	2.1050e-003
tblVehicleEF	HHD	5,943.27	1,387.51
tblVehicleEF	HHD	1,422.33	1,223.41
tblVehicleEF	HHD	5.17	0.02
tblVehicleEF	HHD	17.62	7.45
tblVehicleEF	HHD	1.22	2.08
tblVehicleEF	HHD	5.8940e-003	3.2570e-003
tblVehicleEF	HHD	0.06	0.06
tblVehicleEF	HHD	0.04	0.04
tblVehicleEF	HHD	5.2540e-003	0.03

Merrill Commerce Center (Phase B Construction - Mitigated) - San Bernardino-South Coast County, Winter

tblVehicleEF	HHD	4.6000e-005	0.00
tblVehicleEF	HHD	5.6390e-003	3.1170e-003
tblVehicleEF	HHD	0.03	0.03
tblVehicleEF	HHD	8.8780e-003	8.8150e-003
tblVehicleEF	HHD	5.0260e-003	0.02
tblVehicleEF	HHD	4.2000e-005	0.00
tblVehicleEF	HHD	6.5000e-005	2.0000e-006
tblVehicleEF	HHD	2.7100e-003	6.5000e-005
tblVehicleEF	HHD	0.63	0.53
tblVehicleEF	HHD	4.1000e-005	1.0000e-006
tblVehicleEF	HHD	0.06	0.02
tblVehicleEF	HHD	1.7700e-004	2.9300e-004
tblVehicleEF	HHD	0.04	1.0000e-006
tblVehicleEF	HHD	0.06	0.01
tblVehicleEF	HHD	0.01	0.01
tblVehicleEF	HHD	7.8000e-005	0.00
tblVehicleEF	HHD	6.5000e-005	2.0000e-006
tblVehicleEF	HHD	2.7100e-003	6.5000e-005
tblVehicleEF	HHD	0.72	0.61
tblVehicleEF	HHD	4.1000e-005	1.0000e-006
tblVehicleEF	HHD	0.10	0.02
tblVehicleEF	HHD	1.7700e-004	2.9300e-004
tblVehicleEF	HHD	0.04	1.0000e-006
tblVehicleEF	LDA	3.1880e-003	1.7080e-003
tblVehicleEF	LDA	3.8220e-003	0.04
tblVehicleEF	LDA	0.47	0.53
tblVehicleEF	LDA	0.91	1.93

Merrill Commerce Center (Phase B Construction - Mitigated) - San Bernardino-South Coast County, Winter

tblVehicleEF	LDA	222.19	238.15
tblVehicleEF	LDA	50.72	48.93
tblVehicleEF	LDA	0.04	0.03
tblVehicleEF	LDA	1.6130e-003	1.2760e-003
tblVehicleEF	LDA	2.2290e-003	1.6410e-003
tblVehicleEF	LDA	1.4850e-003	1.1750e-003
tblVehicleEF	LDA	2.0500e-003	1.5090e-003
tblVehicleEF	LDA	0.04	0.05
tblVehicleEF	LDA	0.08	0.09
tblVehicleEF	LDA	0.03	0.04
tblVehicleEF	LDA	7.9920e-003	6.1620e-003
tblVehicleEF	LDA	0.03	0.19
tblVehicleEF	LDA	0.05	0.17
tblVehicleEF	LDA	2.2240e-003	2.3560e-003
tblVehicleEF	LDA	5.2200e-004	4.8400e-004
tblVehicleEF	LDA	0.04	0.05
tblVehicleEF	LDA	0.08	0.09
tblVehicleEF	LDA	0.03	0.04
tblVehicleEF	LDA	0.01	8.9600e-003
tblVehicleEF	LDA	0.03	0.19
tblVehicleEF	LDA	0.06	0.19
tblVehicleEF	LDA	3.6270e-003	1.9600e-003
tblVehicleEF	LDA	3.1890e-003	0.03
tblVehicleEF	LDA	0.58	0.65
tblVehicleEF	LDA	0.75	1.61
tblVehicleEF	LDA	243.03	259.99
tblVehicleEF	LDA	50.72	48.33

Merrill Commerce Center (Phase B Construction - Mitigated) - San Bernardino-South Coast County, Winter

tblVehicleEF	LDA	0.04	0.03
tblVehicleEF	LDA	1.6130e-003	1.2760e-003
tblVehicleEF	LDA	2.2290e-003	1.6410e-003
tblVehicleEF	LDA	1.4850e-003	1.1750e-003
tblVehicleEF	LDA	2.0500e-003	1.5090e-003
tblVehicleEF	LDA	0.07	0.10
tblVehicleEF	LDA	0.10	0.10
tblVehicleEF	LDA	0.06	0.08
tblVehicleEF	LDA	9.0770e-003	6.9860e-003
tblVehicleEF	LDA	0.03	0.19
tblVehicleEF	LDA	0.04	0.15
tblVehicleEF	LDA	2.4340e-003	2.5720e-003
tblVehicleEF	LDA	5.1900e-004	4.7800e-004
tblVehicleEF	LDA	0.07	0.10
tblVehicleEF	LDA	0.10	0.10
tblVehicleEF	LDA	0.06	0.08
tblVehicleEF	LDA	0.01	0.01
tblVehicleEF	LDA	0.03	0.19
tblVehicleEF	LDA	0.05	0.16
tblVehicleEF	LDA	3.1050e-003	1.6660e-003
tblVehicleEF	LDA	3.8020e-003	0.04
tblVehicleEF	LDA	0.45	0.50
tblVehicleEF	LDA	0.89	1.90
tblVehicleEF	LDA	217.26	233.04
tblVehicleEF	LDA	50.72	48.87
tblVehicleEF	LDA	0.04	0.03
tblVehicleEF	LDA	1.6130e-003	1.2760e-003

Merrill Commerce Center (Phase B Construction - Mitigated) - San Bernardino-South Coast County, Winter

tblVehicleEF	LDA	2.2290e-003	1.6410e-003
tblVehicleEF	LDA	1.4850e-003	1.1750e-003
tblVehicleEF	LDA	2.0500e-003	1.5090e-003
tblVehicleEF	LDA	0.04	0.05
tblVehicleEF	LDA	0.09	0.09
tblVehicleEF	LDA	0.03	0.04
tblVehicleEF	LDA	7.7850e-003	6.0060e-003
tblVehicleEF	LDA	0.04	0.22
tblVehicleEF	LDA	0.05	0.17
tblVehicleEF	LDA	2.1750e-003	2.3050e-003
tblVehicleEF	LDA	5.2200e-004	4.8400e-004
tblVehicleEF	LDA	0.04	0.05
tblVehicleEF	LDA	0.09	0.09
tblVehicleEF	LDA	0.03	0.04
tblVehicleEF	LDA	0.01	8.7330e-003
tblVehicleEF	LDA	0.04	0.22
tblVehicleEF	LDA	0.06	0.19
tblVehicleEF	LDT1	9.7080e-003	4.5970e-003
tblVehicleEF	LDT1	0.01	0.06
tblVehicleEF	LDT1	1.15	1.02
tblVehicleEF	LDT1	2.64	2.15
tblVehicleEF	LDT1	283.82	283.77
tblVehicleEF	LDT1	64.79	59.69
tblVehicleEF	LDT1	0.12	0.08
tblVehicleEF	LDT1	2.3710e-003	1.7400e-003
tblVehicleEF	LDT1	3.2130e-003	2.2850e-003
tblVehicleEF	LDT1	2.1820e-003	1.6000e-003

Merrill Commerce Center (Phase B Construction - Mitigated) - San Bernardino-South Coast County, Winter

tblVehicleEF	LDT1	2.9550e-003	2.1010e-003
tblVehicleEF	LDT1	0.15	0.15
tblVehicleEF	LDT1	0.27	0.21
tblVehicleEF	LDT1	0.10	0.11
tblVehicleEF	LDT1	0.02	0.02
tblVehicleEF	LDT1	0.17	0.69
tblVehicleEF	LDT1	0.18	0.31
tblVehicleEF	LDT1	2.8520e-003	2.8080e-003
tblVehicleEF	LDT1	6.9400e-004	5.9100e-004
tblVehicleEF	LDT1	0.15	0.15
tblVehicleEF	LDT1	0.27	0.21
tblVehicleEF	LDT1	0.10	0.11
tblVehicleEF	LDT1	0.04	0.03
tblVehicleEF	LDT1	0.17	0.69
tblVehicleEF	LDT1	0.20	0.34
tblVehicleEF	LDT1	0.01	5.2210e-003
tblVehicleEF	LDT1	0.01	0.05
tblVehicleEF	LDT1	1.38	1.24
tblVehicleEF	LDT1	2.17	1.79
tblVehicleEF	LDT1	309.34	306.50
tblVehicleEF	LDT1	64.79	58.95
tblVehicleEF	LDT1	0.10	0.07
tblVehicleEF	LDT1	2.3710e-003	1.7400e-003
tblVehicleEF	LDT1	3.2130e-003	2.2850e-003
tblVehicleEF	LDT1	2.1820e-003	1.6000e-003
tblVehicleEF	LDT1	2.9550e-003	2.1010e-003
tblVehicleEF	LDT1	0.31	0.30

Merrill Commerce Center (Phase B Construction - Mitigated) - San Bernardino-South Coast County, Winter

tblVehicleEF	LDT1	0.33	0.25
tblVehicleEF	LDT1	0.22	0.23
tblVehicleEF	LDT1	0.03	0.02
tblVehicleEF	LDT1	0.17	0.69
tblVehicleEF	LDT1	0.15	0.26
tblVehicleEF	LDT1	3.1100e-003	3.0330e-003
tblVehicleEF	LDT1	6.8600e-004	5.8300e-004
tblVehicleEF	LDT1	0.31	0.30
tblVehicleEF	LDT1	0.33	0.25
tblVehicleEF	LDT1	0.22	0.23
tblVehicleEF	LDT1	0.04	0.03
tblVehicleEF	LDT1	0.17	0.69
tblVehicleEF	LDT1	0.16	0.29
tblVehicleEF	LDT1	9.4580e-003	4.4920e-003
tblVehicleEF	LDT1	0.01	0.06
tblVehicleEF	LDT1	1.09	0.97
tblVehicleEF	LDT1	2.60	2.11
tblVehicleEF	LDT1	277.82	278.38
tblVehicleEF	LDT1	64.79	59.63
tblVehicleEF	LDT1	0.11	0.08
tblVehicleEF	LDT1	2.3710e-003	1.7400e-003
tblVehicleEF	LDT1	3.2130e-003	2.2850e-003
tblVehicleEF	LDT1	2.1820e-003	1.6000e-003
tblVehicleEF	LDT1	2.9550e-003	2.1010e-003
tblVehicleEF	LDT1	0.16	0.15
tblVehicleEF	LDT1	0.31	0.23
tblVehicleEF	LDT1	0.10	0.10

Merrill Commerce Center (Phase B Construction - Mitigated) - San Bernardino-South Coast County, Winter

tblVehicleEF	LDT1	0.02	0.02
tblVehicleEF	LDT1	0.20	0.81
tblVehicleEF	LDT1	0.18	0.31
tblVehicleEF	LDT1	2.7910e-003	2.7550e-003
tblVehicleEF	LDT1	6.9300e-004	5.9000e-004
tblVehicleEF	LDT1	0.16	0.15
tblVehicleEF	LDT1	0.31	0.23
tblVehicleEF	LDT1	0.10	0.10
tblVehicleEF	LDT1	0.03	0.03
tblVehicleEF	LDT1	0.20	0.81
tblVehicleEF	LDT1	0.20	0.34
tblVehicleEF	LDT2	4.9170e-003	3.0790e-003
tblVehicleEF	LDT2	5.8030e-003	0.06
tblVehicleEF	LDT2	0.67	0.77
tblVehicleEF	LDT2	1.28	2.49
tblVehicleEF	LDT2	315.69	296.94
tblVehicleEF	LDT2	71.50	62.71
tblVehicleEF	LDT2	0.07	0.06
tblVehicleEF	LDT2	1.7520e-003	1.3590e-003
tblVehicleEF	LDT2	2.4460e-003	1.7340e-003
tblVehicleEF	LDT2	1.6110e-003	1.2500e-003
tblVehicleEF	LDT2	2.2490e-003	1.5950e-003
tblVehicleEF	LDT2	0.06	0.09
tblVehicleEF	LDT2	0.10	0.13
tblVehicleEF	LDT2	0.05	0.08
tblVehicleEF	LDT2	0.01	0.01
tblVehicleEF	LDT2	0.06	0.43

Merrill Commerce Center (Phase B Construction - Mitigated) - San Bernardino-South Coast County, Winter

tblVehicleEF	LDT2	0.08	0.27
tblVehicleEF	LDT2	3.1620e-003	2.9380e-003
tblVehicleEF	LDT2	7.3600e-004	6.2100e-004
tblVehicleEF	LDT2	0.06	0.09
tblVehicleEF	LDT2	0.10	0.13
tblVehicleEF	LDT2	0.05	0.08
tblVehicleEF	LDT2	0.02	0.02
tblVehicleEF	LDT2	0.06	0.43
tblVehicleEF	LDT2	0.09	0.29
tblVehicleEF	LDT2	5.5770e-003	3.5190e-003
tblVehicleEF	LDT2	4.8410e-003	0.05
tblVehicleEF	LDT2	0.82	0.94
tblVehicleEF	LDT2	1.06	2.06
tblVehicleEF	LDT2	344.57	318.51
tblVehicleEF	LDT2	71.50	61.89
tblVehicleEF	LDT2	0.06	0.06
tblVehicleEF	LDT2	1.7520e-003	1.3590e-003
tblVehicleEF	LDT2	2.4460e-003	1.7340e-003
tblVehicleEF	LDT2	1.6110e-003	1.2500e-003
tblVehicleEF	LDT2	2.2490e-003	1.5950e-003
tblVehicleEF	LDT2	0.11	0.18
tblVehicleEF	LDT2	0.12	0.15
tblVehicleEF	LDT2	0.10	0.16
tblVehicleEF	LDT2	0.01	0.01
tblVehicleEF	LDT2	0.06	0.43
tblVehicleEF	LDT2	0.07	0.23
tblVehicleEF	LDT2	3.4530e-003	3.1510e-003

Merrill Commerce Center (Phase B Construction - Mitigated) - San Bernardino-South Coast County, Winter

tblVehicleEF	LDT2	7.3300e-004	6.1200e-004
tblVehicleEF	LDT2	0.11	0.18
tblVehicleEF	LDT2	0.12	0.15
tblVehicleEF	LDT2	0.10	0.16
tblVehicleEF	LDT2	0.02	0.02
tblVehicleEF	LDT2	0.06	0.43
tblVehicleEF	LDT2	0.07	0.25
tblVehicleEF	LDT2	4.7910e-003	3.0060e-003
tblVehicleEF	LDT2	5.7690e-003	0.06
tblVehicleEF	LDT2	0.64	0.73
tblVehicleEF	LDT2	1.26	2.45
tblVehicleEF	LDT2	308.90	291.83
tblVehicleEF	LDT2	71.50	62.64
tblVehicleEF	LDT2	0.06	0.06
tblVehicleEF	LDT2	1.7520e-003	1.3590e-003
tblVehicleEF	LDT2	2.4460e-003	1.7340e-003
tblVehicleEF	LDT2	1.6110e-003	1.2500e-003
tblVehicleEF	LDT2	2.2490e-003	1.5950e-003
tblVehicleEF	LDT2	0.05	0.09
tblVehicleEF	LDT2	0.11	0.14
tblVehicleEF	LDT2	0.04	0.07
tblVehicleEF	LDT2	0.01	0.01
tblVehicleEF	LDT2	0.07	0.50
tblVehicleEF	LDT2	0.08	0.27
tblVehicleEF	LDT2	3.0940e-003	2.8870e-003
tblVehicleEF	LDT2	7.3600e-004	6.2000e-004
tblVehicleEF	LDT2	0.05	0.09

Merrill Commerce Center (Phase B Construction - Mitigated) - San Bernardino-South Coast County, Winter

tblVehicleEF	LDT2	0.11	0.14
tblVehicleEF	LDT2	0.04	0.07
tblVehicleEF	LDT2	0.02	0.02
tblVehicleEF	LDT2	0.07	0.50
tblVehicleEF	LDT2	0.09	0.29
tblVehicleEF	LHD1	4.6720e-003	4.4980e-003
tblVehicleEF	LHD1	8.9900e-003	4.8130e-003
tblVehicleEF	LHD1	0.02	0.01
tblVehicleEF	LHD1	0.14	0.17
tblVehicleEF	LHD1	0.81	0.64
tblVehicleEF	LHD1	2.18	0.94
tblVehicleEF	LHD1	9.21	9.12
tblVehicleEF	LHD1	593.90	622.71
tblVehicleEF	LHD1	28.73	10.21
tblVehicleEF	LHD1	0.08	0.07
tblVehicleEF	LHD1	1.68	1.13
tblVehicleEF	LHD1	9.5400e-004	9.8200e-004
tblVehicleEF	LHD1	0.01	0.01
tblVehicleEF	LHD1	0.01	9.4060e-003
tblVehicleEF	LHD1	8.2700e-004	2.3100e-004
tblVehicleEF	LHD1	9.1300e-004	9.4000e-004
tblVehicleEF	LHD1	2.5700e-003	2.5020e-003
tblVehicleEF	LHD1	0.01	8.9760e-003
tblVehicleEF	LHD1	7.6100e-004	2.1300e-004
tblVehicleEF	LHD1	3.3830e-003	2.6930e-003
tblVehicleEF	LHD1	0.10	0.08
tblVehicleEF	LHD1	0.02	0.02

Merrill Commerce Center (Phase B Construction - Mitigated) - San Bernardino-South Coast County, Winter

tblVehicleEF	LHD1	1.7110e-003	1.3450e-003
tblVehicleEF	LHD1	0.07	0.05
tblVehicleEF	LHD1	0.35	0.54
tblVehicleEF	LHD1	0.22	0.06
tblVehicleEF	LHD1	9.2000e-005	8.8000e-005
tblVehicleEF	LHD1	5.8160e-003	6.0590e-003
tblVehicleEF	LHD1	3.2800e-004	1.0100e-004
tblVehicleEF	LHD1	3.3830e-003	2.6930e-003
tblVehicleEF	LHD1	0.10	0.08
tblVehicleEF	LHD1	0.02	0.03
tblVehicleEF	LHD1	1.7110e-003	1.3450e-003
tblVehicleEF	LHD1	0.09	0.07
tblVehicleEF	LHD1	0.35	0.54
tblVehicleEF	LHD1	0.24	0.07
tblVehicleEF	LHD1	4.6720e-003	4.5120e-003
tblVehicleEF	LHD1	9.1960e-003	4.9120e-003
tblVehicleEF	LHD1	0.02	0.01
tblVehicleEF	LHD1	0.14	0.17
tblVehicleEF	LHD1	0.82	0.66
tblVehicleEF	LHD1	2.04	0.88
tblVehicleEF	LHD1	9.21	9.12
tblVehicleEF	LHD1	593.90	622.74
tblVehicleEF	LHD1	28.73	10.10
tblVehicleEF	LHD1	0.08	0.07
tblVehicleEF	LHD1	1.58	1.06
tblVehicleEF	LHD1	9.5400e-004	9.8200e-004
tblVehicleEF	LHD1	0.01	0.01

Merrill Commerce Center (Phase B Construction - Mitigated) - San Bernardino-South Coast County, Winter

tblVehicleEF	LHD1	0.01	9.4060e-003
tblVehicleEF	LHD1	8.2700e-004	2.3100e-004
tblVehicleEF	LHD1	9.1300e-004	9.4000e-004
tblVehicleEF	LHD1	2.5700e-003	2.5020e-003
tblVehicleEF	LHD1	0.01	8.9760e-003
tblVehicleEF	LHD1	7.6100e-004	2.1300e-004
tblVehicleEF	LHD1	6.6270e-003	5.2970e-003
tblVehicleEF	LHD1	0.12	0.09
tblVehicleEF	LHD1	0.02	0.02
tblVehicleEF	LHD1	3.7910e-003	3.0170e-003
tblVehicleEF	LHD1	0.07	0.05
tblVehicleEF	LHD1	0.35	0.54
tblVehicleEF	LHD1	0.21	0.06
tblVehicleEF	LHD1	9.2000e-005	8.8000e-005
tblVehicleEF	LHD1	5.8160e-003	6.0590e-003
tblVehicleEF	LHD1	3.2600e-004	1.0000e-004
tblVehicleEF	LHD1	6.6270e-003	5.2970e-003
tblVehicleEF	LHD1	0.12	0.09
tblVehicleEF	LHD1	0.02	0.03
tblVehicleEF	LHD1	3.7910e-003	3.0170e-003
tblVehicleEF	LHD1	0.09	0.07
tblVehicleEF	LHD1	0.35	0.54
tblVehicleEF	LHD1	0.23	0.07
tblVehicleEF	LHD1	4.6720e-003	4.5010e-003
tblVehicleEF	LHD1	9.0130e-003	4.8240e-003
tblVehicleEF	LHD1	0.02	0.01
tblVehicleEF	LHD1	0.14	0.17

Merrill Commerce Center (Phase B Construction - Mitigated) - San Bernardino-South Coast County, Winter

tblVehicleEF	LHD1	0.81	0.64
tblVehicleEF	LHD1	2.15	0.92
tblVehicleEF	LHD1	9.21	9.12
tblVehicleEF	LHD1	593.90	622.72
tblVehicleEF	LHD1	28.73	10.18
tblVehicleEF	LHD1	0.08	0.07
tblVehicleEF	LHD1	1.65	1.11
tblVehicleEF	LHD1	9.5400e-004	9.8200e-004
tblVehicleEF	LHD1	0.01	0.01
tblVehicleEF	LHD1	0.01	9.4060e-003
tblVehicleEF	LHD1	8.2700e-004	2.3100e-004
tblVehicleEF	LHD1	9.1300e-004	9.4000e-004
tblVehicleEF	LHD1	2.5700e-003	2.5020e-003
tblVehicleEF	LHD1	0.01	8.9760e-003
tblVehicleEF	LHD1	7.6100e-004	2.1300e-004
tblVehicleEF	LHD1	3.6120e-003	2.9190e-003
tblVehicleEF	LHD1	0.12	0.09
tblVehicleEF	LHD1	0.02	0.02
tblVehicleEF	LHD1	1.6770e-003	1.3230e-003
tblVehicleEF	LHD1	0.07	0.05
tblVehicleEF	LHD1	0.37	0.58
tblVehicleEF	LHD1	0.22	0.06
tblVehicleEF	LHD1	9.2000e-005	8.8000e-005
tblVehicleEF	LHD1	5.8160e-003	6.0590e-003
tblVehicleEF	LHD1	3.2800e-004	1.0100e-004
tblVehicleEF	LHD1	3.6120e-003	2.9190e-003
tblVehicleEF	LHD1	0.12	0.09

Merrill Commerce Center (Phase B Construction - Mitigated) - San Bernardino-South Coast County, Winter

tblVehicleEF	LHD1	0.02	0.03
tblVehicleEF	LHD1	1.6770e-003	1.3230e-003
tblVehicleEF	LHD1	0.09	0.07
tblVehicleEF	LHD1	0.37	0.58
tblVehicleEF	LHD1	0.24	0.07
tblVehicleEF	LHD2	3.1420e-003	3.0290e-003
tblVehicleEF	LHD2	3.3700e-003	3.3290e-003
tblVehicleEF	LHD2	5.9590e-003	7.7710e-003
tblVehicleEF	LHD2	0.12	0.13
tblVehicleEF	LHD2	0.36	0.43
tblVehicleEF	LHD2	1.03	0.54
tblVehicleEF	LHD2	14.09	14.24
tblVehicleEF	LHD2	595.69	623.31
tblVehicleEF	LHD2	23.37	7.26
tblVehicleEF	LHD2	0.10	0.10
tblVehicleEF	LHD2	0.94	1.21
tblVehicleEF	LHD2	1.2080e-003	1.4410e-003
tblVehicleEF	LHD2	0.01	0.01
tblVehicleEF	LHD2	0.01	0.01
tblVehicleEF	LHD2	3.6200e-004	1.1200e-004
tblVehicleEF	LHD2	1.1560e-003	1.3780e-003
tblVehicleEF	LHD2	2.6970e-003	2.7030e-003
tblVehicleEF	LHD2	9.9080e-003	0.01
tblVehicleEF	LHD2	3.3300e-004	1.0300e-004
tblVehicleEF	LHD2	1.0780e-003	1.3290e-003
tblVehicleEF	LHD2	0.03	0.04
tblVehicleEF	LHD2	0.01	0.02

Merrill Commerce Center (Phase B Construction - Mitigated) - San Bernardino-South Coast County, Winter

tblVehicleEF	LHD2	6.0700e-004	7.2000e-004
tblVehicleEF	LHD2	0.05	0.05
tblVehicleEF	LHD2	0.07	0.24
tblVehicleEF	LHD2	0.08	0.04
tblVehicleEF	LHD2	1.3700e-004	1.3600e-004
tblVehicleEF	LHD2	5.7920e-003	6.0100e-003
tblVehicleEF	LHD2	2.5200e-004	7.2000e-005
tblVehicleEF	LHD2	1.0780e-003	1.3290e-003
tblVehicleEF	LHD2	0.03	0.04
tblVehicleEF	LHD2	0.02	0.02
tblVehicleEF	LHD2	6.0700e-004	7.2000e-004
tblVehicleEF	LHD2	0.05	0.06
tblVehicleEF	LHD2	0.07	0.24
tblVehicleEF	LHD2	0.09	0.04
tblVehicleEF	LHD2	3.1420e-003	3.0380e-003
tblVehicleEF	LHD2	3.4100e-003	3.3590e-003
tblVehicleEF	LHD2	5.7050e-003	7.4220e-003
tblVehicleEF	LHD2	0.12	0.13
tblVehicleEF	LHD2	0.36	0.44
tblVehicleEF	LHD2	0.97	0.51
tblVehicleEF	LHD2	14.09	14.24
tblVehicleEF	LHD2	595.69	623.32
tblVehicleEF	LHD2	23.37	7.20
tblVehicleEF	LHD2	0.10	0.10
tblVehicleEF	LHD2	0.88	1.14
tblVehicleEF	LHD2	1.2080e-003	1.4410e-003
tblVehicleEF	LHD2	0.01	0.01

Merrill Commerce Center (Phase B Construction - Mitigated) - San Bernardino-South Coast County, Winter

tblVehicleEF	LHD2	0.01	0.01
tblVehicleEF	LHD2	3.6200e-004	1.1200e-004
tblVehicleEF	LHD2	1.1560e-003	1.3780e-003
tblVehicleEF	LHD2	2.6970e-003	2.7030e-003
tblVehicleEF	LHD2	9.9080e-003	0.01
tblVehicleEF	LHD2	3.3300e-004	1.0300e-004
tblVehicleEF	LHD2	2.0680e-003	2.5650e-003
tblVehicleEF	LHD2	0.04	0.05
tblVehicleEF	LHD2	0.01	0.02
tblVehicleEF	LHD2	1.2890e-003	1.5490e-003
tblVehicleEF	LHD2	0.05	0.05
tblVehicleEF	LHD2	0.07	0.24
tblVehicleEF	LHD2	0.08	0.04
tblVehicleEF	LHD2	1.3700e-004	1.3600e-004
tblVehicleEF	LHD2	5.7920e-003	6.0110e-003
tblVehicleEF	LHD2	2.5100e-004	7.1000e-005
tblVehicleEF	LHD2	2.0680e-003	2.5650e-003
tblVehicleEF	LHD2	0.04	0.05
tblVehicleEF	LHD2	0.02	0.02
tblVehicleEF	LHD2	1.2890e-003	1.5490e-003
tblVehicleEF	LHD2	0.05	0.06
tblVehicleEF	LHD2	0.07	0.24
tblVehicleEF	LHD2	0.08	0.04
tblVehicleEF	LHD2	3.1420e-003	3.0310e-003
tblVehicleEF	LHD2	3.3740e-003	3.3320e-003
tblVehicleEF	LHD2	5.9110e-003	7.7050e-003
tblVehicleEF	LHD2	0.12	0.13

Merrill Commerce Center (Phase B Construction - Mitigated) - San Bernardino-South Coast County, Winter

tblVehicleEF	LHD2	0.36	0.43
tblVehicleEF	LHD2	1.02	0.54
tblVehicleEF	LHD2	14.09	14.24
tblVehicleEF	LHD2	595.69	623.31
tblVehicleEF	LHD2	23.37	7.24
tblVehicleEF	LHD2	0.10	0.10
tblVehicleEF	LHD2	0.92	1.20
tblVehicleEF	LHD2	1.2080e-003	1.4410e-003
tblVehicleEF	LHD2	0.01	0.01
tblVehicleEF	LHD2	0.01	0.01
tblVehicleEF	LHD2	3.6200e-004	1.1200e-004
tblVehicleEF	LHD2	1.1560e-003	1.3780e-003
tblVehicleEF	LHD2	2.6970e-003	2.7030e-003
tblVehicleEF	LHD2	9.9080e-003	0.01
tblVehicleEF	LHD2	3.3300e-004	1.0300e-004
tblVehicleEF	LHD2	1.0780e-003	1.3530e-003
tblVehicleEF	LHD2	0.03	0.04
tblVehicleEF	LHD2	0.01	0.02
tblVehicleEF	LHD2	5.9100e-004	6.9900e-004
tblVehicleEF	LHD2	0.05	0.05
tblVehicleEF	LHD2	0.07	0.25
tblVehicleEF	LHD2	0.08	0.04
tblVehicleEF	LHD2	1.3700e-004	1.3600e-004
tblVehicleEF	LHD2	5.7920e-003	6.0100e-003
tblVehicleEF	LHD2	2.5200e-004	7.2000e-005
tblVehicleEF	LHD2	1.0780e-003	1.3530e-003
tblVehicleEF	LHD2	0.03	0.04

Merrill Commerce Center (Phase B Construction - Mitigated) - San Bernardino-South Coast County, Winter

tblVehicleEF	LHD2	0.02	0.02
tblVehicleEF	LHD2	5.9100e-004	6.9900e-004
tblVehicleEF	LHD2	0.05	0.06
tblVehicleEF	LHD2	0.07	0.25
tblVehicleEF	LHD2	0.09	0.04
tblVehicleEF	MCY	0.44	0.33
tblVehicleEF	MCY	0.16	0.25
tblVehicleEF	MCY	19.41	19.66
tblVehicleEF	MCY	9.98	8.85
tblVehicleEF	MCY	169.81	211.00
tblVehicleEF	MCY	45.18	60.62
tblVehicleEF	MCY	1.15	1.15
tblVehicleEF	MCY	1.9700e-003	1.9320e-003
tblVehicleEF	MCY	3.3250e-003	2.8200e-003
tblVehicleEF	MCY	1.8410e-003	1.8050e-003
tblVehicleEF	MCY	3.1250e-003	2.6490e-003
tblVehicleEF	MCY	1.43	1.45
tblVehicleEF	MCY	0.80	0.82
tblVehicleEF	MCY	0.78	0.79
tblVehicleEF	MCY	2.18	2.19
tblVehicleEF	MCY	0.45	1.82
tblVehicleEF	MCY	2.12	1.87
tblVehicleEF	MCY	2.0790e-003	2.0880e-003
tblVehicleEF	MCY	6.7700e-004	6.0000e-004
tblVehicleEF	MCY	1.43	1.45
tblVehicleEF	MCY	0.80	0.82
tblVehicleEF	MCY	0.78	0.79

Merrill Commerce Center (Phase B Construction - Mitigated) - San Bernardino-South Coast County, Winter

tblVehicleEF	MCY	2.71	2.71
tblVehicleEF	MCY	0.45	1.82
tblVehicleEF	MCY	2.31	2.04
tblVehicleEF	MCY	0.43	0.32
tblVehicleEF	MCY	0.13	0.21
tblVehicleEF	MCY	19.54	19.80
tblVehicleEF	MCY	9.04	7.97
tblVehicleEF	MCY	169.81	211.03
tblVehicleEF	MCY	45.18	58.35
tblVehicleEF	MCY	0.98	0.98
tblVehicleEF	MCY	1.9700e-003	1.9320e-003
tblVehicleEF	MCY	3.3250e-003	2.8200e-003
tblVehicleEF	MCY	1.8410e-003	1.8050e-003
tblVehicleEF	MCY	3.1250e-003	2.6490e-003
tblVehicleEF	MCY	3.10	3.13
tblVehicleEF	MCY	1.23	1.26
tblVehicleEF	MCY	2.07	2.09
tblVehicleEF	MCY	2.14	2.14
tblVehicleEF	MCY	0.45	1.81
tblVehicleEF	MCY	1.83	1.61
tblVehicleEF	MCY	2.0790e-003	2.0880e-003
tblVehicleEF	MCY	6.5300e-004	5.7700e-004
tblVehicleEF	MCY	3.10	3.13
tblVehicleEF	MCY	1.23	1.26
tblVehicleEF	MCY	2.07	2.09
tblVehicleEF	MCY	2.65	2.65
tblVehicleEF	MCY	0.45	1.81

Merrill Commerce Center (Phase B Construction - Mitigated) - San Bernardino-South Coast County, Winter

tblVehicleEF	MCY	1.99	1.75
tblVehicleEF	MCY	0.43	0.32
tblVehicleEF	MCY	0.15	0.24
tblVehicleEF	MCY	18.58	18.81
tblVehicleEF	MCY	9.62	8.50
tblVehicleEF	MCY	169.81	209.52
tblVehicleEF	MCY	45.18	59.85
tblVehicleEF	MCY	1.11	1.11
tblVehicleEF	MCY	1.9700e-003	1.9320e-003
tblVehicleEF	MCY	3.3250e-003	2.8200e-003
tblVehicleEF	MCY	1.8410e-003	1.8050e-003
tblVehicleEF	MCY	3.1250e-003	2.6490e-003
tblVehicleEF	MCY	1.69	1.70
tblVehicleEF	MCY	1.07	1.09
tblVehicleEF	MCY	0.70	0.70
tblVehicleEF	MCY	2.15	2.16
tblVehicleEF	MCY	0.52	2.09
tblVehicleEF	MCY	2.05	1.81
tblVehicleEF	MCY	2.0650e-003	2.0730e-003
tblVehicleEF	MCY	6.6900e-004	5.9200e-004
tblVehicleEF	MCY	1.69	1.70
tblVehicleEF	MCY	1.07	1.09
tblVehicleEF	MCY	0.70	0.70
tblVehicleEF	MCY	2.67	2.67
tblVehicleEF	MCY	0.52	2.09
tblVehicleEF	MCY	2.23	1.97
tblVehicleEF	MDV	9.3540e-003	3.8560e-003

Merrill Commerce Center (Phase B Construction - Mitigated) - San Bernardino-South Coast County, Winter

tblVehicleEF	MDV	0.01	0.07
tblVehicleEF	MDV	1.04	0.86
tblVehicleEF	MDV	2.45	2.81
tblVehicleEF	MDV	439.27	371.74
tblVehicleEF	MDV	98.67	77.98
tblVehicleEF	MDV	0.13	0.08
tblVehicleEF	MDV	1.7830e-003	1.4230e-003
tblVehicleEF	MDV	2.4100e-003	1.7590e-003
tblVehicleEF	MDV	1.6430e-003	1.3120e-003
tblVehicleEF	MDV	2.2160e-003	1.6180e-003
tblVehicleEF	MDV	0.09	0.11
tblVehicleEF	MDV	0.18	0.15
tblVehicleEF	MDV	0.08	0.10
tblVehicleEF	MDV	0.02	0.02
tblVehicleEF	MDV	0.10	0.47
tblVehicleEF	MDV	0.18	0.34
tblVehicleEF	MDV	4.3980e-003	3.6750e-003
tblVehicleEF	MDV	1.0290e-003	7.7200e-004
tblVehicleEF	MDV	0.09	0.11
tblVehicleEF	MDV	0.18	0.15
tblVehicleEF	MDV	0.08	0.10
tblVehicleEF	MDV	0.03	0.02
tblVehicleEF	MDV	0.10	0.47
tblVehicleEF	MDV	0.20	0.37
tblVehicleEF	MDV	0.01	4.4140e-003
tblVehicleEF	MDV	0.01	0.06
tblVehicleEF	MDV	1.27	1.05

Merrill Commerce Center (Phase B Construction - Mitigated) - San Bernardino-South Coast County, Winter

tblVehicleEF	MDV	2.03	2.33
tblVehicleEF	MDV	478.15	394.46
tblVehicleEF	MDV	98.67	77.03
tblVehicleEF	MDV	0.11	0.07
tblVehicleEF	MDV	1.7830e-003	1.4230e-003
tblVehicleEF	MDV	2.4100e-003	1.7590e-003
tblVehicleEF	MDV	1.6430e-003	1.3120e-003
tblVehicleEF	MDV	2.2160e-003	1.6180e-003
tblVehicleEF	MDV	0.19	0.22
tblVehicleEF	MDV	0.21	0.18
tblVehicleEF	MDV	0.16	0.20
tblVehicleEF	MDV	0.03	0.02
tblVehicleEF	MDV	0.10	0.47
tblVehicleEF	MDV	0.15	0.29
tblVehicleEF	MDV	4.7900e-003	3.9000e-003
tblVehicleEF	MDV	1.0220e-003	7.6200e-004
tblVehicleEF	MDV	0.19	0.22
tblVehicleEF	MDV	0.21	0.18
tblVehicleEF	MDV	0.16	0.20
tblVehicleEF	MDV	0.04	0.03
tblVehicleEF	MDV	0.10	0.47
tblVehicleEF	MDV	0.17	0.31
tblVehicleEF	MDV	9.1040e-003	3.7610e-003
tblVehicleEF	MDV	0.01	0.07
tblVehicleEF	MDV	0.99	0.81
tblVehicleEF	MDV	2.42	2.77
tblVehicleEF	MDV	430.20	366.36

Merrill Commerce Center (Phase B Construction - Mitigated) - San Bernardino-South Coast County, Winter

tblVehicleEF	MDV	98.67	77.90
tblVehicleEF	MDV	0.12	0.07
tblVehicleEF	MDV	1.7830e-003	1.4230e-003
tblVehicleEF	MDV	2.4100e-003	1.7590e-003
tblVehicleEF	MDV	1.6430e-003	1.3120e-003
tblVehicleEF	MDV	2.2160e-003	1.6180e-003
tblVehicleEF	MDV	0.09	0.10
tblVehicleEF	MDV	0.20	0.17
tblVehicleEF	MDV	0.08	0.09
tblVehicleEF	MDV	0.02	0.02
tblVehicleEF	MDV	0.12	0.55
tblVehicleEF	MDV	0.18	0.34
tblVehicleEF	MDV	4.3070e-003	3.6210e-003
tblVehicleEF	MDV	1.0290e-003	7.7100e-004
tblVehicleEF	MDV	0.09	0.10
tblVehicleEF	MDV	0.20	0.17
tblVehicleEF	MDV	0.08	0.09
tblVehicleEF	MDV	0.03	0.02
tblVehicleEF	MDV	0.12	0.55
tblVehicleEF	MDV	0.20	0.37
tblVehicleEF	MH	0.02	3.5960e-003
tblVehicleEF	MH	0.02	0.00
tblVehicleEF	MH	1.94	0.33
tblVehicleEF	MH	5.34	0.00
tblVehicleEF	MH	1,048.24	928.73
tblVehicleEF	MH	58.51	0.00
tblVehicleEF	MH	1.28	4.11

Merrill Commerce Center (Phase B Construction - Mitigated) - San Bernardino-South Coast County, Winter

tblVehicleEF	MH	0.01	0.02
tblVehicleEF	MH	0.03	0.12
tblVehicleEF	MH	1.0110e-003	0.00
tblVehicleEF	MH	3.2250e-003	4.0000e-003
tblVehicleEF	MH	0.03	0.12
tblVehicleEF	MH	9.3000e-004	0.00
tblVehicleEF	MH	1.22	0.00
tblVehicleEF	MH	0.08	0.00
tblVehicleEF	MH	0.43	0.00
tblVehicleEF	MH	0.07	0.08
tblVehicleEF	MH	0.03	0.00
tblVehicleEF	MH	0.31	0.00
tblVehicleEF	MH	0.01	8.7800e-003
tblVehicleEF	MH	6.7800e-004	0.00
tblVehicleEF	MH	1.22	0.00
tblVehicleEF	MH	0.08	0.00
tblVehicleEF	MH	0.43	0.00
tblVehicleEF	MH	0.10	0.09
tblVehicleEF	MH	0.03	0.00
tblVehicleEF	MH	0.34	0.00
tblVehicleEF	MH	0.02	3.5960e-003
tblVehicleEF	MH	0.02	0.00
tblVehicleEF	MH	2.01	0.33
tblVehicleEF	MH	4.87	0.00
tblVehicleEF	MH	1,048.24	928.73
tblVehicleEF	MH	58.51	0.00
tblVehicleEF	MH	1.17	3.87

Merrill Commerce Center (Phase B Construction - Mitigated) - San Bernardino-South Coast County, Winter

tblVehicleEF	MH	0.01	0.02
tblVehicleEF	MH	0.03	0.12
tblVehicleEF	MH	1.0110e-003	0.00
tblVehicleEF	MH	3.2250e-003	4.0000e-003
tblVehicleEF	MH	0.03	0.12
tblVehicleEF	MH	9.3000e-004	0.00
tblVehicleEF	MH	2.40	0.00
tblVehicleEF	MH	0.09	0.00
tblVehicleEF	MH	1.01	0.00
tblVehicleEF	MH	0.08	0.08
tblVehicleEF	MH	0.03	0.00
tblVehicleEF	MH	0.29	0.00
tblVehicleEF	MH	0.01	8.7800e-003
tblVehicleEF	MH	6.7000e-004	0.00
tblVehicleEF	MH	2.40	0.00
tblVehicleEF	MH	0.09	0.00
tblVehicleEF	MH	1.01	0.00
tblVehicleEF	MH	0.10	0.09
tblVehicleEF	MH	0.03	0.00
tblVehicleEF	MH	0.32	0.00
tblVehicleEF	MH	0.02	3.5960e-003
tblVehicleEF	MH	0.02	0.00
tblVehicleEF	MH	1.94	0.33
tblVehicleEF	MH	5.29	0.00
tblVehicleEF	MH	1,048.24	928.73
tblVehicleEF	MH	58.51	0.00
tblVehicleEF	MH	1.25	4.05

Merrill Commerce Center (Phase B Construction - Mitigated) - San Bernardino-South Coast County, Winter

tblVehicleEF	MH	0.01	0.02
tblVehicleEF	MH	0.03	0.12
tblVehicleEF	MH	1.0110e-003	0.00
tblVehicleEF	MH	3.2250e-003	4.0000e-003
tblVehicleEF	MH	0.03	0.12
tblVehicleEF	MH	9.3000e-004	0.00
tblVehicleEF	MH	1.42	0.00
tblVehicleEF	MH	0.09	0.00
tblVehicleEF	MH	0.44	0.00
tblVehicleEF	MH	0.07	0.08
tblVehicleEF	MH	0.03	0.00
tblVehicleEF	MH	0.31	0.00
tblVehicleEF	MH	0.01	8.7800e-003
tblVehicleEF	MH	6.7700e-004	0.00
tblVehicleEF	MH	1.42	0.00
tblVehicleEF	MH	0.09	0.00
tblVehicleEF	MH	0.44	0.00
tblVehicleEF	MH	0.10	0.09
tblVehicleEF	MH	0.03	0.00
tblVehicleEF	MH	0.34	0.00
tblVehicleEF	MHD	0.02	3.0370e-003
tblVehicleEF	MHD	2.3730e-003	1.0670e-003
tblVehicleEF	MHD	0.04	7.4460e-003
tblVehicleEF	MHD	0.29	0.34
tblVehicleEF	MHD	0.21	0.14
tblVehicleEF	MHD	3.98	0.80
tblVehicleEF	MHD	157.13	63.12

Merrill Commerce Center (Phase B Construction - Mitigated) - San Bernardino-South Coast County, Winter

tblVehicleEF	MHD	1,097.93	940.09
tblVehicleEF	MHD	49.45	7.43
tblVehicleEF	MHD	0.42	0.34
tblVehicleEF	MHD	0.63	1.01
tblVehicleEF	MHD	9.1000e-005	2.4100e-004
tblVehicleEF	MHD	2.7720e-003	7.6590e-003
tblVehicleEF	MHD	6.6500e-004	8.6000e-005
tblVehicleEF	MHD	8.7000e-005	2.3000e-004
tblVehicleEF	MHD	2.6480e-003	7.3240e-003
tblVehicleEF	MHD	6.1100e-004	7.9000e-005
tblVehicleEF	MHD	9.7700e-004	4.4300e-004
tblVehicleEF	MHD	0.03	0.02
tblVehicleEF	MHD	0.02	0.02
tblVehicleEF	MHD	5.2700e-004	2.3800e-004
tblVehicleEF	MHD	0.03	0.01
tblVehicleEF	MHD	0.01	0.08
tblVehicleEF	MHD	0.24	0.04
tblVehicleEF	MHD	1.5090e-003	5.9900e-004
tblVehicleEF	MHD	0.01	8.9580e-003
tblVehicleEF	MHD	5.6400e-004	7.4000e-005
tblVehicleEF	MHD	9.7700e-004	4.4300e-004
tblVehicleEF	MHD	0.03	0.02
tblVehicleEF	MHD	0.03	0.02
tblVehicleEF	MHD	5.2700e-004	2.3800e-004
tblVehicleEF	MHD	0.03	0.01
tblVehicleEF	MHD	0.01	0.08
tblVehicleEF	MHD	0.27	0.04

Merrill Commerce Center (Phase B Construction - Mitigated) - San Bernardino-South Coast County, Winter

tblVehicleEF	MHD	0.01	2.8930e-003
tblVehicleEF	MHD	2.4050e-003	1.0900e-003
tblVehicleEF	MHD	0.04	7.1060e-003
tblVehicleEF	MHD	0.21	0.29
tblVehicleEF	MHD	0.21	0.15
tblVehicleEF	MHD	3.72	0.75
tblVehicleEF	MHD	166.43	62.88
tblVehicleEF	MHD	1,097.93	940.09
tblVehicleEF	MHD	49.45	7.34
tblVehicleEF	MHD	0.44	0.33
tblVehicleEF	MHD	0.59	0.95
tblVehicleEF	MHD	7.6000e-005	2.0600e-004
tblVehicleEF	MHD	2.7720e-003	7.6590e-003
tblVehicleEF	MHD	6.6500e-004	8.6000e-005
tblVehicleEF	MHD	7.3000e-005	1.9700e-004
tblVehicleEF	MHD	2.6480e-003	7.3240e-003
tblVehicleEF	MHD	6.1100e-004	7.9000e-005
tblVehicleEF	MHD	1.9120e-003	8.6600e-004
tblVehicleEF	MHD	0.04	0.02
tblVehicleEF	MHD	0.02	0.01
tblVehicleEF	MHD	1.1780e-003	5.3200e-004
tblVehicleEF	MHD	0.03	0.01
tblVehicleEF	MHD	0.01	0.08
tblVehicleEF	MHD	0.23	0.04
tblVehicleEF	MHD	1.5970e-003	5.9700e-004
tblVehicleEF	MHD	0.01	8.9590e-003
tblVehicleEF	MHD	5.6000e-004	7.3000e-005

Merrill Commerce Center (Phase B Construction - Mitigated) - San Bernardino-South Coast County, Winter

tblVehicleEF	MHD	1.9120e-003	8.6600e-004
tblVehicleEF	MHD	0.04	0.02
tblVehicleEF	MHD	0.03	0.02
tblVehicleEF	MHD	1.1780e-003	5.3200e-004
tblVehicleEF	MHD	0.03	0.01
tblVehicleEF	MHD	0.01	0.08
tblVehicleEF	MHD	0.25	0.04
tblVehicleEF	MHD	0.02	3.2500e-003
tblVehicleEF	MHD	2.3770e-003	1.0690e-003
tblVehicleEF	MHD	0.04	7.3590e-003
tblVehicleEF	MHD	0.41	0.40
tblVehicleEF	MHD	0.21	0.14
tblVehicleEF	MHD	3.91	0.79
tblVehicleEF	MHD	144.26	63.46
tblVehicleEF	MHD	1,097.93	940.09
tblVehicleEF	MHD	49.45	7.41
tblVehicleEF	MHD	0.40	0.36
tblVehicleEF	MHD	0.62	0.99
tblVehicleEF	MHD	1.1000e-004	2.8900e-004
tblVehicleEF	MHD	2.7720e-003	7.6590e-003
tblVehicleEF	MHD	6.6500e-004	8.6000e-005
tblVehicleEF	MHD	1.0600e-004	2.7600e-004
tblVehicleEF	MHD	2.6480e-003	7.3240e-003
tblVehicleEF	MHD	6.1100e-004	7.9000e-005
tblVehicleEF	MHD	1.0160e-003	4.6200e-004
tblVehicleEF	MHD	0.04	0.02
tblVehicleEF	MHD	0.02	0.02

Merrill Commerce Center (Phase B Construction - Mitigated) - San Bernardino-South Coast County, Winter

tblVehicleEF	MHD	5.1300e-004	2.3200e-004
tblVehicleEF	MHD	0.03	0.01
tblVehicleEF	MHD	0.01	0.09
tblVehicleEF	MHD	0.24	0.04
tblVehicleEF	MHD	1.3880e-003	6.0200e-004
tblVehicleEF	MHD	0.01	8.9580e-003
tblVehicleEF	MHD	5.6300e-004	7.3000e-005
tblVehicleEF	MHD	1.0160e-003	4.6200e-004
tblVehicleEF	MHD	0.04	0.02
tblVehicleEF	MHD	0.03	0.02
tblVehicleEF	MHD	5.1300e-004	2.3200e-004
tblVehicleEF	MHD	0.03	0.01
tblVehicleEF	MHD	0.01	0.09
tblVehicleEF	MHD	0.26	0.04
tblVehicleEF	OBUS	0.01	9.0060e-003
tblVehicleEF	OBUS	6.2520e-003	5.7900e-003
tblVehicleEF	OBUS	0.03	0.02
tblVehicleEF	OBUS	0.24	0.51
tblVehicleEF	OBUS	0.41	0.69
tblVehicleEF	OBUS	5.29	2.52
tblVehicleEF	OBUS	65.82	66.45
tblVehicleEF	OBUS	1,119.44	1,394.03
tblVehicleEF	OBUS	69.89	20.71
tblVehicleEF	OBUS	0.13	0.24
tblVehicleEF	OBUS	0.44	0.87
tblVehicleEF	OBUS	1.1000e-005	8.1000e-005
tblVehicleEF	OBUS	2.0200e-003	6.3490e-003

Merrill Commerce Center (Phase B Construction - Mitigated) - San Bernardino-South Coast County, Winter

tblVehicleEF	OBUS	9.5000e-004	2.3700e-004
tblVehicleEF	OBUS	1.1000e-005	7.8000e-005
tblVehicleEF	OBUS	1.9090e-003	6.0530e-003
tblVehicleEF	OBUS	8.7400e-004	2.1800e-004
tblVehicleEF	OBUS	1.8990e-003	2.7570e-003
tblVehicleEF	OBUS	0.02	0.03
tblVehicleEF	OBUS	0.03	0.05
tblVehicleEF	OBUS	8.3600e-004	1.1520e-003
tblVehicleEF	OBUS	0.03	0.03
tblVehicleEF	OBUS	0.05	0.32
tblVehicleEF	OBUS	0.33	0.12
tblVehicleEF	OBUS	6.4000e-004	6.3400e-004
tblVehicleEF	OBUS	0.01	0.01
tblVehicleEF	OBUS	7.9100e-004	2.0500e-004
tblVehicleEF	OBUS	1.8990e-003	2.7570e-003
tblVehicleEF	OBUS	0.02	0.03
tblVehicleEF	OBUS	0.04	0.06
tblVehicleEF	OBUS	8.3600e-004	1.1520e-003
tblVehicleEF	OBUS	0.04	0.04
tblVehicleEF	OBUS	0.05	0.32
tblVehicleEF	OBUS	0.36	0.13
tblVehicleEF	OBUS	0.01	9.0820e-003
tblVehicleEF	OBUS	6.4110e-003	5.9630e-003
tblVehicleEF	OBUS	0.02	0.02
tblVehicleEF	OBUS	0.24	0.51
tblVehicleEF	OBUS	0.42	0.71
tblVehicleEF	OBUS	4.85	2.32

Merrill Commerce Center (Phase B Construction - Mitigated) - San Bernardino-South Coast County, Winter

tblVehicleEF	OBUS	68.71	65.76
tblVehicleEF	OBUS	1,119.44	1,394.07
tblVehicleEF	OBUS	69.89	20.35
tblVehicleEF	OBUS	0.13	0.23
tblVehicleEF	OBUS	0.41	0.80
tblVehicleEF	OBUS	1.0000e-005	7.2000e-005
tblVehicleEF	OBUS	2.0200e-003	6.3490e-003
tblVehicleEF	OBUS	9.5000e-004	2.3700e-004
tblVehicleEF	OBUS	9.0000e-006	6.9000e-005
tblVehicleEF	OBUS	1.9090e-003	6.0530e-003
tblVehicleEF	OBUS	8.7400e-004	2.1800e-004
tblVehicleEF	OBUS	3.6770e-003	5.3510e-003
tblVehicleEF	OBUS	0.02	0.03
tblVehicleEF	OBUS	0.03	0.05
tblVehicleEF	OBUS	1.8930e-003	2.6140e-003
tblVehicleEF	OBUS	0.03	0.03
tblVehicleEF	OBUS	0.05	0.32
tblVehicleEF	OBUS	0.31	0.11
tblVehicleEF	OBUS	6.6800e-004	6.2800e-004
tblVehicleEF	OBUS	0.01	0.01
tblVehicleEF	OBUS	7.8400e-004	2.0100e-004
tblVehicleEF	OBUS	3.6770e-003	5.3510e-003
tblVehicleEF	OBUS	0.02	0.03
tblVehicleEF	OBUS	0.04	0.06
tblVehicleEF	OBUS	1.8930e-003	2.6140e-003
tblVehicleEF	OBUS	0.04	0.04
tblVehicleEF	OBUS	0.05	0.32

Merrill Commerce Center (Phase B Construction - Mitigated) - San Bernardino-South Coast County, Winter

tblVehicleEF	OBUS	0.34	0.12
tblVehicleEF	OBUS	0.01	8.9410e-003
tblVehicleEF	OBUS	6.2690e-003	5.8090e-003
tblVehicleEF	OBUS	0.03	0.02
tblVehicleEF	OBUS	0.25	0.51
tblVehicleEF	OBUS	0.41	0.69
tblVehicleEF	OBUS	5.25	2.51
tblVehicleEF	OBUS	61.82	67.41
tblVehicleEF	OBUS	1,119.44	1,394.04
tblVehicleEF	OBUS	69.89	20.67
tblVehicleEF	OBUS	0.12	0.26
tblVehicleEF	OBUS	0.43	0.86
tblVehicleEF	OBUS	1.4000e-005	9.4000e-005
tblVehicleEF	OBUS	2.0200e-003	6.3490e-003
tblVehicleEF	OBUS	9.5000e-004	2.3700e-004
tblVehicleEF	OBUS	1.3000e-005	9.0000e-005
tblVehicleEF	OBUS	1.9090e-003	6.0530e-003
tblVehicleEF	OBUS	8.7400e-004	2.1800e-004
tblVehicleEF	OBUS	1.9540e-003	2.9210e-003
tblVehicleEF	OBUS	0.02	0.03
tblVehicleEF	OBUS	0.03	0.05
tblVehicleEF	OBUS	8.3000e-004	1.1560e-003
tblVehicleEF	OBUS	0.03	0.03
tblVehicleEF	OBUS	0.05	0.34
tblVehicleEF	OBUS	0.33	0.12
tblVehicleEF	OBUS	6.0200e-004	6.4400e-004
tblVehicleEF	OBUS	0.01	0.01

Merrill Commerce Center (Phase B Construction - Mitigated) - San Bernardino-South Coast County, Winter

tblVehicleEF	OBUS	7.9100e-004	2.0500e-004
tblVehicleEF	OBUS	1.9540e-003	2.9210e-003
tblVehicleEF	OBUS	0.02	0.03
tblVehicleEF	OBUS	0.04	0.06
tblVehicleEF	OBUS	8.3000e-004	1.1560e-003
tblVehicleEF	OBUS	0.04	0.04
tblVehicleEF	OBUS	0.05	0.34
tblVehicleEF	OBUS	0.36	0.13
tblVehicleEF	SBUS	0.82	0.05
tblVehicleEF	SBUS	8.4750e-003	5.6520e-003
tblVehicleEF	SBUS	0.06	4.4230e-003
tblVehicleEF	SBUS	6.01	2.12
tblVehicleEF	SBUS	0.53	0.48
tblVehicleEF	SBUS	5.05	0.58
tblVehicleEF	SBUS	1,217.18	331.70
tblVehicleEF	SBUS	1,113.27	1,082.52
tblVehicleEF	SBUS	40.27	3.48
tblVehicleEF	SBUS	9.36	3.05
tblVehicleEF	SBUS	3.61	4.26
tblVehicleEF	SBUS	7.8830e-003	2.9700e-003
tblVehicleEF	SBUS	0.01	0.01
tblVehicleEF	SBUS	0.02	0.02
tblVehicleEF	SBUS	5.9900e-004	3.5000e-005
tblVehicleEF	SBUS	7.5420e-003	2.8410e-003
tblVehicleEF	SBUS	2.7330e-003	2.7420e-003
tblVehicleEF	SBUS	0.02	0.02
tblVehicleEF	SBUS	5.5100e-004	3.2000e-005

Merrill Commerce Center (Phase B Construction - Mitigated) - San Bernardino-South Coast County, Winter

tblVehicleEF	SBUS	3.0330e-003	7.5800e-004
tblVehicleEF	SBUS	0.02	5.7310e-003
tblVehicleEF	SBUS	0.71	0.22
tblVehicleEF	SBUS	1.4390e-003	3.8400e-004
tblVehicleEF	SBUS	0.10	0.08
tblVehicleEF	SBUS	9.3710e-003	0.03
tblVehicleEF	SBUS	0.27	0.03
tblVehicleEF	SBUS	0.01	3.1550e-003
tblVehicleEF	SBUS	0.01	0.01
tblVehicleEF	SBUS	4.9000e-004	3.4000e-005
tblVehicleEF	SBUS	3.0330e-003	7.5800e-004
tblVehicleEF	SBUS	0.02	5.7310e-003
tblVehicleEF	SBUS	1.02	0.31
tblVehicleEF	SBUS	1.4390e-003	3.8400e-004
tblVehicleEF	SBUS	0.11	0.10
tblVehicleEF	SBUS	9.3710e-003	0.03
tblVehicleEF	SBUS	0.29	0.03
tblVehicleEF	SBUS	0.82	0.05
tblVehicleEF	SBUS	8.6200e-003	5.7220e-003
tblVehicleEF	SBUS	0.05	3.6550e-003
tblVehicleEF	SBUS	5.89	2.09
tblVehicleEF	SBUS	0.53	0.49
tblVehicleEF	SBUS	3.46	0.41
tblVehicleEF	SBUS	1,277.69	337.86
tblVehicleEF	SBUS	1,113.27	1,082.54
tblVehicleEF	SBUS	40.27	3.19
tblVehicleEF	SBUS	9.66	3.09

Merrill Commerce Center (Phase B Construction - Mitigated) - San Bernardino-South Coast County, Winter

tblVehicleEF	SBUS	3.39	3.99
tblVehicleEF	SBUS	6.6460e-003	2.5130e-003
tblVehicleEF	SBUS	0.01	0.01
tblVehicleEF	SBUS	0.02	0.02
tblVehicleEF	SBUS	5.9900e-004	3.5000e-005
tblVehicleEF	SBUS	6.3580e-003	2.4040e-003
tblVehicleEF	SBUS	2.7330e-003	2.7420e-003
tblVehicleEF	SBUS	0.02	0.02
tblVehicleEF	SBUS	5.5100e-004	3.2000e-005
tblVehicleEF	SBUS	5.7580e-003	1.3700e-003
tblVehicleEF	SBUS	0.02	5.9610e-003
tblVehicleEF	SBUS	0.71	0.22
tblVehicleEF	SBUS	3.0800e-003	7.3800e-004
tblVehicleEF	SBUS	0.10	0.08
tblVehicleEF	SBUS	8.5600e-003	0.03
tblVehicleEF	SBUS	0.22	0.02
tblVehicleEF	SBUS	0.01	3.2130e-003
tblVehicleEF	SBUS	0.01	0.01
tblVehicleEF	SBUS	4.6300e-004	3.2000e-005
tblVehicleEF	SBUS	5.7580e-003	1.3700e-003
tblVehicleEF	SBUS	0.02	5.9610e-003
tblVehicleEF	SBUS	1.02	0.31
tblVehicleEF	SBUS	3.0800e-003	7.3800e-004
tblVehicleEF	SBUS	0.11	0.10
tblVehicleEF	SBUS	8.5600e-003	0.03
tblVehicleEF	SBUS	0.24	0.02
tblVehicleEF	SBUS	0.82	0.05

Merrill Commerce Center (Phase B Construction - Mitigated) - San Bernardino-South Coast County, Winter

tblVehicleEF	SBUS	8.4790e-003	5.6490e-003
tblVehicleEF	SBUS	0.06	4.5230e-003
tblVehicleEF	SBUS	6.17	2.16
tblVehicleEF	SBUS	0.53	0.48
tblVehicleEF	SBUS	5.10	0.60
tblVehicleEF	SBUS	1,133.61	323.18
tblVehicleEF	SBUS	1,113.27	1,082.52
tblVehicleEF	SBUS	40.27	3.50
tblVehicleEF	SBUS	8.94	2.98
tblVehicleEF	SBUS	3.56	4.20
tblVehicleEF	SBUS	9.5930e-003	3.6010e-003
tblVehicleEF	SBUS	0.01	0.01
tblVehicleEF	SBUS	0.02	0.02
tblVehicleEF	SBUS	5.9900e-004	3.5000e-005
tblVehicleEF	SBUS	9.1780e-003	3.4450e-003
tblVehicleEF	SBUS	2.7330e-003	2.7420e-003
tblVehicleEF	SBUS	0.02	0.02
tblVehicleEF	SBUS	5.5100e-004	3.2000e-005
tblVehicleEF	SBUS	2.9290e-003	7.0600e-004
tblVehicleEF	SBUS	0.02	5.8560e-003
tblVehicleEF	SBUS	0.71	0.22
tblVehicleEF	SBUS	1.4140e-003	3.8400e-004
tblVehicleEF	SBUS	0.10	0.08
tblVehicleEF	SBUS	0.01	0.04
tblVehicleEF	SBUS	0.27	0.03
tblVehicleEF	SBUS	0.01	3.0740e-003
tblVehicleEF	SBUS	0.01	0.01

Merrill Commerce Center (Phase B Construction - Mitigated) - San Bernardino-South Coast County, Winter

tblVehicleEF	SBUS	4.9100e-004	3.5000e-005
tblVehicleEF	SBUS	2.9290e-003	7.0600e-004
tblVehicleEF	SBUS	0.02	5.8560e-003
tblVehicleEF	SBUS	1.03	0.31
tblVehicleEF	SBUS	1.4140e-003	3.8400e-004
tblVehicleEF	SBUS	0.11	0.10
tblVehicleEF	SBUS	0.01	0.04
tblVehicleEF	SBUS	0.29	0.03
tblVehicleEF	UBUS	1.54	4.21
tblVehicleEF	UBUS	0.08	0.02
tblVehicleEF	UBUS	7.71	32.80
tblVehicleEF	UBUS	12.81	1.41
tblVehicleEF	UBUS	1,799.11	1,717.67
tblVehicleEF	UBUS	140.33	16.41
tblVehicleEF	UBUS	4.15	0.36
tblVehicleEF	UBUS	0.51	0.08
tblVehicleEF	UBUS	0.01	0.03
tblVehicleEF	UBUS	0.04	2.7180e-003
tblVehicleEF	UBUS	1.4670e-003	2.1400e-004
tblVehicleEF	UBUS	0.22	0.03
tblVehicleEF	UBUS	3.0000e-003	6.3130e-003
tblVehicleEF	UBUS	0.04	2.5830e-003
tblVehicleEF	UBUS	1.3480e-003	1.9700e-004
tblVehicleEF	UBUS	7.2070e-003	1.6210e-003
tblVehicleEF	UBUS	0.10	8.9290e-003
tblVehicleEF	UBUS	3.6150e-003	6.9100e-004
tblVehicleEF	UBUS	0.42	0.06

Merrill Commerce Center (Phase B Construction - Mitigated) - San Bernardino-South Coast County, Winter

tblVehicleEF	UBUS	0.02	0.03
tblVehicleEF	UBUS	1.06	0.07
tblVehicleEF	UBUS	9.4600e-003	3.7390e-003
tblVehicleEF	UBUS	1.6370e-003	1.6200e-004
tblVehicleEF	UBUS	7.2070e-003	1.6210e-003
tblVehicleEF	UBUS	0.10	8.9290e-003
tblVehicleEF	UBUS	3.6150e-003	6.9100e-004
tblVehicleEF	UBUS	2.00	4.30
tblVehicleEF	UBUS	0.02	0.03
tblVehicleEF	UBUS	1.17	0.07
tblVehicleEF	UBUS	1.54	4.21
tblVehicleEF	UBUS	0.07	0.02
tblVehicleEF	UBUS	7.78	32.80
tblVehicleEF	UBUS	10.55	1.16
tblVehicleEF	UBUS	1,799.11	1,717.67
tblVehicleEF	UBUS	140.33	15.98
tblVehicleEF	UBUS	3.85	0.35
tblVehicleEF	UBUS	0.51	0.08
tblVehicleEF	UBUS	0.01	0.03
tblVehicleEF	UBUS	0.04	2.7180e-003
tblVehicleEF	UBUS	1.4670e-003	2.1400e-004
tblVehicleEF	UBUS	0.22	0.03
tblVehicleEF	UBUS	3.0000e-003	6.3130e-003
tblVehicleEF	UBUS	0.04	2.5830e-003
tblVehicleEF	UBUS	1.3480e-003	1.9700e-004
tblVehicleEF	UBUS	0.01	3.0930e-003
tblVehicleEF	UBUS	0.12	0.01

Merrill Commerce Center (Phase B Construction - Mitigated) - San Bernardino-South Coast County, Winter

tblVehicleEF	UBUS	8.4130e-003	1.5870e-003
tblVehicleEF	UBUS	0.43	0.06
tblVehicleEF	UBUS	0.02	0.03
tblVehicleEF	UBUS	0.95	0.06
tblVehicleEF	UBUS	9.4620e-003	3.7390e-003
tblVehicleEF	UBUS	1.5980e-003	1.5800e-004
tblVehicleEF	UBUS	0.01	3.0930e-003
tblVehicleEF	UBUS	0.12	0.01
tblVehicleEF	UBUS	8.4130e-003	1.5870e-003
tblVehicleEF	UBUS	2.01	4.30
tblVehicleEF	UBUS	0.02	0.03
tblVehicleEF	UBUS	1.04	0.06
tblVehicleEF	UBUS	1.54	4.21
tblVehicleEF	UBUS	0.08	0.02
tblVehicleEF	UBUS	7.72	32.80
tblVehicleEF	UBUS	12.41	1.38
tblVehicleEF	UBUS	1,799.11	1,717.67
tblVehicleEF	UBUS	140.33	16.35
tblVehicleEF	UBUS	4.07	0.36
tblVehicleEF	UBUS	0.51	0.08
tblVehicleEF	UBUS	0.01	0.03
tblVehicleEF	UBUS	0.04	2.7180e-003
tblVehicleEF	UBUS	1.4670e-003	2.1400e-004
tblVehicleEF	UBUS	0.22	0.03
tblVehicleEF	UBUS	3.0000e-003	6.3130e-003
tblVehicleEF	UBUS	0.04	2.5830e-003
tblVehicleEF	UBUS	1.3480e-003	1.9700e-004

Merrill Commerce Center (Phase B Construction - Mitigated) - San Bernardino-South Coast County, Winter

tblVehicleEF	UBUS	8.0140e-003	1.7000e-003
tblVehicleEF	UBUS	0.12	0.01
tblVehicleEF	UBUS	3.7130e-003	6.8300e-004
tblVehicleEF	UBUS	0.42	0.06
tblVehicleEF	UBUS	0.03	0.04
tblVehicleEF	UBUS	1.05	0.07
tblVehicleEF	UBUS	9.4600e-003	3.7390e-003
tblVehicleEF	UBUS	1.6300e-003	1.6200e-004
tblVehicleEF	UBUS	8.0140e-003	1.7000e-003
tblVehicleEF	UBUS	0.12	0.01
tblVehicleEF	UBUS	3.7130e-003	6.8300e-004
tblVehicleEF	UBUS	2.00	4.30
tblVehicleEF	UBUS	0.03	0.04
tblVehicleEF	UBUS	1.15	0.07
tblVehicleTrips	CC_TL	8.40	0.00
tblVehicleTrips	CC_TL	8.40	0.00
tblVehicleTrips	CNW_TL	6.90	0.00
tblVehicleTrips	CNW_TL	6.90	0.00
tblVehicleTrips	CNW_TTP	41.00	0.00
tblVehicleTrips	CW_TL	16.60	0.00
tblVehicleTrips	CW_TL	16.60	0.00
tblVehicleTrips	CW_TTP	59.00	0.00
tblVehicleTrips	DV_TP	5.00	0.00
tblVehicleTrips	PB_TP	3.00	0.00
tblVehicleTrips	PR_TP	92.00	0.00
tblVehicleTrips	ST_TR	1.68	0.00
tblVehicleTrips	SU_TR	1.68	0.00

Merrill Commerce Center (Phase B Construction - Mitigated) - San Bernardino-South Coast County, Winter

tblVehicleTrips	WD_TR	1.68	0.00
tblWater	IndoorWaterUseRate	1,117,862,500.00	0.00

2.0 Emissions Summary

2.1 Overall Construction (Maximum Daily Emission)

Unmitigated Construction

	ROG	NOx	CO	SO2	Fugitive PM10	Exhaust PM10	PM10 Total	Fugitive PM2.5	Exhaust PM2.5	PM2.5 Total	Bio- CO2	NBio- CO2	Total CO2	CH4	N2O	CO2e
Year	lb/day										lb/day					
2022	2.7163	25.9630	21.0983	0.0410	0.5774	1.2442	1.8217	0.1263	1.1567	1.2830	0.0000	3,964.1717	3,964.1717	1.0606	0.0000	3,990.6859
2023	3.9968	41.9279	28.6469	0.0734	21.9792	1.7589	23.7381	10.3848	1.6182	12.0030	0.0000	7,106.9949	7,106.9949	2.2440	0.0000	7,163.0958
2024	31.0116	106.1796	123.6316	0.5456	37.2707	1.8120	39.0827	10.0168	1.6886	11.7054	0.0000	55,471.4365	55,471.4365	3.8117	0.0000	55,566.7282
2025	30.0096	101.0041	116.9670	0.5343	37.2707	1.6004	38.8711	10.0168	1.4911	11.5079	0.0000	54,349.8692	54,349.8692	3.7463	0.0000	54,443.5256
Maximum	31.0116	106.1796	123.6316	0.5456	37.2707	1.8120	39.0827	10.3848	1.6886	12.0030	0.0000	55,471.4365	55,471.4365	3.8117	0.0000	55,566.7282

Merrill Commerce Center (Phase B Construction - Mitigated) - San Bernardino-South Coast County, Winter

2.1 Overall Construction (Maximum Daily Emission)**Mitigated Construction**

	ROG	NOx	CO	SO2	Fugitive PM10	Exhaust PM10	PM10 Total	Fugitive PM2.5	Exhaust PM2.5	PM2.5 Total	Bio- CO2	NBio- CO2	Total CO2	CH4	N2O	CO2e
Year	lb/day										lb/day					
2022	0.5394	2.2468	23.7841	0.0410	0.4525	0.0632	0.5157	0.1074	0.0631	0.1704	0.0000	3,964.1717	3,964.1717	1.0606	0.0000	3,990.6859
2023	0.9680	3.8604	35.9603	0.0734	8.6946	0.1185	8.7891	4.0826	0.1184	4.1770	0.0000	7,106.9949	7,106.9949	2.2440	0.0000	7,163.0958
2024	28.2214	75.1877	131.4521	0.5456	37.2707	0.3622	37.6329	10.0168	0.3444	10.3612	0.0000	55,471.4365	55,471.4365	3.8117	0.0000	55,566.7282
2025	27.5324	74.1432	125.2042	0.5343	37.2707	0.3574	37.6280	10.0168	0.3399	10.3567	0.0000	54,349.8692	54,349.8692	3.7463	0.0000	54,443.5256
Maximum	28.2214	75.1877	131.4521	0.5456	37.2707	0.3622	37.6329	10.0168	0.3444	10.3612	0.0000	55,471.4365	55,471.4365	3.8117	0.0000	55,566.7282

	ROG	NOx	CO	SO2	Fugitive PM10	Exhaust PM10	PM10 Total	Fugitive PM2.5	Exhaust PM2.5	PM2.5 Total	Bio- CO2	NBio-CO2	Total CO2	CH4	N2O	CO2e
Percent Reduction	15.46	43.49	-8.97	0.00	13.81	85.95	18.30	20.69	85.46	31.33	0.00	0.00	0.00	0.00	0.00	0.00

Merrill Commerce Center (Phase B Construction - Mitigated) - San Bernardino-South Coast County, Winter

2.2 Overall Operational**Unmitigated Operational**

	ROG	NOx	CO	SO2	Fugitive PM10	Exhaust PM10	PM10 Total	Fugitive PM2.5	Exhaust PM2.5	PM2.5 Total	Bio- CO2	NBio- CO2	Total CO2	CH4	N2O	CO2e
Category	lb/day										lb/day					
Area	108.3445	4.4800e-003	0.4940	4.0000e-005		1.7600e-003	1.7600e-003		1.7600e-003	1.7600e-003		1.0615	1.0615	2.7600e-003		1.1306
Energy	0.0000	0.0000	0.0000	0.0000		0.0000	0.0000		0.0000	0.0000		0.0000	0.0000	0.0000	0.0000	0.0000
Mobile	0.0000	0.0000	0.0000	0.0000	0.0000	0.0000	0.0000	0.0000	0.0000	0.0000		0.0000	0.0000	0.0000		0.0000
Total	108.3445	4.4800e-003	0.4940	4.0000e-005	0.0000	1.7600e-003	1.7600e-003	0.0000	1.7600e-003	1.7600e-003		1.0615	1.0615	2.7600e-003	0.0000	1.1306

Mitigated Operational

	ROG	NOx	CO	SO2	Fugitive PM10	Exhaust PM10	PM10 Total	Fugitive PM2.5	Exhaust PM2.5	PM2.5 Total	Bio- CO2	NBio- CO2	Total CO2	CH4	N2O	CO2e
Category	lb/day										lb/day					
Area	108.3445	4.4800e-003	0.4940	4.0000e-005		1.7600e-003	1.7600e-003		1.7600e-003	1.7600e-003		1.0615	1.0615	2.7600e-003		1.1306
Energy	0.0000	0.0000	0.0000	0.0000		0.0000	0.0000		0.0000	0.0000		0.0000	0.0000	0.0000	0.0000	0.0000
Mobile	0.0000	0.0000	0.0000	0.0000	0.0000	0.0000	0.0000	0.0000	0.0000	0.0000		0.0000	0.0000	0.0000		0.0000
Total	108.3445	4.4800e-003	0.4940	4.0000e-005	0.0000	1.7600e-003	1.7600e-003	0.0000	1.7600e-003	1.7600e-003		1.0615	1.0615	2.7600e-003	0.0000	1.1306

Merrill Commerce Center (Phase B Construction - Mitigated) - San Bernardino-South Coast County, Winter

	ROG	NOx	CO	SO2	Fugitive PM10	Exhaust PM10	PM10 Total	Fugitive PM2.5	Exhaust PM2.5	PM2.5 Total	Bio- CO2	NBio-CO2	Total CO2	CH4	N2O	CO2e
Percent Reduction	0.00	0.00	0.00	0.00	0.00	0.00	0.00	0.00	0.00	0.00	0.00	0.00	0.00	0.00	0.00	0.00

3.0 Construction Detail

Construction Phase

Phase Number	Phase Name	Phase Type	Start Date	End Date	Num Days Week	Num Days	Phase Description
1	Demolition	Demolition	12/24/2022	4/14/2023	5	80	
2	Site Preparation	Site Preparation	4/15/2023	8/4/2023	5	80	
3	Grading	Grading	8/5/2023	2/16/2024	5	140	
4	Building Construction	Building Construction	2/17/2024	12/26/2025	5	485	
5	Paving	Paving	9/21/2024	12/26/2025	5	330	
6	Architectural Coating	Architectural Coating	9/21/2024	12/26/2025	5	330	

Acres of Grading (Site Preparation Phase): 280

Acres of Grading (Grading Phase): 560

Acres of Paving: 16.47

Residential Indoor: 0; Residential Outdoor: 0; Non-Residential Indoor: 7,251,000; Non-Residential Outdoor: 2,417,000; Striped Parking Area: 43,046 (Architectural Coating – sqft)

OffRoad Equipment

Merrill Commerce Center (Phase B Construction - Mitigated) - San Bernardino-South Coast County, Winter

Phase Name	Offroad Equipment Type	Amount	Usage Hours	Horse Power	Load Factor
Demolition	Concrete/Industrial Saws	1	8.00	81	0.73
Demolition	Excavators	3	8.00	158	0.38
Demolition	Rubber Tired Dozers	2	8.00	247	0.40
Site Preparation	Crawler Tractors	4	8.00	212	0.43
Site Preparation	Rubber Tired Dozers	3	8.00	247	0.40
Site Preparation	Tractors/Loaders/Backhoes	0	8.00	97	0.37
Grading	Crawler Tractors	2	8.00	212	0.43
Grading	Excavators	2	8.00	158	0.38
Grading	Graders	1	8.00	187	0.41
Grading	Rubber Tired Dozers	1	8.00	247	0.40
Grading	Scrapers	2	8.00	367	0.48
Grading	Tractors/Loaders/Backhoes	0	8.00	97	0.37
Building Construction	Cranes	1	8.00	231	0.29
Building Construction	Crawler Tractors	3	8.00	212	0.43
Building Construction	Forklifts	3	8.00	89	0.20
Building Construction	Generator Sets	1	8.00	84	0.74
Building Construction	Tractors/Loaders/Backhoes	0	8.00	97	0.37
Building Construction	Welders	1	8.00	46	0.45
Paving	Pavers	2	8.00	130	0.42
Paving	Paving Equipment	2	8.00	132	0.36
Paving	Rollers	2	8.00	80	0.38
Architectural Coating	Air Compressors	1	8.00	78	0.48

Trips and VMT

Merrill Commerce Center (Phase B Construction - Mitigated) - San Bernardino-South Coast County, Winter

Phase Name	Offroad Equipment Count	Worker Trip Number	Vendor Trip Number	Hauling Trip Number	Worker Trip Length	Vendor Trip Length	Hauling Trip Length	Worker Vehicle Class	Vendor Vehicle Class	Hauling Vehicle Class
Demolition	6	15.00	0.00	76.00	14.70	6.90	20.00	LD_Mix	HDT_Mix	HHDT
Site Preparation	7	18.00	0.00	0.00	14.70	6.90	20.00	LD_Mix	HDT_Mix	HHDT
Grading	8	20.00	0.00	0.00	14.70	6.90	20.00	LD_Mix	HDT_Mix	HHDT
Building Construction	9	2,332.00	910.00	0.00	14.70	6.90	20.00	LD_Mix	HDT_Mix	HHDT
Paving	6	15.00	0.00	0.00	14.70	6.90	20.00	LD_Mix	HDT_Mix	HHDT
Architectural Coating	1	466.00	0.00	0.00	14.70	6.90	20.00	LD_Mix	HDT_Mix	HHDT

3.1 Mitigation Measures Construction

Use Cleaner Engines for Construction Equipment

Water Exposed Area

3.2 Demolition - 2022**Unmitigated Construction On-Site**

	ROG	NOx	CO	SO2	Fugitive PM10	Exhaust PM10	PM10 Total	Fugitive PM2.5	Exhaust PM2.5	PM2.5 Total	Bio- CO2	NBio- CO2	Total CO2	CH4	N2O	CO2e
Category	lb/day										lb/day					
Fugitive Dust					0.2048	0.0000	0.2048	0.0310	0.0000	0.0310			0.0000			0.0000
Off-Road	2.6392	25.7194	20.5941	0.0388		1.2427	1.2427		1.1553	1.1553		3,746.7812	3,746.7812	1.0524		3,773.0920
Total	2.6392	25.7194	20.5941	0.0388	0.2048	1.2427	1.4474	0.0310	1.1553	1.1863		3,746.7812	3,746.7812	1.0524		3,773.0920

Merrill Commerce Center (Phase B Construction - Mitigated) - San Bernardino-South Coast County, Winter

3.2 Demolition - 2022**Unmitigated Construction Off-Site**

	ROG	NOx	CO	SO2	Fugitive PM10	Exhaust PM10	PM10 Total	Fugitive PM2.5	Exhaust PM2.5	PM2.5 Total	Bio- CO2	NBio- CO2	Total CO2	CH4	N2O	CO2e
Category	lb/day										lb/day					
Hauling	5.5800e-003	0.1991	0.0371	7.1000e-004	0.2050	5.2000e-004	0.2055	0.0508	4.9000e-004	0.0513		75.4686	75.4686	4.4600e-003		75.5800
Vendor	0.0000	0.0000	0.0000	0.0000	0.0000	0.0000	0.0000	0.0000	0.0000	0.0000		0.0000	0.0000	0.0000		0.0000
Worker	0.0715	0.0445	0.4671	1.4200e-003	0.1677	1.0400e-003	0.1687	0.0445	9.6000e-004	0.0454		141.9219	141.9219	3.6800e-003		142.0139
Total	0.0771	0.2436	0.5042	2.1300e-003	0.3727	1.5600e-003	0.3743	0.0953	1.4500e-003	0.0967		217.3905	217.3905	8.1400e-003		217.5939

Mitigated Construction On-Site

	ROG	NOx	CO	SO2	Fugitive PM10	Exhaust PM10	PM10 Total	Fugitive PM2.5	Exhaust PM2.5	PM2.5 Total	Bio- CO2	NBio- CO2	Total CO2	CH4	N2O	CO2e
Category	lb/day										lb/day					
Fugitive Dust					0.0799	0.0000	0.0799	0.0121	0.0000	0.0121			0.0000			0.0000
Off-Road	0.4623	2.0032	23.2798	0.0388		0.0616	0.0616		0.0616	0.0616	0.0000	3,746.7812	3,746.7812	1.0524		3,773.0920
Total	0.4623	2.0032	23.2798	0.0388	0.0799	0.0616	0.1415	0.0121	0.0616	0.0737	0.0000	3,746.7812	3,746.7812	1.0524		3,773.0920

Merrill Commerce Center (Phase B Construction - Mitigated) - San Bernardino-South Coast County, Winter

3.2 Demolition - 2022**Mitigated Construction Off-Site**

	ROG	NOx	CO	SO2	Fugitive PM10	Exhaust PM10	PM10 Total	Fugitive PM2.5	Exhaust PM2.5	PM2.5 Total	Bio- CO2	NBio- CO2	Total CO2	CH4	N2O	CO2e
Category	lb/day										lb/day					
Hauling	5.5800e-003	0.1991	0.0371	7.1000e-004	0.2050	5.2000e-004	0.2055	0.0508	4.9000e-004	0.0513		75.4686	75.4686	4.4600e-003		75.5800
Vendor	0.0000	0.0000	0.0000	0.0000	0.0000	0.0000	0.0000	0.0000	0.0000	0.0000		0.0000	0.0000	0.0000		0.0000
Worker	0.0715	0.0445	0.4671	1.4200e-003	0.1677	1.0400e-003	0.1687	0.0445	9.6000e-004	0.0454		141.9219	141.9219	3.6800e-003		142.0139
Total	0.0771	0.2436	0.5042	2.1300e-003	0.3727	1.5600e-003	0.3743	0.0953	1.4500e-003	0.0967		217.3905	217.3905	8.1400e-003		217.5939

3.2 Demolition - 2023**Unmitigated Construction On-Site**

	ROG	NOx	CO	SO2	Fugitive PM10	Exhaust PM10	PM10 Total	Fugitive PM2.5	Exhaust PM2.5	PM2.5 Total	Bio- CO2	NBio- CO2	Total CO2	CH4	N2O	CO2e
Category	lb/day										lb/day					
Fugitive Dust					0.2048	0.0000	0.2048	0.0310	0.0000	0.0310			0.0000			0.0000
Off-Road	2.2691	21.4844	19.6434	0.0388		0.9975	0.9975		0.9280	0.9280		3,746.9840	3,746.9840	1.0494		3,773.2183
Total	2.2691	21.4844	19.6434	0.0388	0.2048	0.9975	1.2023	0.0310	0.9280	0.9590		3,746.9840	3,746.9840	1.0494		3,773.2183

Merrill Commerce Center (Phase B Construction - Mitigated) - San Bernardino-South Coast County, Winter

3.2 Demolition - 2023**Unmitigated Construction Off-Site**

	ROG	NOx	CO	SO2	Fugitive PM10	Exhaust PM10	PM10 Total	Fugitive PM2.5	Exhaust PM2.5	PM2.5 Total	Bio- CO2	NBio- CO2	Total CO2	CH4	N2O	CO2e
Category	lb/day										lb/day					
Hauling	3.8100e-003	0.1326	0.0316	6.9000e-004	0.0175	2.4000e-004	0.0177	4.7600e-003	2.3000e-004	4.9900e-003		72.9182	72.9182	3.7200e-003		73.0111
Vendor	0.0000	0.0000	0.0000	0.0000	0.0000	0.0000	0.0000	0.0000	0.0000	0.0000		0.0000	0.0000	0.0000		0.0000
Worker	0.0671	0.0401	0.4283	1.3700e-003	0.1677	1.0100e-003	0.1687	0.0445	9.3000e-004	0.0454		136.5950	136.5950	3.3000e-003		136.6774
Total	0.0709	0.1727	0.4599	2.0600e-003	0.1851	1.2500e-003	0.1864	0.0492	1.1600e-003	0.0504		209.5132	209.5132	7.0200e-003		209.6885

Mitigated Construction On-Site

	ROG	NOx	CO	SO2	Fugitive PM10	Exhaust PM10	PM10 Total	Fugitive PM2.5	Exhaust PM2.5	PM2.5 Total	Bio- CO2	NBio- CO2	Total CO2	CH4	N2O	CO2e
Category	lb/day										lb/day					
Fugitive Dust					0.0799	0.0000	0.0799	0.0121	0.0000	0.0121			0.0000			0.0000
Off-Road	0.4623	2.0032	23.2798	0.0388		0.0616	0.0616		0.0616	0.0616	0.0000	3,746.9840	3,746.9840	1.0494		3,773.2183
Total	0.4623	2.0032	23.2798	0.0388	0.0799	0.0616	0.1415	0.0121	0.0616	0.0737	0.0000	3,746.9840	3,746.9840	1.0494		3,773.2183

Merrill Commerce Center (Phase B Construction - Mitigated) - San Bernardino-South Coast County, Winter

3.2 Demolition - 2023**Mitigated Construction Off-Site**

	ROG	NOx	CO	SO2	Fugitive PM10	Exhaust PM10	PM10 Total	Fugitive PM2.5	Exhaust PM2.5	PM2.5 Total	Bio- CO2	NBio- CO2	Total CO2	CH4	N2O	CO2e
Category	lb/day										lb/day					
Hauling	3.8100e-003	0.1326	0.0316	6.9000e-004	0.0175	2.4000e-004	0.0177	4.7600e-003	2.3000e-004	4.9900e-003		72.9182	72.9182	3.7200e-003		73.0111
Vendor	0.0000	0.0000	0.0000	0.0000	0.0000	0.0000	0.0000	0.0000	0.0000	0.0000		0.0000	0.0000	0.0000		0.0000
Worker	0.0671	0.0401	0.4283	1.3700e-003	0.1677	1.0100e-003	0.1687	0.0445	9.3000e-004	0.0454		136.5950	136.5950	3.3000e-003		136.6774
Total	0.0709	0.1727	0.4599	2.0600e-003	0.1851	1.2500e-003	0.1864	0.0492	1.1600e-003	0.0504		209.5132	209.5132	7.0200e-003		209.6885

3.3 Site Preparation - 2023**Unmitigated Construction On-Site**

	ROG	NOx	CO	SO2	Fugitive PM10	Exhaust PM10	PM10 Total	Fugitive PM2.5	Exhaust PM2.5	PM2.5 Total	Bio- CO2	NBio- CO2	Total CO2	CH4	N2O	CO2e
Category	lb/day										lb/day					
Fugitive Dust					21.7780	0.0000	21.7780	10.3315	0.0000	10.3315			0.0000			0.0000
Off-Road	3.8307	41.8798	18.2937	0.0569		1.7577	1.7577		1.6171	1.6171		5,514.089 1	5,514.089 1	1.7834		5,558.673 3
Total	3.8307	41.8798	18.2937	0.0569	21.7780	1.7577	23.5357	10.3315	1.6171	11.9486		5,514.089 1	5,514.089 1	1.7834		5,558.673 3

Merrill Commerce Center (Phase B Construction - Mitigated) - San Bernardino-South Coast County, Winter

3.3 Site Preparation - 2023**Unmitigated Construction Off-Site**

	ROG	NOx	CO	SO2	Fugitive PM10	Exhaust PM10	PM10 Total	Fugitive PM2.5	Exhaust PM2.5	PM2.5 Total	Bio- CO2	NBio- CO2	Total CO2	CH4	N2O	CO2e
Category	lb/day										lb/day					
Hauling	0.0000	0.0000	0.0000	0.0000	0.0000	0.0000	0.0000	0.0000	0.0000	0.0000		0.0000	0.0000	0.0000		0.0000
Vendor	0.0000	0.0000	0.0000	0.0000	0.0000	0.0000	0.0000	0.0000	0.0000	0.0000		0.0000	0.0000	0.0000		0.0000
Worker	0.0805	0.0481	0.5139	1.6400e-003	0.2012	1.2200e-003	0.2024	0.0534	1.1200e-003	0.0545		163.9140	163.9140	3.9600e-003		164.0129
Total	0.0805	0.0481	0.5139	1.6400e-003	0.2012	1.2200e-003	0.2024	0.0534	1.1200e-003	0.0545		163.9140	163.9140	3.9600e-003		164.0129

Mitigated Construction On-Site

	ROG	NOx	CO	SO2	Fugitive PM10	Exhaust PM10	PM10 Total	Fugitive PM2.5	Exhaust PM2.5	PM2.5 Total	Bio- CO2	NBio- CO2	Total CO2	CH4	N2O	CO2e
Category	lb/day										lb/day					
Fugitive Dust					8.4934	0.0000	8.4934	4.0293	0.0000	4.0293			0.0000			0.0000
Off-Road	0.6995	3.0313	25.6493	0.0569		0.0933	0.0933		0.0933	0.0933	0.0000	5,514.089 1	5,514.089 1	1.7834		5,558.673 3
Total	0.6995	3.0313	25.6493	0.0569	8.4934	0.0933	8.5867	4.0293	0.0933	4.1225	0.0000	5,514.089 1	5,514.089 1	1.7834		5,558.673 3

Merrill Commerce Center (Phase B Construction - Mitigated) - San Bernardino-South Coast County, Winter

3.3 Site Preparation - 2023**Mitigated Construction Off-Site**

	ROG	NOx	CO	SO2	Fugitive PM10	Exhaust PM10	PM10 Total	Fugitive PM2.5	Exhaust PM2.5	PM2.5 Total	Bio- CO2	NBio- CO2	Total CO2	CH4	N2O	CO2e
Category	lb/day										lb/day					
Hauling	0.0000	0.0000	0.0000	0.0000	0.0000	0.0000	0.0000	0.0000	0.0000	0.0000		0.0000	0.0000	0.0000		0.0000
Vendor	0.0000	0.0000	0.0000	0.0000	0.0000	0.0000	0.0000	0.0000	0.0000	0.0000		0.0000	0.0000	0.0000		0.0000
Worker	0.0805	0.0481	0.5139	1.6400e-003	0.2012	1.2200e-003	0.2024	0.0534	1.1200e-003	0.0545		163.9140	163.9140	3.9600e-003		164.0129
Total	0.0805	0.0481	0.5139	1.6400e-003	0.2012	1.2200e-003	0.2024	0.0534	1.1200e-003	0.0545		163.9140	163.9140	3.9600e-003		164.0129

3.4 Grading - 2023**Unmitigated Construction On-Site**

	ROG	NOx	CO	SO2	Fugitive PM10	Exhaust PM10	PM10 Total	Fugitive PM2.5	Exhaust PM2.5	PM2.5 Total	Bio- CO2	NBio- CO2	Total CO2	CH4	N2O	CO2e
Category	lb/day										lb/day					
Fugitive Dust					10.2641	0.0000	10.2641	3.7683	0.0000	3.7683			0.0000			0.0000
Off-Road	3.9073	41.6934	28.0758	0.0715		1.6703	1.6703		1.5367	1.5367		6,924.868 2	6,924.868 2	2.2396		6,980.859 3
Total	3.9073	41.6934	28.0758	0.0715	10.2641	1.6703	11.9344	3.7683	1.5367	5.3050		6,924.868 2	6,924.868 2	2.2396		6,980.859 3

Merrill Commerce Center (Phase B Construction - Mitigated) - San Bernardino-South Coast County, Winter

3.4 Grading - 2023**Unmitigated Construction Off-Site**

	ROG	NOx	CO	SO2	Fugitive PM10	Exhaust PM10	PM10 Total	Fugitive PM2.5	Exhaust PM2.5	PM2.5 Total	Bio- CO2	NBio- CO2	Total CO2	CH4	N2O	CO2e
Category	lb/day										lb/day					
Hauling	0.0000	0.0000	0.0000	0.0000	0.0000	0.0000	0.0000	0.0000	0.0000	0.0000		0.0000	0.0000	0.0000		0.0000
Vendor	0.0000	0.0000	0.0000	0.0000	0.0000	0.0000	0.0000	0.0000	0.0000	0.0000		0.0000	0.0000	0.0000		0.0000
Worker	0.0895	0.0534	0.5710	1.8300e-003	0.2236	1.3500e-003	0.2249	0.0593	1.2400e-003	0.0605		182.1267	182.1267	4.4000e-003		182.2366
Total	0.0895	0.0534	0.5710	1.8300e-003	0.2236	1.3500e-003	0.2249	0.0593	1.2400e-003	0.0605		182.1267	182.1267	4.4000e-003		182.2366

Mitigated Construction On-Site

	ROG	NOx	CO	SO2	Fugitive PM10	Exhaust PM10	PM10 Total	Fugitive PM2.5	Exhaust PM2.5	PM2.5 Total	Bio- CO2	NBio- CO2	Total CO2	CH4	N2O	CO2e
Category	lb/day										lb/day					
Fugitive Dust					4.0030	0.0000	4.0030	1.4696	0.0000	1.4696			0.0000			0.0000
Off-Road	0.8785	3.8069	35.3893	0.0715		0.1171	0.1171		0.1171	0.1171	0.0000	6,924.868 2	6,924.868 2	2.2396		6,980.859 3
Total	0.8785	3.8069	35.3893	0.0715	4.0030	0.1171	4.1201	1.4696	0.1171	1.5868	0.0000	6,924.868 2	6,924.868 2	2.2396		6,980.859 3

Merrill Commerce Center (Phase B Construction - Mitigated) - San Bernardino-South Coast County, Winter

3.4 Grading - 2023**Mitigated Construction Off-Site**

	ROG	NOx	CO	SO2	Fugitive PM10	Exhaust PM10	PM10 Total	Fugitive PM2.5	Exhaust PM2.5	PM2.5 Total	Bio- CO2	NBio- CO2	Total CO2	CH4	N2O	CO2e
Category	lb/day										lb/day					
Hauling	0.0000	0.0000	0.0000	0.0000	0.0000	0.0000	0.0000	0.0000	0.0000	0.0000		0.0000	0.0000	0.0000		0.0000
Vendor	0.0000	0.0000	0.0000	0.0000	0.0000	0.0000	0.0000	0.0000	0.0000	0.0000		0.0000	0.0000	0.0000		0.0000
Worker	0.0895	0.0534	0.5710	1.8300e-003	0.2236	1.3500e-003	0.2249	0.0593	1.2400e-003	0.0605		182.1267	182.1267	4.4000e-003		182.2366
Total	0.0895	0.0534	0.5710	1.8300e-003	0.2236	1.3500e-003	0.2249	0.0593	1.2400e-003	0.0605		182.1267	182.1267	4.4000e-003		182.2366

3.4 Grading - 2024**Unmitigated Construction On-Site**

	ROG	NOx	CO	SO2	Fugitive PM10	Exhaust PM10	PM10 Total	Fugitive PM2.5	Exhaust PM2.5	PM2.5 Total	Bio- CO2	NBio- CO2	Total CO2	CH4	N2O	CO2e
Category	lb/day										lb/day					
Fugitive Dust					10.2641	0.0000	10.2641	3.7683	0.0000	3.7683			0.0000			0.0000
Off-Road	3.7784	38.9767	27.6567	0.0715		1.5711	1.5711		1.4454	1.4454		6,923.5170	6,923.5170	2.2392		6,979.4972
Total	3.7784	38.9767	27.6567	0.0715	10.2641	1.5711	11.8352	3.7683	1.4454	5.2137		6,923.5170	6,923.5170	2.2392		6,979.4972

Merrill Commerce Center (Phase B Construction - Mitigated) - San Bernardino-South Coast County, Winter

3.4 Grading - 2024**Unmitigated Construction Off-Site**

	ROG	NOx	CO	SO2	Fugitive PM10	Exhaust PM10	PM10 Total	Fugitive PM2.5	Exhaust PM2.5	PM2.5 Total	Bio- CO2	NBio- CO2	Total CO2	CH4	N2O	CO2e
Category	lb/day										lb/day					
Hauling	0.0000	0.0000	0.0000	0.0000	0.0000	0.0000	0.0000	0.0000	0.0000	0.0000		0.0000	0.0000	0.0000		0.0000
Vendor	0.0000	0.0000	0.0000	0.0000	0.0000	0.0000	0.0000	0.0000	0.0000	0.0000		0.0000	0.0000	0.0000		0.0000
Worker	0.0844	0.0484	0.5315	1.7700e-003	0.2236	1.3400e-003	0.2249	0.0593	1.2300e-003	0.0605		176.2225	176.2225	4.0100e-003		176.3229
Total	0.0844	0.0484	0.5315	1.7700e-003	0.2236	1.3400e-003	0.2249	0.0593	1.2300e-003	0.0605		176.2225	176.2225	4.0100e-003		176.3229

Mitigated Construction On-Site

	ROG	NOx	CO	SO2	Fugitive PM10	Exhaust PM10	PM10 Total	Fugitive PM2.5	Exhaust PM2.5	PM2.5 Total	Bio- CO2	NBio- CO2	Total CO2	CH4	N2O	CO2e
Category	lb/day										lb/day					
Fugitive Dust					4.0030	0.0000	4.0030	1.4696	0.0000	1.4696			0.0000			0.0000
Off-Road	0.8785	3.8069	35.3893	0.0715		0.1171	0.1171		0.1171	0.1171	0.0000	6,923.5170	6,923.5170	2.2392		6,979.4972
Total	0.8785	3.8069	35.3893	0.0715	4.0030	0.1171	4.1201	1.4696	0.1171	1.5868	0.0000	6,923.5170	6,923.5170	2.2392		6,979.4972

Merrill Commerce Center (Phase B Construction - Mitigated) - San Bernardino-South Coast County, Winter

3.4 Grading - 2024**Mitigated Construction Off-Site**

	ROG	NOx	CO	SO2	Fugitive PM10	Exhaust PM10	PM10 Total	Fugitive PM2.5	Exhaust PM2.5	PM2.5 Total	Bio- CO2	NBio- CO2	Total CO2	CH4	N2O	CO2e
Category	lb/day										lb/day					
Hauling	0.0000	0.0000	0.0000	0.0000	0.0000	0.0000	0.0000	0.0000	0.0000	0.0000		0.0000	0.0000	0.0000		0.0000
Vendor	0.0000	0.0000	0.0000	0.0000	0.0000	0.0000	0.0000	0.0000	0.0000	0.0000		0.0000	0.0000	0.0000		0.0000
Worker	0.0844	0.0484	0.5315	1.7700e-003	0.2236	1.3400e-003	0.2249	0.0593	1.2300e-003	0.0605		176.2225	176.2225	4.0100e-003		176.3229
Total	0.0844	0.0484	0.5315	1.7700e-003	0.2236	1.3400e-003	0.2249	0.0593	1.2300e-003	0.0605		176.2225	176.2225	4.0100e-003		176.3229

3.5 Building Construction - 2024**Unmitigated Construction On-Site**

	ROG	NOx	CO	SO2	Fugitive PM10	Exhaust PM10	PM10 Total	Fugitive PM2.5	Exhaust PM2.5	PM2.5 Total	Bio- CO2	NBio- CO2	Total CO2	CH4	N2O	CO2e
Category	lb/day										lb/day					
Off-Road	2.4074	24.3245	17.1278	0.0430		1.0100	1.0100		0.9419	0.9419		4,109.3649	4,109.3649	1.1068		4,137.0358
Total	2.4074	24.3245	17.1278	0.0430		1.0100	1.0100		0.9419	0.9419		4,109.3649	4,109.3649	1.1068		4,137.0358

Merrill Commerce Center (Phase B Construction - Mitigated) - San Bernardino-South Coast County, Winter

3.5 Building Construction - 2024**Unmitigated Construction Off-Site**

	ROG	NOx	CO	SO2	Fugitive PM10	Exhaust PM10	PM10 Total	Fugitive PM2.5	Exhaust PM2.5	PM2.5 Total	Bio- CO2	NBio- CO2	Total CO2	CH4	N2O	CO2e
Category	lb/day										lb/day					
Hauling	0.0000	0.0000	0.0000	0.0000	0.0000	0.0000	0.0000	0.0000	0.0000	0.0000		0.0000	0.0000	0.0000		0.0000
Vendor	1.7315	63.8989	14.7035	0.2272	5.8280	0.0641	5.8921	1.6781	0.0612	1.7393		23,993.5663	23,993.5663	1.4051		24,028.6940
Worker	9.8429	5.6427	61.9776	0.2061	26.0663	0.1560	26.2223	6.9129	0.1436	7.0565		20,547.5431	20,547.5431	0.4681		20,559.2450
Total	11.5744	69.5416	76.6810	0.4333	31.8943	0.2201	32.1144	8.5910	0.2048	8.7958		44,541.1094	44,541.1094	1.8732		44,587.9390

Mitigated Construction On-Site

	ROG	NOx	CO	SO2	Fugitive PM10	Exhaust PM10	PM10 Total	Fugitive PM2.5	Exhaust PM2.5	PM2.5 Total	Bio- CO2	NBio- CO2	Total CO2	CH4	N2O	CO2e
Category	lb/day										lb/day					
Off-Road	0.5264	3.0952	22.2486	0.0430		0.0673	0.0673		0.0673	0.0673	0.0000	4,109.3649	4,109.3649	1.1068		4,137.0358
Total	0.5264	3.0952	22.2486	0.0430		0.0673	0.0673		0.0673	0.0673	0.0000	4,109.3649	4,109.3649	1.1068		4,137.0358

Merrill Commerce Center (Phase B Construction - Mitigated) - San Bernardino-South Coast County, Winter

3.5 Building Construction - 2024**Mitigated Construction Off-Site**

	ROG	NOx	CO	SO2	Fugitive PM10	Exhaust PM10	PM10 Total	Fugitive PM2.5	Exhaust PM2.5	PM2.5 Total	Bio- CO2	NBio- CO2	Total CO2	CH4	N2O	CO2e
Category	lb/day										lb/day					
Hauling	0.0000	0.0000	0.0000	0.0000	0.0000	0.0000	0.0000	0.0000	0.0000	0.0000		0.0000	0.0000	0.0000		0.0000
Vendor	1.7315	63.8989	14.7035	0.2272	5.8280	0.0641	5.8921	1.6781	0.0612	1.7393		23,993.56 63	23,993.56 63	1.4051		24,028.69 40
Worker	9.8429	5.6427	61.9776	0.2061	26.0663	0.1560	26.2223	6.9129	0.1436	7.0565		20,547.54 31	20,547.54 31	0.4681		20,559.24 50
Total	11.5744	69.5416	76.6810	0.4333	31.8943	0.2201	32.1144	8.5910	0.2048	8.7958		44,541.10 94	44,541.10 94	1.8732		44,587.93 90

3.5 Building Construction - 2025**Unmitigated Construction On-Site**

	ROG	NOx	CO	SO2	Fugitive PM10	Exhaust PM10	PM10 Total	Fugitive PM2.5	Exhaust PM2.5	PM2.5 Total	Bio- CO2	NBio- CO2	Total CO2	CH4	N2O	CO2e
Category	lb/day										lb/day					
Off-Road	2.1808	21.2342	16.7602	0.0430		0.8658	0.8658		0.8074	0.8074		4,108.236 3	4,108.236 3	1.1028		4,135.806 8
Total	2.1808	21.2342	16.7602	0.0430		0.8658	0.8658		0.8074	0.8074		4,108.236 3	4,108.236 3	1.1028		4,135.806 8

Merrill Commerce Center (Phase B Construction - Mitigated) - San Bernardino-South Coast County, Winter

3.5 Building Construction - 2025**Unmitigated Construction Off-Site**

	ROG	NOx	CO	SO2	Fugitive PM10	Exhaust PM10	PM10 Total	Fugitive PM2.5	Exhaust PM2.5	PM2.5 Total	Bio- CO2	NBio- CO2	Total CO2	CH4	N2O	CO2e
Category	lb/day										lb/day					
Hauling	0.0000	0.0000	0.0000	0.0000	0.0000	0.0000	0.0000	0.0000	0.0000	0.0000		0.0000	0.0000	0.0000		0.0000
Vendor	1.6866	63.4775	14.1520	0.2259	5.8280	0.0631	5.8910	1.6781	0.0603	1.7384		23,857.78 68	23,857.78 68	1.3986		23,892.75 19
Worker	9.3088	5.1262	57.2552	0.1979	26.0663	0.1528	26.2191	6.9129	0.1406	7.0535		19,731.91 73	19,731.91 73	0.4233		19,742.50 08
Total	10.9955	68.6037	71.4072	0.4237	31.8942	0.2159	32.1101	8.5910	0.2009	8.7919		43,589.70 42	43,589.70 42	1.8219		43,635.25 27

Mitigated Construction On-Site

	ROG	NOx	CO	SO2	Fugitive PM10	Exhaust PM10	PM10 Total	Fugitive PM2.5	Exhaust PM2.5	PM2.5 Total	Bio- CO2	NBio- CO2	Total CO2	CH4	N2O	CO2e
Category	lb/day										lb/day					
Off-Road	0.5264	3.0952	22.2486	0.0430		0.0673	0.0673		0.0673	0.0673	0.0000	4,108.236 3	4,108.236 3	1.1028		4,135.806 8
Total	0.5264	3.0952	22.2486	0.0430		0.0673	0.0673		0.0673	0.0673	0.0000	4,108.236 3	4,108.236 3	1.1028		4,135.806 8

Merrill Commerce Center (Phase B Construction - Mitigated) - San Bernardino-South Coast County, Winter

3.5 Building Construction - 2025**Mitigated Construction Off-Site**

	ROG	NOx	CO	SO2	Fugitive PM10	Exhaust PM10	PM10 Total	Fugitive PM2.5	Exhaust PM2.5	PM2.5 Total	Bio- CO2	NBio- CO2	Total CO2	CH4	N2O	CO2e
Category	lb/day										lb/day					
Hauling	0.0000	0.0000	0.0000	0.0000	0.0000	0.0000	0.0000	0.0000	0.0000	0.0000		0.0000	0.0000	0.0000		0.0000
Vendor	1.6866	63.4775	14.1520	0.2259	5.8280	0.0631	5.8910	1.6781	0.0603	1.7384		23,857.78 68	23,857.78 68	1.3986		23,892.75 19
Worker	9.3088	5.1262	57.2552	0.1979	26.0663	0.1528	26.2191	6.9129	0.1406	7.0535		19,731.91 73	19,731.91 73	0.4233		19,742.50 08
Total	10.9955	68.6037	71.4072	0.4237	31.8942	0.2159	32.1101	8.5910	0.2009	8.7919		43,589.70 42	43,589.70 42	1.8219		43,635.25 27

3.6 Paving - 2024**Unmitigated Construction On-Site**

	ROG	NOx	CO	SO2	Fugitive PM10	Exhaust PM10	PM10 Total	Fugitive PM2.5	Exhaust PM2.5	PM2.5 Total	Bio- CO2	NBio- CO2	Total CO2	CH4	N2O	CO2e
Category	lb/day										lb/day					
Off-Road	0.9882	9.5246	14.6258	0.0228		0.4685	0.4685		0.4310	0.4310		2,207.547 2	2,207.547 2	0.7140		2,225.396 3
Paving	0.1308					0.0000	0.0000		0.0000	0.0000			0.0000			0.0000
Total	1.1189	9.5246	14.6258	0.0228		0.4685	0.4685		0.4310	0.4310		2,207.547 2	2,207.547 2	0.7140		2,225.396 3

Merrill Commerce Center (Phase B Construction - Mitigated) - San Bernardino-South Coast County, Winter

3.6 Paving - 2024**Unmitigated Construction Off-Site**

	ROG	NOx	CO	SO2	Fugitive PM10	Exhaust PM10	PM10 Total	Fugitive PM2.5	Exhaust PM2.5	PM2.5 Total	Bio- CO2	NBio- CO2	Total CO2	CH4	N2O	CO2e
Category	lb/day										lb/day					
Hauling	0.0000	0.0000	0.0000	0.0000	0.0000	0.0000	0.0000	0.0000	0.0000	0.0000		0.0000	0.0000	0.0000		0.0000
Vendor	0.0000	0.0000	0.0000	0.0000	0.0000	0.0000	0.0000	0.0000	0.0000	0.0000		0.0000	0.0000	0.0000		0.0000
Worker	0.0633	0.0363	0.3987	1.3300e-003	0.1677	1.0000e-003	0.1687	0.0445	9.2000e-004	0.0454		132.1669	132.1669	3.0100e-003		132.2421
Total	0.0633	0.0363	0.3987	1.3300e-003	0.1677	1.0000e-003	0.1687	0.0445	9.2000e-004	0.0454		132.1669	132.1669	3.0100e-003		132.2421

Mitigated Construction On-Site

	ROG	NOx	CO	SO2	Fugitive PM10	Exhaust PM10	PM10 Total	Fugitive PM2.5	Exhaust PM2.5	PM2.5 Total	Bio- CO2	NBio- CO2	Total CO2	CH4	N2O	CO2e
Category	lb/day										lb/day					
Off-Road	0.2805	1.2154	17.2957	0.0228		0.0374	0.0374		0.0374	0.0374	0.0000	2,207.547 2	2,207.547 2	0.7140		2,225.396 3
Paving	0.1308					0.0000	0.0000		0.0000	0.0000			0.0000			0.0000
Total	0.4112	1.2154	17.2957	0.0228		0.0374	0.0374		0.0374	0.0374	0.0000	2,207.547 2	2,207.547 2	0.7140		2,225.396 3

Merrill Commerce Center (Phase B Construction - Mitigated) - San Bernardino-South Coast County, Winter

3.6 Paving - 2024**Mitigated Construction Off-Site**

	ROG	NOx	CO	SO2	Fugitive PM10	Exhaust PM10	PM10 Total	Fugitive PM2.5	Exhaust PM2.5	PM2.5 Total	Bio- CO2	NBio- CO2	Total CO2	CH4	N2O	CO2e
Category	lb/day										lb/day					
Hauling	0.0000	0.0000	0.0000	0.0000	0.0000	0.0000	0.0000	0.0000	0.0000	0.0000		0.0000	0.0000	0.0000		0.0000
Vendor	0.0000	0.0000	0.0000	0.0000	0.0000	0.0000	0.0000	0.0000	0.0000	0.0000		0.0000	0.0000	0.0000		0.0000
Worker	0.0633	0.0363	0.3987	1.3300e-003	0.1677	1.0000e-003	0.1687	0.0445	9.2000e-004	0.0454		132.1669	132.1669	3.0100e-003		132.2421
Total	0.0633	0.0363	0.3987	1.3300e-003	0.1677	1.0000e-003	0.1687	0.0445	9.2000e-004	0.0454		132.1669	132.1669	3.0100e-003		132.2421

3.6 Paving - 2025**Unmitigated Construction On-Site**

	ROG	NOx	CO	SO2	Fugitive PM10	Exhaust PM10	PM10 Total	Fugitive PM2.5	Exhaust PM2.5	PM2.5 Total	Bio- CO2	NBio- CO2	Total CO2	CH4	N2O	CO2e
Category	lb/day										lb/day					
Off-Road	0.9152	8.5816	14.5780	0.0228		0.4185	0.4185		0.3850	0.3850		2,206.7452	2,206.7452	0.7137		2,224.5878
Paving	0.1308					0.0000	0.0000		0.0000	0.0000			0.0000			0.0000
Total	1.0459	8.5816	14.5780	0.0228		0.4185	0.4185		0.3850	0.3850		2,206.7452	2,206.7452	0.7137		2,224.5878

Merrill Commerce Center (Phase B Construction - Mitigated) - San Bernardino-South Coast County, Winter

3.6 Paving - 2025**Unmitigated Construction Off-Site**

	ROG	NOx	CO	SO2	Fugitive PM10	Exhaust PM10	PM10 Total	Fugitive PM2.5	Exhaust PM2.5	PM2.5 Total	Bio- CO2	NBio- CO2	Total CO2	CH4	N2O	CO2e
Category	lb/day										lb/day					
Hauling	0.0000	0.0000	0.0000	0.0000	0.0000	0.0000	0.0000	0.0000	0.0000	0.0000		0.0000	0.0000	0.0000		0.0000
Vendor	0.0000	0.0000	0.0000	0.0000	0.0000	0.0000	0.0000	0.0000	0.0000	0.0000		0.0000	0.0000	0.0000		0.0000
Worker	0.0599	0.0330	0.3683	1.2700e-003	0.1677	9.8000e-004	0.1687	0.0445	9.0000e-004	0.0454		126.9206	126.9206	2.7200e-003		126.9886
Total	0.0599	0.0330	0.3683	1.2700e-003	0.1677	9.8000e-004	0.1687	0.0445	9.0000e-004	0.0454		126.9206	126.9206	2.7200e-003		126.9886

Mitigated Construction On-Site

	ROG	NOx	CO	SO2	Fugitive PM10	Exhaust PM10	PM10 Total	Fugitive PM2.5	Exhaust PM2.5	PM2.5 Total	Bio- CO2	NBio- CO2	Total CO2	CH4	N2O	CO2e
Category	lb/day										lb/day					
Off-Road	0.2805	1.2154	17.2957	0.0228		0.0374	0.0374		0.0374	0.0374	0.0000	2,206.7452	2,206.7452	0.7137		2,224.5878
Paving	0.1308					0.0000	0.0000		0.0000	0.0000			0.0000			0.0000
Total	0.4112	1.2154	17.2957	0.0228		0.0374	0.0374		0.0374	0.0374	0.0000	2,206.7452	2,206.7452	0.7137		2,224.5878

Merrill Commerce Center (Phase B Construction - Mitigated) - San Bernardino-South Coast County, Winter

3.6 Paving - 2025**Mitigated Construction Off-Site**

	ROG	NOx	CO	SO2	Fugitive PM10	Exhaust PM10	PM10 Total	Fugitive PM2.5	Exhaust PM2.5	PM2.5 Total	Bio- CO2	NBio- CO2	Total CO2	CH4	N2O	CO2e
Category	lb/day										lb/day					
Hauling	0.0000	0.0000	0.0000	0.0000	0.0000	0.0000	0.0000	0.0000	0.0000	0.0000		0.0000	0.0000	0.0000		0.0000
Vendor	0.0000	0.0000	0.0000	0.0000	0.0000	0.0000	0.0000	0.0000	0.0000	0.0000		0.0000	0.0000	0.0000		0.0000
Worker	0.0599	0.0330	0.3683	1.2700e-003	0.1677	9.8000e-004	0.1687	0.0445	9.0000e-004	0.0454		126.9206	126.9206	2.7200e-003		126.9886
Total	0.0599	0.0330	0.3683	1.2700e-003	0.1677	9.8000e-004	0.1687	0.0445	9.0000e-004	0.0454		126.9206	126.9206	2.7200e-003		126.9886

3.7 Architectural Coating - 2024**Unmitigated Construction On-Site**

	ROG	NOx	CO	SO2	Fugitive PM10	Exhaust PM10	PM10 Total	Fugitive PM2.5	Exhaust PM2.5	PM2.5 Total	Bio- CO2	NBio- CO2	Total CO2	CH4	N2O	CO2e
Category	lb/day										lb/day					
Archit. Coating	13.6396					0.0000	0.0000		0.0000	0.0000			0.0000			0.0000
Off-Road	0.2410	1.6251	2.4135	3.9600e-003		0.0812	0.0812		0.0812	0.0812		375.2641	375.2641	0.0211		375.7923
Total	13.8806	1.6251	2.4135	3.9600e-003		0.0812	0.0812		0.0812	0.0812		375.2641	375.2641	0.0211		375.7923

Merrill Commerce Center (Phase B Construction - Mitigated) - San Bernardino-South Coast County, Winter

3.7 Architectural Coating - 2024**Unmitigated Construction Off-Site**

	ROG	NOx	CO	SO2	Fugitive PM10	Exhaust PM10	PM10 Total	Fugitive PM2.5	Exhaust PM2.5	PM2.5 Total	Bio- CO2	NBio- CO2	Total CO2	CH4	N2O	CO2e
Category	lb/day										lb/day					
Hauling	0.0000	0.0000	0.0000	0.0000	0.0000	0.0000	0.0000	0.0000	0.0000	0.0000		0.0000	0.0000	0.0000		0.0000
Vendor	0.0000	0.0000	0.0000	0.0000	0.0000	0.0000	0.0000	0.0000	0.0000	0.0000		0.0000	0.0000	0.0000		0.0000
Worker	1.9669	1.1276	12.3849	0.0412	5.2088	0.0312	5.2400	1.3814	0.0287	1.4101		4,105.984 2	4,105.984 2	0.0935		4,108.322 5
Total	1.9669	1.1276	12.3849	0.0412	5.2088	0.0312	5.2400	1.3814	0.0287	1.4101		4,105.984 2	4,105.984 2	0.0935		4,108.322 5

Mitigated Construction On-Site

	ROG	NOx	CO	SO2	Fugitive PM10	Exhaust PM10	PM10 Total	Fugitive PM2.5	Exhaust PM2.5	PM2.5 Total	Bio- CO2	NBio- CO2	Total CO2	CH4	N2O	CO2e
Category	lb/day										lb/day					
Archit. Coating	13.6396					0.0000	0.0000		0.0000	0.0000			0.0000			0.0000
Off-Road	0.0396	0.1717	2.4432	3.9600e-003		5.2800e-003	5.2800e-003		5.2800e-003	5.2800e-003	0.0000	375.2641	375.2641	0.0211		375.7923
Total	13.6792	0.1717	2.4432	3.9600e-003		5.2800e-003	5.2800e-003		5.2800e-003	5.2800e-003	0.0000	375.2641	375.2641	0.0211		375.7923

Merrill Commerce Center (Phase B Construction - Mitigated) - San Bernardino-South Coast County, Winter

3.7 Architectural Coating - 2024**Mitigated Construction Off-Site**

	ROG	NOx	CO	SO2	Fugitive PM10	Exhaust PM10	PM10 Total	Fugitive PM2.5	Exhaust PM2.5	PM2.5 Total	Bio- CO2	NBio- CO2	Total CO2	CH4	N2O	CO2e
Category	lb/day										lb/day					
Hauling	0.0000	0.0000	0.0000	0.0000	0.0000	0.0000	0.0000	0.0000	0.0000	0.0000		0.0000	0.0000	0.0000		0.0000
Vendor	0.0000	0.0000	0.0000	0.0000	0.0000	0.0000	0.0000	0.0000	0.0000	0.0000		0.0000	0.0000	0.0000		0.0000
Worker	1.9669	1.1276	12.3849	0.0412	5.2088	0.0312	5.2400	1.3814	0.0287	1.4101		4,105.984 2	4,105.984 2	0.0935		4,108.322 5
Total	1.9669	1.1276	12.3849	0.0412	5.2088	0.0312	5.2400	1.3814	0.0287	1.4101		4,105.984 2	4,105.984 2	0.0935		4,108.322 5

3.7 Architectural Coating - 2025**Unmitigated Construction On-Site**

	ROG	NOx	CO	SO2	Fugitive PM10	Exhaust PM10	PM10 Total	Fugitive PM2.5	Exhaust PM2.5	PM2.5 Total	Bio- CO2	NBio- CO2	Total CO2	CH4	N2O	CO2e
Category	lb/day										lb/day					
Archit. Coating	13.6396					0.0000	0.0000		0.0000	0.0000			0.0000			0.0000
Off-Road	0.2278	1.5273	2.4122	3.9600e-003		0.0687	0.0687		0.0687	0.0687		375.2641	375.2641	0.0205		375.7758
Total	13.8674	1.5273	2.4122	3.9600e-003		0.0687	0.0687		0.0687	0.0687		375.2641	375.2641	0.0205		375.7758

Merrill Commerce Center (Phase B Construction - Mitigated) - San Bernardino-South Coast County, Winter

3.7 Architectural Coating - 2025**Unmitigated Construction Off-Site**

	ROG	NOx	CO	SO2	Fugitive PM10	Exhaust PM10	PM10 Total	Fugitive PM2.5	Exhaust PM2.5	PM2.5 Total	Bio- CO2	NBio- CO2	Total CO2	CH4	N2O	CO2e
Category	lb/day										lb/day					
Hauling	0.0000	0.0000	0.0000	0.0000	0.0000	0.0000	0.0000	0.0000	0.0000	0.0000		0.0000	0.0000	0.0000		0.0000
Vendor	0.0000	0.0000	0.0000	0.0000	0.0000	0.0000	0.0000	0.0000	0.0000	0.0000		0.0000	0.0000	0.0000		0.0000
Worker	1.8602	1.0244	11.4412	0.0395	5.2088	0.0305	5.2393	1.3814	0.0281	1.4095		3,942.9989	3,942.9989	0.0846		3,945.1138
Total	1.8602	1.0244	11.4412	0.0395	5.2088	0.0305	5.2393	1.3814	0.0281	1.4095		3,942.9989	3,942.9989	0.0846		3,945.1138

Mitigated Construction On-Site

	ROG	NOx	CO	SO2	Fugitive PM10	Exhaust PM10	PM10 Total	Fugitive PM2.5	Exhaust PM2.5	PM2.5 Total	Bio- CO2	NBio- CO2	Total CO2	CH4	N2O	CO2e
Category	lb/day										lb/day					
Archit. Coating	13.6396					0.0000	0.0000		0.0000	0.0000			0.0000			0.0000
Off-Road	0.0396	0.1717	2.4432	3.9600e-003		5.2800e-003	5.2800e-003		5.2800e-003	5.2800e-003	0.0000	375.2641	375.2641	0.0205		375.7758
Total	13.6792	0.1717	2.4432	3.9600e-003		5.2800e-003	5.2800e-003		5.2800e-003	5.2800e-003	0.0000	375.2641	375.2641	0.0205		375.7758

Merrill Commerce Center (Phase B Construction - Mitigated) - San Bernardino-South Coast County, Winter

3.7 Architectural Coating - 2025**Mitigated Construction Off-Site**

	ROG	NOx	CO	SO2	Fugitive PM10	Exhaust PM10	PM10 Total	Fugitive PM2.5	Exhaust PM2.5	PM2.5 Total	Bio- CO2	NBio- CO2	Total CO2	CH4	N2O	CO2e
Category	lb/day										lb/day					
Hauling	0.0000	0.0000	0.0000	0.0000	0.0000	0.0000	0.0000	0.0000	0.0000	0.0000		0.0000	0.0000	0.0000		0.0000
Vendor	0.0000	0.0000	0.0000	0.0000	0.0000	0.0000	0.0000	0.0000	0.0000	0.0000		0.0000	0.0000	0.0000		0.0000
Worker	1.8602	1.0244	11.4412	0.0395	5.2088	0.0305	5.2393	1.3814	0.0281	1.4095		3,942.998 9	3,942.998 9	0.0846		3,945.113 8
Total	1.8602	1.0244	11.4412	0.0395	5.2088	0.0305	5.2393	1.3814	0.0281	1.4095		3,942.998 9	3,942.998 9	0.0846		3,945.113 8

4.0 Operational Detail - Mobile**4.1 Mitigation Measures Mobile**

Merrill Commerce Center (Phase B Construction - Mitigated) - San Bernardino-South Coast County, Winter

	ROG	NOx	CO	SO2	Fugitive PM10	Exhaust PM10	PM10 Total	Fugitive PM2.5	Exhaust PM2.5	PM2.5 Total	Bio- CO2	NBio- CO2	Total CO2	CH4	N2O	CO2e
Category	lb/day										lb/day					
Mitigated	0.0000	0.0000	0.0000	0.0000	0.0000	0.0000	0.0000	0.0000	0.0000	0.0000		0.0000	0.0000	0.0000		0.0000
Unmitigated	0.0000	0.0000	0.0000	0.0000	0.0000	0.0000	0.0000	0.0000	0.0000	0.0000		0.0000	0.0000	0.0000		0.0000

4.2 Trip Summary Information

Land Use	Average Daily Trip Rate			Unmitigated	Mitigated
	Weekday	Saturday	Sunday	Annual VMT	Annual VMT
Other Asphalt Surfaces	0.00	0.00	0.00		
Warehouse-No Rail	0.00	0.00	0.00		
Total	0.00	0.00	0.00		

4.3 Trip Type Information

Land Use	Miles			Trip %			Trip Purpose %		
	H-W or C-W	H-S or C-C	H-O or C-NW	H-W or C-W	H-S or C-C	H-O or C-NW	Primary	Diverted	Pass-by
Other Asphalt Surfaces	0.00	0.00	0.00	0.00	0.00	0.00	0	0	0
Warehouse-No Rail	0.00	0.00	0.00	0.00	0.00	0.00	0	0	0

4.4 Fleet Mix

Land Use	LDA	LDT1	LDT2	MDV	LHD1	LHD2	MHD	HHD	OBUS	UBUS	MCY	SBUS	MH
Other Asphalt Surfaces	0.561207	0.034889	0.182561	0.109119	0.013494	0.004661	0.018668	0.065354	0.001366	0.001451	0.005650	0.000795	0.000784
Warehouse-No Rail	0.561207	0.034889	0.182561	0.109119	0.013494	0.004661	0.018668	0.065354	0.001366	0.001451	0.005650	0.000795	0.000784

Merrill Commerce Center (Phase B Construction - Mitigated) - San Bernardino-South Coast County, Winter

5.0 Energy Detail

Historical Energy Use: N

5.1 Mitigation Measures Energy

	ROG	NOx	CO	SO2	Fugitive PM10	Exhaust PM10	PM10 Total	Fugitive PM2.5	Exhaust PM2.5	PM2.5 Total	Bio- CO2	NBio- CO2	Total CO2	CH4	N2O	CO2e
Category	lb/day										lb/day					
NaturalGas Mitigated	0.0000	0.0000	0.0000	0.0000		0.0000	0.0000		0.0000	0.0000		0.0000	0.0000	0.0000	0.0000	0.0000
NaturalGas Unmitigated	0.0000	0.0000	0.0000	0.0000		0.0000	0.0000		0.0000	0.0000		0.0000	0.0000	0.0000	0.0000	0.0000

Merrill Commerce Center (Phase B Construction - Mitigated) - San Bernardino-South Coast County, Winter

5.2 Energy by Land Use - NaturalGas**Unmitigated**

	NaturalGas Use	ROG	NOx	CO	SO2	Fugitive PM10	Exhaust PM10	PM10 Total	Fugitive PM2.5	Exhaust PM2.5	PM2.5 Total	Bio- CO2	NBio- CO2	Total CO2	CH4	N2O	CO2e
Land Use	kBTU/yr	lb/day										lb/day					
Other Asphalt Surfaces	0	0.0000	0.0000	0.0000	0.0000		0.0000	0.0000		0.0000	0.0000		0.0000	0.0000	0.0000	0.0000	0.0000
Warehouse-No Rail	0	0.0000	0.0000	0.0000	0.0000		0.0000	0.0000		0.0000	0.0000		0.0000	0.0000	0.0000	0.0000	0.0000
Total		0.0000	0.0000	0.0000	0.0000		0.0000	0.0000		0.0000	0.0000		0.0000	0.0000	0.0000	0.0000	0.0000

Mitigated

	NaturalGas Use	ROG	NOx	CO	SO2	Fugitive PM10	Exhaust PM10	PM10 Total	Fugitive PM2.5	Exhaust PM2.5	PM2.5 Total	Bio- CO2	NBio- CO2	Total CO2	CH4	N2O	CO2e
Land Use	kBTU/yr	lb/day										lb/day					
Other Asphalt Surfaces	0	0.0000	0.0000	0.0000	0.0000		0.0000	0.0000		0.0000	0.0000		0.0000	0.0000	0.0000	0.0000	0.0000
Warehouse-No Rail	0	0.0000	0.0000	0.0000	0.0000		0.0000	0.0000		0.0000	0.0000		0.0000	0.0000	0.0000	0.0000	0.0000
Total		0.0000	0.0000	0.0000	0.0000		0.0000	0.0000		0.0000	0.0000		0.0000	0.0000	0.0000	0.0000	0.0000

6.0 Area Detail**6.1 Mitigation Measures Area**

Merrill Commerce Center (Phase B Construction - Mitigated) - San Bernardino-South Coast County, Winter

	ROG	NOx	CO	SO2	Fugitive PM10	Exhaust PM10	PM10 Total	Fugitive PM2.5	Exhaust PM2.5	PM2.5 Total	Bio- CO2	NBio- CO2	Total CO2	CH4	N2O	CO2e
Category	lb/day										lb/day					
Mitigated	108.3445	4.4800e-003	0.4940	4.0000e-005		1.7600e-003	1.7600e-003		1.7600e-003	1.7600e-003		1.0615	1.0615	2.7600e-003		1.1306
Unmitigated	108.3445	4.4800e-003	0.4940	4.0000e-005		1.7600e-003	1.7600e-003		1.7600e-003	1.7600e-003		1.0615	1.0615	2.7600e-003		1.1306

6.2 Area by SubCategory

Unmitigated

	ROG	NOx	CO	SO2	Fugitive PM10	Exhaust PM10	PM10 Total	Fugitive PM2.5	Exhaust PM2.5	PM2.5 Total	Bio- CO2	NBio- CO2	Total CO2	CH4	N2O	CO2e
SubCategory	lb/day										lb/day					
Architectural Coating	12.3317					0.0000	0.0000		0.0000	0.0000			0.0000			0.0000
Consumer Products	95.9673					0.0000	0.0000		0.0000	0.0000			0.0000			0.0000
Landscaping	0.0455	4.4800e-003	0.4940	4.0000e-005		1.7600e-003	1.7600e-003		1.7600e-003	1.7600e-003		1.0615	1.0615	2.7600e-003		1.1306
Total	108.3445	4.4800e-003	0.4940	4.0000e-005		1.7600e-003	1.7600e-003		1.7600e-003	1.7600e-003		1.0615	1.0615	2.7600e-003		1.1306

Merrill Commerce Center (Phase B Construction - Mitigated) - San Bernardino-South Coast County, Winter

6.2 Area by SubCategory**Mitigated**

	ROG	NOx	CO	SO2	Fugitive PM10	Exhaust PM10	PM10 Total	Fugitive PM2.5	Exhaust PM2.5	PM2.5 Total	Bio- CO2	NBio- CO2	Total CO2	CH4	N2O	CO2e
SubCategory	lb/day										lb/day					
Architectural Coating	12.3317					0.0000	0.0000		0.0000	0.0000			0.0000			0.0000
Consumer Products	95.9673					0.0000	0.0000		0.0000	0.0000			0.0000			0.0000
Landscaping	0.0455	4.4800e-003	0.4940	4.0000e-005		1.7600e-003	1.7600e-003		1.7600e-003	1.7600e-003		1.0615	1.0615	2.7600e-003		1.1306
Total	108.3445	4.4800e-003	0.4940	4.0000e-005		1.7600e-003	1.7600e-003		1.7600e-003	1.7600e-003		1.0615	1.0615	2.7600e-003		1.1306

7.0 Water Detail**7.1 Mitigation Measures Water****8.0 Waste Detail****8.1 Mitigation Measures Waste****9.0 Operational Offroad**

Equipment Type	Number	Hours/Day	Days/Year	Horse Power	Load Factor	Fuel Type
----------------	--------	-----------	-----------	-------------	-------------	-----------

10.0 Stationary Equipment**Fire Pumps and Emergency Generators**

Merrill Commerce Center (Phase B Construction - Mitigated) - San Bernardino-South Coast County, Winter

Equipment Type	Number	Hours/Day	Hours/Year	Horse Power	Load Factor	Fuel Type
----------------	--------	-----------	------------	-------------	-------------	-----------

Boilers

Equipment Type	Number	Heat Input/Day	Heat Input/Year	Boiler Rating	Fuel Type
----------------	--------	----------------	-----------------	---------------	-----------

User Defined Equipment

Equipment Type	Number
----------------	--------

11.0 Vegetation

This page intentionally left blank

APPENDIX 3.7:

CALEEMOD PHASE C CONSTRUCTION (MITIGATED) EMISSIONS MODEL OUTPUTS

Merrill Commerce Center (Phase C Construction - Mitigated) - San Bernardino-South Coast County, Annual

Merrill Commerce Center (Phase C Construction - Mitigated)
San Bernardino-South Coast County, Annual

1.0 Project Characteristics

1.1 Land Usage

Land Uses	Size	Metric	Lot Acreage	Floor Surface Area	Population
Industrial Park	1,441.00	1000sqft	55.10	1,441,000.00	0
Other Asphalt Surfaces	4.50	Acre	4.50	196,020.00	0

1.2 Other Project Characteristics

Urbanization	Urban	Wind Speed (m/s)	2.2	Precipitation Freq (Days)	32
Climate Zone	10			Operational Year	2026
Utility Company	Southern California Edison				
CO2 Intensity (lb/MW hr)	702.44	CH4 Intensity (lb/MW hr)	0.029	N2O Intensity (lb/MW hr)	0.006

1.3 User Entered Comments & Non-Default Data

Merrill Commerce Center (Phase C Construction - Mitigated) - San Bernardino-South Coast County, Annual

Project Characteristics -

Land Use - PA1A=22.9 acres; PA3A=5.7 acres; PA4A=5.8 acres; PA5A=11.2 acres; PA6A=9.5 acres ROWD = 4.50 acres (total ROWD is 28.4 acres, the ROWD was split proportionally b/w each Phase)

Construction Phase - Construction Schedule adjusted to meet the 2026 OY.

Off-road Equipment - Hours are based on an 8-hour workday.

Off-road Equipment - Crawler Tractors used in lieu of Tractors/Loaders/Backhoes.

Off-road Equipment - Crawler Tractors used in lieu of Tractors/Loaders/Backhoes.

Off-road Equipment -

Off-road Equipment - Crawler Tractors used in lieu of Tractors/Loaders/Backhoes.

Demolition -

Grading - For purposes of analysis, total acres graded per day is based on the equipment specific grading rates (CalEEMod Appendix A) and the equipment list.

Architectural Coating - The Project shall utilize "Super-Compliant" low VOC paints. Super-Compliant low VOC paints shall be no more than 10g/L of VOC.

Vehicle Trips - Construction Run Only.

Energy Use - Construction Run Only.

Water And Wastewater - Construction Run Only.

Solid Waste - Construction Run Only.

Construction Off-road Equipment Mitigation - All construction equipment shall comply with EPA/CARB Tier 4 emissions standards

Vehicle Emission Factors - EMFAC2017

Vehicle Emission Factors - EMFAC2017

Vehicle Emission Factors - EMFAC2017

Table Name	Column Name	Default Value	New Value
tblArchitecturalCoating	EF_Nonresidential_Exterior	100.00	10.00
tblArchitecturalCoating	EF_Nonresidential_Interior	100.00	10.00
tblArchitecturalCoating	EF_Parking	100.00	10.00
tblConstEquipMitigation	NumberOfEquipmentMitigated	0.00	1.00
tblConstEquipMitigation	NumberOfEquipmentMitigated	0.00	1.00
tblConstEquipMitigation	NumberOfEquipmentMitigated	0.00	1.00

Merrill Commerce Center (Phase C Construction - Mitigated) - San Bernardino-South Coast County, Annual

tblConstEquipMitigation	NumberOfEquipmentMitigated	0.00	9.00
tblConstEquipMitigation	NumberOfEquipmentMitigated	0.00	5.00
tblConstEquipMitigation	NumberOfEquipmentMitigated	0.00	3.00
tblConstEquipMitigation	NumberOfEquipmentMitigated	0.00	1.00
tblConstEquipMitigation	NumberOfEquipmentMitigated	0.00	1.00
tblConstEquipMitigation	NumberOfEquipmentMitigated	0.00	2.00
tblConstEquipMitigation	NumberOfEquipmentMitigated	0.00	2.00
tblConstEquipMitigation	NumberOfEquipmentMitigated	0.00	2.00
tblConstEquipMitigation	NumberOfEquipmentMitigated	0.00	6.00
tblConstEquipMitigation	NumberOfEquipmentMitigated	0.00	2.00
tblConstEquipMitigation	NumberOfEquipmentMitigated	0.00	1.00
tblConstEquipMitigation	Tier	No Change	Tier 4 Final
tblConstEquipMitigation	Tier	No Change	Tier 4 Final
tblConstEquipMitigation	Tier	No Change	Tier 4 Final
tblConstEquipMitigation	Tier	No Change	Tier 4 Final
tblConstEquipMitigation	Tier	No Change	Tier 4 Final
tblConstEquipMitigation	Tier	No Change	Tier 4 Final
tblConstEquipMitigation	Tier	No Change	Tier 4 Final
tblConstEquipMitigation	Tier	No Change	Tier 4 Final
tblConstEquipMitigation	Tier	No Change	Tier 4 Final
tblConstEquipMitigation	Tier	No Change	Tier 4 Final
tblConstEquipMitigation	Tier	No Change	Tier 4 Final
tblConstEquipMitigation	Tier	No Change	Tier 4 Final
tblConstEquipMitigation	Tier	No Change	Tier 4 Final
tblConstEquipMitigation	Tier	No Change	Tier 4 Final
tblConstructionPhase	NumDays	70.00	30.00
tblConstructionPhase	NumDays	40.00	30.00

Merrill Commerce Center (Phase C Construction - Mitigated) - San Bernardino-South Coast County, Annual

tblConstructionPhase	NumDays	110.00	50.00
tblConstructionPhase	NumDays	1,110.00	150.00
tblEnergyUse	LightingElect	3.66	0.00
tblEnergyUse	NT24E	2.79	0.00
tblEnergyUse	T24E	3.07	0.00
tblEnergyUse	T24NG	3.47	0.00
tblGrading	AcresOfGrading	175.00	200.00
tblGrading	AcresOfGrading	60.00	105.00
tblLandUse	LotAcreage	33.08	55.10
tblOffRoadEquipment	OffRoadEquipmentUnitAmount	4.00	0.00
tblOffRoadEquipment	OffRoadEquipmentUnitAmount	2.00	0.00
tblOffRoadEquipment	OffRoadEquipmentUnitAmount	3.00	0.00
tblOffRoadEquipment	UsageHours	6.00	8.00
tblOffRoadEquipment	UsageHours	7.00	8.00
tblOffRoadEquipment	UsageHours	7.00	8.00
tblSolidWaste	SolidWasteGenerationRate	1,786.84	0.00
tblVehicleEF	HHD	0.92	0.03
tblVehicleEF	HHD	0.04	0.05
tblVehicleEF	HHD	0.07	0.00
tblVehicleEF	HHD	2.17	8.62
tblVehicleEF	HHD	0.53	0.33
tblVehicleEF	HHD	1.59	2.0270e-003
tblVehicleEF	HHD	6,400.87	1,349.94
tblVehicleEF	HHD	1,416.89	1,232.49
tblVehicleEF	HHD	5.07	0.02
tblVehicleEF	HHD	18.23	7.03
tblVehicleEF	HHD	1.21	2.11

Merrill Commerce Center (Phase C Construction - Mitigated) - San Bernardino-South Coast County, Annual

tblVehicleEF	HHD	4.4310e-003	2.8590e-003
tblVehicleEF	HHD	0.06	0.06
tblVehicleEF	HHD	0.04	0.04
tblVehicleEF	HHD	5.1970e-003	0.03
tblVehicleEF	HHD	4.6000e-005	0.00
tblVehicleEF	HHD	4.2390e-003	2.7350e-003
tblVehicleEF	HHD	0.03	0.03
tblVehicleEF	HHD	8.8770e-003	8.9130e-003
tblVehicleEF	HHD	4.9720e-003	0.02
tblVehicleEF	HHD	4.3000e-005	0.00
tblVehicleEF	HHD	6.6000e-005	1.0000e-006
tblVehicleEF	HHD	2.4120e-003	4.5000e-005
tblVehicleEF	HHD	0.57	0.58
tblVehicleEF	HHD	4.1000e-005	1.0000e-006
tblVehicleEF	HHD	0.06	0.02
tblVehicleEF	HHD	1.5700e-004	2.2600e-004
tblVehicleEF	HHD	0.04	1.0000e-006
tblVehicleEF	HHD	0.06	0.01
tblVehicleEF	HHD	0.01	0.01
tblVehicleEF	HHD	7.7000e-005	0.00
tblVehicleEF	HHD	6.6000e-005	1.0000e-006
tblVehicleEF	HHD	2.4120e-003	4.5000e-005
tblVehicleEF	HHD	0.66	0.67
tblVehicleEF	HHD	4.1000e-005	1.0000e-006
tblVehicleEF	HHD	0.10	0.08
tblVehicleEF	HHD	1.5700e-004	2.2600e-004
tblVehicleEF	HHD	0.04	1.0000e-006

Merrill Commerce Center (Phase C Construction - Mitigated) - San Bernardino-South Coast County, Annual

tblVehicleEF	HHD	0.87	0.03
tblVehicleEF	HHD	0.04	0.05
tblVehicleEF	HHD	0.07	0.00
tblVehicleEF	HHD	1.58	8.50
tblVehicleEF	HHD	0.53	0.33
tblVehicleEF	HHD	1.49	1.8980e-003
tblVehicleEF	HHD	6,781.16	1,333.02
tblVehicleEF	HHD	1,416.89	1,232.49
tblVehicleEF	HHD	5.07	0.02
tblVehicleEF	HHD	18.81	6.69
tblVehicleEF	HHD	1.14	1.99
tblVehicleEF	HHD	3.7360e-003	2.5230e-003
tblVehicleEF	HHD	0.06	0.06
tblVehicleEF	HHD	0.04	0.04
tblVehicleEF	HHD	5.1970e-003	0.03
tblVehicleEF	HHD	4.6000e-005	0.00
tblVehicleEF	HHD	3.5740e-003	2.4140e-003
tblVehicleEF	HHD	0.03	0.03
tblVehicleEF	HHD	8.8770e-003	8.9130e-003
tblVehicleEF	HHD	4.9720e-003	0.02
tblVehicleEF	HHD	4.3000e-005	0.00
tblVehicleEF	HHD	1.2600e-004	3.0000e-006
tblVehicleEF	HHD	2.6840e-003	5.3000e-005
tblVehicleEF	HHD	0.54	0.62
tblVehicleEF	HHD	8.7000e-005	2.0000e-006
tblVehicleEF	HHD	0.06	0.02
tblVehicleEF	HHD	1.5900e-004	2.3200e-004

Merrill Commerce Center (Phase C Construction - Mitigated) - San Bernardino-South Coast County, Annual

tblVehicleEF	HHD	0.03	1.0000e-006
tblVehicleEF	HHD	0.06	0.01
tblVehicleEF	HHD	0.01	0.01
tblVehicleEF	HHD	7.5000e-005	0.00
tblVehicleEF	HHD	1.2600e-004	3.0000e-006
tblVehicleEF	HHD	2.6840e-003	5.3000e-005
tblVehicleEF	HHD	0.62	0.70
tblVehicleEF	HHD	8.7000e-005	2.0000e-006
tblVehicleEF	HHD	0.10	0.08
tblVehicleEF	HHD	1.5900e-004	2.3200e-004
tblVehicleEF	HHD	0.04	1.0000e-006
tblVehicleEF	HHD	0.99	0.02
tblVehicleEF	HHD	0.04	9.1900e-004
tblVehicleEF	HHD	0.07	0.00
tblVehicleEF	HHD	2.99	8.71
tblVehicleEF	HHD	0.53	0.18
tblVehicleEF	HHD	1.57	1.9980e-003
tblVehicleEF	HHD	5,875.72	1,360.46
tblVehicleEF	HHD	1,416.89	1,196.04
tblVehicleEF	HHD	5.07	0.02
tblVehicleEF	HHD	17.42	7.42
tblVehicleEF	HHD	1.19	2.06
tblVehicleEF	HHD	5.3910e-003	3.2050e-003
tblVehicleEF	HHD	0.06	0.06
tblVehicleEF	HHD	0.04	0.04
tblVehicleEF	HHD	5.1970e-003	0.03
tblVehicleEF	HHD	4.6000e-005	0.00

Merrill Commerce Center (Phase C Construction - Mitigated) - San Bernardino-South Coast County, Annual

tblVehicleEF	HHD	5.1580e-003	3.0660e-003
tblVehicleEF	HHD	0.03	0.03
tblVehicleEF	HHD	8.8770e-003	8.8160e-003
tblVehicleEF	HHD	4.9720e-003	0.02
tblVehicleEF	HHD	4.3000e-005	0.00
tblVehicleEF	HHD	6.3000e-005	2.0000e-006
tblVehicleEF	HHD	2.5730e-003	5.3000e-005
tblVehicleEF	HHD	0.62	0.53
tblVehicleEF	HHD	4.0000e-005	1.0000e-006
tblVehicleEF	HHD	0.06	0.02
tblVehicleEF	HHD	1.7100e-004	2.3800e-004
tblVehicleEF	HHD	0.03	1.0000e-006
tblVehicleEF	HHD	0.06	0.01
tblVehicleEF	HHD	0.01	0.01
tblVehicleEF	HHD	7.6000e-005	0.00
tblVehicleEF	HHD	6.3000e-005	2.0000e-006
tblVehicleEF	HHD	2.5730e-003	5.3000e-005
tblVehicleEF	HHD	0.71	0.61
tblVehicleEF	HHD	4.0000e-005	1.0000e-006
tblVehicleEF	HHD	0.10	0.02
tblVehicleEF	HHD	1.7100e-004	2.3800e-004
tblVehicleEF	HHD	0.04	1.0000e-006
tblVehicleEF	LDA	2.9340e-003	1.5350e-003
tblVehicleEF	LDA	3.4150e-003	0.04
tblVehicleEF	LDA	0.45	0.51
tblVehicleEF	LDA	0.84	1.86
tblVehicleEF	LDA	213.43	230.85

Merrill Commerce Center (Phase C Construction - Mitigated) - San Bernardino-South Coast County, Annual

tblVehicleEF	LDA	48.75	47.39
tblVehicleEF	LDA	0.04	0.03
tblVehicleEF	LDA	1.5620e-003	1.2160e-003
tblVehicleEF	LDA	2.2010e-003	1.5800e-003
tblVehicleEF	LDA	1.4380e-003	1.1200e-003
tblVehicleEF	LDA	2.0240e-003	1.4530e-003
tblVehicleEF	LDA	0.03	0.05
tblVehicleEF	LDA	0.08	0.08
tblVehicleEF	LDA	0.03	0.04
tblVehicleEF	LDA	7.3520e-003	5.4470e-003
tblVehicleEF	LDA	0.03	0.19
tblVehicleEF	LDA	0.05	0.16
tblVehicleEF	LDA	2.1370e-003	2.2840e-003
tblVehicleEF	LDA	5.0100e-004	4.6900e-004
tblVehicleEF	LDA	0.03	0.05
tblVehicleEF	LDA	0.08	0.08
tblVehicleEF	LDA	0.03	0.04
tblVehicleEF	LDA	0.01	7.9200e-003
tblVehicleEF	LDA	0.03	0.19
tblVehicleEF	LDA	0.05	0.17
tblVehicleEF	LDA	3.3380e-003	1.7620e-003
tblVehicleEF	LDA	2.8490e-003	0.03
tblVehicleEF	LDA	0.55	0.62
tblVehicleEF	LDA	0.69	1.55
tblVehicleEF	LDA	233.44	252.00
tblVehicleEF	LDA	48.75	46.82
tblVehicleEF	LDA	0.03	0.02

Merrill Commerce Center (Phase C Construction - Mitigated) - San Bernardino-South Coast County, Annual

tblVehicleEF	LDA	1.5620e-003	1.2160e-003
tblVehicleEF	LDA	2.2010e-003	1.5800e-003
tblVehicleEF	LDA	1.4380e-003	1.1200e-003
tblVehicleEF	LDA	2.0240e-003	1.4530e-003
tblVehicleEF	LDA	0.07	0.09
tblVehicleEF	LDA	0.09	0.09
tblVehicleEF	LDA	0.06	0.08
tblVehicleEF	LDA	8.3500e-003	6.1750e-003
tblVehicleEF	LDA	0.03	0.19
tblVehicleEF	LDA	0.04	0.13
tblVehicleEF	LDA	2.3380e-003	2.4930e-003
tblVehicleEF	LDA	4.9900e-004	4.6300e-004
tblVehicleEF	LDA	0.07	0.09
tblVehicleEF	LDA	0.09	0.09
tblVehicleEF	LDA	0.06	0.08
tblVehicleEF	LDA	0.01	8.9820e-003
tblVehicleEF	LDA	0.03	0.19
tblVehicleEF	LDA	0.04	0.15
tblVehicleEF	LDA	2.8580e-003	1.4980e-003
tblVehicleEF	LDA	3.3970e-003	0.04
tblVehicleEF	LDA	0.42	0.48
tblVehicleEF	LDA	0.83	1.83
tblVehicleEF	LDA	208.70	225.89
tblVehicleEF	LDA	48.75	47.34
tblVehicleEF	LDA	0.03	0.02
tblVehicleEF	LDA	1.5620e-003	1.2160e-003
tblVehicleEF	LDA	2.2010e-003	1.5800e-003

Merrill Commerce Center (Phase C Construction - Mitigated) - San Bernardino-South Coast County, Annual

tblVehicleEF	LDA	1.4380e-003	1.1200e-003
tblVehicleEF	LDA	2.0240e-003	1.4530e-003
tblVehicleEF	LDA	0.03	0.05
tblVehicleEF	LDA	0.09	0.09
tblVehicleEF	LDA	0.02	0.04
tblVehicleEF	LDA	7.1620e-003	5.3110e-003
tblVehicleEF	LDA	0.03	0.21
tblVehicleEF	LDA	0.05	0.16
tblVehicleEF	LDA	2.0890e-003	2.2350e-003
tblVehicleEF	LDA	5.0100e-004	4.6800e-004
tblVehicleEF	LDA	0.03	0.05
tblVehicleEF	LDA	0.09	0.09
tblVehicleEF	LDA	0.02	0.04
tblVehicleEF	LDA	0.01	7.7210e-003
tblVehicleEF	LDA	0.03	0.21
tblVehicleEF	LDA	0.05	0.17
tblVehicleEF	LDT1	8.7020e-003	3.9900e-003
tblVehicleEF	LDT1	0.01	0.06
tblVehicleEF	LDT1	1.05	0.92
tblVehicleEF	LDT1	2.38	2.06
tblVehicleEF	LDT1	274.34	275.61
tblVehicleEF	LDT1	62.78	57.91
tblVehicleEF	LDT1	0.11	0.07
tblVehicleEF	LDT1	2.2560e-003	1.6110e-003
tblVehicleEF	LDT1	3.0920e-003	2.1360e-003
tblVehicleEF	LDT1	2.0770e-003	1.4820e-003
tblVehicleEF	LDT1	2.8430e-003	1.9640e-003

Merrill Commerce Center (Phase C Construction - Mitigated) - San Bernardino-South Coast County, Annual

tblVehicleEF	LDT1	0.14	0.13
tblVehicleEF	LDT1	0.25	0.19
tblVehicleEF	LDT1	0.10	0.10
tblVehicleEF	LDT1	0.02	0.02
tblVehicleEF	LDT1	0.16	0.64
tblVehicleEF	LDT1	0.16	0.28
tblVehicleEF	LDT1	2.7560e-003	2.7270e-003
tblVehicleEF	LDT1	6.6900e-004	5.7300e-004
tblVehicleEF	LDT1	0.14	0.13
tblVehicleEF	LDT1	0.25	0.19
tblVehicleEF	LDT1	0.10	0.10
tblVehicleEF	LDT1	0.03	0.02
tblVehicleEF	LDT1	0.16	0.64
tblVehicleEF	LDT1	0.18	0.31
tblVehicleEF	LDT1	9.8170e-003	4.5340e-003
tblVehicleEF	LDT1	9.8840e-003	0.05
tblVehicleEF	LDT1	1.26	1.12
tblVehicleEF	LDT1	1.96	1.71
tblVehicleEF	LDT1	299.03	297.62
tblVehicleEF	LDT1	62.78	57.21
tblVehicleEF	LDT1	0.10	0.07
tblVehicleEF	LDT1	2.2560e-003	1.6110e-003
tblVehicleEF	LDT1	3.0920e-003	2.1360e-003
tblVehicleEF	LDT1	2.0770e-003	1.4820e-003
tblVehicleEF	LDT1	2.8430e-003	1.9640e-003
tblVehicleEF	LDT1	0.29	0.28
tblVehicleEF	LDT1	0.31	0.23

Merrill Commerce Center (Phase C Construction - Mitigated) - San Bernardino-South Coast County, Annual

tblVehicleEF	LDT1	0.21	0.21
tblVehicleEF	LDT1	0.02	0.02
tblVehicleEF	LDT1	0.16	0.64
tblVehicleEF	LDT1	0.13	0.23
tblVehicleEF	LDT1	3.0060e-003	2.9450e-003
tblVehicleEF	LDT1	6.6200e-004	5.6600e-004
tblVehicleEF	LDT1	0.29	0.28
tblVehicleEF	LDT1	0.31	0.23
tblVehicleEF	LDT1	0.21	0.21
tblVehicleEF	LDT1	0.04	0.03
tblVehicleEF	LDT1	0.16	0.64
tblVehicleEF	LDT1	0.15	0.26
tblVehicleEF	LDT1	8.4830e-003	3.9000e-003
tblVehicleEF	LDT1	0.01	0.06
tblVehicleEF	LDT1	1.00	0.88
tblVehicleEF	LDT1	2.35	2.02
tblVehicleEF	LDT1	268.53	270.39
tblVehicleEF	LDT1	62.78	57.85
tblVehicleEF	LDT1	0.10	0.07
tblVehicleEF	LDT1	2.2560e-003	1.6110e-003
tblVehicleEF	LDT1	3.0920e-003	2.1360e-003
tblVehicleEF	LDT1	2.0770e-003	1.4820e-003
tblVehicleEF	LDT1	2.8430e-003	1.9640e-003
tblVehicleEF	LDT1	0.14	0.14
tblVehicleEF	LDT1	0.29	0.21
tblVehicleEF	LDT1	0.09	0.09
tblVehicleEF	LDT1	0.02	0.02

Merrill Commerce Center (Phase C Construction - Mitigated) - San Bernardino-South Coast County, Annual

tblVehicleEF	LDT1	0.19	0.75
tblVehicleEF	LDT1	0.16	0.28
tblVehicleEF	LDT1	2.6970e-003	2.6760e-003
tblVehicleEF	LDT1	6.6900e-004	5.7200e-004
tblVehicleEF	LDT1	0.14	0.14
tblVehicleEF	LDT1	0.29	0.21
tblVehicleEF	LDT1	0.09	0.09
tblVehicleEF	LDT1	0.03	0.02
tblVehicleEF	LDT1	0.19	0.75
tblVehicleEF	LDT1	0.17	0.30
tblVehicleEF	LDT2	4.5410e-003	2.7750e-003
tblVehicleEF	LDT2	5.2250e-003	0.05
tblVehicleEF	LDT2	0.64	0.72
tblVehicleEF	LDT2	1.19	2.40
tblVehicleEF	LDT2	304.81	286.47
tblVehicleEF	LDT2	69.08	60.44
tblVehicleEF	LDT2	0.06	0.05
tblVehicleEF	LDT2	1.7220e-003	1.3040e-003
tblVehicleEF	LDT2	2.4350e-003	1.6720e-003
tblVehicleEF	LDT2	1.5840e-003	1.2000e-003
tblVehicleEF	LDT2	2.2390e-003	1.5370e-003
tblVehicleEF	LDT2	0.05	0.09
tblVehicleEF	LDT2	0.10	0.12
tblVehicleEF	LDT2	0.04	0.07
tblVehicleEF	LDT2	0.01	0.01
tblVehicleEF	LDT2	0.06	0.41
tblVehicleEF	LDT2	0.07	0.25

Merrill Commerce Center (Phase C Construction - Mitigated) - San Bernardino-South Coast County, Annual

tblVehicleEF	LDT2	3.0530e-003	2.8340e-003
tblVehicleEF	LDT2	7.1100e-004	5.9800e-004
tblVehicleEF	LDT2	0.05	0.09
tblVehicleEF	LDT2	0.10	0.12
tblVehicleEF	LDT2	0.04	0.07
tblVehicleEF	LDT2	0.02	0.02
tblVehicleEF	LDT2	0.06	0.41
tblVehicleEF	LDT2	0.08	0.27
tblVehicleEF	LDT2	5.1490e-003	3.1730e-003
tblVehicleEF	LDT2	4.3640e-003	0.05
tblVehicleEF	LDT2	0.78	0.88
tblVehicleEF	LDT2	0.99	1.99
tblVehicleEF	LDT2	332.67	307.21
tblVehicleEF	LDT2	69.08	59.66
tblVehicleEF	LDT2	0.05	0.05
tblVehicleEF	LDT2	1.7220e-003	1.3040e-003
tblVehicleEF	LDT2	2.4350e-003	1.6720e-003
tblVehicleEF	LDT2	1.5840e-003	1.2000e-003
tblVehicleEF	LDT2	2.2390e-003	1.5370e-003
tblVehicleEF	LDT2	0.11	0.17
tblVehicleEF	LDT2	0.12	0.14
tblVehicleEF	LDT2	0.09	0.15
tblVehicleEF	LDT2	0.01	0.01
tblVehicleEF	LDT2	0.06	0.41
tblVehicleEF	LDT2	0.06	0.21
tblVehicleEF	LDT2	3.3330e-003	3.0390e-003
tblVehicleEF	LDT2	7.0700e-004	5.9000e-004

Merrill Commerce Center (Phase C Construction - Mitigated) - San Bernardino-South Coast County, Annual

tblVehicleEF	LDT2	0.11	0.17
tblVehicleEF	LDT2	0.12	0.14
tblVehicleEF	LDT2	0.09	0.15
tblVehicleEF	LDT2	0.02	0.02
tblVehicleEF	LDT2	0.06	0.41
tblVehicleEF	LDT2	0.06	0.23
tblVehicleEF	LDT2	4.4250e-003	2.7100e-003
tblVehicleEF	LDT2	5.1960e-003	0.05
tblVehicleEF	LDT2	0.60	0.68
tblVehicleEF	LDT2	1.17	2.36
tblVehicleEF	LDT2	298.26	281.56
tblVehicleEF	LDT2	69.08	60.37
tblVehicleEF	LDT2	0.06	0.05
tblVehicleEF	LDT2	1.7220e-003	1.3040e-003
tblVehicleEF	LDT2	2.4350e-003	1.6720e-003
tblVehicleEF	LDT2	1.5840e-003	1.2000e-003
tblVehicleEF	LDT2	2.2390e-003	1.5370e-003
tblVehicleEF	LDT2	0.05	0.08
tblVehicleEF	LDT2	0.11	0.13
tblVehicleEF	LDT2	0.04	0.07
tblVehicleEF	LDT2	0.01	0.01
tblVehicleEF	LDT2	0.07	0.48
tblVehicleEF	LDT2	0.07	0.25
tblVehicleEF	LDT2	2.9870e-003	2.7850e-003
tblVehicleEF	LDT2	7.1000e-004	5.9700e-004
tblVehicleEF	LDT2	0.05	0.08
tblVehicleEF	LDT2	0.11	0.13

Merrill Commerce Center (Phase C Construction - Mitigated) - San Bernardino-South Coast County, Annual

tblVehicleEF	LDT2	0.04	0.07
tblVehicleEF	LDT2	0.02	0.02
tblVehicleEF	LDT2	0.07	0.48
tblVehicleEF	LDT2	0.08	0.27
tblVehicleEF	LHD1	4.5150e-003	4.3860e-003
tblVehicleEF	LHD1	8.0690e-003	4.3340e-003
tblVehicleEF	LHD1	0.02	0.01
tblVehicleEF	LHD1	0.14	0.17
tblVehicleEF	LHD1	0.74	0.58
tblVehicleEF	LHD1	2.07	0.92
tblVehicleEF	LHD1	9.20	9.02
tblVehicleEF	LHD1	588.15	612.33
tblVehicleEF	LHD1	28.17	10.03
tblVehicleEF	LHD1	0.08	0.07
tblVehicleEF	LHD1	1.54	1.01
tblVehicleEF	LHD1	9.4500e-004	9.9000e-004
tblVehicleEF	LHD1	0.01	0.01
tblVehicleEF	LHD1	0.01	8.8180e-003
tblVehicleEF	LHD1	7.9100e-004	2.2400e-004
tblVehicleEF	LHD1	9.0400e-004	9.4700e-004
tblVehicleEF	LHD1	2.5790e-003	2.5040e-003
tblVehicleEF	LHD1	0.01	8.4140e-003
tblVehicleEF	LHD1	7.2700e-004	2.0600e-004
tblVehicleEF	LHD1	3.2690e-003	2.5580e-003
tblVehicleEF	LHD1	0.10	0.07
tblVehicleEF	LHD1	0.02	0.02
tblVehicleEF	LHD1	1.6680e-003	1.2900e-003

Merrill Commerce Center (Phase C Construction - Mitigated) - San Bernardino-South Coast County, Annual

tblVehicleEF	LHD1	0.07	0.05
tblVehicleEF	LHD1	0.34	0.52
tblVehicleEF	LHD1	0.21	0.06
tblVehicleEF	LHD1	9.1000e-005	8.7000e-005
tblVehicleEF	LHD1	5.7560e-003	5.9570e-003
tblVehicleEF	LHD1	3.2100e-004	9.9000e-005
tblVehicleEF	LHD1	3.2690e-003	2.5580e-003
tblVehicleEF	LHD1	0.10	0.07
tblVehicleEF	LHD1	0.02	0.03
tblVehicleEF	LHD1	1.6680e-003	1.2900e-003
tblVehicleEF	LHD1	0.08	0.06
tblVehicleEF	LHD1	0.34	0.52
tblVehicleEF	LHD1	0.23	0.07
tblVehicleEF	LHD1	4.5150e-003	4.4000e-003
tblVehicleEF	LHD1	8.2390e-003	4.4160e-003
tblVehicleEF	LHD1	0.01	0.01
tblVehicleEF	LHD1	0.14	0.17
tblVehicleEF	LHD1	0.75	0.59
tblVehicleEF	LHD1	1.94	0.86
tblVehicleEF	LHD1	9.20	9.02
tblVehicleEF	LHD1	588.15	612.35
tblVehicleEF	LHD1	28.17	9.93
tblVehicleEF	LHD1	0.08	0.07
tblVehicleEF	LHD1	1.44	0.94
tblVehicleEF	LHD1	9.4500e-004	9.9000e-004
tblVehicleEF	LHD1	0.01	0.01
tblVehicleEF	LHD1	0.01	8.8180e-003

Merrill Commerce Center (Phase C Construction - Mitigated) - San Bernardino-South Coast County, Annual

tblVehicleEF	LHD1	7.9100e-004	2.2400e-004
tblVehicleEF	LHD1	9.0400e-004	9.4700e-004
tblVehicleEF	LHD1	2.5790e-003	2.5040e-003
tblVehicleEF	LHD1	0.01	8.4140e-003
tblVehicleEF	LHD1	7.2700e-004	2.0600e-004
tblVehicleEF	LHD1	6.3950e-003	5.0260e-003
tblVehicleEF	LHD1	0.12	0.09
tblVehicleEF	LHD1	0.02	0.02
tblVehicleEF	LHD1	3.6780e-003	2.8810e-003
tblVehicleEF	LHD1	0.07	0.05
tblVehicleEF	LHD1	0.35	0.53
tblVehicleEF	LHD1	0.20	0.06
tblVehicleEF	LHD1	9.1000e-005	8.7000e-005
tblVehicleEF	LHD1	5.7570e-003	5.9580e-003
tblVehicleEF	LHD1	3.1800e-004	9.8000e-005
tblVehicleEF	LHD1	6.3950e-003	5.0260e-003
tblVehicleEF	LHD1	0.12	0.09
tblVehicleEF	LHD1	0.02	0.03
tblVehicleEF	LHD1	3.6780e-003	2.8810e-003
tblVehicleEF	LHD1	0.08	0.06
tblVehicleEF	LHD1	0.35	0.53
tblVehicleEF	LHD1	0.22	0.06
tblVehicleEF	LHD1	4.5150e-003	4.3890e-003
tblVehicleEF	LHD1	8.0880e-003	4.3430e-003
tblVehicleEF	LHD1	0.02	0.01
tblVehicleEF	LHD1	0.14	0.17
tblVehicleEF	LHD1	0.74	0.58

Merrill Commerce Center (Phase C Construction - Mitigated) - San Bernardino-South Coast County, Annual

tblVehicleEF	LHD1	2.04	0.90
tblVehicleEF	LHD1	9.20	9.02
tblVehicleEF	LHD1	588.15	612.33
tblVehicleEF	LHD1	28.17	10.01
tblVehicleEF	LHD1	0.08	0.07
tblVehicleEF	LHD1	1.51	0.99
tblVehicleEF	LHD1	9.4500e-004	9.9000e-004
tblVehicleEF	LHD1	0.01	0.01
tblVehicleEF	LHD1	0.01	8.8180e-003
tblVehicleEF	LHD1	7.9100e-004	2.2400e-004
tblVehicleEF	LHD1	9.0400e-004	9.4700e-004
tblVehicleEF	LHD1	2.5790e-003	2.5040e-003
tblVehicleEF	LHD1	0.01	8.4140e-003
tblVehicleEF	LHD1	7.2700e-004	2.0600e-004
tblVehicleEF	LHD1	3.4680e-003	2.7570e-003
tblVehicleEF	LHD1	0.12	0.09
tblVehicleEF	LHD1	0.02	0.02
tblVehicleEF	LHD1	1.6320e-003	1.2680e-003
tblVehicleEF	LHD1	0.07	0.05
tblVehicleEF	LHD1	0.37	0.56
tblVehicleEF	LHD1	0.21	0.06
tblVehicleEF	LHD1	9.1000e-005	8.7000e-005
tblVehicleEF	LHD1	5.7560e-003	5.9570e-003
tblVehicleEF	LHD1	3.2000e-004	9.9000e-005
tblVehicleEF	LHD1	3.4680e-003	2.7570e-003
tblVehicleEF	LHD1	0.12	0.09
tblVehicleEF	LHD1	0.02	0.03

Merrill Commerce Center (Phase C Construction - Mitigated) - San Bernardino-South Coast County, Annual

tblVehicleEF	LHD1	1.6320e-003	1.2680e-003
tblVehicleEF	LHD1	0.08	0.06
tblVehicleEF	LHD1	0.37	0.56
tblVehicleEF	LHD1	0.22	0.07
tblVehicleEF	LHD2	3.0190e-003	2.9450e-003
tblVehicleEF	LHD2	3.0020e-003	3.0680e-003
tblVehicleEF	LHD2	5.3750e-003	7.2680e-003
tblVehicleEF	LHD2	0.12	0.13
tblVehicleEF	LHD2	0.32	0.39
tblVehicleEF	LHD2	0.99	0.52
tblVehicleEF	LHD2	14.02	14.10
tblVehicleEF	LHD2	590.99	612.80
tblVehicleEF	LHD2	23.05	7.09
tblVehicleEF	LHD2	0.09	0.10
tblVehicleEF	LHD2	0.79	1.09
tblVehicleEF	LHD2	1.1800e-003	1.4530e-003
tblVehicleEF	LHD2	0.01	0.01
tblVehicleEF	LHD2	9.5980e-003	0.01
tblVehicleEF	LHD2	3.5700e-004	1.0800e-004
tblVehicleEF	LHD2	1.1290e-003	1.3900e-003
tblVehicleEF	LHD2	2.7000e-003	2.7060e-003
tblVehicleEF	LHD2	9.1720e-003	0.01
tblVehicleEF	LHD2	3.2900e-004	1.0000e-004
tblVehicleEF	LHD2	1.0100e-003	1.2570e-003
tblVehicleEF	LHD2	0.03	0.04
tblVehicleEF	LHD2	0.01	0.02
tblVehicleEF	LHD2	5.7600e-004	6.9200e-004

Merrill Commerce Center (Phase C Construction - Mitigated) - San Bernardino-South Coast County, Annual

tblVehicleEF	LHD2	0.04	0.05
tblVehicleEF	LHD2	0.06	0.22
tblVehicleEF	LHD2	0.07	0.04
tblVehicleEF	LHD2	1.3700e-004	1.3500e-004
tblVehicleEF	LHD2	5.7450e-003	5.9080e-003
tblVehicleEF	LHD2	2.4800e-004	7.0000e-005
tblVehicleEF	LHD2	1.0100e-003	1.2570e-003
tblVehicleEF	LHD2	0.03	0.04
tblVehicleEF	LHD2	0.02	0.02
tblVehicleEF	LHD2	5.7600e-004	6.9200e-004
tblVehicleEF	LHD2	0.05	0.06
tblVehicleEF	LHD2	0.06	0.22
tblVehicleEF	LHD2	0.08	0.04
tblVehicleEF	LHD2	3.0190e-003	2.9540e-003
tblVehicleEF	LHD2	3.0350e-003	3.0940e-003
tblVehicleEF	LHD2	5.1530e-003	6.9430e-003
tblVehicleEF	LHD2	0.12	0.13
tblVehicleEF	LHD2	0.32	0.40
tblVehicleEF	LHD2	0.93	0.49
tblVehicleEF	LHD2	14.02	14.10
tblVehicleEF	LHD2	590.99	612.80
tblVehicleEF	LHD2	23.05	7.04
tblVehicleEF	LHD2	0.09	0.10
tblVehicleEF	LHD2	0.74	1.03
tblVehicleEF	LHD2	1.1800e-003	1.4530e-003
tblVehicleEF	LHD2	0.01	0.01
tblVehicleEF	LHD2	9.5980e-003	0.01

Merrill Commerce Center (Phase C Construction - Mitigated) - San Bernardino-South Coast County, Annual

tblVehicleEF	LHD2	3.5700e-004	1.0800e-004
tblVehicleEF	LHD2	1.1290e-003	1.3900e-003
tblVehicleEF	LHD2	2.7000e-003	2.7060e-003
tblVehicleEF	LHD2	9.1720e-003	0.01
tblVehicleEF	LHD2	3.2900e-004	1.0000e-004
tblVehicleEF	LHD2	1.9350e-003	2.4210e-003
tblVehicleEF	LHD2	0.03	0.04
tblVehicleEF	LHD2	0.01	0.02
tblVehicleEF	LHD2	1.2190e-003	1.4810e-003
tblVehicleEF	LHD2	0.04	0.05
tblVehicleEF	LHD2	0.06	0.22
tblVehicleEF	LHD2	0.07	0.03
tblVehicleEF	LHD2	1.3700e-004	1.3500e-004
tblVehicleEF	LHD2	5.7450e-003	5.9080e-003
tblVehicleEF	LHD2	2.4700e-004	7.0000e-005
tblVehicleEF	LHD2	1.9350e-003	2.4210e-003
tblVehicleEF	LHD2	0.03	0.04
tblVehicleEF	LHD2	0.02	0.02
tblVehicleEF	LHD2	1.2190e-003	1.4810e-003
tblVehicleEF	LHD2	0.05	0.06
tblVehicleEF	LHD2	0.06	0.22
tblVehicleEF	LHD2	0.08	0.04
tblVehicleEF	LHD2	3.0190e-003	2.9470e-003
tblVehicleEF	LHD2	3.0060e-003	3.0710e-003
tblVehicleEF	LHD2	5.3330e-003	7.2070e-003
tblVehicleEF	LHD2	0.12	0.13
tblVehicleEF	LHD2	0.32	0.39

Merrill Commerce Center (Phase C Construction - Mitigated) - San Bernardino-South Coast County, Annual

tblVehicleEF	LHD2	0.97	0.52
tblVehicleEF	LHD2	14.02	14.10
tblVehicleEF	LHD2	590.99	612.80
tblVehicleEF	LHD2	23.05	7.08
tblVehicleEF	LHD2	0.09	0.10
tblVehicleEF	LHD2	0.77	1.07
tblVehicleEF	LHD2	1.1800e-003	1.4530e-003
tblVehicleEF	LHD2	0.01	0.01
tblVehicleEF	LHD2	9.5980e-003	0.01
tblVehicleEF	LHD2	3.5700e-004	1.0800e-004
tblVehicleEF	LHD2	1.1290e-003	1.3900e-003
tblVehicleEF	LHD2	2.7000e-003	2.7060e-003
tblVehicleEF	LHD2	9.1720e-003	0.01
tblVehicleEF	LHD2	3.2900e-004	1.0000e-004
tblVehicleEF	LHD2	1.0020e-003	1.2650e-003
tblVehicleEF	LHD2	0.03	0.04
tblVehicleEF	LHD2	0.01	0.02
tblVehicleEF	LHD2	5.6100e-004	6.7200e-004
tblVehicleEF	LHD2	0.04	0.05
tblVehicleEF	LHD2	0.07	0.24
tblVehicleEF	LHD2	0.07	0.03
tblVehicleEF	LHD2	1.3700e-004	1.3500e-004
tblVehicleEF	LHD2	5.7450e-003	5.9080e-003
tblVehicleEF	LHD2	2.4800e-004	7.0000e-005
tblVehicleEF	LHD2	1.0020e-003	1.2650e-003
tblVehicleEF	LHD2	0.03	0.04
tblVehicleEF	LHD2	0.02	0.02

Merrill Commerce Center (Phase C Construction - Mitigated) - San Bernardino-South Coast County, Annual

tblVehicleEF	LHD2	5.6100e-004	6.7200e-004
tblVehicleEF	LHD2	0.05	0.06
tblVehicleEF	LHD2	0.07	0.24
tblVehicleEF	LHD2	0.08	0.04
tblVehicleEF	MCY	0.44	0.32
tblVehicleEF	MCY	0.15	0.25
tblVehicleEF	MCY	19.12	19.37
tblVehicleEF	MCY	10.00	8.87
tblVehicleEF	MCY	170.19	210.88
tblVehicleEF	MCY	44.81	60.33
tblVehicleEF	MCY	1.15	1.15
tblVehicleEF	MCY	2.0020e-003	1.9620e-003
tblVehicleEF	MCY	3.3000e-003	2.8020e-003
tblVehicleEF	MCY	1.8700e-003	1.8320e-003
tblVehicleEF	MCY	3.0980e-003	2.6300e-003
tblVehicleEF	MCY	1.43	1.45
tblVehicleEF	MCY	0.79	0.81
tblVehicleEF	MCY	0.77	0.78
tblVehicleEF	MCY	2.17	2.18
tblVehicleEF	MCY	0.44	1.74
tblVehicleEF	MCY	2.11	1.87
tblVehicleEF	MCY	2.0780e-003	2.0870e-003
tblVehicleEF	MCY	6.7400e-004	5.9700e-004
tblVehicleEF	MCY	1.43	1.45
tblVehicleEF	MCY	0.79	0.81
tblVehicleEF	MCY	0.77	0.78
tblVehicleEF	MCY	2.69	2.70

Merrill Commerce Center (Phase C Construction - Mitigated) - San Bernardino-South Coast County, Annual

tblVehicleEF	MCY	0.44	1.74
tblVehicleEF	MCY	2.29	2.03
tblVehicleEF	MCY	0.43	0.32
tblVehicleEF	MCY	0.13	0.21
tblVehicleEF	MCY	19.26	19.51
tblVehicleEF	MCY	9.04	7.97
tblVehicleEF	MCY	170.19	210.93
tblVehicleEF	MCY	44.81	58.05
tblVehicleEF	MCY	0.98	0.98
tblVehicleEF	MCY	2.0020e-003	1.9620e-003
tblVehicleEF	MCY	3.3000e-003	2.8020e-003
tblVehicleEF	MCY	1.8700e-003	1.8320e-003
tblVehicleEF	MCY	3.0980e-003	2.6300e-003
tblVehicleEF	MCY	3.08	3.13
tblVehicleEF	MCY	1.21	1.26
tblVehicleEF	MCY	2.05	2.08
tblVehicleEF	MCY	2.12	2.13
tblVehicleEF	MCY	0.44	1.74
tblVehicleEF	MCY	1.82	1.60
tblVehicleEF	MCY	2.0780e-003	2.0870e-003
tblVehicleEF	MCY	6.4900e-004	5.7400e-004
tblVehicleEF	MCY	3.08	3.13
tblVehicleEF	MCY	1.21	1.26
tblVehicleEF	MCY	2.05	2.08
tblVehicleEF	MCY	2.64	2.64
tblVehicleEF	MCY	0.44	1.74
tblVehicleEF	MCY	1.98	1.75

Merrill Commerce Center (Phase C Construction - Mitigated) - San Bernardino-South Coast County, Annual

tblVehicleEF	MCY	0.44	0.32
tblVehicleEF	MCY	0.15	0.24
tblVehicleEF	MCY	18.32	18.54
tblVehicleEF	MCY	9.65	8.53
tblVehicleEF	MCY	170.19	209.44
tblVehicleEF	MCY	44.81	59.57
tblVehicleEF	MCY	1.11	1.11
tblVehicleEF	MCY	2.0020e-003	1.9620e-003
tblVehicleEF	MCY	3.3000e-003	2.8020e-003
tblVehicleEF	MCY	1.8700e-003	1.8320e-003
tblVehicleEF	MCY	3.0980e-003	2.6300e-003
tblVehicleEF	MCY	1.68	1.70
tblVehicleEF	MCY	1.05	1.07
tblVehicleEF	MCY	0.69	0.70
tblVehicleEF	MCY	2.14	2.14
tblVehicleEF	MCY	0.50	2.00
tblVehicleEF	MCY	2.04	1.80
tblVehicleEF	MCY	2.0640e-003	2.0730e-003
tblVehicleEF	MCY	6.6600e-004	5.9000e-004
tblVehicleEF	MCY	1.68	1.70
tblVehicleEF	MCY	1.05	1.07
tblVehicleEF	MCY	0.69	0.70
tblVehicleEF	MCY	2.65	2.66
tblVehicleEF	MCY	0.50	2.00
tblVehicleEF	MCY	2.22	1.96
tblVehicleEF	MDV	8.5490e-003	3.4430e-003
tblVehicleEF	MDV	0.01	0.06

Merrill Commerce Center (Phase C Construction - Mitigated) - San Bernardino-South Coast County, Annual

tblVehicleEF	MDV	0.97	0.80
tblVehicleEF	MDV	2.26	2.68
tblVehicleEF	MDV	424.40	358.68
tblVehicleEF	MDV	95.54	75.12
tblVehicleEF	MDV	0.12	0.07
tblVehicleEF	MDV	1.7550e-003	1.3620e-003
tblVehicleEF	MDV	2.3950e-003	1.6900e-003
tblVehicleEF	MDV	1.6170e-003	1.2560e-003
tblVehicleEF	MDV	2.2020e-003	1.5540e-003
tblVehicleEF	MDV	0.09	0.11
tblVehicleEF	MDV	0.18	0.15
tblVehicleEF	MDV	0.08	0.09
tblVehicleEF	MDV	0.02	0.01
tblVehicleEF	MDV	0.10	0.46
tblVehicleEF	MDV	0.17	0.31
tblVehicleEF	MDV	4.2490e-003	3.5450e-003
tblVehicleEF	MDV	9.9500e-004	7.4300e-004
tblVehicleEF	MDV	0.09	0.11
tblVehicleEF	MDV	0.18	0.15
tblVehicleEF	MDV	0.08	0.09
tblVehicleEF	MDV	0.03	0.02
tblVehicleEF	MDV	0.10	0.46
tblVehicleEF	MDV	0.18	0.34
tblVehicleEF	MDV	9.6990e-003	3.9420e-003
tblVehicleEF	MDV	0.01	0.06
tblVehicleEF	MDV	1.19	0.97
tblVehicleEF	MDV	1.87	2.22

Merrill Commerce Center (Phase C Construction - Mitigated) - San Bernardino-South Coast County, Annual

tblVehicleEF	MDV	461.94	380.41
tblVehicleEF	MDV	95.54	74.23
tblVehicleEF	MDV	0.10	0.06
tblVehicleEF	MDV	1.7550e-003	1.3620e-003
tblVehicleEF	MDV	2.3950e-003	1.6900e-003
tblVehicleEF	MDV	1.6170e-003	1.2560e-003
tblVehicleEF	MDV	2.2020e-003	1.5540e-003
tblVehicleEF	MDV	0.18	0.21
tblVehicleEF	MDV	0.20	0.17
tblVehicleEF	MDV	0.16	0.19
tblVehicleEF	MDV	0.02	0.02
tblVehicleEF	MDV	0.10	0.46
tblVehicleEF	MDV	0.14	0.26
tblVehicleEF	MDV	4.6270e-003	3.7610e-003
tblVehicleEF	MDV	9.8800e-004	7.3500e-004
tblVehicleEF	MDV	0.18	0.21
tblVehicleEF	MDV	0.20	0.17
tblVehicleEF	MDV	0.16	0.19
tblVehicleEF	MDV	0.04	0.02
tblVehicleEF	MDV	0.10	0.46
tblVehicleEF	MDV	0.15	0.28
tblVehicleEF	MDV	8.3240e-003	3.3580e-003
tblVehicleEF	MDV	0.01	0.06
tblVehicleEF	MDV	0.92	0.75
tblVehicleEF	MDV	2.23	2.64
tblVehicleEF	MDV	415.65	353.53
tblVehicleEF	MDV	95.54	75.05

Merrill Commerce Center (Phase C Construction - Mitigated) - San Bernardino-South Coast County, Annual

tblVehicleEF	MDV	0.11	0.06
tblVehicleEF	MDV	1.7550e-003	1.3620e-003
tblVehicleEF	MDV	2.3950e-003	1.6900e-003
tblVehicleEF	MDV	1.6170e-003	1.2560e-003
tblVehicleEF	MDV	2.2020e-003	1.5540e-003
tblVehicleEF	MDV	0.09	0.10
tblVehicleEF	MDV	0.19	0.16
tblVehicleEF	MDV	0.07	0.09
tblVehicleEF	MDV	0.02	0.01
tblVehicleEF	MDV	0.12	0.53
tblVehicleEF	MDV	0.16	0.31
tblVehicleEF	MDV	4.1610e-003	3.4950e-003
tblVehicleEF	MDV	9.9400e-004	7.4300e-004
tblVehicleEF	MDV	0.09	0.10
tblVehicleEF	MDV	0.19	0.16
tblVehicleEF	MDV	0.07	0.09
tblVehicleEF	MDV	0.03	0.02
tblVehicleEF	MDV	0.12	0.53
tblVehicleEF	MDV	0.18	0.34
tblVehicleEF	MH	0.02	3.4970e-003
tblVehicleEF	MH	0.02	0.00
tblVehicleEF	MH	1.71	0.32
tblVehicleEF	MH	5.12	0.00
tblVehicleEF	MH	1,044.82	918.79
tblVehicleEF	MH	58.27	0.00
tblVehicleEF	MH	1.20	3.97
tblVehicleEF	MH	0.01	0.02

Merrill Commerce Center (Phase C Construction - Mitigated) - San Bernardino-South Coast County, Annual

tblVehicleEF	MH	0.03	0.12
tblVehicleEF	MH	9.8200e-004	0.00
tblVehicleEF	MH	3.2250e-003	4.0000e-003
tblVehicleEF	MH	0.03	0.11
tblVehicleEF	MH	9.0300e-004	0.00
tblVehicleEF	MH	1.16	0.00
tblVehicleEF	MH	0.07	0.00
tblVehicleEF	MH	0.41	0.00
tblVehicleEF	MH	0.07	0.08
tblVehicleEF	MH	0.03	0.00
tblVehicleEF	MH	0.30	0.00
tblVehicleEF	MH	0.01	8.6860e-003
tblVehicleEF	MH	6.7200e-004	0.00
tblVehicleEF	MH	1.16	0.00
tblVehicleEF	MH	0.07	0.00
tblVehicleEF	MH	0.41	0.00
tblVehicleEF	MH	0.09	0.09
tblVehicleEF	MH	0.03	0.00
tblVehicleEF	MH	0.33	0.00
tblVehicleEF	MH	0.02	3.4970e-003
tblVehicleEF	MH	0.02	0.00
tblVehicleEF	MH	1.77	0.32
tblVehicleEF	MH	4.67	0.00
tblVehicleEF	MH	1,044.82	918.79
tblVehicleEF	MH	58.27	0.00
tblVehicleEF	MH	1.10	3.73
tblVehicleEF	MH	0.01	0.02

Merrill Commerce Center (Phase C Construction - Mitigated) - San Bernardino-South Coast County, Annual

tblVehicleEF	MH	0.03	0.12
tblVehicleEF	MH	9.8200e-004	0.00
tblVehicleEF	MH	3.2250e-003	4.0000e-003
tblVehicleEF	MH	0.03	0.11
tblVehicleEF	MH	9.0300e-004	0.00
tblVehicleEF	MH	2.28	0.00
tblVehicleEF	MH	0.09	0.00
tblVehicleEF	MH	0.97	0.00
tblVehicleEF	MH	0.07	0.08
tblVehicleEF	MH	0.03	0.00
tblVehicleEF	MH	0.28	0.00
tblVehicleEF	MH	0.01	8.6860e-003
tblVehicleEF	MH	6.6400e-004	0.00
tblVehicleEF	MH	2.28	0.00
tblVehicleEF	MH	0.09	0.00
tblVehicleEF	MH	0.97	0.00
tblVehicleEF	MH	0.09	0.09
tblVehicleEF	MH	0.03	0.00
tblVehicleEF	MH	0.31	0.00
tblVehicleEF	MH	0.02	3.4970e-003
tblVehicleEF	MH	0.02	0.00
tblVehicleEF	MH	1.71	0.32
tblVehicleEF	MH	5.07	0.00
tblVehicleEF	MH	1,044.82	918.79
tblVehicleEF	MH	58.27	0.00
tblVehicleEF	MH	1.17	3.90
tblVehicleEF	MH	0.01	0.02

Merrill Commerce Center (Phase C Construction - Mitigated) - San Bernardino-South Coast County, Annual

tblVehicleEF	MH	0.03	0.12
tblVehicleEF	MH	9.8200e-004	0.00
tblVehicleEF	MH	3.2250e-003	4.0000e-003
tblVehicleEF	MH	0.03	0.11
tblVehicleEF	MH	9.0300e-004	0.00
tblVehicleEF	MH	1.34	0.00
tblVehicleEF	MH	0.09	0.00
tblVehicleEF	MH	0.43	0.00
tblVehicleEF	MH	0.07	0.08
tblVehicleEF	MH	0.03	0.00
tblVehicleEF	MH	0.30	0.00
tblVehicleEF	MH	0.01	8.6860e-003
tblVehicleEF	MH	6.7100e-004	0.00
tblVehicleEF	MH	1.34	0.00
tblVehicleEF	MH	0.09	0.00
tblVehicleEF	MH	0.43	0.00
tblVehicleEF	MH	0.09	0.09
tblVehicleEF	MH	0.03	0.00
tblVehicleEF	MH	0.32	0.00
tblVehicleEF	MHD	0.02	2.9940e-003
tblVehicleEF	MHD	2.1980e-003	9.6000e-004
tblVehicleEF	MHD	0.04	7.1190e-003
tblVehicleEF	MHD	0.29	0.33
tblVehicleEF	MHD	0.20	0.13
tblVehicleEF	MHD	3.68	0.75
tblVehicleEF	MHD	158.15	61.88
tblVehicleEF	MHD	1,094.62	924.73

Merrill Commerce Center (Phase C Construction - Mitigated) - San Bernardino-South Coast County, Annual

tblVehicleEF	MHD	48.60	7.15
tblVehicleEF	MHD	0.42	0.33
tblVehicleEF	MHD	0.62	1.01
tblVehicleEF	MHD	8.1000e-005	2.0700e-004
tblVehicleEF	MHD	2.7670e-003	7.7130e-003
tblVehicleEF	MHD	6.4800e-004	8.3000e-005
tblVehicleEF	MHD	7.7000e-005	1.9800e-004
tblVehicleEF	MHD	2.6430e-003	7.3750e-003
tblVehicleEF	MHD	5.9600e-004	7.6000e-005
tblVehicleEF	MHD	9.1200e-004	4.0900e-004
tblVehicleEF	MHD	0.03	0.01
tblVehicleEF	MHD	0.02	0.01
tblVehicleEF	MHD	5.0100e-004	2.2400e-004
tblVehicleEF	MHD	0.03	9.7180e-003
tblVehicleEF	MHD	0.01	0.08
tblVehicleEF	MHD	0.23	0.04
tblVehicleEF	MHD	1.5190e-003	5.8700e-004
tblVehicleEF	MHD	0.01	8.8120e-003
tblVehicleEF	MHD	5.5000e-004	7.1000e-005
tblVehicleEF	MHD	9.1200e-004	4.0900e-004
tblVehicleEF	MHD	0.03	0.01
tblVehicleEF	MHD	0.03	0.02
tblVehicleEF	MHD	5.0100e-004	2.2400e-004
tblVehicleEF	MHD	0.03	0.01
tblVehicleEF	MHD	0.01	0.08
tblVehicleEF	MHD	0.25	0.04
tblVehicleEF	MHD	0.01	2.8540e-003

Merrill Commerce Center (Phase C Construction - Mitigated) - San Bernardino-South Coast County, Annual

tblVehicleEF	MHD	2.2250e-003	9.7900e-004
tblVehicleEF	MHD	0.04	6.7960e-003
tblVehicleEF	MHD	0.21	0.29
tblVehicleEF	MHD	0.20	0.13
tblVehicleEF	MHD	3.44	0.70
tblVehicleEF	MHD	167.52	61.59
tblVehicleEF	MHD	1,094.62	924.73
tblVehicleEF	MHD	48.60	7.06
tblVehicleEF	MHD	0.44	0.32
tblVehicleEF	MHD	0.58	0.95
tblVehicleEF	MHD	6.8000e-005	1.7800e-004
tblVehicleEF	MHD	2.7670e-003	7.7130e-003
tblVehicleEF	MHD	6.4800e-004	8.3000e-005
tblVehicleEF	MHD	6.5000e-005	1.7000e-004
tblVehicleEF	MHD	2.6430e-003	7.3750e-003
tblVehicleEF	MHD	5.9600e-004	7.6000e-005
tblVehicleEF	MHD	1.7790e-003	7.9800e-004
tblVehicleEF	MHD	0.04	0.02
tblVehicleEF	MHD	0.02	0.01
tblVehicleEF	MHD	1.1090e-003	4.9600e-004
tblVehicleEF	MHD	0.03	9.7970e-003
tblVehicleEF	MHD	0.01	0.08
tblVehicleEF	MHD	0.22	0.03
tblVehicleEF	MHD	1.6070e-003	5.8400e-004
tblVehicleEF	MHD	0.01	8.8120e-003
tblVehicleEF	MHD	5.4600e-004	7.0000e-005
tblVehicleEF	MHD	1.7790e-003	7.9800e-004

Merrill Commerce Center (Phase C Construction - Mitigated) - San Bernardino-South Coast County, Annual

tblVehicleEF	MHD	0.04	0.02
tblVehicleEF	MHD	0.03	0.02
tblVehicleEF	MHD	1.1090e-003	4.9600e-004
tblVehicleEF	MHD	0.03	0.01
tblVehicleEF	MHD	0.01	0.08
tblVehicleEF	MHD	0.24	0.04
tblVehicleEF	MHD	0.02	3.2040e-003
tblVehicleEF	MHD	2.2010e-003	9.6100e-004
tblVehicleEF	MHD	0.04	7.0350e-003
tblVehicleEF	MHD	0.40	0.39
tblVehicleEF	MHD	0.20	0.13
tblVehicleEF	MHD	3.62	0.74
tblVehicleEF	MHD	145.20	62.28
tblVehicleEF	MHD	1,094.62	924.73
tblVehicleEF	MHD	48.60	7.13
tblVehicleEF	MHD	0.40	0.35
tblVehicleEF	MHD	0.61	0.99
tblVehicleEF	MHD	9.8000e-005	2.4800e-004
tblVehicleEF	MHD	2.7670e-003	7.7130e-003
tblVehicleEF	MHD	6.4800e-004	8.3000e-005
tblVehicleEF	MHD	9.4000e-005	2.3700e-004
tblVehicleEF	MHD	2.6430e-003	7.3750e-003
tblVehicleEF	MHD	5.9600e-004	7.6000e-005
tblVehicleEF	MHD	9.3500e-004	4.2100e-004
tblVehicleEF	MHD	0.03	0.02
tblVehicleEF	MHD	0.02	0.02
tblVehicleEF	MHD	4.8700e-004	2.1800e-004

Merrill Commerce Center (Phase C Construction - Mitigated) - San Bernardino-South Coast County, Annual

tblVehicleEF	MHD	0.03	9.7270e-003
tblVehicleEF	MHD	0.01	0.08
tblVehicleEF	MHD	0.22	0.04
tblVehicleEF	MHD	1.3960e-003	5.9100e-004
tblVehicleEF	MHD	0.01	8.8120e-003
tblVehicleEF	MHD	5.4900e-004	7.1000e-005
tblVehicleEF	MHD	9.3500e-004	4.2100e-004
tblVehicleEF	MHD	0.03	0.02
tblVehicleEF	MHD	0.03	0.02
tblVehicleEF	MHD	4.8700e-004	2.1800e-004
tblVehicleEF	MHD	0.03	0.01
tblVehicleEF	MHD	0.01	0.08
tblVehicleEF	MHD	0.25	0.04
tblVehicleEF	OBUS	0.01	8.9910e-003
tblVehicleEF	OBUS	5.5880e-003	5.0340e-003
tblVehicleEF	OBUS	0.02	0.02
tblVehicleEF	OBUS	0.24	0.52
tblVehicleEF	OBUS	0.37	0.59
tblVehicleEF	OBUS	5.06	2.45
tblVehicleEF	OBUS	67.58	67.60
tblVehicleEF	OBUS	1,116.49	1,365.08
tblVehicleEF	OBUS	69.55	20.25
tblVehicleEF	OBUS	0.13	0.25
tblVehicleEF	OBUS	0.43	0.85
tblVehicleEF	OBUS	1.2000e-005	8.5000e-005
tblVehicleEF	OBUS	2.0510e-003	6.3820e-003
tblVehicleEF	OBUS	9.6400e-004	2.3500e-004

Merrill Commerce Center (Phase C Construction - Mitigated) - San Bernardino-South Coast County, Annual

tblVehicleEF	OBUS	1.1000e-005	8.1000e-005
tblVehicleEF	OBUS	1.9380e-003	6.0850e-003
tblVehicleEF	OBUS	8.8700e-004	2.1600e-004
tblVehicleEF	OBUS	1.8580e-003	2.6690e-003
tblVehicleEF	OBUS	0.02	0.03
tblVehicleEF	OBUS	0.03	0.05
tblVehicleEF	OBUS	8.2500e-004	1.1300e-003
tblVehicleEF	OBUS	0.03	0.03
tblVehicleEF	OBUS	0.05	0.32
tblVehicleEF	OBUS	0.32	0.12
tblVehicleEF	OBUS	6.5700e-004	6.4500e-004
tblVehicleEF	OBUS	0.01	0.01
tblVehicleEF	OBUS	7.8400e-004	2.0000e-004
tblVehicleEF	OBUS	1.8580e-003	2.6690e-003
tblVehicleEF	OBUS	0.02	0.03
tblVehicleEF	OBUS	0.04	0.06
tblVehicleEF	OBUS	8.2500e-004	1.1300e-003
tblVehicleEF	OBUS	0.03	0.04
tblVehicleEF	OBUS	0.05	0.32
tblVehicleEF	OBUS	0.35	0.13
tblVehicleEF	OBUS	0.01	9.0700e-003
tblVehicleEF	OBUS	5.7260e-003	5.1780e-003
tblVehicleEF	OBUS	0.02	0.02
tblVehicleEF	OBUS	0.24	0.52
tblVehicleEF	OBUS	0.38	0.60
tblVehicleEF	OBUS	4.64	2.25
tblVehicleEF	OBUS	70.58	66.89

Merrill Commerce Center (Phase C Construction - Mitigated) - San Bernardino-South Coast County, Annual

tblVehicleEF	OBUS	1,116.49	1,365.10
tblVehicleEF	OBUS	69.55	19.90
tblVehicleEF	OBUS	0.13	0.24
tblVehicleEF	OBUS	0.40	0.78
tblVehicleEF	OBUS	1.0000e-005	7.5000e-005
tblVehicleEF	OBUS	2.0510e-003	6.3820e-003
tblVehicleEF	OBUS	9.6400e-004	2.3500e-004
tblVehicleEF	OBUS	1.0000e-005	7.2000e-005
tblVehicleEF	OBUS	1.9380e-003	6.0850e-003
tblVehicleEF	OBUS	8.8700e-004	2.1600e-004
tblVehicleEF	OBUS	3.5980e-003	5.1580e-003
tblVehicleEF	OBUS	0.02	0.03
tblVehicleEF	OBUS	0.03	0.05
tblVehicleEF	OBUS	1.8620e-003	2.5390e-003
tblVehicleEF	OBUS	0.03	0.03
tblVehicleEF	OBUS	0.05	0.32
tblVehicleEF	OBUS	0.30	0.11
tblVehicleEF	OBUS	6.8600e-004	6.3800e-004
tblVehicleEF	OBUS	0.01	0.01
tblVehicleEF	OBUS	7.7700e-004	1.9700e-004
tblVehicleEF	OBUS	3.5980e-003	5.1580e-003
tblVehicleEF	OBUS	0.02	0.03
tblVehicleEF	OBUS	0.04	0.07
tblVehicleEF	OBUS	1.8620e-003	2.5390e-003
tblVehicleEF	OBUS	0.04	0.04
tblVehicleEF	OBUS	0.05	0.32
tblVehicleEF	OBUS	0.33	0.12

Merrill Commerce Center (Phase C Construction - Mitigated) - San Bernardino-South Coast County, Annual

tblVehicleEF	OBUS	0.01	8.9240e-003
tblVehicleEF	OBUS	5.6030e-003	5.0500e-003
tblVehicleEF	OBUS	0.02	0.02
tblVehicleEF	OBUS	0.25	0.52
tblVehicleEF	OBUS	0.37	0.59
tblVehicleEF	OBUS	5.03	2.43
tblVehicleEF	OBUS	63.44	68.58
tblVehicleEF	OBUS	1,116.49	1,365.08
tblVehicleEF	OBUS	69.55	20.22
tblVehicleEF	OBUS	0.12	0.27
tblVehicleEF	OBUS	0.42	0.83
tblVehicleEF	OBUS	1.4000e-005	9.8000e-005
tblVehicleEF	OBUS	2.0510e-003	6.3820e-003
tblVehicleEF	OBUS	9.6400e-004	2.3500e-004
tblVehicleEF	OBUS	1.4000e-005	9.4000e-005
tblVehicleEF	OBUS	1.9380e-003	6.0850e-003
tblVehicleEF	OBUS	8.8700e-004	2.1600e-004
tblVehicleEF	OBUS	1.8980e-003	2.7930e-003
tblVehicleEF	OBUS	0.02	0.03
tblVehicleEF	OBUS	0.03	0.05
tblVehicleEF	OBUS	8.1700e-004	1.1300e-003
tblVehicleEF	OBUS	0.03	0.03
tblVehicleEF	OBUS	0.05	0.34
tblVehicleEF	OBUS	0.31	0.12
tblVehicleEF	OBUS	6.1800e-004	6.5400e-004
tblVehicleEF	OBUS	0.01	0.01
tblVehicleEF	OBUS	7.8400e-004	2.0000e-004

Merrill Commerce Center (Phase C Construction - Mitigated) - San Bernardino-South Coast County, Annual

tblVehicleEF	OBUS	1.8980e-003	2.7930e-003
tblVehicleEF	OBUS	0.02	0.03
tblVehicleEF	OBUS	0.04	0.06
tblVehicleEF	OBUS	8.1700e-004	1.1300e-003
tblVehicleEF	OBUS	0.03	0.04
tblVehicleEF	OBUS	0.05	0.34
tblVehicleEF	OBUS	0.34	0.13
tblVehicleEF	SBUS	0.82	0.05
tblVehicleEF	SBUS	7.8130e-003	5.3990e-003
tblVehicleEF	SBUS	0.06	4.5740e-003
tblVehicleEF	SBUS	6.12	2.19
tblVehicleEF	SBUS	0.49	0.47
tblVehicleEF	SBUS	5.01	0.59
tblVehicleEF	SBUS	1,203.07	329.54
tblVehicleEF	SBUS	1,105.95	1,067.20
tblVehicleEF	SBUS	41.30	3.57
tblVehicleEF	SBUS	8.58	2.94
tblVehicleEF	SBUS	3.25	4.02
tblVehicleEF	SBUS	6.6860e-003	2.6920e-003
tblVehicleEF	SBUS	0.01	0.01
tblVehicleEF	SBUS	0.02	0.02
tblVehicleEF	SBUS	6.3200e-004	3.8000e-005
tblVehicleEF	SBUS	6.3970e-003	2.5760e-003
tblVehicleEF	SBUS	2.7260e-003	2.7350e-003
tblVehicleEF	SBUS	0.02	0.02
tblVehicleEF	SBUS	5.8100e-004	3.5000e-005
tblVehicleEF	SBUS	3.1550e-003	8.0900e-004

Merrill Commerce Center (Phase C Construction - Mitigated) - San Bernardino-South Coast County, Annual

tblVehicleEF	SBUS	0.02	6.0880e-003
tblVehicleEF	SBUS	0.72	0.23
tblVehicleEF	SBUS	1.5070e-003	4.0900e-004
tblVehicleEF	SBUS	0.09	0.08
tblVehicleEF	SBUS	9.7290e-003	0.04
tblVehicleEF	SBUS	0.26	0.03
tblVehicleEF	SBUS	0.01	3.1350e-003
tblVehicleEF	SBUS	0.01	0.01
tblVehicleEF	SBUS	5.0000e-004	3.5000e-005
tblVehicleEF	SBUS	3.1550e-003	8.0900e-004
tblVehicleEF	SBUS	0.02	6.0880e-003
tblVehicleEF	SBUS	1.04	0.32
tblVehicleEF	SBUS	1.5070e-003	4.0900e-004
tblVehicleEF	SBUS	0.11	0.09
tblVehicleEF	SBUS	9.7290e-003	0.04
tblVehicleEF	SBUS	0.29	0.03
tblVehicleEF	SBUS	0.82	0.05
tblVehicleEF	SBUS	7.9420e-003	5.4670e-003
tblVehicleEF	SBUS	0.05	3.7780e-003
tblVehicleEF	SBUS	6.01	2.16
tblVehicleEF	SBUS	0.50	0.47
tblVehicleEF	SBUS	3.43	0.42
tblVehicleEF	SBUS	1,262.44	335.12
tblVehicleEF	SBUS	1,105.95	1,067.21
tblVehicleEF	SBUS	41.30	3.27
tblVehicleEF	SBUS	8.85	2.98
tblVehicleEF	SBUS	3.05	3.77

Merrill Commerce Center (Phase C Construction - Mitigated) - San Bernardino-South Coast County, Annual

tblVehicleEF	SBUS	5.6360e-003	2.2790e-003
tblVehicleEF	SBUS	0.01	0.01
tblVehicleEF	SBUS	0.02	0.02
tblVehicleEF	SBUS	6.3200e-004	3.8000e-005
tblVehicleEF	SBUS	5.3920e-003	2.1800e-003
tblVehicleEF	SBUS	2.7260e-003	2.7350e-003
tblVehicleEF	SBUS	0.02	0.02
tblVehicleEF	SBUS	5.8100e-004	3.5000e-005
tblVehicleEF	SBUS	5.9800e-003	1.4630e-003
tblVehicleEF	SBUS	0.02	6.3280e-003
tblVehicleEF	SBUS	0.72	0.23
tblVehicleEF	SBUS	3.2100e-003	7.8800e-004
tblVehicleEF	SBUS	0.09	0.08
tblVehicleEF	SBUS	8.8900e-003	0.03
tblVehicleEF	SBUS	0.21	0.02
tblVehicleEF	SBUS	0.01	3.1880e-003
tblVehicleEF	SBUS	0.01	0.01
tblVehicleEF	SBUS	4.7300e-004	3.2000e-005
tblVehicleEF	SBUS	5.9800e-003	1.4630e-003
tblVehicleEF	SBUS	0.02	6.3280e-003
tblVehicleEF	SBUS	1.04	0.32
tblVehicleEF	SBUS	3.2100e-003	7.8800e-004
tblVehicleEF	SBUS	0.11	0.09
tblVehicleEF	SBUS	8.8900e-003	0.03
tblVehicleEF	SBUS	0.24	0.02
tblVehicleEF	SBUS	0.82	0.05
tblVehicleEF	SBUS	7.8160e-003	5.3960e-003

Merrill Commerce Center (Phase C Construction - Mitigated) - San Bernardino-South Coast County, Annual

tblVehicleEF	SBUS	0.06	4.6760e-003
tblVehicleEF	SBUS	6.28	2.24
tblVehicleEF	SBUS	0.49	0.46
tblVehicleEF	SBUS	5.06	0.61
tblVehicleEF	SBUS	1,121.07	321.84
tblVehicleEF	SBUS	1,105.95	1,067.20
tblVehicleEF	SBUS	41.30	3.59
tblVehicleEF	SBUS	8.20	2.88
tblVehicleEF	SBUS	3.20	3.96
tblVehicleEF	SBUS	8.1350e-003	3.2630e-003
tblVehicleEF	SBUS	0.01	0.01
tblVehicleEF	SBUS	0.02	0.02
tblVehicleEF	SBUS	6.3200e-004	3.8000e-005
tblVehicleEF	SBUS	7.7830e-003	3.1220e-003
tblVehicleEF	SBUS	2.7260e-003	2.7350e-003
tblVehicleEF	SBUS	0.02	0.02
tblVehicleEF	SBUS	5.8100e-004	3.5000e-005
tblVehicleEF	SBUS	3.0260e-003	7.5100e-004
tblVehicleEF	SBUS	0.02	6.2180e-003
tblVehicleEF	SBUS	0.73	0.23
tblVehicleEF	SBUS	1.4810e-003	4.0900e-004
tblVehicleEF	SBUS	0.09	0.08
tblVehicleEF	SBUS	0.01	0.04
tblVehicleEF	SBUS	0.27	0.03
tblVehicleEF	SBUS	0.01	3.0620e-003
tblVehicleEF	SBUS	0.01	0.01
tblVehicleEF	SBUS	5.0000e-004	3.6000e-005

Merrill Commerce Center (Phase C Construction - Mitigated) - San Bernardino-South Coast County, Annual

tblVehicleEF	SBUS	3.0260e-003	7.5100e-004
tblVehicleEF	SBUS	0.02	6.2180e-003
tblVehicleEF	SBUS	1.05	0.32
tblVehicleEF	SBUS	1.4810e-003	4.0900e-004
tblVehicleEF	SBUS	0.11	0.09
tblVehicleEF	SBUS	0.01	0.04
tblVehicleEF	SBUS	0.29	0.03
tblVehicleEF	UBUS	1.45	4.21
tblVehicleEF	UBUS	0.08	0.02
tblVehicleEF	UBUS	7.26	32.80
tblVehicleEF	UBUS	12.29	1.40
tblVehicleEF	UBUS	1,786.94	1,717.18
tblVehicleEF	UBUS	140.81	16.38
tblVehicleEF	UBUS	3.74	0.36
tblVehicleEF	UBUS	0.51	0.08
tblVehicleEF	UBUS	0.01	0.03
tblVehicleEF	UBUS	0.04	2.7210e-003
tblVehicleEF	UBUS	1.4740e-003	2.1500e-004
tblVehicleEF	UBUS	0.22	0.03
tblVehicleEF	UBUS	3.0000e-003	6.3130e-003
tblVehicleEF	UBUS	0.04	2.5860e-003
tblVehicleEF	UBUS	1.3550e-003	1.9700e-004
tblVehicleEF	UBUS	6.8450e-003	1.9240e-003
tblVehicleEF	UBUS	0.09	0.01
tblVehicleEF	UBUS	3.4980e-003	8.4100e-004
tblVehicleEF	UBUS	0.36	0.06
tblVehicleEF	UBUS	0.02	0.05

Merrill Commerce Center (Phase C Construction - Mitigated) - San Bernardino-South Coast County, Annual

tblVehicleEF	UBUS	1.04	0.07
tblVehicleEF	UBUS	9.2910e-003	3.7330e-003
tblVehicleEF	UBUS	1.6330e-003	1.6200e-004
tblVehicleEF	UBUS	6.8450e-003	1.9240e-003
tblVehicleEF	UBUS	0.09	0.01
tblVehicleEF	UBUS	3.4980e-003	8.4100e-004
tblVehicleEF	UBUS	1.85	4.30
tblVehicleEF	UBUS	0.02	0.05
tblVehicleEF	UBUS	1.13	0.08
tblVehicleEF	UBUS	1.45	4.21
tblVehicleEF	UBUS	0.07	0.02
tblVehicleEF	UBUS	7.32	32.80
tblVehicleEF	UBUS	10.15	1.15
tblVehicleEF	UBUS	1,786.94	1,717.18
tblVehicleEF	UBUS	140.81	15.96
tblVehicleEF	UBUS	3.47	0.36
tblVehicleEF	UBUS	0.51	0.08
tblVehicleEF	UBUS	0.01	0.03
tblVehicleEF	UBUS	0.04	2.7210e-003
tblVehicleEF	UBUS	1.4740e-003	2.1500e-004
tblVehicleEF	UBUS	0.22	0.03
tblVehicleEF	UBUS	3.0000e-003	6.3130e-003
tblVehicleEF	UBUS	0.04	2.5860e-003
tblVehicleEF	UBUS	1.3550e-003	1.9700e-004
tblVehicleEF	UBUS	0.01	3.6430e-003
tblVehicleEF	UBUS	0.11	0.01
tblVehicleEF	UBUS	8.0770e-003	1.8680e-003

Merrill Commerce Center (Phase C Construction - Mitigated) - San Bernardino-South Coast County, Annual

tblVehicleEF	UBUS	0.36	0.06
tblVehicleEF	UBUS	0.02	0.05
tblVehicleEF	UBUS	0.93	0.06
tblVehicleEF	UBUS	9.2920e-003	3.7330e-003
tblVehicleEF	UBUS	1.5960e-003	1.5800e-004
tblVehicleEF	UBUS	0.01	3.6430e-003
tblVehicleEF	UBUS	0.11	0.01
tblVehicleEF	UBUS	8.0770e-003	1.8680e-003
tblVehicleEF	UBUS	1.85	4.30
tblVehicleEF	UBUS	0.02	0.05
tblVehicleEF	UBUS	1.02	0.07
tblVehicleEF	UBUS	1.45	4.21
tblVehicleEF	UBUS	0.08	0.02
tblVehicleEF	UBUS	7.27	32.80
tblVehicleEF	UBUS	11.92	1.37
tblVehicleEF	UBUS	1,786.94	1,717.18
tblVehicleEF	UBUS	140.81	16.32
tblVehicleEF	UBUS	3.67	0.36
tblVehicleEF	UBUS	0.51	0.08
tblVehicleEF	UBUS	0.01	0.03
tblVehicleEF	UBUS	0.04	2.7210e-003
tblVehicleEF	UBUS	1.4740e-003	2.1500e-004
tblVehicleEF	UBUS	0.22	0.03
tblVehicleEF	UBUS	3.0000e-003	6.3130e-003
tblVehicleEF	UBUS	0.04	2.5860e-003
tblVehicleEF	UBUS	1.3550e-003	1.9700e-004
tblVehicleEF	UBUS	7.5030e-003	1.9560e-003

Merrill Commerce Center (Phase C Construction - Mitigated) - San Bernardino-South Coast County, Annual

tblVehicleEF	UBUS	0.11	0.01
tblVehicleEF	UBUS	3.5680e-003	8.2800e-004
tblVehicleEF	UBUS	0.36	0.06
tblVehicleEF	UBUS	0.03	0.05
tblVehicleEF	UBUS	1.02	0.07
tblVehicleEF	UBUS	9.2910e-003	3.7330e-003
tblVehicleEF	UBUS	1.6260e-003	1.6200e-004
tblVehicleEF	UBUS	7.5030e-003	1.9560e-003
tblVehicleEF	UBUS	0.11	0.01
tblVehicleEF	UBUS	3.5680e-003	8.2800e-004
tblVehicleEF	UBUS	1.85	4.30
tblVehicleEF	UBUS	0.03	0.05
tblVehicleEF	UBUS	1.12	0.07
tblVehicleTrips	CC_TL	8.40	0.00
tblVehicleTrips	CC_TL	8.40	0.00
tblVehicleTrips	CC_TTP	28.00	0.00
tblVehicleTrips	CNW_TL	6.90	0.00
tblVehicleTrips	CNW_TL	6.90	0.00
tblVehicleTrips	CNW_TTP	13.00	0.00
tblVehicleTrips	CW_TL	16.60	0.00
tblVehicleTrips	CW_TL	16.60	0.00
tblVehicleTrips	CW_TTP	59.00	0.00
tblVehicleTrips	DV_TP	19.00	0.00
tblVehicleTrips	PB_TP	2.00	0.00
tblVehicleTrips	PR_TP	79.00	0.00
tblVehicleTrips	ST_TR	2.49	0.00
tblVehicleTrips	SU_TR	0.73	0.00

Merrill Commerce Center (Phase C Construction - Mitigated) - San Bernardino-South Coast County, Annual

tblVehicleTrips	WD_TR	6.83	0.00
tblWater	IndoorWaterUseRate	333,231,250.00	0.00

2.0 Emissions Summary

Merrill Commerce Center (Phase C Construction - Mitigated) - San Bernardino-South Coast County, Annual

2.1 Overall Construction**Unmitigated Construction**

	ROG	NOx	CO	SO2	Fugitive PM10	Exhaust PM10	PM10 Total	Fugitive PM2.5	Exhaust PM2.5	PM2.5 Total	Bio- CO2	NBio- CO2	Total CO2	CH4	N2O	CO2e
Year	tons/yr										MT/yr					
2025	3.2700e-003	0.0305	0.0301	7.0000e-005	4.2700e-003	1.2800e-003	5.5600e-003	8.3000e-004	1.1900e-003	2.0200e-003	0.0000	6.0827	6.0827	1.4700e-003	0.0000	6.1194
2026	1.2813	5.1496	4.7523	0.0174	1.3737	0.1554	1.5291	0.4595	0.1442	0.6036	0.0000	1,579.5275	1,579.5275	0.2235	0.0000	1,585.1149
Maximum	1.2813	5.1496	4.7523	0.0174	1.3737	0.1554	1.5291	0.4595	0.1442	0.6036	0.0000	1,579.5275	1,579.5275	0.2235	0.0000	1,585.1149

Mitigated Construction

	ROG	NOx	CO	SO2	Fugitive PM10	Exhaust PM10	PM10 Total	Fugitive PM2.5	Exhaust PM2.5	PM2.5 Total	Bio- CO2	NBio- CO2	Total CO2	CH4	N2O	CO2e
Year	tons/yr										MT/yr					
2025	8.2000e-004	4.6700e-003	0.0359	7.0000e-005	2.7500e-003	1.0000e-004	2.8500e-003	6.0000e-004	1.0000e-004	6.9000e-004	0.0000	6.0827	6.0827	1.4700e-003	0.0000	6.1194
2026	1.0006	2.0051	5.6755	0.0174	1.0042	0.0169	1.0211	0.3054	0.0165	0.3219	0.0000	1,579.5267	1,579.5267	0.2235	0.0000	1,585.1141
Maximum	1.0006	2.0051	5.6755	0.0174	1.0042	0.0169	1.0211	0.3054	0.0165	0.3219	0.0000	1,579.5267	1,579.5267	0.2235	0.0000	1,585.1141

	ROG	NOx	CO	SO2	Fugitive PM10	Exhaust PM10	PM10 Total	Fugitive PM2.5	Exhaust PM2.5	PM2.5 Total	Bio- CO2	NBio- CO2	Total CO2	CH4	N2O	CO2e
Percent Reduction	22.04	61.20	-19.43	0.00	26.92	89.16	33.28	33.52	88.56	46.73	0.00	0.00	0.00	0.00	0.00	0.00

Merrill Commerce Center (Phase C Construction - Mitigated) - San Bernardino-South Coast County, Annual

Quarter	Start Date	End Date	Maximum Unmitigated ROG + NOX (tons/quarter)	Maximum Mitigated ROG + NOX (tons/quarter)
1	12-27-2025	3-26-2026	1.0044	0.1222
2	3-27-2026	6-26-2026	1.3043	0.3775
3	6-27-2026	9-26-2026	1.6703	0.9756
4	9-27-2026	9-30-2026	0.1096	0.0677
		Highest	1.6703	0.9756

2.2 Overall Operational

Unmitigated Operational

	ROG	NOx	CO	SO2	Fugitive PM10	Exhaust PM10	PM10 Total	Fugitive PM2.5	Exhaust PM2.5	PM2.5 Total	Bio- CO2	NBio- CO2	Total CO2	CH4	N2O	CO2e
Category	tons/yr										MT/yr					
Area	5.8921	1.7000e-004	0.0184	0.0000		7.0000e-005	7.0000e-005		7.0000e-005	7.0000e-005	0.0000	0.0359	0.0359	9.0000e-005	0.0000	0.0382
Energy	0.0000	0.0000	0.0000	0.0000		0.0000	0.0000		0.0000	0.0000	0.0000	0.0000	0.0000	0.0000	0.0000	0.0000
Mobile	0.0000	0.0000	0.0000	0.0000	0.0000	0.0000	0.0000	0.0000	0.0000	0.0000	0.0000	0.0000	0.0000	0.0000	0.0000	0.0000
Waste						0.0000	0.0000		0.0000	0.0000	0.0000	0.0000	0.0000	0.0000	0.0000	0.0000
Water						0.0000	0.0000		0.0000	0.0000	0.0000	0.0000	0.0000	0.0000	0.0000	0.0000
Total	5.8921	1.7000e-004	0.0184	0.0000	0.0000	7.0000e-005	7.0000e-005	0.0000	7.0000e-005	7.0000e-005	0.0000	0.0359	0.0359	9.0000e-005	0.0000	0.0382

Merrill Commerce Center (Phase C Construction - Mitigated) - San Bernardino-South Coast County, Annual

2.2 Overall Operational**Mitigated Operational**

	ROG	NOx	CO	SO2	Fugitive PM10	Exhaust PM10	PM10 Total	Fugitive PM2.5	Exhaust PM2.5	PM2.5 Total	Bio- CO2	NBio- CO2	Total CO2	CH4	N2O	CO2e
Category	tons/yr										MT/yr					
Area	5.8921	1.7000e-004	0.0184	0.0000		7.0000e-005	7.0000e-005		7.0000e-005	7.0000e-005	0.0000	0.0359	0.0359	9.0000e-005	0.0000	0.0382
Energy	0.0000	0.0000	0.0000	0.0000		0.0000	0.0000		0.0000	0.0000	0.0000	0.0000	0.0000	0.0000	0.0000	0.0000
Mobile	0.0000	0.0000	0.0000	0.0000	0.0000	0.0000	0.0000	0.0000	0.0000	0.0000	0.0000	0.0000	0.0000	0.0000	0.0000	0.0000
Waste						0.0000	0.0000		0.0000	0.0000	0.0000	0.0000	0.0000	0.0000	0.0000	0.0000
Water						0.0000	0.0000		0.0000	0.0000	0.0000	0.0000	0.0000	0.0000	0.0000	0.0000
Total	5.8921	1.7000e-004	0.0184	0.0000	0.0000	7.0000e-005	7.0000e-005	0.0000	7.0000e-005	7.0000e-005	0.0000	0.0359	0.0359	9.0000e-005	0.0000	0.0382

	ROG	NOx	CO	SO2	Fugitive PM10	Exhaust PM10	PM10 Total	Fugitive PM2.5	Exhaust PM2.5	PM2.5 Total	Bio- CO2	NBio-CO2	Total CO2	CH4	N2O	CO2e
Percent Reduction	0.00	0.00	0.00	0.00	0.00	0.00	0.00	0.00	0.00	0.00	0.00	0.00	0.00	0.00	0.00	0.00

3.0 Construction Detail**Construction Phase**

Merrill Commerce Center (Phase C Construction - Mitigated) - San Bernardino-South Coast County, Annual

Phase Number	Phase Name	Phase Type	Start Date	End Date	Num Days Week	Num Days	Phase Description
1	Demolition	Demolition	12/27/2025	2/6/2026	5	30	
2	Site Preparation	Site Preparation	2/7/2026	3/20/2026	5	30	
3	Grading	Grading	3/21/2026	5/29/2026	5	50	
4	Building Construction	Building Construction	5/30/2026	12/25/2026	5	150	
5	Paving	Paving	9/14/2026	12/25/2026	5	75	
6	Architectural Coating	Architectural Coating	9/14/2026	12/25/2026	5	75	

Acres of Grading (Site Preparation Phase): 105

Acres of Grading (Grading Phase): 200

Acres of Paving: 4.5

Residential Indoor: 0; Residential Outdoor: 0; Non-Residential Indoor: 2,161,500; Non-Residential Outdoor: 720,500; Striped Parking Area: 11,761 (Architectural Coating – sqft)

OffRoad Equipment

Merrill Commerce Center (Phase C Construction - Mitigated) - San Bernardino-South Coast County, Annual

Phase Name	Offroad Equipment Type	Amount	Usage Hours	Horse Power	Load Factor
Demolition	Concrete/Industrial Saws	1	8.00	81	0.73
Demolition	Excavators	3	8.00	158	0.38
Demolition	Rubber Tired Dozers	2	8.00	247	0.40
Site Preparation	Crawler Tractors	4	8.00	212	0.43
Site Preparation	Rubber Tired Dozers	3	8.00	247	0.40
Site Preparation	Tractors/Loaders/Backhoes	0	8.00	97	0.37
Grading	Crawler Tractors	2	8.00	212	0.43
Grading	Excavators	2	8.00	158	0.38
Grading	Graders	1	8.00	187	0.41
Grading	Rubber Tired Dozers	1	8.00	247	0.40
Grading	Scrapers	2	8.00	367	0.48
Grading	Tractors/Loaders/Backhoes	0	8.00	97	0.37
Building Construction	Cranes	1	8.00	231	0.29
Building Construction	Crawler Tractors	3	8.00	212	0.43
Building Construction	Forklifts	3	8.00	89	0.20
Building Construction	Generator Sets	1	8.00	84	0.74
Building Construction	Tractors/Loaders/Backhoes	0	8.00	97	0.37
Building Construction	Welders	1	8.00	46	0.45
Paving	Pavers	2	8.00	130	0.42
Paving	Paving Equipment	2	8.00	132	0.36
Paving	Rollers	2	8.00	80	0.38
Architectural Coating	Air Compressors	1	8.00	78	0.48

Trips and VMT

Merrill Commerce Center (Phase C Construction - Mitigated) - San Bernardino-South Coast County, Annual

Phase Name	Offroad Equipment Count	Worker Trip Number	Vendor Trip Number	Hauling Trip Number	Worker Trip Length	Vendor Trip Length	Hauling Trip Length	Worker Vehicle Class	Vendor Vehicle Class	Hauling Vehicle Class
Demolition	6	15.00	0.00	230.00	14.70	6.90	20.00	LD_Mix	HDT_Mix	HHDT
Site Preparation	7	18.00	0.00	0.00	14.70	6.90	20.00	LD_Mix	HDT_Mix	HHDT
Grading	8	20.00	0.00	0.00	14.70	6.90	20.00	LD_Mix	HDT_Mix	HHDT
Building Construction	9	688.00	268.00	0.00	14.70	6.90	20.00	LD_Mix	HDT_Mix	HHDT
Paving	6	15.00	0.00	0.00	14.70	6.90	20.00	LD_Mix	HDT_Mix	HHDT
Architectural Coating	1	138.00	0.00	0.00	14.70	6.90	20.00	LD_Mix	HDT_Mix	HHDT

3.1 Mitigation Measures Construction

Use Cleaner Engines for Construction Equipment

Water Exposed Area

3.2 Demolition - 2025**Unmitigated Construction On-Site**

	ROG	NOx	CO	SO2	Fugitive PM10	Exhaust PM10	PM10 Total	Fugitive PM2.5	Exhaust PM2.5	PM2.5 Total	Bio- CO2	NBio- CO2	Total CO2	CH4	N2O	CO2e
Category	tons/yr										MT/yr					
Fugitive Dust					2.4900e-003	0.0000	2.4900e-003	3.8000e-004	0.0000	3.8000e-004	0.0000	0.0000	0.0000	0.0000	0.0000	0.0000
Off-Road	3.1400e-003	0.0288	0.0291	6.0000e-005		1.2800e-003	1.2800e-003		1.1900e-003	1.1900e-003	0.0000	5.0997	5.0997	1.4200e-003	0.0000	5.1353
Total	3.1400e-003	0.0288	0.0291	6.0000e-005	2.4900e-003	1.2800e-003	3.7700e-003	3.8000e-004	1.1900e-003	1.5700e-003	0.0000	5.0997	5.0997	1.4200e-003	0.0000	5.1353

Merrill Commerce Center (Phase C Construction - Mitigated) - San Bernardino-South Coast County, Annual

3.2 Demolition - 2025**Unmitigated Construction Off-Site**

	ROG	NOx	CO	SO2	Fugitive PM10	Exhaust PM10	PM10 Total	Fugitive PM2.5	Exhaust PM2.5	PM2.5 Total	Bio- CO2	NBio- CO2	Total CO2	CH4	N2O	CO2e
Category	tons/yr										MT/yr					
Hauling	5.0000e-005	1.6100e-003	3.7000e-004	1.0000e-005	1.5400e-003	0.0000	1.5400e-003	3.8000e-004	0.0000	3.9000e-004	0.0000	0.8066	0.8066	4.0000e-005	0.0000	0.8076
Vendor	0.0000	0.0000	0.0000	0.0000	0.0000	0.0000	0.0000	0.0000	0.0000	0.0000	0.0000	0.0000	0.0000	0.0000	0.0000	0.0000
Worker	8.0000e-005	5.0000e-005	5.8000e-004	0.0000	2.5000e-004	0.0000	2.5000e-004	7.0000e-005	0.0000	7.0000e-005	0.0000	0.1765	0.1765	0.0000	0.0000	0.1766
Total	1.3000e-004	1.6600e-003	9.5000e-004	1.0000e-005	1.7900e-003	0.0000	1.7900e-003	4.5000e-004	0.0000	4.6000e-004	0.0000	0.9831	0.9831	4.0000e-005	0.0000	0.9841

Mitigated Construction On-Site

	ROG	NOx	CO	SO2	Fugitive PM10	Exhaust PM10	PM10 Total	Fugitive PM2.5	Exhaust PM2.5	PM2.5 Total	Bio- CO2	NBio- CO2	Total CO2	CH4	N2O	CO2e
Category	tons/yr										MT/yr					
Fugitive Dust					9.7000e-004	0.0000	9.7000e-004	1.5000e-004	0.0000	1.5000e-004	0.0000	0.0000	0.0000	0.0000	0.0000	0.0000
Off-Road	6.9000e-004	3.0000e-003	0.0349	6.0000e-005		9.0000e-005	9.0000e-005		9.0000e-005	9.0000e-005	0.0000	5.0996	5.0996	1.4200e-003	0.0000	5.1352
Total	6.9000e-004	3.0000e-003	0.0349	6.0000e-005	9.7000e-004	9.0000e-005	1.0600e-003	1.5000e-004	9.0000e-005	2.4000e-004	0.0000	5.0996	5.0996	1.4200e-003	0.0000	5.1352

Merrill Commerce Center (Phase C Construction - Mitigated) - San Bernardino-South Coast County, Annual

3.2 Demolition - 2025**Mitigated Construction Off-Site**

	ROG	NOx	CO	SO2	Fugitive PM10	Exhaust PM10	PM10 Total	Fugitive PM2.5	Exhaust PM2.5	PM2.5 Total	Bio- CO2	NBio- CO2	Total CO2	CH4	N2O	CO2e
Category	tons/yr										MT/yr					
Hauling	5.0000e-005	1.6100e-003	3.7000e-004	1.0000e-005	1.5400e-003	0.0000	1.5400e-003	3.8000e-004	0.0000	3.9000e-004	0.0000	0.8066	0.8066	4.0000e-005	0.0000	0.8076
Vendor	0.0000	0.0000	0.0000	0.0000	0.0000	0.0000	0.0000	0.0000	0.0000	0.0000	0.0000	0.0000	0.0000	0.0000	0.0000	0.0000
Worker	8.0000e-005	5.0000e-005	5.8000e-004	0.0000	2.5000e-004	0.0000	2.5000e-004	7.0000e-005	0.0000	7.0000e-005	0.0000	0.1765	0.1765	0.0000	0.0000	0.1766
Total	1.3000e-004	1.6600e-003	9.5000e-004	1.0000e-005	1.7900e-003	0.0000	1.7900e-003	4.5000e-004	0.0000	4.6000e-004	0.0000	0.9831	0.9831	4.0000e-005	0.0000	0.9841

3.2 Demolition - 2026**Unmitigated Construction On-Site**

	ROG	NOx	CO	SO2	Fugitive PM10	Exhaust PM10	PM10 Total	Fugitive PM2.5	Exhaust PM2.5	PM2.5 Total	Bio- CO2	NBio- CO2	Total CO2	CH4	N2O	CO2e
Category	tons/yr										MT/yr					
Fugitive Dust					0.0224	0.0000	0.0224	3.4000e-003	0.0000	3.4000e-003	0.0000	0.0000	0.0000	0.0000	0.0000	0.0000
Off-Road	0.0283	0.2592	0.2622	5.2000e-004		0.0115	0.0115		0.0107	0.0107	0.0000	45.8968	45.8968	0.0128	0.0000	46.2172
Total	0.0283	0.2592	0.2622	5.2000e-004	0.0224	0.0115	0.0339	3.4000e-003	0.0107	0.0141	0.0000	45.8968	45.8968	0.0128	0.0000	46.2172

Merrill Commerce Center (Phase C Construction - Mitigated) - San Bernardino-South Coast County, Annual

3.2 Demolition - 2026**Unmitigated Construction Off-Site**

	ROG	NOx	CO	SO2	Fugitive PM10	Exhaust PM10	PM10 Total	Fugitive PM2.5	Exhaust PM2.5	PM2.5 Total	Bio- CO2	NBio- CO2	Total CO2	CH4	N2O	CO2e
Category	tons/yr										MT/yr					
Hauling	4.1000e-004	0.0143	3.2900e-003	7.0000e-005	1.9300e-003	2.0000e-005	1.9500e-003	5.3000e-004	2.0000e-005	5.5000e-004	0.0000	7.2213	7.2213	3.5000e-004	0.0000	7.2302
Vendor	0.0000	0.0000	0.0000	0.0000	0.0000	0.0000	0.0000	0.0000	0.0000	0.0000	0.0000	0.0000	0.0000	0.0000	0.0000	0.0000
Worker	6.9000e-004	4.3000e-004	4.8500e-003	2.0000e-005	2.2200e-003	1.0000e-005	2.2300e-003	5.9000e-004	1.0000e-005	6.0000e-004	0.0000	1.5307	1.5307	3.0000e-005	0.0000	1.5315
Total	1.1000e-003	0.0148	8.1400e-003	9.0000e-005	4.1500e-003	3.0000e-005	4.1800e-003	1.1200e-003	3.0000e-005	1.1500e-003	0.0000	8.7520	8.7520	3.8000e-004	0.0000	8.7617

Mitigated Construction On-Site

	ROG	NOx	CO	SO2	Fugitive PM10	Exhaust PM10	PM10 Total	Fugitive PM2.5	Exhaust PM2.5	PM2.5 Total	Bio- CO2	NBio- CO2	Total CO2	CH4	N2O	CO2e
Category	tons/yr										MT/yr					
Fugitive Dust					8.7500e-003	0.0000	8.7500e-003	1.3200e-003	0.0000	1.3200e-003	0.0000	0.0000	0.0000	0.0000	0.0000	0.0000
Off-Road	6.2400e-003	0.0270	0.3143	5.2000e-004		8.3000e-004	8.3000e-004		8.3000e-004	8.3000e-004	0.0000	45.8968	45.8968	0.0128	0.0000	46.2172
Total	6.2400e-003	0.0270	0.3143	5.2000e-004	8.7500e-003	8.3000e-004	9.5800e-003	1.3200e-003	8.3000e-004	2.1500e-003	0.0000	45.8968	45.8968	0.0128	0.0000	46.2172

Merrill Commerce Center (Phase C Construction - Mitigated) - San Bernardino-South Coast County, Annual

3.2 Demolition - 2026**Mitigated Construction Off-Site**

	ROG	NOx	CO	SO2	Fugitive PM10	Exhaust PM10	PM10 Total	Fugitive PM2.5	Exhaust PM2.5	PM2.5 Total	Bio- CO2	NBio- CO2	Total CO2	CH4	N2O	CO2e
Category	tons/yr										MT/yr					
Hauling	4.1000e-004	0.0143	3.2900e-003	7.0000e-005	1.9300e-003	2.0000e-005	1.9500e-003	5.3000e-004	2.0000e-005	5.5000e-004	0.0000	7.2213	7.2213	3.5000e-004	0.0000	7.2302
Vendor	0.0000	0.0000	0.0000	0.0000	0.0000	0.0000	0.0000	0.0000	0.0000	0.0000	0.0000	0.0000	0.0000	0.0000	0.0000	0.0000
Worker	6.9000e-004	4.3000e-004	4.8500e-003	2.0000e-005	2.2200e-003	1.0000e-005	2.2300e-003	5.9000e-004	1.0000e-005	6.0000e-004	0.0000	1.5307	1.5307	3.0000e-005	0.0000	1.5315
Total	1.1000e-003	0.0148	8.1400e-003	9.0000e-005	4.1500e-003	3.0000e-005	4.1800e-003	1.1200e-003	3.0000e-005	1.1500e-003	0.0000	8.7520	8.7520	3.8000e-004	0.0000	8.7617

3.3 Site Preparation - 2026**Unmitigated Construction On-Site**

	ROG	NOx	CO	SO2	Fugitive PM10	Exhaust PM10	PM10 Total	Fugitive PM2.5	Exhaust PM2.5	PM2.5 Total	Bio- CO2	NBio- CO2	Total CO2	CH4	N2O	CO2e
Category	tons/yr										MT/yr					
Fugitive Dust					0.3267	0.0000	0.3267	0.1550	0.0000	0.1550	0.0000	0.0000	0.0000	0.0000	0.0000	0.0000
Off-Road	0.0516	0.5359	0.2611	8.5000e-004		0.0223	0.0223		0.0205	0.0205	0.0000	75.0326	75.0326	0.0243	0.0000	75.6393
Total	0.0516	0.5359	0.2611	8.5000e-004	0.3267	0.0223	0.3490	0.1550	0.0205	0.1755	0.0000	75.0326	75.0326	0.0243	0.0000	75.6393

Merrill Commerce Center (Phase C Construction - Mitigated) - San Bernardino-South Coast County, Annual

3.3 Site Preparation - 2026**Unmitigated Construction Off-Site**

	ROG	NOx	CO	SO2	Fugitive PM10	Exhaust PM10	PM10 Total	Fugitive PM2.5	Exhaust PM2.5	PM2.5 Total	Bio- CO2	NBio- CO2	Total CO2	CH4	N2O	CO2e
Category	tons/yr										MT/yr					
Hauling	0.0000	0.0000	0.0000	0.0000	0.0000	0.0000	0.0000	0.0000	0.0000	0.0000	0.0000	0.0000	0.0000	0.0000	0.0000	0.0000
Vendor	0.0000	0.0000	0.0000	0.0000	0.0000	0.0000	0.0000	0.0000	0.0000	0.0000	0.0000	0.0000	0.0000	0.0000	0.0000	0.0000
Worker	9.2000e-004	5.7000e-004	6.4600e-003	2.0000e-005	2.9600e-003	2.0000e-005	2.9800e-003	7.9000e-004	2.0000e-005	8.0000e-004	0.0000	2.0410	2.0410	4.0000e-005	0.0000	2.0420
Total	9.2000e-004	5.7000e-004	6.4600e-003	2.0000e-005	2.9600e-003	2.0000e-005	2.9800e-003	7.9000e-004	2.0000e-005	8.0000e-004	0.0000	2.0410	2.0410	4.0000e-005	0.0000	2.0420

Mitigated Construction On-Site

	ROG	NOx	CO	SO2	Fugitive PM10	Exhaust PM10	PM10 Total	Fugitive PM2.5	Exhaust PM2.5	PM2.5 Total	Bio- CO2	NBio- CO2	Total CO2	CH4	N2O	CO2e
Category	tons/yr										MT/yr					
Fugitive Dust					0.1274	0.0000	0.1274	0.0604	0.0000	0.0604	0.0000	0.0000	0.0000	0.0000	0.0000	0.0000
Off-Road	0.0105	0.0455	0.3847	8.5000e-004		1.4000e-003	1.4000e-003		1.4000e-003	1.4000e-003	0.0000	75.0325	75.0325	0.0243	0.0000	75.6392
Total	0.0105	0.0455	0.3847	8.5000e-004	0.1274	1.4000e-003	0.1288	0.0604	1.4000e-003	0.0618	0.0000	75.0325	75.0325	0.0243	0.0000	75.6392

Merrill Commerce Center (Phase C Construction - Mitigated) - San Bernardino-South Coast County, Annual

3.3 Site Preparation - 2026**Mitigated Construction Off-Site**

	ROG	NOx	CO	SO2	Fugitive PM10	Exhaust PM10	PM10 Total	Fugitive PM2.5	Exhaust PM2.5	PM2.5 Total	Bio- CO2	NBio- CO2	Total CO2	CH4	N2O	CO2e
Category	tons/yr										MT/yr					
Hauling	0.0000	0.0000	0.0000	0.0000	0.0000	0.0000	0.0000	0.0000	0.0000	0.0000	0.0000	0.0000	0.0000	0.0000	0.0000	0.0000
Vendor	0.0000	0.0000	0.0000	0.0000	0.0000	0.0000	0.0000	0.0000	0.0000	0.0000	0.0000	0.0000	0.0000	0.0000	0.0000	0.0000
Worker	9.2000e-004	5.7000e-004	6.4600e-003	2.0000e-005	2.9600e-003	2.0000e-005	2.9800e-003	7.9000e-004	2.0000e-005	8.0000e-004	0.0000	2.0410	2.0410	4.0000e-005	0.0000	2.0420
Total	9.2000e-004	5.7000e-004	6.4600e-003	2.0000e-005	2.9600e-003	2.0000e-005	2.9800e-003	7.9000e-004	2.0000e-005	8.0000e-004	0.0000	2.0410	2.0410	4.0000e-005	0.0000	2.0420

3.4 Grading - 2026**Unmitigated Construction On-Site**

	ROG	NOx	CO	SO2	Fugitive PM10	Exhaust PM10	PM10 Total	Fugitive PM2.5	Exhaust PM2.5	PM2.5 Total	Bio- CO2	NBio- CO2	Total CO2	CH4	N2O	CO2e
Category	tons/yr										MT/yr					
Fugitive Dust					0.2566	0.0000	0.2566	0.0942	0.0000	0.0942	0.0000	0.0000	0.0000	0.0000	0.0000	0.0000
Off-Road	0.0846	0.8297	0.6520	1.7900e-003		0.0333	0.0333		0.0306	0.0306	0.0000	156.9590	156.9590	0.0508	0.0000	158.2281
Total	0.0846	0.8297	0.6520	1.7900e-003	0.2566	0.0333	0.2899	0.0942	0.0306	0.1248	0.0000	156.9590	156.9590	0.0508	0.0000	158.2281

Merrill Commerce Center (Phase C Construction - Mitigated) - San Bernardino-South Coast County, Annual

3.4 Grading - 2026**Unmitigated Construction Off-Site**

	ROG	NOx	CO	SO2	Fugitive PM10	Exhaust PM10	PM10 Total	Fugitive PM2.5	Exhaust PM2.5	PM2.5 Total	Bio- CO2	NBio- CO2	Total CO2	CH4	N2O	CO2e
Category	tons/yr										MT/yr					
Hauling	0.0000	0.0000	0.0000	0.0000	0.0000	0.0000	0.0000	0.0000	0.0000	0.0000	0.0000	0.0000	0.0000	0.0000	0.0000	0.0000
Vendor	0.0000	0.0000	0.0000	0.0000	0.0000	0.0000	0.0000	0.0000	0.0000	0.0000	0.0000	0.0000	0.0000	0.0000	0.0000	0.0000
Worker	1.7000e-003	1.0600e-003	0.0120	4.0000e-005	5.4800e-003	3.0000e-005	5.5100e-003	1.4600e-003	3.0000e-005	1.4900e-003	0.0000	3.7796	3.7796	8.0000e-005	0.0000	3.7815
Total	1.7000e-003	1.0600e-003	0.0120	4.0000e-005	5.4800e-003	3.0000e-005	5.5100e-003	1.4600e-003	3.0000e-005	1.4900e-003	0.0000	3.7796	3.7796	8.0000e-005	0.0000	3.7815

Mitigated Construction On-Site

	ROG	NOx	CO	SO2	Fugitive PM10	Exhaust PM10	PM10 Total	Fugitive PM2.5	Exhaust PM2.5	PM2.5 Total	Bio- CO2	NBio- CO2	Total CO2	CH4	N2O	CO2e
Category	tons/yr										MT/yr					
Fugitive Dust					0.1001	0.0000	0.1001	0.0367	0.0000	0.0367	0.0000	0.0000	0.0000	0.0000	0.0000	0.0000
Off-Road	0.0220	0.0952	0.8847	1.7900e-003		2.9300e-003	2.9300e-003		2.9300e-003	2.9300e-003	0.0000	156.9588	156.9588	0.0508	0.0000	158.2279
Total	0.0220	0.0952	0.8847	1.7900e-003	0.1001	2.9300e-003	0.1030	0.0367	2.9300e-003	0.0397	0.0000	156.9588	156.9588	0.0508	0.0000	158.2279

Merrill Commerce Center (Phase C Construction - Mitigated) - San Bernardino-South Coast County, Annual

3.4 Grading - 2026**Mitigated Construction Off-Site**

	ROG	NOx	CO	SO2	Fugitive PM10	Exhaust PM10	PM10 Total	Fugitive PM2.5	Exhaust PM2.5	PM2.5 Total	Bio- CO2	NBio- CO2	Total CO2	CH4	N2O	CO2e
Category	tons/yr										MT/yr					
Hauling	0.0000	0.0000	0.0000	0.0000	0.0000	0.0000	0.0000	0.0000	0.0000	0.0000	0.0000	0.0000	0.0000	0.0000	0.0000	0.0000
Vendor	0.0000	0.0000	0.0000	0.0000	0.0000	0.0000	0.0000	0.0000	0.0000	0.0000	0.0000	0.0000	0.0000	0.0000	0.0000	0.0000
Worker	1.7000e-003	1.0600e-003	0.0120	4.0000e-005	5.4800e-003	3.0000e-005	5.5100e-003	1.4600e-003	3.0000e-005	1.4900e-003	0.0000	3.7796	3.7796	8.0000e-005	0.0000	3.7815
Total	1.7000e-003	1.0600e-003	0.0120	4.0000e-005	5.4800e-003	3.0000e-005	5.5100e-003	1.4600e-003	3.0000e-005	1.4900e-003	0.0000	3.7796	3.7796	8.0000e-005	0.0000	3.7815

3.5 Building Construction - 2026**Unmitigated Construction On-Site**

	ROG	NOx	CO	SO2	Fugitive PM10	Exhaust PM10	PM10 Total	Fugitive PM2.5	Exhaust PM2.5	PM2.5 Total	Bio- CO2	NBio- CO2	Total CO2	CH4	N2O	CO2e
Category	tons/yr										MT/yr					
Off-Road	0.1636	1.5926	1.2570	3.2200e-003		0.0649	0.0649		0.0606	0.0606	0.0000	279.5197	279.5197	0.0750	0.0000	281.3956
Total	0.1636	1.5926	1.2570	3.2200e-003		0.0649	0.0649		0.0606	0.0606	0.0000	279.5197	279.5197	0.0750	0.0000	281.3956

Merrill Commerce Center (Phase C Construction - Mitigated) - San Bernardino-South Coast County, Annual

3.5 Building Construction - 2026**Unmitigated Construction Off-Site**

	ROG	NOx	CO	SO2	Fugitive PM10	Exhaust PM10	PM10 Total	Fugitive PM2.5	Exhaust PM2.5	PM2.5 Total	Bio- CO2	NBio- CO2	Total CO2	CH4	N2O	CO2e
Category	tons/yr										MT/yr					
Hauling	0.0000	0.0000	0.0000	0.0000	0.0000	0.0000	0.0000	0.0000	0.0000	0.0000	0.0000	0.0000	0.0000	0.0000	0.0000	0.0000
Vendor	0.0352	1.4154	0.2844	5.0700e-003	0.1267	1.3500e-003	0.1281	0.0366	1.2900e-003	0.0379	0.0000	486.2849	486.2849	0.0263	0.0000	486.9434
Worker	0.1755	0.1093	1.2347	4.3100e-003	0.5658	3.2700e-003	0.5691	0.1503	3.0100e-003	0.1533	0.0000	390.0527	390.0527	7.9100e-003	0.0000	390.2506
Total	0.2107	1.5247	1.5191	9.3800e-003	0.6925	4.6200e-003	0.6971	0.1868	4.3000e-003	0.1911	0.0000	876.3376	876.3376	0.0343	0.0000	877.1940

Mitigated Construction On-Site

	ROG	NOx	CO	SO2	Fugitive PM10	Exhaust PM10	PM10 Total	Fugitive PM2.5	Exhaust PM2.5	PM2.5 Total	Bio- CO2	NBio- CO2	Total CO2	CH4	N2O	CO2e
Category	tons/yr										MT/yr					
Off-Road	0.0395	0.2321	1.6687	3.2200e-003		5.0400e-003	5.0400e-003		5.0400e-003	5.0400e-003	0.0000	279.5194	279.5194	0.0750	0.0000	281.3952
Total	0.0395	0.2321	1.6687	3.2200e-003		5.0400e-003	5.0400e-003		5.0400e-003	5.0400e-003	0.0000	279.5194	279.5194	0.0750	0.0000	281.3952

Merrill Commerce Center (Phase C Construction - Mitigated) - San Bernardino-South Coast County, Annual

3.5 Building Construction - 2026**Mitigated Construction Off-Site**

	ROG	NOx	CO	SO2	Fugitive PM10	Exhaust PM10	PM10 Total	Fugitive PM2.5	Exhaust PM2.5	PM2.5 Total	Bio- CO2	NBio- CO2	Total CO2	CH4	N2O	CO2e
Category	tons/yr										MT/yr					
Hauling	0.0000	0.0000	0.0000	0.0000	0.0000	0.0000	0.0000	0.0000	0.0000	0.0000	0.0000	0.0000	0.0000	0.0000	0.0000	0.0000
Vendor	0.0352	1.4154	0.2844	5.0700e-003	0.1267	1.3500e-003	0.1281	0.0366	1.2900e-003	0.0379	0.0000	486.2849	486.2849	0.0263	0.0000	486.9434
Worker	0.1755	0.1093	1.2347	4.3100e-003	0.5658	3.2700e-003	0.5691	0.1503	3.0100e-003	0.1533	0.0000	390.0527	390.0527	7.9100e-003	0.0000	390.2506
Total	0.2107	1.5247	1.5191	9.3800e-003	0.6925	4.6200e-003	0.6971	0.1868	4.3000e-003	0.1911	0.0000	876.3376	876.3376	0.0343	0.0000	877.1940

3.6 Paving - 2026**Unmitigated Construction On-Site**

	ROG	NOx	CO	SO2	Fugitive PM10	Exhaust PM10	PM10 Total	Fugitive PM2.5	Exhaust PM2.5	PM2.5 Total	Bio- CO2	NBio- CO2	Total CO2	CH4	N2O	CO2e
Category	tons/yr										MT/yr					
Off-Road	0.0343	0.3218	0.5467	8.5000e-004		0.0157	0.0157		0.0144	0.0144	0.0000	75.0722	75.0722	0.0243	0.0000	75.6792
Paving	5.9000e-003					0.0000	0.0000		0.0000	0.0000	0.0000	0.0000	0.0000	0.0000	0.0000	0.0000
Total	0.0402	0.3218	0.5467	8.5000e-004		0.0157	0.0157		0.0144	0.0144	0.0000	75.0722	75.0722	0.0243	0.0000	75.6792

Merrill Commerce Center (Phase C Construction - Mitigated) - San Bernardino-South Coast County, Annual

3.6 Paving - 2026**Unmitigated Construction Off-Site**

	ROG	NOx	CO	SO2	Fugitive PM10	Exhaust PM10	PM10 Total	Fugitive PM2.5	Exhaust PM2.5	PM2.5 Total	Bio- CO2	NBio- CO2	Total CO2	CH4	N2O	CO2e
Category	tons/yr										MT/yr					
Hauling	0.0000	0.0000	0.0000	0.0000	0.0000	0.0000	0.0000	0.0000	0.0000	0.0000	0.0000	0.0000	0.0000	0.0000	0.0000	0.0000
Vendor	0.0000	0.0000	0.0000	0.0000	0.0000	0.0000	0.0000	0.0000	0.0000	0.0000	0.0000	0.0000	0.0000	0.0000	0.0000	0.0000
Worker	1.9100e-003	1.1900e-003	0.0135	5.0000e-005	6.1700e-003	4.0000e-005	6.2000e-003	1.6400e-003	3.0000e-005	1.6700e-003	0.0000	4.2520	4.2520	9.0000e-005	0.0000	4.2542
Total	1.9100e-003	1.1900e-003	0.0135	5.0000e-005	6.1700e-003	4.0000e-005	6.2000e-003	1.6400e-003	3.0000e-005	1.6700e-003	0.0000	4.2520	4.2520	9.0000e-005	0.0000	4.2542

Mitigated Construction On-Site

	ROG	NOx	CO	SO2	Fugitive PM10	Exhaust PM10	PM10 Total	Fugitive PM2.5	Exhaust PM2.5	PM2.5 Total	Bio- CO2	NBio- CO2	Total CO2	CH4	N2O	CO2e
Category	tons/yr										MT/yr					
Off-Road	0.0105	0.0456	0.6486	8.5000e-004		1.4000e-003	1.4000e-003		1.4000e-003	1.4000e-003	0.0000	75.0721	75.0721	0.0243	0.0000	75.6791
Paving	5.9000e-003					0.0000	0.0000		0.0000	0.0000	0.0000	0.0000	0.0000	0.0000	0.0000	0.0000
Total	0.0164	0.0456	0.6486	8.5000e-004		1.4000e-003	1.4000e-003		1.4000e-003	1.4000e-003	0.0000	75.0721	75.0721	0.0243	0.0000	75.6791

Merrill Commerce Center (Phase C Construction - Mitigated) - San Bernardino-South Coast County, Annual

3.6 Paving - 2026**Mitigated Construction Off-Site**

	ROG	NOx	CO	SO2	Fugitive PM10	Exhaust PM10	PM10 Total	Fugitive PM2.5	Exhaust PM2.5	PM2.5 Total	Bio- CO2	NBio- CO2	Total CO2	CH4	N2O	CO2e
Category	tons/yr										MT/yr					
Hauling	0.0000	0.0000	0.0000	0.0000	0.0000	0.0000	0.0000	0.0000	0.0000	0.0000	0.0000	0.0000	0.0000	0.0000	0.0000	0.0000
Vendor	0.0000	0.0000	0.0000	0.0000	0.0000	0.0000	0.0000	0.0000	0.0000	0.0000	0.0000	0.0000	0.0000	0.0000	0.0000	0.0000
Worker	1.9100e-003	1.1900e-003	0.0135	5.0000e-005	6.1700e-003	4.0000e-005	6.2000e-003	1.6400e-003	3.0000e-005	1.6700e-003	0.0000	4.2520	4.2520	9.0000e-005	0.0000	4.2542
Total	1.9100e-003	1.1900e-003	0.0135	5.0000e-005	6.1700e-003	4.0000e-005	6.2000e-003	1.6400e-003	3.0000e-005	1.6700e-003	0.0000	4.2520	4.2520	9.0000e-005	0.0000	4.2542

3.7 Architectural Coating - 2026**Unmitigated Construction On-Site**

	ROG	NOx	CO	SO2	Fugitive PM10	Exhaust PM10	PM10 Total	Fugitive PM2.5	Exhaust PM2.5	PM2.5 Total	Bio- CO2	NBio- CO2	Total CO2	CH4	N2O	CO2e
Category	tons/yr										MT/yr					
Archit. Coating	0.6706					0.0000	0.0000		0.0000	0.0000	0.0000	0.0000	0.0000	0.0000	0.0000	0.0000
Off-Road	8.5400e-003	0.0573	0.0905	1.5000e-004		2.5800e-003	2.5800e-003		2.5800e-003	2.5800e-003	0.0000	12.7663	12.7663	7.0000e-004	0.0000	12.7837
Total	0.6792	0.0573	0.0905	1.5000e-004		2.5800e-003	2.5800e-003		2.5800e-003	2.5800e-003	0.0000	12.7663	12.7663	7.0000e-004	0.0000	12.7837

Merrill Commerce Center (Phase C Construction - Mitigated) - San Bernardino-South Coast County, Annual

3.7 Architectural Coating - 2026**Unmitigated Construction Off-Site**

	ROG	NOx	CO	SO2	Fugitive PM10	Exhaust PM10	PM10 Total	Fugitive PM2.5	Exhaust PM2.5	PM2.5 Total	Bio- CO2	NBio- CO2	Total CO2	CH4	N2O	CO2e
Category	tons/yr										MT/yr					
Hauling	0.0000	0.0000	0.0000	0.0000	0.0000	0.0000	0.0000	0.0000	0.0000	0.0000	0.0000	0.0000	0.0000	0.0000	0.0000	0.0000
Vendor	0.0000	0.0000	0.0000	0.0000	0.0000	0.0000	0.0000	0.0000	0.0000	0.0000	0.0000	0.0000	0.0000	0.0000	0.0000	0.0000
Worker	0.0176	0.0110	0.1238	4.3000e-004	0.0567	3.3000e-004	0.0571	0.0151	3.0000e-004	0.0154	0.0000	39.1187	39.1187	7.9000e-004	0.0000	39.1385
Total	0.0176	0.0110	0.1238	4.3000e-004	0.0567	3.3000e-004	0.0571	0.0151	3.0000e-004	0.0154	0.0000	39.1187	39.1187	7.9000e-004	0.0000	39.1385

Mitigated Construction On-Site

	ROG	NOx	CO	SO2	Fugitive PM10	Exhaust PM10	PM10 Total	Fugitive PM2.5	Exhaust PM2.5	PM2.5 Total	Bio- CO2	NBio- CO2	Total CO2	CH4	N2O	CO2e
Category	tons/yr										MT/yr					
Archit. Coating	0.6706					0.0000	0.0000		0.0000	0.0000	0.0000	0.0000	0.0000	0.0000	0.0000	0.0000
Off-Road	1.4900e-003	6.4400e-003	0.0916	1.5000e-004		2.0000e-004	2.0000e-004		2.0000e-004	2.0000e-004	0.0000	12.7663	12.7663	7.0000e-004	0.0000	12.7837
Total	0.6721	6.4400e-003	0.0916	1.5000e-004		2.0000e-004	2.0000e-004		2.0000e-004	2.0000e-004	0.0000	12.7663	12.7663	7.0000e-004	0.0000	12.7837

Merrill Commerce Center (Phase C Construction - Mitigated) - San Bernardino-South Coast County, Annual

3.7 Architectural Coating - 2026**Mitigated Construction Off-Site**

	ROG	NOx	CO	SO2	Fugitive PM10	Exhaust PM10	PM10 Total	Fugitive PM2.5	Exhaust PM2.5	PM2.5 Total	Bio- CO2	NBio- CO2	Total CO2	CH4	N2O	CO2e
Category	tons/yr										MT/yr					
Hauling	0.0000	0.0000	0.0000	0.0000	0.0000	0.0000	0.0000	0.0000	0.0000	0.0000	0.0000	0.0000	0.0000	0.0000	0.0000	0.0000
Vendor	0.0000	0.0000	0.0000	0.0000	0.0000	0.0000	0.0000	0.0000	0.0000	0.0000	0.0000	0.0000	0.0000	0.0000	0.0000	0.0000
Worker	0.0176	0.0110	0.1238	4.3000e-004	0.0567	3.3000e-004	0.0571	0.0151	3.0000e-004	0.0154	0.0000	39.1187	39.1187	7.9000e-004	0.0000	39.1385
Total	0.0176	0.0110	0.1238	4.3000e-004	0.0567	3.3000e-004	0.0571	0.0151	3.0000e-004	0.0154	0.0000	39.1187	39.1187	7.9000e-004	0.0000	39.1385

4.0 Operational Detail - Mobile**4.1 Mitigation Measures Mobile**

Merrill Commerce Center (Phase C Construction - Mitigated) - San Bernardino-South Coast County, Annual

	ROG	NOx	CO	SO2	Fugitive PM10	Exhaust PM10	PM10 Total	Fugitive PM2.5	Exhaust PM2.5	PM2.5 Total	Bio- CO2	NBio- CO2	Total CO2	CH4	N2O	CO2e
Category	tons/yr										MT/yr					
Mitigated	0.0000	0.0000	0.0000	0.0000	0.0000	0.0000	0.0000	0.0000	0.0000	0.0000	0.0000	0.0000	0.0000	0.0000	0.0000	0.0000
Unmitigated	0.0000	0.0000	0.0000	0.0000	0.0000	0.0000	0.0000	0.0000	0.0000	0.0000	0.0000	0.0000	0.0000	0.0000	0.0000	0.0000

4.2 Trip Summary Information

Land Use	Average Daily Trip Rate			Unmitigated	Mitigated
	Weekday	Saturday	Sunday	Annual VMT	Annual VMT
Industrial Park	0.00	0.00	0.00		
Other Asphalt Surfaces	0.00	0.00	0.00		
Total	0.00	0.00	0.00		

4.3 Trip Type Information

Land Use	Miles			Trip %			Trip Purpose %		
	H-W or C-W	H-S or C-C	H-O or C-NW	H-W or C-W	H-S or C-C	H-O or C-NW	Primary	Diverted	Pass-by
Industrial Park	0.00	0.00	0.00	0.00	0.00	0.00	0	0	0
Other Asphalt Surfaces	0.00	0.00	0.00	0.00	0.00	0.00	0	0	0

4.4 Fleet Mix

Land Use	LDA	LDT1	LDT2	MDV	LHD1	LHD2	MHD	HHD	OBUS	UBUS	MCY	SBUS	MH
Industrial Park	0.563053	0.034533	0.183140	0.107369	0.012818	0.004557	0.018775	0.065829	0.001369	0.001425	0.005594	0.000793	0.000745
Other Asphalt Surfaces	0.563053	0.034533	0.183140	0.107369	0.012818	0.004557	0.018775	0.065829	0.001369	0.001425	0.005594	0.000793	0.000745

Merrill Commerce Center (Phase C Construction - Mitigated) - San Bernardino-South Coast County, Annual

5.0 Energy Detail

Historical Energy Use: N

5.1 Mitigation Measures Energy

[illegible]

Merrill Commerce Center (Phase C Construction - Mitigated) - San Bernardino-South Coast County, Annual

5.2 Energy by Land Use - NaturalGas

Unmitigated

[illegible]

Mitigated

[illegible]

Merrill Commerce Center (Phase C Construction - Mitigated) - San Bernardino-South Coast County, Annual

5.3 Energy by Land Use - Electricity**Unmitigated**

	Electricity Use	Total CO2	CH4	N2O	CO2e
Land Use	kWh/yr	MT/yr			
Industrial Park	0	0.0000	0.0000	0.0000	0.0000
Other Asphalt Surfaces	0	0.0000	0.0000	0.0000	0.0000
Total		0.0000	0.0000	0.0000	0.0000

Mitigated

	Electricity Use	Total CO2	CH4	N2O	CO2e
Land Use	kWh/yr	MT/yr			
Industrial Park	0	0.0000	0.0000	0.0000	0.0000
Other Asphalt Surfaces	0	0.0000	0.0000	0.0000	0.0000
Total		0.0000	0.0000	0.0000	0.0000

6.0 Area Detail**6.1 Mitigation Measures Area**

Merrill Commerce Center (Phase C Construction - Mitigated) - San Bernardino-South Coast County, Annual

	ROG	NOx	CO	SO2	Fugitive PM10	Exhaust PM10	PM10 Total	Fugitive PM2.5	Exhaust PM2.5	PM2.5 Total	Bio- CO2	NBio- CO2	Total CO2	CH4	N2O	CO2e
Category	tons/yr										MT/yr					
Mitigated	5.8921	1.7000e-004	0.0184	0.0000		7.0000e-005	7.0000e-005		7.0000e-005	7.0000e-005	0.0000	0.0359	0.0359	9.0000e-005	0.0000	0.0382
Unmitigated	5.8921	1.7000e-004	0.0184	0.0000		7.0000e-005	7.0000e-005		7.0000e-005	7.0000e-005	0.0000	0.0359	0.0359	9.0000e-005	0.0000	0.0382

6.2 Area by SubCategory

Unmitigated

	ROG	NOx	CO	SO2	Fugitive PM10	Exhaust PM10	PM10 Total	Fugitive PM2.5	Exhaust PM2.5	PM2.5 Total	Bio- CO2	NBio- CO2	Total CO2	CH4	N2O	CO2e
SubCategory	tons/yr										MT/yr					
Architectural Coating	0.6706					0.0000	0.0000		0.0000	0.0000	0.0000	0.0000	0.0000	0.0000	0.0000	0.0000
Consumer Products	5.2197					0.0000	0.0000		0.0000	0.0000	0.0000	0.0000	0.0000	0.0000	0.0000	0.0000
Landscaping	1.6900e-003	1.7000e-004	0.0184	0.0000		7.0000e-005	7.0000e-005		7.0000e-005	7.0000e-005	0.0000	0.0359	0.0359	9.0000e-005	0.0000	0.0382
Total	5.8920	1.7000e-004	0.0184	0.0000		7.0000e-005	7.0000e-005		7.0000e-005	7.0000e-005	0.0000	0.0359	0.0359	9.0000e-005	0.0000	0.0382

Merrill Commerce Center (Phase C Construction - Mitigated) - San Bernardino-South Coast County, Annual

6.2 Area by SubCategory**Mitigated**

	ROG	NOx	CO	SO2	Fugitive PM10	Exhaust PM10	PM10 Total	Fugitive PM2.5	Exhaust PM2.5	PM2.5 Total	Bio- CO2	NBio- CO2	Total CO2	CH4	N2O	CO2e
SubCategory	tons/yr										MT/yr					
Architectural Coating	0.6706					0.0000	0.0000		0.0000	0.0000	0.0000	0.0000	0.0000	0.0000	0.0000	0.0000
Consumer Products	5.2197					0.0000	0.0000		0.0000	0.0000	0.0000	0.0000	0.0000	0.0000	0.0000	0.0000
Landscaping	1.6900e-003	1.7000e-004	0.0184	0.0000		7.0000e-005	7.0000e-005		7.0000e-005	7.0000e-005	0.0000	0.0359	0.0359	9.0000e-005	0.0000	0.0382
Total	5.8920	1.7000e-004	0.0184	0.0000		7.0000e-005	7.0000e-005		7.0000e-005	7.0000e-005	0.0000	0.0359	0.0359	9.0000e-005	0.0000	0.0382

7.0 Water Detail**7.1 Mitigation Measures Water**

Merrill Commerce Center (Phase C Construction - Mitigated) - San Bernardino-South Coast County, Annual

	Total CO2	CH4	N2O	CO2e
Category	MT/yr			
Mitigated	0.0000	0.0000	0.0000	0.0000
Unmitigated	0.0000	0.0000	0.0000	0.0000

7.2 Water by Land Use

Unmitigated

	Indoor/Outdoor Use	Total CO2	CH4	N2O	CO2e
Land Use	Mgal	MT/yr			
Industrial Park	0 / 0	0.0000	0.0000	0.0000	0.0000
Other Asphalt Surfaces	0 / 0	0.0000	0.0000	0.0000	0.0000
Total		0.0000	0.0000	0.0000	0.0000

Merrill Commerce Center (Phase C Construction - Mitigated) - San Bernardino-South Coast County, Annual

7.2 Water by Land Use**Mitigated**

	Indoor/Outdoor Use	Total CO2	CH4	N2O	CO2e
Land Use	Mgal	MT/yr			
Industrial Park	0 / 0	0.0000	0.0000	0.0000	0.0000
Other Asphalt Surfaces	0 / 0	0.0000	0.0000	0.0000	0.0000
Total		0.0000	0.0000	0.0000	0.0000

8.0 Waste Detail**8.1 Mitigation Measures Waste****Category/Year**

	Total CO2	CH4	N2O	CO2e
	MT/yr			
Mitigated	0.0000	0.0000	0.0000	0.0000
Unmitigated	0.0000	0.0000	0.0000	0.0000

Merrill Commerce Center (Phase C Construction - Mitigated) - San Bernardino-South Coast County, Annual

8.2 Waste by Land Use**Unmitigated**

	Waste Disposed	Total CO2	CH4	N2O	CO2e
Land Use	tons	MT/yr			
Industrial Park	0	0.0000	0.0000	0.0000	0.0000
Other Asphalt Surfaces	0	0.0000	0.0000	0.0000	0.0000
Total		0.0000	0.0000	0.0000	0.0000

Mitigated

	Waste Disposed	Total CO2	CH4	N2O	CO2e
Land Use	tons	MT/yr			
Industrial Park	0	0.0000	0.0000	0.0000	0.0000
Other Asphalt Surfaces	0	0.0000	0.0000	0.0000	0.0000
Total		0.0000	0.0000	0.0000	0.0000

9.0 Operational Offroad

Equipment Type	Number	Hours/Day	Days/Year	Horse Power	Load Factor	Fuel Type
----------------	--------	-----------	-----------	-------------	-------------	-----------

Merrill Commerce Center (Phase C Construction - Mitigated) - San Bernardino-South Coast County, Annual

10.0 Stationary Equipment

Fire Pumps and Emergency Generators

Equipment Type	Number	Hours/Day	Hours/Year	Horse Power	Load Factor	Fuel Type
----------------	--------	-----------	------------	-------------	-------------	-----------

Boilers

Equipment Type	Number	Heat Input/Day	Heat Input/Year	Boiler Rating	Fuel Type
----------------	--------	----------------	-----------------	---------------	-----------

User Defined Equipment

Equipment Type	Number
----------------	--------

11.0 Vegetation

Merrill Commerce Center (Phase C Construction - Mitigated) - San Bernardino-South Coast County, Summer

Merrill Commerce Center (Phase C Construction - Mitigated)
San Bernardino-South Coast County, Summer

1.0 Project Characteristics

1.1 Land Usage

Land Uses	Size	Metric	Lot Acreage	Floor Surface Area	Population
Industrial Park	1,441.00	1000sqft	55.10	1,441,000.00	0
Other Asphalt Surfaces	4.50	Acre	4.50	196,020.00	0

1.2 Other Project Characteristics

Urbanization	Urban	Wind Speed (m/s)	2.2	Precipitation Freq (Days)	32
Climate Zone	10			Operational Year	2026
Utility Company	Southern California Edison				
CO2 Intensity (lb/MW hr)	702.44	CH4 Intensity (lb/MW hr)	0.029	N2O Intensity (lb/MW hr)	0.006

1.3 User Entered Comments & Non-Default Data

Merrill Commerce Center (Phase C Construction - Mitigated) - San Bernardino-South Coast County, Summer

Project Characteristics -

Land Use - PA1A=22.9 acres; PA3A=5.7 acres; PA4A=5.8 acres; PA5A=11.2 acres; PA6A=9.5 acres ROWD = 4.50 acres (total ROWD is 28.4 acres, the ROWD was split proportionally b/w each Phase)

Construction Phase - Construction Schedule adjusted to meet the 2026 OY.

Off-road Equipment - Hours are based on an 8-hour workday.

Off-road Equipment - Crawler Tractors used in lieu of Tractors/Loaders/Backhoes.

Off-road Equipment - Crawler Tractors used in lieu of Tractors/Loaders/Backhoes.

Off-road Equipment -

Off-road Equipment - Crawler Tractors used in lieu of Tractors/Loaders/Backhoes.

Demolition -

Grading - For purposes of analysis, total acres graded per day is based on the equipment specific grading rates (CalEEMod Appendix A) and the equipment list.

Architectural Coating - The Project shall utilize "Super-Compliant" low VOC paints. Super-Compliant low VOC paints shall be no more than 10g/L of VOC.

Vehicle Trips - Construction Run Only.

Energy Use - Construction Run Only.

Water And Wastewater - Construction Run Only.

Solid Waste - Construction Run Only.

Construction Off-road Equipment Mitigation - All construction equipment shall comply with EPA/CARB Tier 4 emissions standards

Vehicle Emission Factors - EMFAC2017

Vehicle Emission Factors - EMFAC2017

Vehicle Emission Factors - EMFAC2017

Table Name	Column Name	Default Value	New Value
tblArchitecturalCoating	EF_Nonresidential_Exterior	100.00	10.00
tblArchitecturalCoating	EF_Nonresidential_Interior	100.00	10.00
tblArchitecturalCoating	EF_Parking	100.00	10.00
tblConstEquipMitigation	NumberOfEquipmentMitigated	0.00	1.00
tblConstEquipMitigation	NumberOfEquipmentMitigated	0.00	1.00
tblConstEquipMitigation	NumberOfEquipmentMitigated	0.00	1.00

Merrill Commerce Center (Phase C Construction - Mitigated) - San Bernardino-South Coast County, Summer

tblConstEquipMitigation	NumberOfEquipmentMitigated	0.00	9.00
tblConstEquipMitigation	NumberOfEquipmentMitigated	0.00	5.00
tblConstEquipMitigation	NumberOfEquipmentMitigated	0.00	3.00
tblConstEquipMitigation	NumberOfEquipmentMitigated	0.00	1.00
tblConstEquipMitigation	NumberOfEquipmentMitigated	0.00	1.00
tblConstEquipMitigation	NumberOfEquipmentMitigated	0.00	2.00
tblConstEquipMitigation	NumberOfEquipmentMitigated	0.00	2.00
tblConstEquipMitigation	NumberOfEquipmentMitigated	0.00	2.00
tblConstEquipMitigation	NumberOfEquipmentMitigated	0.00	6.00
tblConstEquipMitigation	NumberOfEquipmentMitigated	0.00	2.00
tblConstEquipMitigation	NumberOfEquipmentMitigated	0.00	1.00
tblConstEquipMitigation	Tier	No Change	Tier 4 Final
tblConstEquipMitigation	Tier	No Change	Tier 4 Final
tblConstEquipMitigation	Tier	No Change	Tier 4 Final
tblConstEquipMitigation	Tier	No Change	Tier 4 Final
tblConstEquipMitigation	Tier	No Change	Tier 4 Final
tblConstEquipMitigation	Tier	No Change	Tier 4 Final
tblConstEquipMitigation	Tier	No Change	Tier 4 Final
tblConstEquipMitigation	Tier	No Change	Tier 4 Final
tblConstEquipMitigation	Tier	No Change	Tier 4 Final
tblConstEquipMitigation	Tier	No Change	Tier 4 Final
tblConstEquipMitigation	Tier	No Change	Tier 4 Final
tblConstEquipMitigation	Tier	No Change	Tier 4 Final
tblConstEquipMitigation	Tier	No Change	Tier 4 Final
tblConstEquipMitigation	Tier	No Change	Tier 4 Final
tblConstructionPhase	NumDays	70.00	30.00
tblConstructionPhase	NumDays	40.00	30.00

Merrill Commerce Center (Phase C Construction - Mitigated) - San Bernardino-South Coast County, Summer

tblConstructionPhase	NumDays	110.00	50.00
tblConstructionPhase	NumDays	1,110.00	150.00
tblEnergyUse	LightingElect	3.66	0.00
tblEnergyUse	NT24E	2.79	0.00
tblEnergyUse	T24E	3.07	0.00
tblEnergyUse	T24NG	3.47	0.00
tblGrading	AcresOfGrading	175.00	200.00
tblGrading	AcresOfGrading	60.00	105.00
tblLandUse	LotAcreage	33.08	55.10
tblOffRoadEquipment	OffRoadEquipmentUnitAmount	4.00	0.00
tblOffRoadEquipment	OffRoadEquipmentUnitAmount	2.00	0.00
tblOffRoadEquipment	OffRoadEquipmentUnitAmount	3.00	0.00
tblOffRoadEquipment	UsageHours	6.00	8.00
tblOffRoadEquipment	UsageHours	7.00	8.00
tblOffRoadEquipment	UsageHours	7.00	8.00
tblSolidWaste	SolidWasteGenerationRate	1,786.84	0.00
tblVehicleEF	HHD	0.92	0.03
tblVehicleEF	HHD	0.04	0.05
tblVehicleEF	HHD	0.07	0.00
tblVehicleEF	HHD	2.17	8.62
tblVehicleEF	HHD	0.53	0.33
tblVehicleEF	HHD	1.59	2.0270e-003
tblVehicleEF	HHD	6,400.87	1,349.94
tblVehicleEF	HHD	1,416.89	1,232.49
tblVehicleEF	HHD	5.07	0.02
tblVehicleEF	HHD	18.23	7.03
tblVehicleEF	HHD	1.21	2.11

Merrill Commerce Center (Phase C Construction - Mitigated) - San Bernardino-South Coast County, Summer

tblVehicleEF	HHD	4.4310e-003	2.8590e-003
tblVehicleEF	HHD	0.06	0.06
tblVehicleEF	HHD	0.04	0.04
tblVehicleEF	HHD	5.1970e-003	0.03
tblVehicleEF	HHD	4.6000e-005	0.00
tblVehicleEF	HHD	4.2390e-003	2.7350e-003
tblVehicleEF	HHD	0.03	0.03
tblVehicleEF	HHD	8.8770e-003	8.9130e-003
tblVehicleEF	HHD	4.9720e-003	0.02
tblVehicleEF	HHD	4.3000e-005	0.00
tblVehicleEF	HHD	6.6000e-005	1.0000e-006
tblVehicleEF	HHD	2.4120e-003	4.5000e-005
tblVehicleEF	HHD	0.57	0.58
tblVehicleEF	HHD	4.1000e-005	1.0000e-006
tblVehicleEF	HHD	0.06	0.02
tblVehicleEF	HHD	1.5700e-004	2.2600e-004
tblVehicleEF	HHD	0.04	1.0000e-006
tblVehicleEF	HHD	0.06	0.01
tblVehicleEF	HHD	0.01	0.01
tblVehicleEF	HHD	7.7000e-005	0.00
tblVehicleEF	HHD	6.6000e-005	1.0000e-006
tblVehicleEF	HHD	2.4120e-003	4.5000e-005
tblVehicleEF	HHD	0.66	0.67
tblVehicleEF	HHD	4.1000e-005	1.0000e-006
tblVehicleEF	HHD	0.10	0.08
tblVehicleEF	HHD	1.5700e-004	2.2600e-004
tblVehicleEF	HHD	0.04	1.0000e-006

Merrill Commerce Center (Phase C Construction - Mitigated) - San Bernardino-South Coast County, Summer

tblVehicleEF	HHD	0.87	0.03
tblVehicleEF	HHD	0.04	0.05
tblVehicleEF	HHD	0.07	0.00
tblVehicleEF	HHD	1.58	8.50
tblVehicleEF	HHD	0.53	0.33
tblVehicleEF	HHD	1.49	1.8980e-003
tblVehicleEF	HHD	6,781.16	1,333.02
tblVehicleEF	HHD	1,416.89	1,232.49
tblVehicleEF	HHD	5.07	0.02
tblVehicleEF	HHD	18.81	6.69
tblVehicleEF	HHD	1.14	1.99
tblVehicleEF	HHD	3.7360e-003	2.5230e-003
tblVehicleEF	HHD	0.06	0.06
tblVehicleEF	HHD	0.04	0.04
tblVehicleEF	HHD	5.1970e-003	0.03
tblVehicleEF	HHD	4.6000e-005	0.00
tblVehicleEF	HHD	3.5740e-003	2.4140e-003
tblVehicleEF	HHD	0.03	0.03
tblVehicleEF	HHD	8.8770e-003	8.9130e-003
tblVehicleEF	HHD	4.9720e-003	0.02
tblVehicleEF	HHD	4.3000e-005	0.00
tblVehicleEF	HHD	1.2600e-004	3.0000e-006
tblVehicleEF	HHD	2.6840e-003	5.3000e-005
tblVehicleEF	HHD	0.54	0.62
tblVehicleEF	HHD	8.7000e-005	2.0000e-006
tblVehicleEF	HHD	0.06	0.02
tblVehicleEF	HHD	1.5900e-004	2.3200e-004

Merrill Commerce Center (Phase C Construction - Mitigated) - San Bernardino-South Coast County, Summer

tblVehicleEF	HHD	0.03	1.0000e-006
tblVehicleEF	HHD	0.06	0.01
tblVehicleEF	HHD	0.01	0.01
tblVehicleEF	HHD	7.5000e-005	0.00
tblVehicleEF	HHD	1.2600e-004	3.0000e-006
tblVehicleEF	HHD	2.6840e-003	5.3000e-005
tblVehicleEF	HHD	0.62	0.70
tblVehicleEF	HHD	8.7000e-005	2.0000e-006
tblVehicleEF	HHD	0.10	0.08
tblVehicleEF	HHD	1.5900e-004	2.3200e-004
tblVehicleEF	HHD	0.04	1.0000e-006
tblVehicleEF	HHD	0.99	0.02
tblVehicleEF	HHD	0.04	9.1900e-004
tblVehicleEF	HHD	0.07	0.00
tblVehicleEF	HHD	2.99	8.71
tblVehicleEF	HHD	0.53	0.18
tblVehicleEF	HHD	1.57	1.9980e-003
tblVehicleEF	HHD	5,875.72	1,360.46
tblVehicleEF	HHD	1,416.89	1,196.04
tblVehicleEF	HHD	5.07	0.02
tblVehicleEF	HHD	17.42	7.42
tblVehicleEF	HHD	1.19	2.06
tblVehicleEF	HHD	5.3910e-003	3.2050e-003
tblVehicleEF	HHD	0.06	0.06
tblVehicleEF	HHD	0.04	0.04
tblVehicleEF	HHD	5.1970e-003	0.03
tblVehicleEF	HHD	4.6000e-005	0.00

Merrill Commerce Center (Phase C Construction - Mitigated) - San Bernardino-South Coast County, Summer

tblVehicleEF	HHD	5.1580e-003	3.0660e-003
tblVehicleEF	HHD	0.03	0.03
tblVehicleEF	HHD	8.8770e-003	8.8160e-003
tblVehicleEF	HHD	4.9720e-003	0.02
tblVehicleEF	HHD	4.3000e-005	0.00
tblVehicleEF	HHD	6.3000e-005	2.0000e-006
tblVehicleEF	HHD	2.5730e-003	5.3000e-005
tblVehicleEF	HHD	0.62	0.53
tblVehicleEF	HHD	4.0000e-005	1.0000e-006
tblVehicleEF	HHD	0.06	0.02
tblVehicleEF	HHD	1.7100e-004	2.3800e-004
tblVehicleEF	HHD	0.03	1.0000e-006
tblVehicleEF	HHD	0.06	0.01
tblVehicleEF	HHD	0.01	0.01
tblVehicleEF	HHD	7.6000e-005	0.00
tblVehicleEF	HHD	6.3000e-005	2.0000e-006
tblVehicleEF	HHD	2.5730e-003	5.3000e-005
tblVehicleEF	HHD	0.71	0.61
tblVehicleEF	HHD	4.0000e-005	1.0000e-006
tblVehicleEF	HHD	0.10	0.02
tblVehicleEF	HHD	1.7100e-004	2.3800e-004
tblVehicleEF	HHD	0.04	1.0000e-006
tblVehicleEF	LDA	2.9340e-003	1.5350e-003
tblVehicleEF	LDA	3.4150e-003	0.04
tblVehicleEF	LDA	0.45	0.51
tblVehicleEF	LDA	0.84	1.86
tblVehicleEF	LDA	213.43	230.85

Merrill Commerce Center (Phase C Construction - Mitigated) - San Bernardino-South Coast County, Summer

tblVehicleEF	LDA	48.75	47.39
tblVehicleEF	LDA	0.04	0.03
tblVehicleEF	LDA	1.5620e-003	1.2160e-003
tblVehicleEF	LDA	2.2010e-003	1.5800e-003
tblVehicleEF	LDA	1.4380e-003	1.1200e-003
tblVehicleEF	LDA	2.0240e-003	1.4530e-003
tblVehicleEF	LDA	0.03	0.05
tblVehicleEF	LDA	0.08	0.08
tblVehicleEF	LDA	0.03	0.04
tblVehicleEF	LDA	7.3520e-003	5.4470e-003
tblVehicleEF	LDA	0.03	0.19
tblVehicleEF	LDA	0.05	0.16
tblVehicleEF	LDA	2.1370e-003	2.2840e-003
tblVehicleEF	LDA	5.0100e-004	4.6900e-004
tblVehicleEF	LDA	0.03	0.05
tblVehicleEF	LDA	0.08	0.08
tblVehicleEF	LDA	0.03	0.04
tblVehicleEF	LDA	0.01	7.9200e-003
tblVehicleEF	LDA	0.03	0.19
tblVehicleEF	LDA	0.05	0.17
tblVehicleEF	LDA	3.3380e-003	1.7620e-003
tblVehicleEF	LDA	2.8490e-003	0.03
tblVehicleEF	LDA	0.55	0.62
tblVehicleEF	LDA	0.69	1.55
tblVehicleEF	LDA	233.44	252.00
tblVehicleEF	LDA	48.75	46.82
tblVehicleEF	LDA	0.03	0.02

Merrill Commerce Center (Phase C Construction - Mitigated) - San Bernardino-South Coast County, Summer

tblVehicleEF	LDA	1.5620e-003	1.2160e-003
tblVehicleEF	LDA	2.2010e-003	1.5800e-003
tblVehicleEF	LDA	1.4380e-003	1.1200e-003
tblVehicleEF	LDA	2.0240e-003	1.4530e-003
tblVehicleEF	LDA	0.07	0.09
tblVehicleEF	LDA	0.09	0.09
tblVehicleEF	LDA	0.06	0.08
tblVehicleEF	LDA	8.3500e-003	6.1750e-003
tblVehicleEF	LDA	0.03	0.19
tblVehicleEF	LDA	0.04	0.13
tblVehicleEF	LDA	2.3380e-003	2.4930e-003
tblVehicleEF	LDA	4.9900e-004	4.6300e-004
tblVehicleEF	LDA	0.07	0.09
tblVehicleEF	LDA	0.09	0.09
tblVehicleEF	LDA	0.06	0.08
tblVehicleEF	LDA	0.01	8.9820e-003
tblVehicleEF	LDA	0.03	0.19
tblVehicleEF	LDA	0.04	0.15
tblVehicleEF	LDA	2.8580e-003	1.4980e-003
tblVehicleEF	LDA	3.3970e-003	0.04
tblVehicleEF	LDA	0.42	0.48
tblVehicleEF	LDA	0.83	1.83
tblVehicleEF	LDA	208.70	225.89
tblVehicleEF	LDA	48.75	47.34
tblVehicleEF	LDA	0.03	0.02
tblVehicleEF	LDA	1.5620e-003	1.2160e-003
tblVehicleEF	LDA	2.2010e-003	1.5800e-003

Merrill Commerce Center (Phase C Construction - Mitigated) - San Bernardino-South Coast County, Summer

tblVehicleEF	LDA	1.4380e-003	1.1200e-003
tblVehicleEF	LDA	2.0240e-003	1.4530e-003
tblVehicleEF	LDA	0.03	0.05
tblVehicleEF	LDA	0.09	0.09
tblVehicleEF	LDA	0.02	0.04
tblVehicleEF	LDA	7.1620e-003	5.3110e-003
tblVehicleEF	LDA	0.03	0.21
tblVehicleEF	LDA	0.05	0.16
tblVehicleEF	LDA	2.0890e-003	2.2350e-003
tblVehicleEF	LDA	5.0100e-004	4.6800e-004
tblVehicleEF	LDA	0.03	0.05
tblVehicleEF	LDA	0.09	0.09
tblVehicleEF	LDA	0.02	0.04
tblVehicleEF	LDA	0.01	7.7210e-003
tblVehicleEF	LDA	0.03	0.21
tblVehicleEF	LDA	0.05	0.17
tblVehicleEF	LDT1	8.7020e-003	3.9900e-003
tblVehicleEF	LDT1	0.01	0.06
tblVehicleEF	LDT1	1.05	0.92
tblVehicleEF	LDT1	2.38	2.06
tblVehicleEF	LDT1	274.34	275.61
tblVehicleEF	LDT1	62.78	57.91
tblVehicleEF	LDT1	0.11	0.07
tblVehicleEF	LDT1	2.2560e-003	1.6110e-003
tblVehicleEF	LDT1	3.0920e-003	2.1360e-003
tblVehicleEF	LDT1	2.0770e-003	1.4820e-003
tblVehicleEF	LDT1	2.8430e-003	1.9640e-003

Merrill Commerce Center (Phase C Construction - Mitigated) - San Bernardino-South Coast County, Summer

tblVehicleEF	LDT1	0.14	0.13
tblVehicleEF	LDT1	0.25	0.19
tblVehicleEF	LDT1	0.10	0.10
tblVehicleEF	LDT1	0.02	0.02
tblVehicleEF	LDT1	0.16	0.64
tblVehicleEF	LDT1	0.16	0.28
tblVehicleEF	LDT1	2.7560e-003	2.7270e-003
tblVehicleEF	LDT1	6.6900e-004	5.7300e-004
tblVehicleEF	LDT1	0.14	0.13
tblVehicleEF	LDT1	0.25	0.19
tblVehicleEF	LDT1	0.10	0.10
tblVehicleEF	LDT1	0.03	0.02
tblVehicleEF	LDT1	0.16	0.64
tblVehicleEF	LDT1	0.18	0.31
tblVehicleEF	LDT1	9.8170e-003	4.5340e-003
tblVehicleEF	LDT1	9.8840e-003	0.05
tblVehicleEF	LDT1	1.26	1.12
tblVehicleEF	LDT1	1.96	1.71
tblVehicleEF	LDT1	299.03	297.62
tblVehicleEF	LDT1	62.78	57.21
tblVehicleEF	LDT1	0.10	0.07
tblVehicleEF	LDT1	2.2560e-003	1.6110e-003
tblVehicleEF	LDT1	3.0920e-003	2.1360e-003
tblVehicleEF	LDT1	2.0770e-003	1.4820e-003
tblVehicleEF	LDT1	2.8430e-003	1.9640e-003
tblVehicleEF	LDT1	0.29	0.28
tblVehicleEF	LDT1	0.31	0.23

Merrill Commerce Center (Phase C Construction - Mitigated) - San Bernardino-South Coast County, Summer

tblVehicleEF	LDT1	0.21	0.21
tblVehicleEF	LDT1	0.02	0.02
tblVehicleEF	LDT1	0.16	0.64
tblVehicleEF	LDT1	0.13	0.23
tblVehicleEF	LDT1	3.0060e-003	2.9450e-003
tblVehicleEF	LDT1	6.6200e-004	5.6600e-004
tblVehicleEF	LDT1	0.29	0.28
tblVehicleEF	LDT1	0.31	0.23
tblVehicleEF	LDT1	0.21	0.21
tblVehicleEF	LDT1	0.04	0.03
tblVehicleEF	LDT1	0.16	0.64
tblVehicleEF	LDT1	0.15	0.26
tblVehicleEF	LDT1	8.4830e-003	3.9000e-003
tblVehicleEF	LDT1	0.01	0.06
tblVehicleEF	LDT1	1.00	0.88
tblVehicleEF	LDT1	2.35	2.02
tblVehicleEF	LDT1	268.53	270.39
tblVehicleEF	LDT1	62.78	57.85
tblVehicleEF	LDT1	0.10	0.07
tblVehicleEF	LDT1	2.2560e-003	1.6110e-003
tblVehicleEF	LDT1	3.0920e-003	2.1360e-003
tblVehicleEF	LDT1	2.0770e-003	1.4820e-003
tblVehicleEF	LDT1	2.8430e-003	1.9640e-003
tblVehicleEF	LDT1	0.14	0.14
tblVehicleEF	LDT1	0.29	0.21
tblVehicleEF	LDT1	0.09	0.09
tblVehicleEF	LDT1	0.02	0.02

Merrill Commerce Center (Phase C Construction - Mitigated) - San Bernardino-South Coast County, Summer

tblVehicleEF	LDT1	0.19	0.75
tblVehicleEF	LDT1	0.16	0.28
tblVehicleEF	LDT1	2.6970e-003	2.6760e-003
tblVehicleEF	LDT1	6.6900e-004	5.7200e-004
tblVehicleEF	LDT1	0.14	0.14
tblVehicleEF	LDT1	0.29	0.21
tblVehicleEF	LDT1	0.09	0.09
tblVehicleEF	LDT1	0.03	0.02
tblVehicleEF	LDT1	0.19	0.75
tblVehicleEF	LDT1	0.17	0.30
tblVehicleEF	LDT2	4.5410e-003	2.7750e-003
tblVehicleEF	LDT2	5.2250e-003	0.05
tblVehicleEF	LDT2	0.64	0.72
tblVehicleEF	LDT2	1.19	2.40
tblVehicleEF	LDT2	304.81	286.47
tblVehicleEF	LDT2	69.08	60.44
tblVehicleEF	LDT2	0.06	0.05
tblVehicleEF	LDT2	1.7220e-003	1.3040e-003
tblVehicleEF	LDT2	2.4350e-003	1.6720e-003
tblVehicleEF	LDT2	1.5840e-003	1.2000e-003
tblVehicleEF	LDT2	2.2390e-003	1.5370e-003
tblVehicleEF	LDT2	0.05	0.09
tblVehicleEF	LDT2	0.10	0.12
tblVehicleEF	LDT2	0.04	0.07
tblVehicleEF	LDT2	0.01	0.01
tblVehicleEF	LDT2	0.06	0.41
tblVehicleEF	LDT2	0.07	0.25

Merrill Commerce Center (Phase C Construction - Mitigated) - San Bernardino-South Coast County, Summer

tblVehicleEF	LDT2	3.0530e-003	2.8340e-003
tblVehicleEF	LDT2	7.1100e-004	5.9800e-004
tblVehicleEF	LDT2	0.05	0.09
tblVehicleEF	LDT2	0.10	0.12
tblVehicleEF	LDT2	0.04	0.07
tblVehicleEF	LDT2	0.02	0.02
tblVehicleEF	LDT2	0.06	0.41
tblVehicleEF	LDT2	0.08	0.27
tblVehicleEF	LDT2	5.1490e-003	3.1730e-003
tblVehicleEF	LDT2	4.3640e-003	0.05
tblVehicleEF	LDT2	0.78	0.88
tblVehicleEF	LDT2	0.99	1.99
tblVehicleEF	LDT2	332.67	307.21
tblVehicleEF	LDT2	69.08	59.66
tblVehicleEF	LDT2	0.05	0.05
tblVehicleEF	LDT2	1.7220e-003	1.3040e-003
tblVehicleEF	LDT2	2.4350e-003	1.6720e-003
tblVehicleEF	LDT2	1.5840e-003	1.2000e-003
tblVehicleEF	LDT2	2.2390e-003	1.5370e-003
tblVehicleEF	LDT2	0.11	0.17
tblVehicleEF	LDT2	0.12	0.14
tblVehicleEF	LDT2	0.09	0.15
tblVehicleEF	LDT2	0.01	0.01
tblVehicleEF	LDT2	0.06	0.41
tblVehicleEF	LDT2	0.06	0.21
tblVehicleEF	LDT2	3.3330e-003	3.0390e-003
tblVehicleEF	LDT2	7.0700e-004	5.9000e-004

Merrill Commerce Center (Phase C Construction - Mitigated) - San Bernardino-South Coast County, Summer

tblVehicleEF	LDT2	0.11	0.17
tblVehicleEF	LDT2	0.12	0.14
tblVehicleEF	LDT2	0.09	0.15
tblVehicleEF	LDT2	0.02	0.02
tblVehicleEF	LDT2	0.06	0.41
tblVehicleEF	LDT2	0.06	0.23
tblVehicleEF	LDT2	4.4250e-003	2.7100e-003
tblVehicleEF	LDT2	5.1960e-003	0.05
tblVehicleEF	LDT2	0.60	0.68
tblVehicleEF	LDT2	1.17	2.36
tblVehicleEF	LDT2	298.26	281.56
tblVehicleEF	LDT2	69.08	60.37
tblVehicleEF	LDT2	0.06	0.05
tblVehicleEF	LDT2	1.7220e-003	1.3040e-003
tblVehicleEF	LDT2	2.4350e-003	1.6720e-003
tblVehicleEF	LDT2	1.5840e-003	1.2000e-003
tblVehicleEF	LDT2	2.2390e-003	1.5370e-003
tblVehicleEF	LDT2	0.05	0.08
tblVehicleEF	LDT2	0.11	0.13
tblVehicleEF	LDT2	0.04	0.07
tblVehicleEF	LDT2	0.01	0.01
tblVehicleEF	LDT2	0.07	0.48
tblVehicleEF	LDT2	0.07	0.25
tblVehicleEF	LDT2	2.9870e-003	2.7850e-003
tblVehicleEF	LDT2	7.1000e-004	5.9700e-004
tblVehicleEF	LDT2	0.05	0.08
tblVehicleEF	LDT2	0.11	0.13

Merrill Commerce Center (Phase C Construction - Mitigated) - San Bernardino-South Coast County, Summer

tblVehicleEF	LDT2	0.04	0.07
tblVehicleEF	LDT2	0.02	0.02
tblVehicleEF	LDT2	0.07	0.48
tblVehicleEF	LDT2	0.08	0.27
tblVehicleEF	LHD1	4.5150e-003	4.3860e-003
tblVehicleEF	LHD1	8.0690e-003	4.3340e-003
tblVehicleEF	LHD1	0.02	0.01
tblVehicleEF	LHD1	0.14	0.17
tblVehicleEF	LHD1	0.74	0.58
tblVehicleEF	LHD1	2.07	0.92
tblVehicleEF	LHD1	9.20	9.02
tblVehicleEF	LHD1	588.15	612.33
tblVehicleEF	LHD1	28.17	10.03
tblVehicleEF	LHD1	0.08	0.07
tblVehicleEF	LHD1	1.54	1.01
tblVehicleEF	LHD1	9.4500e-004	9.9000e-004
tblVehicleEF	LHD1	0.01	0.01
tblVehicleEF	LHD1	0.01	8.8180e-003
tblVehicleEF	LHD1	7.9100e-004	2.2400e-004
tblVehicleEF	LHD1	9.0400e-004	9.4700e-004
tblVehicleEF	LHD1	2.5790e-003	2.5040e-003
tblVehicleEF	LHD1	0.01	8.4140e-003
tblVehicleEF	LHD1	7.2700e-004	2.0600e-004
tblVehicleEF	LHD1	3.2690e-003	2.5580e-003
tblVehicleEF	LHD1	0.10	0.07
tblVehicleEF	LHD1	0.02	0.02
tblVehicleEF	LHD1	1.6680e-003	1.2900e-003

Merrill Commerce Center (Phase C Construction - Mitigated) - San Bernardino-South Coast County, Summer

tblVehicleEF	LHD1	0.07	0.05
tblVehicleEF	LHD1	0.34	0.52
tblVehicleEF	LHD1	0.21	0.06
tblVehicleEF	LHD1	9.1000e-005	8.7000e-005
tblVehicleEF	LHD1	5.7560e-003	5.9570e-003
tblVehicleEF	LHD1	3.2100e-004	9.9000e-005
tblVehicleEF	LHD1	3.2690e-003	2.5580e-003
tblVehicleEF	LHD1	0.10	0.07
tblVehicleEF	LHD1	0.02	0.03
tblVehicleEF	LHD1	1.6680e-003	1.2900e-003
tblVehicleEF	LHD1	0.08	0.06
tblVehicleEF	LHD1	0.34	0.52
tblVehicleEF	LHD1	0.23	0.07
tblVehicleEF	LHD1	4.5150e-003	4.4000e-003
tblVehicleEF	LHD1	8.2390e-003	4.4160e-003
tblVehicleEF	LHD1	0.01	0.01
tblVehicleEF	LHD1	0.14	0.17
tblVehicleEF	LHD1	0.75	0.59
tblVehicleEF	LHD1	1.94	0.86
tblVehicleEF	LHD1	9.20	9.02
tblVehicleEF	LHD1	588.15	612.35
tblVehicleEF	LHD1	28.17	9.93
tblVehicleEF	LHD1	0.08	0.07
tblVehicleEF	LHD1	1.44	0.94
tblVehicleEF	LHD1	9.4500e-004	9.9000e-004
tblVehicleEF	LHD1	0.01	0.01
tblVehicleEF	LHD1	0.01	8.8180e-003

Merrill Commerce Center (Phase C Construction - Mitigated) - San Bernardino-South Coast County, Summer

tblVehicleEF	LHD1	7.9100e-004	2.2400e-004
tblVehicleEF	LHD1	9.0400e-004	9.4700e-004
tblVehicleEF	LHD1	2.5790e-003	2.5040e-003
tblVehicleEF	LHD1	0.01	8.4140e-003
tblVehicleEF	LHD1	7.2700e-004	2.0600e-004
tblVehicleEF	LHD1	6.3950e-003	5.0260e-003
tblVehicleEF	LHD1	0.12	0.09
tblVehicleEF	LHD1	0.02	0.02
tblVehicleEF	LHD1	3.6780e-003	2.8810e-003
tblVehicleEF	LHD1	0.07	0.05
tblVehicleEF	LHD1	0.35	0.53
tblVehicleEF	LHD1	0.20	0.06
tblVehicleEF	LHD1	9.1000e-005	8.7000e-005
tblVehicleEF	LHD1	5.7570e-003	5.9580e-003
tblVehicleEF	LHD1	3.1800e-004	9.8000e-005
tblVehicleEF	LHD1	6.3950e-003	5.0260e-003
tblVehicleEF	LHD1	0.12	0.09
tblVehicleEF	LHD1	0.02	0.03
tblVehicleEF	LHD1	3.6780e-003	2.8810e-003
tblVehicleEF	LHD1	0.08	0.06
tblVehicleEF	LHD1	0.35	0.53
tblVehicleEF	LHD1	0.22	0.06
tblVehicleEF	LHD1	4.5150e-003	4.3890e-003
tblVehicleEF	LHD1	8.0880e-003	4.3430e-003
tblVehicleEF	LHD1	0.02	0.01
tblVehicleEF	LHD1	0.14	0.17
tblVehicleEF	LHD1	0.74	0.58

Merrill Commerce Center (Phase C Construction - Mitigated) - San Bernardino-South Coast County, Summer

tblVehicleEF	LHD1	2.04	0.90
tblVehicleEF	LHD1	9.20	9.02
tblVehicleEF	LHD1	588.15	612.33
tblVehicleEF	LHD1	28.17	10.01
tblVehicleEF	LHD1	0.08	0.07
tblVehicleEF	LHD1	1.51	0.99
tblVehicleEF	LHD1	9.4500e-004	9.9000e-004
tblVehicleEF	LHD1	0.01	0.01
tblVehicleEF	LHD1	0.01	8.8180e-003
tblVehicleEF	LHD1	7.9100e-004	2.2400e-004
tblVehicleEF	LHD1	9.0400e-004	9.4700e-004
tblVehicleEF	LHD1	2.5790e-003	2.5040e-003
tblVehicleEF	LHD1	0.01	8.4140e-003
tblVehicleEF	LHD1	7.2700e-004	2.0600e-004
tblVehicleEF	LHD1	3.4680e-003	2.7570e-003
tblVehicleEF	LHD1	0.12	0.09
tblVehicleEF	LHD1	0.02	0.02
tblVehicleEF	LHD1	1.6320e-003	1.2680e-003
tblVehicleEF	LHD1	0.07	0.05
tblVehicleEF	LHD1	0.37	0.56
tblVehicleEF	LHD1	0.21	0.06
tblVehicleEF	LHD1	9.1000e-005	8.7000e-005
tblVehicleEF	LHD1	5.7560e-003	5.9570e-003
tblVehicleEF	LHD1	3.2000e-004	9.9000e-005
tblVehicleEF	LHD1	3.4680e-003	2.7570e-003
tblVehicleEF	LHD1	0.12	0.09
tblVehicleEF	LHD1	0.02	0.03

Merrill Commerce Center (Phase C Construction - Mitigated) - San Bernardino-South Coast County, Summer

tblVehicleEF	LHD1	1.6320e-003	1.2680e-003
tblVehicleEF	LHD1	0.08	0.06
tblVehicleEF	LHD1	0.37	0.56
tblVehicleEF	LHD1	0.22	0.07
tblVehicleEF	LHD2	3.0190e-003	2.9450e-003
tblVehicleEF	LHD2	3.0020e-003	3.0680e-003
tblVehicleEF	LHD2	5.3750e-003	7.2680e-003
tblVehicleEF	LHD2	0.12	0.13
tblVehicleEF	LHD2	0.32	0.39
tblVehicleEF	LHD2	0.99	0.52
tblVehicleEF	LHD2	14.02	14.10
tblVehicleEF	LHD2	590.99	612.80
tblVehicleEF	LHD2	23.05	7.09
tblVehicleEF	LHD2	0.09	0.10
tblVehicleEF	LHD2	0.79	1.09
tblVehicleEF	LHD2	1.1800e-003	1.4530e-003
tblVehicleEF	LHD2	0.01	0.01
tblVehicleEF	LHD2	9.5980e-003	0.01
tblVehicleEF	LHD2	3.5700e-004	1.0800e-004
tblVehicleEF	LHD2	1.1290e-003	1.3900e-003
tblVehicleEF	LHD2	2.7000e-003	2.7060e-003
tblVehicleEF	LHD2	9.1720e-003	0.01
tblVehicleEF	LHD2	3.2900e-004	1.0000e-004
tblVehicleEF	LHD2	1.0100e-003	1.2570e-003
tblVehicleEF	LHD2	0.03	0.04
tblVehicleEF	LHD2	0.01	0.02
tblVehicleEF	LHD2	5.7600e-004	6.9200e-004

Merrill Commerce Center (Phase C Construction - Mitigated) - San Bernardino-South Coast County, Summer

tblVehicleEF	LHD2	0.04	0.05
tblVehicleEF	LHD2	0.06	0.22
tblVehicleEF	LHD2	0.07	0.04
tblVehicleEF	LHD2	1.3700e-004	1.3500e-004
tblVehicleEF	LHD2	5.7450e-003	5.9080e-003
tblVehicleEF	LHD2	2.4800e-004	7.0000e-005
tblVehicleEF	LHD2	1.0100e-003	1.2570e-003
tblVehicleEF	LHD2	0.03	0.04
tblVehicleEF	LHD2	0.02	0.02
tblVehicleEF	LHD2	5.7600e-004	6.9200e-004
tblVehicleEF	LHD2	0.05	0.06
tblVehicleEF	LHD2	0.06	0.22
tblVehicleEF	LHD2	0.08	0.04
tblVehicleEF	LHD2	3.0190e-003	2.9540e-003
tblVehicleEF	LHD2	3.0350e-003	3.0940e-003
tblVehicleEF	LHD2	5.1530e-003	6.9430e-003
tblVehicleEF	LHD2	0.12	0.13
tblVehicleEF	LHD2	0.32	0.40
tblVehicleEF	LHD2	0.93	0.49
tblVehicleEF	LHD2	14.02	14.10
tblVehicleEF	LHD2	590.99	612.80
tblVehicleEF	LHD2	23.05	7.04
tblVehicleEF	LHD2	0.09	0.10
tblVehicleEF	LHD2	0.74	1.03
tblVehicleEF	LHD2	1.1800e-003	1.4530e-003
tblVehicleEF	LHD2	0.01	0.01
tblVehicleEF	LHD2	9.5980e-003	0.01

Merrill Commerce Center (Phase C Construction - Mitigated) - San Bernardino-South Coast County, Summer

tblVehicleEF	LHD2	3.5700e-004	1.0800e-004
tblVehicleEF	LHD2	1.1290e-003	1.3900e-003
tblVehicleEF	LHD2	2.7000e-003	2.7060e-003
tblVehicleEF	LHD2	9.1720e-003	0.01
tblVehicleEF	LHD2	3.2900e-004	1.0000e-004
tblVehicleEF	LHD2	1.9350e-003	2.4210e-003
tblVehicleEF	LHD2	0.03	0.04
tblVehicleEF	LHD2	0.01	0.02
tblVehicleEF	LHD2	1.2190e-003	1.4810e-003
tblVehicleEF	LHD2	0.04	0.05
tblVehicleEF	LHD2	0.06	0.22
tblVehicleEF	LHD2	0.07	0.03
tblVehicleEF	LHD2	1.3700e-004	1.3500e-004
tblVehicleEF	LHD2	5.7450e-003	5.9080e-003
tblVehicleEF	LHD2	2.4700e-004	7.0000e-005
tblVehicleEF	LHD2	1.9350e-003	2.4210e-003
tblVehicleEF	LHD2	0.03	0.04
tblVehicleEF	LHD2	0.02	0.02
tblVehicleEF	LHD2	1.2190e-003	1.4810e-003
tblVehicleEF	LHD2	0.05	0.06
tblVehicleEF	LHD2	0.06	0.22
tblVehicleEF	LHD2	0.08	0.04
tblVehicleEF	LHD2	3.0190e-003	2.9470e-003
tblVehicleEF	LHD2	3.0060e-003	3.0710e-003
tblVehicleEF	LHD2	5.3330e-003	7.2070e-003
tblVehicleEF	LHD2	0.12	0.13
tblVehicleEF	LHD2	0.32	0.39

Merrill Commerce Center (Phase C Construction - Mitigated) - San Bernardino-South Coast County, Summer

tblVehicleEF	LHD2	0.97	0.52
tblVehicleEF	LHD2	14.02	14.10
tblVehicleEF	LHD2	590.99	612.80
tblVehicleEF	LHD2	23.05	7.08
tblVehicleEF	LHD2	0.09	0.10
tblVehicleEF	LHD2	0.77	1.07
tblVehicleEF	LHD2	1.1800e-003	1.4530e-003
tblVehicleEF	LHD2	0.01	0.01
tblVehicleEF	LHD2	9.5980e-003	0.01
tblVehicleEF	LHD2	3.5700e-004	1.0800e-004
tblVehicleEF	LHD2	1.1290e-003	1.3900e-003
tblVehicleEF	LHD2	2.7000e-003	2.7060e-003
tblVehicleEF	LHD2	9.1720e-003	0.01
tblVehicleEF	LHD2	3.2900e-004	1.0000e-004
tblVehicleEF	LHD2	1.0020e-003	1.2650e-003
tblVehicleEF	LHD2	0.03	0.04
tblVehicleEF	LHD2	0.01	0.02
tblVehicleEF	LHD2	5.6100e-004	6.7200e-004
tblVehicleEF	LHD2	0.04	0.05
tblVehicleEF	LHD2	0.07	0.24
tblVehicleEF	LHD2	0.07	0.03
tblVehicleEF	LHD2	1.3700e-004	1.3500e-004
tblVehicleEF	LHD2	5.7450e-003	5.9080e-003
tblVehicleEF	LHD2	2.4800e-004	7.0000e-005
tblVehicleEF	LHD2	1.0020e-003	1.2650e-003
tblVehicleEF	LHD2	0.03	0.04
tblVehicleEF	LHD2	0.02	0.02

Merrill Commerce Center (Phase C Construction - Mitigated) - San Bernardino-South Coast County, Summer

tblVehicleEF	LHD2	5.6100e-004	6.7200e-004
tblVehicleEF	LHD2	0.05	0.06
tblVehicleEF	LHD2	0.07	0.24
tblVehicleEF	LHD2	0.08	0.04
tblVehicleEF	MCY	0.44	0.32
tblVehicleEF	MCY	0.15	0.25
tblVehicleEF	MCY	19.12	19.37
tblVehicleEF	MCY	10.00	8.87
tblVehicleEF	MCY	170.19	210.88
tblVehicleEF	MCY	44.81	60.33
tblVehicleEF	MCY	1.15	1.15
tblVehicleEF	MCY	2.0020e-003	1.9620e-003
tblVehicleEF	MCY	3.3000e-003	2.8020e-003
tblVehicleEF	MCY	1.8700e-003	1.8320e-003
tblVehicleEF	MCY	3.0980e-003	2.6300e-003
tblVehicleEF	MCY	1.43	1.45
tblVehicleEF	MCY	0.79	0.81
tblVehicleEF	MCY	0.77	0.78
tblVehicleEF	MCY	2.17	2.18
tblVehicleEF	MCY	0.44	1.74
tblVehicleEF	MCY	2.11	1.87
tblVehicleEF	MCY	2.0780e-003	2.0870e-003
tblVehicleEF	MCY	6.7400e-004	5.9700e-004
tblVehicleEF	MCY	1.43	1.45
tblVehicleEF	MCY	0.79	0.81
tblVehicleEF	MCY	0.77	0.78
tblVehicleEF	MCY	2.69	2.70

Merrill Commerce Center (Phase C Construction - Mitigated) - San Bernardino-South Coast County, Summer

tblVehicleEF	MCY	0.44	1.74
tblVehicleEF	MCY	2.29	2.03
tblVehicleEF	MCY	0.43	0.32
tblVehicleEF	MCY	0.13	0.21
tblVehicleEF	MCY	19.26	19.51
tblVehicleEF	MCY	9.04	7.97
tblVehicleEF	MCY	170.19	210.93
tblVehicleEF	MCY	44.81	58.05
tblVehicleEF	MCY	0.98	0.98
tblVehicleEF	MCY	2.0020e-003	1.9620e-003
tblVehicleEF	MCY	3.3000e-003	2.8020e-003
tblVehicleEF	MCY	1.8700e-003	1.8320e-003
tblVehicleEF	MCY	3.0980e-003	2.6300e-003
tblVehicleEF	MCY	3.08	3.13
tblVehicleEF	MCY	1.21	1.26
tblVehicleEF	MCY	2.05	2.08
tblVehicleEF	MCY	2.12	2.13
tblVehicleEF	MCY	0.44	1.74
tblVehicleEF	MCY	1.82	1.60
tblVehicleEF	MCY	2.0780e-003	2.0870e-003
tblVehicleEF	MCY	6.4900e-004	5.7400e-004
tblVehicleEF	MCY	3.08	3.13
tblVehicleEF	MCY	1.21	1.26
tblVehicleEF	MCY	2.05	2.08
tblVehicleEF	MCY	2.64	2.64
tblVehicleEF	MCY	0.44	1.74
tblVehicleEF	MCY	1.98	1.75

Merrill Commerce Center (Phase C Construction - Mitigated) - San Bernardino-South Coast County, Summer

tblVehicleEF	MCY	0.44	0.32
tblVehicleEF	MCY	0.15	0.24
tblVehicleEF	MCY	18.32	18.54
tblVehicleEF	MCY	9.65	8.53
tblVehicleEF	MCY	170.19	209.44
tblVehicleEF	MCY	44.81	59.57
tblVehicleEF	MCY	1.11	1.11
tblVehicleEF	MCY	2.0020e-003	1.9620e-003
tblVehicleEF	MCY	3.3000e-003	2.8020e-003
tblVehicleEF	MCY	1.8700e-003	1.8320e-003
tblVehicleEF	MCY	3.0980e-003	2.6300e-003
tblVehicleEF	MCY	1.68	1.70
tblVehicleEF	MCY	1.05	1.07
tblVehicleEF	MCY	0.69	0.70
tblVehicleEF	MCY	2.14	2.14
tblVehicleEF	MCY	0.50	2.00
tblVehicleEF	MCY	2.04	1.80
tblVehicleEF	MCY	2.0640e-003	2.0730e-003
tblVehicleEF	MCY	6.6600e-004	5.9000e-004
tblVehicleEF	MCY	1.68	1.70
tblVehicleEF	MCY	1.05	1.07
tblVehicleEF	MCY	0.69	0.70
tblVehicleEF	MCY	2.65	2.66
tblVehicleEF	MCY	0.50	2.00
tblVehicleEF	MCY	2.22	1.96
tblVehicleEF	MDV	8.5490e-003	3.4430e-003
tblVehicleEF	MDV	0.01	0.06

Merrill Commerce Center (Phase C Construction - Mitigated) - San Bernardino-South Coast County, Summer

tblVehicleEF	MDV	0.97	0.80
tblVehicleEF	MDV	2.26	2.68
tblVehicleEF	MDV	424.40	358.68
tblVehicleEF	MDV	95.54	75.12
tblVehicleEF	MDV	0.12	0.07
tblVehicleEF	MDV	1.7550e-003	1.3620e-003
tblVehicleEF	MDV	2.3950e-003	1.6900e-003
tblVehicleEF	MDV	1.6170e-003	1.2560e-003
tblVehicleEF	MDV	2.2020e-003	1.5540e-003
tblVehicleEF	MDV	0.09	0.11
tblVehicleEF	MDV	0.18	0.15
tblVehicleEF	MDV	0.08	0.09
tblVehicleEF	MDV	0.02	0.01
tblVehicleEF	MDV	0.10	0.46
tblVehicleEF	MDV	0.17	0.31
tblVehicleEF	MDV	4.2490e-003	3.5450e-003
tblVehicleEF	MDV	9.9500e-004	7.4300e-004
tblVehicleEF	MDV	0.09	0.11
tblVehicleEF	MDV	0.18	0.15
tblVehicleEF	MDV	0.08	0.09
tblVehicleEF	MDV	0.03	0.02
tblVehicleEF	MDV	0.10	0.46
tblVehicleEF	MDV	0.18	0.34
tblVehicleEF	MDV	9.6990e-003	3.9420e-003
tblVehicleEF	MDV	0.01	0.06
tblVehicleEF	MDV	1.19	0.97
tblVehicleEF	MDV	1.87	2.22

Merrill Commerce Center (Phase C Construction - Mitigated) - San Bernardino-South Coast County, Summer

tblVehicleEF	MDV	461.94	380.41
tblVehicleEF	MDV	95.54	74.23
tblVehicleEF	MDV	0.10	0.06
tblVehicleEF	MDV	1.7550e-003	1.3620e-003
tblVehicleEF	MDV	2.3950e-003	1.6900e-003
tblVehicleEF	MDV	1.6170e-003	1.2560e-003
tblVehicleEF	MDV	2.2020e-003	1.5540e-003
tblVehicleEF	MDV	0.18	0.21
tblVehicleEF	MDV	0.20	0.17
tblVehicleEF	MDV	0.16	0.19
tblVehicleEF	MDV	0.02	0.02
tblVehicleEF	MDV	0.10	0.46
tblVehicleEF	MDV	0.14	0.26
tblVehicleEF	MDV	4.6270e-003	3.7610e-003
tblVehicleEF	MDV	9.8800e-004	7.3500e-004
tblVehicleEF	MDV	0.18	0.21
tblVehicleEF	MDV	0.20	0.17
tblVehicleEF	MDV	0.16	0.19
tblVehicleEF	MDV	0.04	0.02
tblVehicleEF	MDV	0.10	0.46
tblVehicleEF	MDV	0.15	0.28
tblVehicleEF	MDV	8.3240e-003	3.3580e-003
tblVehicleEF	MDV	0.01	0.06
tblVehicleEF	MDV	0.92	0.75
tblVehicleEF	MDV	2.23	2.64
tblVehicleEF	MDV	415.65	353.53
tblVehicleEF	MDV	95.54	75.05

Merrill Commerce Center (Phase C Construction - Mitigated) - San Bernardino-South Coast County, Summer

tblVehicleEF	MDV	0.11	0.06
tblVehicleEF	MDV	1.7550e-003	1.3620e-003
tblVehicleEF	MDV	2.3950e-003	1.6900e-003
tblVehicleEF	MDV	1.6170e-003	1.2560e-003
tblVehicleEF	MDV	2.2020e-003	1.5540e-003
tblVehicleEF	MDV	0.09	0.10
tblVehicleEF	MDV	0.19	0.16
tblVehicleEF	MDV	0.07	0.09
tblVehicleEF	MDV	0.02	0.01
tblVehicleEF	MDV	0.12	0.53
tblVehicleEF	MDV	0.16	0.31
tblVehicleEF	MDV	4.1610e-003	3.4950e-003
tblVehicleEF	MDV	9.9400e-004	7.4300e-004
tblVehicleEF	MDV	0.09	0.10
tblVehicleEF	MDV	0.19	0.16
tblVehicleEF	MDV	0.07	0.09
tblVehicleEF	MDV	0.03	0.02
tblVehicleEF	MDV	0.12	0.53
tblVehicleEF	MDV	0.18	0.34
tblVehicleEF	MH	0.02	3.4970e-003
tblVehicleEF	MH	0.02	0.00
tblVehicleEF	MH	1.71	0.32
tblVehicleEF	MH	5.12	0.00
tblVehicleEF	MH	1,044.82	918.79
tblVehicleEF	MH	58.27	0.00
tblVehicleEF	MH	1.20	3.97
tblVehicleEF	MH	0.01	0.02

Merrill Commerce Center (Phase C Construction - Mitigated) - San Bernardino-South Coast County, Summer

tblVehicleEF	MH	0.03	0.12
tblVehicleEF	MH	9.8200e-004	0.00
tblVehicleEF	MH	3.2250e-003	4.0000e-003
tblVehicleEF	MH	0.03	0.11
tblVehicleEF	MH	9.0300e-004	0.00
tblVehicleEF	MH	1.16	0.00
tblVehicleEF	MH	0.07	0.00
tblVehicleEF	MH	0.41	0.00
tblVehicleEF	MH	0.07	0.08
tblVehicleEF	MH	0.03	0.00
tblVehicleEF	MH	0.30	0.00
tblVehicleEF	MH	0.01	8.6860e-003
tblVehicleEF	MH	6.7200e-004	0.00
tblVehicleEF	MH	1.16	0.00
tblVehicleEF	MH	0.07	0.00
tblVehicleEF	MH	0.41	0.00
tblVehicleEF	MH	0.09	0.09
tblVehicleEF	MH	0.03	0.00
tblVehicleEF	MH	0.33	0.00
tblVehicleEF	MH	0.02	3.4970e-003
tblVehicleEF	MH	0.02	0.00
tblVehicleEF	MH	1.77	0.32
tblVehicleEF	MH	4.67	0.00
tblVehicleEF	MH	1,044.82	918.79
tblVehicleEF	MH	58.27	0.00
tblVehicleEF	MH	1.10	3.73
tblVehicleEF	MH	0.01	0.02

Merrill Commerce Center (Phase C Construction - Mitigated) - San Bernardino-South Coast County, Summer

tblVehicleEF	MH	0.03	0.12
tblVehicleEF	MH	9.8200e-004	0.00
tblVehicleEF	MH	3.2250e-003	4.0000e-003
tblVehicleEF	MH	0.03	0.11
tblVehicleEF	MH	9.0300e-004	0.00
tblVehicleEF	MH	2.28	0.00
tblVehicleEF	MH	0.09	0.00
tblVehicleEF	MH	0.97	0.00
tblVehicleEF	MH	0.07	0.08
tblVehicleEF	MH	0.03	0.00
tblVehicleEF	MH	0.28	0.00
tblVehicleEF	MH	0.01	8.6860e-003
tblVehicleEF	MH	6.6400e-004	0.00
tblVehicleEF	MH	2.28	0.00
tblVehicleEF	MH	0.09	0.00
tblVehicleEF	MH	0.97	0.00
tblVehicleEF	MH	0.09	0.09
tblVehicleEF	MH	0.03	0.00
tblVehicleEF	MH	0.31	0.00
tblVehicleEF	MH	0.02	3.4970e-003
tblVehicleEF	MH	0.02	0.00
tblVehicleEF	MH	1.71	0.32
tblVehicleEF	MH	5.07	0.00
tblVehicleEF	MH	1,044.82	918.79
tblVehicleEF	MH	58.27	0.00
tblVehicleEF	MH	1.17	3.90
tblVehicleEF	MH	0.01	0.02

Merrill Commerce Center (Phase C Construction - Mitigated) - San Bernardino-South Coast County, Summer

tblVehicleEF	MH	0.03	0.12
tblVehicleEF	MH	9.8200e-004	0.00
tblVehicleEF	MH	3.2250e-003	4.0000e-003
tblVehicleEF	MH	0.03	0.11
tblVehicleEF	MH	9.0300e-004	0.00
tblVehicleEF	MH	1.34	0.00
tblVehicleEF	MH	0.09	0.00
tblVehicleEF	MH	0.43	0.00
tblVehicleEF	MH	0.07	0.08
tblVehicleEF	MH	0.03	0.00
tblVehicleEF	MH	0.30	0.00
tblVehicleEF	MH	0.01	8.6860e-003
tblVehicleEF	MH	6.7100e-004	0.00
tblVehicleEF	MH	1.34	0.00
tblVehicleEF	MH	0.09	0.00
tblVehicleEF	MH	0.43	0.00
tblVehicleEF	MH	0.09	0.09
tblVehicleEF	MH	0.03	0.00
tblVehicleEF	MH	0.32	0.00
tblVehicleEF	MHD	0.02	2.9940e-003
tblVehicleEF	MHD	2.1980e-003	9.6000e-004
tblVehicleEF	MHD	0.04	7.1190e-003
tblVehicleEF	MHD	0.29	0.33
tblVehicleEF	MHD	0.20	0.13
tblVehicleEF	MHD	3.68	0.75
tblVehicleEF	MHD	158.15	61.88
tblVehicleEF	MHD	1,094.62	924.73

Merrill Commerce Center (Phase C Construction - Mitigated) - San Bernardino-South Coast County, Summer

tblVehicleEF	MHD	48.60	7.15
tblVehicleEF	MHD	0.42	0.33
tblVehicleEF	MHD	0.62	1.01
tblVehicleEF	MHD	8.1000e-005	2.0700e-004
tblVehicleEF	MHD	2.7670e-003	7.7130e-003
tblVehicleEF	MHD	6.4800e-004	8.3000e-005
tblVehicleEF	MHD	7.7000e-005	1.9800e-004
tblVehicleEF	MHD	2.6430e-003	7.3750e-003
tblVehicleEF	MHD	5.9600e-004	7.6000e-005
tblVehicleEF	MHD	9.1200e-004	4.0900e-004
tblVehicleEF	MHD	0.03	0.01
tblVehicleEF	MHD	0.02	0.01
tblVehicleEF	MHD	5.0100e-004	2.2400e-004
tblVehicleEF	MHD	0.03	9.7180e-003
tblVehicleEF	MHD	0.01	0.08
tblVehicleEF	MHD	0.23	0.04
tblVehicleEF	MHD	1.5190e-003	5.8700e-004
tblVehicleEF	MHD	0.01	8.8120e-003
tblVehicleEF	MHD	5.5000e-004	7.1000e-005
tblVehicleEF	MHD	9.1200e-004	4.0900e-004
tblVehicleEF	MHD	0.03	0.01
tblVehicleEF	MHD	0.03	0.02
tblVehicleEF	MHD	5.0100e-004	2.2400e-004
tblVehicleEF	MHD	0.03	0.01
tblVehicleEF	MHD	0.01	0.08
tblVehicleEF	MHD	0.25	0.04
tblVehicleEF	MHD	0.01	2.8540e-003

Merrill Commerce Center (Phase C Construction - Mitigated) - San Bernardino-South Coast County, Summer

tblVehicleEF	MHD	2.2250e-003	9.7900e-004
tblVehicleEF	MHD	0.04	6.7960e-003
tblVehicleEF	MHD	0.21	0.29
tblVehicleEF	MHD	0.20	0.13
tblVehicleEF	MHD	3.44	0.70
tblVehicleEF	MHD	167.52	61.59
tblVehicleEF	MHD	1,094.62	924.73
tblVehicleEF	MHD	48.60	7.06
tblVehicleEF	MHD	0.44	0.32
tblVehicleEF	MHD	0.58	0.95
tblVehicleEF	MHD	6.8000e-005	1.7800e-004
tblVehicleEF	MHD	2.7670e-003	7.7130e-003
tblVehicleEF	MHD	6.4800e-004	8.3000e-005
tblVehicleEF	MHD	6.5000e-005	1.7000e-004
tblVehicleEF	MHD	2.6430e-003	7.3750e-003
tblVehicleEF	MHD	5.9600e-004	7.6000e-005
tblVehicleEF	MHD	1.7790e-003	7.9800e-004
tblVehicleEF	MHD	0.04	0.02
tblVehicleEF	MHD	0.02	0.01
tblVehicleEF	MHD	1.1090e-003	4.9600e-004
tblVehicleEF	MHD	0.03	9.7970e-003
tblVehicleEF	MHD	0.01	0.08
tblVehicleEF	MHD	0.22	0.03
tblVehicleEF	MHD	1.6070e-003	5.8400e-004
tblVehicleEF	MHD	0.01	8.8120e-003
tblVehicleEF	MHD	5.4600e-004	7.0000e-005
tblVehicleEF	MHD	1.7790e-003	7.9800e-004

Merrill Commerce Center (Phase C Construction - Mitigated) - San Bernardino-South Coast County, Summer

tblVehicleEF	MHD	0.04	0.02
tblVehicleEF	MHD	0.03	0.02
tblVehicleEF	MHD	1.1090e-003	4.9600e-004
tblVehicleEF	MHD	0.03	0.01
tblVehicleEF	MHD	0.01	0.08
tblVehicleEF	MHD	0.24	0.04
tblVehicleEF	MHD	0.02	3.2040e-003
tblVehicleEF	MHD	2.2010e-003	9.6100e-004
tblVehicleEF	MHD	0.04	7.0350e-003
tblVehicleEF	MHD	0.40	0.39
tblVehicleEF	MHD	0.20	0.13
tblVehicleEF	MHD	3.62	0.74
tblVehicleEF	MHD	145.20	62.28
tblVehicleEF	MHD	1,094.62	924.73
tblVehicleEF	MHD	48.60	7.13
tblVehicleEF	MHD	0.40	0.35
tblVehicleEF	MHD	0.61	0.99
tblVehicleEF	MHD	9.8000e-005	2.4800e-004
tblVehicleEF	MHD	2.7670e-003	7.7130e-003
tblVehicleEF	MHD	6.4800e-004	8.3000e-005
tblVehicleEF	MHD	9.4000e-005	2.3700e-004
tblVehicleEF	MHD	2.6430e-003	7.3750e-003
tblVehicleEF	MHD	5.9600e-004	7.6000e-005
tblVehicleEF	MHD	9.3500e-004	4.2100e-004
tblVehicleEF	MHD	0.03	0.02
tblVehicleEF	MHD	0.02	0.02
tblVehicleEF	MHD	4.8700e-004	2.1800e-004

Merrill Commerce Center (Phase C Construction - Mitigated) - San Bernardino-South Coast County, Summer

tblVehicleEF	MHD	0.03	9.7270e-003
tblVehicleEF	MHD	0.01	0.08
tblVehicleEF	MHD	0.22	0.04
tblVehicleEF	MHD	1.3960e-003	5.9100e-004
tblVehicleEF	MHD	0.01	8.8120e-003
tblVehicleEF	MHD	5.4900e-004	7.1000e-005
tblVehicleEF	MHD	9.3500e-004	4.2100e-004
tblVehicleEF	MHD	0.03	0.02
tblVehicleEF	MHD	0.03	0.02
tblVehicleEF	MHD	4.8700e-004	2.1800e-004
tblVehicleEF	MHD	0.03	0.01
tblVehicleEF	MHD	0.01	0.08
tblVehicleEF	MHD	0.25	0.04
tblVehicleEF	OBUS	0.01	8.9910e-003
tblVehicleEF	OBUS	5.5880e-003	5.0340e-003
tblVehicleEF	OBUS	0.02	0.02
tblVehicleEF	OBUS	0.24	0.52
tblVehicleEF	OBUS	0.37	0.59
tblVehicleEF	OBUS	5.06	2.45
tblVehicleEF	OBUS	67.58	67.60
tblVehicleEF	OBUS	1,116.49	1,365.08
tblVehicleEF	OBUS	69.55	20.25
tblVehicleEF	OBUS	0.13	0.25
tblVehicleEF	OBUS	0.43	0.85
tblVehicleEF	OBUS	1.2000e-005	8.5000e-005
tblVehicleEF	OBUS	2.0510e-003	6.3820e-003
tblVehicleEF	OBUS	9.6400e-004	2.3500e-004

Merrill Commerce Center (Phase C Construction - Mitigated) - San Bernardino-South Coast County, Summer

tblVehicleEF	OBUS	1.1000e-005	8.1000e-005
tblVehicleEF	OBUS	1.9380e-003	6.0850e-003
tblVehicleEF	OBUS	8.8700e-004	2.1600e-004
tblVehicleEF	OBUS	1.8580e-003	2.6690e-003
tblVehicleEF	OBUS	0.02	0.03
tblVehicleEF	OBUS	0.03	0.05
tblVehicleEF	OBUS	8.2500e-004	1.1300e-003
tblVehicleEF	OBUS	0.03	0.03
tblVehicleEF	OBUS	0.05	0.32
tblVehicleEF	OBUS	0.32	0.12
tblVehicleEF	OBUS	6.5700e-004	6.4500e-004
tblVehicleEF	OBUS	0.01	0.01
tblVehicleEF	OBUS	7.8400e-004	2.0000e-004
tblVehicleEF	OBUS	1.8580e-003	2.6690e-003
tblVehicleEF	OBUS	0.02	0.03
tblVehicleEF	OBUS	0.04	0.06
tblVehicleEF	OBUS	8.2500e-004	1.1300e-003
tblVehicleEF	OBUS	0.03	0.04
tblVehicleEF	OBUS	0.05	0.32
tblVehicleEF	OBUS	0.35	0.13
tblVehicleEF	OBUS	0.01	9.0700e-003
tblVehicleEF	OBUS	5.7260e-003	5.1780e-003
tblVehicleEF	OBUS	0.02	0.02
tblVehicleEF	OBUS	0.24	0.52
tblVehicleEF	OBUS	0.38	0.60
tblVehicleEF	OBUS	4.64	2.25
tblVehicleEF	OBUS	70.58	66.89

Merrill Commerce Center (Phase C Construction - Mitigated) - San Bernardino-South Coast County, Summer

tblVehicleEF	OBUS	1,116.49	1,365.10
tblVehicleEF	OBUS	69.55	19.90
tblVehicleEF	OBUS	0.13	0.24
tblVehicleEF	OBUS	0.40	0.78
tblVehicleEF	OBUS	1.0000e-005	7.5000e-005
tblVehicleEF	OBUS	2.0510e-003	6.3820e-003
tblVehicleEF	OBUS	9.6400e-004	2.3500e-004
tblVehicleEF	OBUS	1.0000e-005	7.2000e-005
tblVehicleEF	OBUS	1.9380e-003	6.0850e-003
tblVehicleEF	OBUS	8.8700e-004	2.1600e-004
tblVehicleEF	OBUS	3.5980e-003	5.1580e-003
tblVehicleEF	OBUS	0.02	0.03
tblVehicleEF	OBUS	0.03	0.05
tblVehicleEF	OBUS	1.8620e-003	2.5390e-003
tblVehicleEF	OBUS	0.03	0.03
tblVehicleEF	OBUS	0.05	0.32
tblVehicleEF	OBUS	0.30	0.11
tblVehicleEF	OBUS	6.8600e-004	6.3800e-004
tblVehicleEF	OBUS	0.01	0.01
tblVehicleEF	OBUS	7.7700e-004	1.9700e-004
tblVehicleEF	OBUS	3.5980e-003	5.1580e-003
tblVehicleEF	OBUS	0.02	0.03
tblVehicleEF	OBUS	0.04	0.07
tblVehicleEF	OBUS	1.8620e-003	2.5390e-003
tblVehicleEF	OBUS	0.04	0.04
tblVehicleEF	OBUS	0.05	0.32
tblVehicleEF	OBUS	0.33	0.12

Merrill Commerce Center (Phase C Construction - Mitigated) - San Bernardino-South Coast County, Summer

tblVehicleEF	OBUS	0.01	8.9240e-003
tblVehicleEF	OBUS	5.6030e-003	5.0500e-003
tblVehicleEF	OBUS	0.02	0.02
tblVehicleEF	OBUS	0.25	0.52
tblVehicleEF	OBUS	0.37	0.59
tblVehicleEF	OBUS	5.03	2.43
tblVehicleEF	OBUS	63.44	68.58
tblVehicleEF	OBUS	1,116.49	1,365.08
tblVehicleEF	OBUS	69.55	20.22
tblVehicleEF	OBUS	0.12	0.27
tblVehicleEF	OBUS	0.42	0.83
tblVehicleEF	OBUS	1.4000e-005	9.8000e-005
tblVehicleEF	OBUS	2.0510e-003	6.3820e-003
tblVehicleEF	OBUS	9.6400e-004	2.3500e-004
tblVehicleEF	OBUS	1.4000e-005	9.4000e-005
tblVehicleEF	OBUS	1.9380e-003	6.0850e-003
tblVehicleEF	OBUS	8.8700e-004	2.1600e-004
tblVehicleEF	OBUS	1.8980e-003	2.7930e-003
tblVehicleEF	OBUS	0.02	0.03
tblVehicleEF	OBUS	0.03	0.05
tblVehicleEF	OBUS	8.1700e-004	1.1300e-003
tblVehicleEF	OBUS	0.03	0.03
tblVehicleEF	OBUS	0.05	0.34
tblVehicleEF	OBUS	0.31	0.12
tblVehicleEF	OBUS	6.1800e-004	6.5400e-004
tblVehicleEF	OBUS	0.01	0.01
tblVehicleEF	OBUS	7.8400e-004	2.0000e-004

Merrill Commerce Center (Phase C Construction - Mitigated) - San Bernardino-South Coast County, Summer

tblVehicleEF	OBUS	1.8980e-003	2.7930e-003
tblVehicleEF	OBUS	0.02	0.03
tblVehicleEF	OBUS	0.04	0.06
tblVehicleEF	OBUS	8.1700e-004	1.1300e-003
tblVehicleEF	OBUS	0.03	0.04
tblVehicleEF	OBUS	0.05	0.34
tblVehicleEF	OBUS	0.34	0.13
tblVehicleEF	SBUS	0.82	0.05
tblVehicleEF	SBUS	7.8130e-003	5.3990e-003
tblVehicleEF	SBUS	0.06	4.5740e-003
tblVehicleEF	SBUS	6.12	2.19
tblVehicleEF	SBUS	0.49	0.47
tblVehicleEF	SBUS	5.01	0.59
tblVehicleEF	SBUS	1,203.07	329.54
tblVehicleEF	SBUS	1,105.95	1,067.20
tblVehicleEF	SBUS	41.30	3.57
tblVehicleEF	SBUS	8.58	2.94
tblVehicleEF	SBUS	3.25	4.02
tblVehicleEF	SBUS	6.6860e-003	2.6920e-003
tblVehicleEF	SBUS	0.01	0.01
tblVehicleEF	SBUS	0.02	0.02
tblVehicleEF	SBUS	6.3200e-004	3.8000e-005
tblVehicleEF	SBUS	6.3970e-003	2.5760e-003
tblVehicleEF	SBUS	2.7260e-003	2.7350e-003
tblVehicleEF	SBUS	0.02	0.02
tblVehicleEF	SBUS	5.8100e-004	3.5000e-005
tblVehicleEF	SBUS	3.1550e-003	8.0900e-004

Merrill Commerce Center (Phase C Construction - Mitigated) - San Bernardino-South Coast County, Summer

tblVehicleEF	SBUS	0.02	6.0880e-003
tblVehicleEF	SBUS	0.72	0.23
tblVehicleEF	SBUS	1.5070e-003	4.0900e-004
tblVehicleEF	SBUS	0.09	0.08
tblVehicleEF	SBUS	9.7290e-003	0.04
tblVehicleEF	SBUS	0.26	0.03
tblVehicleEF	SBUS	0.01	3.1350e-003
tblVehicleEF	SBUS	0.01	0.01
tblVehicleEF	SBUS	5.0000e-004	3.5000e-005
tblVehicleEF	SBUS	3.1550e-003	8.0900e-004
tblVehicleEF	SBUS	0.02	6.0880e-003
tblVehicleEF	SBUS	1.04	0.32
tblVehicleEF	SBUS	1.5070e-003	4.0900e-004
tblVehicleEF	SBUS	0.11	0.09
tblVehicleEF	SBUS	9.7290e-003	0.04
tblVehicleEF	SBUS	0.29	0.03
tblVehicleEF	SBUS	0.82	0.05
tblVehicleEF	SBUS	7.9420e-003	5.4670e-003
tblVehicleEF	SBUS	0.05	3.7780e-003
tblVehicleEF	SBUS	6.01	2.16
tblVehicleEF	SBUS	0.50	0.47
tblVehicleEF	SBUS	3.43	0.42
tblVehicleEF	SBUS	1,262.44	335.12
tblVehicleEF	SBUS	1,105.95	1,067.21
tblVehicleEF	SBUS	41.30	3.27
tblVehicleEF	SBUS	8.85	2.98
tblVehicleEF	SBUS	3.05	3.77

Merrill Commerce Center (Phase C Construction - Mitigated) - San Bernardino-South Coast County, Summer

tblVehicleEF	SBUS	5.6360e-003	2.2790e-003
tblVehicleEF	SBUS	0.01	0.01
tblVehicleEF	SBUS	0.02	0.02
tblVehicleEF	SBUS	6.3200e-004	3.8000e-005
tblVehicleEF	SBUS	5.3920e-003	2.1800e-003
tblVehicleEF	SBUS	2.7260e-003	2.7350e-003
tblVehicleEF	SBUS	0.02	0.02
tblVehicleEF	SBUS	5.8100e-004	3.5000e-005
tblVehicleEF	SBUS	5.9800e-003	1.4630e-003
tblVehicleEF	SBUS	0.02	6.3280e-003
tblVehicleEF	SBUS	0.72	0.23
tblVehicleEF	SBUS	3.2100e-003	7.8800e-004
tblVehicleEF	SBUS	0.09	0.08
tblVehicleEF	SBUS	8.8900e-003	0.03
tblVehicleEF	SBUS	0.21	0.02
tblVehicleEF	SBUS	0.01	3.1880e-003
tblVehicleEF	SBUS	0.01	0.01
tblVehicleEF	SBUS	4.7300e-004	3.2000e-005
tblVehicleEF	SBUS	5.9800e-003	1.4630e-003
tblVehicleEF	SBUS	0.02	6.3280e-003
tblVehicleEF	SBUS	1.04	0.32
tblVehicleEF	SBUS	3.2100e-003	7.8800e-004
tblVehicleEF	SBUS	0.11	0.09
tblVehicleEF	SBUS	8.8900e-003	0.03
tblVehicleEF	SBUS	0.24	0.02
tblVehicleEF	SBUS	0.82	0.05
tblVehicleEF	SBUS	7.8160e-003	5.3960e-003

Merrill Commerce Center (Phase C Construction - Mitigated) - San Bernardino-South Coast County, Summer

tblVehicleEF	SBUS	0.06	4.6760e-003
tblVehicleEF	SBUS	6.28	2.24
tblVehicleEF	SBUS	0.49	0.46
tblVehicleEF	SBUS	5.06	0.61
tblVehicleEF	SBUS	1,121.07	321.84
tblVehicleEF	SBUS	1,105.95	1,067.20
tblVehicleEF	SBUS	41.30	3.59
tblVehicleEF	SBUS	8.20	2.88
tblVehicleEF	SBUS	3.20	3.96
tblVehicleEF	SBUS	8.1350e-003	3.2630e-003
tblVehicleEF	SBUS	0.01	0.01
tblVehicleEF	SBUS	0.02	0.02
tblVehicleEF	SBUS	6.3200e-004	3.8000e-005
tblVehicleEF	SBUS	7.7830e-003	3.1220e-003
tblVehicleEF	SBUS	2.7260e-003	2.7350e-003
tblVehicleEF	SBUS	0.02	0.02
tblVehicleEF	SBUS	5.8100e-004	3.5000e-005
tblVehicleEF	SBUS	3.0260e-003	7.5100e-004
tblVehicleEF	SBUS	0.02	6.2180e-003
tblVehicleEF	SBUS	0.73	0.23
tblVehicleEF	SBUS	1.4810e-003	4.0900e-004
tblVehicleEF	SBUS	0.09	0.08
tblVehicleEF	SBUS	0.01	0.04
tblVehicleEF	SBUS	0.27	0.03
tblVehicleEF	SBUS	0.01	3.0620e-003
tblVehicleEF	SBUS	0.01	0.01
tblVehicleEF	SBUS	5.0000e-004	3.6000e-005

Merrill Commerce Center (Phase C Construction - Mitigated) - San Bernardino-South Coast County, Summer

tblVehicleEF	SBUS	3.0260e-003	7.5100e-004
tblVehicleEF	SBUS	0.02	6.2180e-003
tblVehicleEF	SBUS	1.05	0.32
tblVehicleEF	SBUS	1.4810e-003	4.0900e-004
tblVehicleEF	SBUS	0.11	0.09
tblVehicleEF	SBUS	0.01	0.04
tblVehicleEF	SBUS	0.29	0.03
tblVehicleEF	UBUS	1.45	4.21
tblVehicleEF	UBUS	0.08	0.02
tblVehicleEF	UBUS	7.26	32.80
tblVehicleEF	UBUS	12.29	1.40
tblVehicleEF	UBUS	1,786.94	1,717.18
tblVehicleEF	UBUS	140.81	16.38
tblVehicleEF	UBUS	3.74	0.36
tblVehicleEF	UBUS	0.51	0.08
tblVehicleEF	UBUS	0.01	0.03
tblVehicleEF	UBUS	0.04	2.7210e-003
tblVehicleEF	UBUS	1.4740e-003	2.1500e-004
tblVehicleEF	UBUS	0.22	0.03
tblVehicleEF	UBUS	3.0000e-003	6.3130e-003
tblVehicleEF	UBUS	0.04	2.5860e-003
tblVehicleEF	UBUS	1.3550e-003	1.9700e-004
tblVehicleEF	UBUS	6.8450e-003	1.9240e-003
tblVehicleEF	UBUS	0.09	0.01
tblVehicleEF	UBUS	3.4980e-003	8.4100e-004
tblVehicleEF	UBUS	0.36	0.06
tblVehicleEF	UBUS	0.02	0.05

Merrill Commerce Center (Phase C Construction - Mitigated) - San Bernardino-South Coast County, Summer

tblVehicleEF	UBUS	1.04	0.07
tblVehicleEF	UBUS	9.2910e-003	3.7330e-003
tblVehicleEF	UBUS	1.6330e-003	1.6200e-004
tblVehicleEF	UBUS	6.8450e-003	1.9240e-003
tblVehicleEF	UBUS	0.09	0.01
tblVehicleEF	UBUS	3.4980e-003	8.4100e-004
tblVehicleEF	UBUS	1.85	4.30
tblVehicleEF	UBUS	0.02	0.05
tblVehicleEF	UBUS	1.13	0.08
tblVehicleEF	UBUS	1.45	4.21
tblVehicleEF	UBUS	0.07	0.02
tblVehicleEF	UBUS	7.32	32.80
tblVehicleEF	UBUS	10.15	1.15
tblVehicleEF	UBUS	1,786.94	1,717.18
tblVehicleEF	UBUS	140.81	15.96
tblVehicleEF	UBUS	3.47	0.36
tblVehicleEF	UBUS	0.51	0.08
tblVehicleEF	UBUS	0.01	0.03
tblVehicleEF	UBUS	0.04	2.7210e-003
tblVehicleEF	UBUS	1.4740e-003	2.1500e-004
tblVehicleEF	UBUS	0.22	0.03
tblVehicleEF	UBUS	3.0000e-003	6.3130e-003
tblVehicleEF	UBUS	0.04	2.5860e-003
tblVehicleEF	UBUS	1.3550e-003	1.9700e-004
tblVehicleEF	UBUS	0.01	3.6430e-003
tblVehicleEF	UBUS	0.11	0.01
tblVehicleEF	UBUS	8.0770e-003	1.8680e-003

Merrill Commerce Center (Phase C Construction - Mitigated) - San Bernardino-South Coast County, Summer

tblVehicleEF	UBUS	0.36	0.06
tblVehicleEF	UBUS	0.02	0.05
tblVehicleEF	UBUS	0.93	0.06
tblVehicleEF	UBUS	9.2920e-003	3.7330e-003
tblVehicleEF	UBUS	1.5960e-003	1.5800e-004
tblVehicleEF	UBUS	0.01	3.6430e-003
tblVehicleEF	UBUS	0.11	0.01
tblVehicleEF	UBUS	8.0770e-003	1.8680e-003
tblVehicleEF	UBUS	1.85	4.30
tblVehicleEF	UBUS	0.02	0.05
tblVehicleEF	UBUS	1.02	0.07
tblVehicleEF	UBUS	1.45	4.21
tblVehicleEF	UBUS	0.08	0.02
tblVehicleEF	UBUS	7.27	32.80
tblVehicleEF	UBUS	11.92	1.37
tblVehicleEF	UBUS	1,786.94	1,717.18
tblVehicleEF	UBUS	140.81	16.32
tblVehicleEF	UBUS	3.67	0.36
tblVehicleEF	UBUS	0.51	0.08
tblVehicleEF	UBUS	0.01	0.03
tblVehicleEF	UBUS	0.04	2.7210e-003
tblVehicleEF	UBUS	1.4740e-003	2.1500e-004
tblVehicleEF	UBUS	0.22	0.03
tblVehicleEF	UBUS	3.0000e-003	6.3130e-003
tblVehicleEF	UBUS	0.04	2.5860e-003
tblVehicleEF	UBUS	1.3550e-003	1.9700e-004
tblVehicleEF	UBUS	7.5030e-003	1.9560e-003

Merrill Commerce Center (Phase C Construction - Mitigated) - San Bernardino-South Coast County, Summer

tblVehicleEF	UBUS	0.11	0.01
tblVehicleEF	UBUS	3.5680e-003	8.2800e-004
tblVehicleEF	UBUS	0.36	0.06
tblVehicleEF	UBUS	0.03	0.05
tblVehicleEF	UBUS	1.02	0.07
tblVehicleEF	UBUS	9.2910e-003	3.7330e-003
tblVehicleEF	UBUS	1.6260e-003	1.6200e-004
tblVehicleEF	UBUS	7.5030e-003	1.9560e-003
tblVehicleEF	UBUS	0.11	0.01
tblVehicleEF	UBUS	3.5680e-003	8.2800e-004
tblVehicleEF	UBUS	1.85	4.30
tblVehicleEF	UBUS	0.03	0.05
tblVehicleEF	UBUS	1.12	0.07
tblVehicleTrips	CC_TL	8.40	0.00
tblVehicleTrips	CC_TL	8.40	0.00
tblVehicleTrips	CC_TTP	28.00	0.00
tblVehicleTrips	CNW_TL	6.90	0.00
tblVehicleTrips	CNW_TL	6.90	0.00
tblVehicleTrips	CNW_TTP	13.00	0.00
tblVehicleTrips	CW_TL	16.60	0.00
tblVehicleTrips	CW_TL	16.60	0.00
tblVehicleTrips	CW_TTP	59.00	0.00
tblVehicleTrips	DV_TP	19.00	0.00
tblVehicleTrips	PB_TP	2.00	0.00
tblVehicleTrips	PR_TP	79.00	0.00
tblVehicleTrips	ST_TR	2.49	0.00
tblVehicleTrips	SU_TR	0.73	0.00

Merrill Commerce Center (Phase C Construction - Mitigated) - San Bernardino-South Coast County, Summer

tblVehicleTrips	WD_TR	6.83	0.00
tblWater	IndoorWaterUseRate	333,231,250.00	0.00

2.0 Emissions Summary

Merrill Commerce Center (Phase C Construction - Mitigated) - San Bernardino-South Coast County, Summer

2.1 Overall Construction (Maximum Daily Emission)**Unmitigated Construction**

	ROG	NOx	CO	SO2	Fugitive PM10	Exhaust PM10	PM10 Total	Fugitive PM2.5	Exhaust PM2.5	PM2.5 Total	Bio- CO2	NBio- CO2	Total CO2	CH4	N2O	CO2e
Year	lb/day										lb/day					
2025	2.1814	20.2887	20.1030	0.0459	2.8752	0.8556	3.7308	0.5567	0.7947	1.3513	0.0000	4,488.2808	4,488.2808	1.0776	0.0000	4,515.2197
2026	24.9602	51.7699	60.8062	0.2151	21.9792	1.4894	23.4686	10.3848	1.3703	11.7551	0.0000	21,595.2836	21,595.2836	2.3644	0.0000	21,654.3935
Maximum	24.9602	51.7699	60.8062	0.2151	21.9792	1.4894	23.4686	10.3848	1.3703	11.7551	0.0000	21,595.2836	21,595.2836	2.3644	0.0000	21,654.3935

Mitigated Construction

	ROG	NOx	CO	SO2	Fugitive PM10	Exhaust PM10	PM10 Total	Fugitive PM2.5	Exhaust PM2.5	PM2.5 Total	Bio- CO2	NBio- CO2	Total CO2	CH4	N2O	CO2e
Year	lb/day										lb/day					
2025	0.5511	3.0954	23.9645	0.0459	1.8619	0.0645	1.9264	0.4033	0.0643	0.4676	0.0000	4,488.2808	4,488.2808	1.0776	0.0000	4,515.2197
2026	22.4830	24.9090	69.0434	0.2151	11.1167	0.1811	11.2978	4.0826	0.1760	4.1770	0.0000	21,595.2836	21,595.2836	2.3644	0.0000	21,654.3935
Maximum	22.4830	24.9090	69.0434	0.2151	11.1167	0.1811	11.2978	4.0826	0.1760	4.1770	0.0000	21,595.2836	21,595.2836	2.3644	0.0000	21,654.3935

	ROG	NOx	CO	SO2	Fugitive PM10	Exhaust PM10	PM10 Total	Fugitive PM2.5	Exhaust PM2.5	PM2.5 Total	Bio- CO2	NBio- CO2	Total CO2	CH4	N2O	CO2e
Percent Reduction	15.13	61.14	-14.95	0.00	47.78	89.53	51.38	59.00	88.90	64.56	0.00	0.00	0.00	0.00	0.00	0.00

Merrill Commerce Center (Phase C Construction - Mitigated) - San Bernardino-South Coast County, Summer

2.2 Overall Operational**Unmitigated Operational**

	ROG	NOx	CO	SO2	Fugitive PM10	Exhaust PM10	PM10 Total	Fugitive PM2.5	Exhaust PM2.5	PM2.5 Total	Bio- CO2	NBio- CO2	Total CO2	CH4	N2O	CO2e
Category	lb/day										lb/day					
Area	32.2895	1.3300e-003	0.1472	1.0000e-005		5.2000e-004	5.2000e-004		5.2000e-004	5.2000e-004		0.3164	0.3164	8.2000e-004		0.3369
Energy	0.0000	0.0000	0.0000	0.0000		0.0000	0.0000		0.0000	0.0000		0.0000	0.0000	0.0000	0.0000	0.0000
Mobile	0.0000	0.0000	0.0000	0.0000	0.0000	0.0000	0.0000	0.0000	0.0000	0.0000		0.0000	0.0000	0.0000		0.0000
Total	32.2895	1.3300e-003	0.1472	1.0000e-005	0.0000	5.2000e-004	5.2000e-004	0.0000	5.2000e-004	5.2000e-004		0.3164	0.3164	8.2000e-004	0.0000	0.3369

Mitigated Operational

	ROG	NOx	CO	SO2	Fugitive PM10	Exhaust PM10	PM10 Total	Fugitive PM2.5	Exhaust PM2.5	PM2.5 Total	Bio- CO2	NBio- CO2	Total CO2	CH4	N2O	CO2e
Category	lb/day										lb/day					
Area	32.2895	1.3300e-003	0.1472	1.0000e-005		5.2000e-004	5.2000e-004		5.2000e-004	5.2000e-004		0.3164	0.3164	8.2000e-004		0.3369
Energy	0.0000	0.0000	0.0000	0.0000		0.0000	0.0000		0.0000	0.0000		0.0000	0.0000	0.0000	0.0000	0.0000
Mobile	0.0000	0.0000	0.0000	0.0000	0.0000	0.0000	0.0000	0.0000	0.0000	0.0000		0.0000	0.0000	0.0000		0.0000
Total	32.2895	1.3300e-003	0.1472	1.0000e-005	0.0000	5.2000e-004	5.2000e-004	0.0000	5.2000e-004	5.2000e-004		0.3164	0.3164	8.2000e-004	0.0000	0.3369

Merrill Commerce Center (Phase C Construction - Mitigated) - San Bernardino-South Coast County, Summer

	ROG	NOx	CO	SO2	Fugitive PM10	Exhaust PM10	PM10 Total	Fugitive PM2.5	Exhaust PM2.5	PM2.5 Total	Bio- CO2	NBio-CO2	Total CO2	CH4	N2O	CO2e
Percent Reduction	0.00	0.00	0.00	0.00	0.00	0.00	0.00	0.00	0.00	0.00	0.00	0.00	0.00	0.00	0.00	0.00

3.0 Construction Detail

Construction Phase

Phase Number	Phase Name	Phase Type	Start Date	End Date	Num Days Week	Num Days	Phase Description
1	Demolition	Demolition	12/27/2025	2/6/2026	5	30	
2	Site Preparation	Site Preparation	2/7/2026	3/20/2026	5	30	
3	Grading	Grading	3/21/2026	5/29/2026	5	50	
4	Building Construction	Building Construction	5/30/2026	12/25/2026	5	150	
5	Paving	Paving	9/14/2026	12/25/2026	5	75	
6	Architectural Coating	Architectural Coating	9/14/2026	12/25/2026	5	75	

Acres of Grading (Site Preparation Phase): 105

Acres of Grading (Grading Phase): 200

Acres of Paving: 4.5

Residential Indoor: 0; Residential Outdoor: 0; Non-Residential Indoor: 2,161,500; Non-Residential Outdoor: 720,500; Striped Parking Area: 11,761 (Architectural Coating – sqft)

OffRoad Equipment

Merrill Commerce Center (Phase C Construction - Mitigated) - San Bernardino-South Coast County, Summer

Phase Name	Offroad Equipment Type	Amount	Usage Hours	Horse Power	Load Factor
Demolition	Concrete/Industrial Saws	1	8.00	81	0.73
Demolition	Excavators	3	8.00	158	0.38
Demolition	Rubber Tired Dozers	2	8.00	247	0.40
Site Preparation	Crawler Tractors	4	8.00	212	0.43
Site Preparation	Rubber Tired Dozers	3	8.00	247	0.40
Site Preparation	Tractors/Loaders/Backhoes	0	8.00	97	0.37
Grading	Crawler Tractors	2	8.00	212	0.43
Grading	Excavators	2	8.00	158	0.38
Grading	Graders	1	8.00	187	0.41
Grading	Rubber Tired Dozers	1	8.00	247	0.40
Grading	Scrapers	2	8.00	367	0.48
Grading	Tractors/Loaders/Backhoes	0	8.00	97	0.37
Building Construction	Cranes	1	8.00	231	0.29
Building Construction	Crawler Tractors	3	8.00	212	0.43
Building Construction	Forklifts	3	8.00	89	0.20
Building Construction	Generator Sets	1	8.00	84	0.74
Building Construction	Tractors/Loaders/Backhoes	0	8.00	97	0.37
Building Construction	Welders	1	8.00	46	0.45
Paving	Pavers	2	8.00	130	0.42
Paving	Paving Equipment	2	8.00	132	0.36
Paving	Rollers	2	8.00	80	0.38
Architectural Coating	Air Compressors	1	8.00	78	0.48

Trips and VMT

Merrill Commerce Center (Phase C Construction - Mitigated) - San Bernardino-South Coast County, Summer

Phase Name	Offroad Equipment Count	Worker Trip Number	Vendor Trip Number	Hauling Trip Number	Worker Trip Length	Vendor Trip Length	Hauling Trip Length	Worker Vehicle Class	Vendor Vehicle Class	Hauling Vehicle Class
Demolition	6	15.00	0.00	230.00	14.70	6.90	20.00	LD_Mix	HDT_Mix	HHDT
Site Preparation	7	18.00	0.00	0.00	14.70	6.90	20.00	LD_Mix	HDT_Mix	HHDT
Grading	8	20.00	0.00	0.00	14.70	6.90	20.00	LD_Mix	HDT_Mix	HHDT
Building Construction	9	688.00	268.00	0.00	14.70	6.90	20.00	LD_Mix	HDT_Mix	HHDT
Paving	6	15.00	0.00	0.00	14.70	6.90	20.00	LD_Mix	HDT_Mix	HHDT
Architectural Coating	1	138.00	0.00	0.00	14.70	6.90	20.00	LD_Mix	HDT_Mix	HHDT

3.1 Mitigation Measures Construction

Use Cleaner Engines for Construction Equipment

Water Exposed Area

3.2 Demolition - 2025**Unmitigated Construction On-Site**

	ROG	NOx	CO	SO2	Fugitive PM10	Exhaust PM10	PM10 Total	Fugitive PM2.5	Exhaust PM2.5	PM2.5 Total	Bio- CO2	NBio- CO2	Total CO2	CH4	N2O	CO2e
Category	lb/day										lb/day					
Fugitive Dust					1.6612	0.0000	1.6612	0.2515	0.0000	0.2515			0.0000			0.0000
Off-Road	2.0926	19.1966	19.4184	0.0388		0.8528	0.8528		0.7920	0.7920		3,747.5996	3,747.5996	1.0464		3,773.7606
Total	2.0926	19.1966	19.4184	0.0388	1.6612	0.8528	2.5139	0.2515	0.7920	1.0435		3,747.5996	3,747.5996	1.0464		3,773.7606

Merrill Commerce Center (Phase C Construction - Mitigated) - San Bernardino-South Coast County, Summer

3.2 Demolition - 2025**Unmitigated Construction Off-Site**

	ROG	NOx	CO	SO2	Fugitive PM10	Exhaust PM10	PM10 Total	Fugitive PM2.5	Exhaust PM2.5	PM2.5 Total	Bio- CO2	NBio- CO2	Total CO2	CH4	N2O	CO2e
Category	lb/day										lb/day					
Hauling	0.0297	1.0607	0.2329	5.6300e-003	1.0464	1.8500e-003	1.0483	0.2607	1.7700e-003	0.2625		599.2331	599.2331	0.0280		599.9336
Vendor	0.0000	0.0000	0.0000	0.0000	0.0000	0.0000	0.0000	0.0000	0.0000	0.0000		0.0000	0.0000	0.0000		0.0000
Worker	0.0591	0.0314	0.4517	1.4200e-003	0.1677	9.8000e-004	0.1687	0.0445	9.0000e-004	0.0454		141.4481	141.4481	3.1000e-003		141.5255
Total	0.0888	1.0922	0.6846	7.0500e-003	1.2141	2.8300e-003	1.2169	0.3052	2.6700e-003	0.3078		740.6812	740.6812	0.0311		741.4591

Mitigated Construction On-Site

	ROG	NOx	CO	SO2	Fugitive PM10	Exhaust PM10	PM10 Total	Fugitive PM2.5	Exhaust PM2.5	PM2.5 Total	Bio- CO2	NBio- CO2	Total CO2	CH4	N2O	CO2e
Category	lb/day										lb/day					
Fugitive Dust					0.6479	0.0000	0.6479	0.0981	0.0000	0.0981			0.0000			0.0000
Off-Road	0.4623	2.0032	23.2798	0.0388		0.0616	0.0616		0.0616	0.0616	0.0000	3,747.5996	3,747.5996	1.0464		3,773.7606
Total	0.4623	2.0032	23.2798	0.0388	0.6479	0.0616	0.7095	0.0981	0.0616	0.1597	0.0000	3,747.5996	3,747.5996	1.0464		3,773.7606

Merrill Commerce Center (Phase C Construction - Mitigated) - San Bernardino-South Coast County, Summer

3.2 Demolition - 2025**Mitigated Construction Off-Site**

	ROG	NOx	CO	SO2	Fugitive PM10	Exhaust PM10	PM10 Total	Fugitive PM2.5	Exhaust PM2.5	PM2.5 Total	Bio- CO2	NBio- CO2	Total CO2	CH4	N2O	CO2e
Category	lb/day										lb/day					
Hauling	0.0297	1.0607	0.2329	5.6300e-003	1.0464	1.8500e-003	1.0483	0.2607	1.7700e-003	0.2625		599.2331	599.2331	0.0280		599.9336
Vendor	0.0000	0.0000	0.0000	0.0000	0.0000	0.0000	0.0000	0.0000	0.0000	0.0000		0.0000	0.0000	0.0000		0.0000
Worker	0.0591	0.0314	0.4517	1.4200e-003	0.1677	9.8000e-004	0.1687	0.0445	9.0000e-004	0.0454		141.4481	141.4481	3.1000e-003		141.5255
Total	0.0888	1.0922	0.6846	7.0500e-003	1.2141	2.8300e-003	1.2169	0.3052	2.6700e-003	0.3078		740.6812	740.6812	0.0311		741.4591

3.2 Demolition - 2026**Unmitigated Construction On-Site**

	ROG	NOx	CO	SO2	Fugitive PM10	Exhaust PM10	PM10 Total	Fugitive PM2.5	Exhaust PM2.5	PM2.5 Total	Bio- CO2	NBio- CO2	Total CO2	CH4	N2O	CO2e
Category	lb/day										lb/day					
Fugitive Dust					1.6612	0.0000	1.6612	0.2515	0.0000	0.2515			0.0000			0.0000
Off-Road	2.0926	19.1966	19.4184	0.0388		0.8528	0.8528		0.7920	0.7920		3,747.5996	3,747.5996	1.0464		3,773.7606
Total	2.0926	19.1966	19.4184	0.0388	1.6612	0.8528	2.5139	0.2515	0.7920	1.0435		3,747.5996	3,747.5996	1.0464		3,773.7606

Merrill Commerce Center (Phase C Construction - Mitigated) - San Bernardino-South Coast County, Summer

3.2 Demolition - 2026**Unmitigated Construction Off-Site**

	ROG	NOx	CO	SO2	Fugitive PM10	Exhaust PM10	PM10 Total	Fugitive PM2.5	Exhaust PM2.5	PM2.5 Total	Bio- CO2	NBio- CO2	Total CO2	CH4	N2O	CO2e
Category	lb/day										lb/day					
Hauling	0.0295	1.0463	0.2327	5.6000e-003	0.1454	1.8300e-003	0.1472	0.0395	1.7500e-003	0.0413		596.0661	596.0661	0.0280		596.7653
Vendor	0.0000	0.0000	0.0000	0.0000	0.0000	0.0000	0.0000	0.0000	0.0000	0.0000		0.0000	0.0000	0.0000		0.0000
Worker	0.0560	0.0287	0.4201	1.3700e-003	0.1677	9.5000e-004	0.1686	0.0445	8.8000e-004	0.0453		136.3156	136.3156	2.8100e-003		136.3859
Total	0.0855	1.0750	0.6528	6.9700e-003	0.3131	2.7800e-003	0.3159	0.0840	2.6300e-003	0.0866		732.3817	732.3817	0.0308		733.1512

Mitigated Construction On-Site

	ROG	NOx	CO	SO2	Fugitive PM10	Exhaust PM10	PM10 Total	Fugitive PM2.5	Exhaust PM2.5	PM2.5 Total	Bio- CO2	NBio- CO2	Total CO2	CH4	N2O	CO2e
Category	lb/day										lb/day					
Fugitive Dust					0.6479	0.0000	0.6479	0.0981	0.0000	0.0981			0.0000			0.0000
Off-Road	0.4623	2.0032	23.2798	0.0388		0.0616	0.0616		0.0616	0.0616	0.0000	3,747.5996	3,747.5996	1.0464		3,773.7606
Total	0.4623	2.0032	23.2798	0.0388	0.6479	0.0616	0.7095	0.0981	0.0616	0.1597	0.0000	3,747.5996	3,747.5996	1.0464		3,773.7606

Merrill Commerce Center (Phase C Construction - Mitigated) - San Bernardino-South Coast County, Summer

3.2 Demolition - 2026**Mitigated Construction Off-Site**

	ROG	NOx	CO	SO2	Fugitive PM10	Exhaust PM10	PM10 Total	Fugitive PM2.5	Exhaust PM2.5	PM2.5 Total	Bio- CO2	NBio- CO2	Total CO2	CH4	N2O	CO2e
Category	lb/day										lb/day					
Hauling	0.0295	1.0463	0.2327	5.6000e-003	0.1454	1.8300e-003	0.1472	0.0395	1.7500e-003	0.0413		596.0661	596.0661	0.0280		596.7653
Vendor	0.0000	0.0000	0.0000	0.0000	0.0000	0.0000	0.0000	0.0000	0.0000	0.0000		0.0000	0.0000	0.0000		0.0000
Worker	0.0560	0.0287	0.4201	1.3700e-003	0.1677	9.5000e-004	0.1686	0.0445	8.8000e-004	0.0453		136.3156	136.3156	2.8100e-003		136.3859
Total	0.0855	1.0750	0.6528	6.9700e-003	0.3131	2.7800e-003	0.3159	0.0840	2.6300e-003	0.0866		732.3817	732.3817	0.0308		733.1512

3.3 Site Preparation - 2026**Unmitigated Construction On-Site**

	ROG	NOx	CO	SO2	Fugitive PM10	Exhaust PM10	PM10 Total	Fugitive PM2.5	Exhaust PM2.5	PM2.5 Total	Bio- CO2	NBio- CO2	Total CO2	CH4	N2O	CO2e
Category	lb/day										lb/day					
Fugitive Dust					21.7780	0.0000	21.7780	10.3315	0.0000	10.3315			0.0000			0.0000
Off-Road	3.4390	35.7243	17.4082	0.0569		1.4883	1.4883		1.3692	1.3692		5,513.9540	5,513.9540	1.7833		5,558.5371
Total	3.4390	35.7243	17.4082	0.0569	21.7780	1.4883	23.2663	10.3315	1.3692	11.7007		5,513.9540	5,513.9540	1.7833		5,558.5371

Merrill Commerce Center (Phase C Construction - Mitigated) - San Bernardino-South Coast County, Summer

3.3 Site Preparation - 2026**Unmitigated Construction Off-Site**

	ROG	NOx	CO	SO2	Fugitive PM10	Exhaust PM10	PM10 Total	Fugitive PM2.5	Exhaust PM2.5	PM2.5 Total	Bio- CO2	NBio- CO2	Total CO2	CH4	N2O	CO2e
Category	lb/day										lb/day					
Hauling	0.0000	0.0000	0.0000	0.0000	0.0000	0.0000	0.0000	0.0000	0.0000	0.0000		0.0000	0.0000	0.0000		0.0000
Vendor	0.0000	0.0000	0.0000	0.0000	0.0000	0.0000	0.0000	0.0000	0.0000	0.0000		0.0000	0.0000	0.0000		0.0000
Worker	0.0672	0.0345	0.5042	1.6400e-003	0.2012	1.1400e-003	0.2023	0.0534	1.0500e-003	0.0544		163.5787	163.5787	3.3800e-003		163.6631
Total	0.0672	0.0345	0.5042	1.6400e-003	0.2012	1.1400e-003	0.2023	0.0534	1.0500e-003	0.0544		163.5787	163.5787	3.3800e-003		163.6631

Mitigated Construction On-Site

	ROG	NOx	CO	SO2	Fugitive PM10	Exhaust PM10	PM10 Total	Fugitive PM2.5	Exhaust PM2.5	PM2.5 Total	Bio- CO2	NBio- CO2	Total CO2	CH4	N2O	CO2e
Category	lb/day										lb/day					
Fugitive Dust					8.4934	0.0000	8.4934	4.0293	0.0000	4.0293			0.0000			0.0000
Off-Road	0.6995	3.0313	25.6493	0.0569		0.0933	0.0933		0.0933	0.0933	0.0000	5,513.9540	5,513.9540	1.7833		5,558.5371
Total	0.6995	3.0313	25.6493	0.0569	8.4934	0.0933	8.5867	4.0293	0.0933	4.1225	0.0000	5,513.9540	5,513.9540	1.7833		5,558.5371

Merrill Commerce Center (Phase C Construction - Mitigated) - San Bernardino-South Coast County, Summer

3.3 Site Preparation - 2026**Mitigated Construction Off-Site**

	ROG	NOx	CO	SO2	Fugitive PM10	Exhaust PM10	PM10 Total	Fugitive PM2.5	Exhaust PM2.5	PM2.5 Total	Bio- CO2	NBio- CO2	Total CO2	CH4	N2O	CO2e
Category	lb/day										lb/day					
Hauling	0.0000	0.0000	0.0000	0.0000	0.0000	0.0000	0.0000	0.0000	0.0000	0.0000		0.0000	0.0000	0.0000		0.0000
Vendor	0.0000	0.0000	0.0000	0.0000	0.0000	0.0000	0.0000	0.0000	0.0000	0.0000		0.0000	0.0000	0.0000		0.0000
Worker	0.0672	0.0345	0.5042	1.6400e-003	0.2012	1.1400e-003	0.2023	0.0534	1.0500e-003	0.0544		163.5787	163.5787	3.3800e-003		163.6631
Total	0.0672	0.0345	0.5042	1.6400e-003	0.2012	1.1400e-003	0.2023	0.0534	1.0500e-003	0.0544		163.5787	163.5787	3.3800e-003		163.6631

3.4 Grading - 2026**Unmitigated Construction On-Site**

	ROG	NOx	CO	SO2	Fugitive PM10	Exhaust PM10	PM10 Total	Fugitive PM2.5	Exhaust PM2.5	PM2.5 Total	Bio- CO2	NBio- CO2	Total CO2	CH4	N2O	CO2e
Category	lb/day										lb/day					
Fugitive Dust					10.2641	0.0000	10.2641	3.7683	0.0000	3.7683			0.0000			0.0000
Off-Road	3.3844	33.1881	26.0793	0.0715		1.3316	1.3316		1.2251	1.2251		6,920.7066	6,920.7066	2.2383		6,976.6640
Total	3.3844	33.1881	26.0793	0.0715	10.2641	1.3316	11.5957	3.7683	1.2251	4.9934		6,920.7066	6,920.7066	2.2383		6,976.6640

Merrill Commerce Center (Phase C Construction - Mitigated) - San Bernardino-South Coast County, Summer

3.4 Grading - 2026**Unmitigated Construction Off-Site**

	ROG	NOx	CO	SO2	Fugitive PM10	Exhaust PM10	PM10 Total	Fugitive PM2.5	Exhaust PM2.5	PM2.5 Total	Bio- CO2	NBio- CO2	Total CO2	CH4	N2O	CO2e
Category	lb/day										lb/day					
Hauling	0.0000	0.0000	0.0000	0.0000	0.0000	0.0000	0.0000	0.0000	0.0000	0.0000		0.0000	0.0000	0.0000		0.0000
Vendor	0.0000	0.0000	0.0000	0.0000	0.0000	0.0000	0.0000	0.0000	0.0000	0.0000		0.0000	0.0000	0.0000		0.0000
Worker	0.0746	0.0383	0.5602	1.8200e-003	0.2236	1.2700e-003	0.2248	0.0593	1.1700e-003	0.0605		181.7542	181.7542	3.7500e-003		181.8479
Total	0.0746	0.0383	0.5602	1.8200e-003	0.2236	1.2700e-003	0.2248	0.0593	1.1700e-003	0.0605		181.7542	181.7542	3.7500e-003		181.8479

Mitigated Construction On-Site

	ROG	NOx	CO	SO2	Fugitive PM10	Exhaust PM10	PM10 Total	Fugitive PM2.5	Exhaust PM2.5	PM2.5 Total	Bio- CO2	NBio- CO2	Total CO2	CH4	N2O	CO2e
Category	lb/day										lb/day					
Fugitive Dust					4.0030	0.0000	4.0030	1.4696	0.0000	1.4696			0.0000			0.0000
Off-Road	0.8785	3.8069	35.3893	0.0715		0.1171	0.1171		0.1171	0.1171	0.0000	6,920.7066	6,920.7066	2.2383		6,976.6640
Total	0.8785	3.8069	35.3893	0.0715	4.0030	0.1171	4.1201	1.4696	0.1171	1.5868	0.0000	6,920.7066	6,920.7066	2.2383		6,976.6640

Merrill Commerce Center (Phase C Construction - Mitigated) - San Bernardino-South Coast County, Summer

3.4 Grading - 2026**Mitigated Construction Off-Site**

	ROG	NOx	CO	SO2	Fugitive PM10	Exhaust PM10	PM10 Total	Fugitive PM2.5	Exhaust PM2.5	PM2.5 Total	Bio- CO2	NBio- CO2	Total CO2	CH4	N2O	CO2e
Category	lb/day										lb/day					
Hauling	0.0000	0.0000	0.0000	0.0000	0.0000	0.0000	0.0000	0.0000	0.0000	0.0000		0.0000	0.0000	0.0000		0.0000
Vendor	0.0000	0.0000	0.0000	0.0000	0.0000	0.0000	0.0000	0.0000	0.0000	0.0000		0.0000	0.0000	0.0000		0.0000
Worker	0.0746	0.0383	0.5602	1.8200e-003	0.2236	1.2700e-003	0.2248	0.0593	1.1700e-003	0.0605		181.7542	181.7542	3.7500e-003		181.8479
Total	0.0746	0.0383	0.5602	1.8200e-003	0.2236	1.2700e-003	0.2248	0.0593	1.1700e-003	0.0605		181.7542	181.7542	3.7500e-003		181.8479

3.5 Building Construction - 2026**Unmitigated Construction On-Site**

	ROG	NOx	CO	SO2	Fugitive PM10	Exhaust PM10	PM10 Total	Fugitive PM2.5	Exhaust PM2.5	PM2.5 Total	Bio- CO2	NBio- CO2	Total CO2	CH4	N2O	CO2e
Category	lb/day										lb/day					
Off-Road	2.1808	21.2342	16.7602	0.0430		0.8658	0.8658		0.8074	0.8074		4,108.2363	4,108.2363	1.1028		4,135.8068
Total	2.1808	21.2342	16.7602	0.0430		0.8658	0.8658		0.8074	0.8074		4,108.2363	4,108.2363	1.1028		4,135.8068

Merrill Commerce Center (Phase C Construction - Mitigated) - San Bernardino-South Coast County, Summer

3.5 Building Construction - 2026**Unmitigated Construction Off-Site**

	ROG	NOx	CO	SO2	Fugitive PM10	Exhaust PM10	PM10 Total	Fugitive PM2.5	Exhaust PM2.5	PM2.5 Total	Bio- CO2	NBio- CO2	Total CO2	CH4	N2O	CO2e
Category	lb/day										lb/day					
Hauling	0.0000	0.0000	0.0000	0.0000	0.0000	0.0000	0.0000	0.0000	0.0000	0.0000		0.0000	0.0000	0.0000		0.0000
Vendor	0.4576	18.8153	3.5004	0.0687	1.7164	0.0178	1.7341	0.4942	0.0170	0.5112		7,262.2756	7,262.2756	0.3697		7,271.5180
Worker	2.5673	1.3182	19.2702	0.0627	7.6902	0.0436	7.7339	2.0395	0.0402	2.0796		6,252.3431	6,252.3431	0.1290		6,255.5686
Total	3.0249	20.1336	22.7705	0.1314	9.4066	0.0614	9.4680	2.5337	0.0572	2.5908		13,514.6187	13,514.6187	0.4987		13,527.0865

Mitigated Construction On-Site

	ROG	NOx	CO	SO2	Fugitive PM10	Exhaust PM10	PM10 Total	Fugitive PM2.5	Exhaust PM2.5	PM2.5 Total	Bio- CO2	NBio- CO2	Total CO2	CH4	N2O	CO2e
Category	lb/day										lb/day					
Off-Road	0.5264	3.0952	22.2486	0.0430		0.0673	0.0673		0.0673	0.0673	0.0000	4,108.2363	4,108.2363	1.1028		4,135.8068
Total	0.5264	3.0952	22.2486	0.0430		0.0673	0.0673		0.0673	0.0673	0.0000	4,108.2363	4,108.2363	1.1028		4,135.8068

Merrill Commerce Center (Phase C Construction - Mitigated) - San Bernardino-South Coast County, Summer

3.5 Building Construction - 2026**Mitigated Construction Off-Site**

	ROG	NOx	CO	SO2	Fugitive PM10	Exhaust PM10	PM10 Total	Fugitive PM2.5	Exhaust PM2.5	PM2.5 Total	Bio- CO2	NBio- CO2	Total CO2	CH4	N2O	CO2e
Category	lb/day										lb/day					
Hauling	0.0000	0.0000	0.0000	0.0000	0.0000	0.0000	0.0000	0.0000	0.0000	0.0000		0.0000	0.0000	0.0000		0.0000
Vendor	0.4576	18.8153	3.5004	0.0687	1.7164	0.0178	1.7341	0.4942	0.0170	0.5112		7,262.2756	7,262.2756	0.3697		7,271.5180
Worker	2.5673	1.3182	19.2702	0.0627	7.6902	0.0436	7.7339	2.0395	0.0402	2.0796		6,252.3431	6,252.3431	0.1290		6,255.5686
Total	3.0249	20.1336	22.7705	0.1314	9.4066	0.0614	9.4680	2.5337	0.0572	2.5908		13,514.6187	13,514.6187	0.4987		13,527.0865

3.6 Paving - 2026**Unmitigated Construction On-Site**

	ROG	NOx	CO	SO2	Fugitive PM10	Exhaust PM10	PM10 Total	Fugitive PM2.5	Exhaust PM2.5	PM2.5 Total	Bio- CO2	NBio- CO2	Total CO2	CH4	N2O	CO2e
Category	lb/day										lb/day					
Off-Road	0.9152	8.5816	14.5780	0.0228		0.4185	0.4185		0.3850	0.3850		2,206.7452	2,206.7452	0.7137		2,224.5878
Paving	0.1572					0.0000	0.0000		0.0000	0.0000			0.0000			0.0000
Total	1.0724	8.5816	14.5780	0.0228		0.4185	0.4185		0.3850	0.3850		2,206.7452	2,206.7452	0.7137		2,224.5878

Merrill Commerce Center (Phase C Construction - Mitigated) - San Bernardino-South Coast County, Summer

3.6 Paving - 2026**Unmitigated Construction Off-Site**

	ROG	NOx	CO	SO2	Fugitive PM10	Exhaust PM10	PM10 Total	Fugitive PM2.5	Exhaust PM2.5	PM2.5 Total	Bio- CO2	NBio- CO2	Total CO2	CH4	N2O	CO2e
Category	lb/day										lb/day					
Hauling	0.0000	0.0000	0.0000	0.0000	0.0000	0.0000	0.0000	0.0000	0.0000	0.0000		0.0000	0.0000	0.0000		0.0000
Vendor	0.0000	0.0000	0.0000	0.0000	0.0000	0.0000	0.0000	0.0000	0.0000	0.0000		0.0000	0.0000	0.0000		0.0000
Worker	0.0560	0.0287	0.4201	1.3700e-003	0.1677	9.5000e-004	0.1686	0.0445	8.8000e-004	0.0453		136.3156	136.3156	2.8100e-003		136.3859
Total	0.0560	0.0287	0.4201	1.3700e-003	0.1677	9.5000e-004	0.1686	0.0445	8.8000e-004	0.0453		136.3156	136.3156	2.8100e-003		136.3859

Mitigated Construction On-Site

	ROG	NOx	CO	SO2	Fugitive PM10	Exhaust PM10	PM10 Total	Fugitive PM2.5	Exhaust PM2.5	PM2.5 Total	Bio- CO2	NBio- CO2	Total CO2	CH4	N2O	CO2e
Category	lb/day										lb/day					
Off-Road	0.2805	1.2154	17.2957	0.0228		0.0374	0.0374		0.0374	0.0374	0.0000	2,206.7452	2,206.7452	0.7137		2,224.5878
Paving	0.1572					0.0000	0.0000		0.0000	0.0000			0.0000			0.0000
Total	0.4377	1.2154	17.2957	0.0228		0.0374	0.0374		0.0374	0.0374	0.0000	2,206.7452	2,206.7452	0.7137		2,224.5878

Merrill Commerce Center (Phase C Construction - Mitigated) - San Bernardino-South Coast County, Summer

3.6 Paving - 2026**Mitigated Construction Off-Site**

	ROG	NOx	CO	SO2	Fugitive PM10	Exhaust PM10	PM10 Total	Fugitive PM2.5	Exhaust PM2.5	PM2.5 Total	Bio- CO2	NBio- CO2	Total CO2	CH4	N2O	CO2e
Category	lb/day										lb/day					
Hauling	0.0000	0.0000	0.0000	0.0000	0.0000	0.0000	0.0000	0.0000	0.0000	0.0000		0.0000	0.0000	0.0000		0.0000
Vendor	0.0000	0.0000	0.0000	0.0000	0.0000	0.0000	0.0000	0.0000	0.0000	0.0000		0.0000	0.0000	0.0000		0.0000
Worker	0.0560	0.0287	0.4201	1.3700e-003	0.1677	9.5000e-004	0.1686	0.0445	8.8000e-004	0.0453		136.3156	136.3156	2.8100e-003		136.3859
Total	0.0560	0.0287	0.4201	1.3700e-003	0.1677	9.5000e-004	0.1686	0.0445	8.8000e-004	0.0453		136.3156	136.3156	2.8100e-003		136.3859

3.7 Architectural Coating - 2026**Unmitigated Construction On-Site**

	ROG	NOx	CO	SO2	Fugitive PM10	Exhaust PM10	PM10 Total	Fugitive PM2.5	Exhaust PM2.5	PM2.5 Total	Bio- CO2	NBio- CO2	Total CO2	CH4	N2O	CO2e
Category	lb/day										lb/day					
Archit. Coating	17.8834					0.0000	0.0000		0.0000	0.0000			0.0000			0.0000
Off-Road	0.2278	1.5273	2.4122	3.9600e-003		0.0687	0.0687		0.0687	0.0687		375.2641	375.2641	0.0205		375.7758
Total	18.1113	1.5273	2.4122	3.9600e-003		0.0687	0.0687		0.0687	0.0687		375.2641	375.2641	0.0205		375.7758

Merrill Commerce Center (Phase C Construction - Mitigated) - San Bernardino-South Coast County, Summer

3.7 Architectural Coating - 2026**Unmitigated Construction Off-Site**

	ROG	NOx	CO	SO2	Fugitive PM10	Exhaust PM10	PM10 Total	Fugitive PM2.5	Exhaust PM2.5	PM2.5 Total	Bio- CO2	NBio- CO2	Total CO2	CH4	N2O	CO2e
Category	lb/day										lb/day					
Hauling	0.0000	0.0000	0.0000	0.0000	0.0000	0.0000	0.0000	0.0000	0.0000	0.0000		0.0000	0.0000	0.0000		0.0000
Vendor	0.0000	0.0000	0.0000	0.0000	0.0000	0.0000	0.0000	0.0000	0.0000	0.0000		0.0000	0.0000	0.0000		0.0000
Worker	0.5150	0.2644	3.8652	0.0126	1.5425	8.7500e-003	1.5513	0.4091	8.0500e-003	0.4171		1,254.1037	1,254.1037	0.0259		1,254.7507
Total	0.5150	0.2644	3.8652	0.0126	1.5425	8.7500e-003	1.5513	0.4091	8.0500e-003	0.4171		1,254.1037	1,254.1037	0.0259		1,254.7507

Mitigated Construction On-Site

	ROG	NOx	CO	SO2	Fugitive PM10	Exhaust PM10	PM10 Total	Fugitive PM2.5	Exhaust PM2.5	PM2.5 Total	Bio- CO2	NBio- CO2	Total CO2	CH4	N2O	CO2e
Category	lb/day										lb/day					
Archit. Coating	17.8834					0.0000	0.0000		0.0000	0.0000			0.0000			0.0000
Off-Road	0.0396	0.1717	2.4432	3.9600e-003		5.2800e-003	5.2800e-003		5.2800e-003	5.2800e-003	0.0000	375.2641	375.2641	0.0205		375.7758
Total	17.9231	0.1717	2.4432	3.9600e-003		5.2800e-003	5.2800e-003		5.2800e-003	5.2800e-003	0.0000	375.2641	375.2641	0.0205		375.7758

Merrill Commerce Center (Phase C Construction - Mitigated) - San Bernardino-South Coast County, Summer

3.7 Architectural Coating - 2026**Mitigated Construction Off-Site**

	ROG	NOx	CO	SO2	Fugitive PM10	Exhaust PM10	PM10 Total	Fugitive PM2.5	Exhaust PM2.5	PM2.5 Total	Bio- CO2	NBio- CO2	Total CO2	CH4	N2O	CO2e
Category	lb/day										lb/day					
Hauling	0.0000	0.0000	0.0000	0.0000	0.0000	0.0000	0.0000	0.0000	0.0000	0.0000		0.0000	0.0000	0.0000		0.0000
Vendor	0.0000	0.0000	0.0000	0.0000	0.0000	0.0000	0.0000	0.0000	0.0000	0.0000		0.0000	0.0000	0.0000		0.0000
Worker	0.5150	0.2644	3.8652	0.0126	1.5425	8.7500e-003	1.5513	0.4091	8.0500e-003	0.4171		1,254.1037	1,254.1037	0.0259		1,254.7507
Total	0.5150	0.2644	3.8652	0.0126	1.5425	8.7500e-003	1.5513	0.4091	8.0500e-003	0.4171		1,254.1037	1,254.1037	0.0259		1,254.7507

4.0 Operational Detail - Mobile**4.1 Mitigation Measures Mobile**

Merrill Commerce Center (Phase C Construction - Mitigated) - San Bernardino-South Coast County, Summer

	ROG	NOx	CO	SO2	Fugitive PM10	Exhaust PM10	PM10 Total	Fugitive PM2.5	Exhaust PM2.5	PM2.5 Total	Bio- CO2	NBio- CO2	Total CO2	CH4	N2O	CO2e
Category	lb/day										lb/day					
Mitigated	0.0000	0.0000	0.0000	0.0000	0.0000	0.0000	0.0000	0.0000	0.0000	0.0000		0.0000	0.0000	0.0000		0.0000
Unmitigated	0.0000	0.0000	0.0000	0.0000	0.0000	0.0000	0.0000	0.0000	0.0000	0.0000		0.0000	0.0000	0.0000		0.0000

4.2 Trip Summary Information

Land Use	Average Daily Trip Rate			Unmitigated	Mitigated
	Weekday	Saturday	Sunday	Annual VMT	Annual VMT
Industrial Park	0.00	0.00	0.00		
Other Asphalt Surfaces	0.00	0.00	0.00		
Total	0.00	0.00	0.00		

4.3 Trip Type Information

Land Use	Miles			Trip %			Trip Purpose %		
	H-W or C-W	H-S or C-C	H-O or C-NW	H-W or C-W	H-S or C-C	H-O or C-NW	Primary	Diverted	Pass-by
Industrial Park	0.00	0.00	0.00	0.00	0.00	0.00	0	0	0
Other Asphalt Surfaces	0.00	0.00	0.00	0.00	0.00	0.00	0	0	0

4.4 Fleet Mix

Land Use	LDA	LDT1	LDT2	MDV	LHD1	LHD2	MHD	HHD	OBUS	UBUS	MCY	SBUS	MH
Industrial Park	0.563053	0.034533	0.183140	0.107369	0.012818	0.004557	0.018775	0.065829	0.001369	0.001425	0.005594	0.000793	0.000745
Other Asphalt Surfaces	0.563053	0.034533	0.183140	0.107369	0.012818	0.004557	0.018775	0.065829	0.001369	0.001425	0.005594	0.000793	0.000745

Merrill Commerce Center (Phase C Construction - Mitigated) - San Bernardino-South Coast County, Summer

5.0 Energy Detail

Historical Energy Use: N

5.1 Mitigation Measures Energy

	ROG	NOx	CO	SO2	Fugitive PM10	Exhaust PM10	PM10 Total	Fugitive PM2.5	Exhaust PM2.5	PM2.5 Total	Bio- CO2	NBio- CO2	Total CO2	CH4	N2O	CO2e
Category	lb/day										lb/day					
NaturalGas Mitigated	0.0000	0.0000	0.0000	0.0000		0.0000	0.0000		0.0000	0.0000		0.0000	0.0000	0.0000	0.0000	0.0000
NaturalGas Unmitigated	0.0000	0.0000	0.0000	0.0000		0.0000	0.0000		0.0000	0.0000		0.0000	0.0000	0.0000	0.0000	0.0000

Merrill Commerce Center (Phase C Construction - Mitigated) - San Bernardino-South Coast County, Summer

5.2 Energy by Land Use - NaturalGas**Unmitigated**

	NaturalGas Use	ROG	NOx	CO	SO2	Fugitive PM10	Exhaust PM10	PM10 Total	Fugitive PM2.5	Exhaust PM2.5	PM2.5 Total	Bio- CO2	NBio- CO2	Total CO2	CH4	N2O	CO2e
Land Use	kBTU/yr	lb/day										lb/day					
Industrial Park	0	0.0000	0.0000	0.0000	0.0000		0.0000	0.0000		0.0000	0.0000		0.0000	0.0000	0.0000	0.0000	0.0000
Other Asphalt Surfaces	0	0.0000	0.0000	0.0000	0.0000		0.0000	0.0000		0.0000	0.0000		0.0000	0.0000	0.0000	0.0000	0.0000
Total		0.0000	0.0000	0.0000	0.0000		0.0000	0.0000		0.0000	0.0000		0.0000	0.0000	0.0000	0.0000	0.0000

Mitigated

	NaturalGas Use	ROG	NOx	CO	SO2	Fugitive PM10	Exhaust PM10	PM10 Total	Fugitive PM2.5	Exhaust PM2.5	PM2.5 Total	Bio- CO2	NBio- CO2	Total CO2	CH4	N2O	CO2e
Land Use	kBTU/yr	lb/day										lb/day					
Industrial Park	0	0.0000	0.0000	0.0000	0.0000		0.0000	0.0000		0.0000	0.0000		0.0000	0.0000	0.0000	0.0000	0.0000
Other Asphalt Surfaces	0	0.0000	0.0000	0.0000	0.0000		0.0000	0.0000		0.0000	0.0000		0.0000	0.0000	0.0000	0.0000	0.0000
Total		0.0000	0.0000	0.0000	0.0000		0.0000	0.0000		0.0000	0.0000		0.0000	0.0000	0.0000	0.0000	0.0000

6.0 Area Detail**6.1 Mitigation Measures Area**

Merrill Commerce Center (Phase C Construction - Mitigated) - San Bernardino-South Coast County, Summer

	ROG	NOx	CO	SO2	Fugitive PM10	Exhaust PM10	PM10 Total	Fugitive PM2.5	Exhaust PM2.5	PM2.5 Total	Bio- CO2	NBio- CO2	Total CO2	CH4	N2O	CO2e
Category	lb/day										lb/day					
Mitigated	32.2895	1.3300e-003	0.1472	1.0000e-005		5.2000e-004	5.2000e-004		5.2000e-004	5.2000e-004		0.3164	0.3164	8.2000e-004		0.3369
Unmitigated	32.2895	1.3300e-003	0.1472	1.0000e-005		5.2000e-004	5.2000e-004		5.2000e-004	5.2000e-004		0.3164	0.3164	8.2000e-004		0.3369

6.2 Area by SubCategory

Unmitigated

	ROG	NOx	CO	SO2	Fugitive PM10	Exhaust PM10	PM10 Total	Fugitive PM2.5	Exhaust PM2.5	PM2.5 Total	Bio- CO2	NBio- CO2	Total CO2	CH4	N2O	CO2e
SubCategory	lb/day										lb/day					
Architectural Coating	3.6747					0.0000	0.0000		0.0000	0.0000			0.0000			0.0000
Consumer Products	28.6012					0.0000	0.0000		0.0000	0.0000			0.0000			0.0000
Landscaping	0.0136	1.3300e-003	0.1472	1.0000e-005		5.2000e-004	5.2000e-004		5.2000e-004	5.2000e-004		0.3164	0.3164	8.2000e-004		0.3369
Total	32.2895	1.3300e-003	0.1472	1.0000e-005		5.2000e-004	5.2000e-004		5.2000e-004	5.2000e-004		0.3164	0.3164	8.2000e-004		0.3369

Merrill Commerce Center (Phase C Construction - Mitigated) - San Bernardino-South Coast County, Summer

6.2 Area by SubCategory**Mitigated**

	ROG	NOx	CO	SO2	Fugitive PM10	Exhaust PM10	PM10 Total	Fugitive PM2.5	Exhaust PM2.5	PM2.5 Total	Bio- CO2	NBio- CO2	Total CO2	CH4	N2O	CO2e
SubCategory	lb/day										lb/day					
Architectural Coating	3.6747					0.0000	0.0000		0.0000	0.0000			0.0000			0.0000
Consumer Products	28.6012					0.0000	0.0000		0.0000	0.0000			0.0000			0.0000
Landscaping	0.0136	1.3300e-003	0.1472	1.0000e-005		5.2000e-004	5.2000e-004		5.2000e-004	5.2000e-004		0.3164	0.3164	8.2000e-004		0.3369
Total	32.2895	1.3300e-003	0.1472	1.0000e-005		5.2000e-004	5.2000e-004		5.2000e-004	5.2000e-004		0.3164	0.3164	8.2000e-004		0.3369

7.0 Water Detail**7.1 Mitigation Measures Water****8.0 Waste Detail****8.1 Mitigation Measures Waste****9.0 Operational Offroad**

Equipment Type	Number	Hours/Day	Days/Year	Horse Power	Load Factor	Fuel Type
----------------	--------	-----------	-----------	-------------	-------------	-----------

10.0 Stationary Equipment**Fire Pumps and Emergency Generators**

Merrill Commerce Center (Phase C Construction - Mitigated) - San Bernardino-South Coast County, Summer

Equipment Type	Number	Hours/Day	Hours/Year	Horse Power	Load Factor	Fuel Type
----------------	--------	-----------	------------	-------------	-------------	-----------

Boilers

Equipment Type	Number	Heat Input/Day	Heat Input/Year	Boiler Rating	Fuel Type
----------------	--------	----------------	-----------------	---------------	-----------

User Defined Equipment

Equipment Type	Number
----------------	--------

11.0 Vegetation

Merrill Commerce Center (Phase C Construction - Mitigated) - San Bernardino-South Coast County, Winter

Merrill Commerce Center (Phase C Construction - Mitigated)
San Bernardino-South Coast County, Winter

1.0 Project Characteristics

1.1 Land Usage

Land Uses	Size	Metric	Lot Acreage	Floor Surface Area	Population
Industrial Park	1,441.00	1000sqft	55.10	1,441,000.00	0
Other Asphalt Surfaces	4.50	Acre	4.50	196,020.00	0

1.2 Other Project Characteristics

Urbanization	Urban	Wind Speed (m/s)	2.2	Precipitation Freq (Days)	32
Climate Zone	10			Operational Year	2026
Utility Company	Southern California Edison				
CO2 Intensity (lb/MWhr)	702.44	CH4 Intensity (lb/MWhr)	0.029	N2O Intensity (lb/MWhr)	0.006

1.3 User Entered Comments & Non-Default Data

Merrill Commerce Center (Phase C Construction - Mitigated) - San Bernardino-South Coast County, Winter

Project Characteristics -

Land Use - PA1A=22.9 acres; PA3A=5.7 acres; PA4A=5.8 acres; PA5A=11.2 acres; PA6A=9.5 acres ROWD = 4.50 acres (total ROWD is 28.4 acres, the ROWD was split proportionally b/w each Phase)

Construction Phase - Construction Schedule adjusted to meet the 2026 OY.

Off-road Equipment - Hours are based on an 8-hour workday.

Off-road Equipment - Crawler Tractors used in lieu of Tractors/Loaders/Backhoes.

Off-road Equipment - Crawler Tractors used in lieu of Tractors/Loaders/Backhoes.

Off-road Equipment -

Off-road Equipment - Crawler Tractors used in lieu of Tractors/Loaders/Backhoes.

Demolition -

Grading - For purposes of analysis, total acres graded per day is based on the equipment specific grading rates (CalEEMod Appendix A) and the equipment list.

Architectural Coating - The Project shall utilize "Super-Compliant" low VOC paints. Super-Compliant low VOC paints shall be no more than 10g/L of VOC.

Vehicle Trips - Construction Run Only.

Energy Use - Construction Run Only.

Water And Wastewater - Construction Run Only.

Solid Waste - Construction Run Only.

Construction Off-road Equipment Mitigation - All construction equipment shall comply with EPA/CARB Tier 4 emissions standards

Vehicle Emission Factors - EMFAC2017

Vehicle Emission Factors - EMFAC2017

Vehicle Emission Factors - EMFAC2017

Table Name	Column Name	Default Value	New Value
tblArchitecturalCoating	EF_Nonresidential_Exterior	100.00	10.00
tblArchitecturalCoating	EF_Nonresidential_Interior	100.00	10.00
tblArchitecturalCoating	EF_Parking	100.00	10.00
tblConstEquipMitigation	NumberOfEquipmentMitigated	0.00	1.00
tblConstEquipMitigation	NumberOfEquipmentMitigated	0.00	1.00
tblConstEquipMitigation	NumberOfEquipmentMitigated	0.00	1.00

Merrill Commerce Center (Phase C Construction - Mitigated) - San Bernardino-South Coast County, Winter

tblConstEquipMitigation	NumberOfEquipmentMitigated	0.00	9.00
tblConstEquipMitigation	NumberOfEquipmentMitigated	0.00	5.00
tblConstEquipMitigation	NumberOfEquipmentMitigated	0.00	3.00
tblConstEquipMitigation	NumberOfEquipmentMitigated	0.00	1.00
tblConstEquipMitigation	NumberOfEquipmentMitigated	0.00	1.00
tblConstEquipMitigation	NumberOfEquipmentMitigated	0.00	2.00
tblConstEquipMitigation	NumberOfEquipmentMitigated	0.00	2.00
tblConstEquipMitigation	NumberOfEquipmentMitigated	0.00	2.00
tblConstEquipMitigation	NumberOfEquipmentMitigated	0.00	6.00
tblConstEquipMitigation	NumberOfEquipmentMitigated	0.00	2.00
tblConstEquipMitigation	NumberOfEquipmentMitigated	0.00	1.00
tblConstEquipMitigation	Tier	No Change	Tier 4 Final
tblConstEquipMitigation	Tier	No Change	Tier 4 Final
tblConstEquipMitigation	Tier	No Change	Tier 4 Final
tblConstEquipMitigation	Tier	No Change	Tier 4 Final
tblConstEquipMitigation	Tier	No Change	Tier 4 Final
tblConstEquipMitigation	Tier	No Change	Tier 4 Final
tblConstEquipMitigation	Tier	No Change	Tier 4 Final
tblConstEquipMitigation	Tier	No Change	Tier 4 Final
tblConstEquipMitigation	Tier	No Change	Tier 4 Final
tblConstEquipMitigation	Tier	No Change	Tier 4 Final
tblConstEquipMitigation	Tier	No Change	Tier 4 Final
tblConstEquipMitigation	Tier	No Change	Tier 4 Final
tblConstEquipMitigation	Tier	No Change	Tier 4 Final
tblConstEquipMitigation	Tier	No Change	Tier 4 Final
tblConstructionPhase	NumDays	70.00	30.00
tblConstructionPhase	NumDays	40.00	30.00

Merrill Commerce Center (Phase C Construction - Mitigated) - San Bernardino-South Coast County, Winter

tblConstructionPhase	NumDays	110.00	50.00
tblConstructionPhase	NumDays	1,110.00	150.00
tblEnergyUse	LightingElect	3.66	0.00
tblEnergyUse	NT24E	2.79	0.00
tblEnergyUse	T24E	3.07	0.00
tblEnergyUse	T24NG	3.47	0.00
tblGrading	AcresOfGrading	175.00	200.00
tblGrading	AcresOfGrading	60.00	105.00
tblLandUse	LotAcreage	33.08	55.10
tblOffRoadEquipment	OffRoadEquipmentUnitAmount	4.00	0.00
tblOffRoadEquipment	OffRoadEquipmentUnitAmount	2.00	0.00
tblOffRoadEquipment	OffRoadEquipmentUnitAmount	3.00	0.00
tblOffRoadEquipment	UsageHours	6.00	8.00
tblOffRoadEquipment	UsageHours	7.00	8.00
tblOffRoadEquipment	UsageHours	7.00	8.00
tblSolidWaste	SolidWasteGenerationRate	1,786.84	0.00
tblVehicleEF	HHD	0.92	0.03
tblVehicleEF	HHD	0.04	0.05
tblVehicleEF	HHD	0.07	0.00
tblVehicleEF	HHD	2.17	8.62
tblVehicleEF	HHD	0.53	0.33
tblVehicleEF	HHD	1.59	2.0270e-003
tblVehicleEF	HHD	6,400.87	1,349.94
tblVehicleEF	HHD	1,416.89	1,232.49
tblVehicleEF	HHD	5.07	0.02
tblVehicleEF	HHD	18.23	7.03
tblVehicleEF	HHD	1.21	2.11

Merrill Commerce Center (Phase C Construction - Mitigated) - San Bernardino-South Coast County, Winter

tblVehicleEF	HHD	4.4310e-003	2.8590e-003
tblVehicleEF	HHD	0.06	0.06
tblVehicleEF	HHD	0.04	0.04
tblVehicleEF	HHD	5.1970e-003	0.03
tblVehicleEF	HHD	4.6000e-005	0.00
tblVehicleEF	HHD	4.2390e-003	2.7350e-003
tblVehicleEF	HHD	0.03	0.03
tblVehicleEF	HHD	8.8770e-003	8.9130e-003
tblVehicleEF	HHD	4.9720e-003	0.02
tblVehicleEF	HHD	4.3000e-005	0.00
tblVehicleEF	HHD	6.6000e-005	1.0000e-006
tblVehicleEF	HHD	2.4120e-003	4.5000e-005
tblVehicleEF	HHD	0.57	0.58
tblVehicleEF	HHD	4.1000e-005	1.0000e-006
tblVehicleEF	HHD	0.06	0.02
tblVehicleEF	HHD	1.5700e-004	2.2600e-004
tblVehicleEF	HHD	0.04	1.0000e-006
tblVehicleEF	HHD	0.06	0.01
tblVehicleEF	HHD	0.01	0.01
tblVehicleEF	HHD	7.7000e-005	0.00
tblVehicleEF	HHD	6.6000e-005	1.0000e-006
tblVehicleEF	HHD	2.4120e-003	4.5000e-005
tblVehicleEF	HHD	0.66	0.67
tblVehicleEF	HHD	4.1000e-005	1.0000e-006
tblVehicleEF	HHD	0.10	0.08
tblVehicleEF	HHD	1.5700e-004	2.2600e-004
tblVehicleEF	HHD	0.04	1.0000e-006

Merrill Commerce Center (Phase C Construction - Mitigated) - San Bernardino-South Coast County, Winter

tblVehicleEF	HHD	0.87	0.03
tblVehicleEF	HHD	0.04	0.05
tblVehicleEF	HHD	0.07	0.00
tblVehicleEF	HHD	1.58	8.50
tblVehicleEF	HHD	0.53	0.33
tblVehicleEF	HHD	1.49	1.8980e-003
tblVehicleEF	HHD	6,781.16	1,333.02
tblVehicleEF	HHD	1,416.89	1,232.49
tblVehicleEF	HHD	5.07	0.02
tblVehicleEF	HHD	18.81	6.69
tblVehicleEF	HHD	1.14	1.99
tblVehicleEF	HHD	3.7360e-003	2.5230e-003
tblVehicleEF	HHD	0.06	0.06
tblVehicleEF	HHD	0.04	0.04
tblVehicleEF	HHD	5.1970e-003	0.03
tblVehicleEF	HHD	4.6000e-005	0.00
tblVehicleEF	HHD	3.5740e-003	2.4140e-003
tblVehicleEF	HHD	0.03	0.03
tblVehicleEF	HHD	8.8770e-003	8.9130e-003
tblVehicleEF	HHD	4.9720e-003	0.02
tblVehicleEF	HHD	4.3000e-005	0.00
tblVehicleEF	HHD	1.2600e-004	3.0000e-006
tblVehicleEF	HHD	2.6840e-003	5.3000e-005
tblVehicleEF	HHD	0.54	0.62
tblVehicleEF	HHD	8.7000e-005	2.0000e-006
tblVehicleEF	HHD	0.06	0.02
tblVehicleEF	HHD	1.5900e-004	2.3200e-004

Merrill Commerce Center (Phase C Construction - Mitigated) - San Bernardino-South Coast County, Winter

tblVehicleEF	HHD	0.03	1.0000e-006
tblVehicleEF	HHD	0.06	0.01
tblVehicleEF	HHD	0.01	0.01
tblVehicleEF	HHD	7.5000e-005	0.00
tblVehicleEF	HHD	1.2600e-004	3.0000e-006
tblVehicleEF	HHD	2.6840e-003	5.3000e-005
tblVehicleEF	HHD	0.62	0.70
tblVehicleEF	HHD	8.7000e-005	2.0000e-006
tblVehicleEF	HHD	0.10	0.08
tblVehicleEF	HHD	1.5900e-004	2.3200e-004
tblVehicleEF	HHD	0.04	1.0000e-006
tblVehicleEF	HHD	0.99	0.02
tblVehicleEF	HHD	0.04	9.1900e-004
tblVehicleEF	HHD	0.07	0.00
tblVehicleEF	HHD	2.99	8.71
tblVehicleEF	HHD	0.53	0.18
tblVehicleEF	HHD	1.57	1.9980e-003
tblVehicleEF	HHD	5,875.72	1,360.46
tblVehicleEF	HHD	1,416.89	1,196.04
tblVehicleEF	HHD	5.07	0.02
tblVehicleEF	HHD	17.42	7.42
tblVehicleEF	HHD	1.19	2.06
tblVehicleEF	HHD	5.3910e-003	3.2050e-003
tblVehicleEF	HHD	0.06	0.06
tblVehicleEF	HHD	0.04	0.04
tblVehicleEF	HHD	5.1970e-003	0.03
tblVehicleEF	HHD	4.6000e-005	0.00

Merrill Commerce Center (Phase C Construction - Mitigated) - San Bernardino-South Coast County, Winter

tblVehicleEF	HHD	5.1580e-003	3.0660e-003
tblVehicleEF	HHD	0.03	0.03
tblVehicleEF	HHD	8.8770e-003	8.8160e-003
tblVehicleEF	HHD	4.9720e-003	0.02
tblVehicleEF	HHD	4.3000e-005	0.00
tblVehicleEF	HHD	6.3000e-005	2.0000e-006
tblVehicleEF	HHD	2.5730e-003	5.3000e-005
tblVehicleEF	HHD	0.62	0.53
tblVehicleEF	HHD	4.0000e-005	1.0000e-006
tblVehicleEF	HHD	0.06	0.02
tblVehicleEF	HHD	1.7100e-004	2.3800e-004
tblVehicleEF	HHD	0.03	1.0000e-006
tblVehicleEF	HHD	0.06	0.01
tblVehicleEF	HHD	0.01	0.01
tblVehicleEF	HHD	7.6000e-005	0.00
tblVehicleEF	HHD	6.3000e-005	2.0000e-006
tblVehicleEF	HHD	2.5730e-003	5.3000e-005
tblVehicleEF	HHD	0.71	0.61
tblVehicleEF	HHD	4.0000e-005	1.0000e-006
tblVehicleEF	HHD	0.10	0.02
tblVehicleEF	HHD	1.7100e-004	2.3800e-004
tblVehicleEF	HHD	0.04	1.0000e-006
tblVehicleEF	LDA	2.9340e-003	1.5350e-003
tblVehicleEF	LDA	3.4150e-003	0.04
tblVehicleEF	LDA	0.45	0.51
tblVehicleEF	LDA	0.84	1.86
tblVehicleEF	LDA	213.43	230.85

Merrill Commerce Center (Phase C Construction - Mitigated) - San Bernardino-South Coast County, Winter

tblVehicleEF	LDA	48.75	47.39
tblVehicleEF	LDA	0.04	0.03
tblVehicleEF	LDA	1.5620e-003	1.2160e-003
tblVehicleEF	LDA	2.2010e-003	1.5800e-003
tblVehicleEF	LDA	1.4380e-003	1.1200e-003
tblVehicleEF	LDA	2.0240e-003	1.4530e-003
tblVehicleEF	LDA	0.03	0.05
tblVehicleEF	LDA	0.08	0.08
tblVehicleEF	LDA	0.03	0.04
tblVehicleEF	LDA	7.3520e-003	5.4470e-003
tblVehicleEF	LDA	0.03	0.19
tblVehicleEF	LDA	0.05	0.16
tblVehicleEF	LDA	2.1370e-003	2.2840e-003
tblVehicleEF	LDA	5.0100e-004	4.6900e-004
tblVehicleEF	LDA	0.03	0.05
tblVehicleEF	LDA	0.08	0.08
tblVehicleEF	LDA	0.03	0.04
tblVehicleEF	LDA	0.01	7.9200e-003
tblVehicleEF	LDA	0.03	0.19
tblVehicleEF	LDA	0.05	0.17
tblVehicleEF	LDA	3.3380e-003	1.7620e-003
tblVehicleEF	LDA	2.8490e-003	0.03
tblVehicleEF	LDA	0.55	0.62
tblVehicleEF	LDA	0.69	1.55
tblVehicleEF	LDA	233.44	252.00
tblVehicleEF	LDA	48.75	46.82
tblVehicleEF	LDA	0.03	0.02

Merrill Commerce Center (Phase C Construction - Mitigated) - San Bernardino-South Coast County, Winter

tblVehicleEF	LDA	1.5620e-003	1.2160e-003
tblVehicleEF	LDA	2.2010e-003	1.5800e-003
tblVehicleEF	LDA	1.4380e-003	1.1200e-003
tblVehicleEF	LDA	2.0240e-003	1.4530e-003
tblVehicleEF	LDA	0.07	0.09
tblVehicleEF	LDA	0.09	0.09
tblVehicleEF	LDA	0.06	0.08
tblVehicleEF	LDA	8.3500e-003	6.1750e-003
tblVehicleEF	LDA	0.03	0.19
tblVehicleEF	LDA	0.04	0.13
tblVehicleEF	LDA	2.3380e-003	2.4930e-003
tblVehicleEF	LDA	4.9900e-004	4.6300e-004
tblVehicleEF	LDA	0.07	0.09
tblVehicleEF	LDA	0.09	0.09
tblVehicleEF	LDA	0.06	0.08
tblVehicleEF	LDA	0.01	8.9820e-003
tblVehicleEF	LDA	0.03	0.19
tblVehicleEF	LDA	0.04	0.15
tblVehicleEF	LDA	2.8580e-003	1.4980e-003
tblVehicleEF	LDA	3.3970e-003	0.04
tblVehicleEF	LDA	0.42	0.48
tblVehicleEF	LDA	0.83	1.83
tblVehicleEF	LDA	208.70	225.89
tblVehicleEF	LDA	48.75	47.34
tblVehicleEF	LDA	0.03	0.02
tblVehicleEF	LDA	1.5620e-003	1.2160e-003
tblVehicleEF	LDA	2.2010e-003	1.5800e-003

Merrill Commerce Center (Phase C Construction - Mitigated) - San Bernardino-South Coast County, Winter

tblVehicleEF	LDA	1.4380e-003	1.1200e-003
tblVehicleEF	LDA	2.0240e-003	1.4530e-003
tblVehicleEF	LDA	0.03	0.05
tblVehicleEF	LDA	0.09	0.09
tblVehicleEF	LDA	0.02	0.04
tblVehicleEF	LDA	7.1620e-003	5.3110e-003
tblVehicleEF	LDA	0.03	0.21
tblVehicleEF	LDA	0.05	0.16
tblVehicleEF	LDA	2.0890e-003	2.2350e-003
tblVehicleEF	LDA	5.0100e-004	4.6800e-004
tblVehicleEF	LDA	0.03	0.05
tblVehicleEF	LDA	0.09	0.09
tblVehicleEF	LDA	0.02	0.04
tblVehicleEF	LDA	0.01	7.7210e-003
tblVehicleEF	LDA	0.03	0.21
tblVehicleEF	LDA	0.05	0.17
tblVehicleEF	LDT1	8.7020e-003	3.9900e-003
tblVehicleEF	LDT1	0.01	0.06
tblVehicleEF	LDT1	1.05	0.92
tblVehicleEF	LDT1	2.38	2.06
tblVehicleEF	LDT1	274.34	275.61
tblVehicleEF	LDT1	62.78	57.91
tblVehicleEF	LDT1	0.11	0.07
tblVehicleEF	LDT1	2.2560e-003	1.6110e-003
tblVehicleEF	LDT1	3.0920e-003	2.1360e-003
tblVehicleEF	LDT1	2.0770e-003	1.4820e-003
tblVehicleEF	LDT1	2.8430e-003	1.9640e-003

Merrill Commerce Center (Phase C Construction - Mitigated) - San Bernardino-South Coast County, Winter

tblVehicleEF	LDT1	0.14	0.13
tblVehicleEF	LDT1	0.25	0.19
tblVehicleEF	LDT1	0.10	0.10
tblVehicleEF	LDT1	0.02	0.02
tblVehicleEF	LDT1	0.16	0.64
tblVehicleEF	LDT1	0.16	0.28
tblVehicleEF	LDT1	2.7560e-003	2.7270e-003
tblVehicleEF	LDT1	6.6900e-004	5.7300e-004
tblVehicleEF	LDT1	0.14	0.13
tblVehicleEF	LDT1	0.25	0.19
tblVehicleEF	LDT1	0.10	0.10
tblVehicleEF	LDT1	0.03	0.02
tblVehicleEF	LDT1	0.16	0.64
tblVehicleEF	LDT1	0.18	0.31
tblVehicleEF	LDT1	9.8170e-003	4.5340e-003
tblVehicleEF	LDT1	9.8840e-003	0.05
tblVehicleEF	LDT1	1.26	1.12
tblVehicleEF	LDT1	1.96	1.71
tblVehicleEF	LDT1	299.03	297.62
tblVehicleEF	LDT1	62.78	57.21
tblVehicleEF	LDT1	0.10	0.07
tblVehicleEF	LDT1	2.2560e-003	1.6110e-003
tblVehicleEF	LDT1	3.0920e-003	2.1360e-003
tblVehicleEF	LDT1	2.0770e-003	1.4820e-003
tblVehicleEF	LDT1	2.8430e-003	1.9640e-003
tblVehicleEF	LDT1	0.29	0.28
tblVehicleEF	LDT1	0.31	0.23

Merrill Commerce Center (Phase C Construction - Mitigated) - San Bernardino-South Coast County, Winter

tblVehicleEF	LDT1	0.21	0.21
tblVehicleEF	LDT1	0.02	0.02
tblVehicleEF	LDT1	0.16	0.64
tblVehicleEF	LDT1	0.13	0.23
tblVehicleEF	LDT1	3.0060e-003	2.9450e-003
tblVehicleEF	LDT1	6.6200e-004	5.6600e-004
tblVehicleEF	LDT1	0.29	0.28
tblVehicleEF	LDT1	0.31	0.23
tblVehicleEF	LDT1	0.21	0.21
tblVehicleEF	LDT1	0.04	0.03
tblVehicleEF	LDT1	0.16	0.64
tblVehicleEF	LDT1	0.15	0.26
tblVehicleEF	LDT1	8.4830e-003	3.9000e-003
tblVehicleEF	LDT1	0.01	0.06
tblVehicleEF	LDT1	1.00	0.88
tblVehicleEF	LDT1	2.35	2.02
tblVehicleEF	LDT1	268.53	270.39
tblVehicleEF	LDT1	62.78	57.85
tblVehicleEF	LDT1	0.10	0.07
tblVehicleEF	LDT1	2.2560e-003	1.6110e-003
tblVehicleEF	LDT1	3.0920e-003	2.1360e-003
tblVehicleEF	LDT1	2.0770e-003	1.4820e-003
tblVehicleEF	LDT1	2.8430e-003	1.9640e-003
tblVehicleEF	LDT1	0.14	0.14
tblVehicleEF	LDT1	0.29	0.21
tblVehicleEF	LDT1	0.09	0.09
tblVehicleEF	LDT1	0.02	0.02

Merrill Commerce Center (Phase C Construction - Mitigated) - San Bernardino-South Coast County, Winter

tblVehicleEF	LDT1	0.19	0.75
tblVehicleEF	LDT1	0.16	0.28
tblVehicleEF	LDT1	2.6970e-003	2.6760e-003
tblVehicleEF	LDT1	6.6900e-004	5.7200e-004
tblVehicleEF	LDT1	0.14	0.14
tblVehicleEF	LDT1	0.29	0.21
tblVehicleEF	LDT1	0.09	0.09
tblVehicleEF	LDT1	0.03	0.02
tblVehicleEF	LDT1	0.19	0.75
tblVehicleEF	LDT1	0.17	0.30
tblVehicleEF	LDT2	4.5410e-003	2.7750e-003
tblVehicleEF	LDT2	5.2250e-003	0.05
tblVehicleEF	LDT2	0.64	0.72
tblVehicleEF	LDT2	1.19	2.40
tblVehicleEF	LDT2	304.81	286.47
tblVehicleEF	LDT2	69.08	60.44
tblVehicleEF	LDT2	0.06	0.05
tblVehicleEF	LDT2	1.7220e-003	1.3040e-003
tblVehicleEF	LDT2	2.4350e-003	1.6720e-003
tblVehicleEF	LDT2	1.5840e-003	1.2000e-003
tblVehicleEF	LDT2	2.2390e-003	1.5370e-003
tblVehicleEF	LDT2	0.05	0.09
tblVehicleEF	LDT2	0.10	0.12
tblVehicleEF	LDT2	0.04	0.07
tblVehicleEF	LDT2	0.01	0.01
tblVehicleEF	LDT2	0.06	0.41
tblVehicleEF	LDT2	0.07	0.25

Merrill Commerce Center (Phase C Construction - Mitigated) - San Bernardino-South Coast County, Winter

tblVehicleEF	LDT2	3.0530e-003	2.8340e-003
tblVehicleEF	LDT2	7.1100e-004	5.9800e-004
tblVehicleEF	LDT2	0.05	0.09
tblVehicleEF	LDT2	0.10	0.12
tblVehicleEF	LDT2	0.04	0.07
tblVehicleEF	LDT2	0.02	0.02
tblVehicleEF	LDT2	0.06	0.41
tblVehicleEF	LDT2	0.08	0.27
tblVehicleEF	LDT2	5.1490e-003	3.1730e-003
tblVehicleEF	LDT2	4.3640e-003	0.05
tblVehicleEF	LDT2	0.78	0.88
tblVehicleEF	LDT2	0.99	1.99
tblVehicleEF	LDT2	332.67	307.21
tblVehicleEF	LDT2	69.08	59.66
tblVehicleEF	LDT2	0.05	0.05
tblVehicleEF	LDT2	1.7220e-003	1.3040e-003
tblVehicleEF	LDT2	2.4350e-003	1.6720e-003
tblVehicleEF	LDT2	1.5840e-003	1.2000e-003
tblVehicleEF	LDT2	2.2390e-003	1.5370e-003
tblVehicleEF	LDT2	0.11	0.17
tblVehicleEF	LDT2	0.12	0.14
tblVehicleEF	LDT2	0.09	0.15
tblVehicleEF	LDT2	0.01	0.01
tblVehicleEF	LDT2	0.06	0.41
tblVehicleEF	LDT2	0.06	0.21
tblVehicleEF	LDT2	3.3330e-003	3.0390e-003
tblVehicleEF	LDT2	7.0700e-004	5.9000e-004

Merrill Commerce Center (Phase C Construction - Mitigated) - San Bernardino-South Coast County, Winter

tblVehicleEF	LDT2	0.11	0.17
tblVehicleEF	LDT2	0.12	0.14
tblVehicleEF	LDT2	0.09	0.15
tblVehicleEF	LDT2	0.02	0.02
tblVehicleEF	LDT2	0.06	0.41
tblVehicleEF	LDT2	0.06	0.23
tblVehicleEF	LDT2	4.4250e-003	2.7100e-003
tblVehicleEF	LDT2	5.1960e-003	0.05
tblVehicleEF	LDT2	0.60	0.68
tblVehicleEF	LDT2	1.17	2.36
tblVehicleEF	LDT2	298.26	281.56
tblVehicleEF	LDT2	69.08	60.37
tblVehicleEF	LDT2	0.06	0.05
tblVehicleEF	LDT2	1.7220e-003	1.3040e-003
tblVehicleEF	LDT2	2.4350e-003	1.6720e-003
tblVehicleEF	LDT2	1.5840e-003	1.2000e-003
tblVehicleEF	LDT2	2.2390e-003	1.5370e-003
tblVehicleEF	LDT2	0.05	0.08
tblVehicleEF	LDT2	0.11	0.13
tblVehicleEF	LDT2	0.04	0.07
tblVehicleEF	LDT2	0.01	0.01
tblVehicleEF	LDT2	0.07	0.48
tblVehicleEF	LDT2	0.07	0.25
tblVehicleEF	LDT2	2.9870e-003	2.7850e-003
tblVehicleEF	LDT2	7.1000e-004	5.9700e-004
tblVehicleEF	LDT2	0.05	0.08
tblVehicleEF	LDT2	0.11	0.13

Merrill Commerce Center (Phase C Construction - Mitigated) - San Bernardino-South Coast County, Winter

tblVehicleEF	LDT2	0.04	0.07
tblVehicleEF	LDT2	0.02	0.02
tblVehicleEF	LDT2	0.07	0.48
tblVehicleEF	LDT2	0.08	0.27
tblVehicleEF	LHD1	4.5150e-003	4.3860e-003
tblVehicleEF	LHD1	8.0690e-003	4.3340e-003
tblVehicleEF	LHD1	0.02	0.01
tblVehicleEF	LHD1	0.14	0.17
tblVehicleEF	LHD1	0.74	0.58
tblVehicleEF	LHD1	2.07	0.92
tblVehicleEF	LHD1	9.20	9.02
tblVehicleEF	LHD1	588.15	612.33
tblVehicleEF	LHD1	28.17	10.03
tblVehicleEF	LHD1	0.08	0.07
tblVehicleEF	LHD1	1.54	1.01
tblVehicleEF	LHD1	9.4500e-004	9.9000e-004
tblVehicleEF	LHD1	0.01	0.01
tblVehicleEF	LHD1	0.01	8.8180e-003
tblVehicleEF	LHD1	7.9100e-004	2.2400e-004
tblVehicleEF	LHD1	9.0400e-004	9.4700e-004
tblVehicleEF	LHD1	2.5790e-003	2.5040e-003
tblVehicleEF	LHD1	0.01	8.4140e-003
tblVehicleEF	LHD1	7.2700e-004	2.0600e-004
tblVehicleEF	LHD1	3.2690e-003	2.5580e-003
tblVehicleEF	LHD1	0.10	0.07
tblVehicleEF	LHD1	0.02	0.02
tblVehicleEF	LHD1	1.6680e-003	1.2900e-003

Merrill Commerce Center (Phase C Construction - Mitigated) - San Bernardino-South Coast County, Winter

tblVehicleEF	LHD1	0.07	0.05
tblVehicleEF	LHD1	0.34	0.52
tblVehicleEF	LHD1	0.21	0.06
tblVehicleEF	LHD1	9.1000e-005	8.7000e-005
tblVehicleEF	LHD1	5.7560e-003	5.9570e-003
tblVehicleEF	LHD1	3.2100e-004	9.9000e-005
tblVehicleEF	LHD1	3.2690e-003	2.5580e-003
tblVehicleEF	LHD1	0.10	0.07
tblVehicleEF	LHD1	0.02	0.03
tblVehicleEF	LHD1	1.6680e-003	1.2900e-003
tblVehicleEF	LHD1	0.08	0.06
tblVehicleEF	LHD1	0.34	0.52
tblVehicleEF	LHD1	0.23	0.07
tblVehicleEF	LHD1	4.5150e-003	4.4000e-003
tblVehicleEF	LHD1	8.2390e-003	4.4160e-003
tblVehicleEF	LHD1	0.01	0.01
tblVehicleEF	LHD1	0.14	0.17
tblVehicleEF	LHD1	0.75	0.59
tblVehicleEF	LHD1	1.94	0.86
tblVehicleEF	LHD1	9.20	9.02
tblVehicleEF	LHD1	588.15	612.35
tblVehicleEF	LHD1	28.17	9.93
tblVehicleEF	LHD1	0.08	0.07
tblVehicleEF	LHD1	1.44	0.94
tblVehicleEF	LHD1	9.4500e-004	9.9000e-004
tblVehicleEF	LHD1	0.01	0.01
tblVehicleEF	LHD1	0.01	8.8180e-003

Merrill Commerce Center (Phase C Construction - Mitigated) - San Bernardino-South Coast County, Winter

tblVehicleEF	LHD1	7.9100e-004	2.2400e-004
tblVehicleEF	LHD1	9.0400e-004	9.4700e-004
tblVehicleEF	LHD1	2.5790e-003	2.5040e-003
tblVehicleEF	LHD1	0.01	8.4140e-003
tblVehicleEF	LHD1	7.2700e-004	2.0600e-004
tblVehicleEF	LHD1	6.3950e-003	5.0260e-003
tblVehicleEF	LHD1	0.12	0.09
tblVehicleEF	LHD1	0.02	0.02
tblVehicleEF	LHD1	3.6780e-003	2.8810e-003
tblVehicleEF	LHD1	0.07	0.05
tblVehicleEF	LHD1	0.35	0.53
tblVehicleEF	LHD1	0.20	0.06
tblVehicleEF	LHD1	9.1000e-005	8.7000e-005
tblVehicleEF	LHD1	5.7570e-003	5.9580e-003
tblVehicleEF	LHD1	3.1800e-004	9.8000e-005
tblVehicleEF	LHD1	6.3950e-003	5.0260e-003
tblVehicleEF	LHD1	0.12	0.09
tblVehicleEF	LHD1	0.02	0.03
tblVehicleEF	LHD1	3.6780e-003	2.8810e-003
tblVehicleEF	LHD1	0.08	0.06
tblVehicleEF	LHD1	0.35	0.53
tblVehicleEF	LHD1	0.22	0.06
tblVehicleEF	LHD1	4.5150e-003	4.3890e-003
tblVehicleEF	LHD1	8.0880e-003	4.3430e-003
tblVehicleEF	LHD1	0.02	0.01
tblVehicleEF	LHD1	0.14	0.17
tblVehicleEF	LHD1	0.74	0.58

Merrill Commerce Center (Phase C Construction - Mitigated) - San Bernardino-South Coast County, Winter

tblVehicleEF	LHD1	2.04	0.90
tblVehicleEF	LHD1	9.20	9.02
tblVehicleEF	LHD1	588.15	612.33
tblVehicleEF	LHD1	28.17	10.01
tblVehicleEF	LHD1	0.08	0.07
tblVehicleEF	LHD1	1.51	0.99
tblVehicleEF	LHD1	9.4500e-004	9.9000e-004
tblVehicleEF	LHD1	0.01	0.01
tblVehicleEF	LHD1	0.01	8.8180e-003
tblVehicleEF	LHD1	7.9100e-004	2.2400e-004
tblVehicleEF	LHD1	9.0400e-004	9.4700e-004
tblVehicleEF	LHD1	2.5790e-003	2.5040e-003
tblVehicleEF	LHD1	0.01	8.4140e-003
tblVehicleEF	LHD1	7.2700e-004	2.0600e-004
tblVehicleEF	LHD1	3.4680e-003	2.7570e-003
tblVehicleEF	LHD1	0.12	0.09
tblVehicleEF	LHD1	0.02	0.02
tblVehicleEF	LHD1	1.6320e-003	1.2680e-003
tblVehicleEF	LHD1	0.07	0.05
tblVehicleEF	LHD1	0.37	0.56
tblVehicleEF	LHD1	0.21	0.06
tblVehicleEF	LHD1	9.1000e-005	8.7000e-005
tblVehicleEF	LHD1	5.7560e-003	5.9570e-003
tblVehicleEF	LHD1	3.2000e-004	9.9000e-005
tblVehicleEF	LHD1	3.4680e-003	2.7570e-003
tblVehicleEF	LHD1	0.12	0.09
tblVehicleEF	LHD1	0.02	0.03

Merrill Commerce Center (Phase C Construction - Mitigated) - San Bernardino-South Coast County, Winter

tblVehicleEF	LHD1	1.6320e-003	1.2680e-003
tblVehicleEF	LHD1	0.08	0.06
tblVehicleEF	LHD1	0.37	0.56
tblVehicleEF	LHD1	0.22	0.07
tblVehicleEF	LHD2	3.0190e-003	2.9450e-003
tblVehicleEF	LHD2	3.0020e-003	3.0680e-003
tblVehicleEF	LHD2	5.3750e-003	7.2680e-003
tblVehicleEF	LHD2	0.12	0.13
tblVehicleEF	LHD2	0.32	0.39
tblVehicleEF	LHD2	0.99	0.52
tblVehicleEF	LHD2	14.02	14.10
tblVehicleEF	LHD2	590.99	612.80
tblVehicleEF	LHD2	23.05	7.09
tblVehicleEF	LHD2	0.09	0.10
tblVehicleEF	LHD2	0.79	1.09
tblVehicleEF	LHD2	1.1800e-003	1.4530e-003
tblVehicleEF	LHD2	0.01	0.01
tblVehicleEF	LHD2	9.5980e-003	0.01
tblVehicleEF	LHD2	3.5700e-004	1.0800e-004
tblVehicleEF	LHD2	1.1290e-003	1.3900e-003
tblVehicleEF	LHD2	2.7000e-003	2.7060e-003
tblVehicleEF	LHD2	9.1720e-003	0.01
tblVehicleEF	LHD2	3.2900e-004	1.0000e-004
tblVehicleEF	LHD2	1.0100e-003	1.2570e-003
tblVehicleEF	LHD2	0.03	0.04
tblVehicleEF	LHD2	0.01	0.02
tblVehicleEF	LHD2	5.7600e-004	6.9200e-004

Merrill Commerce Center (Phase C Construction - Mitigated) - San Bernardino-South Coast County, Winter

tblVehicleEF	LHD2	0.04	0.05
tblVehicleEF	LHD2	0.06	0.22
tblVehicleEF	LHD2	0.07	0.04
tblVehicleEF	LHD2	1.3700e-004	1.3500e-004
tblVehicleEF	LHD2	5.7450e-003	5.9080e-003
tblVehicleEF	LHD2	2.4800e-004	7.0000e-005
tblVehicleEF	LHD2	1.0100e-003	1.2570e-003
tblVehicleEF	LHD2	0.03	0.04
tblVehicleEF	LHD2	0.02	0.02
tblVehicleEF	LHD2	5.7600e-004	6.9200e-004
tblVehicleEF	LHD2	0.05	0.06
tblVehicleEF	LHD2	0.06	0.22
tblVehicleEF	LHD2	0.08	0.04
tblVehicleEF	LHD2	3.0190e-003	2.9540e-003
tblVehicleEF	LHD2	3.0350e-003	3.0940e-003
tblVehicleEF	LHD2	5.1530e-003	6.9430e-003
tblVehicleEF	LHD2	0.12	0.13
tblVehicleEF	LHD2	0.32	0.40
tblVehicleEF	LHD2	0.93	0.49
tblVehicleEF	LHD2	14.02	14.10
tblVehicleEF	LHD2	590.99	612.80
tblVehicleEF	LHD2	23.05	7.04
tblVehicleEF	LHD2	0.09	0.10
tblVehicleEF	LHD2	0.74	1.03
tblVehicleEF	LHD2	1.1800e-003	1.4530e-003
tblVehicleEF	LHD2	0.01	0.01
tblVehicleEF	LHD2	9.5980e-003	0.01

Merrill Commerce Center (Phase C Construction - Mitigated) - San Bernardino-South Coast County, Winter

tblVehicleEF	LHD2	3.5700e-004	1.0800e-004
tblVehicleEF	LHD2	1.1290e-003	1.3900e-003
tblVehicleEF	LHD2	2.7000e-003	2.7060e-003
tblVehicleEF	LHD2	9.1720e-003	0.01
tblVehicleEF	LHD2	3.2900e-004	1.0000e-004
tblVehicleEF	LHD2	1.9350e-003	2.4210e-003
tblVehicleEF	LHD2	0.03	0.04
tblVehicleEF	LHD2	0.01	0.02
tblVehicleEF	LHD2	1.2190e-003	1.4810e-003
tblVehicleEF	LHD2	0.04	0.05
tblVehicleEF	LHD2	0.06	0.22
tblVehicleEF	LHD2	0.07	0.03
tblVehicleEF	LHD2	1.3700e-004	1.3500e-004
tblVehicleEF	LHD2	5.7450e-003	5.9080e-003
tblVehicleEF	LHD2	2.4700e-004	7.0000e-005
tblVehicleEF	LHD2	1.9350e-003	2.4210e-003
tblVehicleEF	LHD2	0.03	0.04
tblVehicleEF	LHD2	0.02	0.02
tblVehicleEF	LHD2	1.2190e-003	1.4810e-003
tblVehicleEF	LHD2	0.05	0.06
tblVehicleEF	LHD2	0.06	0.22
tblVehicleEF	LHD2	0.08	0.04
tblVehicleEF	LHD2	3.0190e-003	2.9470e-003
tblVehicleEF	LHD2	3.0060e-003	3.0710e-003
tblVehicleEF	LHD2	5.3330e-003	7.2070e-003
tblVehicleEF	LHD2	0.12	0.13
tblVehicleEF	LHD2	0.32	0.39

Merrill Commerce Center (Phase C Construction - Mitigated) - San Bernardino-South Coast County, Winter

tblVehicleEF	LHD2	0.97	0.52
tblVehicleEF	LHD2	14.02	14.10
tblVehicleEF	LHD2	590.99	612.80
tblVehicleEF	LHD2	23.05	7.08
tblVehicleEF	LHD2	0.09	0.10
tblVehicleEF	LHD2	0.77	1.07
tblVehicleEF	LHD2	1.1800e-003	1.4530e-003
tblVehicleEF	LHD2	0.01	0.01
tblVehicleEF	LHD2	9.5980e-003	0.01
tblVehicleEF	LHD2	3.5700e-004	1.0800e-004
tblVehicleEF	LHD2	1.1290e-003	1.3900e-003
tblVehicleEF	LHD2	2.7000e-003	2.7060e-003
tblVehicleEF	LHD2	9.1720e-003	0.01
tblVehicleEF	LHD2	3.2900e-004	1.0000e-004
tblVehicleEF	LHD2	1.0020e-003	1.2650e-003
tblVehicleEF	LHD2	0.03	0.04
tblVehicleEF	LHD2	0.01	0.02
tblVehicleEF	LHD2	5.6100e-004	6.7200e-004
tblVehicleEF	LHD2	0.04	0.05
tblVehicleEF	LHD2	0.07	0.24
tblVehicleEF	LHD2	0.07	0.03
tblVehicleEF	LHD2	1.3700e-004	1.3500e-004
tblVehicleEF	LHD2	5.7450e-003	5.9080e-003
tblVehicleEF	LHD2	2.4800e-004	7.0000e-005
tblVehicleEF	LHD2	1.0020e-003	1.2650e-003
tblVehicleEF	LHD2	0.03	0.04
tblVehicleEF	LHD2	0.02	0.02

Merrill Commerce Center (Phase C Construction - Mitigated) - San Bernardino-South Coast County, Winter

tblVehicleEF	LHD2	5.6100e-004	6.7200e-004
tblVehicleEF	LHD2	0.05	0.06
tblVehicleEF	LHD2	0.07	0.24
tblVehicleEF	LHD2	0.08	0.04
tblVehicleEF	MCY	0.44	0.32
tblVehicleEF	MCY	0.15	0.25
tblVehicleEF	MCY	19.12	19.37
tblVehicleEF	MCY	10.00	8.87
tblVehicleEF	MCY	170.19	210.88
tblVehicleEF	MCY	44.81	60.33
tblVehicleEF	MCY	1.15	1.15
tblVehicleEF	MCY	2.0020e-003	1.9620e-003
tblVehicleEF	MCY	3.3000e-003	2.8020e-003
tblVehicleEF	MCY	1.8700e-003	1.8320e-003
tblVehicleEF	MCY	3.0980e-003	2.6300e-003
tblVehicleEF	MCY	1.43	1.45
tblVehicleEF	MCY	0.79	0.81
tblVehicleEF	MCY	0.77	0.78
tblVehicleEF	MCY	2.17	2.18
tblVehicleEF	MCY	0.44	1.74
tblVehicleEF	MCY	2.11	1.87
tblVehicleEF	MCY	2.0780e-003	2.0870e-003
tblVehicleEF	MCY	6.7400e-004	5.9700e-004
tblVehicleEF	MCY	1.43	1.45
tblVehicleEF	MCY	0.79	0.81
tblVehicleEF	MCY	0.77	0.78
tblVehicleEF	MCY	2.69	2.70

Merrill Commerce Center (Phase C Construction - Mitigated) - San Bernardino-South Coast County, Winter

tblVehicleEF	MCY	0.44	1.74
tblVehicleEF	MCY	2.29	2.03
tblVehicleEF	MCY	0.43	0.32
tblVehicleEF	MCY	0.13	0.21
tblVehicleEF	MCY	19.26	19.51
tblVehicleEF	MCY	9.04	7.97
tblVehicleEF	MCY	170.19	210.93
tblVehicleEF	MCY	44.81	58.05
tblVehicleEF	MCY	0.98	0.98
tblVehicleEF	MCY	2.0020e-003	1.9620e-003
tblVehicleEF	MCY	3.3000e-003	2.8020e-003
tblVehicleEF	MCY	1.8700e-003	1.8320e-003
tblVehicleEF	MCY	3.0980e-003	2.6300e-003
tblVehicleEF	MCY	3.08	3.13
tblVehicleEF	MCY	1.21	1.26
tblVehicleEF	MCY	2.05	2.08
tblVehicleEF	MCY	2.12	2.13
tblVehicleEF	MCY	0.44	1.74
tblVehicleEF	MCY	1.82	1.60
tblVehicleEF	MCY	2.0780e-003	2.0870e-003
tblVehicleEF	MCY	6.4900e-004	5.7400e-004
tblVehicleEF	MCY	3.08	3.13
tblVehicleEF	MCY	1.21	1.26
tblVehicleEF	MCY	2.05	2.08
tblVehicleEF	MCY	2.64	2.64
tblVehicleEF	MCY	0.44	1.74
tblVehicleEF	MCY	1.98	1.75

Merrill Commerce Center (Phase C Construction - Mitigated) - San Bernardino-South Coast County, Winter

tblVehicleEF	MCY	0.44	0.32
tblVehicleEF	MCY	0.15	0.24
tblVehicleEF	MCY	18.32	18.54
tblVehicleEF	MCY	9.65	8.53
tblVehicleEF	MCY	170.19	209.44
tblVehicleEF	MCY	44.81	59.57
tblVehicleEF	MCY	1.11	1.11
tblVehicleEF	MCY	2.0020e-003	1.9620e-003
tblVehicleEF	MCY	3.3000e-003	2.8020e-003
tblVehicleEF	MCY	1.8700e-003	1.8320e-003
tblVehicleEF	MCY	3.0980e-003	2.6300e-003
tblVehicleEF	MCY	1.68	1.70
tblVehicleEF	MCY	1.05	1.07
tblVehicleEF	MCY	0.69	0.70
tblVehicleEF	MCY	2.14	2.14
tblVehicleEF	MCY	0.50	2.00
tblVehicleEF	MCY	2.04	1.80
tblVehicleEF	MCY	2.0640e-003	2.0730e-003
tblVehicleEF	MCY	6.6600e-004	5.9000e-004
tblVehicleEF	MCY	1.68	1.70
tblVehicleEF	MCY	1.05	1.07
tblVehicleEF	MCY	0.69	0.70
tblVehicleEF	MCY	2.65	2.66
tblVehicleEF	MCY	0.50	2.00
tblVehicleEF	MCY	2.22	1.96
tblVehicleEF	MDV	8.5490e-003	3.4430e-003
tblVehicleEF	MDV	0.01	0.06

Merrill Commerce Center (Phase C Construction - Mitigated) - San Bernardino-South Coast County, Winter

tblVehicleEF	MDV	0.97	0.80
tblVehicleEF	MDV	2.26	2.68
tblVehicleEF	MDV	424.40	358.68
tblVehicleEF	MDV	95.54	75.12
tblVehicleEF	MDV	0.12	0.07
tblVehicleEF	MDV	1.7550e-003	1.3620e-003
tblVehicleEF	MDV	2.3950e-003	1.6900e-003
tblVehicleEF	MDV	1.6170e-003	1.2560e-003
tblVehicleEF	MDV	2.2020e-003	1.5540e-003
tblVehicleEF	MDV	0.09	0.11
tblVehicleEF	MDV	0.18	0.15
tblVehicleEF	MDV	0.08	0.09
tblVehicleEF	MDV	0.02	0.01
tblVehicleEF	MDV	0.10	0.46
tblVehicleEF	MDV	0.17	0.31
tblVehicleEF	MDV	4.2490e-003	3.5450e-003
tblVehicleEF	MDV	9.9500e-004	7.4300e-004
tblVehicleEF	MDV	0.09	0.11
tblVehicleEF	MDV	0.18	0.15
tblVehicleEF	MDV	0.08	0.09
tblVehicleEF	MDV	0.03	0.02
tblVehicleEF	MDV	0.10	0.46
tblVehicleEF	MDV	0.18	0.34
tblVehicleEF	MDV	9.6990e-003	3.9420e-003
tblVehicleEF	MDV	0.01	0.06
tblVehicleEF	MDV	1.19	0.97
tblVehicleEF	MDV	1.87	2.22

Merrill Commerce Center (Phase C Construction - Mitigated) - San Bernardino-South Coast County, Winter

tblVehicleEF	MDV	461.94	380.41
tblVehicleEF	MDV	95.54	74.23
tblVehicleEF	MDV	0.10	0.06
tblVehicleEF	MDV	1.7550e-003	1.3620e-003
tblVehicleEF	MDV	2.3950e-003	1.6900e-003
tblVehicleEF	MDV	1.6170e-003	1.2560e-003
tblVehicleEF	MDV	2.2020e-003	1.5540e-003
tblVehicleEF	MDV	0.18	0.21
tblVehicleEF	MDV	0.20	0.17
tblVehicleEF	MDV	0.16	0.19
tblVehicleEF	MDV	0.02	0.02
tblVehicleEF	MDV	0.10	0.46
tblVehicleEF	MDV	0.14	0.26
tblVehicleEF	MDV	4.6270e-003	3.7610e-003
tblVehicleEF	MDV	9.8800e-004	7.3500e-004
tblVehicleEF	MDV	0.18	0.21
tblVehicleEF	MDV	0.20	0.17
tblVehicleEF	MDV	0.16	0.19
tblVehicleEF	MDV	0.04	0.02
tblVehicleEF	MDV	0.10	0.46
tblVehicleEF	MDV	0.15	0.28
tblVehicleEF	MDV	8.3240e-003	3.3580e-003
tblVehicleEF	MDV	0.01	0.06
tblVehicleEF	MDV	0.92	0.75
tblVehicleEF	MDV	2.23	2.64
tblVehicleEF	MDV	415.65	353.53
tblVehicleEF	MDV	95.54	75.05

Merrill Commerce Center (Phase C Construction - Mitigated) - San Bernardino-South Coast County, Winter

tblVehicleEF	MDV	0.11	0.06
tblVehicleEF	MDV	1.7550e-003	1.3620e-003
tblVehicleEF	MDV	2.3950e-003	1.6900e-003
tblVehicleEF	MDV	1.6170e-003	1.2560e-003
tblVehicleEF	MDV	2.2020e-003	1.5540e-003
tblVehicleEF	MDV	0.09	0.10
tblVehicleEF	MDV	0.19	0.16
tblVehicleEF	MDV	0.07	0.09
tblVehicleEF	MDV	0.02	0.01
tblVehicleEF	MDV	0.12	0.53
tblVehicleEF	MDV	0.16	0.31
tblVehicleEF	MDV	4.1610e-003	3.4950e-003
tblVehicleEF	MDV	9.9400e-004	7.4300e-004
tblVehicleEF	MDV	0.09	0.10
tblVehicleEF	MDV	0.19	0.16
tblVehicleEF	MDV	0.07	0.09
tblVehicleEF	MDV	0.03	0.02
tblVehicleEF	MDV	0.12	0.53
tblVehicleEF	MDV	0.18	0.34
tblVehicleEF	MH	0.02	3.4970e-003
tblVehicleEF	MH	0.02	0.00
tblVehicleEF	MH	1.71	0.32
tblVehicleEF	MH	5.12	0.00
tblVehicleEF	MH	1,044.82	918.79
tblVehicleEF	MH	58.27	0.00
tblVehicleEF	MH	1.20	3.97
tblVehicleEF	MH	0.01	0.02

Merrill Commerce Center (Phase C Construction - Mitigated) - San Bernardino-South Coast County, Winter

tblVehicleEF	MH	0.03	0.12
tblVehicleEF	MH	9.8200e-004	0.00
tblVehicleEF	MH	3.2250e-003	4.0000e-003
tblVehicleEF	MH	0.03	0.11
tblVehicleEF	MH	9.0300e-004	0.00
tblVehicleEF	MH	1.16	0.00
tblVehicleEF	MH	0.07	0.00
tblVehicleEF	MH	0.41	0.00
tblVehicleEF	MH	0.07	0.08
tblVehicleEF	MH	0.03	0.00
tblVehicleEF	MH	0.30	0.00
tblVehicleEF	MH	0.01	8.6860e-003
tblVehicleEF	MH	6.7200e-004	0.00
tblVehicleEF	MH	1.16	0.00
tblVehicleEF	MH	0.07	0.00
tblVehicleEF	MH	0.41	0.00
tblVehicleEF	MH	0.09	0.09
tblVehicleEF	MH	0.03	0.00
tblVehicleEF	MH	0.33	0.00
tblVehicleEF	MH	0.02	3.4970e-003
tblVehicleEF	MH	0.02	0.00
tblVehicleEF	MH	1.77	0.32
tblVehicleEF	MH	4.67	0.00
tblVehicleEF	MH	1,044.82	918.79
tblVehicleEF	MH	58.27	0.00
tblVehicleEF	MH	1.10	3.73
tblVehicleEF	MH	0.01	0.02

Merrill Commerce Center (Phase C Construction - Mitigated) - San Bernardino-South Coast County, Winter

tblVehicleEF	MH	0.03	0.12
tblVehicleEF	MH	9.8200e-004	0.00
tblVehicleEF	MH	3.2250e-003	4.0000e-003
tblVehicleEF	MH	0.03	0.11
tblVehicleEF	MH	9.0300e-004	0.00
tblVehicleEF	MH	2.28	0.00
tblVehicleEF	MH	0.09	0.00
tblVehicleEF	MH	0.97	0.00
tblVehicleEF	MH	0.07	0.08
tblVehicleEF	MH	0.03	0.00
tblVehicleEF	MH	0.28	0.00
tblVehicleEF	MH	0.01	8.6860e-003
tblVehicleEF	MH	6.6400e-004	0.00
tblVehicleEF	MH	2.28	0.00
tblVehicleEF	MH	0.09	0.00
tblVehicleEF	MH	0.97	0.00
tblVehicleEF	MH	0.09	0.09
tblVehicleEF	MH	0.03	0.00
tblVehicleEF	MH	0.31	0.00
tblVehicleEF	MH	0.02	3.4970e-003
tblVehicleEF	MH	0.02	0.00
tblVehicleEF	MH	1.71	0.32
tblVehicleEF	MH	5.07	0.00
tblVehicleEF	MH	1,044.82	918.79
tblVehicleEF	MH	58.27	0.00
tblVehicleEF	MH	1.17	3.90
tblVehicleEF	MH	0.01	0.02

Merrill Commerce Center (Phase C Construction - Mitigated) - San Bernardino-South Coast County, Winter

tblVehicleEF	MH	0.03	0.12
tblVehicleEF	MH	9.8200e-004	0.00
tblVehicleEF	MH	3.2250e-003	4.0000e-003
tblVehicleEF	MH	0.03	0.11
tblVehicleEF	MH	9.0300e-004	0.00
tblVehicleEF	MH	1.34	0.00
tblVehicleEF	MH	0.09	0.00
tblVehicleEF	MH	0.43	0.00
tblVehicleEF	MH	0.07	0.08
tblVehicleEF	MH	0.03	0.00
tblVehicleEF	MH	0.30	0.00
tblVehicleEF	MH	0.01	8.6860e-003
tblVehicleEF	MH	6.7100e-004	0.00
tblVehicleEF	MH	1.34	0.00
tblVehicleEF	MH	0.09	0.00
tblVehicleEF	MH	0.43	0.00
tblVehicleEF	MH	0.09	0.09
tblVehicleEF	MH	0.03	0.00
tblVehicleEF	MH	0.32	0.00
tblVehicleEF	MHD	0.02	2.9940e-003
tblVehicleEF	MHD	2.1980e-003	9.6000e-004
tblVehicleEF	MHD	0.04	7.1190e-003
tblVehicleEF	MHD	0.29	0.33
tblVehicleEF	MHD	0.20	0.13
tblVehicleEF	MHD	3.68	0.75
tblVehicleEF	MHD	158.15	61.88
tblVehicleEF	MHD	1,094.62	924.73

Merrill Commerce Center (Phase C Construction - Mitigated) - San Bernardino-South Coast County, Winter

tblVehicleEF	MHD	48.60	7.15
tblVehicleEF	MHD	0.42	0.33
tblVehicleEF	MHD	0.62	1.01
tblVehicleEF	MHD	8.1000e-005	2.0700e-004
tblVehicleEF	MHD	2.7670e-003	7.7130e-003
tblVehicleEF	MHD	6.4800e-004	8.3000e-005
tblVehicleEF	MHD	7.7000e-005	1.9800e-004
tblVehicleEF	MHD	2.6430e-003	7.3750e-003
tblVehicleEF	MHD	5.9600e-004	7.6000e-005
tblVehicleEF	MHD	9.1200e-004	4.0900e-004
tblVehicleEF	MHD	0.03	0.01
tblVehicleEF	MHD	0.02	0.01
tblVehicleEF	MHD	5.0100e-004	2.2400e-004
tblVehicleEF	MHD	0.03	9.7180e-003
tblVehicleEF	MHD	0.01	0.08
tblVehicleEF	MHD	0.23	0.04
tblVehicleEF	MHD	1.5190e-003	5.8700e-004
tblVehicleEF	MHD	0.01	8.8120e-003
tblVehicleEF	MHD	5.5000e-004	7.1000e-005
tblVehicleEF	MHD	9.1200e-004	4.0900e-004
tblVehicleEF	MHD	0.03	0.01
tblVehicleEF	MHD	0.03	0.02
tblVehicleEF	MHD	5.0100e-004	2.2400e-004
tblVehicleEF	MHD	0.03	0.01
tblVehicleEF	MHD	0.01	0.08
tblVehicleEF	MHD	0.25	0.04
tblVehicleEF	MHD	0.01	2.8540e-003

Merrill Commerce Center (Phase C Construction - Mitigated) - San Bernardino-South Coast County, Winter

tblVehicleEF	MHD	2.2250e-003	9.7900e-004
tblVehicleEF	MHD	0.04	6.7960e-003
tblVehicleEF	MHD	0.21	0.29
tblVehicleEF	MHD	0.20	0.13
tblVehicleEF	MHD	3.44	0.70
tblVehicleEF	MHD	167.52	61.59
tblVehicleEF	MHD	1,094.62	924.73
tblVehicleEF	MHD	48.60	7.06
tblVehicleEF	MHD	0.44	0.32
tblVehicleEF	MHD	0.58	0.95
tblVehicleEF	MHD	6.8000e-005	1.7800e-004
tblVehicleEF	MHD	2.7670e-003	7.7130e-003
tblVehicleEF	MHD	6.4800e-004	8.3000e-005
tblVehicleEF	MHD	6.5000e-005	1.7000e-004
tblVehicleEF	MHD	2.6430e-003	7.3750e-003
tblVehicleEF	MHD	5.9600e-004	7.6000e-005
tblVehicleEF	MHD	1.7790e-003	7.9800e-004
tblVehicleEF	MHD	0.04	0.02
tblVehicleEF	MHD	0.02	0.01
tblVehicleEF	MHD	1.1090e-003	4.9600e-004
tblVehicleEF	MHD	0.03	9.7970e-003
tblVehicleEF	MHD	0.01	0.08
tblVehicleEF	MHD	0.22	0.03
tblVehicleEF	MHD	1.6070e-003	5.8400e-004
tblVehicleEF	MHD	0.01	8.8120e-003
tblVehicleEF	MHD	5.4600e-004	7.0000e-005
tblVehicleEF	MHD	1.7790e-003	7.9800e-004

Merrill Commerce Center (Phase C Construction - Mitigated) - San Bernardino-South Coast County, Winter

tblVehicleEF	MHD	0.04	0.02
tblVehicleEF	MHD	0.03	0.02
tblVehicleEF	MHD	1.1090e-003	4.9600e-004
tblVehicleEF	MHD	0.03	0.01
tblVehicleEF	MHD	0.01	0.08
tblVehicleEF	MHD	0.24	0.04
tblVehicleEF	MHD	0.02	3.2040e-003
tblVehicleEF	MHD	2.2010e-003	9.6100e-004
tblVehicleEF	MHD	0.04	7.0350e-003
tblVehicleEF	MHD	0.40	0.39
tblVehicleEF	MHD	0.20	0.13
tblVehicleEF	MHD	3.62	0.74
tblVehicleEF	MHD	145.20	62.28
tblVehicleEF	MHD	1,094.62	924.73
tblVehicleEF	MHD	48.60	7.13
tblVehicleEF	MHD	0.40	0.35
tblVehicleEF	MHD	0.61	0.99
tblVehicleEF	MHD	9.8000e-005	2.4800e-004
tblVehicleEF	MHD	2.7670e-003	7.7130e-003
tblVehicleEF	MHD	6.4800e-004	8.3000e-005
tblVehicleEF	MHD	9.4000e-005	2.3700e-004
tblVehicleEF	MHD	2.6430e-003	7.3750e-003
tblVehicleEF	MHD	5.9600e-004	7.6000e-005
tblVehicleEF	MHD	9.3500e-004	4.2100e-004
tblVehicleEF	MHD	0.03	0.02
tblVehicleEF	MHD	0.02	0.02
tblVehicleEF	MHD	4.8700e-004	2.1800e-004

Merrill Commerce Center (Phase C Construction - Mitigated) - San Bernardino-South Coast County, Winter

tblVehicleEF	MHD	0.03	9.7270e-003
tblVehicleEF	MHD	0.01	0.08
tblVehicleEF	MHD	0.22	0.04
tblVehicleEF	MHD	1.3960e-003	5.9100e-004
tblVehicleEF	MHD	0.01	8.8120e-003
tblVehicleEF	MHD	5.4900e-004	7.1000e-005
tblVehicleEF	MHD	9.3500e-004	4.2100e-004
tblVehicleEF	MHD	0.03	0.02
tblVehicleEF	MHD	0.03	0.02
tblVehicleEF	MHD	4.8700e-004	2.1800e-004
tblVehicleEF	MHD	0.03	0.01
tblVehicleEF	MHD	0.01	0.08
tblVehicleEF	MHD	0.25	0.04
tblVehicleEF	OBUS	0.01	8.9910e-003
tblVehicleEF	OBUS	5.5880e-003	5.0340e-003
tblVehicleEF	OBUS	0.02	0.02
tblVehicleEF	OBUS	0.24	0.52
tblVehicleEF	OBUS	0.37	0.59
tblVehicleEF	OBUS	5.06	2.45
tblVehicleEF	OBUS	67.58	67.60
tblVehicleEF	OBUS	1,116.49	1,365.08
tblVehicleEF	OBUS	69.55	20.25
tblVehicleEF	OBUS	0.13	0.25
tblVehicleEF	OBUS	0.43	0.85
tblVehicleEF	OBUS	1.2000e-005	8.5000e-005
tblVehicleEF	OBUS	2.0510e-003	6.3820e-003
tblVehicleEF	OBUS	9.6400e-004	2.3500e-004

Merrill Commerce Center (Phase C Construction - Mitigated) - San Bernardino-South Coast County, Winter

tblVehicleEF	OBUS	1.1000e-005	8.1000e-005
tblVehicleEF	OBUS	1.9380e-003	6.0850e-003
tblVehicleEF	OBUS	8.8700e-004	2.1600e-004
tblVehicleEF	OBUS	1.8580e-003	2.6690e-003
tblVehicleEF	OBUS	0.02	0.03
tblVehicleEF	OBUS	0.03	0.05
tblVehicleEF	OBUS	8.2500e-004	1.1300e-003
tblVehicleEF	OBUS	0.03	0.03
tblVehicleEF	OBUS	0.05	0.32
tblVehicleEF	OBUS	0.32	0.12
tblVehicleEF	OBUS	6.5700e-004	6.4500e-004
tblVehicleEF	OBUS	0.01	0.01
tblVehicleEF	OBUS	7.8400e-004	2.0000e-004
tblVehicleEF	OBUS	1.8580e-003	2.6690e-003
tblVehicleEF	OBUS	0.02	0.03
tblVehicleEF	OBUS	0.04	0.06
tblVehicleEF	OBUS	8.2500e-004	1.1300e-003
tblVehicleEF	OBUS	0.03	0.04
tblVehicleEF	OBUS	0.05	0.32
tblVehicleEF	OBUS	0.35	0.13
tblVehicleEF	OBUS	0.01	9.0700e-003
tblVehicleEF	OBUS	5.7260e-003	5.1780e-003
tblVehicleEF	OBUS	0.02	0.02
tblVehicleEF	OBUS	0.24	0.52
tblVehicleEF	OBUS	0.38	0.60
tblVehicleEF	OBUS	4.64	2.25
tblVehicleEF	OBUS	70.58	66.89

Merrill Commerce Center (Phase C Construction - Mitigated) - San Bernardino-South Coast County, Winter

tblVehicleEF	OBUS	1,116.49	1,365.10
tblVehicleEF	OBUS	69.55	19.90
tblVehicleEF	OBUS	0.13	0.24
tblVehicleEF	OBUS	0.40	0.78
tblVehicleEF	OBUS	1.0000e-005	7.5000e-005
tblVehicleEF	OBUS	2.0510e-003	6.3820e-003
tblVehicleEF	OBUS	9.6400e-004	2.3500e-004
tblVehicleEF	OBUS	1.0000e-005	7.2000e-005
tblVehicleEF	OBUS	1.9380e-003	6.0850e-003
tblVehicleEF	OBUS	8.8700e-004	2.1600e-004
tblVehicleEF	OBUS	3.5980e-003	5.1580e-003
tblVehicleEF	OBUS	0.02	0.03
tblVehicleEF	OBUS	0.03	0.05
tblVehicleEF	OBUS	1.8620e-003	2.5390e-003
tblVehicleEF	OBUS	0.03	0.03
tblVehicleEF	OBUS	0.05	0.32
tblVehicleEF	OBUS	0.30	0.11
tblVehicleEF	OBUS	6.8600e-004	6.3800e-004
tblVehicleEF	OBUS	0.01	0.01
tblVehicleEF	OBUS	7.7700e-004	1.9700e-004
tblVehicleEF	OBUS	3.5980e-003	5.1580e-003
tblVehicleEF	OBUS	0.02	0.03
tblVehicleEF	OBUS	0.04	0.07
tblVehicleEF	OBUS	1.8620e-003	2.5390e-003
tblVehicleEF	OBUS	0.04	0.04
tblVehicleEF	OBUS	0.05	0.32
tblVehicleEF	OBUS	0.33	0.12

Merrill Commerce Center (Phase C Construction - Mitigated) - San Bernardino-South Coast County, Winter

tblVehicleEF	OBUS	0.01	8.9240e-003
tblVehicleEF	OBUS	5.6030e-003	5.0500e-003
tblVehicleEF	OBUS	0.02	0.02
tblVehicleEF	OBUS	0.25	0.52
tblVehicleEF	OBUS	0.37	0.59
tblVehicleEF	OBUS	5.03	2.43
tblVehicleEF	OBUS	63.44	68.58
tblVehicleEF	OBUS	1,116.49	1,365.08
tblVehicleEF	OBUS	69.55	20.22
tblVehicleEF	OBUS	0.12	0.27
tblVehicleEF	OBUS	0.42	0.83
tblVehicleEF	OBUS	1.4000e-005	9.8000e-005
tblVehicleEF	OBUS	2.0510e-003	6.3820e-003
tblVehicleEF	OBUS	9.6400e-004	2.3500e-004
tblVehicleEF	OBUS	1.4000e-005	9.4000e-005
tblVehicleEF	OBUS	1.9380e-003	6.0850e-003
tblVehicleEF	OBUS	8.8700e-004	2.1600e-004
tblVehicleEF	OBUS	1.8980e-003	2.7930e-003
tblVehicleEF	OBUS	0.02	0.03
tblVehicleEF	OBUS	0.03	0.05
tblVehicleEF	OBUS	8.1700e-004	1.1300e-003
tblVehicleEF	OBUS	0.03	0.03
tblVehicleEF	OBUS	0.05	0.34
tblVehicleEF	OBUS	0.31	0.12
tblVehicleEF	OBUS	6.1800e-004	6.5400e-004
tblVehicleEF	OBUS	0.01	0.01
tblVehicleEF	OBUS	7.8400e-004	2.0000e-004

Merrill Commerce Center (Phase C Construction - Mitigated) - San Bernardino-South Coast County, Winter

tblVehicleEF	OBUS	1.8980e-003	2.7930e-003
tblVehicleEF	OBUS	0.02	0.03
tblVehicleEF	OBUS	0.04	0.06
tblVehicleEF	OBUS	8.1700e-004	1.1300e-003
tblVehicleEF	OBUS	0.03	0.04
tblVehicleEF	OBUS	0.05	0.34
tblVehicleEF	OBUS	0.34	0.13
tblVehicleEF	SBUS	0.82	0.05
tblVehicleEF	SBUS	7.8130e-003	5.3990e-003
tblVehicleEF	SBUS	0.06	4.5740e-003
tblVehicleEF	SBUS	6.12	2.19
tblVehicleEF	SBUS	0.49	0.47
tblVehicleEF	SBUS	5.01	0.59
tblVehicleEF	SBUS	1,203.07	329.54
tblVehicleEF	SBUS	1,105.95	1,067.20
tblVehicleEF	SBUS	41.30	3.57
tblVehicleEF	SBUS	8.58	2.94
tblVehicleEF	SBUS	3.25	4.02
tblVehicleEF	SBUS	6.6860e-003	2.6920e-003
tblVehicleEF	SBUS	0.01	0.01
tblVehicleEF	SBUS	0.02	0.02
tblVehicleEF	SBUS	6.3200e-004	3.8000e-005
tblVehicleEF	SBUS	6.3970e-003	2.5760e-003
tblVehicleEF	SBUS	2.7260e-003	2.7350e-003
tblVehicleEF	SBUS	0.02	0.02
tblVehicleEF	SBUS	5.8100e-004	3.5000e-005
tblVehicleEF	SBUS	3.1550e-003	8.0900e-004

Merrill Commerce Center (Phase C Construction - Mitigated) - San Bernardino-South Coast County, Winter

tblVehicleEF	SBUS	0.02	6.0880e-003
tblVehicleEF	SBUS	0.72	0.23
tblVehicleEF	SBUS	1.5070e-003	4.0900e-004
tblVehicleEF	SBUS	0.09	0.08
tblVehicleEF	SBUS	9.7290e-003	0.04
tblVehicleEF	SBUS	0.26	0.03
tblVehicleEF	SBUS	0.01	3.1350e-003
tblVehicleEF	SBUS	0.01	0.01
tblVehicleEF	SBUS	5.0000e-004	3.5000e-005
tblVehicleEF	SBUS	3.1550e-003	8.0900e-004
tblVehicleEF	SBUS	0.02	6.0880e-003
tblVehicleEF	SBUS	1.04	0.32
tblVehicleEF	SBUS	1.5070e-003	4.0900e-004
tblVehicleEF	SBUS	0.11	0.09
tblVehicleEF	SBUS	9.7290e-003	0.04
tblVehicleEF	SBUS	0.29	0.03
tblVehicleEF	SBUS	0.82	0.05
tblVehicleEF	SBUS	7.9420e-003	5.4670e-003
tblVehicleEF	SBUS	0.05	3.7780e-003
tblVehicleEF	SBUS	6.01	2.16
tblVehicleEF	SBUS	0.50	0.47
tblVehicleEF	SBUS	3.43	0.42
tblVehicleEF	SBUS	1,262.44	335.12
tblVehicleEF	SBUS	1,105.95	1,067.21
tblVehicleEF	SBUS	41.30	3.27
tblVehicleEF	SBUS	8.85	2.98
tblVehicleEF	SBUS	3.05	3.77

Merrill Commerce Center (Phase C Construction - Mitigated) - San Bernardino-South Coast County, Winter

tblVehicleEF	SBUS	5.6360e-003	2.2790e-003
tblVehicleEF	SBUS	0.01	0.01
tblVehicleEF	SBUS	0.02	0.02
tblVehicleEF	SBUS	6.3200e-004	3.8000e-005
tblVehicleEF	SBUS	5.3920e-003	2.1800e-003
tblVehicleEF	SBUS	2.7260e-003	2.7350e-003
tblVehicleEF	SBUS	0.02	0.02
tblVehicleEF	SBUS	5.8100e-004	3.5000e-005
tblVehicleEF	SBUS	5.9800e-003	1.4630e-003
tblVehicleEF	SBUS	0.02	6.3280e-003
tblVehicleEF	SBUS	0.72	0.23
tblVehicleEF	SBUS	3.2100e-003	7.8800e-004
tblVehicleEF	SBUS	0.09	0.08
tblVehicleEF	SBUS	8.8900e-003	0.03
tblVehicleEF	SBUS	0.21	0.02
tblVehicleEF	SBUS	0.01	3.1880e-003
tblVehicleEF	SBUS	0.01	0.01
tblVehicleEF	SBUS	4.7300e-004	3.2000e-005
tblVehicleEF	SBUS	5.9800e-003	1.4630e-003
tblVehicleEF	SBUS	0.02	6.3280e-003
tblVehicleEF	SBUS	1.04	0.32
tblVehicleEF	SBUS	3.2100e-003	7.8800e-004
tblVehicleEF	SBUS	0.11	0.09
tblVehicleEF	SBUS	8.8900e-003	0.03
tblVehicleEF	SBUS	0.24	0.02
tblVehicleEF	SBUS	0.82	0.05
tblVehicleEF	SBUS	7.8160e-003	5.3960e-003

Merrill Commerce Center (Phase C Construction - Mitigated) - San Bernardino-South Coast County, Winter

tblVehicleEF	SBUS	0.06	4.6760e-003
tblVehicleEF	SBUS	6.28	2.24
tblVehicleEF	SBUS	0.49	0.46
tblVehicleEF	SBUS	5.06	0.61
tblVehicleEF	SBUS	1,121.07	321.84
tblVehicleEF	SBUS	1,105.95	1,067.20
tblVehicleEF	SBUS	41.30	3.59
tblVehicleEF	SBUS	8.20	2.88
tblVehicleEF	SBUS	3.20	3.96
tblVehicleEF	SBUS	8.1350e-003	3.2630e-003
tblVehicleEF	SBUS	0.01	0.01
tblVehicleEF	SBUS	0.02	0.02
tblVehicleEF	SBUS	6.3200e-004	3.8000e-005
tblVehicleEF	SBUS	7.7830e-003	3.1220e-003
tblVehicleEF	SBUS	2.7260e-003	2.7350e-003
tblVehicleEF	SBUS	0.02	0.02
tblVehicleEF	SBUS	5.8100e-004	3.5000e-005
tblVehicleEF	SBUS	3.0260e-003	7.5100e-004
tblVehicleEF	SBUS	0.02	6.2180e-003
tblVehicleEF	SBUS	0.73	0.23
tblVehicleEF	SBUS	1.4810e-003	4.0900e-004
tblVehicleEF	SBUS	0.09	0.08
tblVehicleEF	SBUS	0.01	0.04
tblVehicleEF	SBUS	0.27	0.03
tblVehicleEF	SBUS	0.01	3.0620e-003
tblVehicleEF	SBUS	0.01	0.01
tblVehicleEF	SBUS	5.0000e-004	3.6000e-005

Merrill Commerce Center (Phase C Construction - Mitigated) - San Bernardino-South Coast County, Winter

tblVehicleEF	SBUS	3.0260e-003	7.5100e-004
tblVehicleEF	SBUS	0.02	6.2180e-003
tblVehicleEF	SBUS	1.05	0.32
tblVehicleEF	SBUS	1.4810e-003	4.0900e-004
tblVehicleEF	SBUS	0.11	0.09
tblVehicleEF	SBUS	0.01	0.04
tblVehicleEF	SBUS	0.29	0.03
tblVehicleEF	UBUS	1.45	4.21
tblVehicleEF	UBUS	0.08	0.02
tblVehicleEF	UBUS	7.26	32.80
tblVehicleEF	UBUS	12.29	1.40
tblVehicleEF	UBUS	1,786.94	1,717.18
tblVehicleEF	UBUS	140.81	16.38
tblVehicleEF	UBUS	3.74	0.36
tblVehicleEF	UBUS	0.51	0.08
tblVehicleEF	UBUS	0.01	0.03
tblVehicleEF	UBUS	0.04	2.7210e-003
tblVehicleEF	UBUS	1.4740e-003	2.1500e-004
tblVehicleEF	UBUS	0.22	0.03
tblVehicleEF	UBUS	3.0000e-003	6.3130e-003
tblVehicleEF	UBUS	0.04	2.5860e-003
tblVehicleEF	UBUS	1.3550e-003	1.9700e-004
tblVehicleEF	UBUS	6.8450e-003	1.9240e-003
tblVehicleEF	UBUS	0.09	0.01
tblVehicleEF	UBUS	3.4980e-003	8.4100e-004
tblVehicleEF	UBUS	0.36	0.06
tblVehicleEF	UBUS	0.02	0.05

Merrill Commerce Center (Phase C Construction - Mitigated) - San Bernardino-South Coast County, Winter

tblVehicleEF	UBUS	1.04	0.07
tblVehicleEF	UBUS	9.2910e-003	3.7330e-003
tblVehicleEF	UBUS	1.6330e-003	1.6200e-004
tblVehicleEF	UBUS	6.8450e-003	1.9240e-003
tblVehicleEF	UBUS	0.09	0.01
tblVehicleEF	UBUS	3.4980e-003	8.4100e-004
tblVehicleEF	UBUS	1.85	4.30
tblVehicleEF	UBUS	0.02	0.05
tblVehicleEF	UBUS	1.13	0.08
tblVehicleEF	UBUS	1.45	4.21
tblVehicleEF	UBUS	0.07	0.02
tblVehicleEF	UBUS	7.32	32.80
tblVehicleEF	UBUS	10.15	1.15
tblVehicleEF	UBUS	1,786.94	1,717.18
tblVehicleEF	UBUS	140.81	15.96
tblVehicleEF	UBUS	3.47	0.36
tblVehicleEF	UBUS	0.51	0.08
tblVehicleEF	UBUS	0.01	0.03
tblVehicleEF	UBUS	0.04	2.7210e-003
tblVehicleEF	UBUS	1.4740e-003	2.1500e-004
tblVehicleEF	UBUS	0.22	0.03
tblVehicleEF	UBUS	3.0000e-003	6.3130e-003
tblVehicleEF	UBUS	0.04	2.5860e-003
tblVehicleEF	UBUS	1.3550e-003	1.9700e-004
tblVehicleEF	UBUS	0.01	3.6430e-003
tblVehicleEF	UBUS	0.11	0.01
tblVehicleEF	UBUS	8.0770e-003	1.8680e-003

Merrill Commerce Center (Phase C Construction - Mitigated) - San Bernardino-South Coast County, Winter

tblVehicleEF	UBUS	0.36	0.06
tblVehicleEF	UBUS	0.02	0.05
tblVehicleEF	UBUS	0.93	0.06
tblVehicleEF	UBUS	9.2920e-003	3.7330e-003
tblVehicleEF	UBUS	1.5960e-003	1.5800e-004
tblVehicleEF	UBUS	0.01	3.6430e-003
tblVehicleEF	UBUS	0.11	0.01
tblVehicleEF	UBUS	8.0770e-003	1.8680e-003
tblVehicleEF	UBUS	1.85	4.30
tblVehicleEF	UBUS	0.02	0.05
tblVehicleEF	UBUS	1.02	0.07
tblVehicleEF	UBUS	1.45	4.21
tblVehicleEF	UBUS	0.08	0.02
tblVehicleEF	UBUS	7.27	32.80
tblVehicleEF	UBUS	11.92	1.37
tblVehicleEF	UBUS	1,786.94	1,717.18
tblVehicleEF	UBUS	140.81	16.32
tblVehicleEF	UBUS	3.67	0.36
tblVehicleEF	UBUS	0.51	0.08
tblVehicleEF	UBUS	0.01	0.03
tblVehicleEF	UBUS	0.04	2.7210e-003
tblVehicleEF	UBUS	1.4740e-003	2.1500e-004
tblVehicleEF	UBUS	0.22	0.03
tblVehicleEF	UBUS	3.0000e-003	6.3130e-003
tblVehicleEF	UBUS	0.04	2.5860e-003
tblVehicleEF	UBUS	1.3550e-003	1.9700e-004
tblVehicleEF	UBUS	7.5030e-003	1.9560e-003

Merrill Commerce Center (Phase C Construction - Mitigated) - San Bernardino-South Coast County, Winter

tblVehicleEF	UBUS	0.11	0.01
tblVehicleEF	UBUS	3.5680e-003	8.2800e-004
tblVehicleEF	UBUS	0.36	0.06
tblVehicleEF	UBUS	0.03	0.05
tblVehicleEF	UBUS	1.02	0.07
tblVehicleEF	UBUS	9.2910e-003	3.7330e-003
tblVehicleEF	UBUS	1.6260e-003	1.6200e-004
tblVehicleEF	UBUS	7.5030e-003	1.9560e-003
tblVehicleEF	UBUS	0.11	0.01
tblVehicleEF	UBUS	3.5680e-003	8.2800e-004
tblVehicleEF	UBUS	1.85	4.30
tblVehicleEF	UBUS	0.03	0.05
tblVehicleEF	UBUS	1.12	0.07
tblVehicleTrips	CC_TL	8.40	0.00
tblVehicleTrips	CC_TL	8.40	0.00
tblVehicleTrips	CC_TTP	28.00	0.00
tblVehicleTrips	CNW_TL	6.90	0.00
tblVehicleTrips	CNW_TL	6.90	0.00
tblVehicleTrips	CNW_TTP	13.00	0.00
tblVehicleTrips	CW_TL	16.60	0.00
tblVehicleTrips	CW_TL	16.60	0.00
tblVehicleTrips	CW_TTP	59.00	0.00
tblVehicleTrips	DV_TP	19.00	0.00
tblVehicleTrips	PB_TP	2.00	0.00
tblVehicleTrips	PR_TP	79.00	0.00
tblVehicleTrips	ST_TR	2.49	0.00
tblVehicleTrips	SU_TR	0.73	0.00

Merrill Commerce Center (Phase C Construction - Mitigated) - San Bernardino-South Coast County, Winter

tblVehicleTrips	WD_TR	6.83	0.00
tblWater	IndoorWaterUseRate	333,231,250.00	0.00

2.0 Emissions Summary

Merrill Commerce Center (Phase C Construction - Mitigated) - San Bernardino-South Coast County, Winter

2.1 Overall Construction (Maximum Daily Emission)**Unmitigated Construction**

	ROG	NOx	CO	SO2	Fugitive PM10	Exhaust PM10	PM10 Total	Fugitive PM2.5	Exhaust PM2.5	PM2.5 Total	Bio- CO2	NBio- CO2	Total CO2	CH4	N2O	CO2e
Year	lb/day										lb/day					
2025	2.1836	20.2849	20.0442	0.0456	2.8752	0.8556	3.7309	0.5567	0.7947	1.3514	0.0000	4,458.2735	4,458.2735	1.0794	0.0000	4,485.2578
2026	25.0385	51.5985	56.9739	0.2047	21.9792	1.4894	23.4686	10.3848	1.3703	11.7551	0.0000	20,536.4368	20,536.4368	2.3846	0.0000	20,596.0525
Maximum	25.0385	51.5985	56.9739	0.2047	21.9792	1.4894	23.4686	10.3848	1.3703	11.7551	0.0000	20,536.4368	20,536.4368	2.3846	0.0000	20,596.0525

Mitigated Construction

	ROG	NOx	CO	SO2	Fugitive PM10	Exhaust PM10	PM10 Total	Fugitive PM2.5	Exhaust PM2.5	PM2.5 Total	Bio- CO2	NBio- CO2	Total CO2	CH4	N2O	CO2e
Year	lb/day										lb/day					
2025	0.5532	3.0916	23.9057	0.0456	1.8619	0.0645	1.9264	0.4033	0.0644	0.4676	0.0000	4,458.2735	4,458.2735	1.0794	0.0000	4,485.2578
2026	22.5612	24.7376	65.2111	0.2047	11.1167	0.1816	11.2983	4.0826	0.1765	4.1770	0.0000	20,536.4368	20,536.4368	2.3846	0.0000	20,596.0525
Maximum	22.5612	24.7376	65.2111	0.2047	11.1167	0.1816	11.2983	4.0826	0.1765	4.1770	0.0000	20,536.4368	20,536.4368	2.3846	0.0000	20,596.0525

	ROG	NOx	CO	SO2	Fugitive PM10	Exhaust PM10	PM10 Total	Fugitive PM2.5	Exhaust PM2.5	PM2.5 Total	Bio- CO2	NBio- CO2	Total CO2	CH4	N2O	CO2e
Percent Reduction	15.09	61.29	-15.71	0.00	47.78	89.51	51.38	59.00	88.87	64.56	0.00	0.00	0.00	0.00	0.00	0.00

Merrill Commerce Center (Phase C Construction - Mitigated) - San Bernardino-South Coast County, Winter

2.2 Overall Operational**Unmitigated Operational**

	ROG	NOx	CO	SO2	Fugitive PM10	Exhaust PM10	PM10 Total	Fugitive PM2.5	Exhaust PM2.5	PM2.5 Total	Bio- CO2	NBio- CO2	Total CO2	CH4	N2O	CO2e
Category	lb/day										lb/day					
Area	32.2895	1.3300e-003	0.1472	1.0000e-005		5.2000e-004	5.2000e-004		5.2000e-004	5.2000e-004		0.3164	0.3164	8.2000e-004		0.3369
Energy	0.0000	0.0000	0.0000	0.0000		0.0000	0.0000		0.0000	0.0000		0.0000	0.0000	0.0000	0.0000	0.0000
Mobile	0.0000	0.0000	0.0000	0.0000	0.0000	0.0000	0.0000	0.0000	0.0000	0.0000		0.0000	0.0000	0.0000		0.0000
Total	32.2895	1.3300e-003	0.1472	1.0000e-005	0.0000	5.2000e-004	5.2000e-004	0.0000	5.2000e-004	5.2000e-004		0.3164	0.3164	8.2000e-004	0.0000	0.3369

Mitigated Operational

	ROG	NOx	CO	SO2	Fugitive PM10	Exhaust PM10	PM10 Total	Fugitive PM2.5	Exhaust PM2.5	PM2.5 Total	Bio- CO2	NBio- CO2	Total CO2	CH4	N2O	CO2e
Category	lb/day										lb/day					
Area	32.2895	1.3300e-003	0.1472	1.0000e-005		5.2000e-004	5.2000e-004		5.2000e-004	5.2000e-004		0.3164	0.3164	8.2000e-004		0.3369
Energy	0.0000	0.0000	0.0000	0.0000		0.0000	0.0000		0.0000	0.0000		0.0000	0.0000	0.0000	0.0000	0.0000
Mobile	0.0000	0.0000	0.0000	0.0000	0.0000	0.0000	0.0000	0.0000	0.0000	0.0000		0.0000	0.0000	0.0000		0.0000
Total	32.2895	1.3300e-003	0.1472	1.0000e-005	0.0000	5.2000e-004	5.2000e-004	0.0000	5.2000e-004	5.2000e-004		0.3164	0.3164	8.2000e-004	0.0000	0.3369

Merrill Commerce Center (Phase C Construction - Mitigated) - San Bernardino-South Coast County, Winter

	ROG	NOx	CO	SO2	Fugitive PM10	Exhaust PM10	PM10 Total	Fugitive PM2.5	Exhaust PM2.5	PM2.5 Total	Bio- CO2	NBio-CO2	Total CO2	CH4	N2O	CO2e
Percent Reduction	0.00	0.00	0.00	0.00	0.00	0.00	0.00	0.00	0.00	0.00	0.00	0.00	0.00	0.00	0.00	0.00

3.0 Construction Detail

Construction Phase

Phase Number	Phase Name	Phase Type	Start Date	End Date	Num Days Week	Num Days	Phase Description
1	Demolition	Demolition	12/27/2025	2/6/2026	5	30	
2	Site Preparation	Site Preparation	2/7/2026	3/20/2026	5	30	
3	Grading	Grading	3/21/2026	5/29/2026	5	50	
4	Building Construction	Building Construction	5/30/2026	12/25/2026	5	150	
5	Paving	Paving	9/14/2026	12/25/2026	5	75	
6	Architectural Coating	Architectural Coating	9/14/2026	12/25/2026	5	75	

Acres of Grading (Site Preparation Phase): 105

Acres of Grading (Grading Phase): 200

Acres of Paving: 4.5

Residential Indoor: 0; Residential Outdoor: 0; Non-Residential Indoor: 2,161,500; Non-Residential Outdoor: 720,500; Striped Parking Area: 11,761 (Architectural Coating – sqft)

OffRoad Equipment

Merrill Commerce Center (Phase C Construction - Mitigated) - San Bernardino-South Coast County, Winter

Phase Name	Offroad Equipment Type	Amount	Usage Hours	Horse Power	Load Factor
Demolition	Concrete/Industrial Saws	1	8.00	81	0.73
Demolition	Excavators	3	8.00	158	0.38
Demolition	Rubber Tired Dozers	2	8.00	247	0.40
Site Preparation	Crawler Tractors	4	8.00	212	0.43
Site Preparation	Rubber Tired Dozers	3	8.00	247	0.40
Site Preparation	Tractors/Loaders/Backhoes	0	8.00	97	0.37
Grading	Crawler Tractors	2	8.00	212	0.43
Grading	Excavators	2	8.00	158	0.38
Grading	Graders	1	8.00	187	0.41
Grading	Rubber Tired Dozers	1	8.00	247	0.40
Grading	Scrapers	2	8.00	367	0.48
Grading	Tractors/Loaders/Backhoes	0	8.00	97	0.37
Building Construction	Cranes	1	8.00	231	0.29
Building Construction	Crawler Tractors	3	8.00	212	0.43
Building Construction	Forklifts	3	8.00	89	0.20
Building Construction	Generator Sets	1	8.00	84	0.74
Building Construction	Tractors/Loaders/Backhoes	0	8.00	97	0.37
Building Construction	Welders	1	8.00	46	0.45
Paving	Pavers	2	8.00	130	0.42
Paving	Paving Equipment	2	8.00	132	0.36
Paving	Rollers	2	8.00	80	0.38
Architectural Coating	Air Compressors	1	8.00	78	0.48

Trips and VMT

Merrill Commerce Center (Phase C Construction - Mitigated) - San Bernardino-South Coast County, Winter

Phase Name	Offroad Equipment Count	Worker Trip Number	Vendor Trip Number	Hauling Trip Number	Worker Trip Length	Vendor Trip Length	Hauling Trip Length	Worker Vehicle Class	Vendor Vehicle Class	Hauling Vehicle Class
Demolition	6	15.00	0.00	230.00	14.70	6.90	20.00	LD_Mix	HDT_Mix	HHDT
Site Preparation	7	18.00	0.00	0.00	14.70	6.90	20.00	LD_Mix	HDT_Mix	HHDT
Grading	8	20.00	0.00	0.00	14.70	6.90	20.00	LD_Mix	HDT_Mix	HHDT
Building Construction	9	688.00	268.00	0.00	14.70	6.90	20.00	LD_Mix	HDT_Mix	HHDT
Paving	6	15.00	0.00	0.00	14.70	6.90	20.00	LD_Mix	HDT_Mix	HHDT
Architectural Coating	1	138.00	0.00	0.00	14.70	6.90	20.00	LD_Mix	HDT_Mix	HHDT

3.1 Mitigation Measures Construction

Use Cleaner Engines for Construction Equipment

Water Exposed Area

3.2 Demolition - 2025**Unmitigated Construction On-Site**

	ROG	NOx	CO	SO2	Fugitive PM10	Exhaust PM10	PM10 Total	Fugitive PM2.5	Exhaust PM2.5	PM2.5 Total	Bio- CO2	NBio- CO2	Total CO2	CH4	N2O	CO2e
Category	lb/day										lb/day					
Fugitive Dust					1.6612	0.0000	1.6612	0.2515	0.0000	0.2515			0.0000			0.0000
Off-Road	2.0926	19.1966	19.4184	0.0388		0.8528	0.8528		0.7920	0.7920		3,747.5996	3,747.5996	1.0464		3,773.7606
Total	2.0926	19.1966	19.4184	0.0388	1.6612	0.8528	2.5139	0.2515	0.7920	1.0435		3,747.5996	3,747.5996	1.0464		3,773.7606

Merrill Commerce Center (Phase C Construction - Mitigated) - San Bernardino-South Coast County, Winter

3.2 Demolition - 2025**Unmitigated Construction Off-Site**

	ROG	NOx	CO	SO2	Fugitive PM10	Exhaust PM10	PM10 Total	Fugitive PM2.5	Exhaust PM2.5	PM2.5 Total	Bio- CO2	NBio- CO2	Total CO2	CH4	N2O	CO2e
Category	lb/day										lb/day					
Hauling	0.0311	1.0554	0.2575	5.4800e-003	1.0464	1.8900e-003	1.0483	0.2607	1.8000e-003	0.2625		583.7534	583.7534	0.0302		584.5086
Vendor	0.0000	0.0000	0.0000	0.0000	0.0000	0.0000	0.0000	0.0000	0.0000	0.0000		0.0000	0.0000	0.0000		0.0000
Worker	0.0599	0.0330	0.3683	1.2700e-003	0.1677	9.8000e-004	0.1687	0.0445	9.0000e-004	0.0454		126.9206	126.9206	2.7200e-003		126.9886
Total	0.0909	1.0883	0.6258	6.7500e-003	1.2141	2.8700e-003	1.2169	0.3052	2.7000e-003	0.3079		710.6740	710.6740	0.0329		711.4972

Mitigated Construction On-Site

	ROG	NOx	CO	SO2	Fugitive PM10	Exhaust PM10	PM10 Total	Fugitive PM2.5	Exhaust PM2.5	PM2.5 Total	Bio- CO2	NBio- CO2	Total CO2	CH4	N2O	CO2e
Category	lb/day										lb/day					
Fugitive Dust					0.6479	0.0000	0.6479	0.0981	0.0000	0.0981			0.0000			0.0000
Off-Road	0.4623	2.0032	23.2798	0.0388		0.0616	0.0616		0.0616	0.0616	0.0000	3,747.5996	3,747.5996	1.0464		3,773.7606
Total	0.4623	2.0032	23.2798	0.0388	0.6479	0.0616	0.7095	0.0981	0.0616	0.1597	0.0000	3,747.5996	3,747.5996	1.0464		3,773.7606

Merrill Commerce Center (Phase C Construction - Mitigated) - San Bernardino-South Coast County, Winter

3.2 Demolition - 2025**Mitigated Construction Off-Site**

	ROG	NOx	CO	SO2	Fugitive PM10	Exhaust PM10	PM10 Total	Fugitive PM2.5	Exhaust PM2.5	PM2.5 Total	Bio- CO2	NBio- CO2	Total CO2	CH4	N2O	CO2e
Category	lb/day										lb/day					
Hauling	0.0311	1.0554	0.2575	5.4800e-003	1.0464	1.8900e-003	1.0483	0.2607	1.8000e-003	0.2625		583.7534	583.7534	0.0302		584.5086
Vendor	0.0000	0.0000	0.0000	0.0000	0.0000	0.0000	0.0000	0.0000	0.0000	0.0000		0.0000	0.0000	0.0000		0.0000
Worker	0.0599	0.0330	0.3683	1.2700e-003	0.1677	9.8000e-004	0.1687	0.0445	9.0000e-004	0.0454		126.9206	126.9206	2.7200e-003		126.9886
Total	0.0909	1.0883	0.6258	6.7500e-003	1.2141	2.8700e-003	1.2169	0.3052	2.7000e-003	0.3079		710.6740	710.6740	0.0329		711.4972

3.2 Demolition - 2026**Unmitigated Construction On-Site**

	ROG	NOx	CO	SO2	Fugitive PM10	Exhaust PM10	PM10 Total	Fugitive PM2.5	Exhaust PM2.5	PM2.5 Total	Bio- CO2	NBio- CO2	Total CO2	CH4	N2O	CO2e
Category	lb/day										lb/day					
Fugitive Dust					1.6612	0.0000	1.6612	0.2515	0.0000	0.2515			0.0000			0.0000
Off-Road	2.0926	19.1966	19.4184	0.0388		0.8528	0.8528		0.7920	0.7920		3,747.5996	3,747.5996	1.0464		3,773.7606
Total	2.0926	19.1966	19.4184	0.0388	1.6612	0.8528	2.5139	0.2515	0.7920	1.0435		3,747.5996	3,747.5996	1.0464		3,773.7606

Merrill Commerce Center (Phase C Construction - Mitigated) - San Bernardino-South Coast County, Winter

3.2 Demolition - 2026**Unmitigated Construction Off-Site**

	ROG	NOx	CO	SO2	Fugitive PM10	Exhaust PM10	PM10 Total	Fugitive PM2.5	Exhaust PM2.5	PM2.5 Total	Bio- CO2	NBio- CO2	Total CO2	CH4	N2O	CO2e
Category	lb/day										lb/day					
Hauling	0.0309	1.0406	0.2571	5.4500e-003	0.1454	1.8600e-003	0.1473	0.0395	1.7800e-003	0.0413		580.7623	580.7623	0.0301		581.5159
Vendor	0.0000	0.0000	0.0000	0.0000	0.0000	0.0000	0.0000	0.0000	0.0000	0.0000		0.0000	0.0000	0.0000		0.0000
Worker	0.0569	0.0302	0.3421	1.2300e-003	0.1677	9.5000e-004	0.1686	0.0445	8.8000e-004	0.0453		122.3186	122.3186	2.4800e-003		122.3804
Total	0.0877	1.0708	0.5992	6.6800e-003	0.3131	2.8100e-003	0.3159	0.0840	2.6600e-003	0.0867		703.0808	703.0808	0.0326		703.8963

Mitigated Construction On-Site

	ROG	NOx	CO	SO2	Fugitive PM10	Exhaust PM10	PM10 Total	Fugitive PM2.5	Exhaust PM2.5	PM2.5 Total	Bio- CO2	NBio- CO2	Total CO2	CH4	N2O	CO2e
Category	lb/day										lb/day					
Fugitive Dust					0.6479	0.0000	0.6479	0.0981	0.0000	0.0981			0.0000			0.0000
Off-Road	0.4623	2.0032	23.2798	0.0388		0.0616	0.0616		0.0616	0.0616	0.0000	3,747.5996	3,747.5996	1.0464		3,773.7606
Total	0.4623	2.0032	23.2798	0.0388	0.6479	0.0616	0.7095	0.0981	0.0616	0.1597	0.0000	3,747.5996	3,747.5996	1.0464		3,773.7606

Merrill Commerce Center (Phase C Construction - Mitigated) - San Bernardino-South Coast County, Winter

3.2 Demolition - 2026**Mitigated Construction Off-Site**

	ROG	NOx	CO	SO2	Fugitive PM10	Exhaust PM10	PM10 Total	Fugitive PM2.5	Exhaust PM2.5	PM2.5 Total	Bio- CO2	NBio- CO2	Total CO2	CH4	N2O	CO2e
Category	lb/day										lb/day					
Hauling	0.0309	1.0406	0.2571	5.4500e-003	0.1454	1.8600e-003	0.1473	0.0395	1.7800e-003	0.0413		580.7623	580.7623	0.0301		581.5159
Vendor	0.0000	0.0000	0.0000	0.0000	0.0000	0.0000	0.0000	0.0000	0.0000	0.0000		0.0000	0.0000	0.0000		0.0000
Worker	0.0569	0.0302	0.3421	1.2300e-003	0.1677	9.5000e-004	0.1686	0.0445	8.8000e-004	0.0453		122.3186	122.3186	2.4800e-003		122.3804
Total	0.0877	1.0708	0.5992	6.6800e-003	0.3131	2.8100e-003	0.3159	0.0840	2.6600e-003	0.0867		703.0808	703.0808	0.0326		703.8963

3.3 Site Preparation - 2026**Unmitigated Construction On-Site**

	ROG	NOx	CO	SO2	Fugitive PM10	Exhaust PM10	PM10 Total	Fugitive PM2.5	Exhaust PM2.5	PM2.5 Total	Bio- CO2	NBio- CO2	Total CO2	CH4	N2O	CO2e
Category	lb/day										lb/day					
Fugitive Dust					21.7780	0.0000	21.7780	10.3315	0.0000	10.3315			0.0000			0.0000
Off-Road	3.4390	35.7243	17.4082	0.0569		1.4883	1.4883		1.3692	1.3692		5,513.9540	5,513.9540	1.7833		5,558.5371
Total	3.4390	35.7243	17.4082	0.0569	21.7780	1.4883	23.2663	10.3315	1.3692	11.7007		5,513.9540	5,513.9540	1.7833		5,558.5371

Merrill Commerce Center (Phase C Construction - Mitigated) - San Bernardino-South Coast County, Winter

3.3 Site Preparation - 2026**Unmitigated Construction Off-Site**

	ROG	NOx	CO	SO2	Fugitive PM10	Exhaust PM10	PM10 Total	Fugitive PM2.5	Exhaust PM2.5	PM2.5 Total	Bio- CO2	NBio- CO2	Total CO2	CH4	N2O	CO2e
Category	lb/day										lb/day					
Hauling	0.0000	0.0000	0.0000	0.0000	0.0000	0.0000	0.0000	0.0000	0.0000	0.0000		0.0000	0.0000	0.0000		0.0000
Vendor	0.0000	0.0000	0.0000	0.0000	0.0000	0.0000	0.0000	0.0000	0.0000	0.0000		0.0000	0.0000	0.0000		0.0000
Worker	0.0683	0.0362	0.4105	1.4700e-003	0.2012	1.1400e-003	0.2023	0.0534	1.0500e-003	0.0544		146.7823	146.7823	2.9700e-003		146.8565
Total	0.0683	0.0362	0.4105	1.4700e-003	0.2012	1.1400e-003	0.2023	0.0534	1.0500e-003	0.0544		146.7823	146.7823	2.9700e-003		146.8565

Mitigated Construction On-Site

	ROG	NOx	CO	SO2	Fugitive PM10	Exhaust PM10	PM10 Total	Fugitive PM2.5	Exhaust PM2.5	PM2.5 Total	Bio- CO2	NBio- CO2	Total CO2	CH4	N2O	CO2e
Category	lb/day										lb/day					
Fugitive Dust					8.4934	0.0000	8.4934	4.0293	0.0000	4.0293			0.0000			0.0000
Off-Road	0.6995	3.0313	25.6493	0.0569		0.0933	0.0933		0.0933	0.0933	0.0000	5,513.9540	5,513.9540	1.7833		5,558.5371
Total	0.6995	3.0313	25.6493	0.0569	8.4934	0.0933	8.5867	4.0293	0.0933	4.1225	0.0000	5,513.9540	5,513.9540	1.7833		5,558.5371

Merrill Commerce Center (Phase C Construction - Mitigated) - San Bernardino-South Coast County, Winter

3.3 Site Preparation - 2026**Mitigated Construction Off-Site**

	ROG	NOx	CO	SO2	Fugitive PM10	Exhaust PM10	PM10 Total	Fugitive PM2.5	Exhaust PM2.5	PM2.5 Total	Bio- CO2	NBio- CO2	Total CO2	CH4	N2O	CO2e
Category	lb/day										lb/day					
Hauling	0.0000	0.0000	0.0000	0.0000	0.0000	0.0000	0.0000	0.0000	0.0000	0.0000		0.0000	0.0000	0.0000		0.0000
Vendor	0.0000	0.0000	0.0000	0.0000	0.0000	0.0000	0.0000	0.0000	0.0000	0.0000		0.0000	0.0000	0.0000		0.0000
Worker	0.0683	0.0362	0.4105	1.4700e-003	0.2012	1.1400e-003	0.2023	0.0534	1.0500e-003	0.0544		146.7823	146.7823	2.9700e-003		146.8565
Total	0.0683	0.0362	0.4105	1.4700e-003	0.2012	1.1400e-003	0.2023	0.0534	1.0500e-003	0.0544		146.7823	146.7823	2.9700e-003		146.8565

3.4 Grading - 2026**Unmitigated Construction On-Site**

	ROG	NOx	CO	SO2	Fugitive PM10	Exhaust PM10	PM10 Total	Fugitive PM2.5	Exhaust PM2.5	PM2.5 Total	Bio- CO2	NBio- CO2	Total CO2	CH4	N2O	CO2e
Category	lb/day										lb/day					
Fugitive Dust					10.2641	0.0000	10.2641	3.7683	0.0000	3.7683			0.0000			0.0000
Off-Road	3.3844	33.1881	26.0793	0.0715		1.3316	1.3316		1.2251	1.2251		6,920.7066	6,920.7066	2.2383		6,976.6640
Total	3.3844	33.1881	26.0793	0.0715	10.2641	1.3316	11.5957	3.7683	1.2251	4.9934		6,920.7066	6,920.7066	2.2383		6,976.6640

Merrill Commerce Center (Phase C Construction - Mitigated) - San Bernardino-South Coast County, Winter

3.4 Grading - 2026**Unmitigated Construction Off-Site**

	ROG	NOx	CO	SO2	Fugitive PM10	Exhaust PM10	PM10 Total	Fugitive PM2.5	Exhaust PM2.5	PM2.5 Total	Bio- CO2	NBio- CO2	Total CO2	CH4	N2O	CO2e
Category	lb/day										lb/day					
Hauling	0.0000	0.0000	0.0000	0.0000	0.0000	0.0000	0.0000	0.0000	0.0000	0.0000		0.0000	0.0000	0.0000		0.0000
Vendor	0.0000	0.0000	0.0000	0.0000	0.0000	0.0000	0.0000	0.0000	0.0000	0.0000		0.0000	0.0000	0.0000		0.0000
Worker	0.0758	0.0402	0.4561	1.6400e-003	0.2236	1.2700e-003	0.2248	0.0593	1.1700e-003	0.0605		163.0914	163.0914	3.3000e-003		163.1739
Total	0.0758	0.0402	0.4561	1.6400e-003	0.2236	1.2700e-003	0.2248	0.0593	1.1700e-003	0.0605		163.0914	163.0914	3.3000e-003		163.1739

Mitigated Construction On-Site

	ROG	NOx	CO	SO2	Fugitive PM10	Exhaust PM10	PM10 Total	Fugitive PM2.5	Exhaust PM2.5	PM2.5 Total	Bio- CO2	NBio- CO2	Total CO2	CH4	N2O	CO2e
Category	lb/day										lb/day					
Fugitive Dust					4.0030	0.0000	4.0030	1.4696	0.0000	1.4696			0.0000			0.0000
Off-Road	0.8785	3.8069	35.3893	0.0715		0.1171	0.1171		0.1171	0.1171	0.0000	6,920.7066	6,920.7066	2.2383		6,976.6640
Total	0.8785	3.8069	35.3893	0.0715	4.0030	0.1171	4.1201	1.4696	0.1171	1.5868	0.0000	6,920.7066	6,920.7066	2.2383		6,976.6640

Merrill Commerce Center (Phase C Construction - Mitigated) - San Bernardino-South Coast County, Winter

3.4 Grading - 2026**Mitigated Construction Off-Site**

	ROG	NOx	CO	SO2	Fugitive PM10	Exhaust PM10	PM10 Total	Fugitive PM2.5	Exhaust PM2.5	PM2.5 Total	Bio- CO2	NBio- CO2	Total CO2	CH4	N2O	CO2e
Category	lb/day										lb/day					
Hauling	0.0000	0.0000	0.0000	0.0000	0.0000	0.0000	0.0000	0.0000	0.0000	0.0000		0.0000	0.0000	0.0000		0.0000
Vendor	0.0000	0.0000	0.0000	0.0000	0.0000	0.0000	0.0000	0.0000	0.0000	0.0000		0.0000	0.0000	0.0000		0.0000
Worker	0.0758	0.0402	0.4561	1.6400e-003	0.2236	1.2700e-003	0.2248	0.0593	1.1700e-003	0.0605		163.0914	163.0914	3.3000e-003		163.1739
Total	0.0758	0.0402	0.4561	1.6400e-003	0.2236	1.2700e-003	0.2248	0.0593	1.1700e-003	0.0605		163.0914	163.0914	3.3000e-003		163.1739

3.5 Building Construction - 2026**Unmitigated Construction On-Site**

	ROG	NOx	CO	SO2	Fugitive PM10	Exhaust PM10	PM10 Total	Fugitive PM2.5	Exhaust PM2.5	PM2.5 Total	Bio- CO2	NBio- CO2	Total CO2	CH4	N2O	CO2e
Category	lb/day										lb/day					
Off-Road	2.1808	21.2342	16.7602	0.0430		0.8658	0.8658		0.8074	0.8074		4,108.2363	4,108.2363	1.1028		4,135,8068
Total	2.1808	21.2342	16.7602	0.0430		0.8658	0.8658		0.8074	0.8074		4,108.2363	4,108.2363	1.1028		4,135,8068

Merrill Commerce Center (Phase C Construction - Mitigated) - San Bernardino-South Coast County, Winter

3.5 Building Construction - 2026**Unmitigated Construction Off-Site**

	ROG	NOx	CO	SO2	Fugitive PM10	Exhaust PM10	PM10 Total	Fugitive PM2.5	Exhaust PM2.5	PM2.5 Total	Bio- CO2	NBio- CO2	Total CO2	CH4	N2O	CO2e
Category	lb/day										lb/day					
Hauling	0.0000	0.0000	0.0000	0.0000	0.0000	0.0000	0.0000	0.0000	0.0000	0.0000		0.0000	0.0000	0.0000		0.0000
Vendor	0.4855	18.5649	4.0428	0.0661	1.7164	0.0183	1.7346	0.4942	0.0175	0.5117		6,988.1981	6,988.1981	0.4089		6,998.4195
Worker	2.6085	1.3830	15.6913	0.0563	7.6902	0.0436	7.7339	2.0395	0.0402	2.0796		5,610.3440	5,610.3440	0.1135		5,613.1823
Total	3.0940	19.9478	19.7341	0.1224	9.4066	0.0619	9.4685	2.5337	0.0576	2.5913		12,598.5421	12,598.5421	0.5224		12,611.6017

Mitigated Construction On-Site

	ROG	NOx	CO	SO2	Fugitive PM10	Exhaust PM10	PM10 Total	Fugitive PM2.5	Exhaust PM2.5	PM2.5 Total	Bio- CO2	NBio- CO2	Total CO2	CH4	N2O	CO2e
Category	lb/day										lb/day					
Off-Road	0.5264	3.0952	22.2486	0.0430		0.0673	0.0673		0.0673	0.0673	0.0000	4,108.2363	4,108.2363	1.1028		4,135.8068
Total	0.5264	3.0952	22.2486	0.0430		0.0673	0.0673		0.0673	0.0673	0.0000	4,108.2363	4,108.2363	1.1028		4,135.8068

Merrill Commerce Center (Phase C Construction - Mitigated) - San Bernardino-South Coast County, Winter

3.5 Building Construction - 2026**Mitigated Construction Off-Site**

	ROG	NOx	CO	SO2	Fugitive PM10	Exhaust PM10	PM10 Total	Fugitive PM2.5	Exhaust PM2.5	PM2.5 Total	Bio- CO2	NBio- CO2	Total CO2	CH4	N2O	CO2e
Category	lb/day										lb/day					
Hauling	0.0000	0.0000	0.0000	0.0000	0.0000	0.0000	0.0000	0.0000	0.0000	0.0000		0.0000	0.0000	0.0000		0.0000
Vendor	0.4855	18.5649	4.0428	0.0661	1.7164	0.0183	1.7346	0.4942	0.0175	0.5117		6,988.198 1	6,988.198 1	0.4089		6,998.419 5
Worker	2.6085	1.3830	15.6913	0.0563	7.6902	0.0436	7.7339	2.0395	0.0402	2.0796		5,610.344 0	5,610.344 0	0.1135		5,613.182 3
Total	3.0940	19.9478	19.7341	0.1224	9.4066	0.0619	9.4685	2.5337	0.0576	2.5913		12,598.54 21	12,598.54 21	0.5224		12,611.60 17

3.6 Paving - 2026**Unmitigated Construction On-Site**

	ROG	NOx	CO	SO2	Fugitive PM10	Exhaust PM10	PM10 Total	Fugitive PM2.5	Exhaust PM2.5	PM2.5 Total	Bio- CO2	NBio- CO2	Total CO2	CH4	N2O	CO2e
Category	lb/day										lb/day					
Off-Road	0.9152	8.5816	14.5780	0.0228		0.4185	0.4185		0.3850	0.3850		2,206.745 2	2,206.745 2	0.7137		2,224.587 8
Paving	0.1572					0.0000	0.0000		0.0000	0.0000			0.0000			0.0000
Total	1.0724	8.5816	14.5780	0.0228		0.4185	0.4185		0.3850	0.3850		2,206.745 2	2,206.745 2	0.7137		2,224.587 8

Merrill Commerce Center (Phase C Construction - Mitigated) - San Bernardino-South Coast County, Winter

3.6 Paving - 2026**Unmitigated Construction Off-Site**

	ROG	NOx	CO	SO2	Fugitive PM10	Exhaust PM10	PM10 Total	Fugitive PM2.5	Exhaust PM2.5	PM2.5 Total	Bio- CO2	NBio- CO2	Total CO2	CH4	N2O	CO2e
Category	lb/day										lb/day					
Hauling	0.0000	0.0000	0.0000	0.0000	0.0000	0.0000	0.0000	0.0000	0.0000	0.0000		0.0000	0.0000	0.0000		0.0000
Vendor	0.0000	0.0000	0.0000	0.0000	0.0000	0.0000	0.0000	0.0000	0.0000	0.0000		0.0000	0.0000	0.0000		0.0000
Worker	0.0569	0.0302	0.3421	1.2300e-003	0.1677	9.5000e-004	0.1686	0.0445	8.8000e-004	0.0453		122.3186	122.3186	2.4800e-003		122.3804
Total	0.0569	0.0302	0.3421	1.2300e-003	0.1677	9.5000e-004	0.1686	0.0445	8.8000e-004	0.0453		122.3186	122.3186	2.4800e-003		122.3804

Mitigated Construction On-Site

	ROG	NOx	CO	SO2	Fugitive PM10	Exhaust PM10	PM10 Total	Fugitive PM2.5	Exhaust PM2.5	PM2.5 Total	Bio- CO2	NBio- CO2	Total CO2	CH4	N2O	CO2e
Category	lb/day										lb/day					
Off-Road	0.2805	1.2154	17.2957	0.0228		0.0374	0.0374		0.0374	0.0374	0.0000	2,206.7452	2,206.7452	0.7137		2,224.5878
Paving	0.1572					0.0000	0.0000		0.0000	0.0000			0.0000			0.0000
Total	0.4377	1.2154	17.2957	0.0228		0.0374	0.0374		0.0374	0.0374	0.0000	2,206.7452	2,206.7452	0.7137		2,224.5878

Merrill Commerce Center (Phase C Construction - Mitigated) - San Bernardino-South Coast County, Winter

3.6 Paving - 2026**Mitigated Construction Off-Site**

	ROG	NOx	CO	SO2	Fugitive PM10	Exhaust PM10	PM10 Total	Fugitive PM2.5	Exhaust PM2.5	PM2.5 Total	Bio- CO2	NBio- CO2	Total CO2	CH4	N2O	CO2e
Category	lb/day										lb/day					
Hauling	0.0000	0.0000	0.0000	0.0000	0.0000	0.0000	0.0000	0.0000	0.0000	0.0000		0.0000	0.0000	0.0000		0.0000
Vendor	0.0000	0.0000	0.0000	0.0000	0.0000	0.0000	0.0000	0.0000	0.0000	0.0000		0.0000	0.0000	0.0000		0.0000
Worker	0.0569	0.0302	0.3421	1.2300e-003	0.1677	9.5000e-004	0.1686	0.0445	8.8000e-004	0.0453		122.3186	122.3186	2.4800e-003		122.3804
Total	0.0569	0.0302	0.3421	1.2300e-003	0.1677	9.5000e-004	0.1686	0.0445	8.8000e-004	0.0453		122.3186	122.3186	2.4800e-003		122.3804

3.7 Architectural Coating - 2026**Unmitigated Construction On-Site**

	ROG	NOx	CO	SO2	Fugitive PM10	Exhaust PM10	PM10 Total	Fugitive PM2.5	Exhaust PM2.5	PM2.5 Total	Bio- CO2	NBio- CO2	Total CO2	CH4	N2O	CO2e
Category	lb/day										lb/day					
Archit. Coating	17.8834					0.0000	0.0000		0.0000	0.0000			0.0000			0.0000
Off-Road	0.2278	1.5273	2.4122	3.9600e-003		0.0687	0.0687		0.0687	0.0687		375.2641	375.2641	0.0205		375.7758
Total	18.1113	1.5273	2.4122	3.9600e-003		0.0687	0.0687		0.0687	0.0687		375.2641	375.2641	0.0205		375.7758

Merrill Commerce Center (Phase C Construction - Mitigated) - San Bernardino-South Coast County, Winter

3.7 Architectural Coating - 2026**Unmitigated Construction Off-Site**

	ROG	NOx	CO	SO2	Fugitive PM10	Exhaust PM10	PM10 Total	Fugitive PM2.5	Exhaust PM2.5	PM2.5 Total	Bio- CO2	NBio- CO2	Total CO2	CH4	N2O	CO2e
Category	lb/day										lb/day					
Hauling	0.0000	0.0000	0.0000	0.0000	0.0000	0.0000	0.0000	0.0000	0.0000	0.0000		0.0000	0.0000	0.0000		0.0000
Vendor	0.0000	0.0000	0.0000	0.0000	0.0000	0.0000	0.0000	0.0000	0.0000	0.0000		0.0000	0.0000	0.0000		0.0000
Worker	0.5232	0.2774	3.1474	0.0113	1.5425	8.7500e-003	1.5513	0.4091	8.0500e-003	0.4171		1,125.3306	1,125.3306	0.0228		1,125.8999
Total	0.5232	0.2774	3.1474	0.0113	1.5425	8.7500e-003	1.5513	0.4091	8.0500e-003	0.4171		1,125.3306	1,125.3306	0.0228		1,125.8999

Mitigated Construction On-Site

	ROG	NOx	CO	SO2	Fugitive PM10	Exhaust PM10	PM10 Total	Fugitive PM2.5	Exhaust PM2.5	PM2.5 Total	Bio- CO2	NBio- CO2	Total CO2	CH4	N2O	CO2e
Category	lb/day										lb/day					
Archit. Coating	17.8834					0.0000	0.0000		0.0000	0.0000			0.0000			0.0000
Off-Road	0.0396	0.1717	2.4432	3.9600e-003		5.2800e-003	5.2800e-003		5.2800e-003	5.2800e-003	0.0000	375.2641	375.2641	0.0205		375.7758
Total	17.9231	0.1717	2.4432	3.9600e-003		5.2800e-003	5.2800e-003		5.2800e-003	5.2800e-003	0.0000	375.2641	375.2641	0.0205		375.7758

Merrill Commerce Center (Phase C Construction - Mitigated) - San Bernardino-South Coast County, Winter

3.7 Architectural Coating - 2026**Mitigated Construction Off-Site**

	ROG	NOx	CO	SO2	Fugitive PM10	Exhaust PM10	PM10 Total	Fugitive PM2.5	Exhaust PM2.5	PM2.5 Total	Bio- CO2	NBio- CO2	Total CO2	CH4	N2O	CO2e
Category	lb/day										lb/day					
Hauling	0.0000	0.0000	0.0000	0.0000	0.0000	0.0000	0.0000	0.0000	0.0000	0.0000		0.0000	0.0000	0.0000		0.0000
Vendor	0.0000	0.0000	0.0000	0.0000	0.0000	0.0000	0.0000	0.0000	0.0000	0.0000		0.0000	0.0000	0.0000		0.0000
Worker	0.5232	0.2774	3.1474	0.0113	1.5425	8.7500e-003	1.5513	0.4091	8.0500e-003	0.4171		1,125.3306	1,125.3306	0.0228		1,125.8999
Total	0.5232	0.2774	3.1474	0.0113	1.5425	8.7500e-003	1.5513	0.4091	8.0500e-003	0.4171		1,125.3306	1,125.3306	0.0228		1,125.8999

4.0 Operational Detail - Mobile**4.1 Mitigation Measures Mobile**

Merrill Commerce Center (Phase C Construction - Mitigated) - San Bernardino-South Coast County, Winter

	ROG	NOx	CO	SO2	Fugitive PM10	Exhaust PM10	PM10 Total	Fugitive PM2.5	Exhaust PM2.5	PM2.5 Total	Bio- CO2	NBio- CO2	Total CO2	CH4	N2O	CO2e
Category	lb/day										lb/day					
Mitigated	0.0000	0.0000	0.0000	0.0000	0.0000	0.0000	0.0000	0.0000	0.0000	0.0000		0.0000	0.0000	0.0000		0.0000
Unmitigated	0.0000	0.0000	0.0000	0.0000	0.0000	0.0000	0.0000	0.0000	0.0000	0.0000		0.0000	0.0000	0.0000		0.0000

4.2 Trip Summary Information

Land Use	Average Daily Trip Rate			Unmitigated	Mitigated
	Weekday	Saturday	Sunday	Annual VMT	Annual VMT
Industrial Park	0.00	0.00	0.00		
Other Asphalt Surfaces	0.00	0.00	0.00		
Total	0.00	0.00	0.00		

4.3 Trip Type Information

Land Use	Miles			Trip %			Trip Purpose %		
	H-W or C-W	H-S or C-C	H-O or C-NW	H-W or C-W	H-S or C-C	H-O or C-NW	Primary	Diverted	Pass-by
Industrial Park	0.00	0.00	0.00	0.00	0.00	0.00	0	0	0
Other Asphalt Surfaces	0.00	0.00	0.00	0.00	0.00	0.00	0	0	0

4.4 Fleet Mix

Land Use	LDA	LDT1	LDT2	MDV	LHD1	LHD2	MHD	HHD	OBUS	UBUS	MCY	SBUS	MH
Industrial Park	0.563053	0.034533	0.183140	0.107369	0.012818	0.004557	0.018775	0.065829	0.001369	0.001425	0.005594	0.000793	0.000745
Other Asphalt Surfaces	0.563053	0.034533	0.183140	0.107369	0.012818	0.004557	0.018775	0.065829	0.001369	0.001425	0.005594	0.000793	0.000745

Merrill Commerce Center (Phase C Construction - Mitigated) - San Bernardino-South Coast County, Winter

5.0 Energy Detail

Historical Energy Use: N

5.1 Mitigation Measures Energy

	ROG	NOx	CO	SO2	Fugitive PM10	Exhaust PM10	PM10 Total	Fugitive PM2.5	Exhaust PM2.5	PM2.5 Total	Bio- CO2	NBio- CO2	Total CO2	CH4	N2O	CO2e
Category	lb/day										lb/day					
NaturalGas Mitigated	0.0000	0.0000	0.0000	0.0000		0.0000	0.0000		0.0000	0.0000		0.0000	0.0000	0.0000	0.0000	0.0000
NaturalGas Unmitigated	0.0000	0.0000	0.0000	0.0000		0.0000	0.0000		0.0000	0.0000		0.0000	0.0000	0.0000	0.0000	0.0000

Merrill Commerce Center (Phase C Construction - Mitigated) - San Bernardino-South Coast County, Winter

5.2 Energy by Land Use - NaturalGas**Unmitigated**

	NaturalGas Use	ROG	NOx	CO	SO2	Fugitive PM10	Exhaust PM10	PM10 Total	Fugitive PM2.5	Exhaust PM2.5	PM2.5 Total	Bio- CO2	NBio- CO2	Total CO2	CH4	N2O	CO2e
Land Use	kBTU/yr	lb/day										lb/day					
Industrial Park	0	0.0000	0.0000	0.0000	0.0000		0.0000	0.0000		0.0000	0.0000		0.0000	0.0000	0.0000	0.0000	0.0000
Other Asphalt Surfaces	0	0.0000	0.0000	0.0000	0.0000		0.0000	0.0000		0.0000	0.0000		0.0000	0.0000	0.0000	0.0000	0.0000
Total		0.0000	0.0000	0.0000	0.0000		0.0000	0.0000		0.0000	0.0000		0.0000	0.0000	0.0000	0.0000	0.0000

Mitigated

	NaturalGas Use	ROG	NOx	CO	SO2	Fugitive PM10	Exhaust PM10	PM10 Total	Fugitive PM2.5	Exhaust PM2.5	PM2.5 Total	Bio- CO2	NBio- CO2	Total CO2	CH4	N2O	CO2e
Land Use	kBTU/yr	lb/day										lb/day					
Industrial Park	0	0.0000	0.0000	0.0000	0.0000		0.0000	0.0000		0.0000	0.0000		0.0000	0.0000	0.0000	0.0000	0.0000
Other Asphalt Surfaces	0	0.0000	0.0000	0.0000	0.0000		0.0000	0.0000		0.0000	0.0000		0.0000	0.0000	0.0000	0.0000	0.0000
Total		0.0000	0.0000	0.0000	0.0000		0.0000	0.0000		0.0000	0.0000		0.0000	0.0000	0.0000	0.0000	0.0000

6.0 Area Detail**6.1 Mitigation Measures Area**

Merrill Commerce Center (Phase C Construction - Mitigated) - San Bernardino-South Coast County, Winter

	ROG	NOx	CO	SO2	Fugitive PM10	Exhaust PM10	PM10 Total	Fugitive PM2.5	Exhaust PM2.5	PM2.5 Total	Bio- CO2	NBio- CO2	Total CO2	CH4	N2O	CO2e
Category	lb/day										lb/day					
Mitigated	32.2895	1.3300e-003	0.1472	1.0000e-005		5.2000e-004	5.2000e-004		5.2000e-004	5.2000e-004		0.3164	0.3164	8.2000e-004		0.3369
Unmitigated	32.2895	1.3300e-003	0.1472	1.0000e-005		5.2000e-004	5.2000e-004		5.2000e-004	5.2000e-004		0.3164	0.3164	8.2000e-004		0.3369

6.2 Area by SubCategory

Unmitigated

	ROG	NOx	CO	SO2	Fugitive PM10	Exhaust PM10	PM10 Total	Fugitive PM2.5	Exhaust PM2.5	PM2.5 Total	Bio- CO2	NBio- CO2	Total CO2	CH4	N2O	CO2e
SubCategory	lb/day										lb/day					
Architectural Coating	3.6747					0.0000	0.0000		0.0000	0.0000			0.0000			0.0000
Consumer Products	28.6012					0.0000	0.0000		0.0000	0.0000			0.0000			0.0000
Landscaping	0.0136	1.3300e-003	0.1472	1.0000e-005		5.2000e-004	5.2000e-004		5.2000e-004	5.2000e-004		0.3164	0.3164	8.2000e-004		0.3369
Total	32.2895	1.3300e-003	0.1472	1.0000e-005		5.2000e-004	5.2000e-004		5.2000e-004	5.2000e-004		0.3164	0.3164	8.2000e-004		0.3369

Merrill Commerce Center (Phase C Construction - Mitigated) - San Bernardino-South Coast County, Winter

6.2 Area by SubCategory**Mitigated**

	ROG	NOx	CO	SO2	Fugitive PM10	Exhaust PM10	PM10 Total	Fugitive PM2.5	Exhaust PM2.5	PM2.5 Total	Bio- CO2	NBio- CO2	Total CO2	CH4	N2O	CO2e
SubCategory	lb/day										lb/day					
Architectural Coating	3.6747					0.0000	0.0000		0.0000	0.0000			0.0000			0.0000
Consumer Products	28.6012					0.0000	0.0000		0.0000	0.0000			0.0000			0.0000
Landscaping	0.0136	1.3300e-003	0.1472	1.0000e-005		5.2000e-004	5.2000e-004		5.2000e-004	5.2000e-004		0.3164	0.3164	8.2000e-004		0.3369
Total	32.2895	1.3300e-003	0.1472	1.0000e-005		5.2000e-004	5.2000e-004		5.2000e-004	5.2000e-004		0.3164	0.3164	8.2000e-004		0.3369

7.0 Water Detail**7.1 Mitigation Measures Water****8.0 Waste Detail****8.1 Mitigation Measures Waste****9.0 Operational Offroad**

Equipment Type	Number	Hours/Day	Days/Year	Horse Power	Load Factor	Fuel Type
----------------	--------	-----------	-----------	-------------	-------------	-----------

10.0 Stationary Equipment**Fire Pumps and Emergency Generators**

Merrill Commerce Center (Phase C Construction - Mitigated) - San Bernardino-South Coast County, Winter

Equipment Type	Number	Hours/Day	Hours/Year	Horse Power	Load Factor	Fuel Type
----------------	--------	-----------	------------	-------------	-------------	-----------

Boilers

Equipment Type	Number	Heat Input/Day	Heat Input/Year	Boiler Rating	Fuel Type
----------------	--------	----------------	-----------------	---------------	-----------

User Defined Equipment

Equipment Type	Number
----------------	--------

11.0 Vegetation

This page intentionally left blank

APPENDIX 3.8:

CALEEMOD OFF-SITE INFRASTRUCTURE CONSTRUCTION (MITIGATED) EMISSIONS MODEL OUTPUTS

Merrill Commerce Center (Off-Site Utilities Infrastructure Construction - Mitigated) - San Bernardino-South Coast County, Annual

Merrill Commerce Center (Off-Site Utilities Infrastructure Construction - Mitigated)
San Bernardino-South Coast County, Annual

1.0 Project Characteristics

1.1 Land Usage

Land Uses	Size	Metric	Lot Acreage	Floor Surface Area	Population
General Light Industry	4,935.35	1000sqft	113.30	4,935,350.00	0

1.2 Other Project Characteristics

Urbanization	Urban	Wind Speed (m/s)	2.2	Precipitation Freq (Days)	32
Climate Zone	10			Operational Year	2024
Utility Company	Southern California Edison				
CO2 Intensity (lb/MW hr)	702.44	CH4 Intensity (lb/MW hr)	0.029	N2O Intensity (lb/MW hr)	0.006

1.3 User Entered Comments & Non-Default Data

Merrill Commerce Center (Off-Site Utilities Infrastructure Construction - Mitigated) - San Bernardino-South Coast County, Annual

Project Characteristics -

Land Use - Per the IS, 113.3 acres of off-site areas could be disturbed during construction of off-site infrastructure improvements.

Construction Phase - As a conservative measure, it is assumed that pipeline construction will be conducted within a 365 day (1 year) timeframe.

Off-road Equipment - Construction Equipment based on similar equipment used in pipeline projects.

Grading - For purposes of analysis, total acres graded per day is based on the equipment specific grading rates (CalEEMod Appendix A) and the equipment list.

Vehicle Trips - Construction Run Only.

Energy Use - Construction Run Only.

Water And Wastewater - Construction Run Only.

Solid Waste - Construction Run Only.

Construction Off-road Equipment Mitigation - All construction equipment shall comply with EPA/CARB Tier 4 emissions standards

Vehicle Emission Factors - EMFAC2017

Vehicle Emission Factors - EMFAC2017

Vehicle Emission Factors - EMFAC2017

Table Name	Column Name	Default Value	New Value
tblConstEquipMitigation	NumberOfEquipmentMitigated	0.00	1.00
tblConstEquipMitigation	NumberOfEquipmentMitigated	0.00	1.00
tblConstEquipMitigation	NumberOfEquipmentMitigated	0.00	1.00
tblConstEquipMitigation	NumberOfEquipmentMitigated	0.00	2.00
tblConstEquipMitigation	NumberOfEquipmentMitigated	0.00	1.00
tblConstEquipMitigation	NumberOfEquipmentMitigated	0.00	1.00
tblConstEquipMitigation	NumberOfEquipmentMitigated	0.00	1.00
tblConstEquipMitigation	NumberOfEquipmentMitigated	0.00	2.00
tblConstEquipMitigation	NumberOfEquipmentMitigated	0.00	1.00
tblConstEquipMitigation	NumberOfEquipmentMitigated	0.00	1.00
tblConstEquipMitigation	NumberOfEquipmentMitigated	0.00	1.00
tblConstEquipMitigation	NumberOfEquipmentMitigated	0.00	2.00

Merrill Commerce Center (Off-Site Utilities Infrastructure Construction - Mitigated) - San Bernardino-South Coast County, Annual

tblConstEquipMitigation	NumberOfEquipmentMitigated	0.00	1.00
tblConstEquipMitigation	Tier	No Change	Tier 4 Final
tblConstEquipMitigation	Tier	No Change	Tier 4 Final
tblConstEquipMitigation	Tier	No Change	Tier 4 Final
tblConstEquipMitigation	Tier	No Change	Tier 4 Final
tblConstEquipMitigation	Tier	No Change	Tier 4 Final
tblConstEquipMitigation	Tier	No Change	Tier 4 Final
tblConstEquipMitigation	Tier	No Change	Tier 4 Final
tblConstEquipMitigation	Tier	No Change	Tier 4 Final
tblConstEquipMitigation	Tier	No Change	Tier 4 Final
tblConstEquipMitigation	Tier	No Change	Tier 4 Final
tblConstEquipMitigation	Tier	No Change	Tier 4 Final
tblConstEquipMitigation	Tier	No Change	Tier 4 Final
tblConstEquipMitigation	Tier	No Change	Tier 4 Final
tblConstructionPhase	NumDays	310.00	365.00
tblEnergyUse	LightingElect	2.93	0.00
tblEnergyUse	NT24E	5.02	0.00
tblEnergyUse	NT24NG	17.13	0.00
tblEnergyUse	T24E	2.20	0.00
tblEnergyUse	T24NG	15.36	0.00
tblGrading	AcresOfGrading	182.50	365.00
tblOffRoadEquipment	OffRoadEquipmentUnitAmount	2.00	0.00
tblSolidWaste	SolidWasteGenerationRate	6,119.83	0.00
tblVehicleEF	HHD	0.92	0.03
tblVehicleEF	HHD	0.04	0.06
tblVehicleEF	HHD	0.08	0.00
tblVehicleEF	HHD	2.21	8.65

Merrill Commerce Center (Off-Site Utilities Infrastructure Construction - Mitigated) - San Bernardino-South Coast County, Annual

tblVehicleEF	HHD	0.53	0.33
tblVehicleEF	HHD	1.68	2.1330e-003
tblVehicleEF	HHD	6,548.54	1,402.40
tblVehicleEF	HHD	1,428.49	1,288.58
tblVehicleEF	HHD	5.31	0.02
tblVehicleEF	HHD	18.65	7.09
tblVehicleEF	HHD	1.28	2.16
tblVehicleEF	HHD	5.3430e-003	2.9710e-003
tblVehicleEF	HHD	0.06	0.06
tblVehicleEF	HHD	0.04	0.04
tblVehicleEF	HHD	5.3010e-003	0.03
tblVehicleEF	HHD	4.7000e-005	0.00
tblVehicleEF	HHD	5.1120e-003	2.8430e-003
tblVehicleEF	HHD	0.03	0.03
tblVehicleEF	HHD	8.8790e-003	8.9150e-003
tblVehicleEF	HHD	5.0720e-003	0.02
tblVehicleEF	HHD	4.3000e-005	0.00
tblVehicleEF	HHD	7.3000e-005	2.0000e-006
tblVehicleEF	HHD	2.7400e-003	7.3000e-005
tblVehicleEF	HHD	0.59	0.58
tblVehicleEF	HHD	4.5000e-005	1.0000e-006
tblVehicleEF	HHD	0.06	0.02
tblVehicleEF	HHD	1.7500e-004	3.6700e-004
tblVehicleEF	HHD	0.04	1.0000e-006
tblVehicleEF	HHD	0.06	0.01
tblVehicleEF	HHD	0.01	0.01
tblVehicleEF	HHD	8.1000e-005	0.00

Merrill Commerce Center (Off-Site Utilities Infrastructure Construction - Mitigated) - San Bernardino-South Coast County, Annual

tblVehicleEF	HHD	7.3000e-005	2.0000e-006
tblVehicleEF	HHD	2.7400e-003	7.3000e-005
tblVehicleEF	HHD	0.67	0.67
tblVehicleEF	HHD	4.5000e-005	1.0000e-006
tblVehicleEF	HHD	0.10	0.08
tblVehicleEF	HHD	1.7500e-004	3.6700e-004
tblVehicleEF	HHD	0.05	1.0000e-006
tblVehicleEF	HHD	0.87	0.03
tblVehicleEF	HHD	0.04	0.06
tblVehicleEF	HHD	0.08	0.00
tblVehicleEF	HHD	1.61	8.54
tblVehicleEF	HHD	0.53	0.33
tblVehicleEF	HHD	1.58	2.0000e-003
tblVehicleEF	HHD	6,937.59	1,384.98
tblVehicleEF	HHD	1,428.49	1,288.58
tblVehicleEF	HHD	5.31	0.02
tblVehicleEF	HHD	19.25	6.75
tblVehicleEF	HHD	1.20	2.04
tblVehicleEF	HHD	4.5050e-003	2.6190e-003
tblVehicleEF	HHD	0.06	0.06
tblVehicleEF	HHD	0.04	0.04
tblVehicleEF	HHD	5.3010e-003	0.03
tblVehicleEF	HHD	4.7000e-005	0.00
tblVehicleEF	HHD	4.3100e-003	2.5050e-003
tblVehicleEF	HHD	0.03	0.03
tblVehicleEF	HHD	8.8790e-003	8.9150e-003
tblVehicleEF	HHD	5.0720e-003	0.02

Merrill Commerce Center (Off-Site Utilities Infrastructure Construction - Mitigated) - San Bernardino-South Coast County, Annual

tblVehicleEF	HHD	4.3000e-005	0.00
tblVehicleEF	HHD	1.4200e-004	5.0000e-006
tblVehicleEF	HHD	3.0590e-003	8.5000e-005
tblVehicleEF	HHD	0.55	0.62
tblVehicleEF	HHD	9.8000e-005	3.0000e-006
tblVehicleEF	HHD	0.06	0.02
tblVehicleEF	HHD	1.7700e-004	3.7800e-004
tblVehicleEF	HHD	0.04	1.0000e-006
tblVehicleEF	HHD	0.07	0.01
tblVehicleEF	HHD	0.01	0.01
tblVehicleEF	HHD	7.9000e-005	0.00
tblVehicleEF	HHD	1.4200e-004	5.0000e-006
tblVehicleEF	HHD	3.0590e-003	8.5000e-005
tblVehicleEF	HHD	0.64	0.71
tblVehicleEF	HHD	9.8000e-005	3.0000e-006
tblVehicleEF	HHD	0.10	0.08
tblVehicleEF	HHD	1.7700e-004	3.7800e-004
tblVehicleEF	HHD	0.04	1.0000e-006
tblVehicleEF	HHD	0.99	0.02
tblVehicleEF	HHD	0.04	9.2500e-004
tblVehicleEF	HHD	0.08	0.00
tblVehicleEF	HHD	3.05	8.75
tblVehicleEF	HHD	0.53	0.18
tblVehicleEF	HHD	1.66	2.1040e-003
tblVehicleEF	HHD	6,011.27	1,412.86
tblVehicleEF	HHD	1,428.49	1,250.25
tblVehicleEF	HHD	5.31	0.02

Merrill Commerce Center (Off-Site Utilities Infrastructure Construction - Mitigated) - San Bernardino-South Coast County, Annual

tblVehicleEF	HHD	17.82	7.48
tblVehicleEF	HHD	1.26	2.10
tblVehicleEF	HHD	6.5010e-003	3.3140e-003
tblVehicleEF	HHD	0.06	0.06
tblVehicleEF	HHD	0.04	0.04
tblVehicleEF	HHD	5.3010e-003	0.03
tblVehicleEF	HHD	4.7000e-005	0.00
tblVehicleEF	HHD	6.2190e-003	3.1700e-003
tblVehicleEF	HHD	0.03	0.03
tblVehicleEF	HHD	8.8790e-003	8.8150e-003
tblVehicleEF	HHD	5.0720e-003	0.02
tblVehicleEF	HHD	4.3000e-005	0.00
tblVehicleEF	HHD	7.1000e-005	3.0000e-006
tblVehicleEF	HHD	2.9460e-003	8.6000e-005
tblVehicleEF	HHD	0.63	0.54
tblVehicleEF	HHD	4.4000e-005	1.0000e-006
tblVehicleEF	HHD	0.06	0.02
tblVehicleEF	HHD	1.8900e-004	3.8400e-004
tblVehicleEF	HHD	0.04	1.0000e-006
tblVehicleEF	HHD	0.06	0.01
tblVehicleEF	HHD	0.01	0.01
tblVehicleEF	HHD	8.0000e-005	0.00
tblVehicleEF	HHD	7.1000e-005	3.0000e-006
tblVehicleEF	HHD	2.9460e-003	8.6000e-005
tblVehicleEF	HHD	0.73	0.61
tblVehicleEF	HHD	4.4000e-005	1.0000e-006
tblVehicleEF	HHD	0.10	0.02

Merrill Commerce Center (Off-Site Utilities Infrastructure Construction - Mitigated) - San Bernardino-South Coast County, Annual

tblVehicleEF	HHD	1.8900e-004	3.8400e-004
tblVehicleEF	HHD	0.05	1.0000e-006
tblVehicleEF	LDA	3.4870e-003	1.9200e-003
tblVehicleEF	LDA	4.3060e-003	0.04
tblVehicleEF	LDA	0.51	0.57
tblVehicleEF	LDA	0.99	2.02
tblVehicleEF	LDA	232.23	246.40
tblVehicleEF	LDA	52.85	50.59
tblVehicleEF	LDA	0.04	0.03
tblVehicleEF	LDA	1.6390e-003	1.3330e-003
tblVehicleEF	LDA	2.2390e-003	1.7020e-003
tblVehicleEF	LDA	1.5090e-003	1.2270e-003
tblVehicleEF	LDA	2.0590e-003	1.5650e-003
tblVehicleEF	LDA	0.04	0.05
tblVehicleEF	LDA	0.09	0.09
tblVehicleEF	LDA	0.03	0.04
tblVehicleEF	LDA	8.7420e-003	7.0520e-003
tblVehicleEF	LDA	0.03	0.20
tblVehicleEF	LDA	0.06	0.19
tblVehicleEF	LDA	2.3250e-003	2.4380e-003
tblVehicleEF	LDA	5.4500e-004	5.0100e-004
tblVehicleEF	LDA	0.04	0.05
tblVehicleEF	LDA	0.09	0.09
tblVehicleEF	LDA	0.03	0.04
tblVehicleEF	LDA	0.01	0.01
tblVehicleEF	LDA	0.03	0.20
tblVehicleEF	LDA	0.06	0.21

Merrill Commerce Center (Off-Site Utilities Infrastructure Construction - Mitigated) - San Bernardino-South Coast County, Annual

tblVehicleEF	LDA	3.9680e-003	2.2030e-003
tblVehicleEF	LDA	3.5930e-003	0.04
tblVehicleEF	LDA	0.62	0.70
tblVehicleEF	LDA	0.82	1.68
tblVehicleEF	LDA	254.04	269.03
tblVehicleEF	LDA	52.85	49.95
tblVehicleEF	LDA	0.04	0.03
tblVehicleEF	LDA	1.6390e-003	1.3330e-003
tblVehicleEF	LDA	2.2390e-003	1.7020e-003
tblVehicleEF	LDA	1.5090e-003	1.2270e-003
tblVehicleEF	LDA	2.0590e-003	1.5650e-003
tblVehicleEF	LDA	0.08	0.11
tblVehicleEF	LDA	0.10	0.11
tblVehicleEF	LDA	0.06	0.09
tblVehicleEF	LDA	9.9310e-003	7.9980e-003
tblVehicleEF	LDA	0.03	0.20
tblVehicleEF	LDA	0.05	0.16
tblVehicleEF	LDA	2.5450e-003	2.6610e-003
tblVehicleEF	LDA	5.4200e-004	4.9400e-004
tblVehicleEF	LDA	0.08	0.11
tblVehicleEF	LDA	0.10	0.11
tblVehicleEF	LDA	0.06	0.09
tblVehicleEF	LDA	0.01	0.01
tblVehicleEF	LDA	0.03	0.20
tblVehicleEF	LDA	0.05	0.17
tblVehicleEF	LDA	3.3950e-003	1.8740e-003
tblVehicleEF	LDA	4.2830e-003	0.04

Merrill Commerce Center (Off-Site Utilities Infrastructure Construction - Mitigated) - San Bernardino-South Coast County, Annual

tblVehicleEF	LDA	0.48	0.54
tblVehicleEF	LDA	0.97	1.98
tblVehicleEF	LDA	227.08	241.10
tblVehicleEF	LDA	52.85	50.53
tblVehicleEF	LDA	0.04	0.03
tblVehicleEF	LDA	1.6390e-003	1.3330e-003
tblVehicleEF	LDA	2.2390e-003	1.7020e-003
tblVehicleEF	LDA	1.5090e-003	1.2270e-003
tblVehicleEF	LDA	2.0590e-003	1.5650e-003
tblVehicleEF	LDA	0.04	0.05
tblVehicleEF	LDA	0.10	0.10
tblVehicleEF	LDA	0.03	0.04
tblVehicleEF	LDA	8.5140e-003	6.8740e-003
tblVehicleEF	LDA	0.04	0.23
tblVehicleEF	LDA	0.06	0.19
tblVehicleEF	LDA	2.2730e-003	2.3850e-003
tblVehicleEF	LDA	5.4500e-004	5.0000e-004
tblVehicleEF	LDA	0.04	0.05
tblVehicleEF	LDA	0.10	0.10
tblVehicleEF	LDA	0.03	0.04
tblVehicleEF	LDA	0.01	9.9970e-003
tblVehicleEF	LDA	0.04	0.23
tblVehicleEF	LDA	0.06	0.21
tblVehicleEF	LDT1	0.01	5.3250e-003
tblVehicleEF	LDT1	0.01	0.07
tblVehicleEF	LDT1	1.27	1.14
tblVehicleEF	LDT1	2.92	2.25

Merrill Commerce Center (Off-Site Utilities Infrastructure Construction - Mitigated) - San Bernardino-South Coast County, Annual

tblVehicleEF	LDT1	294.54	292.95
tblVehicleEF	LDT1	66.91	61.63
tblVehicleEF	LDT1	0.13	0.10
tblVehicleEF	LDT1	2.4790e-003	1.8800e-003
tblVehicleEF	LDT1	3.3490e-003	2.4490e-003
tblVehicleEF	LDT1	2.2820e-003	1.7290e-003
tblVehicleEF	LDT1	3.0800e-003	2.2520e-003
tblVehicleEF	LDT1	0.16	0.16
tblVehicleEF	LDT1	0.29	0.22
tblVehicleEF	LDT1	0.11	0.11
tblVehicleEF	LDT1	0.03	0.02
tblVehicleEF	LDT1	0.18	0.75
tblVehicleEF	LDT1	0.20	0.35
tblVehicleEF	LDT1	2.9610e-003	2.8990e-003
tblVehicleEF	LDT1	7.2000e-004	6.1000e-004
tblVehicleEF	LDT1	0.16	0.16
tblVehicleEF	LDT1	0.29	0.22
tblVehicleEF	LDT1	0.11	0.11
tblVehicleEF	LDT1	0.04	0.03
tblVehicleEF	LDT1	0.18	0.75
tblVehicleEF	LDT1	0.22	0.38
tblVehicleEF	LDT1	0.01	6.0460e-003
tblVehicleEF	LDT1	0.01	0.06
tblVehicleEF	LDT1	1.52	1.39
tblVehicleEF	LDT1	2.41	1.87
tblVehicleEF	LDT1	320.99	316.51
tblVehicleEF	LDT1	66.91	60.83

Merrill Commerce Center (Off-Site Utilities Infrastructure Construction - Mitigated) - San Bernardino-South Coast County, Annual

tblVehicleEF	LDT1	0.12	0.09
tblVehicleEF	LDT1	2.4790e-003	1.8800e-003
tblVehicleEF	LDT1	3.3490e-003	2.4490e-003
tblVehicleEF	LDT1	2.2820e-003	1.7290e-003
tblVehicleEF	LDT1	3.0800e-003	2.2520e-003
tblVehicleEF	LDT1	0.33	0.33
tblVehicleEF	LDT1	0.36	0.27
tblVehicleEF	LDT1	0.24	0.25
tblVehicleEF	LDT1	0.03	0.03
tblVehicleEF	LDT1	0.18	0.75
tblVehicleEF	LDT1	0.17	0.29
tblVehicleEF	LDT1	3.2290e-003	3.1320e-003
tblVehicleEF	LDT1	7.1100e-004	6.0200e-004
tblVehicleEF	LDT1	0.33	0.33
tblVehicleEF	LDT1	0.36	0.27
tblVehicleEF	LDT1	0.24	0.25
tblVehicleEF	LDT1	0.04	0.04
tblVehicleEF	LDT1	0.18	0.75
tblVehicleEF	LDT1	0.18	0.32
tblVehicleEF	LDT1	0.01	5.2030e-003
tblVehicleEF	LDT1	0.01	0.07
tblVehicleEF	LDT1	1.21	1.09
tblVehicleEF	LDT1	2.88	2.21
tblVehicleEF	LDT1	288.31	287.37
tblVehicleEF	LDT1	66.91	61.56
tblVehicleEF	LDT1	0.12	0.09
tblVehicleEF	LDT1	2.4790e-003	1.8800e-003

Merrill Commerce Center (Off-Site Utilities Infrastructure Construction - Mitigated) - San Bernardino-South Coast County, Annual

tblVehicleEF	LDT1	3.3490e-003	2.4490e-003
tblVehicleEF	LDT1	2.2820e-003	1.7290e-003
tblVehicleEF	LDT1	3.0800e-003	2.2520e-003
tblVehicleEF	LDT1	0.17	0.17
tblVehicleEF	LDT1	0.34	0.25
tblVehicleEF	LDT1	0.10	0.11
tblVehicleEF	LDT1	0.03	0.02
tblVehicleEF	LDT1	0.21	0.88
tblVehicleEF	LDT1	0.20	0.35
tblVehicleEF	LDT1	2.8980e-003	2.8440e-003
tblVehicleEF	LDT1	7.2000e-004	6.0900e-004
tblVehicleEF	LDT1	0.17	0.17
tblVehicleEF	LDT1	0.34	0.25
tblVehicleEF	LDT1	0.10	0.11
tblVehicleEF	LDT1	0.04	0.03
tblVehicleEF	LDT1	0.21	0.88
tblVehicleEF	LDT1	0.22	0.38
tblVehicleEF	LDT2	5.3570e-003	3.4390e-003
tblVehicleEF	LDT2	6.4770e-003	0.06
tblVehicleEF	LDT2	0.71	0.83
tblVehicleEF	LDT2	1.39	2.58
tblVehicleEF	LDT2	328.11	308.59
tblVehicleEF	LDT2	74.12	65.18
tblVehicleEF	LDT2	0.07	0.07
tblVehicleEF	LDT2	1.7520e-003	1.4110e-003
tblVehicleEF	LDT2	2.4320e-003	1.7940e-003
tblVehicleEF	LDT2	1.6110e-003	1.2980e-003

Merrill Commerce Center (Off-Site Utilities Infrastructure Construction - Mitigated) - San Bernardino-South Coast County, Annual

tblVehicleEF	LDT2	2.2360e-003	1.6500e-003
tblVehicleEF	LDT2	0.06	0.09
tblVehicleEF	LDT2	0.11	0.13
tblVehicleEF	LDT2	0.05	0.08
tblVehicleEF	LDT2	0.01	0.01
tblVehicleEF	LDT2	0.06	0.45
tblVehicleEF	LDT2	0.09	0.29
tblVehicleEF	LDT2	3.2870e-003	3.0530e-003
tblVehicleEF	LDT2	7.6500e-004	6.4500e-004
tblVehicleEF	LDT2	0.06	0.09
tblVehicleEF	LDT2	0.11	0.13
tblVehicleEF	LDT2	0.05	0.08
tblVehicleEF	LDT2	0.02	0.02
tblVehicleEF	LDT2	0.06	0.45
tblVehicleEF	LDT2	0.10	0.32
tblVehicleEF	LDT2	6.0780e-003	3.9290e-003
tblVehicleEF	LDT2	5.3990e-003	0.05
tblVehicleEF	LDT2	0.87	1.01
tblVehicleEF	LDT2	1.15	2.14
tblVehicleEF	LDT2	358.16	331.10
tblVehicleEF	LDT2	74.12	64.32
tblVehicleEF	LDT2	0.06	0.06
tblVehicleEF	LDT2	1.7520e-003	1.4110e-003
tblVehicleEF	LDT2	2.4320e-003	1.7940e-003
tblVehicleEF	LDT2	1.6110e-003	1.2980e-003
tblVehicleEF	LDT2	2.2360e-003	1.6500e-003
tblVehicleEF	LDT2	0.12	0.19

Merrill Commerce Center (Off-Site Utilities Infrastructure Construction - Mitigated) - San Bernardino-South Coast County, Annual

tblVehicleEF	LDT2	0.13	0.16
tblVehicleEF	LDT2	0.10	0.16
tblVehicleEF	LDT2	0.02	0.02
tblVehicleEF	LDT2	0.06	0.45
tblVehicleEF	LDT2	0.07	0.25
tblVehicleEF	LDT2	3.5890e-003	3.2760e-003
tblVehicleEF	LDT2	7.6000e-004	6.3600e-004
tblVehicleEF	LDT2	0.12	0.19
tblVehicleEF	LDT2	0.13	0.16
tblVehicleEF	LDT2	0.10	0.16
tblVehicleEF	LDT2	0.02	0.02
tblVehicleEF	LDT2	0.06	0.45
tblVehicleEF	LDT2	0.08	0.27
tblVehicleEF	LDT2	5.2180e-003	3.3570e-003
tblVehicleEF	LDT2	6.4370e-003	0.06
tblVehicleEF	LDT2	0.67	0.78
tblVehicleEF	LDT2	1.37	2.54
tblVehicleEF	LDT2	321.03	303.26
tblVehicleEF	LDT2	74.12	65.10
tblVehicleEF	LDT2	0.07	0.07
tblVehicleEF	LDT2	1.7520e-003	1.4110e-003
tblVehicleEF	LDT2	2.4320e-003	1.7940e-003
tblVehicleEF	LDT2	1.6110e-003	1.2980e-003
tblVehicleEF	LDT2	2.2360e-003	1.6500e-003
tblVehicleEF	LDT2	0.06	0.09
tblVehicleEF	LDT2	0.12	0.15
tblVehicleEF	LDT2	0.05	0.07

Merrill Commerce Center (Off-Site Utilities Infrastructure Construction - Mitigated) - San Bernardino-South Coast County, Annual

tblVehicleEF	LDT2	0.01	0.01
tblVehicleEF	LDT2	0.07	0.52
tblVehicleEF	LDT2	0.09	0.29
tblVehicleEF	LDT2	3.2150e-003	3.0000e-003
tblVehicleEF	LDT2	7.6400e-004	6.4400e-004
tblVehicleEF	LDT2	0.06	0.09
tblVehicleEF	LDT2	0.12	0.15
tblVehicleEF	LDT2	0.05	0.07
tblVehicleEF	LDT2	0.02	0.02
tblVehicleEF	LDT2	0.07	0.52
tblVehicleEF	LDT2	0.10	0.32
tblVehicleEF	LHD1	4.8470e-003	4.6170e-003
tblVehicleEF	LHD1	0.01	5.3670e-003
tblVehicleEF	LHD1	0.02	0.01
tblVehicleEF	LHD1	0.14	0.17
tblVehicleEF	LHD1	0.89	0.72
tblVehicleEF	LHD1	2.31	0.96
tblVehicleEF	LHD1	9.22	9.21
tblVehicleEF	LHD1	599.78	632.81
tblVehicleEF	LHD1	29.30	10.40
tblVehicleEF	LHD1	0.09	0.08
tblVehicleEF	LHD1	1.82	1.26
tblVehicleEF	LHD1	9.6000e-004	9.7300e-004
tblVehicleEF	LHD1	0.01	9.9970e-003
tblVehicleEF	LHD1	0.01	0.01
tblVehicleEF	LHD1	8.6900e-004	2.4100e-004
tblVehicleEF	LHD1	9.1800e-004	9.3100e-004

Merrill Commerce Center (Off-Site Utilities Infrastructure Construction - Mitigated) - San Bernardino-South Coast County, Annual

tblVehicleEF	LHD1	2.5600e-003	2.4990e-003
tblVehicleEF	LHD1	0.01	9.5440e-003
tblVehicleEF	LHD1	7.9900e-004	2.2100e-004
tblVehicleEF	LHD1	3.4980e-003	2.8470e-003
tblVehicleEF	LHD1	0.11	0.08
tblVehicleEF	LHD1	0.02	0.02
tblVehicleEF	LHD1	1.7520e-003	1.4060e-003
tblVehicleEF	LHD1	0.08	0.06
tblVehicleEF	LHD1	0.35	0.55
tblVehicleEF	LHD1	0.24	0.07
tblVehicleEF	LHD1	9.2000e-005	8.9000e-005
tblVehicleEF	LHD1	5.8770e-003	6.1580e-003
tblVehicleEF	LHD1	3.3600e-004	1.0300e-004
tblVehicleEF	LHD1	3.4980e-003	2.8470e-003
tblVehicleEF	LHD1	0.11	0.08
tblVehicleEF	LHD1	0.02	0.03
tblVehicleEF	LHD1	1.7520e-003	1.4060e-003
tblVehicleEF	LHD1	0.09	0.07
tblVehicleEF	LHD1	0.35	0.55
tblVehicleEF	LHD1	0.26	0.08
tblVehicleEF	LHD1	4.8470e-003	4.6320e-003
tblVehicleEF	LHD1	0.01	5.4860e-003
tblVehicleEF	LHD1	0.02	0.01
tblVehicleEF	LHD1	0.14	0.17
tblVehicleEF	LHD1	0.91	0.73
tblVehicleEF	LHD1	2.16	0.90
tblVehicleEF	LHD1	9.22	9.21

Merrill Commerce Center (Off-Site Utilities Infrastructure Construction - Mitigated) - San Bernardino-South Coast County, Annual

tblVehicleEF	LHD1	599.78	632.83
tblVehicleEF	LHD1	29.30	10.29
tblVehicleEF	LHD1	0.09	0.08
tblVehicleEF	LHD1	1.71	1.18
tblVehicleEF	LHD1	9.6000e-004	9.7300e-004
tblVehicleEF	LHD1	0.01	9.9970e-003
tblVehicleEF	LHD1	0.01	0.01
tblVehicleEF	LHD1	8.6900e-004	2.4100e-004
tblVehicleEF	LHD1	9.1800e-004	9.3100e-004
tblVehicleEF	LHD1	2.5600e-003	2.4990e-003
tblVehicleEF	LHD1	0.01	9.5440e-003
tblVehicleEF	LHD1	7.9900e-004	2.2100e-004
tblVehicleEF	LHD1	6.8610e-003	5.6090e-003
tblVehicleEF	LHD1	0.13	0.10
tblVehicleEF	LHD1	0.02	0.02
tblVehicleEF	LHD1	3.9020e-003	3.1720e-003
tblVehicleEF	LHD1	0.08	0.06
tblVehicleEF	LHD1	0.35	0.56
tblVehicleEF	LHD1	0.22	0.07
tblVehicleEF	LHD1	9.2000e-005	8.9000e-005
tblVehicleEF	LHD1	5.8770e-003	6.1580e-003
tblVehicleEF	LHD1	3.3400e-004	1.0200e-004
tblVehicleEF	LHD1	6.8610e-003	5.6090e-003
tblVehicleEF	LHD1	0.13	0.10
tblVehicleEF	LHD1	0.02	0.03
tblVehicleEF	LHD1	3.9020e-003	3.1720e-003
tblVehicleEF	LHD1	0.09	0.07

Merrill Commerce Center (Off-Site Utilities Infrastructure Construction - Mitigated) - San Bernardino-South Coast County, Annual

tblVehicleEF	LHD1	0.35	0.56
tblVehicleEF	LHD1	0.24	0.07
tblVehicleEF	LHD1	4.8470e-003	4.6200e-003
tblVehicleEF	LHD1	0.01	5.3800e-003
tblVehicleEF	LHD1	0.02	0.01
tblVehicleEF	LHD1	0.14	0.17
tblVehicleEF	LHD1	0.89	0.72
tblVehicleEF	LHD1	2.27	0.95
tblVehicleEF	LHD1	9.22	9.21
tblVehicleEF	LHD1	599.78	632.81
tblVehicleEF	LHD1	29.30	10.37
tblVehicleEF	LHD1	0.09	0.08
tblVehicleEF	LHD1	1.79	1.24
tblVehicleEF	LHD1	9.6000e-004	9.7300e-004
tblVehicleEF	LHD1	0.01	9.9970e-003
tblVehicleEF	LHD1	0.01	0.01
tblVehicleEF	LHD1	8.6900e-004	2.4100e-004
tblVehicleEF	LHD1	9.1800e-004	9.3100e-004
tblVehicleEF	LHD1	2.5600e-003	2.4990e-003
tblVehicleEF	LHD1	0.01	9.5440e-003
tblVehicleEF	LHD1	7.9900e-004	2.2100e-004
tblVehicleEF	LHD1	3.7620e-003	3.1080e-003
tblVehicleEF	LHD1	0.12	0.09
tblVehicleEF	LHD1	0.02	0.02
tblVehicleEF	LHD1	1.7190e-003	1.3850e-003
tblVehicleEF	LHD1	0.08	0.06
tblVehicleEF	LHD1	0.38	0.59

Merrill Commerce Center (Off-Site Utilities Infrastructure Construction - Mitigated) - San Bernardino-South Coast County, Annual

tblVehicleEF	LHD1	0.23	0.07
tblVehicleEF	LHD1	9.2000e-005	8.9000e-005
tblVehicleEF	LHD1	5.8770e-003	6.1580e-003
tblVehicleEF	LHD1	3.3600e-004	1.0300e-004
tblVehicleEF	LHD1	3.7620e-003	3.1080e-003
tblVehicleEF	LHD1	0.12	0.09
tblVehicleEF	LHD1	0.02	0.03
tblVehicleEF	LHD1	1.7190e-003	1.3850e-003
tblVehicleEF	LHD1	0.09	0.07
tblVehicleEF	LHD1	0.38	0.59
tblVehicleEF	LHD1	0.26	0.07
tblVehicleEF	LHD2	3.2790e-003	3.1180e-003
tblVehicleEF	LHD2	3.7300e-003	3.5830e-003
tblVehicleEF	LHD2	6.5990e-003	8.3140e-003
tblVehicleEF	LHD2	0.12	0.14
tblVehicleEF	LHD2	0.40	0.47
tblVehicleEF	LHD2	1.07	0.56
tblVehicleEF	LHD2	14.16	14.36
tblVehicleEF	LHD2	600.81	633.46
tblVehicleEF	LHD2	23.70	7.43
tblVehicleEF	LHD2	0.10	0.11
tblVehicleEF	LHD2	1.10	1.35
tblVehicleEF	LHD2	1.2350e-003	1.4280e-003
tblVehicleEF	LHD2	0.01	0.01
tblVehicleEF	LHD2	0.01	0.01
tblVehicleEF	LHD2	3.6900e-004	1.1500e-004
tblVehicleEF	LHD2	1.1820e-003	1.3660e-003

Merrill Commerce Center (Off-Site Utilities Infrastructure Construction - Mitigated) - San Bernardino-South Coast County, Annual

tblVehicleEF	LHD2	2.6940e-003	2.7000e-003
tblVehicleEF	LHD2	0.01	0.01
tblVehicleEF	LHD2	3.3900e-004	1.0600e-004
tblVehicleEF	LHD2	1.1430e-003	1.3970e-003
tblVehicleEF	LHD2	0.03	0.04
tblVehicleEF	LHD2	0.01	0.02
tblVehicleEF	LHD2	6.3600e-004	7.4400e-004
tblVehicleEF	LHD2	0.05	0.06
tblVehicleEF	LHD2	0.07	0.25
tblVehicleEF	LHD2	0.09	0.04
tblVehicleEF	LHD2	1.3800e-004	1.3700e-004
tblVehicleEF	LHD2	5.8420e-003	6.1090e-003
tblVehicleEF	LHD2	2.5600e-004	7.4000e-005
tblVehicleEF	LHD2	1.1430e-003	1.3970e-003
tblVehicleEF	LHD2	0.03	0.04
tblVehicleEF	LHD2	0.02	0.02
tblVehicleEF	LHD2	6.3600e-004	7.4400e-004
tblVehicleEF	LHD2	0.06	0.07
tblVehicleEF	LHD2	0.07	0.25
tblVehicleEF	LHD2	0.10	0.04
tblVehicleEF	LHD2	3.2790e-003	3.1280e-003
tblVehicleEF	LHD2	3.7760e-003	3.6170e-003
tblVehicleEF	LHD2	6.3100e-003	7.9410e-003
tblVehicleEF	LHD2	0.12	0.14
tblVehicleEF	LHD2	0.40	0.47
tblVehicleEF	LHD2	1.01	0.53
tblVehicleEF	LHD2	14.16	14.36

Merrill Commerce Center (Off-Site Utilities Infrastructure Construction - Mitigated) - San Bernardino-South Coast County, Annual

tblVehicleEF	LHD2	600.81	633.47
tblVehicleEF	LHD2	23.70	7.37
tblVehicleEF	LHD2	0.10	0.11
tblVehicleEF	LHD2	1.04	1.27
tblVehicleEF	LHD2	1.2350e-003	1.4280e-003
tblVehicleEF	LHD2	0.01	0.01
tblVehicleEF	LHD2	0.01	0.01
tblVehicleEF	LHD2	3.6900e-004	1.1500e-004
tblVehicleEF	LHD2	1.1820e-003	1.3660e-003
tblVehicleEF	LHD2	2.6940e-003	2.7000e-003
tblVehicleEF	LHD2	0.01	0.01
tblVehicleEF	LHD2	3.3900e-004	1.0600e-004
tblVehicleEF	LHD2	2.1960e-003	2.7020e-003
tblVehicleEF	LHD2	0.04	0.05
tblVehicleEF	LHD2	0.01	0.02
tblVehicleEF	LHD2	1.3570e-003	1.6140e-003
tblVehicleEF	LHD2	0.05	0.06
tblVehicleEF	LHD2	0.07	0.25
tblVehicleEF	LHD2	0.09	0.04
tblVehicleEF	LHD2	1.3800e-004	1.3700e-004
tblVehicleEF	LHD2	5.8420e-003	6.1090e-003
tblVehicleEF	LHD2	2.5500e-004	7.3000e-005
tblVehicleEF	LHD2	2.1960e-003	2.7020e-003
tblVehicleEF	LHD2	0.04	0.05
tblVehicleEF	LHD2	0.02	0.02
tblVehicleEF	LHD2	1.3570e-003	1.6140e-003
tblVehicleEF	LHD2	0.06	0.07

Merrill Commerce Center (Off-Site Utilities Infrastructure Construction - Mitigated) - San Bernardino-South Coast County, Annual

tblVehicleEF	LHD2	0.07	0.25
tblVehicleEF	LHD2	0.09	0.04
tblVehicleEF	LHD2	3.2790e-003	3.1200e-003
tblVehicleEF	LHD2	3.7350e-003	3.5870e-003
tblVehicleEF	LHD2	6.5440e-003	8.2440e-003
tblVehicleEF	LHD2	0.12	0.14
tblVehicleEF	LHD2	0.40	0.47
tblVehicleEF	LHD2	1.06	0.56
tblVehicleEF	LHD2	14.16	14.36
tblVehicleEF	LHD2	600.81	633.47
tblVehicleEF	LHD2	23.70	7.42
tblVehicleEF	LHD2	0.10	0.11
tblVehicleEF	LHD2	1.09	1.33
tblVehicleEF	LHD2	1.2350e-003	1.4280e-003
tblVehicleEF	LHD2	0.01	0.01
tblVehicleEF	LHD2	0.01	0.01
tblVehicleEF	LHD2	3.6900e-004	1.1500e-004
tblVehicleEF	LHD2	1.1820e-003	1.3660e-003
tblVehicleEF	LHD2	2.6940e-003	2.7000e-003
tblVehicleEF	LHD2	0.01	0.01
tblVehicleEF	LHD2	3.3900e-004	1.0600e-004
tblVehicleEF	LHD2	1.1520e-003	1.4360e-003
tblVehicleEF	LHD2	0.04	0.05
tblVehicleEF	LHD2	0.01	0.02
tblVehicleEF	LHD2	6.2000e-004	7.2400e-004
tblVehicleEF	LHD2	0.05	0.06
tblVehicleEF	LHD2	0.08	0.27

Merrill Commerce Center (Off-Site Utilities Infrastructure Construction - Mitigated) - San Bernardino-South Coast County, Annual

tblVehicleEF	LHD2	0.09	0.04
tblVehicleEF	LHD2	1.3800e-004	1.3700e-004
tblVehicleEF	LHD2	5.8420e-003	6.1090e-003
tblVehicleEF	LHD2	2.5600e-004	7.3000e-005
tblVehicleEF	LHD2	1.1520e-003	1.4360e-003
tblVehicleEF	LHD2	0.04	0.05
tblVehicleEF	LHD2	0.02	0.02
tblVehicleEF	LHD2	6.2000e-004	7.2400e-004
tblVehicleEF	LHD2	0.06	0.07
tblVehicleEF	LHD2	0.08	0.27
tblVehicleEF	LHD2	0.10	0.04
tblVehicleEF	MCY	0.44	0.33
tblVehicleEF	MCY	0.16	0.25
tblVehicleEF	MCY	19.74	19.97
tblVehicleEF	MCY	9.96	8.82
tblVehicleEF	MCY	169.37	211.12
tblVehicleEF	MCY	45.59	60.91
tblVehicleEF	MCY	1.15	1.16
tblVehicleEF	MCY	1.9350e-003	1.8990e-003
tblVehicleEF	MCY	3.3460e-003	2.8290e-003
tblVehicleEF	MCY	1.8090e-003	1.7750e-003
tblVehicleEF	MCY	3.1480e-003	2.6600e-003
tblVehicleEF	MCY	1.44	1.45
tblVehicleEF	MCY	0.81	0.82
tblVehicleEF	MCY	0.79	0.79
tblVehicleEF	MCY	2.20	2.21
tblVehicleEF	MCY	0.47	1.89

Merrill Commerce Center (Off-Site Utilities Infrastructure Construction - Mitigated) - San Bernardino-South Coast County, Annual

tblVehicleEF	MCY	2.13	1.88
tblVehicleEF	MCY	2.0800e-003	2.0890e-003
tblVehicleEF	MCY	6.8100e-004	6.0300e-004
tblVehicleEF	MCY	1.44	1.45
tblVehicleEF	MCY	0.81	0.82
tblVehicleEF	MCY	0.79	0.79
tblVehicleEF	MCY	2.72	2.73
tblVehicleEF	MCY	0.47	1.89
tblVehicleEF	MCY	2.32	2.05
tblVehicleEF	MCY	0.43	0.32
tblVehicleEF	MCY	0.13	0.22
tblVehicleEF	MCY	19.87	20.11
tblVehicleEF	MCY	9.04	7.97
tblVehicleEF	MCY	169.37	211.15
tblVehicleEF	MCY	45.59	58.66
tblVehicleEF	MCY	0.98	0.98
tblVehicleEF	MCY	1.9350e-003	1.8990e-003
tblVehicleEF	MCY	3.3460e-003	2.8290e-003
tblVehicleEF	MCY	1.8090e-003	1.7750e-003
tblVehicleEF	MCY	3.1480e-003	2.6600e-003
tblVehicleEF	MCY	3.11	3.14
tblVehicleEF	MCY	1.24	1.27
tblVehicleEF	MCY	2.09	2.10
tblVehicleEF	MCY	2.15	2.16
tblVehicleEF	MCY	0.47	1.88
tblVehicleEF	MCY	1.84	1.62
tblVehicleEF	MCY	2.0800e-003	2.0890e-003

Merrill Commerce Center (Off-Site Utilities Infrastructure Construction - Mitigated) - San Bernardino-South Coast County, Annual

tblVehicleEF	MCY	6.5700e-004	5.8000e-004
tblVehicleEF	MCY	3.11	3.14
tblVehicleEF	MCY	1.24	1.27
tblVehicleEF	MCY	2.09	2.10
tblVehicleEF	MCY	2.66	2.66
tblVehicleEF	MCY	0.47	1.88
tblVehicleEF	MCY	2.00	1.76
tblVehicleEF	MCY	0.43	0.32
tblVehicleEF	MCY	0.15	0.24
tblVehicleEF	MCY	18.88	19.09
tblVehicleEF	MCY	9.60	8.48
tblVehicleEF	MCY	169.37	209.60
tblVehicleEF	MCY	45.59	60.13
tblVehicleEF	MCY	1.11	1.12
tblVehicleEF	MCY	1.9350e-003	1.8990e-003
tblVehicleEF	MCY	3.3460e-003	2.8290e-003
tblVehicleEF	MCY	1.8090e-003	1.7750e-003
tblVehicleEF	MCY	3.1480e-003	2.6600e-003
tblVehicleEF	MCY	1.69	1.70
tblVehicleEF	MCY	1.09	1.10
tblVehicleEF	MCY	0.70	0.70
tblVehicleEF	MCY	2.17	2.18
tblVehicleEF	MCY	0.53	2.16
tblVehicleEF	MCY	2.06	1.81
tblVehicleEF	MCY	2.0660e-003	2.0740e-003
tblVehicleEF	MCY	6.7300e-004	5.9500e-004
tblVehicleEF	MCY	1.69	1.70

Merrill Commerce Center (Off-Site Utilities Infrastructure Construction - Mitigated) - San Bernardino-South Coast County, Annual

tblVehicleEF	MCY	1.09	1.10
tblVehicleEF	MCY	0.70	0.70
tblVehicleEF	MCY	2.68	2.68
tblVehicleEF	MCY	0.53	2.16
tblVehicleEF	MCY	2.24	1.97
tblVehicleEF	MDV	0.01	4.3590e-003
tblVehicleEF	MDV	0.02	0.08
tblVehicleEF	MDV	1.13	0.93
tblVehicleEF	MDV	2.68	2.97
tblVehicleEF	MDV	455.56	385.79
tblVehicleEF	MDV	101.88	81.00
tblVehicleEF	MDV	0.14	0.09
tblVehicleEF	MDV	1.7950e-003	1.4890e-003
tblVehicleEF	MDV	2.4230e-003	1.8380e-003
tblVehicleEF	MDV	1.6540e-003	1.3740e-003
tblVehicleEF	MDV	2.2280e-003	1.6900e-003
tblVehicleEF	MDV	0.09	0.11
tblVehicleEF	MDV	0.19	0.16
tblVehicleEF	MDV	0.08	0.10
tblVehicleEF	MDV	0.03	0.02
tblVehicleEF	MDV	0.11	0.49
tblVehicleEF	MDV	0.20	0.37
tblVehicleEF	MDV	4.5620e-003	3.8140e-003
tblVehicleEF	MDV	1.0660e-003	8.0200e-004
tblVehicleEF	MDV	0.09	0.11
tblVehicleEF	MDV	0.19	0.16
tblVehicleEF	MDV	0.08	0.10

Merrill Commerce Center (Off-Site Utilities Infrastructure Construction - Mitigated) - San Bernardino-South Coast County, Annual

tblVehicleEF	MDV	0.04	0.03
tblVehicleEF	MDV	0.11	0.49
tblVehicleEF	MDV	0.22	0.41
tblVehicleEF	MDV	0.01	4.9900e-003
tblVehicleEF	MDV	0.01	0.07
tblVehicleEF	MDV	1.38	1.14
tblVehicleEF	MDV	2.22	2.45
tblVehicleEF	MDV	495.92	409.60
tblVehicleEF	MDV	101.88	79.98
tblVehicleEF	MDV	0.13	0.08
tblVehicleEF	MDV	1.7950e-003	1.4890e-003
tblVehicleEF	MDV	2.4230e-003	1.8380e-003
tblVehicleEF	MDV	1.6540e-003	1.3740e-003
tblVehicleEF	MDV	2.2280e-003	1.6900e-003
tblVehicleEF	MDV	0.19	0.22
tblVehicleEF	MDV	0.22	0.18
tblVehicleEF	MDV	0.17	0.20
tblVehicleEF	MDV	0.03	0.02
tblVehicleEF	MDV	0.11	0.49
tblVehicleEF	MDV	0.17	0.31
tblVehicleEF	MDV	4.9690e-003	4.0490e-003
tblVehicleEF	MDV	1.0570e-003	7.9200e-004
tblVehicleEF	MDV	0.19	0.22
tblVehicleEF	MDV	0.22	0.18
tblVehicleEF	MDV	0.17	0.20
tblVehicleEF	MDV	0.04	0.03
tblVehicleEF	MDV	0.11	0.49

Merrill Commerce Center (Off-Site Utilities Infrastructure Construction - Mitigated) - San Bernardino-South Coast County, Annual

tblVehicleEF	MDV	0.19	0.34
tblVehicleEF	MDV	0.01	4.2510e-003
tblVehicleEF	MDV	0.01	0.08
tblVehicleEF	MDV	1.07	0.88
tblVehicleEF	MDV	2.64	2.92
tblVehicleEF	MDV	446.15	380.15
tblVehicleEF	MDV	101.88	80.92
tblVehicleEF	MDV	0.13	0.08
tblVehicleEF	MDV	1.7950e-003	1.4890e-003
tblVehicleEF	MDV	2.4230e-003	1.8380e-003
tblVehicleEF	MDV	1.6540e-003	1.3740e-003
tblVehicleEF	MDV	2.2280e-003	1.6900e-003
tblVehicleEF	MDV	0.09	0.11
tblVehicleEF	MDV	0.21	0.17
tblVehicleEF	MDV	0.08	0.09
tblVehicleEF	MDV	0.03	0.02
tblVehicleEF	MDV	0.12	0.56
tblVehicleEF	MDV	0.20	0.37
tblVehicleEF	MDV	4.4680e-003	3.7580e-003
tblVehicleEF	MDV	1.0650e-003	8.0100e-004
tblVehicleEF	MDV	0.09	0.11
tblVehicleEF	MDV	0.21	0.17
tblVehicleEF	MDV	0.08	0.09
tblVehicleEF	MDV	0.04	0.03
tblVehicleEF	MDV	0.12	0.56
tblVehicleEF	MDV	0.22	0.41
tblVehicleEF	MH	0.03	3.6900e-003

Merrill Commerce Center (Off-Site Utilities Infrastructure Construction - Mitigated) - San Bernardino-South Coast County, Annual

tblVehicleEF	MH	0.02	0.00
tblVehicleEF	MH	2.16	0.34
tblVehicleEF	MH	5.58	0.00
tblVehicleEF	MH	1,051.62	939.00
tblVehicleEF	MH	58.77	0.00
tblVehicleEF	MH	1.36	4.26
tblVehicleEF	MH	0.01	0.02
tblVehicleEF	MH	0.03	0.13
tblVehicleEF	MH	1.0410e-003	0.00
tblVehicleEF	MH	3.2250e-003	4.0000e-003
tblVehicleEF	MH	0.03	0.12
tblVehicleEF	MH	9.5800e-004	0.00
tblVehicleEF	MH	1.28	0.00
tblVehicleEF	MH	0.08	0.00
tblVehicleEF	MH	0.45	0.00
tblVehicleEF	MH	0.08	0.08
tblVehicleEF	MH	0.03	0.00
tblVehicleEF	MH	0.32	0.00
tblVehicleEF	MH	0.01	8.8770e-003
tblVehicleEF	MH	6.8500e-004	0.00
tblVehicleEF	MH	1.28	0.00
tblVehicleEF	MH	0.08	0.00
tblVehicleEF	MH	0.45	0.00
tblVehicleEF	MH	0.11	0.09
tblVehicleEF	MH	0.03	0.00
tblVehicleEF	MH	0.35	0.00
tblVehicleEF	MH	0.03	3.6900e-003

Merrill Commerce Center (Off-Site Utilities Infrastructure Construction - Mitigated) - San Bernardino-South Coast County, Annual

tblVehicleEF	MH	0.02	0.00
tblVehicleEF	MH	2.24	0.34
tblVehicleEF	MH	5.08	0.00
tblVehicleEF	MH	1,051.62	939.00
tblVehicleEF	MH	58.77	0.00
tblVehicleEF	MH	1.24	4.00
tblVehicleEF	MH	0.01	0.02
tblVehicleEF	MH	0.03	0.13
tblVehicleEF	MH	1.0410e-003	0.00
tblVehicleEF	MH	3.2250e-003	4.0000e-003
tblVehicleEF	MH	0.03	0.12
tblVehicleEF	MH	9.5800e-004	0.00
tblVehicleEF	MH	2.51	0.00
tblVehicleEF	MH	0.09	0.00
tblVehicleEF	MH	1.05	0.00
tblVehicleEF	MH	0.08	0.08
tblVehicleEF	MH	0.03	0.00
tblVehicleEF	MH	0.30	0.00
tblVehicleEF	MH	0.01	8.8770e-003
tblVehicleEF	MH	6.7600e-004	0.00
tblVehicleEF	MH	2.51	0.00
tblVehicleEF	MH	0.09	0.00
tblVehicleEF	MH	1.05	0.00
tblVehicleEF	MH	0.12	0.09
tblVehicleEF	MH	0.03	0.00
tblVehicleEF	MH	0.33	0.00
tblVehicleEF	MH	0.03	3.6900e-003

Merrill Commerce Center (Off-Site Utilities Infrastructure Construction - Mitigated) - San Bernardino-South Coast County, Annual

tblVehicleEF	MH	0.02	0.00
tblVehicleEF	MH	2.17	0.34
tblVehicleEF	MH	5.52	0.00
tblVehicleEF	MH	1,051.62	939.00
tblVehicleEF	MH	58.77	0.00
tblVehicleEF	MH	1.33	4.19
tblVehicleEF	MH	0.01	0.02
tblVehicleEF	MH	0.03	0.13
tblVehicleEF	MH	1.0410e-003	0.00
tblVehicleEF	MH	3.2250e-003	4.0000e-003
tblVehicleEF	MH	0.03	0.12
tblVehicleEF	MH	9.5800e-004	0.00
tblVehicleEF	MH	1.50	0.00
tblVehicleEF	MH	0.10	0.00
tblVehicleEF	MH	0.46	0.00
tblVehicleEF	MH	0.08	0.08
tblVehicleEF	MH	0.03	0.00
tblVehicleEF	MH	0.32	0.00
tblVehicleEF	MH	0.01	8.8770e-003
tblVehicleEF	MH	6.8400e-004	0.00
tblVehicleEF	MH	1.50	0.00
tblVehicleEF	MH	0.10	0.00
tblVehicleEF	MH	0.46	0.00
tblVehicleEF	MH	0.11	0.09
tblVehicleEF	MH	0.03	0.00
tblVehicleEF	MH	0.35	0.00
tblVehicleEF	MHD	0.02	3.0880e-003

Merrill Commerce Center (Off-Site Utilities Infrastructure Construction - Mitigated) - San Bernardino-South Coast County, Annual

tblVehicleEF	MHD	2.6000e-003	1.2060e-003
tblVehicleEF	MHD	0.04	7.8410e-003
tblVehicleEF	MHD	0.30	0.34
tblVehicleEF	MHD	0.23	0.16
tblVehicleEF	MHD	4.34	0.86
tblVehicleEF	MHD	155.87	64.48
tblVehicleEF	MHD	1,101.40	956.24
tblVehicleEF	MHD	50.42	7.77
tblVehicleEF	MHD	0.42	0.35
tblVehicleEF	MHD	0.64	1.01
tblVehicleEF	MHD	1.0400e-004	2.8300e-004
tblVehicleEF	MHD	2.7700e-003	7.5800e-003
tblVehicleEF	MHD	6.8900e-004	9.0000e-005
tblVehicleEF	MHD	9.9000e-005	2.7100e-004
tblVehicleEF	MHD	2.6470e-003	7.2480e-003
tblVehicleEF	MHD	6.3400e-004	8.3000e-005
tblVehicleEF	MHD	1.0590e-003	4.8600e-004
tblVehicleEF	MHD	0.04	0.02
tblVehicleEF	MHD	0.02	0.02
tblVehicleEF	MHD	5.6000e-004	2.5600e-004
tblVehicleEF	MHD	0.03	0.01
tblVehicleEF	MHD	0.01	0.09
tblVehicleEF	MHD	0.27	0.04
tblVehicleEF	MHD	1.4970e-003	6.1200e-004
tblVehicleEF	MHD	0.01	9.1120e-003
tblVehicleEF	MHD	5.8000e-004	7.7000e-005
tblVehicleEF	MHD	1.0590e-003	4.8600e-004

Merrill Commerce Center (Off-Site Utilities Infrastructure Construction - Mitigated) - San Bernardino-South Coast County, Annual

tblVehicleEF	MHD	0.04	0.02
tblVehicleEF	MHD	0.03	0.02
tblVehicleEF	MHD	5.6000e-004	2.5600e-004
tblVehicleEF	MHD	0.03	0.01
tblVehicleEF	MHD	0.01	0.09
tblVehicleEF	MHD	0.29	0.04
tblVehicleEF	MHD	0.01	2.9410e-003
tblVehicleEF	MHD	2.6390e-003	1.2330e-003
tblVehicleEF	MHD	0.04	7.4810e-003
tblVehicleEF	MHD	0.22	0.29
tblVehicleEF	MHD	0.23	0.17
tblVehicleEF	MHD	4.06	0.80
tblVehicleEF	MHD	165.10	64.29
tblVehicleEF	MHD	1,101.40	956.24
tblVehicleEF	MHD	50.42	7.68
tblVehicleEF	MHD	0.44	0.34
tblVehicleEF	MHD	0.60	0.95
tblVehicleEF	MHD	8.7000e-005	2.4200e-004
tblVehicleEF	MHD	2.7700e-003	7.5800e-003
tblVehicleEF	MHD	6.8900e-004	9.0000e-005
tblVehicleEF	MHD	8.4000e-005	2.3100e-004
tblVehicleEF	MHD	2.6470e-003	7.2480e-003
tblVehicleEF	MHD	6.3400e-004	8.3000e-005
tblVehicleEF	MHD	2.0770e-003	9.5400e-004
tblVehicleEF	MHD	0.04	0.02
tblVehicleEF	MHD	0.02	0.02
tblVehicleEF	MHD	1.2630e-003	5.7800e-004

Merrill Commerce Center (Off-Site Utilities Infrastructure Construction - Mitigated) - San Bernardino-South Coast County, Annual

tblVehicleEF	MHD	0.03	0.01
tblVehicleEF	MHD	0.01	0.09
tblVehicleEF	MHD	0.25	0.04
tblVehicleEF	MHD	1.5840e-003	6.1000e-004
tblVehicleEF	MHD	0.01	9.1120e-003
tblVehicleEF	MHD	5.7500e-004	7.6000e-005
tblVehicleEF	MHD	2.0770e-003	9.5400e-004
tblVehicleEF	MHD	0.04	0.02
tblVehicleEF	MHD	0.03	0.02
tblVehicleEF	MHD	1.2630e-003	5.7800e-004
tblVehicleEF	MHD	0.03	0.01
tblVehicleEF	MHD	0.01	0.09
tblVehicleEF	MHD	0.28	0.04
tblVehicleEF	MHD	0.02	3.3060e-003
tblVehicleEF	MHD	2.6040e-003	1.2080e-003
tblVehicleEF	MHD	0.04	7.7490e-003
tblVehicleEF	MHD	0.41	0.40
tblVehicleEF	MHD	0.23	0.16
tblVehicleEF	MHD	4.27	0.85
tblVehicleEF	MHD	143.11	64.74
tblVehicleEF	MHD	1,101.40	956.24
tblVehicleEF	MHD	50.42	7.75
tblVehicleEF	MHD	0.40	0.37
tblVehicleEF	MHD	0.63	0.99
tblVehicleEF	MHD	1.2600e-004	3.4100e-004
tblVehicleEF	MHD	2.7700e-003	7.5800e-003
tblVehicleEF	MHD	6.8900e-004	9.0000e-005

Merrill Commerce Center (Off-Site Utilities Infrastructure Construction - Mitigated) - San Bernardino-South Coast County, Annual

tblVehicleEF	MHD	1.2100e-004	3.2600e-004
tblVehicleEF	MHD	2.6470e-003	7.2480e-003
tblVehicleEF	MHD	6.3400e-004	8.3000e-005
tblVehicleEF	MHD	1.1160e-003	5.1400e-004
tblVehicleEF	MHD	0.04	0.02
tblVehicleEF	MHD	0.02	0.02
tblVehicleEF	MHD	5.4700e-004	2.5000e-004
tblVehicleEF	MHD	0.03	0.01
tblVehicleEF	MHD	0.02	0.10
tblVehicleEF	MHD	0.26	0.04
tblVehicleEF	MHD	1.3770e-003	6.1400e-004
tblVehicleEF	MHD	0.01	9.1120e-003
tblVehicleEF	MHD	5.7900e-004	7.7000e-005
tblVehicleEF	MHD	1.1160e-003	5.1400e-004
tblVehicleEF	MHD	0.04	0.02
tblVehicleEF	MHD	0.03	0.02
tblVehicleEF	MHD	5.4700e-004	2.5000e-004
tblVehicleEF	MHD	0.03	0.01
tblVehicleEF	MHD	0.02	0.10
tblVehicleEF	MHD	0.29	0.04
tblVehicleEF	OBUS	0.01	9.0290e-003
tblVehicleEF	OBUS	7.2410e-003	6.3900e-003
tblVehicleEF	OBUS	0.03	0.02
tblVehicleEF	OBUS	0.24	0.50
tblVehicleEF	OBUS	0.47	0.76
tblVehicleEF	OBUS	5.59	2.60
tblVehicleEF	OBUS	65.08	64.96

Merrill Commerce Center (Off-Site Utilities Infrastructure Construction - Mitigated) - San Bernardino-South Coast County, Annual

tblVehicleEF	OBUS	1,122.26	1,426.10
tblVehicleEF	OBUS	70.20	21.19
tblVehicleEF	OBUS	0.12	0.23
tblVehicleEF	OBUS	0.45	0.90
tblVehicleEF	OBUS	1.1000e-005	7.7000e-005
tblVehicleEF	OBUS	1.9630e-003	6.3040e-003
tblVehicleEF	OBUS	9.4500e-004	2.3600e-004
tblVehicleEF	OBUS	1.1000e-005	7.4000e-005
tblVehicleEF	OBUS	1.8550e-003	6.0110e-003
tblVehicleEF	OBUS	8.6900e-004	2.1700e-004
tblVehicleEF	OBUS	1.9890e-003	2.7750e-003
tblVehicleEF	OBUS	0.02	0.03
tblVehicleEF	OBUS	0.03	0.05
tblVehicleEF	OBUS	8.6300e-004	1.1530e-003
tblVehicleEF	OBUS	0.03	0.03
tblVehicleEF	OBUS	0.05	0.32
tblVehicleEF	OBUS	0.34	0.12
tblVehicleEF	OBUS	6.3300e-004	6.2000e-004
tblVehicleEF	OBUS	0.01	0.01
tblVehicleEF	OBUS	8.0000e-004	2.1000e-004
tblVehicleEF	OBUS	1.9890e-003	2.7750e-003
tblVehicleEF	OBUS	0.02	0.03
tblVehicleEF	OBUS	0.04	0.06
tblVehicleEF	OBUS	8.6300e-004	1.1530e-003
tblVehicleEF	OBUS	0.04	0.05
tblVehicleEF	OBUS	0.05	0.32
tblVehicleEF	OBUS	0.38	0.14

Merrill Commerce Center (Off-Site Utilities Infrastructure Construction - Mitigated) - San Bernardino-South Coast County, Annual

tblVehicleEF	OBUS	0.01	9.1020e-003
tblVehicleEF	OBUS	7.4380e-003	6.5800e-003
tblVehicleEF	OBUS	0.03	0.02
tblVehicleEF	OBUS	0.24	0.49
tblVehicleEF	OBUS	0.49	0.79
tblVehicleEF	OBUS	5.12	2.38
tblVehicleEF	OBUS	67.92	64.29
tblVehicleEF	OBUS	1,122.26	1,426.14
tblVehicleEF	OBUS	70.20	20.83
tblVehicleEF	OBUS	0.13	0.22
tblVehicleEF	OBUS	0.41	0.82
tblVehicleEF	OBUS	9.0000e-006	6.8000e-005
tblVehicleEF	OBUS	1.9630e-003	6.3040e-003
tblVehicleEF	OBUS	9.4500e-004	2.3600e-004
tblVehicleEF	OBUS	9.0000e-006	6.5000e-005
tblVehicleEF	OBUS	1.8550e-003	6.0110e-003
tblVehicleEF	OBUS	8.6900e-004	2.1700e-004
tblVehicleEF	OBUS	3.8500e-003	5.3940e-003
tblVehicleEF	OBUS	0.02	0.03
tblVehicleEF	OBUS	0.03	0.05
tblVehicleEF	OBUS	1.9610e-003	2.6310e-003
tblVehicleEF	OBUS	0.03	0.03
tblVehicleEF	OBUS	0.05	0.32
tblVehicleEF	OBUS	0.32	0.12
tblVehicleEF	OBUS	6.6000e-004	6.1400e-004
tblVehicleEF	OBUS	0.01	0.01
tblVehicleEF	OBUS	7.9200e-004	2.0600e-004

Merrill Commerce Center (Off-Site Utilities Infrastructure Construction - Mitigated) - San Bernardino-South Coast County, Annual

tblVehicleEF	OBUS	3.8500e-003	5.3940e-003
tblVehicleEF	OBUS	0.02	0.03
tblVehicleEF	OBUS	0.04	0.06
tblVehicleEF	OBUS	1.9610e-003	2.6310e-003
tblVehicleEF	OBUS	0.04	0.05
tblVehicleEF	OBUS	0.05	0.32
tblVehicleEF	OBUS	0.36	0.13
tblVehicleEF	OBUS	0.01	8.9680e-003
tblVehicleEF	OBUS	7.2610e-003	6.4110e-003
tblVehicleEF	OBUS	0.03	0.02
tblVehicleEF	OBUS	0.25	0.50
tblVehicleEF	OBUS	0.48	0.77
tblVehicleEF	OBUS	5.55	2.58
tblVehicleEF	OBUS	61.15	65.88
tblVehicleEF	OBUS	1,122.26	1,426.10
tblVehicleEF	OBUS	70.20	21.16
tblVehicleEF	OBUS	0.12	0.25
tblVehicleEF	OBUS	0.44	0.88
tblVehicleEF	OBUS	1.4000e-005	8.9000e-005
tblVehicleEF	OBUS	1.9630e-003	6.3040e-003
tblVehicleEF	OBUS	9.4500e-004	2.3600e-004
tblVehicleEF	OBUS	1.3000e-005	8.5000e-005
tblVehicleEF	OBUS	1.8550e-003	6.0110e-003
tblVehicleEF	OBUS	8.6900e-004	2.1700e-004
tblVehicleEF	OBUS	2.0720e-003	2.9560e-003
tblVehicleEF	OBUS	0.02	0.03
tblVehicleEF	OBUS	0.03	0.05

Merrill Commerce Center (Off-Site Utilities Infrastructure Construction - Mitigated) - San Bernardino-South Coast County, Annual

tblVehicleEF	OBUS	8.6200e-004	1.1590e-003
tblVehicleEF	OBUS	0.03	0.03
tblVehicleEF	OBUS	0.05	0.34
tblVehicleEF	OBUS	0.34	0.12
tblVehicleEF	OBUS	5.9600e-004	6.2900e-004
tblVehicleEF	OBUS	0.01	0.01
tblVehicleEF	OBUS	7.9900e-004	2.0900e-004
tblVehicleEF	OBUS	2.0720e-003	2.9560e-003
tblVehicleEF	OBUS	0.02	0.03
tblVehicleEF	OBUS	0.04	0.06
tblVehicleEF	OBUS	8.6200e-004	1.1590e-003
tblVehicleEF	OBUS	0.04	0.05
tblVehicleEF	OBUS	0.05	0.34
tblVehicleEF	OBUS	0.38	0.14
tblVehicleEF	SBUS	0.83	0.04
tblVehicleEF	SBUS	9.2120e-003	5.9790e-003
tblVehicleEF	SBUS	0.06	4.3250e-003
tblVehicleEF	SBUS	5.90	2.05
tblVehicleEF	SBUS	0.56	0.51
tblVehicleEF	SBUS	5.13	0.57
tblVehicleEF	SBUS	1,231.15	333.61
tblVehicleEF	SBUS	1,120.79	1,098.25
tblVehicleEF	SBUS	39.22	3.39
tblVehicleEF	SBUS	10.14	3.15
tblVehicleEF	SBUS	3.99	4.52
tblVehicleEF	SBUS	9.1600e-003	3.2820e-003
tblVehicleEF	SBUS	0.01	0.01

Merrill Commerce Center (Off-Site Utilities Infrastructure Construction - Mitigated) - San Bernardino-South Coast County, Annual

tblVehicleEF	SBUS	0.02	0.03
tblVehicleEF	SBUS	5.6800e-004	3.3000e-005
tblVehicleEF	SBUS	8.7640e-003	3.1400e-003
tblVehicleEF	SBUS	2.7400e-003	2.7500e-003
tblVehicleEF	SBUS	0.02	0.02
tblVehicleEF	SBUS	5.2200e-004	3.0000e-005
tblVehicleEF	SBUS	2.9390e-003	7.2900e-004
tblVehicleEF	SBUS	0.02	5.5220e-003
tblVehicleEF	SBUS	0.70	0.21
tblVehicleEF	SBUS	1.3780e-003	3.6500e-004
tblVehicleEF	SBUS	0.10	0.09
tblVehicleEF	SBUS	9.1030e-003	0.03
tblVehicleEF	SBUS	0.27	0.02
tblVehicleEF	SBUS	0.01	3.1720e-003
tblVehicleEF	SBUS	0.01	0.01
tblVehicleEF	SBUS	4.8100e-004	3.4000e-005
tblVehicleEF	SBUS	2.9390e-003	7.2900e-004
tblVehicleEF	SBUS	0.02	5.5220e-003
tblVehicleEF	SBUS	1.00	0.30
tblVehicleEF	SBUS	1.3780e-003	3.6500e-004
tblVehicleEF	SBUS	0.12	0.10
tblVehicleEF	SBUS	9.1030e-003	0.03
tblVehicleEF	SBUS	0.29	0.03
tblVehicleEF	SBUS	0.83	0.05
tblVehicleEF	SBUS	9.3730e-003	6.0530e-003
tblVehicleEF	SBUS	0.05	3.5770e-003
tblVehicleEF	SBUS	5.77	2.01

Merrill Commerce Center (Off-Site Utilities Infrastructure Construction - Mitigated) - San Bernardino-South Coast County, Annual

tblVehicleEF	SBUS	0.57	0.52
tblVehicleEF	SBUS	3.51	0.40
tblVehicleEF	SBUS	1,292.80	340.36
tblVehicleEF	SBUS	1,120.79	1,098.26
tblVehicleEF	SBUS	39.22	3.11
tblVehicleEF	SBUS	10.46	3.21
tblVehicleEF	SBUS	3.74	4.23
tblVehicleEF	SBUS	7.7220e-003	2.7750e-003
tblVehicleEF	SBUS	0.01	0.01
tblVehicleEF	SBUS	0.02	0.03
tblVehicleEF	SBUS	5.6800e-004	3.3000e-005
tblVehicleEF	SBUS	7.3880e-003	2.6550e-003
tblVehicleEF	SBUS	2.7400e-003	2.7500e-003
tblVehicleEF	SBUS	0.02	0.02
tblVehicleEF	SBUS	5.2200e-004	3.0000e-005
tblVehicleEF	SBUS	5.5960e-003	1.3160e-003
tblVehicleEF	SBUS	0.02	5.7640e-003
tblVehicleEF	SBUS	0.70	0.21
tblVehicleEF	SBUS	2.9710e-003	7.0300e-004
tblVehicleEF	SBUS	0.10	0.09
tblVehicleEF	SBUS	8.3110e-003	0.03
tblVehicleEF	SBUS	0.22	0.02
tblVehicleEF	SBUS	0.01	3.2360e-003
tblVehicleEF	SBUS	0.01	0.01
tblVehicleEF	SBUS	4.5400e-004	3.1000e-005
tblVehicleEF	SBUS	5.5960e-003	1.3160e-003
tblVehicleEF	SBUS	0.02	5.7640e-003

Merrill Commerce Center (Off-Site Utilities Infrastructure Construction - Mitigated) - San Bernardino-South Coast County, Annual

tblVehicleEF	SBUS	1.00	0.30
tblVehicleEF	SBUS	2.9710e-003	7.0300e-004
tblVehicleEF	SBUS	0.12	0.10
tblVehicleEF	SBUS	8.3110e-003	0.03
tblVehicleEF	SBUS	0.24	0.02
tblVehicleEF	SBUS	0.83	0.04
tblVehicleEF	SBUS	9.2160e-003	5.9750e-003
tblVehicleEF	SBUS	0.06	4.4250e-003
tblVehicleEF	SBUS	6.08	2.09
tblVehicleEF	SBUS	0.56	0.51
tblVehicleEF	SBUS	5.17	0.59
tblVehicleEF	SBUS	1,146.01	324.30
tblVehicleEF	SBUS	1,120.79	1,098.25
tblVehicleEF	SBUS	39.22	3.42
tblVehicleEF	SBUS	9.69	3.08
tblVehicleEF	SBUS	3.93	4.45
tblVehicleEF	SBUS	0.01	3.9810e-003
tblVehicleEF	SBUS	0.01	0.01
tblVehicleEF	SBUS	0.02	0.03
tblVehicleEF	SBUS	5.6800e-004	3.3000e-005
tblVehicleEF	SBUS	0.01	3.8090e-003
tblVehicleEF	SBUS	2.7400e-003	2.7500e-003
tblVehicleEF	SBUS	0.02	0.02
tblVehicleEF	SBUS	5.2200e-004	3.0000e-005
tblVehicleEF	SBUS	2.8670e-003	6.8400e-004
tblVehicleEF	SBUS	0.02	5.6560e-003
tblVehicleEF	SBUS	0.70	0.21

Merrill Commerce Center (Off-Site Utilities Infrastructure Construction - Mitigated) - San Bernardino-South Coast County, Annual

tblVehicleEF	SBUS	1.3540e-003	3.6500e-004
tblVehicleEF	SBUS	0.10	0.09
tblVehicleEF	SBUS	0.01	0.04
tblVehicleEF	SBUS	0.27	0.03
tblVehicleEF	SBUS	0.01	3.0840e-003
tblVehicleEF	SBUS	0.01	0.01
tblVehicleEF	SBUS	4.8200e-004	3.4000e-005
tblVehicleEF	SBUS	2.8670e-003	6.8400e-004
tblVehicleEF	SBUS	0.02	5.6560e-003
tblVehicleEF	SBUS	1.01	0.30
tblVehicleEF	SBUS	1.3540e-003	3.6500e-004
tblVehicleEF	SBUS	0.12	0.10
tblVehicleEF	SBUS	0.01	0.04
tblVehicleEF	SBUS	0.30	0.03
tblVehicleEF	UBUS	1.62	4.21
tblVehicleEF	UBUS	0.08	0.02
tblVehicleEF	UBUS	8.33	32.79
tblVehicleEF	UBUS	13.39	1.42
tblVehicleEF	UBUS	1,818.42	1,717.93
tblVehicleEF	UBUS	138.62	16.41
tblVehicleEF	UBUS	4.85	0.36
tblVehicleEF	UBUS	0.51	0.08
tblVehicleEF	UBUS	0.01	0.03
tblVehicleEF	UBUS	0.05	2.7160e-003
tblVehicleEF	UBUS	1.4450e-003	2.1400e-004
tblVehicleEF	UBUS	0.22	0.03
tblVehicleEF	UBUS	3.0000e-003	6.3130e-003

Merrill Commerce Center (Off-Site Utilities Infrastructure Construction - Mitigated) - San Bernardino-South Coast County, Annual

tblVehicleEF	UBUS	0.05	2.5810e-003
tblVehicleEF	UBUS	1.3280e-003	1.9700e-004
tblVehicleEF	UBUS	7.4710e-003	1.3640e-003
tblVehicleEF	UBUS	0.10	6.9600e-003
tblVehicleEF	UBUS	3.6930e-003	5.6300e-004
tblVehicleEF	UBUS	0.49	0.06
tblVehicleEF	UBUS	0.02	0.03
tblVehicleEF	UBUS	1.10	0.06
tblVehicleEF	UBUS	9.7450e-003	3.7420e-003
tblVehicleEF	UBUS	1.6300e-003	1.6200e-004
tblVehicleEF	UBUS	7.4710e-003	1.3640e-003
tblVehicleEF	UBUS	0.10	6.9600e-003
tblVehicleEF	UBUS	3.6930e-003	5.6300e-004
tblVehicleEF	UBUS	2.17	4.30
tblVehicleEF	UBUS	0.02	0.03
tblVehicleEF	UBUS	1.20	0.07
tblVehicleEF	UBUS	1.63	4.21
tblVehicleEF	UBUS	0.07	0.01
tblVehicleEF	UBUS	8.41	32.79
tblVehicleEF	UBUS	11.00	1.16
tblVehicleEF	UBUS	1,818.42	1,717.93
tblVehicleEF	UBUS	138.62	15.99
tblVehicleEF	UBUS	4.50	0.35
tblVehicleEF	UBUS	0.51	0.08
tblVehicleEF	UBUS	0.01	0.03
tblVehicleEF	UBUS	0.05	2.7160e-003
tblVehicleEF	UBUS	1.4450e-003	2.1400e-004

Merrill Commerce Center (Off-Site Utilities Infrastructure Construction - Mitigated) - San Bernardino-South Coast County, Annual

tblVehicleEF	UBUS	0.22	0.03
tblVehicleEF	UBUS	3.0000e-003	6.3130e-003
tblVehicleEF	UBUS	0.05	2.5810e-003
tblVehicleEF	UBUS	1.3280e-003	1.9700e-004
tblVehicleEF	UBUS	0.01	2.6290e-003
tblVehicleEF	UBUS	0.13	9.1640e-003
tblVehicleEF	UBUS	8.6540e-003	1.3450e-003
tblVehicleEF	UBUS	0.50	0.06
tblVehicleEF	UBUS	0.02	0.02
tblVehicleEF	UBUS	0.98	0.06
tblVehicleEF	UBUS	9.7470e-003	3.7420e-003
tblVehicleEF	UBUS	1.5890e-003	1.5800e-004
tblVehicleEF	UBUS	0.01	2.6290e-003
tblVehicleEF	UBUS	0.13	9.1640e-003
tblVehicleEF	UBUS	8.6540e-003	1.3450e-003
tblVehicleEF	UBUS	2.18	4.30
tblVehicleEF	UBUS	0.02	0.02
tblVehicleEF	UBUS	1.07	0.06
tblVehicleEF	UBUS	1.62	4.21
tblVehicleEF	UBUS	0.08	0.02
tblVehicleEF	UBUS	8.34	32.79
tblVehicleEF	UBUS	12.95	1.38
tblVehicleEF	UBUS	1,818.42	1,717.93
tblVehicleEF	UBUS	138.62	16.36
tblVehicleEF	UBUS	4.76	0.36
tblVehicleEF	UBUS	0.51	0.08
tblVehicleEF	UBUS	0.01	0.03

Merrill Commerce Center (Off-Site Utilities Infrastructure Construction - Mitigated) - San Bernardino-South Coast County, Annual

tblVehicleEF	UBUS	0.05	2.7160e-003
tblVehicleEF	UBUS	1.4450e-003	2.1400e-004
tblVehicleEF	UBUS	0.22	0.03
tblVehicleEF	UBUS	3.0000e-003	6.3130e-003
tblVehicleEF	UBUS	0.05	2.5810e-003
tblVehicleEF	UBUS	1.3280e-003	1.9700e-004
tblVehicleEF	UBUS	8.4070e-003	1.4850e-003
tblVehicleEF	UBUS	0.13	8.1120e-003
tblVehicleEF	UBUS	3.8160e-003	5.5900e-004
tblVehicleEF	UBUS	0.49	0.06
tblVehicleEF	UBUS	0.03	0.03
tblVehicleEF	UBUS	1.08	0.06
tblVehicleEF	UBUS	9.7460e-003	3.7420e-003
tblVehicleEF	UBUS	1.6230e-003	1.6200e-004
tblVehicleEF	UBUS	8.4070e-003	1.4850e-003
tblVehicleEF	UBUS	0.13	8.1120e-003
tblVehicleEF	UBUS	3.8160e-003	5.5900e-004
tblVehicleEF	UBUS	2.17	4.30
tblVehicleEF	UBUS	0.03	0.03
tblVehicleEF	UBUS	1.18	0.07
tblVehicleTrips	CC_TL	8.40	0.00
tblVehicleTrips	CC_TTP	28.00	0.00
tblVehicleTrips	CNW_TL	6.90	0.00
tblVehicleTrips	CNW_TTP	13.00	0.00
tblVehicleTrips	CW_TL	16.60	0.00
tblVehicleTrips	CW_TTP	59.00	0.00
tblVehicleTrips	DV_TP	5.00	0.00

Merrill Commerce Center (Off-Site Utilities Infrastructure Construction - Mitigated) - San Bernardino-South Coast County, Annual

tblVehicleTrips	PB_TP	3.00	0.00
tblVehicleTrips	PR_TP	92.00	0.00
tblVehicleTrips	ST_TR	1.32	0.00
tblVehicleTrips	SU_TR	0.68	0.00
tblVehicleTrips	WD_TR	6.97	0.00
tblWater	IndoorWaterUseRate	1,141,299,687.50	0.00

2.0 Emissions Summary

Merrill Commerce Center (Off-Site Utilities Infrastructure Construction - Mitigated) - San Bernardino-South Coast County, Annual

2.1 Overall Construction**Unmitigated Construction**

	ROG	NOx	CO	SO2	Fugitive PM10	Exhaust PM10	PM10 Total	Fugitive PM2.5	Exhaust PM2.5	PM2.5 Total	Bio- CO2	NBio- CO2	Total CO2	CH4	N2O	CO2e
Year	tons/yr										MT/yr					
2023	0.6108	5.4058	5.7174	0.0125	1.0334	0.2357	1.2692	0.4664	0.2204	0.6868	0.0000	1,091.078 6	1,091.078 6	0.2933	0.0000	1,098.411 4
2024	0.2370	2.0498	2.3008	5.0400e-003	0.5327	0.0873	0.6200	0.2008	0.0815	0.2823	0.0000	440.1800	440.1800	0.1182	0.0000	443.1342
Maximum	0.6108	5.4058	5.7174	0.0125	1.0334	0.2357	1.2692	0.4664	0.2204	0.6868	0.0000	1,091.078 6	1,091.078 6	0.2933	0.0000	1,098.411 4

Mitigated Construction

	ROG	NOx	CO	SO2	Fugitive PM10	Exhaust PM10	PM10 Total	Fugitive PM2.5	Exhaust PM2.5	PM2.5 Total	Bio- CO2	NBio- CO2	Total CO2	CH4	N2O	CO2e
Year	tons/yr										MT/yr					
2023	0.1660	0.7491	7.2061	0.0125	0.4378	0.0193	0.4571	0.1911	0.0193	0.2104	0.0000	1,091.077 4	1,091.077 4	0.2933	0.0000	1,098.410 1
2024	0.0666	0.3020	2.9058	5.0400e-003	0.2218	7.8000e-003	0.2296	0.0820	7.7900e-003	0.0898	0.0000	440.1795	440.1795	0.1182	0.0000	443.1337
Maximum	0.1660	0.7491	7.2061	0.0125	0.4378	0.0193	0.4571	0.1911	0.0193	0.2104	0.0000	1,091.077 4	1,091.077 4	0.2933	0.0000	1,098.410 1

	ROG	NOx	CO	SO2	Fugitive PM10	Exhaust PM10	PM10 Total	Fugitive PM2.5	Exhaust PM2.5	PM2.5 Total	Bio- CO2	NBio-CO2	Total CO2	CH4	N2O	CO2e
Percent Reduction	72.56	85.90	-26.11	0.00	57.88	91.61	63.65	59.06	91.03	69.02	0.00	0.00	0.00	0.00	0.00	0.00

Merrill Commerce Center (Off-Site Utilities Infrastructure Construction - Mitigated) - San Bernardino-South Coast County, Annual

Quarter	Start Date	End Date	Maximum Unmitigated ROG + NOX (tons/quarter)	Maximum Mitigated ROG + NOX (tons/quarter)
1	1-2-2023	4-1-2023	1.4880	0.2267
2	4-2-2023	7-1-2023	1.5043	0.2290
3	7-2-2023	10-1-2023	1.5209	0.2315
4	10-2-2023	1-1-2024	1.5201	0.2317
5	1-2-2024	4-1-2024	1.4160	0.2285
6	4-2-2024	7-1-2024	0.8246	0.1330
		Highest	1.5209	0.2317

2.2 Overall Operational

Unmitigated Operational

	ROG	NOx	CO	SO2	Fugitive PM10	Exhaust PM10	PM10 Total	Fugitive PM2.5	Exhaust PM2.5	PM2.5 Total	Bio- CO2	NBio- CO2	Total CO2	CH4	N2O	CO2e
Category	tons/yr										MT/yr					
Area	20.1272	5.7000e-004	0.0629	0.0000		2.2000e-004	2.2000e-004		2.2000e-004	2.2000e-004	0.0000	0.1225	0.1225	3.2000e-004	0.0000	0.1305
Energy	0.0000	0.0000	0.0000	0.0000		0.0000	0.0000		0.0000	0.0000	0.0000	0.0000	0.0000	0.0000	0.0000	0.0000
Mobile	0.0000	0.0000	0.0000	0.0000	0.0000	0.0000	0.0000	0.0000	0.0000	0.0000	0.0000	0.0000	0.0000	0.0000	0.0000	0.0000
Waste						0.0000	0.0000		0.0000	0.0000	0.0000	0.0000	0.0000	0.0000	0.0000	0.0000
Water						0.0000	0.0000		0.0000	0.0000	0.0000	0.0000	0.0000	0.0000	0.0000	0.0000
Total	20.1272	5.7000e-004	0.0629	0.0000	0.0000	2.2000e-004	2.2000e-004	0.0000	2.2000e-004	2.2000e-004	0.0000	0.1225	0.1225	3.2000e-004	0.0000	0.1305

Merrill Commerce Center (Off-Site Utilities Infrastructure Construction - Mitigated) - San Bernardino-South Coast County, Annual

2.2 Overall Operational**Mitigated Operational**

	ROG	NOx	CO	SO2	Fugitive PM10	Exhaust PM10	PM10 Total	Fugitive PM2.5	Exhaust PM2.5	PM2.5 Total	Bio- CO2	NBio- CO2	Total CO2	CH4	N2O	CO2e
Category	tons/yr										MT/yr					
Area	20.1272	5.7000e-004	0.0629	0.0000		2.2000e-004	2.2000e-004		2.2000e-004	2.2000e-004	0.0000	0.1225	0.1225	3.2000e-004	0.0000	0.1305
Energy	0.0000	0.0000	0.0000	0.0000		0.0000	0.0000		0.0000	0.0000	0.0000	0.0000	0.0000	0.0000	0.0000	0.0000
Mobile	0.0000	0.0000	0.0000	0.0000	0.0000	0.0000	0.0000	0.0000	0.0000	0.0000	0.0000	0.0000	0.0000	0.0000	0.0000	0.0000
Waste						0.0000	0.0000		0.0000	0.0000	0.0000	0.0000	0.0000	0.0000	0.0000	0.0000
Water						0.0000	0.0000		0.0000	0.0000	0.0000	0.0000	0.0000	0.0000	0.0000	0.0000
Total	20.1272	5.7000e-004	0.0629	0.0000	0.0000	2.2000e-004	2.2000e-004	0.0000	2.2000e-004	2.2000e-004	0.0000	0.1225	0.1225	3.2000e-004	0.0000	0.1305

	ROG	NOx	CO	SO2	Fugitive PM10	Exhaust PM10	PM10 Total	Fugitive PM2.5	Exhaust PM2.5	PM2.5 Total	Bio- CO2	NBio-CO2	Total CO2	CH4	N2O	CO2e
Percent Reduction	0.00	0.00	0.00	0.00	0.00	0.00	0.00	0.00	0.00	0.00	0.00	0.00	0.00	0.00	0.00	0.00

3.0 Construction Detail**Construction Phase**

Phase Number	Phase Name	Phase Type	Start Date	End Date	Num Days Week	Num Days	Phase Description
1	Grading	Grading	1/2/2023	5/24/2024	5	365	

Acres of Grading (Site Preparation Phase): 0

Merrill Commerce Center (Off-Site Utilities Infrastructure Construction - Mitigated) - San Bernardino-South Coast County, Annual

Acres of Grading (Grading Phase): 365**Acres of Paving: 0****Residential Indoor: 0; Residential Outdoor: 0; Non-Residential Indoor: 0; Non-Residential Outdoor: 0; Striped Parking Area: 0 (Architectural Coating – sqft)****OffRoad Equipment**

Phase Name	Offroad Equipment Type	Amount	Usage Hours	Horse Power	Load Factor
Grading	Bore/Drill Rigs	1	8.00	221	0.50
Grading	Cranes	1	8.00	231	0.29
Grading	Crushing/Proc. Equipment	1	8.00	85	0.78
Grading	Excavators	2	8.00	158	0.38
Grading	Generator Sets	1	8.00	84	0.74
Grading	Graders	1	8.00	187	0.41
Grading	Off-Highway Trucks	1	8.00	402	0.38
Grading	Pavers	2	8.00	130	0.42
Grading	Paving Equipment	1	8.00	132	0.36
Grading	Rollers	1	8.00	80	0.38
Grading	Rubber Tired Dozers	1	8.00	247	0.40
Grading	Scrapers	0	8.00	367	0.48
Grading	Tractors/Loaders/Backhoes	2	8.00	97	0.37
Grading	Welders	1	8.00	46	0.45

Trips and VMT

Phase Name	Offroad Equipment Count	Worker Trip Number	Vendor Trip Number	Hauling Trip Number	Worker Trip Length	Vendor Trip Length	Hauling Trip Length	Worker Vehicle Class	Vendor Vehicle Class	Hauling Vehicle Class
Grading	16	40.00	0.00	0.00	14.70	6.90	20.00	LD_Mix	HDT_Mix	HHDT

3.1 Mitigation Measures Construction

Merrill Commerce Center (Off-Site Utilities Infrastructure Construction - Mitigated) - San Bernardino-South Coast County, Annual

Use Cleaner Engines for Construction Equipment

Water Exposed Area

3.2 Grading - 2023**Unmitigated Construction On-Site**

	ROG	NOx	CO	SO2	Fugitive PM10	Exhaust PM10	PM10 Total	Fugitive PM2.5	Exhaust PM2.5	PM2.5 Total	Bio- CO2	NBio- CO2	Total CO2	CH4	N2O	CO2e
Category	tons/yr										MT/yr					
Fugitive Dust					0.9764	0.0000	0.9764	0.4512	0.0000	0.4512	0.0000	0.0000	0.0000	0.0000	0.0000	0.0000
Off-Road	0.5899	5.3912	5.5617	0.0120		0.2354	0.2354		0.2201	0.2201	0.0000	1,047.181 3	1,047.181 3	0.2923	0.0000	1,054.487 4
Total	0.5899	5.3912	5.5617	0.0120	0.9764	0.2354	1.2118	0.4512	0.2201	0.6713	0.0000	1,047.181 3	1,047.181 3	0.2923	0.0000	1,054.487 4

Merrill Commerce Center (Off-Site Utilities Infrastructure Construction - Mitigated) - San Bernardino-South Coast County, Annual

3.2 Grading - 2023**Unmitigated Construction Off-Site**

	ROG	NOx	CO	SO2	Fugitive PM10	Exhaust PM10	PM10 Total	Fugitive PM2.5	Exhaust PM2.5	PM2.5 Total	Bio- CO2	NBio- CO2	Total CO2	CH4	N2O	CO2e
Category	tons/yr										MT/yr					
Hauling	0.0000	0.0000	0.0000	0.0000	0.0000	0.0000	0.0000	0.0000	0.0000	0.0000	0.0000	0.0000	0.0000	0.0000	0.0000	0.0000
Vendor	0.0000	0.0000	0.0000	0.0000	0.0000	0.0000	0.0000	0.0000	0.0000	0.0000	0.0000	0.0000	0.0000	0.0000	0.0000	0.0000
Worker	0.0210	0.0146	0.1558	4.9000e-004	0.0570	3.5000e-004	0.0574	0.0151	3.2000e-004	0.0155	0.0000	43.8973	43.8973	1.0600e-003	0.0000	43.9239
Total	0.0210	0.0146	0.1558	4.9000e-004	0.0570	3.5000e-004	0.0574	0.0151	3.2000e-004	0.0155	0.0000	43.8973	43.8973	1.0600e-003	0.0000	43.9239

Mitigated Construction On-Site

	ROG	NOx	CO	SO2	Fugitive PM10	Exhaust PM10	PM10 Total	Fugitive PM2.5	Exhaust PM2.5	PM2.5 Total	Bio- CO2	NBio- CO2	Total CO2	CH4	N2O	CO2e
Category	tons/yr										MT/yr					
Fugitive Dust					0.3808	0.0000	0.3808	0.1760	0.0000	0.1760	0.0000	0.0000	0.0000	0.0000	0.0000	0.0000
Off-Road	0.1451	0.7345	7.0503	0.0120		0.0190	0.0190		0.0190	0.0190	0.0000	1,047.180 1	1,047.180 1	0.2923	0.0000	1,054.486 2
Total	0.1451	0.7345	7.0503	0.0120	0.3808	0.0190	0.3998	0.1760	0.0190	0.1949	0.0000	1,047.180 1	1,047.180 1	0.2923	0.0000	1,054.486 2

Merrill Commerce Center (Off-Site Utilities Infrastructure Construction - Mitigated) - San Bernardino-South Coast County, Annual

3.2 Grading - 2023**Mitigated Construction Off-Site**

	ROG	NOx	CO	SO2	Fugitive PM10	Exhaust PM10	PM10 Total	Fugitive PM2.5	Exhaust PM2.5	PM2.5 Total	Bio- CO2	NBio- CO2	Total CO2	CH4	N2O	CO2e
Category	tons/yr										MT/yr					
Hauling	0.0000	0.0000	0.0000	0.0000	0.0000	0.0000	0.0000	0.0000	0.0000	0.0000	0.0000	0.0000	0.0000	0.0000	0.0000	0.0000
Vendor	0.0000	0.0000	0.0000	0.0000	0.0000	0.0000	0.0000	0.0000	0.0000	0.0000	0.0000	0.0000	0.0000	0.0000	0.0000	0.0000
Worker	0.0210	0.0146	0.1558	4.9000e-004	0.0570	3.5000e-004	0.0574	0.0151	3.2000e-004	0.0155	0.0000	43.8973	43.8973	1.0600e-003	0.0000	43.9239
Total	0.0210	0.0146	0.1558	4.9000e-004	0.0570	3.5000e-004	0.0574	0.0151	3.2000e-004	0.0155	0.0000	43.8973	43.8973	1.0600e-003	0.0000	43.9239

3.2 Grading - 2024**Unmitigated Construction On-Site**

	ROG	NOx	CO	SO2	Fugitive PM10	Exhaust PM10	PM10 Total	Fugitive PM2.5	Exhaust PM2.5	PM2.5 Total	Bio- CO2	NBio- CO2	Total CO2	CH4	N2O	CO2e
Category	tons/yr										MT/yr					
Fugitive Dust					0.5097	0.0000	0.5097	0.1947	0.0000	0.1947	0.0000	0.0000	0.0000	0.0000	0.0000	0.0000
Off-Road	0.2290	2.0444	2.2422	4.8500e-003		0.0872	0.0872		0.0814	0.0814	0.0000	423.0273	423.0273	0.1178	0.0000	425.9717
Total	0.2290	2.0444	2.2422	4.8500e-003	0.5097	0.0872	0.5969	0.1947	0.0814	0.2761	0.0000	423.0273	423.0273	0.1178	0.0000	425.9717

Merrill Commerce Center (Off-Site Utilities Infrastructure Construction - Mitigated) - San Bernardino-South Coast County, Annual

3.2 Grading - 2024**Unmitigated Construction Off-Site**

	ROG	NOx	CO	SO2	Fugitive PM10	Exhaust PM10	PM10 Total	Fugitive PM2.5	Exhaust PM2.5	PM2.5 Total	Bio- CO2	NBio- CO2	Total CO2	CH4	N2O	CO2e
Category	tons/yr										MT/yr					
Hauling	0.0000	0.0000	0.0000	0.0000	0.0000	0.0000	0.0000	0.0000	0.0000	0.0000	0.0000	0.0000	0.0000	0.0000	0.0000	0.0000
Vendor	0.0000	0.0000	0.0000	0.0000	0.0000	0.0000	0.0000	0.0000	0.0000	0.0000	0.0000	0.0000	0.0000	0.0000	0.0000	0.0000
Worker	7.9800e-003	5.3500e-003	0.0586	1.9000e-004	0.0230	1.4000e-004	0.0232	6.1200e-003	1.3000e-004	6.2400e-003	0.0000	17.1527	17.1527	3.9000e-004	0.0000	17.1625
Total	7.9800e-003	5.3500e-003	0.0586	1.9000e-004	0.0230	1.4000e-004	0.0232	6.1200e-003	1.3000e-004	6.2400e-003	0.0000	17.1527	17.1527	3.9000e-004	0.0000	17.1625

Mitigated Construction On-Site

	ROG	NOx	CO	SO2	Fugitive PM10	Exhaust PM10	PM10 Total	Fugitive PM2.5	Exhaust PM2.5	PM2.5 Total	Bio- CO2	NBio- CO2	Total CO2	CH4	N2O	CO2e
Category	tons/yr										MT/yr					
Fugitive Dust					0.1988	0.0000	0.1988	0.0759	0.0000	0.0759	0.0000	0.0000	0.0000	0.0000	0.0000	0.0000
Off-Road	0.0586	0.2966	2.8473	4.8500e-003		7.6600e-003	7.6600e-003		7.6600e-003	7.6600e-003	0.0000	423.0268	423.0268	0.1178	0.0000	425.9712
Total	0.0586	0.2966	2.8473	4.8500e-003	0.1988	7.6600e-003	0.2064	0.0759	7.6600e-003	0.0836	0.0000	423.0268	423.0268	0.1178	0.0000	425.9712

Merrill Commerce Center (Off-Site Utilities Infrastructure Construction - Mitigated) - San Bernardino-South Coast County, Annual

3.2 Grading - 2024**Mitigated Construction Off-Site**

	ROG	NOx	CO	SO2	Fugitive PM10	Exhaust PM10	PM10 Total	Fugitive PM2.5	Exhaust PM2.5	PM2.5 Total	Bio- CO2	NBio- CO2	Total CO2	CH4	N2O	CO2e
Category	tons/yr										MT/yr					
Hauling	0.0000	0.0000	0.0000	0.0000	0.0000	0.0000	0.0000	0.0000	0.0000	0.0000	0.0000	0.0000	0.0000	0.0000	0.0000	0.0000
Vendor	0.0000	0.0000	0.0000	0.0000	0.0000	0.0000	0.0000	0.0000	0.0000	0.0000	0.0000	0.0000	0.0000	0.0000	0.0000	0.0000
Worker	7.9800e-003	5.3500e-003	0.0586	1.9000e-004	0.0230	1.4000e-004	0.0232	6.1200e-003	1.3000e-004	6.2400e-003	0.0000	17.1527	17.1527	3.9000e-004	0.0000	17.1625
Total	7.9800e-003	5.3500e-003	0.0586	1.9000e-004	0.0230	1.4000e-004	0.0232	6.1200e-003	1.3000e-004	6.2400e-003	0.0000	17.1527	17.1527	3.9000e-004	0.0000	17.1625

4.0 Operational Detail - Mobile**4.1 Mitigation Measures Mobile**

Merrill Commerce Center (Off-Site Utilities Infrastructure Construction - Mitigated) - San Bernardino-South Coast County, Annual

	ROG	NOx	CO	SO2	Fugitive PM10	Exhaust PM10	PM10 Total	Fugitive PM2.5	Exhaust PM2.5	PM2.5 Total	Bio- CO2	NBio- CO2	Total CO2	CH4	N2O	CO2e
Category	tons/yr										MT/yr					
Mitigated	0.0000	0.0000	0.0000	0.0000	0.0000	0.0000	0.0000	0.0000	0.0000	0.0000	0.0000	0.0000	0.0000	0.0000	0.0000	0.0000
Unmitigated	0.0000	0.0000	0.0000	0.0000	0.0000	0.0000	0.0000	0.0000	0.0000	0.0000	0.0000	0.0000	0.0000	0.0000	0.0000	0.0000

4.2 Trip Summary Information

Land Use	Average Daily Trip Rate			Unmitigated	Mitigated
	Weekday	Saturday	Sunday	Annual VMT	Annual VMT
General Light Industry	0.00	0.00	0.00		
Total	0.00	0.00	0.00		

4.3 Trip Type Information

Land Use	Miles			Trip %			Trip Purpose %		
	H-W or C-W	H-S or C-C	H-O or C-NW	H-W or C-W	H-S or C-C	H-O or C-NW	Primary	Diverted	Pass-by
General Light Industry	0.00	0.00	0.00	0.00	0.00	0.00	0	0	0

4.4 Fleet Mix

Land Use	LDA	LDT1	LDT2	MDV	LHD1	LHD2	MHD	HHD	OBUS	UBUS	MCY	SBUS	MH
General Light Industry	0.558745	0.035303	0.181800	0.111169	0.014289	0.004794	0.018611	0.065078	0.001365	0.001491	0.005725	0.000799	0.000830

5.0 Energy Detail

Historical Energy Use: N

Merrill Commerce Center (Off-Site Utilities Infrastructure Construction - Mitigated) - San Bernardino-South Coast County, Annual

5.1 Mitigation Measures Energy

[illegible]

5.2 Energy by Land Use - NaturalGas

Unmitigated

[illegible]

Merrill Commerce Center (Off-Site Utilities Infrastructure Construction - Mitigated) - San Bernardino-South Coast County, Annual

5.2 Energy by Land Use - NaturalGas**Mitigated**

	NaturalGas Use	ROG	NOx	CO	SO2	Fugitive PM10	Exhaust PM10	PM10 Total	Fugitive PM2.5	Exhaust PM2.5	PM2.5 Total	Bio- CO2	NBio- CO2	Total CO2	CH4	N2O	CO2e
Land Use	kBTU/yr	tons/yr										MT/yr					
General Light Industry	0	0.0000	0.0000	0.0000	0.0000		0.0000	0.0000		0.0000	0.0000	0.0000	0.0000	0.0000	0.0000	0.0000	0.0000
Total		0.0000	0.0000	0.0000	0.0000		0.0000	0.0000		0.0000	0.0000	0.0000	0.0000	0.0000	0.0000	0.0000	0.0000

5.3 Energy by Land Use - Electricity**Unmitigated**

	Electricity Use	Total CO2	CH4	N2O	CO2e
Land Use	kWh/yr	MT/yr			
General Light Industry	0	0.0000	0.0000	0.0000	0.0000
Total		0.0000	0.0000	0.0000	0.0000

Merrill Commerce Center (Off-Site Utilities Infrastructure Construction - Mitigated) - San Bernardino-South Coast County, Annual

5.3 Energy by Land Use - Electricity**Mitigated**

	Electricity Use	Total CO2	CH4	N2O	CO2e
Land Use	kWh/yr	MT/yr			
General Light Industry	0	0.0000	0.0000	0.0000	0.0000
Total		0.0000	0.0000	0.0000	0.0000

6.0 Area Detail**6.1 Mitigation Measures Area**

	ROG	NOx	CO	SO2	Fugitive PM10	Exhaust PM10	PM10 Total	Fugitive PM2.5	Exhaust PM2.5	PM2.5 Total	Bio- CO2	NBio- CO2	Total CO2	CH4	N2O	CO2e
Category	tons/yr										MT/yr					
Mitigated	20.1272	5.7000e-004	0.0629	0.0000		2.2000e-004	2.2000e-004		2.2000e-004	2.2000e-004	0.0000	0.1225	0.1225	3.2000e-004	0.0000	0.1305
Unmitigated	20.1272	5.7000e-004	0.0629	0.0000		2.2000e-004	2.2000e-004		2.2000e-004	2.2000e-004	0.0000	0.1225	0.1225	3.2000e-004	0.0000	0.1305

Merrill Commerce Center (Off-Site Utilities Infrastructure Construction - Mitigated) - San Bernardino-South Coast County, Annual

6.2 Area by SubCategory**Unmitigated**

	ROG	NOx	CO	SO2	Fugitive PM10	Exhaust PM10	PM10 Total	Fugitive PM2.5	Exhaust PM2.5	PM2.5 Total	Bio- CO2	NBio- CO2	Total CO2	CH4	N2O	CO2e
SubCategory	tons/yr										MT/yr					
Architectural Coating	2.2875					0.0000	0.0000		0.0000	0.0000	0.0000	0.0000	0.0000	0.0000	0.0000	0.0000
Consumer Products	17.8339					0.0000	0.0000		0.0000	0.0000	0.0000	0.0000	0.0000	0.0000	0.0000	0.0000
Landscaping	5.8100e-003	5.7000e-004	0.0629	0.0000		2.2000e-004	2.2000e-004		2.2000e-004	2.2000e-004	0.0000	0.1225	0.1225	3.2000e-004	0.0000	0.1305
Total	20.1272	5.7000e-004	0.0629	0.0000		2.2000e-004	2.2000e-004		2.2000e-004	2.2000e-004	0.0000	0.1225	0.1225	3.2000e-004	0.0000	0.1305

Mitigated

	ROG	NOx	CO	SO2	Fugitive PM10	Exhaust PM10	PM10 Total	Fugitive PM2.5	Exhaust PM2.5	PM2.5 Total	Bio- CO2	NBio- CO2	Total CO2	CH4	N2O	CO2e
SubCategory	tons/yr										MT/yr					
Architectural Coating	2.2875					0.0000	0.0000		0.0000	0.0000	0.0000	0.0000	0.0000	0.0000	0.0000	0.0000
Consumer Products	17.8339					0.0000	0.0000		0.0000	0.0000	0.0000	0.0000	0.0000	0.0000	0.0000	0.0000
Landscaping	5.8100e-003	5.7000e-004	0.0629	0.0000		2.2000e-004	2.2000e-004		2.2000e-004	2.2000e-004	0.0000	0.1225	0.1225	3.2000e-004	0.0000	0.1305
Total	20.1272	5.7000e-004	0.0629	0.0000		2.2000e-004	2.2000e-004		2.2000e-004	2.2000e-004	0.0000	0.1225	0.1225	3.2000e-004	0.0000	0.1305

7.0 Water Detail

Merrill Commerce Center (Off-Site Utilities Infrastructure Construction - Mitigated) - San Bernardino-South Coast County, Annual

7.1 Mitigation Measures Water

	Total CO2	CH4	N2O	CO2e
Category	MT/yr			
Mitigated	0.0000	0.0000	0.0000	0.0000
Unmitigated	0.0000	0.0000	0.0000	0.0000

7.2 Water by Land Use**Unmitigated**

	Indoor/Outdoor Use	Total CO2	CH4	N2O	CO2e
Land Use	Mgal	MT/yr			
General Light Industry	0 / 0	0.0000	0.0000	0.0000	0.0000
Total		0.0000	0.0000	0.0000	0.0000

Merrill Commerce Center (Off-Site Utilities Infrastructure Construction - Mitigated) - San Bernardino-South Coast County, Annual

7.2 Water by Land Use**Mitigated**

	Indoor/Outdoor Use	Total CO2	CH4	N2O	CO2e
Land Use	Mgal	MT/yr			
General Light Industry	0 / 0	0.0000	0.0000	0.0000	0.0000
Total		0.0000	0.0000	0.0000	0.0000

8.0 Waste Detail**8.1 Mitigation Measures Waste****Category/Year**

	Total CO2	CH4	N2O	CO2e
	MT/yr			
Mitigated	0.0000	0.0000	0.0000	0.0000
Unmitigated	0.0000	0.0000	0.0000	0.0000

Merrill Commerce Center (Off-Site Utilities Infrastructure Construction - Mitigated) - San Bernardino-South Coast County, Annual

8.2 Waste by Land Use**Unmitigated**

	Waste Disposed	Total CO2	CH4	N2O	CO2e
Land Use	tons	MT/yr			
General Light Industry	0	0.0000	0.0000	0.0000	0.0000
Total		0.0000	0.0000	0.0000	0.0000

Mitigated

	Waste Disposed	Total CO2	CH4	N2O	CO2e
Land Use	tons	MT/yr			
General Light Industry	0	0.0000	0.0000	0.0000	0.0000
Total		0.0000	0.0000	0.0000	0.0000

9.0 Operational Offroad

Equipment Type	Number	Hours/Day	Days/Year	Horse Power	Load Factor	Fuel Type
----------------	--------	-----------	-----------	-------------	-------------	-----------

Merrill Commerce Center (Off-Site Utilities Infrastructure Construction - Mitigated) - San Bernardino-South Coast County, Annual

10.0 Stationary Equipment

Fire Pumps and Emergency Generators

Equipment Type	Number	Hours/Day	Hours/Year	Horse Power	Load Factor	Fuel Type
----------------	--------	-----------	------------	-------------	-------------	-----------

Boilers

Equipment Type	Number	Heat Input/Day	Heat Input/Year	Boiler Rating	Fuel Type
----------------	--------	----------------	-----------------	---------------	-----------

User Defined Equipment

Equipment Type	Number
----------------	--------

11.0 Vegetation

Merrill Commerce Center (Off-Site Utilities Infrastructure Construction - Mitigated) - San Bernardino-South Coast County, Summer

Merrill Commerce Center (Off-Site Utilities Infrastructure Construction - Mitigated)
San Bernardino-South Coast County, Summer

1.0 Project Characteristics

1.1 Land Usage

Land Uses	Size	Metric	Lot Acreage	Floor Surface Area	Population
General Light Industry	4,935.35	1000sqft	113.30	4,935,350.00	0

1.2 Other Project Characteristics

Urbanization	Urban	Wind Speed (m/s)	2.2	Precipitation Freq (Days)	32
Climate Zone	10			Operational Year	2024
Utility Company	Southern California Edison				
CO2 Intensity (lb/MW hr)	702.44	CH4 Intensity (lb/MW hr)	0.029	N2O Intensity (lb/MW hr)	0.006

1.3 User Entered Comments & Non-Default Data

Merrill Commerce Center (Off-Site Utilities Infrastructure Construction - Mitigated) - San Bernardino-South Coast County, Summer

Project Characteristics -

Land Use - Per the IS, 113.3 acres of off-site areas could be disturbed during construction of off-site infrastructure improvements.

Construction Phase - As a conservative measure, it is assumed that pipeline construction will be conducted within a 365 day (1 year) timeframe.

Off-road Equipment - Construction Equipment based on similar equipment used in pipeline projects.

Grading - For purposes of analysis, total acres graded per day is based on the equipment specific grading rates (CalEEMod Appendix A) and the equipment list.

Vehicle Trips - Construction Run Only.

Energy Use - Construction Run Only.

Water And Wastewater - Construction Run Only.

Solid Waste - Construction Run Only.

Construction Off-road Equipment Mitigation - All construction equipment shall comply with EPA/CARB Tier 4 emissions standards

Vehicle Emission Factors - EMFAC2017

Vehicle Emission Factors - EMFAC2017

Vehicle Emission Factors - EMFAC2017

Table Name	Column Name	Default Value	New Value
tblConstEquipMitigation	NumberOfEquipmentMitigated	0.00	1.00
tblConstEquipMitigation	NumberOfEquipmentMitigated	0.00	1.00
tblConstEquipMitigation	NumberOfEquipmentMitigated	0.00	1.00
tblConstEquipMitigation	NumberOfEquipmentMitigated	0.00	2.00
tblConstEquipMitigation	NumberOfEquipmentMitigated	0.00	1.00
tblConstEquipMitigation	NumberOfEquipmentMitigated	0.00	1.00
tblConstEquipMitigation	NumberOfEquipmentMitigated	0.00	1.00
tblConstEquipMitigation	NumberOfEquipmentMitigated	0.00	2.00
tblConstEquipMitigation	NumberOfEquipmentMitigated	0.00	1.00
tblConstEquipMitigation	NumberOfEquipmentMitigated	0.00	1.00
tblConstEquipMitigation	NumberOfEquipmentMitigated	0.00	1.00
tblConstEquipMitigation	NumberOfEquipmentMitigated	0.00	2.00

Merrill Commerce Center (Off-Site Utilities Infrastructure Construction - Mitigated) - San Bernardino-South Coast County, Summer

tblConstEquipMitigation	NumberOfEquipmentMitigated	0.00	1.00
tblConstEquipMitigation	Tier	No Change	Tier 4 Final
tblConstEquipMitigation	Tier	No Change	Tier 4 Final
tblConstEquipMitigation	Tier	No Change	Tier 4 Final
tblConstEquipMitigation	Tier	No Change	Tier 4 Final
tblConstEquipMitigation	Tier	No Change	Tier 4 Final
tblConstEquipMitigation	Tier	No Change	Tier 4 Final
tblConstEquipMitigation	Tier	No Change	Tier 4 Final
tblConstEquipMitigation	Tier	No Change	Tier 4 Final
tblConstEquipMitigation	Tier	No Change	Tier 4 Final
tblConstEquipMitigation	Tier	No Change	Tier 4 Final
tblConstEquipMitigation	Tier	No Change	Tier 4 Final
tblConstEquipMitigation	Tier	No Change	Tier 4 Final
tblConstEquipMitigation	Tier	No Change	Tier 4 Final
tblConstructionPhase	NumDays	310.00	365.00
tblEnergyUse	LightingElect	2.93	0.00
tblEnergyUse	NT24E	5.02	0.00
tblEnergyUse	NT24NG	17.13	0.00
tblEnergyUse	T24E	2.20	0.00
tblEnergyUse	T24NG	15.36	0.00
tblGrading	AcresOfGrading	182.50	365.00
tblOffRoadEquipment	OffRoadEquipmentUnitAmount	2.00	0.00
tblSolidWaste	SolidWasteGenerationRate	6,119.83	0.00
tblVehicleEF	HHD	0.92	0.03
tblVehicleEF	HHD	0.04	0.06
tblVehicleEF	HHD	0.08	0.00
tblVehicleEF	HHD	2.21	8.65

Merrill Commerce Center (Off-Site Utilities Infrastructure Construction - Mitigated) - San Bernardino-South Coast County, Summer

tblVehicleEF	HHD	0.53	0.33
tblVehicleEF	HHD	1.68	2.1330e-003
tblVehicleEF	HHD	6,548.54	1,402.40
tblVehicleEF	HHD	1,428.49	1,288.58
tblVehicleEF	HHD	5.31	0.02
tblVehicleEF	HHD	18.65	7.09
tblVehicleEF	HHD	1.28	2.16
tblVehicleEF	HHD	5.3430e-003	2.9710e-003
tblVehicleEF	HHD	0.06	0.06
tblVehicleEF	HHD	0.04	0.04
tblVehicleEF	HHD	5.3010e-003	0.03
tblVehicleEF	HHD	4.7000e-005	0.00
tblVehicleEF	HHD	5.1120e-003	2.8430e-003
tblVehicleEF	HHD	0.03	0.03
tblVehicleEF	HHD	8.8790e-003	8.9150e-003
tblVehicleEF	HHD	5.0720e-003	0.02
tblVehicleEF	HHD	4.3000e-005	0.00
tblVehicleEF	HHD	7.3000e-005	2.0000e-006
tblVehicleEF	HHD	2.7400e-003	7.3000e-005
tblVehicleEF	HHD	0.59	0.58
tblVehicleEF	HHD	4.5000e-005	1.0000e-006
tblVehicleEF	HHD	0.06	0.02
tblVehicleEF	HHD	1.7500e-004	3.6700e-004
tblVehicleEF	HHD	0.04	1.0000e-006
tblVehicleEF	HHD	0.06	0.01
tblVehicleEF	HHD	0.01	0.01
tblVehicleEF	HHD	8.1000e-005	0.00

Merrill Commerce Center (Off-Site Utilities Infrastructure Construction - Mitigated) - San Bernardino-South Coast County, Summer

tblVehicleEF	HHD	7.3000e-005	2.0000e-006
tblVehicleEF	HHD	2.7400e-003	7.3000e-005
tblVehicleEF	HHD	0.67	0.67
tblVehicleEF	HHD	4.5000e-005	1.0000e-006
tblVehicleEF	HHD	0.10	0.08
tblVehicleEF	HHD	1.7500e-004	3.6700e-004
tblVehicleEF	HHD	0.05	1.0000e-006
tblVehicleEF	HHD	0.87	0.03
tblVehicleEF	HHD	0.04	0.06
tblVehicleEF	HHD	0.08	0.00
tblVehicleEF	HHD	1.61	8.54
tblVehicleEF	HHD	0.53	0.33
tblVehicleEF	HHD	1.58	2.0000e-003
tblVehicleEF	HHD	6,937.59	1,384.98
tblVehicleEF	HHD	1,428.49	1,288.58
tblVehicleEF	HHD	5.31	0.02
tblVehicleEF	HHD	19.25	6.75
tblVehicleEF	HHD	1.20	2.04
tblVehicleEF	HHD	4.5050e-003	2.6190e-003
tblVehicleEF	HHD	0.06	0.06
tblVehicleEF	HHD	0.04	0.04
tblVehicleEF	HHD	5.3010e-003	0.03
tblVehicleEF	HHD	4.7000e-005	0.00
tblVehicleEF	HHD	4.3100e-003	2.5050e-003
tblVehicleEF	HHD	0.03	0.03
tblVehicleEF	HHD	8.8790e-003	8.9150e-003
tblVehicleEF	HHD	5.0720e-003	0.02

Merrill Commerce Center (Off-Site Utilities Infrastructure Construction - Mitigated) - San Bernardino-South Coast County, Summer

tblVehicleEF	HHD	4.3000e-005	0.00
tblVehicleEF	HHD	1.4200e-004	5.0000e-006
tblVehicleEF	HHD	3.0590e-003	8.5000e-005
tblVehicleEF	HHD	0.55	0.62
tblVehicleEF	HHD	9.8000e-005	3.0000e-006
tblVehicleEF	HHD	0.06	0.02
tblVehicleEF	HHD	1.7700e-004	3.7800e-004
tblVehicleEF	HHD	0.04	1.0000e-006
tblVehicleEF	HHD	0.07	0.01
tblVehicleEF	HHD	0.01	0.01
tblVehicleEF	HHD	7.9000e-005	0.00
tblVehicleEF	HHD	1.4200e-004	5.0000e-006
tblVehicleEF	HHD	3.0590e-003	8.5000e-005
tblVehicleEF	HHD	0.64	0.71
tblVehicleEF	HHD	9.8000e-005	3.0000e-006
tblVehicleEF	HHD	0.10	0.08
tblVehicleEF	HHD	1.7700e-004	3.7800e-004
tblVehicleEF	HHD	0.04	1.0000e-006
tblVehicleEF	HHD	0.99	0.02
tblVehicleEF	HHD	0.04	9.2500e-004
tblVehicleEF	HHD	0.08	0.00
tblVehicleEF	HHD	3.05	8.75
tblVehicleEF	HHD	0.53	0.18
tblVehicleEF	HHD	1.66	2.1040e-003
tblVehicleEF	HHD	6,011.27	1,412.86
tblVehicleEF	HHD	1,428.49	1,250.25
tblVehicleEF	HHD	5.31	0.02

Merrill Commerce Center (Off-Site Utilities Infrastructure Construction - Mitigated) - San Bernardino-South Coast County, Summer

tblVehicleEF	HHD	17.82	7.48
tblVehicleEF	HHD	1.26	2.10
tblVehicleEF	HHD	6.5010e-003	3.3140e-003
tblVehicleEF	HHD	0.06	0.06
tblVehicleEF	HHD	0.04	0.04
tblVehicleEF	HHD	5.3010e-003	0.03
tblVehicleEF	HHD	4.7000e-005	0.00
tblVehicleEF	HHD	6.2190e-003	3.1700e-003
tblVehicleEF	HHD	0.03	0.03
tblVehicleEF	HHD	8.8790e-003	8.8150e-003
tblVehicleEF	HHD	5.0720e-003	0.02
tblVehicleEF	HHD	4.3000e-005	0.00
tblVehicleEF	HHD	7.1000e-005	3.0000e-006
tblVehicleEF	HHD	2.9460e-003	8.6000e-005
tblVehicleEF	HHD	0.63	0.54
tblVehicleEF	HHD	4.4000e-005	1.0000e-006
tblVehicleEF	HHD	0.06	0.02
tblVehicleEF	HHD	1.8900e-004	3.8400e-004
tblVehicleEF	HHD	0.04	1.0000e-006
tblVehicleEF	HHD	0.06	0.01
tblVehicleEF	HHD	0.01	0.01
tblVehicleEF	HHD	8.0000e-005	0.00
tblVehicleEF	HHD	7.1000e-005	3.0000e-006
tblVehicleEF	HHD	2.9460e-003	8.6000e-005
tblVehicleEF	HHD	0.73	0.61
tblVehicleEF	HHD	4.4000e-005	1.0000e-006
tblVehicleEF	HHD	0.10	0.02

Merrill Commerce Center (Off-Site Utilities Infrastructure Construction - Mitigated) - San Bernardino-South Coast County, Summer

tblVehicleEF	HHD	1.8900e-004	3.8400e-004
tblVehicleEF	HHD	0.05	1.0000e-006
tblVehicleEF	LDA	3.4870e-003	1.9200e-003
tblVehicleEF	LDA	4.3060e-003	0.04
tblVehicleEF	LDA	0.51	0.57
tblVehicleEF	LDA	0.99	2.02
tblVehicleEF	LDA	232.23	246.40
tblVehicleEF	LDA	52.85	50.59
tblVehicleEF	LDA	0.04	0.03
tblVehicleEF	LDA	1.6390e-003	1.3330e-003
tblVehicleEF	LDA	2.2390e-003	1.7020e-003
tblVehicleEF	LDA	1.5090e-003	1.2270e-003
tblVehicleEF	LDA	2.0590e-003	1.5650e-003
tblVehicleEF	LDA	0.04	0.05
tblVehicleEF	LDA	0.09	0.09
tblVehicleEF	LDA	0.03	0.04
tblVehicleEF	LDA	8.7420e-003	7.0520e-003
tblVehicleEF	LDA	0.03	0.20
tblVehicleEF	LDA	0.06	0.19
tblVehicleEF	LDA	2.3250e-003	2.4380e-003
tblVehicleEF	LDA	5.4500e-004	5.0100e-004
tblVehicleEF	LDA	0.04	0.05
tblVehicleEF	LDA	0.09	0.09
tblVehicleEF	LDA	0.03	0.04
tblVehicleEF	LDA	0.01	0.01
tblVehicleEF	LDA	0.03	0.20
tblVehicleEF	LDA	0.06	0.21

Merrill Commerce Center (Off-Site Utilities Infrastructure Construction - Mitigated) - San Bernardino-South Coast County, Summer

tblVehicleEF	LDA	3.9680e-003	2.2030e-003
tblVehicleEF	LDA	3.5930e-003	0.04
tblVehicleEF	LDA	0.62	0.70
tblVehicleEF	LDA	0.82	1.68
tblVehicleEF	LDA	254.04	269.03
tblVehicleEF	LDA	52.85	49.95
tblVehicleEF	LDA	0.04	0.03
tblVehicleEF	LDA	1.6390e-003	1.3330e-003
tblVehicleEF	LDA	2.2390e-003	1.7020e-003
tblVehicleEF	LDA	1.5090e-003	1.2270e-003
tblVehicleEF	LDA	2.0590e-003	1.5650e-003
tblVehicleEF	LDA	0.08	0.11
tblVehicleEF	LDA	0.10	0.11
tblVehicleEF	LDA	0.06	0.09
tblVehicleEF	LDA	9.9310e-003	7.9980e-003
tblVehicleEF	LDA	0.03	0.20
tblVehicleEF	LDA	0.05	0.16
tblVehicleEF	LDA	2.5450e-003	2.6610e-003
tblVehicleEF	LDA	5.4200e-004	4.9400e-004
tblVehicleEF	LDA	0.08	0.11
tblVehicleEF	LDA	0.10	0.11
tblVehicleEF	LDA	0.06	0.09
tblVehicleEF	LDA	0.01	0.01
tblVehicleEF	LDA	0.03	0.20
tblVehicleEF	LDA	0.05	0.17
tblVehicleEF	LDA	3.3950e-003	1.8740e-003
tblVehicleEF	LDA	4.2830e-003	0.04

Merrill Commerce Center (Off-Site Utilities Infrastructure Construction - Mitigated) - San Bernardino-South Coast County, Summer

tblVehicleEF	LDA	0.48	0.54
tblVehicleEF	LDA	0.97	1.98
tblVehicleEF	LDA	227.08	241.10
tblVehicleEF	LDA	52.85	50.53
tblVehicleEF	LDA	0.04	0.03
tblVehicleEF	LDA	1.6390e-003	1.3330e-003
tblVehicleEF	LDA	2.2390e-003	1.7020e-003
tblVehicleEF	LDA	1.5090e-003	1.2270e-003
tblVehicleEF	LDA	2.0590e-003	1.5650e-003
tblVehicleEF	LDA	0.04	0.05
tblVehicleEF	LDA	0.10	0.10
tblVehicleEF	LDA	0.03	0.04
tblVehicleEF	LDA	8.5140e-003	6.8740e-003
tblVehicleEF	LDA	0.04	0.23
tblVehicleEF	LDA	0.06	0.19
tblVehicleEF	LDA	2.2730e-003	2.3850e-003
tblVehicleEF	LDA	5.4500e-004	5.0000e-004
tblVehicleEF	LDA	0.04	0.05
tblVehicleEF	LDA	0.10	0.10
tblVehicleEF	LDA	0.03	0.04
tblVehicleEF	LDA	0.01	9.9970e-003
tblVehicleEF	LDA	0.04	0.23
tblVehicleEF	LDA	0.06	0.21
tblVehicleEF	LDT1	0.01	5.3250e-003
tblVehicleEF	LDT1	0.01	0.07
tblVehicleEF	LDT1	1.27	1.14
tblVehicleEF	LDT1	2.92	2.25

Merrill Commerce Center (Off-Site Utilities Infrastructure Construction - Mitigated) - San Bernardino-South Coast County, Summer

tblVehicleEF	LDT1	294.54	292.95
tblVehicleEF	LDT1	66.91	61.63
tblVehicleEF	LDT1	0.13	0.10
tblVehicleEF	LDT1	2.4790e-003	1.8800e-003
tblVehicleEF	LDT1	3.3490e-003	2.4490e-003
tblVehicleEF	LDT1	2.2820e-003	1.7290e-003
tblVehicleEF	LDT1	3.0800e-003	2.2520e-003
tblVehicleEF	LDT1	0.16	0.16
tblVehicleEF	LDT1	0.29	0.22
tblVehicleEF	LDT1	0.11	0.11
tblVehicleEF	LDT1	0.03	0.02
tblVehicleEF	LDT1	0.18	0.75
tblVehicleEF	LDT1	0.20	0.35
tblVehicleEF	LDT1	2.9610e-003	2.8990e-003
tblVehicleEF	LDT1	7.2000e-004	6.1000e-004
tblVehicleEF	LDT1	0.16	0.16
tblVehicleEF	LDT1	0.29	0.22
tblVehicleEF	LDT1	0.11	0.11
tblVehicleEF	LDT1	0.04	0.03
tblVehicleEF	LDT1	0.18	0.75
tblVehicleEF	LDT1	0.22	0.38
tblVehicleEF	LDT1	0.01	6.0460e-003
tblVehicleEF	LDT1	0.01	0.06
tblVehicleEF	LDT1	1.52	1.39
tblVehicleEF	LDT1	2.41	1.87
tblVehicleEF	LDT1	320.99	316.51
tblVehicleEF	LDT1	66.91	60.83

Merrill Commerce Center (Off-Site Utilities Infrastructure Construction - Mitigated) - San Bernardino-South Coast County, Summer

tblVehicleEF	LDT1	0.12	0.09
tblVehicleEF	LDT1	2.4790e-003	1.8800e-003
tblVehicleEF	LDT1	3.3490e-003	2.4490e-003
tblVehicleEF	LDT1	2.2820e-003	1.7290e-003
tblVehicleEF	LDT1	3.0800e-003	2.2520e-003
tblVehicleEF	LDT1	0.33	0.33
tblVehicleEF	LDT1	0.36	0.27
tblVehicleEF	LDT1	0.24	0.25
tblVehicleEF	LDT1	0.03	0.03
tblVehicleEF	LDT1	0.18	0.75
tblVehicleEF	LDT1	0.17	0.29
tblVehicleEF	LDT1	3.2290e-003	3.1320e-003
tblVehicleEF	LDT1	7.1100e-004	6.0200e-004
tblVehicleEF	LDT1	0.33	0.33
tblVehicleEF	LDT1	0.36	0.27
tblVehicleEF	LDT1	0.24	0.25
tblVehicleEF	LDT1	0.04	0.04
tblVehicleEF	LDT1	0.18	0.75
tblVehicleEF	LDT1	0.18	0.32
tblVehicleEF	LDT1	0.01	5.2030e-003
tblVehicleEF	LDT1	0.01	0.07
tblVehicleEF	LDT1	1.21	1.09
tblVehicleEF	LDT1	2.88	2.21
tblVehicleEF	LDT1	288.31	287.37
tblVehicleEF	LDT1	66.91	61.56
tblVehicleEF	LDT1	0.12	0.09
tblVehicleEF	LDT1	2.4790e-003	1.8800e-003

Merrill Commerce Center (Off-Site Utilities Infrastructure Construction - Mitigated) - San Bernardino-South Coast County, Summer

tblVehicleEF	LDT1	3.3490e-003	2.4490e-003
tblVehicleEF	LDT1	2.2820e-003	1.7290e-003
tblVehicleEF	LDT1	3.0800e-003	2.2520e-003
tblVehicleEF	LDT1	0.17	0.17
tblVehicleEF	LDT1	0.34	0.25
tblVehicleEF	LDT1	0.10	0.11
tblVehicleEF	LDT1	0.03	0.02
tblVehicleEF	LDT1	0.21	0.88
tblVehicleEF	LDT1	0.20	0.35
tblVehicleEF	LDT1	2.8980e-003	2.8440e-003
tblVehicleEF	LDT1	7.2000e-004	6.0900e-004
tblVehicleEF	LDT1	0.17	0.17
tblVehicleEF	LDT1	0.34	0.25
tblVehicleEF	LDT1	0.10	0.11
tblVehicleEF	LDT1	0.04	0.03
tblVehicleEF	LDT1	0.21	0.88
tblVehicleEF	LDT1	0.22	0.38
tblVehicleEF	LDT2	5.3570e-003	3.4390e-003
tblVehicleEF	LDT2	6.4770e-003	0.06
tblVehicleEF	LDT2	0.71	0.83
tblVehicleEF	LDT2	1.39	2.58
tblVehicleEF	LDT2	328.11	308.59
tblVehicleEF	LDT2	74.12	65.18
tblVehicleEF	LDT2	0.07	0.07
tblVehicleEF	LDT2	1.7520e-003	1.4110e-003
tblVehicleEF	LDT2	2.4320e-003	1.7940e-003
tblVehicleEF	LDT2	1.6110e-003	1.2980e-003

Merrill Commerce Center (Off-Site Utilities Infrastructure Construction - Mitigated) - San Bernardino-South Coast County, Summer

tblVehicleEF	LDT2	2.2360e-003	1.6500e-003
tblVehicleEF	LDT2	0.06	0.09
tblVehicleEF	LDT2	0.11	0.13
tblVehicleEF	LDT2	0.05	0.08
tblVehicleEF	LDT2	0.01	0.01
tblVehicleEF	LDT2	0.06	0.45
tblVehicleEF	LDT2	0.09	0.29
tblVehicleEF	LDT2	3.2870e-003	3.0530e-003
tblVehicleEF	LDT2	7.6500e-004	6.4500e-004
tblVehicleEF	LDT2	0.06	0.09
tblVehicleEF	LDT2	0.11	0.13
tblVehicleEF	LDT2	0.05	0.08
tblVehicleEF	LDT2	0.02	0.02
tblVehicleEF	LDT2	0.06	0.45
tblVehicleEF	LDT2	0.10	0.32
tblVehicleEF	LDT2	6.0780e-003	3.9290e-003
tblVehicleEF	LDT2	5.3990e-003	0.05
tblVehicleEF	LDT2	0.87	1.01
tblVehicleEF	LDT2	1.15	2.14
tblVehicleEF	LDT2	358.16	331.10
tblVehicleEF	LDT2	74.12	64.32
tblVehicleEF	LDT2	0.06	0.06
tblVehicleEF	LDT2	1.7520e-003	1.4110e-003
tblVehicleEF	LDT2	2.4320e-003	1.7940e-003
tblVehicleEF	LDT2	1.6110e-003	1.2980e-003
tblVehicleEF	LDT2	2.2360e-003	1.6500e-003
tblVehicleEF	LDT2	0.12	0.19

Merrill Commerce Center (Off-Site Utilities Infrastructure Construction - Mitigated) - San Bernardino-South Coast County, Summer

tblVehicleEF	LDT2	0.13	0.16
tblVehicleEF	LDT2	0.10	0.16
tblVehicleEF	LDT2	0.02	0.02
tblVehicleEF	LDT2	0.06	0.45
tblVehicleEF	LDT2	0.07	0.25
tblVehicleEF	LDT2	3.5890e-003	3.2760e-003
tblVehicleEF	LDT2	7.6000e-004	6.3600e-004
tblVehicleEF	LDT2	0.12	0.19
tblVehicleEF	LDT2	0.13	0.16
tblVehicleEF	LDT2	0.10	0.16
tblVehicleEF	LDT2	0.02	0.02
tblVehicleEF	LDT2	0.06	0.45
tblVehicleEF	LDT2	0.08	0.27
tblVehicleEF	LDT2	5.2180e-003	3.3570e-003
tblVehicleEF	LDT2	6.4370e-003	0.06
tblVehicleEF	LDT2	0.67	0.78
tblVehicleEF	LDT2	1.37	2.54
tblVehicleEF	LDT2	321.03	303.26
tblVehicleEF	LDT2	74.12	65.10
tblVehicleEF	LDT2	0.07	0.07
tblVehicleEF	LDT2	1.7520e-003	1.4110e-003
tblVehicleEF	LDT2	2.4320e-003	1.7940e-003
tblVehicleEF	LDT2	1.6110e-003	1.2980e-003
tblVehicleEF	LDT2	2.2360e-003	1.6500e-003
tblVehicleEF	LDT2	0.06	0.09
tblVehicleEF	LDT2	0.12	0.15
tblVehicleEF	LDT2	0.05	0.07

Merrill Commerce Center (Off-Site Utilities Infrastructure Construction - Mitigated) - San Bernardino-South Coast County, Summer

tblVehicleEF	LDT2	0.01	0.01
tblVehicleEF	LDT2	0.07	0.52
tblVehicleEF	LDT2	0.09	0.29
tblVehicleEF	LDT2	3.2150e-003	3.0000e-003
tblVehicleEF	LDT2	7.6400e-004	6.4400e-004
tblVehicleEF	LDT2	0.06	0.09
tblVehicleEF	LDT2	0.12	0.15
tblVehicleEF	LDT2	0.05	0.07
tblVehicleEF	LDT2	0.02	0.02
tblVehicleEF	LDT2	0.07	0.52
tblVehicleEF	LDT2	0.10	0.32
tblVehicleEF	LHD1	4.8470e-003	4.6170e-003
tblVehicleEF	LHD1	0.01	5.3670e-003
tblVehicleEF	LHD1	0.02	0.01
tblVehicleEF	LHD1	0.14	0.17
tblVehicleEF	LHD1	0.89	0.72
tblVehicleEF	LHD1	2.31	0.96
tblVehicleEF	LHD1	9.22	9.21
tblVehicleEF	LHD1	599.78	632.81
tblVehicleEF	LHD1	29.30	10.40
tblVehicleEF	LHD1	0.09	0.08
tblVehicleEF	LHD1	1.82	1.26
tblVehicleEF	LHD1	9.6000e-004	9.7300e-004
tblVehicleEF	LHD1	0.01	9.9970e-003
tblVehicleEF	LHD1	0.01	0.01
tblVehicleEF	LHD1	8.6900e-004	2.4100e-004
tblVehicleEF	LHD1	9.1800e-004	9.3100e-004

Merrill Commerce Center (Off-Site Utilities Infrastructure Construction - Mitigated) - San Bernardino-South Coast County, Summer

tblVehicleEF	LHD1	2.5600e-003	2.4990e-003
tblVehicleEF	LHD1	0.01	9.5440e-003
tblVehicleEF	LHD1	7.9900e-004	2.2100e-004
tblVehicleEF	LHD1	3.4980e-003	2.8470e-003
tblVehicleEF	LHD1	0.11	0.08
tblVehicleEF	LHD1	0.02	0.02
tblVehicleEF	LHD1	1.7520e-003	1.4060e-003
tblVehicleEF	LHD1	0.08	0.06
tblVehicleEF	LHD1	0.35	0.55
tblVehicleEF	LHD1	0.24	0.07
tblVehicleEF	LHD1	9.2000e-005	8.9000e-005
tblVehicleEF	LHD1	5.8770e-003	6.1580e-003
tblVehicleEF	LHD1	3.3600e-004	1.0300e-004
tblVehicleEF	LHD1	3.4980e-003	2.8470e-003
tblVehicleEF	LHD1	0.11	0.08
tblVehicleEF	LHD1	0.02	0.03
tblVehicleEF	LHD1	1.7520e-003	1.4060e-003
tblVehicleEF	LHD1	0.09	0.07
tblVehicleEF	LHD1	0.35	0.55
tblVehicleEF	LHD1	0.26	0.08
tblVehicleEF	LHD1	4.8470e-003	4.6320e-003
tblVehicleEF	LHD1	0.01	5.4860e-003
tblVehicleEF	LHD1	0.02	0.01
tblVehicleEF	LHD1	0.14	0.17
tblVehicleEF	LHD1	0.91	0.73
tblVehicleEF	LHD1	2.16	0.90
tblVehicleEF	LHD1	9.22	9.21

Merrill Commerce Center (Off-Site Utilities Infrastructure Construction - Mitigated) - San Bernardino-South Coast County, Summer

tblVehicleEF	LHD1	599.78	632.83
tblVehicleEF	LHD1	29.30	10.29
tblVehicleEF	LHD1	0.09	0.08
tblVehicleEF	LHD1	1.71	1.18
tblVehicleEF	LHD1	9.6000e-004	9.7300e-004
tblVehicleEF	LHD1	0.01	9.9970e-003
tblVehicleEF	LHD1	0.01	0.01
tblVehicleEF	LHD1	8.6900e-004	2.4100e-004
tblVehicleEF	LHD1	9.1800e-004	9.3100e-004
tblVehicleEF	LHD1	2.5600e-003	2.4990e-003
tblVehicleEF	LHD1	0.01	9.5440e-003
tblVehicleEF	LHD1	7.9900e-004	2.2100e-004
tblVehicleEF	LHD1	6.8610e-003	5.6090e-003
tblVehicleEF	LHD1	0.13	0.10
tblVehicleEF	LHD1	0.02	0.02
tblVehicleEF	LHD1	3.9020e-003	3.1720e-003
tblVehicleEF	LHD1	0.08	0.06
tblVehicleEF	LHD1	0.35	0.56
tblVehicleEF	LHD1	0.22	0.07
tblVehicleEF	LHD1	9.2000e-005	8.9000e-005
tblVehicleEF	LHD1	5.8770e-003	6.1580e-003
tblVehicleEF	LHD1	3.3400e-004	1.0200e-004
tblVehicleEF	LHD1	6.8610e-003	5.6090e-003
tblVehicleEF	LHD1	0.13	0.10
tblVehicleEF	LHD1	0.02	0.03
tblVehicleEF	LHD1	3.9020e-003	3.1720e-003
tblVehicleEF	LHD1	0.09	0.07

Merrill Commerce Center (Off-Site Utilities Infrastructure Construction - Mitigated) - San Bernardino-South Coast County, Summer

tblVehicleEF	LHD1	0.35	0.56
tblVehicleEF	LHD1	0.24	0.07
tblVehicleEF	LHD1	4.8470e-003	4.6200e-003
tblVehicleEF	LHD1	0.01	5.3800e-003
tblVehicleEF	LHD1	0.02	0.01
tblVehicleEF	LHD1	0.14	0.17
tblVehicleEF	LHD1	0.89	0.72
tblVehicleEF	LHD1	2.27	0.95
tblVehicleEF	LHD1	9.22	9.21
tblVehicleEF	LHD1	599.78	632.81
tblVehicleEF	LHD1	29.30	10.37
tblVehicleEF	LHD1	0.09	0.08
tblVehicleEF	LHD1	1.79	1.24
tblVehicleEF	LHD1	9.6000e-004	9.7300e-004
tblVehicleEF	LHD1	0.01	9.9970e-003
tblVehicleEF	LHD1	0.01	0.01
tblVehicleEF	LHD1	8.6900e-004	2.4100e-004
tblVehicleEF	LHD1	9.1800e-004	9.3100e-004
tblVehicleEF	LHD1	2.5600e-003	2.4990e-003
tblVehicleEF	LHD1	0.01	9.5440e-003
tblVehicleEF	LHD1	7.9900e-004	2.2100e-004
tblVehicleEF	LHD1	3.7620e-003	3.1080e-003
tblVehicleEF	LHD1	0.12	0.09
tblVehicleEF	LHD1	0.02	0.02
tblVehicleEF	LHD1	1.7190e-003	1.3850e-003
tblVehicleEF	LHD1	0.08	0.06
tblVehicleEF	LHD1	0.38	0.59

Merrill Commerce Center (Off-Site Utilities Infrastructure Construction - Mitigated) - San Bernardino-South Coast County, Summer

tblVehicleEF	LHD1	0.23	0.07
tblVehicleEF	LHD1	9.2000e-005	8.9000e-005
tblVehicleEF	LHD1	5.8770e-003	6.1580e-003
tblVehicleEF	LHD1	3.3600e-004	1.0300e-004
tblVehicleEF	LHD1	3.7620e-003	3.1080e-003
tblVehicleEF	LHD1	0.12	0.09
tblVehicleEF	LHD1	0.02	0.03
tblVehicleEF	LHD1	1.7190e-003	1.3850e-003
tblVehicleEF	LHD1	0.09	0.07
tblVehicleEF	LHD1	0.38	0.59
tblVehicleEF	LHD1	0.26	0.07
tblVehicleEF	LHD2	3.2790e-003	3.1180e-003
tblVehicleEF	LHD2	3.7300e-003	3.5830e-003
tblVehicleEF	LHD2	6.5990e-003	8.3140e-003
tblVehicleEF	LHD2	0.12	0.14
tblVehicleEF	LHD2	0.40	0.47
tblVehicleEF	LHD2	1.07	0.56
tblVehicleEF	LHD2	14.16	14.36
tblVehicleEF	LHD2	600.81	633.46
tblVehicleEF	LHD2	23.70	7.43
tblVehicleEF	LHD2	0.10	0.11
tblVehicleEF	LHD2	1.10	1.35
tblVehicleEF	LHD2	1.2350e-003	1.4280e-003
tblVehicleEF	LHD2	0.01	0.01
tblVehicleEF	LHD2	0.01	0.01
tblVehicleEF	LHD2	3.6900e-004	1.1500e-004
tblVehicleEF	LHD2	1.1820e-003	1.3660e-003

Merrill Commerce Center (Off-Site Utilities Infrastructure Construction - Mitigated) - San Bernardino-South Coast County, Summer

tblVehicleEF	LHD2	2.6940e-003	2.7000e-003
tblVehicleEF	LHD2	0.01	0.01
tblVehicleEF	LHD2	3.3900e-004	1.0600e-004
tblVehicleEF	LHD2	1.1430e-003	1.3970e-003
tblVehicleEF	LHD2	0.03	0.04
tblVehicleEF	LHD2	0.01	0.02
tblVehicleEF	LHD2	6.3600e-004	7.4400e-004
tblVehicleEF	LHD2	0.05	0.06
tblVehicleEF	LHD2	0.07	0.25
tblVehicleEF	LHD2	0.09	0.04
tblVehicleEF	LHD2	1.3800e-004	1.3700e-004
tblVehicleEF	LHD2	5.8420e-003	6.1090e-003
tblVehicleEF	LHD2	2.5600e-004	7.4000e-005
tblVehicleEF	LHD2	1.1430e-003	1.3970e-003
tblVehicleEF	LHD2	0.03	0.04
tblVehicleEF	LHD2	0.02	0.02
tblVehicleEF	LHD2	6.3600e-004	7.4400e-004
tblVehicleEF	LHD2	0.06	0.07
tblVehicleEF	LHD2	0.07	0.25
tblVehicleEF	LHD2	0.10	0.04
tblVehicleEF	LHD2	3.2790e-003	3.1280e-003
tblVehicleEF	LHD2	3.7760e-003	3.6170e-003
tblVehicleEF	LHD2	6.3100e-003	7.9410e-003
tblVehicleEF	LHD2	0.12	0.14
tblVehicleEF	LHD2	0.40	0.47
tblVehicleEF	LHD2	1.01	0.53
tblVehicleEF	LHD2	14.16	14.36

Merrill Commerce Center (Off-Site Utilities Infrastructure Construction - Mitigated) - San Bernardino-South Coast County, Summer

tblVehicleEF	LHD2	600.81	633.47
tblVehicleEF	LHD2	23.70	7.37
tblVehicleEF	LHD2	0.10	0.11
tblVehicleEF	LHD2	1.04	1.27
tblVehicleEF	LHD2	1.2350e-003	1.4280e-003
tblVehicleEF	LHD2	0.01	0.01
tblVehicleEF	LHD2	0.01	0.01
tblVehicleEF	LHD2	3.6900e-004	1.1500e-004
tblVehicleEF	LHD2	1.1820e-003	1.3660e-003
tblVehicleEF	LHD2	2.6940e-003	2.7000e-003
tblVehicleEF	LHD2	0.01	0.01
tblVehicleEF	LHD2	3.3900e-004	1.0600e-004
tblVehicleEF	LHD2	2.1960e-003	2.7020e-003
tblVehicleEF	LHD2	0.04	0.05
tblVehicleEF	LHD2	0.01	0.02
tblVehicleEF	LHD2	1.3570e-003	1.6140e-003
tblVehicleEF	LHD2	0.05	0.06
tblVehicleEF	LHD2	0.07	0.25
tblVehicleEF	LHD2	0.09	0.04
tblVehicleEF	LHD2	1.3800e-004	1.3700e-004
tblVehicleEF	LHD2	5.8420e-003	6.1090e-003
tblVehicleEF	LHD2	2.5500e-004	7.3000e-005
tblVehicleEF	LHD2	2.1960e-003	2.7020e-003
tblVehicleEF	LHD2	0.04	0.05
tblVehicleEF	LHD2	0.02	0.02
tblVehicleEF	LHD2	1.3570e-003	1.6140e-003
tblVehicleEF	LHD2	0.06	0.07

Merrill Commerce Center (Off-Site Utilities Infrastructure Construction - Mitigated) - San Bernardino-South Coast County, Summer

tblVehicleEF	LHD2	0.07	0.25
tblVehicleEF	LHD2	0.09	0.04
tblVehicleEF	LHD2	3.2790e-003	3.1200e-003
tblVehicleEF	LHD2	3.7350e-003	3.5870e-003
tblVehicleEF	LHD2	6.5440e-003	8.2440e-003
tblVehicleEF	LHD2	0.12	0.14
tblVehicleEF	LHD2	0.40	0.47
tblVehicleEF	LHD2	1.06	0.56
tblVehicleEF	LHD2	14.16	14.36
tblVehicleEF	LHD2	600.81	633.47
tblVehicleEF	LHD2	23.70	7.42
tblVehicleEF	LHD2	0.10	0.11
tblVehicleEF	LHD2	1.09	1.33
tblVehicleEF	LHD2	1.2350e-003	1.4280e-003
tblVehicleEF	LHD2	0.01	0.01
tblVehicleEF	LHD2	0.01	0.01
tblVehicleEF	LHD2	3.6900e-004	1.1500e-004
tblVehicleEF	LHD2	1.1820e-003	1.3660e-003
tblVehicleEF	LHD2	2.6940e-003	2.7000e-003
tblVehicleEF	LHD2	0.01	0.01
tblVehicleEF	LHD2	3.3900e-004	1.0600e-004
tblVehicleEF	LHD2	1.1520e-003	1.4360e-003
tblVehicleEF	LHD2	0.04	0.05
tblVehicleEF	LHD2	0.01	0.02
tblVehicleEF	LHD2	6.2000e-004	7.2400e-004
tblVehicleEF	LHD2	0.05	0.06
tblVehicleEF	LHD2	0.08	0.27

Merrill Commerce Center (Off-Site Utilities Infrastructure Construction - Mitigated) - San Bernardino-South Coast County, Summer

tblVehicleEF	LHD2	0.09	0.04
tblVehicleEF	LHD2	1.3800e-004	1.3700e-004
tblVehicleEF	LHD2	5.8420e-003	6.1090e-003
tblVehicleEF	LHD2	2.5600e-004	7.3000e-005
tblVehicleEF	LHD2	1.1520e-003	1.4360e-003
tblVehicleEF	LHD2	0.04	0.05
tblVehicleEF	LHD2	0.02	0.02
tblVehicleEF	LHD2	6.2000e-004	7.2400e-004
tblVehicleEF	LHD2	0.06	0.07
tblVehicleEF	LHD2	0.08	0.27
tblVehicleEF	LHD2	0.10	0.04
tblVehicleEF	MCY	0.44	0.33
tblVehicleEF	MCY	0.16	0.25
tblVehicleEF	MCY	19.74	19.97
tblVehicleEF	MCY	9.96	8.82
tblVehicleEF	MCY	169.37	211.12
tblVehicleEF	MCY	45.59	60.91
tblVehicleEF	MCY	1.15	1.16
tblVehicleEF	MCY	1.9350e-003	1.8990e-003
tblVehicleEF	MCY	3.3460e-003	2.8290e-003
tblVehicleEF	MCY	1.8090e-003	1.7750e-003
tblVehicleEF	MCY	3.1480e-003	2.6600e-003
tblVehicleEF	MCY	1.44	1.45
tblVehicleEF	MCY	0.81	0.82
tblVehicleEF	MCY	0.79	0.79
tblVehicleEF	MCY	2.20	2.21
tblVehicleEF	MCY	0.47	1.89

Merrill Commerce Center (Off-Site Utilities Infrastructure Construction - Mitigated) - San Bernardino-South Coast County, Summer

tblVehicleEF	MCY	2.13	1.88
tblVehicleEF	MCY	2.0800e-003	2.0890e-003
tblVehicleEF	MCY	6.8100e-004	6.0300e-004
tblVehicleEF	MCY	1.44	1.45
tblVehicleEF	MCY	0.81	0.82
tblVehicleEF	MCY	0.79	0.79
tblVehicleEF	MCY	2.72	2.73
tblVehicleEF	MCY	0.47	1.89
tblVehicleEF	MCY	2.32	2.05
tblVehicleEF	MCY	0.43	0.32
tblVehicleEF	MCY	0.13	0.22
tblVehicleEF	MCY	19.87	20.11
tblVehicleEF	MCY	9.04	7.97
tblVehicleEF	MCY	169.37	211.15
tblVehicleEF	MCY	45.59	58.66
tblVehicleEF	MCY	0.98	0.98
tblVehicleEF	MCY	1.9350e-003	1.8990e-003
tblVehicleEF	MCY	3.3460e-003	2.8290e-003
tblVehicleEF	MCY	1.8090e-003	1.7750e-003
tblVehicleEF	MCY	3.1480e-003	2.6600e-003
tblVehicleEF	MCY	3.11	3.14
tblVehicleEF	MCY	1.24	1.27
tblVehicleEF	MCY	2.09	2.10
tblVehicleEF	MCY	2.15	2.16
tblVehicleEF	MCY	0.47	1.88
tblVehicleEF	MCY	1.84	1.62
tblVehicleEF	MCY	2.0800e-003	2.0890e-003

Merrill Commerce Center (Off-Site Utilities Infrastructure Construction - Mitigated) - San Bernardino-South Coast County, Summer

tblVehicleEF	MCY	6.5700e-004	5.8000e-004
tblVehicleEF	MCY	3.11	3.14
tblVehicleEF	MCY	1.24	1.27
tblVehicleEF	MCY	2.09	2.10
tblVehicleEF	MCY	2.66	2.66
tblVehicleEF	MCY	0.47	1.88
tblVehicleEF	MCY	2.00	1.76
tblVehicleEF	MCY	0.43	0.32
tblVehicleEF	MCY	0.15	0.24
tblVehicleEF	MCY	18.88	19.09
tblVehicleEF	MCY	9.60	8.48
tblVehicleEF	MCY	169.37	209.60
tblVehicleEF	MCY	45.59	60.13
tblVehicleEF	MCY	1.11	1.12
tblVehicleEF	MCY	1.9350e-003	1.8990e-003
tblVehicleEF	MCY	3.3460e-003	2.8290e-003
tblVehicleEF	MCY	1.8090e-003	1.7750e-003
tblVehicleEF	MCY	3.1480e-003	2.6600e-003
tblVehicleEF	MCY	1.69	1.70
tblVehicleEF	MCY	1.09	1.10
tblVehicleEF	MCY	0.70	0.70
tblVehicleEF	MCY	2.17	2.18
tblVehicleEF	MCY	0.53	2.16
tblVehicleEF	MCY	2.06	1.81
tblVehicleEF	MCY	2.0660e-003	2.0740e-003
tblVehicleEF	MCY	6.7300e-004	5.9500e-004
tblVehicleEF	MCY	1.69	1.70

Merrill Commerce Center (Off-Site Utilities Infrastructure Construction - Mitigated) - San Bernardino-South Coast County, Summer

tblVehicleEF	MCY	1.09	1.10
tblVehicleEF	MCY	0.70	0.70
tblVehicleEF	MCY	2.68	2.68
tblVehicleEF	MCY	0.53	2.16
tblVehicleEF	MCY	2.24	1.97
tblVehicleEF	MDV	0.01	4.3590e-003
tblVehicleEF	MDV	0.02	0.08
tblVehicleEF	MDV	1.13	0.93
tblVehicleEF	MDV	2.68	2.97
tblVehicleEF	MDV	455.56	385.79
tblVehicleEF	MDV	101.88	81.00
tblVehicleEF	MDV	0.14	0.09
tblVehicleEF	MDV	1.7950e-003	1.4890e-003
tblVehicleEF	MDV	2.4230e-003	1.8380e-003
tblVehicleEF	MDV	1.6540e-003	1.3740e-003
tblVehicleEF	MDV	2.2280e-003	1.6900e-003
tblVehicleEF	MDV	0.09	0.11
tblVehicleEF	MDV	0.19	0.16
tblVehicleEF	MDV	0.08	0.10
tblVehicleEF	MDV	0.03	0.02
tblVehicleEF	MDV	0.11	0.49
tblVehicleEF	MDV	0.20	0.37
tblVehicleEF	MDV	4.5620e-003	3.8140e-003
tblVehicleEF	MDV	1.0660e-003	8.0200e-004
tblVehicleEF	MDV	0.09	0.11
tblVehicleEF	MDV	0.19	0.16
tblVehicleEF	MDV	0.08	0.10

Merrill Commerce Center (Off-Site Utilities Infrastructure Construction - Mitigated) - San Bernardino-South Coast County, Summer

tblVehicleEF	MDV	0.04	0.03
tblVehicleEF	MDV	0.11	0.49
tblVehicleEF	MDV	0.22	0.41
tblVehicleEF	MDV	0.01	4.9900e-003
tblVehicleEF	MDV	0.01	0.07
tblVehicleEF	MDV	1.38	1.14
tblVehicleEF	MDV	2.22	2.45
tblVehicleEF	MDV	495.92	409.60
tblVehicleEF	MDV	101.88	79.98
tblVehicleEF	MDV	0.13	0.08
tblVehicleEF	MDV	1.7950e-003	1.4890e-003
tblVehicleEF	MDV	2.4230e-003	1.8380e-003
tblVehicleEF	MDV	1.6540e-003	1.3740e-003
tblVehicleEF	MDV	2.2280e-003	1.6900e-003
tblVehicleEF	MDV	0.19	0.22
tblVehicleEF	MDV	0.22	0.18
tblVehicleEF	MDV	0.17	0.20
tblVehicleEF	MDV	0.03	0.02
tblVehicleEF	MDV	0.11	0.49
tblVehicleEF	MDV	0.17	0.31
tblVehicleEF	MDV	4.9690e-003	4.0490e-003
tblVehicleEF	MDV	1.0570e-003	7.9200e-004
tblVehicleEF	MDV	0.19	0.22
tblVehicleEF	MDV	0.22	0.18
tblVehicleEF	MDV	0.17	0.20
tblVehicleEF	MDV	0.04	0.03
tblVehicleEF	MDV	0.11	0.49

Merrill Commerce Center (Off-Site Utilities Infrastructure Construction - Mitigated) - San Bernardino-South Coast County, Summer

tblVehicleEF	MDV	0.19	0.34
tblVehicleEF	MDV	0.01	4.2510e-003
tblVehicleEF	MDV	0.01	0.08
tblVehicleEF	MDV	1.07	0.88
tblVehicleEF	MDV	2.64	2.92
tblVehicleEF	MDV	446.15	380.15
tblVehicleEF	MDV	101.88	80.92
tblVehicleEF	MDV	0.13	0.08
tblVehicleEF	MDV	1.7950e-003	1.4890e-003
tblVehicleEF	MDV	2.4230e-003	1.8380e-003
tblVehicleEF	MDV	1.6540e-003	1.3740e-003
tblVehicleEF	MDV	2.2280e-003	1.6900e-003
tblVehicleEF	MDV	0.09	0.11
tblVehicleEF	MDV	0.21	0.17
tblVehicleEF	MDV	0.08	0.09
tblVehicleEF	MDV	0.03	0.02
tblVehicleEF	MDV	0.12	0.56
tblVehicleEF	MDV	0.20	0.37
tblVehicleEF	MDV	4.4680e-003	3.7580e-003
tblVehicleEF	MDV	1.0650e-003	8.0100e-004
tblVehicleEF	MDV	0.09	0.11
tblVehicleEF	MDV	0.21	0.17
tblVehicleEF	MDV	0.08	0.09
tblVehicleEF	MDV	0.04	0.03
tblVehicleEF	MDV	0.12	0.56
tblVehicleEF	MDV	0.22	0.41
tblVehicleEF	MH	0.03	3.6900e-003

Merrill Commerce Center (Off-Site Utilities Infrastructure Construction - Mitigated) - San Bernardino-South Coast County, Summer

tblVehicleEF	MH	0.02	0.00
tblVehicleEF	MH	2.16	0.34
tblVehicleEF	MH	5.58	0.00
tblVehicleEF	MH	1,051.62	939.00
tblVehicleEF	MH	58.77	0.00
tblVehicleEF	MH	1.36	4.26
tblVehicleEF	MH	0.01	0.02
tblVehicleEF	MH	0.03	0.13
tblVehicleEF	MH	1.0410e-003	0.00
tblVehicleEF	MH	3.2250e-003	4.0000e-003
tblVehicleEF	MH	0.03	0.12
tblVehicleEF	MH	9.5800e-004	0.00
tblVehicleEF	MH	1.28	0.00
tblVehicleEF	MH	0.08	0.00
tblVehicleEF	MH	0.45	0.00
tblVehicleEF	MH	0.08	0.08
tblVehicleEF	MH	0.03	0.00
tblVehicleEF	MH	0.32	0.00
tblVehicleEF	MH	0.01	8.8770e-003
tblVehicleEF	MH	6.8500e-004	0.00
tblVehicleEF	MH	1.28	0.00
tblVehicleEF	MH	0.08	0.00
tblVehicleEF	MH	0.45	0.00
tblVehicleEF	MH	0.11	0.09
tblVehicleEF	MH	0.03	0.00
tblVehicleEF	MH	0.35	0.00
tblVehicleEF	MH	0.03	3.6900e-003

Merrill Commerce Center (Off-Site Utilities Infrastructure Construction - Mitigated) - San Bernardino-South Coast County, Summer

tblVehicleEF	MH	0.02	0.00
tblVehicleEF	MH	2.24	0.34
tblVehicleEF	MH	5.08	0.00
tblVehicleEF	MH	1,051.62	939.00
tblVehicleEF	MH	58.77	0.00
tblVehicleEF	MH	1.24	4.00
tblVehicleEF	MH	0.01	0.02
tblVehicleEF	MH	0.03	0.13
tblVehicleEF	MH	1.0410e-003	0.00
tblVehicleEF	MH	3.2250e-003	4.0000e-003
tblVehicleEF	MH	0.03	0.12
tblVehicleEF	MH	9.5800e-004	0.00
tblVehicleEF	MH	2.51	0.00
tblVehicleEF	MH	0.09	0.00
tblVehicleEF	MH	1.05	0.00
tblVehicleEF	MH	0.08	0.08
tblVehicleEF	MH	0.03	0.00
tblVehicleEF	MH	0.30	0.00
tblVehicleEF	MH	0.01	8.8770e-003
tblVehicleEF	MH	6.7600e-004	0.00
tblVehicleEF	MH	2.51	0.00
tblVehicleEF	MH	0.09	0.00
tblVehicleEF	MH	1.05	0.00
tblVehicleEF	MH	0.12	0.09
tblVehicleEF	MH	0.03	0.00
tblVehicleEF	MH	0.33	0.00
tblVehicleEF	MH	0.03	3.6900e-003

Merrill Commerce Center (Off-Site Utilities Infrastructure Construction - Mitigated) - San Bernardino-South Coast County, Summer

tblVehicleEF	MH	0.02	0.00
tblVehicleEF	MH	2.17	0.34
tblVehicleEF	MH	5.52	0.00
tblVehicleEF	MH	1,051.62	939.00
tblVehicleEF	MH	58.77	0.00
tblVehicleEF	MH	1.33	4.19
tblVehicleEF	MH	0.01	0.02
tblVehicleEF	MH	0.03	0.13
tblVehicleEF	MH	1.0410e-003	0.00
tblVehicleEF	MH	3.2250e-003	4.0000e-003
tblVehicleEF	MH	0.03	0.12
tblVehicleEF	MH	9.5800e-004	0.00
tblVehicleEF	MH	1.50	0.00
tblVehicleEF	MH	0.10	0.00
tblVehicleEF	MH	0.46	0.00
tblVehicleEF	MH	0.08	0.08
tblVehicleEF	MH	0.03	0.00
tblVehicleEF	MH	0.32	0.00
tblVehicleEF	MH	0.01	8.8770e-003
tblVehicleEF	MH	6.8400e-004	0.00
tblVehicleEF	MH	1.50	0.00
tblVehicleEF	MH	0.10	0.00
tblVehicleEF	MH	0.46	0.00
tblVehicleEF	MH	0.11	0.09
tblVehicleEF	MH	0.03	0.00
tblVehicleEF	MH	0.35	0.00
tblVehicleEF	MHD	0.02	3.0880e-003

Merrill Commerce Center (Off-Site Utilities Infrastructure Construction - Mitigated) - San Bernardino-South Coast County, Summer

tblVehicleEF	MHD	2.6000e-003	1.2060e-003
tblVehicleEF	MHD	0.04	7.8410e-003
tblVehicleEF	MHD	0.30	0.34
tblVehicleEF	MHD	0.23	0.16
tblVehicleEF	MHD	4.34	0.86
tblVehicleEF	MHD	155.87	64.48
tblVehicleEF	MHD	1,101.40	956.24
tblVehicleEF	MHD	50.42	7.77
tblVehicleEF	MHD	0.42	0.35
tblVehicleEF	MHD	0.64	1.01
tblVehicleEF	MHD	1.0400e-004	2.8300e-004
tblVehicleEF	MHD	2.7700e-003	7.5800e-003
tblVehicleEF	MHD	6.8900e-004	9.0000e-005
tblVehicleEF	MHD	9.9000e-005	2.7100e-004
tblVehicleEF	MHD	2.6470e-003	7.2480e-003
tblVehicleEF	MHD	6.3400e-004	8.3000e-005
tblVehicleEF	MHD	1.0590e-003	4.8600e-004
tblVehicleEF	MHD	0.04	0.02
tblVehicleEF	MHD	0.02	0.02
tblVehicleEF	MHD	5.6000e-004	2.5600e-004
tblVehicleEF	MHD	0.03	0.01
tblVehicleEF	MHD	0.01	0.09
tblVehicleEF	MHD	0.27	0.04
tblVehicleEF	MHD	1.4970e-003	6.1200e-004
tblVehicleEF	MHD	0.01	9.1120e-003
tblVehicleEF	MHD	5.8000e-004	7.7000e-005
tblVehicleEF	MHD	1.0590e-003	4.8600e-004

Merrill Commerce Center (Off-Site Utilities Infrastructure Construction - Mitigated) - San Bernardino-South Coast County, Summer

tblVehicleEF	MHD	0.04	0.02
tblVehicleEF	MHD	0.03	0.02
tblVehicleEF	MHD	5.6000e-004	2.5600e-004
tblVehicleEF	MHD	0.03	0.01
tblVehicleEF	MHD	0.01	0.09
tblVehicleEF	MHD	0.29	0.04
tblVehicleEF	MHD	0.01	2.9410e-003
tblVehicleEF	MHD	2.6390e-003	1.2330e-003
tblVehicleEF	MHD	0.04	7.4810e-003
tblVehicleEF	MHD	0.22	0.29
tblVehicleEF	MHD	0.23	0.17
tblVehicleEF	MHD	4.06	0.80
tblVehicleEF	MHD	165.10	64.29
tblVehicleEF	MHD	1,101.40	956.24
tblVehicleEF	MHD	50.42	7.68
tblVehicleEF	MHD	0.44	0.34
tblVehicleEF	MHD	0.60	0.95
tblVehicleEF	MHD	8.7000e-005	2.4200e-004
tblVehicleEF	MHD	2.7700e-003	7.5800e-003
tblVehicleEF	MHD	6.8900e-004	9.0000e-005
tblVehicleEF	MHD	8.4000e-005	2.3100e-004
tblVehicleEF	MHD	2.6470e-003	7.2480e-003
tblVehicleEF	MHD	6.3400e-004	8.3000e-005
tblVehicleEF	MHD	2.0770e-003	9.5400e-004
tblVehicleEF	MHD	0.04	0.02
tblVehicleEF	MHD	0.02	0.02
tblVehicleEF	MHD	1.2630e-003	5.7800e-004

Merrill Commerce Center (Off-Site Utilities Infrastructure Construction - Mitigated) - San Bernardino-South Coast County, Summer

tblVehicleEF	MHD	0.03	0.01
tblVehicleEF	MHD	0.01	0.09
tblVehicleEF	MHD	0.25	0.04
tblVehicleEF	MHD	1.5840e-003	6.1000e-004
tblVehicleEF	MHD	0.01	9.1120e-003
tblVehicleEF	MHD	5.7500e-004	7.6000e-005
tblVehicleEF	MHD	2.0770e-003	9.5400e-004
tblVehicleEF	MHD	0.04	0.02
tblVehicleEF	MHD	0.03	0.02
tblVehicleEF	MHD	1.2630e-003	5.7800e-004
tblVehicleEF	MHD	0.03	0.01
tblVehicleEF	MHD	0.01	0.09
tblVehicleEF	MHD	0.28	0.04
tblVehicleEF	MHD	0.02	3.3060e-003
tblVehicleEF	MHD	2.6040e-003	1.2080e-003
tblVehicleEF	MHD	0.04	7.7490e-003
tblVehicleEF	MHD	0.41	0.40
tblVehicleEF	MHD	0.23	0.16
tblVehicleEF	MHD	4.27	0.85
tblVehicleEF	MHD	143.11	64.74
tblVehicleEF	MHD	1,101.40	956.24
tblVehicleEF	MHD	50.42	7.75
tblVehicleEF	MHD	0.40	0.37
tblVehicleEF	MHD	0.63	0.99
tblVehicleEF	MHD	1.2600e-004	3.4100e-004
tblVehicleEF	MHD	2.7700e-003	7.5800e-003
tblVehicleEF	MHD	6.8900e-004	9.0000e-005

Merrill Commerce Center (Off-Site Utilities Infrastructure Construction - Mitigated) - San Bernardino-South Coast County, Summer

tblVehicleEF	MHD	1.2100e-004	3.2600e-004
tblVehicleEF	MHD	2.6470e-003	7.2480e-003
tblVehicleEF	MHD	6.3400e-004	8.3000e-005
tblVehicleEF	MHD	1.1160e-003	5.1400e-004
tblVehicleEF	MHD	0.04	0.02
tblVehicleEF	MHD	0.02	0.02
tblVehicleEF	MHD	5.4700e-004	2.5000e-004
tblVehicleEF	MHD	0.03	0.01
tblVehicleEF	MHD	0.02	0.10
tblVehicleEF	MHD	0.26	0.04
tblVehicleEF	MHD	1.3770e-003	6.1400e-004
tblVehicleEF	MHD	0.01	9.1120e-003
tblVehicleEF	MHD	5.7900e-004	7.7000e-005
tblVehicleEF	MHD	1.1160e-003	5.1400e-004
tblVehicleEF	MHD	0.04	0.02
tblVehicleEF	MHD	0.03	0.02
tblVehicleEF	MHD	5.4700e-004	2.5000e-004
tblVehicleEF	MHD	0.03	0.01
tblVehicleEF	MHD	0.02	0.10
tblVehicleEF	MHD	0.29	0.04
tblVehicleEF	OBUS	0.01	9.0290e-003
tblVehicleEF	OBUS	7.2410e-003	6.3900e-003
tblVehicleEF	OBUS	0.03	0.02
tblVehicleEF	OBUS	0.24	0.50
tblVehicleEF	OBUS	0.47	0.76
tblVehicleEF	OBUS	5.59	2.60
tblVehicleEF	OBUS	65.08	64.96

Merrill Commerce Center (Off-Site Utilities Infrastructure Construction - Mitigated) - San Bernardino-South Coast County, Summer

tblVehicleEF	OBUS	1,122.26	1,426.10
tblVehicleEF	OBUS	70.20	21.19
tblVehicleEF	OBUS	0.12	0.23
tblVehicleEF	OBUS	0.45	0.90
tblVehicleEF	OBUS	1.1000e-005	7.7000e-005
tblVehicleEF	OBUS	1.9630e-003	6.3040e-003
tblVehicleEF	OBUS	9.4500e-004	2.3600e-004
tblVehicleEF	OBUS	1.1000e-005	7.4000e-005
tblVehicleEF	OBUS	1.8550e-003	6.0110e-003
tblVehicleEF	OBUS	8.6900e-004	2.1700e-004
tblVehicleEF	OBUS	1.9890e-003	2.7750e-003
tblVehicleEF	OBUS	0.02	0.03
tblVehicleEF	OBUS	0.03	0.05
tblVehicleEF	OBUS	8.6300e-004	1.1530e-003
tblVehicleEF	OBUS	0.03	0.03
tblVehicleEF	OBUS	0.05	0.32
tblVehicleEF	OBUS	0.34	0.12
tblVehicleEF	OBUS	6.3300e-004	6.2000e-004
tblVehicleEF	OBUS	0.01	0.01
tblVehicleEF	OBUS	8.0000e-004	2.1000e-004
tblVehicleEF	OBUS	1.9890e-003	2.7750e-003
tblVehicleEF	OBUS	0.02	0.03
tblVehicleEF	OBUS	0.04	0.06
tblVehicleEF	OBUS	8.6300e-004	1.1530e-003
tblVehicleEF	OBUS	0.04	0.05
tblVehicleEF	OBUS	0.05	0.32
tblVehicleEF	OBUS	0.38	0.14

Merrill Commerce Center (Off-Site Utilities Infrastructure Construction - Mitigated) - San Bernardino-South Coast County, Summer

tblVehicleEF	OBUS	0.01	9.1020e-003
tblVehicleEF	OBUS	7.4380e-003	6.5800e-003
tblVehicleEF	OBUS	0.03	0.02
tblVehicleEF	OBUS	0.24	0.49
tblVehicleEF	OBUS	0.49	0.79
tblVehicleEF	OBUS	5.12	2.38
tblVehicleEF	OBUS	67.92	64.29
tblVehicleEF	OBUS	1,122.26	1,426.14
tblVehicleEF	OBUS	70.20	20.83
tblVehicleEF	OBUS	0.13	0.22
tblVehicleEF	OBUS	0.41	0.82
tblVehicleEF	OBUS	9.0000e-006	6.8000e-005
tblVehicleEF	OBUS	1.9630e-003	6.3040e-003
tblVehicleEF	OBUS	9.4500e-004	2.3600e-004
tblVehicleEF	OBUS	9.0000e-006	6.5000e-005
tblVehicleEF	OBUS	1.8550e-003	6.0110e-003
tblVehicleEF	OBUS	8.6900e-004	2.1700e-004
tblVehicleEF	OBUS	3.8500e-003	5.3940e-003
tblVehicleEF	OBUS	0.02	0.03
tblVehicleEF	OBUS	0.03	0.05
tblVehicleEF	OBUS	1.9610e-003	2.6310e-003
tblVehicleEF	OBUS	0.03	0.03
tblVehicleEF	OBUS	0.05	0.32
tblVehicleEF	OBUS	0.32	0.12
tblVehicleEF	OBUS	6.6000e-004	6.1400e-004
tblVehicleEF	OBUS	0.01	0.01
tblVehicleEF	OBUS	7.9200e-004	2.0600e-004

Merrill Commerce Center (Off-Site Utilities Infrastructure Construction - Mitigated) - San Bernardino-South Coast County, Summer

tblVehicleEF	OBUS	3.8500e-003	5.3940e-003
tblVehicleEF	OBUS	0.02	0.03
tblVehicleEF	OBUS	0.04	0.06
tblVehicleEF	OBUS	1.9610e-003	2.6310e-003
tblVehicleEF	OBUS	0.04	0.05
tblVehicleEF	OBUS	0.05	0.32
tblVehicleEF	OBUS	0.36	0.13
tblVehicleEF	OBUS	0.01	8.9680e-003
tblVehicleEF	OBUS	7.2610e-003	6.4110e-003
tblVehicleEF	OBUS	0.03	0.02
tblVehicleEF	OBUS	0.25	0.50
tblVehicleEF	OBUS	0.48	0.77
tblVehicleEF	OBUS	5.55	2.58
tblVehicleEF	OBUS	61.15	65.88
tblVehicleEF	OBUS	1,122.26	1,426.10
tblVehicleEF	OBUS	70.20	21.16
tblVehicleEF	OBUS	0.12	0.25
tblVehicleEF	OBUS	0.44	0.88
tblVehicleEF	OBUS	1.4000e-005	8.9000e-005
tblVehicleEF	OBUS	1.9630e-003	6.3040e-003
tblVehicleEF	OBUS	9.4500e-004	2.3600e-004
tblVehicleEF	OBUS	1.3000e-005	8.5000e-005
tblVehicleEF	OBUS	1.8550e-003	6.0110e-003
tblVehicleEF	OBUS	8.6900e-004	2.1700e-004
tblVehicleEF	OBUS	2.0720e-003	2.9560e-003
tblVehicleEF	OBUS	0.02	0.03
tblVehicleEF	OBUS	0.03	0.05

Merrill Commerce Center (Off-Site Utilities Infrastructure Construction - Mitigated) - San Bernardino-South Coast County, Summer

tblVehicleEF	OBUS	8.6200e-004	1.1590e-003
tblVehicleEF	OBUS	0.03	0.03
tblVehicleEF	OBUS	0.05	0.34
tblVehicleEF	OBUS	0.34	0.12
tblVehicleEF	OBUS	5.9600e-004	6.2900e-004
tblVehicleEF	OBUS	0.01	0.01
tblVehicleEF	OBUS	7.9900e-004	2.0900e-004
tblVehicleEF	OBUS	2.0720e-003	2.9560e-003
tblVehicleEF	OBUS	0.02	0.03
tblVehicleEF	OBUS	0.04	0.06
tblVehicleEF	OBUS	8.6200e-004	1.1590e-003
tblVehicleEF	OBUS	0.04	0.05
tblVehicleEF	OBUS	0.05	0.34
tblVehicleEF	OBUS	0.38	0.14
tblVehicleEF	SBUS	0.83	0.04
tblVehicleEF	SBUS	9.2120e-003	5.9790e-003
tblVehicleEF	SBUS	0.06	4.3250e-003
tblVehicleEF	SBUS	5.90	2.05
tblVehicleEF	SBUS	0.56	0.51
tblVehicleEF	SBUS	5.13	0.57
tblVehicleEF	SBUS	1,231.15	333.61
tblVehicleEF	SBUS	1,120.79	1,098.25
tblVehicleEF	SBUS	39.22	3.39
tblVehicleEF	SBUS	10.14	3.15
tblVehicleEF	SBUS	3.99	4.52
tblVehicleEF	SBUS	9.1600e-003	3.2820e-003
tblVehicleEF	SBUS	0.01	0.01

Merrill Commerce Center (Off-Site Utilities Infrastructure Construction - Mitigated) - San Bernardino-South Coast County, Summer

tblVehicleEF	SBUS	0.02	0.03
tblVehicleEF	SBUS	5.6800e-004	3.3000e-005
tblVehicleEF	SBUS	8.7640e-003	3.1400e-003
tblVehicleEF	SBUS	2.7400e-003	2.7500e-003
tblVehicleEF	SBUS	0.02	0.02
tblVehicleEF	SBUS	5.2200e-004	3.0000e-005
tblVehicleEF	SBUS	2.9390e-003	7.2900e-004
tblVehicleEF	SBUS	0.02	5.5220e-003
tblVehicleEF	SBUS	0.70	0.21
tblVehicleEF	SBUS	1.3780e-003	3.6500e-004
tblVehicleEF	SBUS	0.10	0.09
tblVehicleEF	SBUS	9.1030e-003	0.03
tblVehicleEF	SBUS	0.27	0.02
tblVehicleEF	SBUS	0.01	3.1720e-003
tblVehicleEF	SBUS	0.01	0.01
tblVehicleEF	SBUS	4.8100e-004	3.4000e-005
tblVehicleEF	SBUS	2.9390e-003	7.2900e-004
tblVehicleEF	SBUS	0.02	5.5220e-003
tblVehicleEF	SBUS	1.00	0.30
tblVehicleEF	SBUS	1.3780e-003	3.6500e-004
tblVehicleEF	SBUS	0.12	0.10
tblVehicleEF	SBUS	9.1030e-003	0.03
tblVehicleEF	SBUS	0.29	0.03
tblVehicleEF	SBUS	0.83	0.05
tblVehicleEF	SBUS	9.3730e-003	6.0530e-003
tblVehicleEF	SBUS	0.05	3.5770e-003
tblVehicleEF	SBUS	5.77	2.01

Merrill Commerce Center (Off-Site Utilities Infrastructure Construction - Mitigated) - San Bernardino-South Coast County, Summer

tblVehicleEF	SBUS	0.57	0.52
tblVehicleEF	SBUS	3.51	0.40
tblVehicleEF	SBUS	1,292.80	340.36
tblVehicleEF	SBUS	1,120.79	1,098.26
tblVehicleEF	SBUS	39.22	3.11
tblVehicleEF	SBUS	10.46	3.21
tblVehicleEF	SBUS	3.74	4.23
tblVehicleEF	SBUS	7.7220e-003	2.7750e-003
tblVehicleEF	SBUS	0.01	0.01
tblVehicleEF	SBUS	0.02	0.03
tblVehicleEF	SBUS	5.6800e-004	3.3000e-005
tblVehicleEF	SBUS	7.3880e-003	2.6550e-003
tblVehicleEF	SBUS	2.7400e-003	2.7500e-003
tblVehicleEF	SBUS	0.02	0.02
tblVehicleEF	SBUS	5.2200e-004	3.0000e-005
tblVehicleEF	SBUS	5.5960e-003	1.3160e-003
tblVehicleEF	SBUS	0.02	5.7640e-003
tblVehicleEF	SBUS	0.70	0.21
tblVehicleEF	SBUS	2.9710e-003	7.0300e-004
tblVehicleEF	SBUS	0.10	0.09
tblVehicleEF	SBUS	8.3110e-003	0.03
tblVehicleEF	SBUS	0.22	0.02
tblVehicleEF	SBUS	0.01	3.2360e-003
tblVehicleEF	SBUS	0.01	0.01
tblVehicleEF	SBUS	4.5400e-004	3.1000e-005
tblVehicleEF	SBUS	5.5960e-003	1.3160e-003
tblVehicleEF	SBUS	0.02	5.7640e-003

Merrill Commerce Center (Off-Site Utilities Infrastructure Construction - Mitigated) - San Bernardino-South Coast County, Summer

tblVehicleEF	SBUS	1.00	0.30
tblVehicleEF	SBUS	2.9710e-003	7.0300e-004
tblVehicleEF	SBUS	0.12	0.10
tblVehicleEF	SBUS	8.3110e-003	0.03
tblVehicleEF	SBUS	0.24	0.02
tblVehicleEF	SBUS	0.83	0.04
tblVehicleEF	SBUS	9.2160e-003	5.9750e-003
tblVehicleEF	SBUS	0.06	4.4250e-003
tblVehicleEF	SBUS	6.08	2.09
tblVehicleEF	SBUS	0.56	0.51
tblVehicleEF	SBUS	5.17	0.59
tblVehicleEF	SBUS	1,146.01	324.30
tblVehicleEF	SBUS	1,120.79	1,098.25
tblVehicleEF	SBUS	39.22	3.42
tblVehicleEF	SBUS	9.69	3.08
tblVehicleEF	SBUS	3.93	4.45
tblVehicleEF	SBUS	0.01	3.9810e-003
tblVehicleEF	SBUS	0.01	0.01
tblVehicleEF	SBUS	0.02	0.03
tblVehicleEF	SBUS	5.6800e-004	3.3000e-005
tblVehicleEF	SBUS	0.01	3.8090e-003
tblVehicleEF	SBUS	2.7400e-003	2.7500e-003
tblVehicleEF	SBUS	0.02	0.02
tblVehicleEF	SBUS	5.2200e-004	3.0000e-005
tblVehicleEF	SBUS	2.8670e-003	6.8400e-004
tblVehicleEF	SBUS	0.02	5.6560e-003
tblVehicleEF	SBUS	0.70	0.21

Merrill Commerce Center (Off-Site Utilities Infrastructure Construction - Mitigated) - San Bernardino-South Coast County, Summer

tblVehicleEF	SBUS	1.3540e-003	3.6500e-004
tblVehicleEF	SBUS	0.10	0.09
tblVehicleEF	SBUS	0.01	0.04
tblVehicleEF	SBUS	0.27	0.03
tblVehicleEF	SBUS	0.01	3.0840e-003
tblVehicleEF	SBUS	0.01	0.01
tblVehicleEF	SBUS	4.8200e-004	3.4000e-005
tblVehicleEF	SBUS	2.8670e-003	6.8400e-004
tblVehicleEF	SBUS	0.02	5.6560e-003
tblVehicleEF	SBUS	1.01	0.30
tblVehicleEF	SBUS	1.3540e-003	3.6500e-004
tblVehicleEF	SBUS	0.12	0.10
tblVehicleEF	SBUS	0.01	0.04
tblVehicleEF	SBUS	0.30	0.03
tblVehicleEF	UBUS	1.62	4.21
tblVehicleEF	UBUS	0.08	0.02
tblVehicleEF	UBUS	8.33	32.79
tblVehicleEF	UBUS	13.39	1.42
tblVehicleEF	UBUS	1,818.42	1,717.93
tblVehicleEF	UBUS	138.62	16.41
tblVehicleEF	UBUS	4.85	0.36
tblVehicleEF	UBUS	0.51	0.08
tblVehicleEF	UBUS	0.01	0.03
tblVehicleEF	UBUS	0.05	2.7160e-003
tblVehicleEF	UBUS	1.4450e-003	2.1400e-004
tblVehicleEF	UBUS	0.22	0.03
tblVehicleEF	UBUS	3.0000e-003	6.3130e-003

Merrill Commerce Center (Off-Site Utilities Infrastructure Construction - Mitigated) - San Bernardino-South Coast County, Summer

tblVehicleEF	UBUS	0.05	2.5810e-003
tblVehicleEF	UBUS	1.3280e-003	1.9700e-004
tblVehicleEF	UBUS	7.4710e-003	1.3640e-003
tblVehicleEF	UBUS	0.10	6.9600e-003
tblVehicleEF	UBUS	3.6930e-003	5.6300e-004
tblVehicleEF	UBUS	0.49	0.06
tblVehicleEF	UBUS	0.02	0.03
tblVehicleEF	UBUS	1.10	0.06
tblVehicleEF	UBUS	9.7450e-003	3.7420e-003
tblVehicleEF	UBUS	1.6300e-003	1.6200e-004
tblVehicleEF	UBUS	7.4710e-003	1.3640e-003
tblVehicleEF	UBUS	0.10	6.9600e-003
tblVehicleEF	UBUS	3.6930e-003	5.6300e-004
tblVehicleEF	UBUS	2.17	4.30
tblVehicleEF	UBUS	0.02	0.03
tblVehicleEF	UBUS	1.20	0.07
tblVehicleEF	UBUS	1.63	4.21
tblVehicleEF	UBUS	0.07	0.01
tblVehicleEF	UBUS	8.41	32.79
tblVehicleEF	UBUS	11.00	1.16
tblVehicleEF	UBUS	1,818.42	1,717.93
tblVehicleEF	UBUS	138.62	15.99
tblVehicleEF	UBUS	4.50	0.35
tblVehicleEF	UBUS	0.51	0.08
tblVehicleEF	UBUS	0.01	0.03
tblVehicleEF	UBUS	0.05	2.7160e-003
tblVehicleEF	UBUS	1.4450e-003	2.1400e-004

Merrill Commerce Center (Off-Site Utilities Infrastructure Construction - Mitigated) - San Bernardino-South Coast County, Summer

tblVehicleEF	UBUS	0.22	0.03
tblVehicleEF	UBUS	3.0000e-003	6.3130e-003
tblVehicleEF	UBUS	0.05	2.5810e-003
tblVehicleEF	UBUS	1.3280e-003	1.9700e-004
tblVehicleEF	UBUS	0.01	2.6290e-003
tblVehicleEF	UBUS	0.13	9.1640e-003
tblVehicleEF	UBUS	8.6540e-003	1.3450e-003
tblVehicleEF	UBUS	0.50	0.06
tblVehicleEF	UBUS	0.02	0.02
tblVehicleEF	UBUS	0.98	0.06
tblVehicleEF	UBUS	9.7470e-003	3.7420e-003
tblVehicleEF	UBUS	1.5890e-003	1.5800e-004
tblVehicleEF	UBUS	0.01	2.6290e-003
tblVehicleEF	UBUS	0.13	9.1640e-003
tblVehicleEF	UBUS	8.6540e-003	1.3450e-003
tblVehicleEF	UBUS	2.18	4.30
tblVehicleEF	UBUS	0.02	0.02
tblVehicleEF	UBUS	1.07	0.06
tblVehicleEF	UBUS	1.62	4.21
tblVehicleEF	UBUS	0.08	0.02
tblVehicleEF	UBUS	8.34	32.79
tblVehicleEF	UBUS	12.95	1.38
tblVehicleEF	UBUS	1,818.42	1,717.93
tblVehicleEF	UBUS	138.62	16.36
tblVehicleEF	UBUS	4.76	0.36
tblVehicleEF	UBUS	0.51	0.08
tblVehicleEF	UBUS	0.01	0.03

Merrill Commerce Center (Off-Site Utilities Infrastructure Construction - Mitigated) - San Bernardino-South Coast County, Summer

tblVehicleEF	UBUS	0.05	2.7160e-003
tblVehicleEF	UBUS	1.4450e-003	2.1400e-004
tblVehicleEF	UBUS	0.22	0.03
tblVehicleEF	UBUS	3.0000e-003	6.3130e-003
tblVehicleEF	UBUS	0.05	2.5810e-003
tblVehicleEF	UBUS	1.3280e-003	1.9700e-004
tblVehicleEF	UBUS	8.4070e-003	1.4850e-003
tblVehicleEF	UBUS	0.13	8.1120e-003
tblVehicleEF	UBUS	3.8160e-003	5.5900e-004
tblVehicleEF	UBUS	0.49	0.06
tblVehicleEF	UBUS	0.03	0.03
tblVehicleEF	UBUS	1.08	0.06
tblVehicleEF	UBUS	9.7460e-003	3.7420e-003
tblVehicleEF	UBUS	1.6230e-003	1.6200e-004
tblVehicleEF	UBUS	8.4070e-003	1.4850e-003
tblVehicleEF	UBUS	0.13	8.1120e-003
tblVehicleEF	UBUS	3.8160e-003	5.5900e-004
tblVehicleEF	UBUS	2.17	4.30
tblVehicleEF	UBUS	0.03	0.03
tblVehicleEF	UBUS	1.18	0.07
tblVehicleTrips	CC_TL	8.40	0.00
tblVehicleTrips	CC_TTP	28.00	0.00
tblVehicleTrips	CNW_TL	6.90	0.00
tblVehicleTrips	CNW_TTP	13.00	0.00
tblVehicleTrips	CW_TL	16.60	0.00
tblVehicleTrips	CW_TTP	59.00	0.00
tblVehicleTrips	DV_TP	5.00	0.00

Merrill Commerce Center (Off-Site Utilities Infrastructure Construction - Mitigated) - San Bernardino-South Coast County, Summer

tblVehicleTrips	PB_TP	3.00	0.00
tblVehicleTrips	PR_TP	92.00	0.00
tblVehicleTrips	ST_TR	1.32	0.00
tblVehicleTrips	SU_TR	0.68	0.00
tblVehicleTrips	WD_TR	6.97	0.00
tblWater	IndoorWaterUseRate	1,141,299,687.50	0.00

2.0 Emissions Summary

Merrill Commerce Center (Off-Site Utilities Infrastructure Construction - Mitigated) - San Bernardino-South Coast County, Summer

2.1 Overall Construction (Maximum Daily Emission)**Unmitigated Construction**

	ROG	NOx	CO	SO2	Fugitive PM10	Exhaust PM10	PM10 Total	Fugitive PM2.5	Exhaust PM2.5	PM2.5 Total	Bio- CO2	NBio- CO2	Total CO2	CH4	N2O	CO2e
Year	lb/day										lb/day					
2023	4.7150	41.5724	44.1788	0.0965	7.5297	1.8134	9.3431	3.5433	1.6954	5.2387	0.0000	9,285.363 0	9,285.363 0	2.4881	0.0000	9,347.564 2
2024	4.5286	39.0339	44.0112	0.0964	7.5297	1.6628	9.1924	3.5433	1.5529	5.0962	0.0000	9,274.866 3	9,274.866 3	2.4821	0.0000	9,336.917 5
Maximum	4.7150	41.5724	44.1788	0.0965	7.5297	1.8134	9.3431	3.5433	1.6954	5.2387	0.0000	9,285.363 0	9,285.363 0	2.4881	0.0000	9,347.564 2

Mitigated Construction

	ROG	NOx	CO	SO2	Fugitive PM10	Exhaust PM10	PM10 Total	Fugitive PM2.5	Exhaust PM2.5	PM2.5 Total	Bio- CO2	NBio- CO2	Total CO2	CH4	N2O	CO2e
Year	lb/day										lb/day					
2023	1.2935	5.7517	55.6302	0.0965	3.2093	0.1486	3.3579	1.4542	0.1484	1.6026	0.0000	9,285.363 0	9,285.363 0	2.4881	0.0000	9,347.564 2
2024	1.2830	5.7421	55.5360	0.0964	3.2093	0.1486	3.3579	1.4542	0.1483	1.6026	0.0000	9,274.866 3	9,274.866 3	2.4821	0.0000	9,336.917 5
Maximum	1.2935	5.7517	55.6302	0.0965	3.2093	0.1486	3.3579	1.4542	0.1484	1.6026	0.0000	9,285.363 0	9,285.363 0	2.4881	0.0000	9,347.564 2

	ROG	NOx	CO	SO2	Fugitive PM10	Exhaust PM10	PM10 Total	Fugitive PM2.5	Exhaust PM2.5	PM2.5 Total	Bio- CO2	NBio-CO2	Total CO2	CH4	N2O	CO2e
Percent Reduction	72.13	85.74	-26.05	0.00	57.38	91.45	63.77	58.96	90.87	68.99	0.00	0.00	0.00	0.00	0.00	0.00

Merrill Commerce Center (Off-Site Utilities Infrastructure Construction - Mitigated) - San Bernardino-South Coast County, Summer

2.2 Overall Operational**Unmitigated Operational**

	ROG	NOx	CO	SO2	Fugitive PM10	Exhaust PM10	PM10 Total	Fugitive PM2.5	Exhaust PM2.5	PM2.5 Total	Bio- CO2	NBio- CO2	Total CO2	CH4	N2O	CO2e
Category	lb/day										lb/day					
Area	110.3008	4.5700e-003	0.5031	4.0000e-005		1.7900e-003	1.7900e-003		1.7900e-003	1.7900e-003		1.0801	1.0801	2.8200e-003		1.1506
Energy	0.0000	0.0000	0.0000	0.0000		0.0000	0.0000		0.0000	0.0000		0.0000	0.0000	0.0000	0.0000	0.0000
Mobile	0.0000	0.0000	0.0000	0.0000	0.0000	0.0000	0.0000	0.0000	0.0000	0.0000		0.0000	0.0000	0.0000		0.0000
Total	110.3008	4.5700e-003	0.5031	4.0000e-005	0.0000	1.7900e-003	1.7900e-003	0.0000	1.7900e-003	1.7900e-003		1.0801	1.0801	2.8200e-003	0.0000	1.1506

Mitigated Operational

	ROG	NOx	CO	SO2	Fugitive PM10	Exhaust PM10	PM10 Total	Fugitive PM2.5	Exhaust PM2.5	PM2.5 Total	Bio- CO2	NBio- CO2	Total CO2	CH4	N2O	CO2e
Category	lb/day										lb/day					
Area	110.3008	4.5700e-003	0.5031	4.0000e-005		1.7900e-003	1.7900e-003		1.7900e-003	1.7900e-003		1.0801	1.0801	2.8200e-003		1.1506
Energy	0.0000	0.0000	0.0000	0.0000		0.0000	0.0000		0.0000	0.0000		0.0000	0.0000	0.0000	0.0000	0.0000
Mobile	0.0000	0.0000	0.0000	0.0000	0.0000	0.0000	0.0000	0.0000	0.0000	0.0000		0.0000	0.0000	0.0000		0.0000
Total	110.3008	4.5700e-003	0.5031	4.0000e-005	0.0000	1.7900e-003	1.7900e-003	0.0000	1.7900e-003	1.7900e-003		1.0801	1.0801	2.8200e-003	0.0000	1.1506

Merrill Commerce Center (Off-Site Utilities Infrastructure Construction - Mitigated) - San Bernardino-South Coast County, Summer

	ROG	NOx	CO	SO2	Fugitive PM10	Exhaust PM10	PM10 Total	Fugitive PM2.5	Exhaust PM2.5	PM2.5 Total	Bio- CO2	NBio-CO2	Total CO2	CH4	N2O	CO2e
Percent Reduction	0.00	0.00	0.00	0.00	0.00	0.00	0.00	0.00	0.00	0.00	0.00	0.00	0.00	0.00	0.00	0.00

3.0 Construction Detail

Construction Phase

Phase Number	Phase Name	Phase Type	Start Date	End Date	Num Days Week	Num Days	Phase Description
1	Grading	Grading	1/2/2023	5/24/2024	5	365	

Acres of Grading (Site Preparation Phase): 0

Acres of Grading (Grading Phase): 365

Acres of Paving: 0

Residential Indoor: 0; Residential Outdoor: 0; Non-Residential Indoor: 0; Non-Residential Outdoor: 0; Striped Parking Area: 0 (Architectural Coating – sqft)

OffRoad Equipment

Merrill Commerce Center (Off-Site Utilities Infrastructure Construction - Mitigated) - San Bernardino-South Coast County, Summer

Phase Name	Offroad Equipment Type	Amount	Usage Hours	Horse Power	Load Factor
Grading	Bore/Drill Rigs	1	8.00	221	0.50
Grading	Cranes	1	8.00	231	0.29
Grading	Crushing/Proc. Equipment	1	8.00	85	0.78
Grading	Excavators	2	8.00	158	0.38
Grading	Generator Sets	1	8.00	84	0.74
Grading	Graders	1	8.00	187	0.41
Grading	Off-Highway Trucks	1	8.00	402	0.38
Grading	Pavers	2	8.00	130	0.42
Grading	Paving Equipment	1	8.00	132	0.36
Grading	Rollers	1	8.00	80	0.38
Grading	Rubber Tired Dozers	1	8.00	247	0.40
Grading	Scrapers	0	8.00	367	0.48
Grading	Tractors/Loaders/Backhoes	2	8.00	97	0.37
Grading	Welders	1	8.00	46	0.45

Trips and VMT

Phase Name	Offroad Equipment Count	Worker Trip Number	Vendor Trip Number	Hauling Trip Number	Worker Trip Length	Vendor Trip Length	Hauling Trip Length	Worker Vehicle Class	Vendor Vehicle Class	Hauling Vehicle Class
Grading	16	40.00	0.00	0.00	14.70	6.90	20.00	LD_Mix	HDT_Mix	HHDT

3.1 Mitigation Measures Construction

Use Cleaner Engines for Construction Equipment

Water Exposed Area

Merrill Commerce Center (Off-Site Utilities Infrastructure Construction - Mitigated) - San Bernardino-South Coast County, Summer

3.2 Grading - 2023**Unmitigated Construction On-Site**

	ROG	NOx	CO	SO2	Fugitive PM10	Exhaust PM10	PM10 Total	Fugitive PM2.5	Exhaust PM2.5	PM2.5 Total	Bio- CO2	NBio- CO2	Total CO2	CH4	N2O	CO2e
Category	lb/day										lb/day					
Fugitive Dust					7.0826	0.0000	7.0826	3.4247	0.0000	3.4247			0.0000			0.0000
Off-Road	4.5374	41.4706	42.7820	0.0924		1.8107	1.8107		1.6929	1.6929		8,879.3830	8,879.3830	2.4781		8,941.3341
Total	4.5374	41.4706	42.7820	0.0924	7.0826	1.8107	8.8933	3.4247	1.6929	5.1176		8,879.3830	8,879.3830	2.4781		8,941.3341

Unmitigated Construction Off-Site

	ROG	NOx	CO	SO2	Fugitive PM10	Exhaust PM10	PM10 Total	Fugitive PM2.5	Exhaust PM2.5	PM2.5 Total	Bio- CO2	NBio- CO2	Total CO2	CH4	N2O	CO2e
Category	lb/day										lb/day					
Hauling	0.0000	0.0000	0.0000	0.0000	0.0000	0.0000	0.0000	0.0000	0.0000	0.0000		0.0000	0.0000	0.0000		0.0000
Vendor	0.0000	0.0000	0.0000	0.0000	0.0000	0.0000	0.0000	0.0000	0.0000	0.0000		0.0000	0.0000	0.0000		0.0000
Worker	0.1776	0.1017	1.3968	4.0700e-003	0.4471	2.7000e-003	0.4498	0.1186	2.4900e-003	0.1211		405.9801	405.9801	0.0100		406.2301
Total	0.1776	0.1017	1.3968	4.0700e-003	0.4471	2.7000e-003	0.4498	0.1186	2.4900e-003	0.1211		405.9801	405.9801	0.0100		406.2301

Merrill Commerce Center (Off-Site Utilities Infrastructure Construction - Mitigated) - San Bernardino-South Coast County, Summer

3.2 Grading - 2023**Mitigated Construction On-Site**

	ROG	NOx	CO	SO2	Fugitive PM10	Exhaust PM10	PM10 Total	Fugitive PM2.5	Exhaust PM2.5	PM2.5 Total	Bio- CO2	NBio- CO2	Total CO2	CH4	N2O	CO2e
Category	lb/day										lb/day					
Fugitive Dust					2.7622	0.0000	2.7622	1.3357	0.0000	1.3357			0.0000			0.0000
Off-Road	1.1160	5.6500	54.2334	0.0924		0.1459	0.1459		0.1459	0.1459	0.0000	8,879.3830	8,879.3830	2.4781		8,941.3341
Total	1.1160	5.6500	54.2334	0.0924	2.7622	0.1459	2.9081	1.3357	0.1459	1.4815	0.0000	8,879.3830	8,879.3830	2.4781		8,941.3341

Mitigated Construction Off-Site

	ROG	NOx	CO	SO2	Fugitive PM10	Exhaust PM10	PM10 Total	Fugitive PM2.5	Exhaust PM2.5	PM2.5 Total	Bio- CO2	NBio- CO2	Total CO2	CH4	N2O	CO2e
Category	lb/day										lb/day					
Hauling	0.0000	0.0000	0.0000	0.0000	0.0000	0.0000	0.0000	0.0000	0.0000	0.0000		0.0000	0.0000	0.0000		0.0000
Vendor	0.0000	0.0000	0.0000	0.0000	0.0000	0.0000	0.0000	0.0000	0.0000	0.0000		0.0000	0.0000	0.0000		0.0000
Worker	0.1776	0.1017	1.3968	4.0700e-003	0.4471	2.7000e-003	0.4498	0.1186	2.4900e-003	0.1211		405.9801	405.9801	0.0100		406.2301
Total	0.1776	0.1017	1.3968	4.0700e-003	0.4471	2.7000e-003	0.4498	0.1186	2.4900e-003	0.1211		405.9801	405.9801	0.0100		406.2301

Merrill Commerce Center (Off-Site Utilities Infrastructure Construction - Mitigated) - San Bernardino-South Coast County, Summer

3.2 Grading - 2024**Unmitigated Construction On-Site**

	ROG	NOx	CO	SO2	Fugitive PM10	Exhaust PM10	PM10 Total	Fugitive PM2.5	Exhaust PM2.5	PM2.5 Total	Bio- CO2	NBio- CO2	Total CO2	CH4	N2O	CO2e
Category	lb/day										lb/day					
Fugitive Dust					7.0826	0.0000	7.0826	3.4247	0.0000	3.4247			0.0000			0.0000
Off-Road	4.3615	38.9417	42.7086	0.0925		1.6601	1.6601		1.5504	1.5504		8,882.0520	8,882.0520	2.4729		8,943.8749
Total	4.3615	38.9417	42.7086	0.0925	7.0826	1.6601	8.7427	3.4247	1.5504	4.9751		8,882.0520	8,882.0520	2.4729		8,943.8749

Unmitigated Construction Off-Site

	ROG	NOx	CO	SO2	Fugitive PM10	Exhaust PM10	PM10 Total	Fugitive PM2.5	Exhaust PM2.5	PM2.5 Total	Bio- CO2	NBio- CO2	Total CO2	CH4	N2O	CO2e
Category	lb/day										lb/day					
Hauling	0.0000	0.0000	0.0000	0.0000	0.0000	0.0000	0.0000	0.0000	0.0000	0.0000		0.0000	0.0000	0.0000		0.0000
Vendor	0.0000	0.0000	0.0000	0.0000	0.0000	0.0000	0.0000	0.0000	0.0000	0.0000		0.0000	0.0000	0.0000		0.0000
Worker	0.1671	0.0922	1.3026	3.9400e-003	0.4471	2.6800e-003	0.4498	0.1186	2.4600e-003	0.1210		392.8143	392.8143	9.1300e-003		393.0426
Total	0.1671	0.0922	1.3026	3.9400e-003	0.4471	2.6800e-003	0.4498	0.1186	2.4600e-003	0.1210		392.8143	392.8143	9.1300e-003		393.0426

Merrill Commerce Center (Off-Site Utilities Infrastructure Construction - Mitigated) - San Bernardino-South Coast County, Summer

3.2 Grading - 2024**Mitigated Construction On-Site**

	ROG	NOx	CO	SO2	Fugitive PM10	Exhaust PM10	PM10 Total	Fugitive PM2.5	Exhaust PM2.5	PM2.5 Total	Bio- CO2	NBio- CO2	Total CO2	CH4	N2O	CO2e
Category	lb/day										lb/day					
Fugitive Dust					2.7622	0.0000	2.7622	1.3357	0.0000	1.3357			0.0000			0.0000
Off-Road	1.1160	5.6500	54.2334	0.0925		0.1459	0.1459		0.1459	0.1459	0.0000	8,882.0520	8,882.0520	2.4729		8,943.8749
Total	1.1160	5.6500	54.2334	0.0925	2.7622	0.1459	2.9081	1.3357	0.1459	1.4815	0.0000	8,882.0520	8,882.0520	2.4729		8,943.8749

Mitigated Construction Off-Site

	ROG	NOx	CO	SO2	Fugitive PM10	Exhaust PM10	PM10 Total	Fugitive PM2.5	Exhaust PM2.5	PM2.5 Total	Bio- CO2	NBio- CO2	Total CO2	CH4	N2O	CO2e
Category	lb/day										lb/day					
Hauling	0.0000	0.0000	0.0000	0.0000	0.0000	0.0000	0.0000	0.0000	0.0000	0.0000		0.0000	0.0000	0.0000		0.0000
Vendor	0.0000	0.0000	0.0000	0.0000	0.0000	0.0000	0.0000	0.0000	0.0000	0.0000		0.0000	0.0000	0.0000		0.0000
Worker	0.1671	0.0922	1.3026	3.9400e-003	0.4471	2.6800e-003	0.4498	0.1186	2.4600e-003	0.1210		392.8143	392.8143	9.1300e-003		393.0426
Total	0.1671	0.0922	1.3026	3.9400e-003	0.4471	2.6800e-003	0.4498	0.1186	2.4600e-003	0.1210		392.8143	392.8143	9.1300e-003		393.0426

4.0 Operational Detail - Mobile

Merrill Commerce Center (Off-Site Utilities Infrastructure Construction - Mitigated) - San Bernardino-South Coast County, Summer

4.1 Mitigation Measures Mobile

	ROG	NOx	CO	SO2	Fugitive PM10	Exhaust PM10	PM10 Total	Fugitive PM2.5	Exhaust PM2.5	PM2.5 Total	Bio- CO2	NBio- CO2	Total CO2	CH4	N2O	CO2e
Category	lb/day										lb/day					
Mitigated	0.0000	0.0000	0.0000	0.0000	0.0000	0.0000	0.0000	0.0000	0.0000	0.0000		0.0000	0.0000	0.0000		0.0000
Unmitigated	0.0000	0.0000	0.0000	0.0000	0.0000	0.0000	0.0000	0.0000	0.0000	0.0000		0.0000	0.0000	0.0000		0.0000

4.2 Trip Summary Information

Land Use	Average Daily Trip Rate			Unmitigated	Mitigated
	Weekday	Saturday	Sunday	Annual VMT	Annual VMT
General Light Industry	0.00	0.00	0.00		
Total	0.00	0.00	0.00		

4.3 Trip Type Information

Land Use	Miles			Trip %			Trip Purpose %		
	H-W or C-W	H-S or C-C	H-O or C-NW	H-W or C-W	H-S or C-C	H-O or C-NW	Primary	Diverted	Pass-by
General Light Industry	0.00	0.00	0.00	0.00	0.00	0.00	0	0	0

4.4 Fleet Mix

Land Use	LDA	LDT1	LDT2	MDV	LHD1	LHD2	MHD	HHD	OBUS	UBUS	MCY	SBUS	MH
General Light Industry	0.558745	0.035303	0.181800	0.111169	0.014289	0.004794	0.018611	0.065078	0.001365	0.001491	0.005725	0.000799	0.000830

Merrill Commerce Center (Off-Site Utilities Infrastructure Construction - Mitigated) - San Bernardino-South Coast County, Summer

5.0 Energy Detail

Historical Energy Use: N

5.1 Mitigation Measures Energy

	ROG	NOx	CO	SO2	Fugitive PM10	Exhaust PM10	PM10 Total	Fugitive PM2.5	Exhaust PM2.5	PM2.5 Total	Bio- CO2	NBio- CO2	Total CO2	CH4	N2O	CO2e
Category	lb/day										lb/day					
NaturalGas Mitigated	0.0000	0.0000	0.0000	0.0000		0.0000	0.0000		0.0000	0.0000		0.0000	0.0000	0.0000	0.0000	0.0000
NaturalGas Unmitigated	0.0000	0.0000	0.0000	0.0000		0.0000	0.0000		0.0000	0.0000		0.0000	0.0000	0.0000	0.0000	0.0000

Merrill Commerce Center (Off-Site Utilities Infrastructure Construction - Mitigated) - San Bernardino-South Coast County, Summer

5.2 Energy by Land Use - NaturalGas**Unmitigated**

	NaturalGas Use	ROG	NOx	CO	SO2	Fugitive PM10	Exhaust PM10	PM10 Total	Fugitive PM2.5	Exhaust PM2.5	PM2.5 Total	Bio- CO2	NBio- CO2	Total CO2	CH4	N2O	CO2e
Land Use	kBTU/yr	lb/day										lb/day					
General Light Industry	0	0.0000	0.0000	0.0000	0.0000		0.0000	0.0000		0.0000	0.0000		0.0000	0.0000	0.0000	0.0000	0.0000
Total		0.0000	0.0000	0.0000	0.0000		0.0000	0.0000		0.0000	0.0000		0.0000	0.0000	0.0000	0.0000	0.0000

Mitigated

	NaturalGas Use	ROG	NOx	CO	SO2	Fugitive PM10	Exhaust PM10	PM10 Total	Fugitive PM2.5	Exhaust PM2.5	PM2.5 Total	Bio- CO2	NBio- CO2	Total CO2	CH4	N2O	CO2e
Land Use	kBTU/yr	lb/day										lb/day					
General Light Industry	0	0.0000	0.0000	0.0000	0.0000		0.0000	0.0000		0.0000	0.0000		0.0000	0.0000	0.0000	0.0000	0.0000
Total		0.0000	0.0000	0.0000	0.0000		0.0000	0.0000		0.0000	0.0000		0.0000	0.0000	0.0000	0.0000	0.0000

6.0 Area Detail**6.1 Mitigation Measures Area**

Merrill Commerce Center (Off-Site Utilities Infrastructure Construction - Mitigated) - San Bernardino-South Coast County, Summer

	ROG	NOx	CO	SO2	Fugitive PM10	Exhaust PM10	PM10 Total	Fugitive PM2.5	Exhaust PM2.5	PM2.5 Total	Bio- CO2	NBio- CO2	Total CO2	CH4	N2O	CO2e
Category	lb/day										lb/day					
Mitigated	110.3008	4.5700e-003	0.5031	4.0000e-005		1.7900e-003	1.7900e-003		1.7900e-003	1.7900e-003		1.0801	1.0801	2.8200e-003		1.1506
Unmitigated	110.3008	4.5700e-003	0.5031	4.0000e-005		1.7900e-003	1.7900e-003		1.7900e-003	1.7900e-003		1.0801	1.0801	2.8200e-003		1.1506

6.2 Area by SubCategory

Unmitigated

	ROG	NOx	CO	SO2	Fugitive PM10	Exhaust PM10	PM10 Total	Fugitive PM2.5	Exhaust PM2.5	PM2.5 Total	Bio- CO2	NBio- CO2	Total CO2	CH4	N2O	CO2e
SubCategory	lb/day										lb/day					
Architectural Coating	12.5344					0.0000	0.0000		0.0000	0.0000			0.0000			0.0000
Consumer Products	97.7199					0.0000	0.0000		0.0000	0.0000			0.0000			0.0000
Landscaping	0.0465	4.5700e-003	0.5031	4.0000e-005		1.7900e-003	1.7900e-003		1.7900e-003	1.7900e-003		1.0801	1.0801	2.8200e-003		1.1506
Total	110.3008	4.5700e-003	0.5031	4.0000e-005		1.7900e-003	1.7900e-003		1.7900e-003	1.7900e-003		1.0801	1.0801	2.8200e-003		1.1506

Merrill Commerce Center (Off-Site Utilities Infrastructure Construction - Mitigated) - San Bernardino-South Coast County, Summer

6.2 Area by SubCategory**Mitigated**

	ROG	NOx	CO	SO2	Fugitive PM10	Exhaust PM10	PM10 Total	Fugitive PM2.5	Exhaust PM2.5	PM2.5 Total	Bio- CO2	NBio- CO2	Total CO2	CH4	N2O	CO2e
SubCategory	lb/day										lb/day					
Architectural Coating	12.5344					0.0000	0.0000		0.0000	0.0000			0.0000			0.0000
Consumer Products	97.7199					0.0000	0.0000		0.0000	0.0000			0.0000			0.0000
Landscaping	0.0465	4.5700e-003	0.5031	4.0000e-005		1.7900e-003	1.7900e-003		1.7900e-003	1.7900e-003		1.0801	1.0801	2.8200e-003		1.1506
Total	110.3008	4.5700e-003	0.5031	4.0000e-005		1.7900e-003	1.7900e-003		1.7900e-003	1.7900e-003		1.0801	1.0801	2.8200e-003		1.1506

7.0 Water Detail**7.1 Mitigation Measures Water****8.0 Waste Detail****8.1 Mitigation Measures Waste****9.0 Operational Offroad**

Equipment Type	Number	Hours/Day	Days/Year	Horse Power	Load Factor	Fuel Type
----------------	--------	-----------	-----------	-------------	-------------	-----------

10.0 Stationary Equipment**Fire Pumps and Emergency Generators**

Merrill Commerce Center (Off-Site Utilities Infrastructure Construction - Mitigated) - San Bernardino-South Coast County, Summer

Equipment Type	Number	Hours/Day	Hours/Year	Horse Power	Load Factor	Fuel Type
----------------	--------	-----------	------------	-------------	-------------	-----------

Boilers

Equipment Type	Number	Heat Input/Day	Heat Input/Year	Boiler Rating	Fuel Type
----------------	--------	----------------	-----------------	---------------	-----------

User Defined Equipment

Equipment Type	Number
----------------	--------

11.0 Vegetation

Merrill Commerce Center (Off-Site Utilities Infrastructure Construction - Mitigated) - San Bernardino-South Coast County, Winter

Merrill Commerce Center (Off-Site Utilities Infrastructure Construction - Mitigated)
San Bernardino-South Coast County, Winter

1.0 Project Characteristics

1.1 Land Usage

Land Uses	Size	Metric	Lot Acreage	Floor Surface Area	Population
General Light Industry	4,935.35	1000sqft	113.30	4,935,350.00	0

1.2 Other Project Characteristics

Urbanization	Urban	Wind Speed (m/s)	2.2	Precipitation Freq (Days)	32
Climate Zone	10			Operational Year	2024
Utility Company	Southern California Edison				
CO2 Intensity (lb/MW hr)	702.44	CH4 Intensity (lb/MW hr)	0.029	N2O Intensity (lb/MW hr)	0.006

1.3 User Entered Comments & Non-Default Data

Merrill Commerce Center (Off-Site Utilities Infrastructure Construction - Mitigated) - San Bernardino-South Coast County, Winter

Project Characteristics -

Land Use - Per the IS, 113.3 acres of off-site areas could be disturbed during construction of off-site infrastructure improvements.

Construction Phase - As a conservative measure, it is assumed that pipeline construction will be conducted within a 365 day (1 year) timeframe.

Off-road Equipment - Construction Equipment based on similar equipment used in pipeline projects.

Grading - For purposes of analysis, total acres graded per day is based on the equipment specific grading rates (CalEEMod Appendix A) and the equipment list.

Vehicle Trips - Construction Run Only.

Energy Use - Construction Run Only.

Water And Wastewater - Construction Run Only.

Solid Waste - Construction Run Only.

Construction Off-road Equipment Mitigation - All construction equipment shall comply with EPA/CARB Tier 4 emissions standards

Vehicle Emission Factors - EMFAC2017

Vehicle Emission Factors - EMFAC2017

Vehicle Emission Factors - EMFAC2017

Table Name	Column Name	Default Value	New Value
tblConstEquipMitigation	NumberOfEquipmentMitigated	0.00	1.00
tblConstEquipMitigation	NumberOfEquipmentMitigated	0.00	1.00
tblConstEquipMitigation	NumberOfEquipmentMitigated	0.00	1.00
tblConstEquipMitigation	NumberOfEquipmentMitigated	0.00	2.00
tblConstEquipMitigation	NumberOfEquipmentMitigated	0.00	1.00
tblConstEquipMitigation	NumberOfEquipmentMitigated	0.00	1.00
tblConstEquipMitigation	NumberOfEquipmentMitigated	0.00	1.00
tblConstEquipMitigation	NumberOfEquipmentMitigated	0.00	2.00
tblConstEquipMitigation	NumberOfEquipmentMitigated	0.00	1.00
tblConstEquipMitigation	NumberOfEquipmentMitigated	0.00	1.00
tblConstEquipMitigation	NumberOfEquipmentMitigated	0.00	1.00
tblConstEquipMitigation	NumberOfEquipmentMitigated	0.00	2.00

Merrill Commerce Center (Off-Site Utilities Infrastructure Construction - Mitigated) - San Bernardino-South Coast County, Winter

tblConstEquipMitigation	NumberOfEquipmentMitigated	0.00	1.00
tblConstEquipMitigation	Tier	No Change	Tier 4 Final
tblConstEquipMitigation	Tier	No Change	Tier 4 Final
tblConstEquipMitigation	Tier	No Change	Tier 4 Final
tblConstEquipMitigation	Tier	No Change	Tier 4 Final
tblConstEquipMitigation	Tier	No Change	Tier 4 Final
tblConstEquipMitigation	Tier	No Change	Tier 4 Final
tblConstEquipMitigation	Tier	No Change	Tier 4 Final
tblConstEquipMitigation	Tier	No Change	Tier 4 Final
tblConstEquipMitigation	Tier	No Change	Tier 4 Final
tblConstEquipMitigation	Tier	No Change	Tier 4 Final
tblConstEquipMitigation	Tier	No Change	Tier 4 Final
tblConstEquipMitigation	Tier	No Change	Tier 4 Final
tblConstEquipMitigation	Tier	No Change	Tier 4 Final
tblConstructionPhase	NumDays	310.00	365.00
tblEnergyUse	LightingElect	2.93	0.00
tblEnergyUse	NT24E	5.02	0.00
tblEnergyUse	NT24NG	17.13	0.00
tblEnergyUse	T24E	2.20	0.00
tblEnergyUse	T24NG	15.36	0.00
tblGrading	AcresOfGrading	182.50	365.00
tblOffRoadEquipment	OffRoadEquipmentUnitAmount	2.00	0.00
tblSolidWaste	SolidWasteGenerationRate	6,119.83	0.00
tblVehicleEF	HHD	0.92	0.03
tblVehicleEF	HHD	0.04	0.06
tblVehicleEF	HHD	0.08	0.00
tblVehicleEF	HHD	2.21	8.65

Merrill Commerce Center (Off-Site Utilities Infrastructure Construction - Mitigated) - San Bernardino-South Coast County, Winter

tblVehicleEF	HHD	0.53	0.33
tblVehicleEF	HHD	1.68	2.1330e-003
tblVehicleEF	HHD	6,548.54	1,402.40
tblVehicleEF	HHD	1,428.49	1,288.58
tblVehicleEF	HHD	5.31	0.02
tblVehicleEF	HHD	18.65	7.09
tblVehicleEF	HHD	1.28	2.16
tblVehicleEF	HHD	5.3430e-003	2.9710e-003
tblVehicleEF	HHD	0.06	0.06
tblVehicleEF	HHD	0.04	0.04
tblVehicleEF	HHD	5.3010e-003	0.03
tblVehicleEF	HHD	4.7000e-005	0.00
tblVehicleEF	HHD	5.1120e-003	2.8430e-003
tblVehicleEF	HHD	0.03	0.03
tblVehicleEF	HHD	8.8790e-003	8.9150e-003
tblVehicleEF	HHD	5.0720e-003	0.02
tblVehicleEF	HHD	4.3000e-005	0.00
tblVehicleEF	HHD	7.3000e-005	2.0000e-006
tblVehicleEF	HHD	2.7400e-003	7.3000e-005
tblVehicleEF	HHD	0.59	0.58
tblVehicleEF	HHD	4.5000e-005	1.0000e-006
tblVehicleEF	HHD	0.06	0.02
tblVehicleEF	HHD	1.7500e-004	3.6700e-004
tblVehicleEF	HHD	0.04	1.0000e-006
tblVehicleEF	HHD	0.06	0.01
tblVehicleEF	HHD	0.01	0.01
tblVehicleEF	HHD	8.1000e-005	0.00

Merrill Commerce Center (Off-Site Utilities Infrastructure Construction - Mitigated) - San Bernardino-South Coast County, Winter

tblVehicleEF	HHD	7.3000e-005	2.0000e-006
tblVehicleEF	HHD	2.7400e-003	7.3000e-005
tblVehicleEF	HHD	0.67	0.67
tblVehicleEF	HHD	4.5000e-005	1.0000e-006
tblVehicleEF	HHD	0.10	0.08
tblVehicleEF	HHD	1.7500e-004	3.6700e-004
tblVehicleEF	HHD	0.05	1.0000e-006
tblVehicleEF	HHD	0.87	0.03
tblVehicleEF	HHD	0.04	0.06
tblVehicleEF	HHD	0.08	0.00
tblVehicleEF	HHD	1.61	8.54
tblVehicleEF	HHD	0.53	0.33
tblVehicleEF	HHD	1.58	2.0000e-003
tblVehicleEF	HHD	6,937.59	1,384.98
tblVehicleEF	HHD	1,428.49	1,288.58
tblVehicleEF	HHD	5.31	0.02
tblVehicleEF	HHD	19.25	6.75
tblVehicleEF	HHD	1.20	2.04
tblVehicleEF	HHD	4.5050e-003	2.6190e-003
tblVehicleEF	HHD	0.06	0.06
tblVehicleEF	HHD	0.04	0.04
tblVehicleEF	HHD	5.3010e-003	0.03
tblVehicleEF	HHD	4.7000e-005	0.00
tblVehicleEF	HHD	4.3100e-003	2.5050e-003
tblVehicleEF	HHD	0.03	0.03
tblVehicleEF	HHD	8.8790e-003	8.9150e-003
tblVehicleEF	HHD	5.0720e-003	0.02

Merrill Commerce Center (Off-Site Utilities Infrastructure Construction - Mitigated) - San Bernardino-South Coast County, Winter

tblVehicleEF	HHD	4.3000e-005	0.00
tblVehicleEF	HHD	1.4200e-004	5.0000e-006
tblVehicleEF	HHD	3.0590e-003	8.5000e-005
tblVehicleEF	HHD	0.55	0.62
tblVehicleEF	HHD	9.8000e-005	3.0000e-006
tblVehicleEF	HHD	0.06	0.02
tblVehicleEF	HHD	1.7700e-004	3.7800e-004
tblVehicleEF	HHD	0.04	1.0000e-006
tblVehicleEF	HHD	0.07	0.01
tblVehicleEF	HHD	0.01	0.01
tblVehicleEF	HHD	7.9000e-005	0.00
tblVehicleEF	HHD	1.4200e-004	5.0000e-006
tblVehicleEF	HHD	3.0590e-003	8.5000e-005
tblVehicleEF	HHD	0.64	0.71
tblVehicleEF	HHD	9.8000e-005	3.0000e-006
tblVehicleEF	HHD	0.10	0.08
tblVehicleEF	HHD	1.7700e-004	3.7800e-004
tblVehicleEF	HHD	0.04	1.0000e-006
tblVehicleEF	HHD	0.99	0.02
tblVehicleEF	HHD	0.04	9.2500e-004
tblVehicleEF	HHD	0.08	0.00
tblVehicleEF	HHD	3.05	8.75
tblVehicleEF	HHD	0.53	0.18
tblVehicleEF	HHD	1.66	2.1040e-003
tblVehicleEF	HHD	6,011.27	1,412.86
tblVehicleEF	HHD	1,428.49	1,250.25
tblVehicleEF	HHD	5.31	0.02

Merrill Commerce Center (Off-Site Utilities Infrastructure Construction - Mitigated) - San Bernardino-South Coast County, Winter

tblVehicleEF	HHD	17.82	7.48
tblVehicleEF	HHD	1.26	2.10
tblVehicleEF	HHD	6.5010e-003	3.3140e-003
tblVehicleEF	HHD	0.06	0.06
tblVehicleEF	HHD	0.04	0.04
tblVehicleEF	HHD	5.3010e-003	0.03
tblVehicleEF	HHD	4.7000e-005	0.00
tblVehicleEF	HHD	6.2190e-003	3.1700e-003
tblVehicleEF	HHD	0.03	0.03
tblVehicleEF	HHD	8.8790e-003	8.8150e-003
tblVehicleEF	HHD	5.0720e-003	0.02
tblVehicleEF	HHD	4.3000e-005	0.00
tblVehicleEF	HHD	7.1000e-005	3.0000e-006
tblVehicleEF	HHD	2.9460e-003	8.6000e-005
tblVehicleEF	HHD	0.63	0.54
tblVehicleEF	HHD	4.4000e-005	1.0000e-006
tblVehicleEF	HHD	0.06	0.02
tblVehicleEF	HHD	1.8900e-004	3.8400e-004
tblVehicleEF	HHD	0.04	1.0000e-006
tblVehicleEF	HHD	0.06	0.01
tblVehicleEF	HHD	0.01	0.01
tblVehicleEF	HHD	8.0000e-005	0.00
tblVehicleEF	HHD	7.1000e-005	3.0000e-006
tblVehicleEF	HHD	2.9460e-003	8.6000e-005
tblVehicleEF	HHD	0.73	0.61
tblVehicleEF	HHD	4.4000e-005	1.0000e-006
tblVehicleEF	HHD	0.10	0.02

Merrill Commerce Center (Off-Site Utilities Infrastructure Construction - Mitigated) - San Bernardino-South Coast County, Winter

tblVehicleEF	HHD	1.8900e-004	3.8400e-004
tblVehicleEF	HHD	0.05	1.0000e-006
tblVehicleEF	LDA	3.4870e-003	1.9200e-003
tblVehicleEF	LDA	4.3060e-003	0.04
tblVehicleEF	LDA	0.51	0.57
tblVehicleEF	LDA	0.99	2.02
tblVehicleEF	LDA	232.23	246.40
tblVehicleEF	LDA	52.85	50.59
tblVehicleEF	LDA	0.04	0.03
tblVehicleEF	LDA	1.6390e-003	1.3330e-003
tblVehicleEF	LDA	2.2390e-003	1.7020e-003
tblVehicleEF	LDA	1.5090e-003	1.2270e-003
tblVehicleEF	LDA	2.0590e-003	1.5650e-003
tblVehicleEF	LDA	0.04	0.05
tblVehicleEF	LDA	0.09	0.09
tblVehicleEF	LDA	0.03	0.04
tblVehicleEF	LDA	8.7420e-003	7.0520e-003
tblVehicleEF	LDA	0.03	0.20
tblVehicleEF	LDA	0.06	0.19
tblVehicleEF	LDA	2.3250e-003	2.4380e-003
tblVehicleEF	LDA	5.4500e-004	5.0100e-004
tblVehicleEF	LDA	0.04	0.05
tblVehicleEF	LDA	0.09	0.09
tblVehicleEF	LDA	0.03	0.04
tblVehicleEF	LDA	0.01	0.01
tblVehicleEF	LDA	0.03	0.20
tblVehicleEF	LDA	0.06	0.21

Merrill Commerce Center (Off-Site Utilities Infrastructure Construction - Mitigated) - San Bernardino-South Coast County, Winter

tblVehicleEF	LDA	3.9680e-003	2.2030e-003
tblVehicleEF	LDA	3.5930e-003	0.04
tblVehicleEF	LDA	0.62	0.70
tblVehicleEF	LDA	0.82	1.68
tblVehicleEF	LDA	254.04	269.03
tblVehicleEF	LDA	52.85	49.95
tblVehicleEF	LDA	0.04	0.03
tblVehicleEF	LDA	1.6390e-003	1.3330e-003
tblVehicleEF	LDA	2.2390e-003	1.7020e-003
tblVehicleEF	LDA	1.5090e-003	1.2270e-003
tblVehicleEF	LDA	2.0590e-003	1.5650e-003
tblVehicleEF	LDA	0.08	0.11
tblVehicleEF	LDA	0.10	0.11
tblVehicleEF	LDA	0.06	0.09
tblVehicleEF	LDA	9.9310e-003	7.9980e-003
tblVehicleEF	LDA	0.03	0.20
tblVehicleEF	LDA	0.05	0.16
tblVehicleEF	LDA	2.5450e-003	2.6610e-003
tblVehicleEF	LDA	5.4200e-004	4.9400e-004
tblVehicleEF	LDA	0.08	0.11
tblVehicleEF	LDA	0.10	0.11
tblVehicleEF	LDA	0.06	0.09
tblVehicleEF	LDA	0.01	0.01
tblVehicleEF	LDA	0.03	0.20
tblVehicleEF	LDA	0.05	0.17
tblVehicleEF	LDA	3.3950e-003	1.8740e-003
tblVehicleEF	LDA	4.2830e-003	0.04

Merrill Commerce Center (Off-Site Utilities Infrastructure Construction - Mitigated) - San Bernardino-South Coast County, Winter

tblVehicleEF	LDA	0.48	0.54
tblVehicleEF	LDA	0.97	1.98
tblVehicleEF	LDA	227.08	241.10
tblVehicleEF	LDA	52.85	50.53
tblVehicleEF	LDA	0.04	0.03
tblVehicleEF	LDA	1.6390e-003	1.3330e-003
tblVehicleEF	LDA	2.2390e-003	1.7020e-003
tblVehicleEF	LDA	1.5090e-003	1.2270e-003
tblVehicleEF	LDA	2.0590e-003	1.5650e-003
tblVehicleEF	LDA	0.04	0.05
tblVehicleEF	LDA	0.10	0.10
tblVehicleEF	LDA	0.03	0.04
tblVehicleEF	LDA	8.5140e-003	6.8740e-003
tblVehicleEF	LDA	0.04	0.23
tblVehicleEF	LDA	0.06	0.19
tblVehicleEF	LDA	2.2730e-003	2.3850e-003
tblVehicleEF	LDA	5.4500e-004	5.0000e-004
tblVehicleEF	LDA	0.04	0.05
tblVehicleEF	LDA	0.10	0.10
tblVehicleEF	LDA	0.03	0.04
tblVehicleEF	LDA	0.01	9.9970e-003
tblVehicleEF	LDA	0.04	0.23
tblVehicleEF	LDA	0.06	0.21
tblVehicleEF	LDT1	0.01	5.3250e-003
tblVehicleEF	LDT1	0.01	0.07
tblVehicleEF	LDT1	1.27	1.14
tblVehicleEF	LDT1	2.92	2.25

Merrill Commerce Center (Off-Site Utilities Infrastructure Construction - Mitigated) - San Bernardino-South Coast County, Winter

tblVehicleEF	LDT1	294.54	292.95
tblVehicleEF	LDT1	66.91	61.63
tblVehicleEF	LDT1	0.13	0.10
tblVehicleEF	LDT1	2.4790e-003	1.8800e-003
tblVehicleEF	LDT1	3.3490e-003	2.4490e-003
tblVehicleEF	LDT1	2.2820e-003	1.7290e-003
tblVehicleEF	LDT1	3.0800e-003	2.2520e-003
tblVehicleEF	LDT1	0.16	0.16
tblVehicleEF	LDT1	0.29	0.22
tblVehicleEF	LDT1	0.11	0.11
tblVehicleEF	LDT1	0.03	0.02
tblVehicleEF	LDT1	0.18	0.75
tblVehicleEF	LDT1	0.20	0.35
tblVehicleEF	LDT1	2.9610e-003	2.8990e-003
tblVehicleEF	LDT1	7.2000e-004	6.1000e-004
tblVehicleEF	LDT1	0.16	0.16
tblVehicleEF	LDT1	0.29	0.22
tblVehicleEF	LDT1	0.11	0.11
tblVehicleEF	LDT1	0.04	0.03
tblVehicleEF	LDT1	0.18	0.75
tblVehicleEF	LDT1	0.22	0.38
tblVehicleEF	LDT1	0.01	6.0460e-003
tblVehicleEF	LDT1	0.01	0.06
tblVehicleEF	LDT1	1.52	1.39
tblVehicleEF	LDT1	2.41	1.87
tblVehicleEF	LDT1	320.99	316.51
tblVehicleEF	LDT1	66.91	60.83

Merrill Commerce Center (Off-Site Utilities Infrastructure Construction - Mitigated) - San Bernardino-South Coast County, Winter

tblVehicleEF	LDT1	0.12	0.09
tblVehicleEF	LDT1	2.4790e-003	1.8800e-003
tblVehicleEF	LDT1	3.3490e-003	2.4490e-003
tblVehicleEF	LDT1	2.2820e-003	1.7290e-003
tblVehicleEF	LDT1	3.0800e-003	2.2520e-003
tblVehicleEF	LDT1	0.33	0.33
tblVehicleEF	LDT1	0.36	0.27
tblVehicleEF	LDT1	0.24	0.25
tblVehicleEF	LDT1	0.03	0.03
tblVehicleEF	LDT1	0.18	0.75
tblVehicleEF	LDT1	0.17	0.29
tblVehicleEF	LDT1	3.2290e-003	3.1320e-003
tblVehicleEF	LDT1	7.1100e-004	6.0200e-004
tblVehicleEF	LDT1	0.33	0.33
tblVehicleEF	LDT1	0.36	0.27
tblVehicleEF	LDT1	0.24	0.25
tblVehicleEF	LDT1	0.04	0.04
tblVehicleEF	LDT1	0.18	0.75
tblVehicleEF	LDT1	0.18	0.32
tblVehicleEF	LDT1	0.01	5.2030e-003
tblVehicleEF	LDT1	0.01	0.07
tblVehicleEF	LDT1	1.21	1.09
tblVehicleEF	LDT1	2.88	2.21
tblVehicleEF	LDT1	288.31	287.37
tblVehicleEF	LDT1	66.91	61.56
tblVehicleEF	LDT1	0.12	0.09
tblVehicleEF	LDT1	2.4790e-003	1.8800e-003

Merrill Commerce Center (Off-Site Utilities Infrastructure Construction - Mitigated) - San Bernardino-South Coast County, Winter

tblVehicleEF	LDT1	3.3490e-003	2.4490e-003
tblVehicleEF	LDT1	2.2820e-003	1.7290e-003
tblVehicleEF	LDT1	3.0800e-003	2.2520e-003
tblVehicleEF	LDT1	0.17	0.17
tblVehicleEF	LDT1	0.34	0.25
tblVehicleEF	LDT1	0.10	0.11
tblVehicleEF	LDT1	0.03	0.02
tblVehicleEF	LDT1	0.21	0.88
tblVehicleEF	LDT1	0.20	0.35
tblVehicleEF	LDT1	2.8980e-003	2.8440e-003
tblVehicleEF	LDT1	7.2000e-004	6.0900e-004
tblVehicleEF	LDT1	0.17	0.17
tblVehicleEF	LDT1	0.34	0.25
tblVehicleEF	LDT1	0.10	0.11
tblVehicleEF	LDT1	0.04	0.03
tblVehicleEF	LDT1	0.21	0.88
tblVehicleEF	LDT1	0.22	0.38
tblVehicleEF	LDT2	5.3570e-003	3.4390e-003
tblVehicleEF	LDT2	6.4770e-003	0.06
tblVehicleEF	LDT2	0.71	0.83
tblVehicleEF	LDT2	1.39	2.58
tblVehicleEF	LDT2	328.11	308.59
tblVehicleEF	LDT2	74.12	65.18
tblVehicleEF	LDT2	0.07	0.07
tblVehicleEF	LDT2	1.7520e-003	1.4110e-003
tblVehicleEF	LDT2	2.4320e-003	1.7940e-003
tblVehicleEF	LDT2	1.6110e-003	1.2980e-003

Merrill Commerce Center (Off-Site Utilities Infrastructure Construction - Mitigated) - San Bernardino-South Coast County, Winter

tblVehicleEF	LDT2	2.2360e-003	1.6500e-003
tblVehicleEF	LDT2	0.06	0.09
tblVehicleEF	LDT2	0.11	0.13
tblVehicleEF	LDT2	0.05	0.08
tblVehicleEF	LDT2	0.01	0.01
tblVehicleEF	LDT2	0.06	0.45
tblVehicleEF	LDT2	0.09	0.29
tblVehicleEF	LDT2	3.2870e-003	3.0530e-003
tblVehicleEF	LDT2	7.6500e-004	6.4500e-004
tblVehicleEF	LDT2	0.06	0.09
tblVehicleEF	LDT2	0.11	0.13
tblVehicleEF	LDT2	0.05	0.08
tblVehicleEF	LDT2	0.02	0.02
tblVehicleEF	LDT2	0.06	0.45
tblVehicleEF	LDT2	0.10	0.32
tblVehicleEF	LDT2	6.0780e-003	3.9290e-003
tblVehicleEF	LDT2	5.3990e-003	0.05
tblVehicleEF	LDT2	0.87	1.01
tblVehicleEF	LDT2	1.15	2.14
tblVehicleEF	LDT2	358.16	331.10
tblVehicleEF	LDT2	74.12	64.32
tblVehicleEF	LDT2	0.06	0.06
tblVehicleEF	LDT2	1.7520e-003	1.4110e-003
tblVehicleEF	LDT2	2.4320e-003	1.7940e-003
tblVehicleEF	LDT2	1.6110e-003	1.2980e-003
tblVehicleEF	LDT2	2.2360e-003	1.6500e-003
tblVehicleEF	LDT2	0.12	0.19

Merrill Commerce Center (Off-Site Utilities Infrastructure Construction - Mitigated) - San Bernardino-South Coast County, Winter

tblVehicleEF	LDT2	0.13	0.16
tblVehicleEF	LDT2	0.10	0.16
tblVehicleEF	LDT2	0.02	0.02
tblVehicleEF	LDT2	0.06	0.45
tblVehicleEF	LDT2	0.07	0.25
tblVehicleEF	LDT2	3.5890e-003	3.2760e-003
tblVehicleEF	LDT2	7.6000e-004	6.3600e-004
tblVehicleEF	LDT2	0.12	0.19
tblVehicleEF	LDT2	0.13	0.16
tblVehicleEF	LDT2	0.10	0.16
tblVehicleEF	LDT2	0.02	0.02
tblVehicleEF	LDT2	0.06	0.45
tblVehicleEF	LDT2	0.08	0.27
tblVehicleEF	LDT2	5.2180e-003	3.3570e-003
tblVehicleEF	LDT2	6.4370e-003	0.06
tblVehicleEF	LDT2	0.67	0.78
tblVehicleEF	LDT2	1.37	2.54
tblVehicleEF	LDT2	321.03	303.26
tblVehicleEF	LDT2	74.12	65.10
tblVehicleEF	LDT2	0.07	0.07
tblVehicleEF	LDT2	1.7520e-003	1.4110e-003
tblVehicleEF	LDT2	2.4320e-003	1.7940e-003
tblVehicleEF	LDT2	1.6110e-003	1.2980e-003
tblVehicleEF	LDT2	2.2360e-003	1.6500e-003
tblVehicleEF	LDT2	0.06	0.09
tblVehicleEF	LDT2	0.12	0.15
tblVehicleEF	LDT2	0.05	0.07

Merrill Commerce Center (Off-Site Utilities Infrastructure Construction - Mitigated) - San Bernardino-South Coast County, Winter

tblVehicleEF	LDT2	0.01	0.01
tblVehicleEF	LDT2	0.07	0.52
tblVehicleEF	LDT2	0.09	0.29
tblVehicleEF	LDT2	3.2150e-003	3.0000e-003
tblVehicleEF	LDT2	7.6400e-004	6.4400e-004
tblVehicleEF	LDT2	0.06	0.09
tblVehicleEF	LDT2	0.12	0.15
tblVehicleEF	LDT2	0.05	0.07
tblVehicleEF	LDT2	0.02	0.02
tblVehicleEF	LDT2	0.07	0.52
tblVehicleEF	LDT2	0.10	0.32
tblVehicleEF	LHD1	4.8470e-003	4.6170e-003
tblVehicleEF	LHD1	0.01	5.3670e-003
tblVehicleEF	LHD1	0.02	0.01
tblVehicleEF	LHD1	0.14	0.17
tblVehicleEF	LHD1	0.89	0.72
tblVehicleEF	LHD1	2.31	0.96
tblVehicleEF	LHD1	9.22	9.21
tblVehicleEF	LHD1	599.78	632.81
tblVehicleEF	LHD1	29.30	10.40
tblVehicleEF	LHD1	0.09	0.08
tblVehicleEF	LHD1	1.82	1.26
tblVehicleEF	LHD1	9.6000e-004	9.7300e-004
tblVehicleEF	LHD1	0.01	9.9970e-003
tblVehicleEF	LHD1	0.01	0.01
tblVehicleEF	LHD1	8.6900e-004	2.4100e-004
tblVehicleEF	LHD1	9.1800e-004	9.3100e-004

Merrill Commerce Center (Off-Site Utilities Infrastructure Construction - Mitigated) - San Bernardino-South Coast County, Winter

tblVehicleEF	LHD1	2.5600e-003	2.4990e-003
tblVehicleEF	LHD1	0.01	9.5440e-003
tblVehicleEF	LHD1	7.9900e-004	2.2100e-004
tblVehicleEF	LHD1	3.4980e-003	2.8470e-003
tblVehicleEF	LHD1	0.11	0.08
tblVehicleEF	LHD1	0.02	0.02
tblVehicleEF	LHD1	1.7520e-003	1.4060e-003
tblVehicleEF	LHD1	0.08	0.06
tblVehicleEF	LHD1	0.35	0.55
tblVehicleEF	LHD1	0.24	0.07
tblVehicleEF	LHD1	9.2000e-005	8.9000e-005
tblVehicleEF	LHD1	5.8770e-003	6.1580e-003
tblVehicleEF	LHD1	3.3600e-004	1.0300e-004
tblVehicleEF	LHD1	3.4980e-003	2.8470e-003
tblVehicleEF	LHD1	0.11	0.08
tblVehicleEF	LHD1	0.02	0.03
tblVehicleEF	LHD1	1.7520e-003	1.4060e-003
tblVehicleEF	LHD1	0.09	0.07
tblVehicleEF	LHD1	0.35	0.55
tblVehicleEF	LHD1	0.26	0.08
tblVehicleEF	LHD1	4.8470e-003	4.6320e-003
tblVehicleEF	LHD1	0.01	5.4860e-003
tblVehicleEF	LHD1	0.02	0.01
tblVehicleEF	LHD1	0.14	0.17
tblVehicleEF	LHD1	0.91	0.73
tblVehicleEF	LHD1	2.16	0.90
tblVehicleEF	LHD1	9.22	9.21

Merrill Commerce Center (Off-Site Utilities Infrastructure Construction - Mitigated) - San Bernardino-South Coast County, Winter

tblVehicleEF	LHD1	599.78	632.83
tblVehicleEF	LHD1	29.30	10.29
tblVehicleEF	LHD1	0.09	0.08
tblVehicleEF	LHD1	1.71	1.18
tblVehicleEF	LHD1	9.6000e-004	9.7300e-004
tblVehicleEF	LHD1	0.01	9.9970e-003
tblVehicleEF	LHD1	0.01	0.01
tblVehicleEF	LHD1	8.6900e-004	2.4100e-004
tblVehicleEF	LHD1	9.1800e-004	9.3100e-004
tblVehicleEF	LHD1	2.5600e-003	2.4990e-003
tblVehicleEF	LHD1	0.01	9.5440e-003
tblVehicleEF	LHD1	7.9900e-004	2.2100e-004
tblVehicleEF	LHD1	6.8610e-003	5.6090e-003
tblVehicleEF	LHD1	0.13	0.10
tblVehicleEF	LHD1	0.02	0.02
tblVehicleEF	LHD1	3.9020e-003	3.1720e-003
tblVehicleEF	LHD1	0.08	0.06
tblVehicleEF	LHD1	0.35	0.56
tblVehicleEF	LHD1	0.22	0.07
tblVehicleEF	LHD1	9.2000e-005	8.9000e-005
tblVehicleEF	LHD1	5.8770e-003	6.1580e-003
tblVehicleEF	LHD1	3.3400e-004	1.0200e-004
tblVehicleEF	LHD1	6.8610e-003	5.6090e-003
tblVehicleEF	LHD1	0.13	0.10
tblVehicleEF	LHD1	0.02	0.03
tblVehicleEF	LHD1	3.9020e-003	3.1720e-003
tblVehicleEF	LHD1	0.09	0.07

Merrill Commerce Center (Off-Site Utilities Infrastructure Construction - Mitigated) - San Bernardino-South Coast County, Winter

tblVehicleEF	LHD1	0.35	0.56
tblVehicleEF	LHD1	0.24	0.07
tblVehicleEF	LHD1	4.8470e-003	4.6200e-003
tblVehicleEF	LHD1	0.01	5.3800e-003
tblVehicleEF	LHD1	0.02	0.01
tblVehicleEF	LHD1	0.14	0.17
tblVehicleEF	LHD1	0.89	0.72
tblVehicleEF	LHD1	2.27	0.95
tblVehicleEF	LHD1	9.22	9.21
tblVehicleEF	LHD1	599.78	632.81
tblVehicleEF	LHD1	29.30	10.37
tblVehicleEF	LHD1	0.09	0.08
tblVehicleEF	LHD1	1.79	1.24
tblVehicleEF	LHD1	9.6000e-004	9.7300e-004
tblVehicleEF	LHD1	0.01	9.9970e-003
tblVehicleEF	LHD1	0.01	0.01
tblVehicleEF	LHD1	8.6900e-004	2.4100e-004
tblVehicleEF	LHD1	9.1800e-004	9.3100e-004
tblVehicleEF	LHD1	2.5600e-003	2.4990e-003
tblVehicleEF	LHD1	0.01	9.5440e-003
tblVehicleEF	LHD1	7.9900e-004	2.2100e-004
tblVehicleEF	LHD1	3.7620e-003	3.1080e-003
tblVehicleEF	LHD1	0.12	0.09
tblVehicleEF	LHD1	0.02	0.02
tblVehicleEF	LHD1	1.7190e-003	1.3850e-003
tblVehicleEF	LHD1	0.08	0.06
tblVehicleEF	LHD1	0.38	0.59

Merrill Commerce Center (Off-Site Utilities Infrastructure Construction - Mitigated) - San Bernardino-South Coast County, Winter

tblVehicleEF	LHD1	0.23	0.07
tblVehicleEF	LHD1	9.2000e-005	8.9000e-005
tblVehicleEF	LHD1	5.8770e-003	6.1580e-003
tblVehicleEF	LHD1	3.3600e-004	1.0300e-004
tblVehicleEF	LHD1	3.7620e-003	3.1080e-003
tblVehicleEF	LHD1	0.12	0.09
tblVehicleEF	LHD1	0.02	0.03
tblVehicleEF	LHD1	1.7190e-003	1.3850e-003
tblVehicleEF	LHD1	0.09	0.07
tblVehicleEF	LHD1	0.38	0.59
tblVehicleEF	LHD1	0.26	0.07
tblVehicleEF	LHD2	3.2790e-003	3.1180e-003
tblVehicleEF	LHD2	3.7300e-003	3.5830e-003
tblVehicleEF	LHD2	6.5990e-003	8.3140e-003
tblVehicleEF	LHD2	0.12	0.14
tblVehicleEF	LHD2	0.40	0.47
tblVehicleEF	LHD2	1.07	0.56
tblVehicleEF	LHD2	14.16	14.36
tblVehicleEF	LHD2	600.81	633.46
tblVehicleEF	LHD2	23.70	7.43
tblVehicleEF	LHD2	0.10	0.11
tblVehicleEF	LHD2	1.10	1.35
tblVehicleEF	LHD2	1.2350e-003	1.4280e-003
tblVehicleEF	LHD2	0.01	0.01
tblVehicleEF	LHD2	0.01	0.01
tblVehicleEF	LHD2	3.6900e-004	1.1500e-004
tblVehicleEF	LHD2	1.1820e-003	1.3660e-003

Merrill Commerce Center (Off-Site Utilities Infrastructure Construction - Mitigated) - San Bernardino-South Coast County, Winter

tblVehicleEF	LHD2	2.6940e-003	2.7000e-003
tblVehicleEF	LHD2	0.01	0.01
tblVehicleEF	LHD2	3.3900e-004	1.0600e-004
tblVehicleEF	LHD2	1.1430e-003	1.3970e-003
tblVehicleEF	LHD2	0.03	0.04
tblVehicleEF	LHD2	0.01	0.02
tblVehicleEF	LHD2	6.3600e-004	7.4400e-004
tblVehicleEF	LHD2	0.05	0.06
tblVehicleEF	LHD2	0.07	0.25
tblVehicleEF	LHD2	0.09	0.04
tblVehicleEF	LHD2	1.3800e-004	1.3700e-004
tblVehicleEF	LHD2	5.8420e-003	6.1090e-003
tblVehicleEF	LHD2	2.5600e-004	7.4000e-005
tblVehicleEF	LHD2	1.1430e-003	1.3970e-003
tblVehicleEF	LHD2	0.03	0.04
tblVehicleEF	LHD2	0.02	0.02
tblVehicleEF	LHD2	6.3600e-004	7.4400e-004
tblVehicleEF	LHD2	0.06	0.07
tblVehicleEF	LHD2	0.07	0.25
tblVehicleEF	LHD2	0.10	0.04
tblVehicleEF	LHD2	3.2790e-003	3.1280e-003
tblVehicleEF	LHD2	3.7760e-003	3.6170e-003
tblVehicleEF	LHD2	6.3100e-003	7.9410e-003
tblVehicleEF	LHD2	0.12	0.14
tblVehicleEF	LHD2	0.40	0.47
tblVehicleEF	LHD2	1.01	0.53
tblVehicleEF	LHD2	14.16	14.36

Merrill Commerce Center (Off-Site Utilities Infrastructure Construction - Mitigated) - San Bernardino-South Coast County, Winter

tblVehicleEF	LHD2	600.81	633.47
tblVehicleEF	LHD2	23.70	7.37
tblVehicleEF	LHD2	0.10	0.11
tblVehicleEF	LHD2	1.04	1.27
tblVehicleEF	LHD2	1.2350e-003	1.4280e-003
tblVehicleEF	LHD2	0.01	0.01
tblVehicleEF	LHD2	0.01	0.01
tblVehicleEF	LHD2	3.6900e-004	1.1500e-004
tblVehicleEF	LHD2	1.1820e-003	1.3660e-003
tblVehicleEF	LHD2	2.6940e-003	2.7000e-003
tblVehicleEF	LHD2	0.01	0.01
tblVehicleEF	LHD2	3.3900e-004	1.0600e-004
tblVehicleEF	LHD2	2.1960e-003	2.7020e-003
tblVehicleEF	LHD2	0.04	0.05
tblVehicleEF	LHD2	0.01	0.02
tblVehicleEF	LHD2	1.3570e-003	1.6140e-003
tblVehicleEF	LHD2	0.05	0.06
tblVehicleEF	LHD2	0.07	0.25
tblVehicleEF	LHD2	0.09	0.04
tblVehicleEF	LHD2	1.3800e-004	1.3700e-004
tblVehicleEF	LHD2	5.8420e-003	6.1090e-003
tblVehicleEF	LHD2	2.5500e-004	7.3000e-005
tblVehicleEF	LHD2	2.1960e-003	2.7020e-003
tblVehicleEF	LHD2	0.04	0.05
tblVehicleEF	LHD2	0.02	0.02
tblVehicleEF	LHD2	1.3570e-003	1.6140e-003
tblVehicleEF	LHD2	0.06	0.07

Merrill Commerce Center (Off-Site Utilities Infrastructure Construction - Mitigated) - San Bernardino-South Coast County, Winter

tblVehicleEF	LHD2	0.07	0.25
tblVehicleEF	LHD2	0.09	0.04
tblVehicleEF	LHD2	3.2790e-003	3.1200e-003
tblVehicleEF	LHD2	3.7350e-003	3.5870e-003
tblVehicleEF	LHD2	6.5440e-003	8.2440e-003
tblVehicleEF	LHD2	0.12	0.14
tblVehicleEF	LHD2	0.40	0.47
tblVehicleEF	LHD2	1.06	0.56
tblVehicleEF	LHD2	14.16	14.36
tblVehicleEF	LHD2	600.81	633.47
tblVehicleEF	LHD2	23.70	7.42
tblVehicleEF	LHD2	0.10	0.11
tblVehicleEF	LHD2	1.09	1.33
tblVehicleEF	LHD2	1.2350e-003	1.4280e-003
tblVehicleEF	LHD2	0.01	0.01
tblVehicleEF	LHD2	0.01	0.01
tblVehicleEF	LHD2	3.6900e-004	1.1500e-004
tblVehicleEF	LHD2	1.1820e-003	1.3660e-003
tblVehicleEF	LHD2	2.6940e-003	2.7000e-003
tblVehicleEF	LHD2	0.01	0.01
tblVehicleEF	LHD2	3.3900e-004	1.0600e-004
tblVehicleEF	LHD2	1.1520e-003	1.4360e-003
tblVehicleEF	LHD2	0.04	0.05
tblVehicleEF	LHD2	0.01	0.02
tblVehicleEF	LHD2	6.2000e-004	7.2400e-004
tblVehicleEF	LHD2	0.05	0.06
tblVehicleEF	LHD2	0.08	0.27

Merrill Commerce Center (Off-Site Utilities Infrastructure Construction - Mitigated) - San Bernardino-South Coast County, Winter

tblVehicleEF	LHD2	0.09	0.04
tblVehicleEF	LHD2	1.3800e-004	1.3700e-004
tblVehicleEF	LHD2	5.8420e-003	6.1090e-003
tblVehicleEF	LHD2	2.5600e-004	7.3000e-005
tblVehicleEF	LHD2	1.1520e-003	1.4360e-003
tblVehicleEF	LHD2	0.04	0.05
tblVehicleEF	LHD2	0.02	0.02
tblVehicleEF	LHD2	6.2000e-004	7.2400e-004
tblVehicleEF	LHD2	0.06	0.07
tblVehicleEF	LHD2	0.08	0.27
tblVehicleEF	LHD2	0.10	0.04
tblVehicleEF	MCY	0.44	0.33
tblVehicleEF	MCY	0.16	0.25
tblVehicleEF	MCY	19.74	19.97
tblVehicleEF	MCY	9.96	8.82
tblVehicleEF	MCY	169.37	211.12
tblVehicleEF	MCY	45.59	60.91
tblVehicleEF	MCY	1.15	1.16
tblVehicleEF	MCY	1.9350e-003	1.8990e-003
tblVehicleEF	MCY	3.3460e-003	2.8290e-003
tblVehicleEF	MCY	1.8090e-003	1.7750e-003
tblVehicleEF	MCY	3.1480e-003	2.6600e-003
tblVehicleEF	MCY	1.44	1.45
tblVehicleEF	MCY	0.81	0.82
tblVehicleEF	MCY	0.79	0.79
tblVehicleEF	MCY	2.20	2.21
tblVehicleEF	MCY	0.47	1.89

Merrill Commerce Center (Off-Site Utilities Infrastructure Construction - Mitigated) - San Bernardino-South Coast County, Winter

tblVehicleEF	MCY	2.13	1.88
tblVehicleEF	MCY	2.0800e-003	2.0890e-003
tblVehicleEF	MCY	6.8100e-004	6.0300e-004
tblVehicleEF	MCY	1.44	1.45
tblVehicleEF	MCY	0.81	0.82
tblVehicleEF	MCY	0.79	0.79
tblVehicleEF	MCY	2.72	2.73
tblVehicleEF	MCY	0.47	1.89
tblVehicleEF	MCY	2.32	2.05
tblVehicleEF	MCY	0.43	0.32
tblVehicleEF	MCY	0.13	0.22
tblVehicleEF	MCY	19.87	20.11
tblVehicleEF	MCY	9.04	7.97
tblVehicleEF	MCY	169.37	211.15
tblVehicleEF	MCY	45.59	58.66
tblVehicleEF	MCY	0.98	0.98
tblVehicleEF	MCY	1.9350e-003	1.8990e-003
tblVehicleEF	MCY	3.3460e-003	2.8290e-003
tblVehicleEF	MCY	1.8090e-003	1.7750e-003
tblVehicleEF	MCY	3.1480e-003	2.6600e-003
tblVehicleEF	MCY	3.11	3.14
tblVehicleEF	MCY	1.24	1.27
tblVehicleEF	MCY	2.09	2.10
tblVehicleEF	MCY	2.15	2.16
tblVehicleEF	MCY	0.47	1.88
tblVehicleEF	MCY	1.84	1.62
tblVehicleEF	MCY	2.0800e-003	2.0890e-003

Merrill Commerce Center (Off-Site Utilities Infrastructure Construction - Mitigated) - San Bernardino-South Coast County, Winter

tblVehicleEF	MCY	6.5700e-004	5.8000e-004
tblVehicleEF	MCY	3.11	3.14
tblVehicleEF	MCY	1.24	1.27
tblVehicleEF	MCY	2.09	2.10
tblVehicleEF	MCY	2.66	2.66
tblVehicleEF	MCY	0.47	1.88
tblVehicleEF	MCY	2.00	1.76
tblVehicleEF	MCY	0.43	0.32
tblVehicleEF	MCY	0.15	0.24
tblVehicleEF	MCY	18.88	19.09
tblVehicleEF	MCY	9.60	8.48
tblVehicleEF	MCY	169.37	209.60
tblVehicleEF	MCY	45.59	60.13
tblVehicleEF	MCY	1.11	1.12
tblVehicleEF	MCY	1.9350e-003	1.8990e-003
tblVehicleEF	MCY	3.3460e-003	2.8290e-003
tblVehicleEF	MCY	1.8090e-003	1.7750e-003
tblVehicleEF	MCY	3.1480e-003	2.6600e-003
tblVehicleEF	MCY	1.69	1.70
tblVehicleEF	MCY	1.09	1.10
tblVehicleEF	MCY	0.70	0.70
tblVehicleEF	MCY	2.17	2.18
tblVehicleEF	MCY	0.53	2.16
tblVehicleEF	MCY	2.06	1.81
tblVehicleEF	MCY	2.0660e-003	2.0740e-003
tblVehicleEF	MCY	6.7300e-004	5.9500e-004
tblVehicleEF	MCY	1.69	1.70

Merrill Commerce Center (Off-Site Utilities Infrastructure Construction - Mitigated) - San Bernardino-South Coast County, Winter

tblVehicleEF	MCY	1.09	1.10
tblVehicleEF	MCY	0.70	0.70
tblVehicleEF	MCY	2.68	2.68
tblVehicleEF	MCY	0.53	2.16
tblVehicleEF	MCY	2.24	1.97
tblVehicleEF	MDV	0.01	4.3590e-003
tblVehicleEF	MDV	0.02	0.08
tblVehicleEF	MDV	1.13	0.93
tblVehicleEF	MDV	2.68	2.97
tblVehicleEF	MDV	455.56	385.79
tblVehicleEF	MDV	101.88	81.00
tblVehicleEF	MDV	0.14	0.09
tblVehicleEF	MDV	1.7950e-003	1.4890e-003
tblVehicleEF	MDV	2.4230e-003	1.8380e-003
tblVehicleEF	MDV	1.6540e-003	1.3740e-003
tblVehicleEF	MDV	2.2280e-003	1.6900e-003
tblVehicleEF	MDV	0.09	0.11
tblVehicleEF	MDV	0.19	0.16
tblVehicleEF	MDV	0.08	0.10
tblVehicleEF	MDV	0.03	0.02
tblVehicleEF	MDV	0.11	0.49
tblVehicleEF	MDV	0.20	0.37
tblVehicleEF	MDV	4.5620e-003	3.8140e-003
tblVehicleEF	MDV	1.0660e-003	8.0200e-004
tblVehicleEF	MDV	0.09	0.11
tblVehicleEF	MDV	0.19	0.16
tblVehicleEF	MDV	0.08	0.10

Merrill Commerce Center (Off-Site Utilities Infrastructure Construction - Mitigated) - San Bernardino-South Coast County, Winter

tblVehicleEF	MDV	0.04	0.03
tblVehicleEF	MDV	0.11	0.49
tblVehicleEF	MDV	0.22	0.41
tblVehicleEF	MDV	0.01	4.9900e-003
tblVehicleEF	MDV	0.01	0.07
tblVehicleEF	MDV	1.38	1.14
tblVehicleEF	MDV	2.22	2.45
tblVehicleEF	MDV	495.92	409.60
tblVehicleEF	MDV	101.88	79.98
tblVehicleEF	MDV	0.13	0.08
tblVehicleEF	MDV	1.7950e-003	1.4890e-003
tblVehicleEF	MDV	2.4230e-003	1.8380e-003
tblVehicleEF	MDV	1.6540e-003	1.3740e-003
tblVehicleEF	MDV	2.2280e-003	1.6900e-003
tblVehicleEF	MDV	0.19	0.22
tblVehicleEF	MDV	0.22	0.18
tblVehicleEF	MDV	0.17	0.20
tblVehicleEF	MDV	0.03	0.02
tblVehicleEF	MDV	0.11	0.49
tblVehicleEF	MDV	0.17	0.31
tblVehicleEF	MDV	4.9690e-003	4.0490e-003
tblVehicleEF	MDV	1.0570e-003	7.9200e-004
tblVehicleEF	MDV	0.19	0.22
tblVehicleEF	MDV	0.22	0.18
tblVehicleEF	MDV	0.17	0.20
tblVehicleEF	MDV	0.04	0.03
tblVehicleEF	MDV	0.11	0.49

Merrill Commerce Center (Off-Site Utilities Infrastructure Construction - Mitigated) - San Bernardino-South Coast County, Winter

tblVehicleEF	MDV	0.19	0.34
tblVehicleEF	MDV	0.01	4.2510e-003
tblVehicleEF	MDV	0.01	0.08
tblVehicleEF	MDV	1.07	0.88
tblVehicleEF	MDV	2.64	2.92
tblVehicleEF	MDV	446.15	380.15
tblVehicleEF	MDV	101.88	80.92
tblVehicleEF	MDV	0.13	0.08
tblVehicleEF	MDV	1.7950e-003	1.4890e-003
tblVehicleEF	MDV	2.4230e-003	1.8380e-003
tblVehicleEF	MDV	1.6540e-003	1.3740e-003
tblVehicleEF	MDV	2.2280e-003	1.6900e-003
tblVehicleEF	MDV	0.09	0.11
tblVehicleEF	MDV	0.21	0.17
tblVehicleEF	MDV	0.08	0.09
tblVehicleEF	MDV	0.03	0.02
tblVehicleEF	MDV	0.12	0.56
tblVehicleEF	MDV	0.20	0.37
tblVehicleEF	MDV	4.4680e-003	3.7580e-003
tblVehicleEF	MDV	1.0650e-003	8.0100e-004
tblVehicleEF	MDV	0.09	0.11
tblVehicleEF	MDV	0.21	0.17
tblVehicleEF	MDV	0.08	0.09
tblVehicleEF	MDV	0.04	0.03
tblVehicleEF	MDV	0.12	0.56
tblVehicleEF	MDV	0.22	0.41
tblVehicleEF	MH	0.03	3.6900e-003

Merrill Commerce Center (Off-Site Utilities Infrastructure Construction - Mitigated) - San Bernardino-South Coast County, Winter

tblVehicleEF	MH	0.02	0.00
tblVehicleEF	MH	2.16	0.34
tblVehicleEF	MH	5.58	0.00
tblVehicleEF	MH	1,051.62	939.00
tblVehicleEF	MH	58.77	0.00
tblVehicleEF	MH	1.36	4.26
tblVehicleEF	MH	0.01	0.02
tblVehicleEF	MH	0.03	0.13
tblVehicleEF	MH	1.0410e-003	0.00
tblVehicleEF	MH	3.2250e-003	4.0000e-003
tblVehicleEF	MH	0.03	0.12
tblVehicleEF	MH	9.5800e-004	0.00
tblVehicleEF	MH	1.28	0.00
tblVehicleEF	MH	0.08	0.00
tblVehicleEF	MH	0.45	0.00
tblVehicleEF	MH	0.08	0.08
tblVehicleEF	MH	0.03	0.00
tblVehicleEF	MH	0.32	0.00
tblVehicleEF	MH	0.01	8.8770e-003
tblVehicleEF	MH	6.8500e-004	0.00
tblVehicleEF	MH	1.28	0.00
tblVehicleEF	MH	0.08	0.00
tblVehicleEF	MH	0.45	0.00
tblVehicleEF	MH	0.11	0.09
tblVehicleEF	MH	0.03	0.00
tblVehicleEF	MH	0.35	0.00
tblVehicleEF	MH	0.03	3.6900e-003

Merrill Commerce Center (Off-Site Utilities Infrastructure Construction - Mitigated) - San Bernardino-South Coast County, Winter

tblVehicleEF	MH	0.02	0.00
tblVehicleEF	MH	2.24	0.34
tblVehicleEF	MH	5.08	0.00
tblVehicleEF	MH	1,051.62	939.00
tblVehicleEF	MH	58.77	0.00
tblVehicleEF	MH	1.24	4.00
tblVehicleEF	MH	0.01	0.02
tblVehicleEF	MH	0.03	0.13
tblVehicleEF	MH	1.0410e-003	0.00
tblVehicleEF	MH	3.2250e-003	4.0000e-003
tblVehicleEF	MH	0.03	0.12
tblVehicleEF	MH	9.5800e-004	0.00
tblVehicleEF	MH	2.51	0.00
tblVehicleEF	MH	0.09	0.00
tblVehicleEF	MH	1.05	0.00
tblVehicleEF	MH	0.08	0.08
tblVehicleEF	MH	0.03	0.00
tblVehicleEF	MH	0.30	0.00
tblVehicleEF	MH	0.01	8.8770e-003
tblVehicleEF	MH	6.7600e-004	0.00
tblVehicleEF	MH	2.51	0.00
tblVehicleEF	MH	0.09	0.00
tblVehicleEF	MH	1.05	0.00
tblVehicleEF	MH	0.12	0.09
tblVehicleEF	MH	0.03	0.00
tblVehicleEF	MH	0.33	0.00
tblVehicleEF	MH	0.03	3.6900e-003

Merrill Commerce Center (Off-Site Utilities Infrastructure Construction - Mitigated) - San Bernardino-South Coast County, Winter

tblVehicleEF	MH	0.02	0.00
tblVehicleEF	MH	2.17	0.34
tblVehicleEF	MH	5.52	0.00
tblVehicleEF	MH	1,051.62	939.00
tblVehicleEF	MH	58.77	0.00
tblVehicleEF	MH	1.33	4.19
tblVehicleEF	MH	0.01	0.02
tblVehicleEF	MH	0.03	0.13
tblVehicleEF	MH	1.0410e-003	0.00
tblVehicleEF	MH	3.2250e-003	4.0000e-003
tblVehicleEF	MH	0.03	0.12
tblVehicleEF	MH	9.5800e-004	0.00
tblVehicleEF	MH	1.50	0.00
tblVehicleEF	MH	0.10	0.00
tblVehicleEF	MH	0.46	0.00
tblVehicleEF	MH	0.08	0.08
tblVehicleEF	MH	0.03	0.00
tblVehicleEF	MH	0.32	0.00
tblVehicleEF	MH	0.01	8.8770e-003
tblVehicleEF	MH	6.8400e-004	0.00
tblVehicleEF	MH	1.50	0.00
tblVehicleEF	MH	0.10	0.00
tblVehicleEF	MH	0.46	0.00
tblVehicleEF	MH	0.11	0.09
tblVehicleEF	MH	0.03	0.00
tblVehicleEF	MH	0.35	0.00
tblVehicleEF	MHD	0.02	3.0880e-003

Merrill Commerce Center (Off-Site Utilities Infrastructure Construction - Mitigated) - San Bernardino-South Coast County, Winter

tblVehicleEF	MHD	2.6000e-003	1.2060e-003
tblVehicleEF	MHD	0.04	7.8410e-003
tblVehicleEF	MHD	0.30	0.34
tblVehicleEF	MHD	0.23	0.16
tblVehicleEF	MHD	4.34	0.86
tblVehicleEF	MHD	155.87	64.48
tblVehicleEF	MHD	1,101.40	956.24
tblVehicleEF	MHD	50.42	7.77
tblVehicleEF	MHD	0.42	0.35
tblVehicleEF	MHD	0.64	1.01
tblVehicleEF	MHD	1.0400e-004	2.8300e-004
tblVehicleEF	MHD	2.7700e-003	7.5800e-003
tblVehicleEF	MHD	6.8900e-004	9.0000e-005
tblVehicleEF	MHD	9.9000e-005	2.7100e-004
tblVehicleEF	MHD	2.6470e-003	7.2480e-003
tblVehicleEF	MHD	6.3400e-004	8.3000e-005
tblVehicleEF	MHD	1.0590e-003	4.8600e-004
tblVehicleEF	MHD	0.04	0.02
tblVehicleEF	MHD	0.02	0.02
tblVehicleEF	MHD	5.6000e-004	2.5600e-004
tblVehicleEF	MHD	0.03	0.01
tblVehicleEF	MHD	0.01	0.09
tblVehicleEF	MHD	0.27	0.04
tblVehicleEF	MHD	1.4970e-003	6.1200e-004
tblVehicleEF	MHD	0.01	9.1120e-003
tblVehicleEF	MHD	5.8000e-004	7.7000e-005
tblVehicleEF	MHD	1.0590e-003	4.8600e-004

Merrill Commerce Center (Off-Site Utilities Infrastructure Construction - Mitigated) - San Bernardino-South Coast County, Winter

tblVehicleEF	MHD	0.04	0.02
tblVehicleEF	MHD	0.03	0.02
tblVehicleEF	MHD	5.6000e-004	2.5600e-004
tblVehicleEF	MHD	0.03	0.01
tblVehicleEF	MHD	0.01	0.09
tblVehicleEF	MHD	0.29	0.04
tblVehicleEF	MHD	0.01	2.9410e-003
tblVehicleEF	MHD	2.6390e-003	1.2330e-003
tblVehicleEF	MHD	0.04	7.4810e-003
tblVehicleEF	MHD	0.22	0.29
tblVehicleEF	MHD	0.23	0.17
tblVehicleEF	MHD	4.06	0.80
tblVehicleEF	MHD	165.10	64.29
tblVehicleEF	MHD	1,101.40	956.24
tblVehicleEF	MHD	50.42	7.68
tblVehicleEF	MHD	0.44	0.34
tblVehicleEF	MHD	0.60	0.95
tblVehicleEF	MHD	8.7000e-005	2.4200e-004
tblVehicleEF	MHD	2.7700e-003	7.5800e-003
tblVehicleEF	MHD	6.8900e-004	9.0000e-005
tblVehicleEF	MHD	8.4000e-005	2.3100e-004
tblVehicleEF	MHD	2.6470e-003	7.2480e-003
tblVehicleEF	MHD	6.3400e-004	8.3000e-005
tblVehicleEF	MHD	2.0770e-003	9.5400e-004
tblVehicleEF	MHD	0.04	0.02
tblVehicleEF	MHD	0.02	0.02
tblVehicleEF	MHD	1.2630e-003	5.7800e-004

Merrill Commerce Center (Off-Site Utilities Infrastructure Construction - Mitigated) - San Bernardino-South Coast County, Winter

tblVehicleEF	MHD	0.03	0.01
tblVehicleEF	MHD	0.01	0.09
tblVehicleEF	MHD	0.25	0.04
tblVehicleEF	MHD	1.5840e-003	6.1000e-004
tblVehicleEF	MHD	0.01	9.1120e-003
tblVehicleEF	MHD	5.7500e-004	7.6000e-005
tblVehicleEF	MHD	2.0770e-003	9.5400e-004
tblVehicleEF	MHD	0.04	0.02
tblVehicleEF	MHD	0.03	0.02
tblVehicleEF	MHD	1.2630e-003	5.7800e-004
tblVehicleEF	MHD	0.03	0.01
tblVehicleEF	MHD	0.01	0.09
tblVehicleEF	MHD	0.28	0.04
tblVehicleEF	MHD	0.02	3.3060e-003
tblVehicleEF	MHD	2.6040e-003	1.2080e-003
tblVehicleEF	MHD	0.04	7.7490e-003
tblVehicleEF	MHD	0.41	0.40
tblVehicleEF	MHD	0.23	0.16
tblVehicleEF	MHD	4.27	0.85
tblVehicleEF	MHD	143.11	64.74
tblVehicleEF	MHD	1,101.40	956.24
tblVehicleEF	MHD	50.42	7.75
tblVehicleEF	MHD	0.40	0.37
tblVehicleEF	MHD	0.63	0.99
tblVehicleEF	MHD	1.2600e-004	3.4100e-004
tblVehicleEF	MHD	2.7700e-003	7.5800e-003
tblVehicleEF	MHD	6.8900e-004	9.0000e-005

Merrill Commerce Center (Off-Site Utilities Infrastructure Construction - Mitigated) - San Bernardino-South Coast County, Winter

tblVehicleEF	MHD	1.2100e-004	3.2600e-004
tblVehicleEF	MHD	2.6470e-003	7.2480e-003
tblVehicleEF	MHD	6.3400e-004	8.3000e-005
tblVehicleEF	MHD	1.1160e-003	5.1400e-004
tblVehicleEF	MHD	0.04	0.02
tblVehicleEF	MHD	0.02	0.02
tblVehicleEF	MHD	5.4700e-004	2.5000e-004
tblVehicleEF	MHD	0.03	0.01
tblVehicleEF	MHD	0.02	0.10
tblVehicleEF	MHD	0.26	0.04
tblVehicleEF	MHD	1.3770e-003	6.1400e-004
tblVehicleEF	MHD	0.01	9.1120e-003
tblVehicleEF	MHD	5.7900e-004	7.7000e-005
tblVehicleEF	MHD	1.1160e-003	5.1400e-004
tblVehicleEF	MHD	0.04	0.02
tblVehicleEF	MHD	0.03	0.02
tblVehicleEF	MHD	5.4700e-004	2.5000e-004
tblVehicleEF	MHD	0.03	0.01
tblVehicleEF	MHD	0.02	0.10
tblVehicleEF	MHD	0.29	0.04
tblVehicleEF	OBUS	0.01	9.0290e-003
tblVehicleEF	OBUS	7.2410e-003	6.3900e-003
tblVehicleEF	OBUS	0.03	0.02
tblVehicleEF	OBUS	0.24	0.50
tblVehicleEF	OBUS	0.47	0.76
tblVehicleEF	OBUS	5.59	2.60
tblVehicleEF	OBUS	65.08	64.96

Merrill Commerce Center (Off-Site Utilities Infrastructure Construction - Mitigated) - San Bernardino-South Coast County, Winter

tblVehicleEF	OBUS	1,122.26	1,426.10
tblVehicleEF	OBUS	70.20	21.19
tblVehicleEF	OBUS	0.12	0.23
tblVehicleEF	OBUS	0.45	0.90
tblVehicleEF	OBUS	1.1000e-005	7.7000e-005
tblVehicleEF	OBUS	1.9630e-003	6.3040e-003
tblVehicleEF	OBUS	9.4500e-004	2.3600e-004
tblVehicleEF	OBUS	1.1000e-005	7.4000e-005
tblVehicleEF	OBUS	1.8550e-003	6.0110e-003
tblVehicleEF	OBUS	8.6900e-004	2.1700e-004
tblVehicleEF	OBUS	1.9890e-003	2.7750e-003
tblVehicleEF	OBUS	0.02	0.03
tblVehicleEF	OBUS	0.03	0.05
tblVehicleEF	OBUS	8.6300e-004	1.1530e-003
tblVehicleEF	OBUS	0.03	0.03
tblVehicleEF	OBUS	0.05	0.32
tblVehicleEF	OBUS	0.34	0.12
tblVehicleEF	OBUS	6.3300e-004	6.2000e-004
tblVehicleEF	OBUS	0.01	0.01
tblVehicleEF	OBUS	8.0000e-004	2.1000e-004
tblVehicleEF	OBUS	1.9890e-003	2.7750e-003
tblVehicleEF	OBUS	0.02	0.03
tblVehicleEF	OBUS	0.04	0.06
tblVehicleEF	OBUS	8.6300e-004	1.1530e-003
tblVehicleEF	OBUS	0.04	0.05
tblVehicleEF	OBUS	0.05	0.32
tblVehicleEF	OBUS	0.38	0.14

Merrill Commerce Center (Off-Site Utilities Infrastructure Construction - Mitigated) - San Bernardino-South Coast County, Winter

tblVehicleEF	OBUS	0.01	9.1020e-003
tblVehicleEF	OBUS	7.4380e-003	6.5800e-003
tblVehicleEF	OBUS	0.03	0.02
tblVehicleEF	OBUS	0.24	0.49
tblVehicleEF	OBUS	0.49	0.79
tblVehicleEF	OBUS	5.12	2.38
tblVehicleEF	OBUS	67.92	64.29
tblVehicleEF	OBUS	1,122.26	1,426.14
tblVehicleEF	OBUS	70.20	20.83
tblVehicleEF	OBUS	0.13	0.22
tblVehicleEF	OBUS	0.41	0.82
tblVehicleEF	OBUS	9.0000e-006	6.8000e-005
tblVehicleEF	OBUS	1.9630e-003	6.3040e-003
tblVehicleEF	OBUS	9.4500e-004	2.3600e-004
tblVehicleEF	OBUS	9.0000e-006	6.5000e-005
tblVehicleEF	OBUS	1.8550e-003	6.0110e-003
tblVehicleEF	OBUS	8.6900e-004	2.1700e-004
tblVehicleEF	OBUS	3.8500e-003	5.3940e-003
tblVehicleEF	OBUS	0.02	0.03
tblVehicleEF	OBUS	0.03	0.05
tblVehicleEF	OBUS	1.9610e-003	2.6310e-003
tblVehicleEF	OBUS	0.03	0.03
tblVehicleEF	OBUS	0.05	0.32
tblVehicleEF	OBUS	0.32	0.12
tblVehicleEF	OBUS	6.6000e-004	6.1400e-004
tblVehicleEF	OBUS	0.01	0.01
tblVehicleEF	OBUS	7.9200e-004	2.0600e-004

Merrill Commerce Center (Off-Site Utilities Infrastructure Construction - Mitigated) - San Bernardino-South Coast County, Winter

tblVehicleEF	OBUS	3.8500e-003	5.3940e-003
tblVehicleEF	OBUS	0.02	0.03
tblVehicleEF	OBUS	0.04	0.06
tblVehicleEF	OBUS	1.9610e-003	2.6310e-003
tblVehicleEF	OBUS	0.04	0.05
tblVehicleEF	OBUS	0.05	0.32
tblVehicleEF	OBUS	0.36	0.13
tblVehicleEF	OBUS	0.01	8.9680e-003
tblVehicleEF	OBUS	7.2610e-003	6.4110e-003
tblVehicleEF	OBUS	0.03	0.02
tblVehicleEF	OBUS	0.25	0.50
tblVehicleEF	OBUS	0.48	0.77
tblVehicleEF	OBUS	5.55	2.58
tblVehicleEF	OBUS	61.15	65.88
tblVehicleEF	OBUS	1,122.26	1,426.10
tblVehicleEF	OBUS	70.20	21.16
tblVehicleEF	OBUS	0.12	0.25
tblVehicleEF	OBUS	0.44	0.88
tblVehicleEF	OBUS	1.4000e-005	8.9000e-005
tblVehicleEF	OBUS	1.9630e-003	6.3040e-003
tblVehicleEF	OBUS	9.4500e-004	2.3600e-004
tblVehicleEF	OBUS	1.3000e-005	8.5000e-005
tblVehicleEF	OBUS	1.8550e-003	6.0110e-003
tblVehicleEF	OBUS	8.6900e-004	2.1700e-004
tblVehicleEF	OBUS	2.0720e-003	2.9560e-003
tblVehicleEF	OBUS	0.02	0.03
tblVehicleEF	OBUS	0.03	0.05

Merrill Commerce Center (Off-Site Utilities Infrastructure Construction - Mitigated) - San Bernardino-South Coast County, Winter

tblVehicleEF	OBUS	8.6200e-004	1.1590e-003
tblVehicleEF	OBUS	0.03	0.03
tblVehicleEF	OBUS	0.05	0.34
tblVehicleEF	OBUS	0.34	0.12
tblVehicleEF	OBUS	5.9600e-004	6.2900e-004
tblVehicleEF	OBUS	0.01	0.01
tblVehicleEF	OBUS	7.9900e-004	2.0900e-004
tblVehicleEF	OBUS	2.0720e-003	2.9560e-003
tblVehicleEF	OBUS	0.02	0.03
tblVehicleEF	OBUS	0.04	0.06
tblVehicleEF	OBUS	8.6200e-004	1.1590e-003
tblVehicleEF	OBUS	0.04	0.05
tblVehicleEF	OBUS	0.05	0.34
tblVehicleEF	OBUS	0.38	0.14
tblVehicleEF	SBUS	0.83	0.04
tblVehicleEF	SBUS	9.2120e-003	5.9790e-003
tblVehicleEF	SBUS	0.06	4.3250e-003
tblVehicleEF	SBUS	5.90	2.05
tblVehicleEF	SBUS	0.56	0.51
tblVehicleEF	SBUS	5.13	0.57
tblVehicleEF	SBUS	1,231.15	333.61
tblVehicleEF	SBUS	1,120.79	1,098.25
tblVehicleEF	SBUS	39.22	3.39
tblVehicleEF	SBUS	10.14	3.15
tblVehicleEF	SBUS	3.99	4.52
tblVehicleEF	SBUS	9.1600e-003	3.2820e-003
tblVehicleEF	SBUS	0.01	0.01

Merrill Commerce Center (Off-Site Utilities Infrastructure Construction - Mitigated) - San Bernardino-South Coast County, Winter

tblVehicleEF	SBUS	0.02	0.03
tblVehicleEF	SBUS	5.6800e-004	3.3000e-005
tblVehicleEF	SBUS	8.7640e-003	3.1400e-003
tblVehicleEF	SBUS	2.7400e-003	2.7500e-003
tblVehicleEF	SBUS	0.02	0.02
tblVehicleEF	SBUS	5.2200e-004	3.0000e-005
tblVehicleEF	SBUS	2.9390e-003	7.2900e-004
tblVehicleEF	SBUS	0.02	5.5220e-003
tblVehicleEF	SBUS	0.70	0.21
tblVehicleEF	SBUS	1.3780e-003	3.6500e-004
tblVehicleEF	SBUS	0.10	0.09
tblVehicleEF	SBUS	9.1030e-003	0.03
tblVehicleEF	SBUS	0.27	0.02
tblVehicleEF	SBUS	0.01	3.1720e-003
tblVehicleEF	SBUS	0.01	0.01
tblVehicleEF	SBUS	4.8100e-004	3.4000e-005
tblVehicleEF	SBUS	2.9390e-003	7.2900e-004
tblVehicleEF	SBUS	0.02	5.5220e-003
tblVehicleEF	SBUS	1.00	0.30
tblVehicleEF	SBUS	1.3780e-003	3.6500e-004
tblVehicleEF	SBUS	0.12	0.10
tblVehicleEF	SBUS	9.1030e-003	0.03
tblVehicleEF	SBUS	0.29	0.03
tblVehicleEF	SBUS	0.83	0.05
tblVehicleEF	SBUS	9.3730e-003	6.0530e-003
tblVehicleEF	SBUS	0.05	3.5770e-003
tblVehicleEF	SBUS	5.77	2.01

Merrill Commerce Center (Off-Site Utilities Infrastructure Construction - Mitigated) - San Bernardino-South Coast County, Winter

tblVehicleEF	SBUS	0.57	0.52
tblVehicleEF	SBUS	3.51	0.40
tblVehicleEF	SBUS	1,292.80	340.36
tblVehicleEF	SBUS	1,120.79	1,098.26
tblVehicleEF	SBUS	39.22	3.11
tblVehicleEF	SBUS	10.46	3.21
tblVehicleEF	SBUS	3.74	4.23
tblVehicleEF	SBUS	7.7220e-003	2.7750e-003
tblVehicleEF	SBUS	0.01	0.01
tblVehicleEF	SBUS	0.02	0.03
tblVehicleEF	SBUS	5.6800e-004	3.3000e-005
tblVehicleEF	SBUS	7.3880e-003	2.6550e-003
tblVehicleEF	SBUS	2.7400e-003	2.7500e-003
tblVehicleEF	SBUS	0.02	0.02
tblVehicleEF	SBUS	5.2200e-004	3.0000e-005
tblVehicleEF	SBUS	5.5960e-003	1.3160e-003
tblVehicleEF	SBUS	0.02	5.7640e-003
tblVehicleEF	SBUS	0.70	0.21
tblVehicleEF	SBUS	2.9710e-003	7.0300e-004
tblVehicleEF	SBUS	0.10	0.09
tblVehicleEF	SBUS	8.3110e-003	0.03
tblVehicleEF	SBUS	0.22	0.02
tblVehicleEF	SBUS	0.01	3.2360e-003
tblVehicleEF	SBUS	0.01	0.01
tblVehicleEF	SBUS	4.5400e-004	3.1000e-005
tblVehicleEF	SBUS	5.5960e-003	1.3160e-003
tblVehicleEF	SBUS	0.02	5.7640e-003

Merrill Commerce Center (Off-Site Utilities Infrastructure Construction - Mitigated) - San Bernardino-South Coast County, Winter

tblVehicleEF	SBUS	1.00	0.30
tblVehicleEF	SBUS	2.9710e-003	7.0300e-004
tblVehicleEF	SBUS	0.12	0.10
tblVehicleEF	SBUS	8.3110e-003	0.03
tblVehicleEF	SBUS	0.24	0.02
tblVehicleEF	SBUS	0.83	0.04
tblVehicleEF	SBUS	9.2160e-003	5.9750e-003
tblVehicleEF	SBUS	0.06	4.4250e-003
tblVehicleEF	SBUS	6.08	2.09
tblVehicleEF	SBUS	0.56	0.51
tblVehicleEF	SBUS	5.17	0.59
tblVehicleEF	SBUS	1,146.01	324.30
tblVehicleEF	SBUS	1,120.79	1,098.25
tblVehicleEF	SBUS	39.22	3.42
tblVehicleEF	SBUS	9.69	3.08
tblVehicleEF	SBUS	3.93	4.45
tblVehicleEF	SBUS	0.01	3.9810e-003
tblVehicleEF	SBUS	0.01	0.01
tblVehicleEF	SBUS	0.02	0.03
tblVehicleEF	SBUS	5.6800e-004	3.3000e-005
tblVehicleEF	SBUS	0.01	3.8090e-003
tblVehicleEF	SBUS	2.7400e-003	2.7500e-003
tblVehicleEF	SBUS	0.02	0.02
tblVehicleEF	SBUS	5.2200e-004	3.0000e-005
tblVehicleEF	SBUS	2.8670e-003	6.8400e-004
tblVehicleEF	SBUS	0.02	5.6560e-003
tblVehicleEF	SBUS	0.70	0.21

Merrill Commerce Center (Off-Site Utilities Infrastructure Construction - Mitigated) - San Bernardino-South Coast County, Winter

tblVehicleEF	SBUS	1.3540e-003	3.6500e-004
tblVehicleEF	SBUS	0.10	0.09
tblVehicleEF	SBUS	0.01	0.04
tblVehicleEF	SBUS	0.27	0.03
tblVehicleEF	SBUS	0.01	3.0840e-003
tblVehicleEF	SBUS	0.01	0.01
tblVehicleEF	SBUS	4.8200e-004	3.4000e-005
tblVehicleEF	SBUS	2.8670e-003	6.8400e-004
tblVehicleEF	SBUS	0.02	5.6560e-003
tblVehicleEF	SBUS	1.01	0.30
tblVehicleEF	SBUS	1.3540e-003	3.6500e-004
tblVehicleEF	SBUS	0.12	0.10
tblVehicleEF	SBUS	0.01	0.04
tblVehicleEF	SBUS	0.30	0.03
tblVehicleEF	UBUS	1.62	4.21
tblVehicleEF	UBUS	0.08	0.02
tblVehicleEF	UBUS	8.33	32.79
tblVehicleEF	UBUS	13.39	1.42
tblVehicleEF	UBUS	1,818.42	1,717.93
tblVehicleEF	UBUS	138.62	16.41
tblVehicleEF	UBUS	4.85	0.36
tblVehicleEF	UBUS	0.51	0.08
tblVehicleEF	UBUS	0.01	0.03
tblVehicleEF	UBUS	0.05	2.7160e-003
tblVehicleEF	UBUS	1.4450e-003	2.1400e-004
tblVehicleEF	UBUS	0.22	0.03
tblVehicleEF	UBUS	3.0000e-003	6.3130e-003

Merrill Commerce Center (Off-Site Utilities Infrastructure Construction - Mitigated) - San Bernardino-South Coast County, Winter

tblVehicleEF	UBUS	0.05	2.5810e-003
tblVehicleEF	UBUS	1.3280e-003	1.9700e-004
tblVehicleEF	UBUS	7.4710e-003	1.3640e-003
tblVehicleEF	UBUS	0.10	6.9600e-003
tblVehicleEF	UBUS	3.6930e-003	5.6300e-004
tblVehicleEF	UBUS	0.49	0.06
tblVehicleEF	UBUS	0.02	0.03
tblVehicleEF	UBUS	1.10	0.06
tblVehicleEF	UBUS	9.7450e-003	3.7420e-003
tblVehicleEF	UBUS	1.6300e-003	1.6200e-004
tblVehicleEF	UBUS	7.4710e-003	1.3640e-003
tblVehicleEF	UBUS	0.10	6.9600e-003
tblVehicleEF	UBUS	3.6930e-003	5.6300e-004
tblVehicleEF	UBUS	2.17	4.30
tblVehicleEF	UBUS	0.02	0.03
tblVehicleEF	UBUS	1.20	0.07
tblVehicleEF	UBUS	1.63	4.21
tblVehicleEF	UBUS	0.07	0.01
tblVehicleEF	UBUS	8.41	32.79
tblVehicleEF	UBUS	11.00	1.16
tblVehicleEF	UBUS	1,818.42	1,717.93
tblVehicleEF	UBUS	138.62	15.99
tblVehicleEF	UBUS	4.50	0.35
tblVehicleEF	UBUS	0.51	0.08
tblVehicleEF	UBUS	0.01	0.03
tblVehicleEF	UBUS	0.05	2.7160e-003
tblVehicleEF	UBUS	1.4450e-003	2.1400e-004

Merrill Commerce Center (Off-Site Utilities Infrastructure Construction - Mitigated) - San Bernardino-South Coast County, Winter

tblVehicleEF	UBUS	0.22	0.03
tblVehicleEF	UBUS	3.0000e-003	6.3130e-003
tblVehicleEF	UBUS	0.05	2.5810e-003
tblVehicleEF	UBUS	1.3280e-003	1.9700e-004
tblVehicleEF	UBUS	0.01	2.6290e-003
tblVehicleEF	UBUS	0.13	9.1640e-003
tblVehicleEF	UBUS	8.6540e-003	1.3450e-003
tblVehicleEF	UBUS	0.50	0.06
tblVehicleEF	UBUS	0.02	0.02
tblVehicleEF	UBUS	0.98	0.06
tblVehicleEF	UBUS	9.7470e-003	3.7420e-003
tblVehicleEF	UBUS	1.5890e-003	1.5800e-004
tblVehicleEF	UBUS	0.01	2.6290e-003
tblVehicleEF	UBUS	0.13	9.1640e-003
tblVehicleEF	UBUS	8.6540e-003	1.3450e-003
tblVehicleEF	UBUS	2.18	4.30
tblVehicleEF	UBUS	0.02	0.02
tblVehicleEF	UBUS	1.07	0.06
tblVehicleEF	UBUS	1.62	4.21
tblVehicleEF	UBUS	0.08	0.02
tblVehicleEF	UBUS	8.34	32.79
tblVehicleEF	UBUS	12.95	1.38
tblVehicleEF	UBUS	1,818.42	1,717.93
tblVehicleEF	UBUS	138.62	16.36
tblVehicleEF	UBUS	4.76	0.36
tblVehicleEF	UBUS	0.51	0.08
tblVehicleEF	UBUS	0.01	0.03

Merrill Commerce Center (Off-Site Utilities Infrastructure Construction - Mitigated) - San Bernardino-South Coast County, Winter

tblVehicleEF	UBUS	0.05	2.7160e-003
tblVehicleEF	UBUS	1.4450e-003	2.1400e-004
tblVehicleEF	UBUS	0.22	0.03
tblVehicleEF	UBUS	3.0000e-003	6.3130e-003
tblVehicleEF	UBUS	0.05	2.5810e-003
tblVehicleEF	UBUS	1.3280e-003	1.9700e-004
tblVehicleEF	UBUS	8.4070e-003	1.4850e-003
tblVehicleEF	UBUS	0.13	8.1120e-003
tblVehicleEF	UBUS	3.8160e-003	5.5900e-004
tblVehicleEF	UBUS	0.49	0.06
tblVehicleEF	UBUS	0.03	0.03
tblVehicleEF	UBUS	1.08	0.06
tblVehicleEF	UBUS	9.7460e-003	3.7420e-003
tblVehicleEF	UBUS	1.6230e-003	1.6200e-004
tblVehicleEF	UBUS	8.4070e-003	1.4850e-003
tblVehicleEF	UBUS	0.13	8.1120e-003
tblVehicleEF	UBUS	3.8160e-003	5.5900e-004
tblVehicleEF	UBUS	2.17	4.30
tblVehicleEF	UBUS	0.03	0.03
tblVehicleEF	UBUS	1.18	0.07
tblVehicleTrips	CC_TL	8.40	0.00
tblVehicleTrips	CC_TTP	28.00	0.00
tblVehicleTrips	CNW_TL	6.90	0.00
tblVehicleTrips	CNW_TTP	13.00	0.00
tblVehicleTrips	CW_TL	16.60	0.00
tblVehicleTrips	CW_TTP	59.00	0.00
tblVehicleTrips	DV_TP	5.00	0.00

Merrill Commerce Center (Off-Site Utilities Infrastructure Construction - Mitigated) - San Bernardino-South Coast County, Winter

tblVehicleTrips	PB_TP	3.00	0.00
tblVehicleTrips	PR_TP	92.00	0.00
tblVehicleTrips	ST_TR	1.32	0.00
tblVehicleTrips	SU_TR	0.68	0.00
tblVehicleTrips	WD_TR	6.97	0.00
tblWater	IndoorWaterUseRate	1,141,299,687.50	0.00

2.0 Emissions Summary

Merrill Commerce Center (Off-Site Utilities Infrastructure Construction - Mitigated) - San Bernardino-South Coast County, Winter

2.1 Overall Construction (Maximum Daily Emission)**Unmitigated Construction**

	ROG	NOx	CO	SO2	Fugitive PM10	Exhaust PM10	PM10 Total	Fugitive PM2.5	Exhaust PM2.5	PM2.5 Total	Bio- CO2	NBio- CO2	Total CO2	CH4	N2O	CO2e
Year	lb/day										lb/day					
2023	4.7164	41.5775	43.9240	0.0961	7.5297	1.8134	9.3431	3.5433	1.6954	5.2387	0.0000	9,243.636 3	9,243.636 3	2.4868	0.0000	9,305.807 2
2024	4.5303	39.0385	43.7717	0.0960	7.5297	1.6628	9.1924	3.5433	1.5529	5.0962	0.0000	9,234.497 0	9,234.497 0	2.4810	0.0000	9,296.520 6
Maximum	4.7164	41.5775	43.9240	0.0961	7.5297	1.8134	9.3431	3.5433	1.6954	5.2387	0.0000	9,243.636 3	9,243.636 3	2.4868	0.0000	9,305.807 2

Mitigated Construction

	ROG	NOx	CO	SO2	Fugitive PM10	Exhaust PM10	PM10 Total	Fugitive PM2.5	Exhaust PM2.5	PM2.5 Total	Bio- CO2	NBio- CO2	Total CO2	CH4	N2O	CO2e
Year	lb/day										lb/day					
2023	1.2949	5.7568	55.3754	0.0961	3.2093	0.1486	3.3579	1.4542	0.1484	1.6026	0.0000	9,243.636 3	9,243.636 3	2.4868	0.0000	9,305.807 2
2024	1.2848	5.7467	55.2965	0.0960	3.2093	0.1486	3.3579	1.4542	0.1483	1.6026	0.0000	9,234.497 0	9,234.497 0	2.4810	0.0000	9,296.520 6
Maximum	1.2949	5.7568	55.3754	0.0961	3.2093	0.1486	3.3579	1.4542	0.1484	1.6026	0.0000	9,243.636 3	9,243.636 3	2.4868	0.0000	9,305.807 2

	ROG	NOx	CO	SO2	Fugitive PM10	Exhaust PM10	PM10 Total	Fugitive PM2.5	Exhaust PM2.5	PM2.5 Total	Bio- CO2	NBio-CO2	Total CO2	CH4	N2O	CO2e
Percent Reduction	72.10	85.73	-26.20	0.00	57.38	91.45	63.77	58.96	90.87	68.99	0.00	0.00	0.00	0.00	0.00	0.00

Merrill Commerce Center (Off-Site Utilities Infrastructure Construction - Mitigated) - San Bernardino-South Coast County, Winter

2.2 Overall Operational**Unmitigated Operational**

	ROG	NOx	CO	SO2	Fugitive PM10	Exhaust PM10	PM10 Total	Fugitive PM2.5	Exhaust PM2.5	PM2.5 Total	Bio- CO2	NBio- CO2	Total CO2	CH4	N2O	CO2e
Category	lb/day										lb/day					
Area	110.3008	4.5700e-003	0.5031	4.0000e-005		1.7900e-003	1.7900e-003		1.7900e-003	1.7900e-003		1.0801	1.0801	2.8200e-003		1.1506
Energy	0.0000	0.0000	0.0000	0.0000		0.0000	0.0000		0.0000	0.0000		0.0000	0.0000	0.0000	0.0000	0.0000
Mobile	0.0000	0.0000	0.0000	0.0000	0.0000	0.0000	0.0000	0.0000	0.0000	0.0000		0.0000	0.0000	0.0000		0.0000
Total	110.3008	4.5700e-003	0.5031	4.0000e-005	0.0000	1.7900e-003	1.7900e-003	0.0000	1.7900e-003	1.7900e-003		1.0801	1.0801	2.8200e-003	0.0000	1.1506

Mitigated Operational

	ROG	NOx	CO	SO2	Fugitive PM10	Exhaust PM10	PM10 Total	Fugitive PM2.5	Exhaust PM2.5	PM2.5 Total	Bio- CO2	NBio- CO2	Total CO2	CH4	N2O	CO2e
Category	lb/day										lb/day					
Area	110.3008	4.5700e-003	0.5031	4.0000e-005		1.7900e-003	1.7900e-003		1.7900e-003	1.7900e-003		1.0801	1.0801	2.8200e-003		1.1506
Energy	0.0000	0.0000	0.0000	0.0000		0.0000	0.0000		0.0000	0.0000		0.0000	0.0000	0.0000	0.0000	0.0000
Mobile	0.0000	0.0000	0.0000	0.0000	0.0000	0.0000	0.0000	0.0000	0.0000	0.0000		0.0000	0.0000	0.0000		0.0000
Total	110.3008	4.5700e-003	0.5031	4.0000e-005	0.0000	1.7900e-003	1.7900e-003	0.0000	1.7900e-003	1.7900e-003		1.0801	1.0801	2.8200e-003	0.0000	1.1506

Merrill Commerce Center (Off-Site Utilities Infrastructure Construction - Mitigated) - San Bernardino-South Coast County, Winter

	ROG	NOx	CO	SO2	Fugitive PM10	Exhaust PM10	PM10 Total	Fugitive PM2.5	Exhaust PM2.5	PM2.5 Total	Bio- CO2	NBio-CO2	Total CO2	CH4	N2O	CO2e
Percent Reduction	0.00	0.00	0.00	0.00	0.00	0.00	0.00	0.00	0.00	0.00	0.00	0.00	0.00	0.00	0.00	0.00

3.0 Construction Detail

Construction Phase

Phase Number	Phase Name	Phase Type	Start Date	End Date	Num Days Week	Num Days	Phase Description
1	Grading	Grading	1/2/2023	5/24/2024	5	365	

Acres of Grading (Site Preparation Phase): 0

Acres of Grading (Grading Phase): 365

Acres of Paving: 0

Residential Indoor: 0; Residential Outdoor: 0; Non-Residential Indoor: 0; Non-Residential Outdoor: 0; Striped Parking Area: 0 (Architectural Coating – sqft)

OffRoad Equipment

Merrill Commerce Center (Off-Site Utilities Infrastructure Construction - Mitigated) - San Bernardino-South Coast County, Winter

Phase Name	Offroad Equipment Type	Amount	Usage Hours	Horse Power	Load Factor
Grading	Bore/Drill Rigs	1	8.00	221	0.50
Grading	Cranes	1	8.00	231	0.29
Grading	Crushing/Proc. Equipment	1	8.00	85	0.78
Grading	Excavators	2	8.00	158	0.38
Grading	Generator Sets	1	8.00	84	0.74
Grading	Graders	1	8.00	187	0.41
Grading	Off-Highway Trucks	1	8.00	402	0.38
Grading	Pavers	2	8.00	130	0.42
Grading	Paving Equipment	1	8.00	132	0.36
Grading	Rollers	1	8.00	80	0.38
Grading	Rubber Tired Dozers	1	8.00	247	0.40
Grading	Scrapers	0	8.00	367	0.48
Grading	Tractors/Loaders/Backhoes	2	8.00	97	0.37
Grading	Welders	1	8.00	46	0.45

Trips and VMT

Phase Name	Offroad Equipment Count	Worker Trip Number	Vendor Trip Number	Hauling Trip Number	Worker Trip Length	Vendor Trip Length	Hauling Trip Length	Worker Vehicle Class	Vendor Vehicle Class	Hauling Vehicle Class
Grading	16	40.00	0.00	0.00	14.70	6.90	20.00	LD_Mix	HDT_Mix	HHDT

3.1 Mitigation Measures Construction

Use Cleaner Engines for Construction Equipment

Water Exposed Area

Merrill Commerce Center (Off-Site Utilities Infrastructure Construction - Mitigated) - San Bernardino-South Coast County, Winter

3.2 Grading - 2023**Unmitigated Construction On-Site**

	ROG	NOx	CO	SO2	Fugitive PM10	Exhaust PM10	PM10 Total	Fugitive PM2.5	Exhaust PM2.5	PM2.5 Total	Bio- CO2	NBio- CO2	Total CO2	CH4	N2O	CO2e
Category	lb/day										lb/day					
Fugitive Dust					7.0826	0.0000	7.0826	3.4247	0.0000	3.4247			0.0000			0.0000
Off-Road	4.5374	41.4706	42.7820	0.0924		1.8107	1.8107		1.6929	1.6929		8,879.3830	8,879.3830	2.4781		8,941.3341
Total	4.5374	41.4706	42.7820	0.0924	7.0826	1.8107	8.8933	3.4247	1.6929	5.1176		8,879.3830	8,879.3830	2.4781		8,941.3341

Unmitigated Construction Off-Site

	ROG	NOx	CO	SO2	Fugitive PM10	Exhaust PM10	PM10 Total	Fugitive PM2.5	Exhaust PM2.5	PM2.5 Total	Bio- CO2	NBio- CO2	Total CO2	CH4	N2O	CO2e
Category	lb/day										lb/day					
Hauling	0.0000	0.0000	0.0000	0.0000	0.0000	0.0000	0.0000	0.0000	0.0000	0.0000		0.0000	0.0000	0.0000		0.0000
Vendor	0.0000	0.0000	0.0000	0.0000	0.0000	0.0000	0.0000	0.0000	0.0000	0.0000		0.0000	0.0000	0.0000		0.0000
Worker	0.1789	0.1069	1.1420	3.6500e-003	0.4471	2.7000e-003	0.4498	0.1186	2.4900e-003	0.1211		364.2534	364.2534	8.7900e-003		364.4731
Total	0.1789	0.1069	1.1420	3.6500e-003	0.4471	2.7000e-003	0.4498	0.1186	2.4900e-003	0.1211		364.2534	364.2534	8.7900e-003		364.4731

Merrill Commerce Center (Off-Site Utilities Infrastructure Construction - Mitigated) - San Bernardino-South Coast County, Winter

3.2 Grading - 2023**Mitigated Construction On-Site**

	ROG	NOx	CO	SO2	Fugitive PM10	Exhaust PM10	PM10 Total	Fugitive PM2.5	Exhaust PM2.5	PM2.5 Total	Bio- CO2	NBio- CO2	Total CO2	CH4	N2O	CO2e
Category	lb/day										lb/day					
Fugitive Dust					2.7622	0.0000	2.7622	1.3357	0.0000	1.3357			0.0000			0.0000
Off-Road	1.1160	5.6500	54.2334	0.0924		0.1459	0.1459		0.1459	0.1459	0.0000	8,879.3830	8,879.3830	2.4781		8,941.3341
Total	1.1160	5.6500	54.2334	0.0924	2.7622	0.1459	2.9081	1.3357	0.1459	1.4815	0.0000	8,879.3830	8,879.3830	2.4781		8,941.3341

Mitigated Construction Off-Site

	ROG	NOx	CO	SO2	Fugitive PM10	Exhaust PM10	PM10 Total	Fugitive PM2.5	Exhaust PM2.5	PM2.5 Total	Bio- CO2	NBio- CO2	Total CO2	CH4	N2O	CO2e
Category	lb/day										lb/day					
Hauling	0.0000	0.0000	0.0000	0.0000	0.0000	0.0000	0.0000	0.0000	0.0000	0.0000		0.0000	0.0000	0.0000		0.0000
Vendor	0.0000	0.0000	0.0000	0.0000	0.0000	0.0000	0.0000	0.0000	0.0000	0.0000		0.0000	0.0000	0.0000		0.0000
Worker	0.1789	0.1069	1.1420	3.6500e-003	0.4471	2.7000e-003	0.4498	0.1186	2.4900e-003	0.1211		364.2534	364.2534	8.7900e-003		364.4731
Total	0.1789	0.1069	1.1420	3.6500e-003	0.4471	2.7000e-003	0.4498	0.1186	2.4900e-003	0.1211		364.2534	364.2534	8.7900e-003		364.4731

Merrill Commerce Center (Off-Site Utilities Infrastructure Construction - Mitigated) - San Bernardino-South Coast County, Winter

3.2 Grading - 2024**Unmitigated Construction On-Site**

	ROG	NOx	CO	SO2	Fugitive PM10	Exhaust PM10	PM10 Total	Fugitive PM2.5	Exhaust PM2.5	PM2.5 Total	Bio- CO2	NBio- CO2	Total CO2	CH4	N2O	CO2e
Category	lb/day										lb/day					
Fugitive Dust					7.0826	0.0000	7.0826	3.4247	0.0000	3.4247			0.0000			0.0000
Off-Road	4.3615	38.9417	42.7086	0.0925		1.6601	1.6601		1.5504	1.5504		8,882.0520	8,882.0520	2.4729		8,943.8749
Total	4.3615	38.9417	42.7086	0.0925	7.0826	1.6601	8.7427	3.4247	1.5504	4.9751		8,882.0520	8,882.0520	2.4729		8,943.8749

Unmitigated Construction Off-Site

	ROG	NOx	CO	SO2	Fugitive PM10	Exhaust PM10	PM10 Total	Fugitive PM2.5	Exhaust PM2.5	PM2.5 Total	Bio- CO2	NBio- CO2	Total CO2	CH4	N2O	CO2e
Category	lb/day										lb/day					
Hauling	0.0000	0.0000	0.0000	0.0000	0.0000	0.0000	0.0000	0.0000	0.0000	0.0000		0.0000	0.0000	0.0000		0.0000
Vendor	0.0000	0.0000	0.0000	0.0000	0.0000	0.0000	0.0000	0.0000	0.0000	0.0000		0.0000	0.0000	0.0000		0.0000
Worker	0.1688	0.0968	1.0631	3.5300e-003	0.4471	2.6800e-003	0.4498	0.1186	2.4600e-003	0.1210		352.4450	352.4450	8.0300e-003		352.6457
Total	0.1688	0.0968	1.0631	3.5300e-003	0.4471	2.6800e-003	0.4498	0.1186	2.4600e-003	0.1210		352.4450	352.4450	8.0300e-003		352.6457

Merrill Commerce Center (Off-Site Utilities Infrastructure Construction - Mitigated) - San Bernardino-South Coast County, Winter

3.2 Grading - 2024**Mitigated Construction On-Site**

	ROG	NOx	CO	SO2	Fugitive PM10	Exhaust PM10	PM10 Total	Fugitive PM2.5	Exhaust PM2.5	PM2.5 Total	Bio- CO2	NBio- CO2	Total CO2	CH4	N2O	CO2e
Category	lb/day										lb/day					
Fugitive Dust					2.7622	0.0000	2.7622	1.3357	0.0000	1.3357			0.0000			0.0000
Off-Road	1.1160	5.6500	54.2334	0.0925		0.1459	0.1459		0.1459	0.1459	0.0000	8,882.0520	8,882.0520	2.4729		8,943.8749
Total	1.1160	5.6500	54.2334	0.0925	2.7622	0.1459	2.9081	1.3357	0.1459	1.4815	0.0000	8,882.0520	8,882.0520	2.4729		8,943.8749

Mitigated Construction Off-Site

	ROG	NOx	CO	SO2	Fugitive PM10	Exhaust PM10	PM10 Total	Fugitive PM2.5	Exhaust PM2.5	PM2.5 Total	Bio- CO2	NBio- CO2	Total CO2	CH4	N2O	CO2e
Category	lb/day										lb/day					
Hauling	0.0000	0.0000	0.0000	0.0000	0.0000	0.0000	0.0000	0.0000	0.0000	0.0000		0.0000	0.0000	0.0000		0.0000
Vendor	0.0000	0.0000	0.0000	0.0000	0.0000	0.0000	0.0000	0.0000	0.0000	0.0000		0.0000	0.0000	0.0000		0.0000
Worker	0.1688	0.0968	1.0631	3.5300e-003	0.4471	2.6800e-003	0.4498	0.1186	2.4600e-003	0.1210		352.4450	352.4450	8.0300e-003		352.6457
Total	0.1688	0.0968	1.0631	3.5300e-003	0.4471	2.6800e-003	0.4498	0.1186	2.4600e-003	0.1210		352.4450	352.4450	8.0300e-003		352.6457

4.0 Operational Detail - Mobile

Merrill Commerce Center (Off-Site Utilities Infrastructure Construction - Mitigated) - San Bernardino-South Coast County, Winter

4.1 Mitigation Measures Mobile

	ROG	NOx	CO	SO2	Fugitive PM10	Exhaust PM10	PM10 Total	Fugitive PM2.5	Exhaust PM2.5	PM2.5 Total	Bio- CO2	NBio- CO2	Total CO2	CH4	N2O	CO2e
Category	lb/day										lb/day					
Mitigated	0.0000	0.0000	0.0000	0.0000	0.0000	0.0000	0.0000	0.0000	0.0000	0.0000		0.0000	0.0000	0.0000		0.0000
Unmitigated	0.0000	0.0000	0.0000	0.0000	0.0000	0.0000	0.0000	0.0000	0.0000	0.0000		0.0000	0.0000	0.0000		0.0000

4.2 Trip Summary Information

Land Use	Average Daily Trip Rate			Unmitigated	Mitigated
	Weekday	Saturday	Sunday	Annual VMT	Annual VMT
General Light Industry	0.00	0.00	0.00		
Total	0.00	0.00	0.00		

4.3 Trip Type Information

Land Use	Miles			Trip %			Trip Purpose %		
	H-W or C-W	H-S or C-C	H-O or C-NW	H-W or C-W	H-S or C-C	H-O or C-NW	Primary	Diverted	Pass-by
General Light Industry	0.00	0.00	0.00	0.00	0.00	0.00	0	0	0

4.4 Fleet Mix

Land Use	LDA	LDT1	LDT2	MDV	LHD1	LHD2	MHD	HHD	OBUS	UBUS	MCY	SBUS	MH
General Light Industry	0.558745	0.035303	0.181800	0.111169	0.014289	0.004794	0.018611	0.065078	0.001365	0.001491	0.005725	0.000799	0.000830

Merrill Commerce Center (Off-Site Utilities Infrastructure Construction - Mitigated) - San Bernardino-South Coast County, Winter

5.0 Energy Detail

Historical Energy Use: N

5.1 Mitigation Measures Energy

	ROG	NOx	CO	SO2	Fugitive PM10	Exhaust PM10	PM10 Total	Fugitive PM2.5	Exhaust PM2.5	PM2.5 Total	Bio- CO2	NBio- CO2	Total CO2	CH4	N2O	CO2e
Category	lb/day										lb/day					
NaturalGas Mitigated	0.0000	0.0000	0.0000	0.0000		0.0000	0.0000		0.0000	0.0000		0.0000	0.0000	0.0000	0.0000	0.0000
NaturalGas Unmitigated	0.0000	0.0000	0.0000	0.0000		0.0000	0.0000		0.0000	0.0000		0.0000	0.0000	0.0000	0.0000	0.0000

Merrill Commerce Center (Off-Site Utilities Infrastructure Construction - Mitigated) - San Bernardino-South Coast County, Winter

5.2 Energy by Land Use - NaturalGas**Unmitigated**

	NaturalGas Use	ROG	NOx	CO	SO2	Fugitive PM10	Exhaust PM10	PM10 Total	Fugitive PM2.5	Exhaust PM2.5	PM2.5 Total	Bio- CO2	NBio- CO2	Total CO2	CH4	N2O	CO2e
Land Use	kBTU/yr	lb/day										lb/day					
General Light Industry	0	0.0000	0.0000	0.0000	0.0000		0.0000	0.0000		0.0000	0.0000		0.0000	0.0000	0.0000	0.0000	0.0000
Total		0.0000	0.0000	0.0000	0.0000		0.0000	0.0000		0.0000	0.0000		0.0000	0.0000	0.0000	0.0000	0.0000

Mitigated

	NaturalGas Use	ROG	NOx	CO	SO2	Fugitive PM10	Exhaust PM10	PM10 Total	Fugitive PM2.5	Exhaust PM2.5	PM2.5 Total	Bio- CO2	NBio- CO2	Total CO2	CH4	N2O	CO2e
Land Use	kBTU/yr	lb/day										lb/day					
General Light Industry	0	0.0000	0.0000	0.0000	0.0000		0.0000	0.0000		0.0000	0.0000		0.0000	0.0000	0.0000	0.0000	0.0000
Total		0.0000	0.0000	0.0000	0.0000		0.0000	0.0000		0.0000	0.0000		0.0000	0.0000	0.0000	0.0000	0.0000

6.0 Area Detail**6.1 Mitigation Measures Area**

Merrill Commerce Center (Off-Site Utilities Infrastructure Construction - Mitigated) - San Bernardino-South Coast County, Winter

	ROG	NOx	CO	SO2	Fugitive PM10	Exhaust PM10	PM10 Total	Fugitive PM2.5	Exhaust PM2.5	PM2.5 Total	Bio- CO2	NBio- CO2	Total CO2	CH4	N2O	CO2e
Category	lb/day										lb/day					
Mitigated	110.3008	4.5700e-003	0.5031	4.0000e-005		1.7900e-003	1.7900e-003		1.7900e-003	1.7900e-003		1.0801	1.0801	2.8200e-003		1.1506
Unmitigated	110.3008	4.5700e-003	0.5031	4.0000e-005		1.7900e-003	1.7900e-003		1.7900e-003	1.7900e-003		1.0801	1.0801	2.8200e-003		1.1506

6.2 Area by SubCategory

Unmitigated

	ROG	NOx	CO	SO2	Fugitive PM10	Exhaust PM10	PM10 Total	Fugitive PM2.5	Exhaust PM2.5	PM2.5 Total	Bio- CO2	NBio- CO2	Total CO2	CH4	N2O	CO2e
SubCategory	lb/day										lb/day					
Architectural Coating	12.5344					0.0000	0.0000		0.0000	0.0000			0.0000			0.0000
Consumer Products	97.7199					0.0000	0.0000		0.0000	0.0000			0.0000			0.0000
Landscaping	0.0465	4.5700e-003	0.5031	4.0000e-005		1.7900e-003	1.7900e-003		1.7900e-003	1.7900e-003		1.0801	1.0801	2.8200e-003		1.1506
Total	110.3008	4.5700e-003	0.5031	4.0000e-005		1.7900e-003	1.7900e-003		1.7900e-003	1.7900e-003		1.0801	1.0801	2.8200e-003		1.1506

Merrill Commerce Center (Off-Site Utilities Infrastructure Construction - Mitigated) - San Bernardino-South Coast County, Winter

6.2 Area by SubCategory**Mitigated**

	ROG	NOx	CO	SO2	Fugitive PM10	Exhaust PM10	PM10 Total	Fugitive PM2.5	Exhaust PM2.5	PM2.5 Total	Bio- CO2	NBio- CO2	Total CO2	CH4	N2O	CO2e
SubCategory	lb/day										lb/day					
Architectural Coating	12.5344					0.0000	0.0000		0.0000	0.0000			0.0000			0.0000
Consumer Products	97.7199					0.0000	0.0000		0.0000	0.0000			0.0000			0.0000
Landscaping	0.0465	4.5700e-003	0.5031	4.0000e-005		1.7900e-003	1.7900e-003		1.7900e-003	1.7900e-003		1.0801	1.0801	2.8200e-003		1.1506
Total	110.3008	4.5700e-003	0.5031	4.0000e-005		1.7900e-003	1.7900e-003		1.7900e-003	1.7900e-003		1.0801	1.0801	2.8200e-003		1.1506

7.0 Water Detail**7.1 Mitigation Measures Water****8.0 Waste Detail****8.1 Mitigation Measures Waste****9.0 Operational Offroad**

Equipment Type	Number	Hours/Day	Days/Year	Horse Power	Load Factor	Fuel Type
----------------	--------	-----------	-----------	-------------	-------------	-----------

10.0 Stationary Equipment**Fire Pumps and Emergency Generators**

Merrill Commerce Center (Off-Site Utilities Infrastructure Construction - Mitigated) - San Bernardino-South Coast County, Winter

Equipment Type	Number	Hours/Day	Hours/Year	Horse Power	Load Factor	Fuel Type
----------------	--------	-----------	------------	-------------	-------------	-----------

Boilers

Equipment Type	Number	Heat Input/Day	Heat Input/Year	Boiler Rating	Fuel Type
----------------	--------	----------------	-----------------	---------------	-----------

User Defined Equipment

Equipment Type	Number
----------------	--------

11.0 Vegetation

This page intentionally left blank

APPENDIX 3.9:

CALEEMOD PHASE A OPERATIONS (PASSENGER CARS) EMISSIONS MODEL OUTPUTS

Merrill Commerce Center (Phase A Operations - Passenger Cars) - San Bernardino-South Coast County, Annual

Merrill Commerce Center (Phase A Operations - Passenger Cars)
San Bernardino-South Coast County, Annual

1.0 Project Characteristics

1.1 Land Usage

Land Uses	Size	Metric	Lot Acreage	Floor Surface Area	Population
Refrigerated Warehouse-No Rail	300.00	1000sqft	6.89	300,000.00	0
Unrefrigerated Warehouse-No Rail	1,880.00	1000sqft	84.11	1,880,000.00	0
Other Asphalt Surfaces	7.43	Acre	7.43	323,650.80	0

1.2 Other Project Characteristics

Urbanization	Urban	Wind Speed (m/s)	2.2	Precipitation Freq (Days)	32
Climate Zone	10			Operational Year	2022
Utility Company	Southern California Edison				
CO2 Intensity (lb/MWhr)	702.44	CH4 Intensity (lb/MWhr)	0.029	N2O Intensity (lb/MWhr)	0.006

1.3 User Entered Comments & Non-Default Data

Merrill Commerce Center (Phase A Operations - Passenger Cars) - San Bernardino-South Coast County, Annual

Project Characteristics -

Land Use - PA4=31.1 acres; PA5 = 59.9 acres; Right-of-Way Dedications (ROWD) = 7.43 acres (total ROWD is 28.4 acres, for analytical purposes the ROWD was split proportionally b/wn each Phase)

Construction Phase - Operations Run Only.

Off-road Equipment - Operations Run Only.

Trips and VMT - Operations Run Only.

Vehicle Trips - Trip Rates based on information provided in the TIA (Urban Crossroads, 2019). Trip Length based on information provided in VMT Memo (Urban Crossroads, 2019)

Vehicle Emission Factors - EMFAC2017

Vehicle Emission Factors - EMFAC2017

Vehicle Emission Factors - EMFAC2017

Energy Use - The project will design building shells and building components to meet 2019 Title 24 Standards which expects 30% less energy for nonresidential uses.

Operational Off-Road Equipment - Based on SCAQMD High Cube Warehouse Truck Trip Study White Paper Summary of Business Survey Results (2014)

Fleet Mix - Passenger Car Fleet Mix consist of LDA, LDT1, LDT2, and MDV

Table Name	Column Name	Default Value	New Value
tblConstructionPhase	NumDays	100.00	0.00
tblEnergyUse	LightingElect	2.37	1.66
tblEnergyUse	LightingElect	1.17	0.82
tblEnergyUse	T24E	1.06	0.74
tblEnergyUse	T24E	0.37	0.26
tblEnergyUse	T24NG	3.25	2.27
tblEnergyUse	T24NG	2.00	1.40
tblFleetMix	HHD	0.06	0.00
tblFleetMix	HHD	0.06	0.00
tblFleetMix	LDA	0.55	0.62
tblFleetMix	LDA	0.55	0.62
tblFleetMix	LDT1	0.04	0.04

Merrill Commerce Center (Phase A Operations - Passenger Cars) - San Bernardino-South Coast County, Annual

tblFleetMix	LDT1	0.04	0.04
tblFleetMix	LDT2	0.18	0.20
tblFleetMix	LDT2	0.18	0.20
tblFleetMix	LHD1	0.02	0.00
tblFleetMix	LHD1	0.02	0.00
tblFleetMix	LHD2	5.1010e-003	0.00
tblFleetMix	LHD2	5.1010e-003	0.00
tblFleetMix	MCY	5.9030e-003	0.00
tblFleetMix	MCY	5.9030e-003	0.00
tblFleetMix	MDV	0.12	0.13
tblFleetMix	MDV	0.12	0.13
tblFleetMix	MH	9.4400e-004	0.00
tblFleetMix	MH	9.4400e-004	0.00
tblFleetMix	MHD	0.02	0.00
tblFleetMix	MHD	0.02	0.00
tblFleetMix	OBUS	1.3570e-003	0.00
tblFleetMix	OBUS	1.3570e-003	0.00
tblFleetMix	SBUS	8.0800e-004	0.00
tblFleetMix	SBUS	8.0800e-004	0.00
tblFleetMix	UBUS	1.5650e-003	0.00
tblFleetMix	UBUS	1.5650e-003	0.00
tblLandUse	LotAcreage	43.16	84.11
tblOffRoadEquipment	OffRoadEquipmentUnitAmount	1.00	0.00
tblOffRoadEquipment	OffRoadEquipmentUnitAmount	3.00	0.00
tblOffRoadEquipment	OffRoadEquipmentUnitAmount	2.00	0.00
tblOperationalOffRoadEquipment	OperDaysPerYear	260.00	365.00
tblOperationalOffRoadEquipment	OperFuelType	Diesel	CNG

Merrill Commerce Center (Phase A Operations - Passenger Cars) - San Bernardino-South Coast County, Annual

tblOperationalOffRoadEquipment	OperHorsePower	97.00	200.00
tblOperationalOffRoadEquipment	OperHoursPerDay	8.00	4.00
tblOperationalOffRoadEquipment	OperOffRoadEquipmentNumber	0.00	8.00
tblVehicleEF	HHD	1.21	0.03
tblVehicleEF	HHD	0.04	0.06
tblVehicleEF	HHD	0.10	0.00
tblVehicleEF	HHD	3.29	8.22
tblVehicleEF	HHD	0.57	0.40
tblVehicleEF	HHD	1.82	2.2600e-003
tblVehicleEF	HHD	6,933.41	1,478.27
tblVehicleEF	HHD	1,475.79	1,372.23
tblVehicleEF	HHD	5.54	0.02
tblVehicleEF	HHD	26.50	7.64
tblVehicleEF	HHD	2.50	2.77
tblVehicleEF	HHD	9.7780e-003	3.7640e-003
tblVehicleEF	HHD	0.06	0.06
tblVehicleEF	HHD	0.04	0.04
tblVehicleEF	HHD	0.01	0.03
tblVehicleEF	HHD	5.1000e-005	1.0000e-006
tblVehicleEF	HHD	9.3550e-003	3.6010e-003
tblVehicleEF	HHD	0.03	0.03
tblVehicleEF	HHD	8.8810e-003	8.9170e-003
tblVehicleEF	HHD	0.01	0.03
tblVehicleEF	HHD	4.7000e-005	1.0000e-006
tblVehicleEF	HHD	8.5000e-005	3.0000e-006
tblVehicleEF	HHD	3.1910e-003	1.0400e-004
tblVehicleEF	HHD	0.84	0.59

Merrill Commerce Center (Phase A Operations - Passenger Cars) - San Bernardino-South Coast County, Annual

tblVehicleEF	HHD	5.2000e-005	2.0000e-006
tblVehicleEF	HHD	0.08	0.05
tblVehicleEF	HHD	2.1700e-004	5.2200e-004
tblVehicleEF	HHD	0.05	1.0000e-006
tblVehicleEF	HHD	0.07	0.01
tblVehicleEF	HHD	0.01	0.01
tblVehicleEF	HHD	8.6000e-005	0.00
tblVehicleEF	HHD	8.5000e-005	3.0000e-006
tblVehicleEF	HHD	3.1910e-003	1.0400e-004
tblVehicleEF	HHD	0.97	0.67
tblVehicleEF	HHD	5.2000e-005	2.0000e-006
tblVehicleEF	HHD	0.13	0.12
tblVehicleEF	HHD	2.1700e-004	5.2200e-004
tblVehicleEF	HHD	0.06	1.0000e-006
tblVehicleEF	HHD	1.14	0.03
tblVehicleEF	HHD	0.04	0.06
tblVehicleEF	HHD	0.09	0.00
tblVehicleEF	HHD	2.39	8.07
tblVehicleEF	HHD	0.57	0.40
tblVehicleEF	HHD	1.70	2.1220e-003
tblVehicleEF	HHD	7,345.18	1,469.16
tblVehicleEF	HHD	1,475.79	1,372.23
tblVehicleEF	HHD	5.54	0.02
tblVehicleEF	HHD	27.35	7.37
tblVehicleEF	HHD	2.36	2.60
tblVehicleEF	HHD	8.2750e-003	3.3440e-003
tblVehicleEF	HHD	0.06	0.06

Merrill Commerce Center (Phase A Operations - Passenger Cars) - San Bernardino-South Coast County, Annual

tblVehicleEF	HHD	0.04	0.04
tblVehicleEF	HHD	0.01	0.03
tblVehicleEF	HHD	5.1000e-005	1.0000e-006
tblVehicleEF	HHD	7.9170e-003	3.2000e-003
tblVehicleEF	HHD	0.03	0.03
tblVehicleEF	HHD	8.8810e-003	8.9170e-003
tblVehicleEF	HHD	0.01	0.03
tblVehicleEF	HHD	4.7000e-005	1.0000e-006
tblVehicleEF	HHD	1.6800e-004	7.0000e-006
tblVehicleEF	HHD	3.5970e-003	1.2200e-004
tblVehicleEF	HHD	0.79	0.62
tblVehicleEF	HHD	1.1700e-004	5.0000e-006
tblVehicleEF	HHD	0.08	0.05
tblVehicleEF	HHD	2.2100e-004	5.3900e-004
tblVehicleEF	HHD	0.05	1.0000e-006
tblVehicleEF	HHD	0.07	0.01
tblVehicleEF	HHD	0.01	0.01
tblVehicleEF	HHD	8.4000e-005	0.00
tblVehicleEF	HHD	1.6800e-004	7.0000e-006
tblVehicleEF	HHD	3.5970e-003	1.2200e-004
tblVehicleEF	HHD	0.91	0.71
tblVehicleEF	HHD	1.1700e-004	5.0000e-006
tblVehicleEF	HHD	0.13	0.12
tblVehicleEF	HHD	2.2100e-004	5.3900e-004
tblVehicleEF	HHD	0.06	1.0000e-006
tblVehicleEF	HHD	1.31	0.03
tblVehicleEF	HHD	0.04	2.3610e-003

Merrill Commerce Center (Phase A Operations - Passenger Cars) - San Bernardino-South Coast County, Annual

tblVehicleEF	HHD	0.10	0.00
tblVehicleEF	HHD	4.53	8.37
tblVehicleEF	HHD	0.57	0.25
tblVehicleEF	HHD	1.79	2.2320e-003
tblVehicleEF	HHD	6,364.76	1,476.72
tblVehicleEF	HHD	1,475.79	1,332.53
tblVehicleEF	HHD	5.54	0.02
tblVehicleEF	HHD	25.32	7.94
tblVehicleEF	HHD	2.46	2.69
tblVehicleEF	HHD	0.01	4.1670e-003
tblVehicleEF	HHD	0.06	0.06
tblVehicleEF	HHD	0.04	0.04
tblVehicleEF	HHD	0.01	0.03
tblVehicleEF	HHD	5.1000e-005	1.0000e-006
tblVehicleEF	HHD	0.01	3.9860e-003
tblVehicleEF	HHD	0.03	0.03
tblVehicleEF	HHD	8.8810e-003	8.8160e-003
tblVehicleEF	HHD	0.01	0.03
tblVehicleEF	HHD	4.7000e-005	1.0000e-006
tblVehicleEF	HHD	8.5000e-005	4.0000e-006
tblVehicleEF	HHD	3.4760e-003	1.2300e-004
tblVehicleEF	HHD	0.91	0.54
tblVehicleEF	HHD	5.2000e-005	2.0000e-006
tblVehicleEF	HHD	0.08	0.05
tblVehicleEF	HHD	2.3300e-004	5.4600e-004
tblVehicleEF	HHD	0.05	1.0000e-006
tblVehicleEF	HHD	0.06	0.01

Merrill Commerce Center (Phase A Operations - Passenger Cars) - San Bernardino-South Coast County, Annual

tblVehicleEF	HHD	0.01	0.01
tblVehicleEF	HHD	8.5000e-005	0.00
tblVehicleEF	HHD	8.5000e-005	4.0000e-006
tblVehicleEF	HHD	3.4760e-003	1.2300e-004
tblVehicleEF	HHD	1.05	0.62
tblVehicleEF	HHD	5.2000e-005	2.0000e-006
tblVehicleEF	HHD	0.13	0.06
tblVehicleEF	HHD	2.3300e-004	5.4600e-004
tblVehicleEF	HHD	0.06	1.0000e-006
tblVehicleEF	LDA	4.2030e-003	2.4360e-003
tblVehicleEF	LDA	5.6230e-003	0.05
tblVehicleEF	LDA	0.57	0.65
tblVehicleEF	LDA	1.19	2.16
tblVehicleEF	LDA	251.29	261.47
tblVehicleEF	LDA	57.15	53.86
tblVehicleEF	LDA	0.05	0.04
tblVehicleEF	LDA	1.6780e-003	1.4470e-003
tblVehicleEF	LDA	2.2790e-003	1.8580e-003
tblVehicleEF	LDA	1.5460e-003	1.3330e-003
tblVehicleEF	LDA	2.0960e-003	1.7080e-003
tblVehicleEF	LDA	0.04	0.06
tblVehicleEF	LDA	0.10	0.10
tblVehicleEF	LDA	0.03	0.05
tblVehicleEF	LDA	0.01	9.3320e-003
tblVehicleEF	LDA	0.03	0.21
tblVehicleEF	LDA	0.08	0.23
tblVehicleEF	LDA	2.5170e-003	2.5870e-003

Merrill Commerce Center (Phase A Operations - Passenger Cars) - San Bernardino-South Coast County, Annual

tblVehicleEF	LDA	5.9200e-004	5.3300e-004
tblVehicleEF	LDA	0.04	0.06
tblVehicleEF	LDA	0.10	0.10
tblVehicleEF	LDA	0.03	0.05
tblVehicleEF	LDA	0.02	0.01
tblVehicleEF	LDA	0.03	0.21
tblVehicleEF	LDA	0.08	0.25
tblVehicleEF	LDA	4.7900e-003	2.7940e-003
tblVehicleEF	LDA	4.6890e-003	0.04
tblVehicleEF	LDA	0.71	0.79
tblVehicleEF	LDA	0.99	1.79
tblVehicleEF	LDA	274.94	285.54
tblVehicleEF	LDA	57.15	53.16
tblVehicleEF	LDA	0.05	0.04
tblVehicleEF	LDA	1.6780e-003	1.4470e-003
tblVehicleEF	LDA	2.2790e-003	1.8580e-003
tblVehicleEF	LDA	1.5460e-003	1.3330e-003
tblVehicleEF	LDA	2.0960e-003	1.7080e-003
tblVehicleEF	LDA	0.09	0.12
tblVehicleEF	LDA	0.12	0.12
tblVehicleEF	LDA	0.07	0.10
tblVehicleEF	LDA	0.01	0.01
tblVehicleEF	LDA	0.03	0.21
tblVehicleEF	LDA	0.06	0.19
tblVehicleEF	LDA	2.7550e-003	2.8250e-003
tblVehicleEF	LDA	5.8800e-004	5.2600e-004
tblVehicleEF	LDA	0.09	0.12

Merrill Commerce Center (Phase A Operations - Passenger Cars) - San Bernardino-South Coast County, Annual

tblVehicleEF	LDA	0.12	0.12
tblVehicleEF	LDA	0.07	0.10
tblVehicleEF	LDA	0.02	0.02
tblVehicleEF	LDA	0.03	0.21
tblVehicleEF	LDA	0.07	0.21
tblVehicleEF	LDA	4.0860e-003	2.3760e-003
tblVehicleEF	LDA	5.5870e-003	0.05
tblVehicleEF	LDA	0.54	0.61
tblVehicleEF	LDA	1.18	2.12
tblVehicleEF	LDA	245.70	255.84
tblVehicleEF	LDA	57.15	53.80
tblVehicleEF	LDA	0.05	0.04
tblVehicleEF	LDA	1.6780e-003	1.4470e-003
tblVehicleEF	LDA	2.2790e-003	1.8580e-003
tblVehicleEF	LDA	1.5460e-003	1.3330e-003
tblVehicleEF	LDA	2.0960e-003	1.7080e-003
tblVehicleEF	LDA	0.05	0.06
tblVehicleEF	LDA	0.11	0.11
tblVehicleEF	LDA	0.03	0.05
tblVehicleEF	LDA	0.01	9.0880e-003
tblVehicleEF	LDA	0.04	0.24
tblVehicleEF	LDA	0.08	0.23
tblVehicleEF	LDA	2.4600e-003	2.5310e-003
tblVehicleEF	LDA	5.9100e-004	5.3200e-004
tblVehicleEF	LDA	0.05	0.06
tblVehicleEF	LDA	0.11	0.11
tblVehicleEF	LDA	0.03	0.05

Merrill Commerce Center (Phase A Operations - Passenger Cars) - San Bernardino-South Coast County, Annual

tblVehicleEF	LDA	0.01	0.01
tblVehicleEF	LDA	0.04	0.24
tblVehicleEF	LDA	0.08	0.25
tblVehicleEF	LDT1	0.01	7.0610e-003
tblVehicleEF	LDT1	0.02	0.08
tblVehicleEF	LDT1	1.54	1.44
tblVehicleEF	LDT1	3.61	2.44
tblVehicleEF	LDT1	313.68	310.02
tblVehicleEF	LDT1	70.93	65.50
tblVehicleEF	LDT1	0.16	0.13
tblVehicleEF	LDT1	2.7050e-003	2.1940e-003
tblVehicleEF	LDT1	3.6920e-003	2.8520e-003
tblVehicleEF	LDT1	2.4910e-003	2.0190e-003
tblVehicleEF	LDT1	3.3960e-003	2.6220e-003
tblVehicleEF	LDT1	0.18	0.19
tblVehicleEF	LDT1	0.33	0.26
tblVehicleEF	LDT1	0.13	0.13
tblVehicleEF	LDT1	0.03	0.03
tblVehicleEF	LDT1	0.20	0.88
tblVehicleEF	LDT1	0.26	0.43
tblVehicleEF	LDT1	3.1570e-003	3.0680e-003
tblVehicleEF	LDT1	7.7300e-004	6.4800e-004
tblVehicleEF	LDT1	0.18	0.19
tblVehicleEF	LDT1	0.33	0.26
tblVehicleEF	LDT1	0.13	0.13
tblVehicleEF	LDT1	0.05	0.05
tblVehicleEF	LDT1	0.20	0.88

Merrill Commerce Center (Phase A Operations - Passenger Cars) - San Bernardino-South Coast County, Annual

tblVehicleEF	LDT1	0.28	0.48
tblVehicleEF	LDT1	0.02	8.0100e-003
tblVehicleEF	LDT1	0.02	0.07
tblVehicleEF	LDT1	1.85	1.74
tblVehicleEF	LDT1	2.97	2.02
tblVehicleEF	LDT1	341.75	335.16
tblVehicleEF	LDT1	70.93	64.59
tblVehicleEF	LDT1	0.14	0.12
tblVehicleEF	LDT1	2.7050e-003	2.1940e-003
tblVehicleEF	LDT1	3.6920e-003	2.8520e-003
tblVehicleEF	LDT1	2.4910e-003	2.0190e-003
tblVehicleEF	LDT1	3.3960e-003	2.6220e-003
tblVehicleEF	LDT1	0.37	0.40
tblVehicleEF	LDT1	0.41	0.33
tblVehicleEF	LDT1	0.27	0.29
tblVehicleEF	LDT1	0.04	0.04
tblVehicleEF	LDT1	0.20	0.88
tblVehicleEF	LDT1	0.21	0.36
tblVehicleEF	LDT1	3.4420e-003	3.3170e-003
tblVehicleEF	LDT1	7.6200e-004	6.3900e-004
tblVehicleEF	LDT1	0.37	0.40
tblVehicleEF	LDT1	0.41	0.33
tblVehicleEF	LDT1	0.27	0.29
tblVehicleEF	LDT1	0.06	0.05
tblVehicleEF	LDT1	0.20	0.88
tblVehicleEF	LDT1	0.23	0.40
tblVehicleEF	LDT1	0.01	6.8960e-003

Merrill Commerce Center (Phase A Operations - Passenger Cars) - San Bernardino-South Coast County, Annual

tblVehicleEF	LDT1	0.02	0.08
tblVehicleEF	LDT1	1.47	1.37
tblVehicleEF	LDT1	3.55	2.40
tblVehicleEF	LDT1	307.06	304.06
tblVehicleEF	LDT1	70.93	65.42
tblVehicleEF	LDT1	0.15	0.12
tblVehicleEF	LDT1	2.7050e-003	2.1940e-003
tblVehicleEF	LDT1	3.6920e-003	2.8520e-003
tblVehicleEF	LDT1	2.4910e-003	2.0190e-003
tblVehicleEF	LDT1	3.3960e-003	2.6220e-003
tblVehicleEF	LDT1	0.19	0.20
tblVehicleEF	LDT1	0.39	0.30
tblVehicleEF	LDT1	0.12	0.12
tblVehicleEF	LDT1	0.03	0.03
tblVehicleEF	LDT1	0.23	1.03
tblVehicleEF	LDT1	0.25	0.43
tblVehicleEF	LDT1	3.0890e-003	3.0090e-003
tblVehicleEF	LDT1	7.7200e-004	6.4700e-004
tblVehicleEF	LDT1	0.19	0.20
tblVehicleEF	LDT1	0.39	0.30
tblVehicleEF	LDT1	0.12	0.12
tblVehicleEF	LDT1	0.05	0.04
tblVehicleEF	LDT1	0.23	1.03
tblVehicleEF	LDT1	0.28	0.47
tblVehicleEF	LDT2	6.3270e-003	4.2800e-003
tblVehicleEF	LDT2	8.1990e-003	0.07
tblVehicleEF	LDT2	0.80	0.97

Merrill Commerce Center (Phase A Operations - Passenger Cars) - San Bernardino-South Coast County, Annual

tblVehicleEF	LDT2	1.67	2.78
tblVehicleEF	LDT2	351.15	331.49
tblVehicleEF	LDT2	79.39	70.30
tblVehicleEF	LDT2	0.09	0.09
tblVehicleEF	LDT2	1.7270e-003	1.5180e-003
tblVehicleEF	LDT2	2.4170e-003	1.9480e-003
tblVehicleEF	LDT2	1.5880e-003	1.3970e-003
tblVehicleEF	LDT2	2.2220e-003	1.7910e-003
tblVehicleEF	LDT2	0.06	0.10
tblVehicleEF	LDT2	0.13	0.15
tblVehicleEF	LDT2	0.05	0.08
tblVehicleEF	LDT2	0.02	0.02
tblVehicleEF	LDT2	0.07	0.48
tblVehicleEF	LDT2	0.11	0.35
tblVehicleEF	LDT2	3.5180e-003	3.2800e-003
tblVehicleEF	LDT2	8.2200e-004	6.9600e-004
tblVehicleEF	LDT2	0.06	0.10
tblVehicleEF	LDT2	0.13	0.15
tblVehicleEF	LDT2	0.05	0.08
tblVehicleEF	LDT2	0.02	0.03
tblVehicleEF	LDT2	0.07	0.48
tblVehicleEF	LDT2	0.12	0.38
tblVehicleEF	LDT2	7.1840e-003	4.8870e-003
tblVehicleEF	LDT2	6.8290e-003	0.06
tblVehicleEF	LDT2	0.97	1.18
tblVehicleEF	LDT2	1.38	2.30
tblVehicleEF	LDT2	383.36	355.94

Merrill Commerce Center (Phase A Operations - Passenger Cars) - San Bernardino-South Coast County, Annual

tblVehicleEF	LDT2	79.39	69.35
tblVehicleEF	LDT2	0.08	0.08
tblVehicleEF	LDT2	1.7270e-003	1.5180e-003
tblVehicleEF	LDT2	2.4170e-003	1.9480e-003
tblVehicleEF	LDT2	1.5880e-003	1.3970e-003
tblVehicleEF	LDT2	2.2220e-003	1.7910e-003
tblVehicleEF	LDT2	0.13	0.21
tblVehicleEF	LDT2	0.15	0.18
tblVehicleEF	LDT2	0.11	0.18
tblVehicleEF	LDT2	0.02	0.02
tblVehicleEF	LDT2	0.07	0.48
tblVehicleEF	LDT2	0.09	0.29
tblVehicleEF	LDT2	3.8420e-003	3.5220e-003
tblVehicleEF	LDT2	8.1700e-004	6.8600e-004
tblVehicleEF	LDT2	0.13	0.21
tblVehicleEF	LDT2	0.15	0.18
tblVehicleEF	LDT2	0.11	0.18
tblVehicleEF	LDT2	0.03	0.03
tblVehicleEF	LDT2	0.07	0.48
tblVehicleEF	LDT2	0.10	0.32
tblVehicleEF	LDT2	6.1560e-003	4.1770e-003
tblVehicleEF	LDT2	8.1410e-003	0.07
tblVehicleEF	LDT2	0.75	0.92
tblVehicleEF	LDT2	1.64	2.74
tblVehicleEF	LDT2	343.55	325.69
tblVehicleEF	LDT2	79.39	70.22
tblVehicleEF	LDT2	0.08	0.09

Merrill Commerce Center (Phase A Operations - Passenger Cars) - San Bernardino-South Coast County, Annual

tblVehicleEF	LDT2	1.7270e-003	1.5180e-003
tblVehicleEF	LDT2	2.4170e-003	1.9480e-003
tblVehicleEF	LDT2	1.5880e-003	1.3970e-003
tblVehicleEF	LDT2	2.2220e-003	1.7910e-003
tblVehicleEF	LDT2	0.06	0.10
tblVehicleEF	LDT2	0.14	0.16
tblVehicleEF	LDT2	0.05	0.08
tblVehicleEF	LDT2	0.02	0.02
tblVehicleEF	LDT2	0.08	0.56
tblVehicleEF	LDT2	0.11	0.35
tblVehicleEF	LDT2	3.4410e-003	3.2220e-003
tblVehicleEF	LDT2	8.2200e-004	6.9500e-004
tblVehicleEF	LDT2	0.06	0.10
tblVehicleEF	LDT2	0.14	0.16
tblVehicleEF	LDT2	0.05	0.08
tblVehicleEF	LDT2	0.02	0.03
tblVehicleEF	LDT2	0.08	0.56
tblVehicleEF	LDT2	0.12	0.38
tblVehicleEF	LHD1	5.2170e-003	4.8640e-003
tblVehicleEF	LHD1	0.01	6.5090e-003
tblVehicleEF	LHD1	0.02	0.02
tblVehicleEF	LHD1	0.14	0.17
tblVehicleEF	LHD1	1.07	0.88
tblVehicleEF	LHD1	2.60	1.03
tblVehicleEF	LHD1	9.23	9.35
tblVehicleEF	LHD1	609.20	648.62
tblVehicleEF	LHD1	30.40	10.79

Merrill Commerce Center (Phase A Operations - Passenger Cars) - San Bernardino-South Coast County, Annual

tblVehicleEF	LHD1	0.09	0.08
tblVehicleEF	LHD1	2.12	1.54
tblVehicleEF	LHD1	9.6500e-004	9.5300e-004
tblVehicleEF	LHD1	0.01	9.9680e-003
tblVehicleEF	LHD1	0.01	0.01
tblVehicleEF	LHD1	9.5800e-004	2.6300e-004
tblVehicleEF	LHD1	9.2400e-004	9.1200e-004
tblVehicleEF	LHD1	2.5390e-003	2.4920e-003
tblVehicleEF	LHD1	0.01	0.01
tblVehicleEF	LHD1	8.8100e-004	2.4200e-004
tblVehicleEF	LHD1	3.7070e-003	3.1750e-003
tblVehicleEF	LHD1	0.11	0.09
tblVehicleEF	LHD1	0.02	0.02
tblVehicleEF	LHD1	1.8240e-003	1.5420e-003
tblVehicleEF	LHD1	0.08	0.07
tblVehicleEF	LHD1	0.35	0.60
tblVehicleEF	LHD1	0.27	0.08
tblVehicleEF	LHD1	9.2000e-005	9.0000e-005
tblVehicleEF	LHD1	5.9760e-003	6.3130e-003
tblVehicleEF	LHD1	3.5300e-004	1.0700e-004
tblVehicleEF	LHD1	3.7070e-003	3.1750e-003
tblVehicleEF	LHD1	0.11	0.09
tblVehicleEF	LHD1	0.02	0.03
tblVehicleEF	LHD1	1.8240e-003	1.5420e-003
tblVehicleEF	LHD1	0.10	0.08
tblVehicleEF	LHD1	0.35	0.60
tblVehicleEF	LHD1	0.29	0.09

Merrill Commerce Center (Phase A Operations - Passenger Cars) - San Bernardino-South Coast County, Annual

tblVehicleEF	LHD1	5.2170e-003	4.8790e-003
tblVehicleEF	LHD1	0.01	6.6670e-003
tblVehicleEF	LHD1	0.02	0.02
tblVehicleEF	LHD1	0.14	0.17
tblVehicleEF	LHD1	1.09	0.90
tblVehicleEF	LHD1	2.43	0.97
tblVehicleEF	LHD1	9.23	9.35
tblVehicleEF	LHD1	609.20	648.66
tblVehicleEF	LHD1	30.40	10.67
tblVehicleEF	LHD1	0.09	0.08
tblVehicleEF	LHD1	1.98	1.44
tblVehicleEF	LHD1	9.6500e-004	9.5300e-004
tblVehicleEF	LHD1	0.01	9.9680e-003
tblVehicleEF	LHD1	0.01	0.01
tblVehicleEF	LHD1	9.5800e-004	2.6300e-004
tblVehicleEF	LHD1	9.2400e-004	9.1200e-004
tblVehicleEF	LHD1	2.5390e-003	2.4920e-003
tblVehicleEF	LHD1	0.01	0.01
tblVehicleEF	LHD1	8.8100e-004	2.4200e-004
tblVehicleEF	LHD1	7.3080e-003	6.2980e-003
tblVehicleEF	LHD1	0.13	0.11
tblVehicleEF	LHD1	0.02	0.02
tblVehicleEF	LHD1	4.1220e-003	3.5370e-003
tblVehicleEF	LHD1	0.09	0.07
tblVehicleEF	LHD1	0.36	0.60
tblVehicleEF	LHD1	0.25	0.08
tblVehicleEF	LHD1	9.2000e-005	9.0000e-005

Merrill Commerce Center (Phase A Operations - Passenger Cars) - San Bernardino-South Coast County, Annual

tblVehicleEF	LHD1	5.9770e-003	6.3140e-003
tblVehicleEF	LHD1	3.5000e-004	1.0600e-004
tblVehicleEF	LHD1	7.3080e-003	6.2980e-003
tblVehicleEF	LHD1	0.13	0.11
tblVehicleEF	LHD1	0.02	0.03
tblVehicleEF	LHD1	4.1220e-003	3.5370e-003
tblVehicleEF	LHD1	0.11	0.09
tblVehicleEF	LHD1	0.36	0.60
tblVehicleEF	LHD1	0.28	0.08
tblVehicleEF	LHD1	5.2170e-003	4.8670e-003
tblVehicleEF	LHD1	0.01	6.5250e-003
tblVehicleEF	LHD1	0.02	0.02
tblVehicleEF	LHD1	0.14	0.17
tblVehicleEF	LHD1	1.07	0.89
tblVehicleEF	LHD1	2.55	1.02
tblVehicleEF	LHD1	9.23	9.35
tblVehicleEF	LHD1	609.20	648.63
tblVehicleEF	LHD1	30.40	10.76
tblVehicleEF	LHD1	0.09	0.08
tblVehicleEF	LHD1	2.08	1.51
tblVehicleEF	LHD1	9.6500e-004	9.5300e-004
tblVehicleEF	LHD1	0.01	9.9680e-003
tblVehicleEF	LHD1	0.01	0.01
tblVehicleEF	LHD1	9.5800e-004	2.6300e-004
tblVehicleEF	LHD1	9.2400e-004	9.1200e-004
tblVehicleEF	LHD1	2.5390e-003	2.4920e-003
tblVehicleEF	LHD1	0.01	0.01

Merrill Commerce Center (Phase A Operations - Passenger Cars) - San Bernardino-South Coast County, Annual

tblVehicleEF	LHD1	8.8100e-004	2.4200e-004
tblVehicleEF	LHD1	4.0430e-003	3.5090e-003
tblVehicleEF	LHD1	0.13	0.10
tblVehicleEF	LHD1	0.02	0.02
tblVehicleEF	LHD1	1.7940e-003	1.5200e-003
tblVehicleEF	LHD1	0.08	0.07
tblVehicleEF	LHD1	0.38	0.64
tblVehicleEF	LHD1	0.26	0.08
tblVehicleEF	LHD1	9.2000e-005	9.0000e-005
tblVehicleEF	LHD1	5.9760e-003	6.3130e-003
tblVehicleEF	LHD1	3.5200e-004	1.0600e-004
tblVehicleEF	LHD1	4.0430e-003	3.5090e-003
tblVehicleEF	LHD1	0.13	0.10
tblVehicleEF	LHD1	0.02	0.03
tblVehicleEF	LHD1	1.7940e-003	1.5200e-003
tblVehicleEF	LHD1	0.10	0.08
tblVehicleEF	LHD1	0.38	0.64
tblVehicleEF	LHD1	0.29	0.09
tblVehicleEF	LHD2	3.5950e-003	3.3090e-003
tblVehicleEF	LHD2	4.6110e-003	4.1580e-003
tblVehicleEF	LHD2	8.1370e-003	9.5080e-003
tblVehicleEF	LHD2	0.12	0.14
tblVehicleEF	LHD2	0.50	0.56
tblVehicleEF	LHD2	1.20	0.61
tblVehicleEF	LHD2	14.27	14.55
tblVehicleEF	LHD2	608.52	648.96
tblVehicleEF	LHD2	24.46	7.78

Merrill Commerce Center (Phase A Operations - Passenger Cars) - San Bernardino-South Coast County, Annual

tblVehicleEF	LHD2	0.11	0.11
tblVehicleEF	LHD2	1.49	1.65
tblVehicleEF	LHD2	1.2830e-003	1.4030e-003
tblVehicleEF	LHD2	0.01	0.01
tblVehicleEF	LHD2	0.01	0.01
tblVehicleEF	LHD2	4.0000e-004	1.2600e-004
tblVehicleEF	LHD2	1.2280e-003	1.3430e-003
tblVehicleEF	LHD2	2.6860e-003	2.6930e-003
tblVehicleEF	LHD2	0.01	0.01
tblVehicleEF	LHD2	3.6800e-004	1.1600e-004
tblVehicleEF	LHD2	1.3070e-003	1.5580e-003
tblVehicleEF	LHD2	0.04	0.05
tblVehicleEF	LHD2	0.01	0.02
tblVehicleEF	LHD2	7.0300e-004	8.0000e-004
tblVehicleEF	LHD2	0.06	0.06
tblVehicleEF	LHD2	0.09	0.29
tblVehicleEF	LHD2	0.11	0.05
tblVehicleEF	LHD2	5.9200e-003	6.2610e-003
tblVehicleEF	LHD2	2.6700e-004	7.7000e-005
tblVehicleEF	LHD2	1.3070e-003	1.5580e-003
tblVehicleEF	LHD2	0.04	0.05
tblVehicleEF	LHD2	0.02	0.02
tblVehicleEF	LHD2	7.0300e-004	8.0000e-004
tblVehicleEF	LHD2	0.07	0.07
tblVehicleEF	LHD2	0.09	0.29
tblVehicleEF	LHD2	0.12	0.05
tblVehicleEF	LHD2	3.5950e-003	3.3190e-003

Merrill Commerce Center (Phase A Operations - Passenger Cars) - San Bernardino-South Coast County, Annual

tblVehicleEF	LHD2	4.6760e-003	4.2030e-003
tblVehicleEF	LHD2	7.7630e-003	9.0810e-003
tblVehicleEF	LHD2	0.12	0.14
tblVehicleEF	LHD2	0.50	0.56
tblVehicleEF	LHD2	1.13	0.57
tblVehicleEF	LHD2	14.27	14.55
tblVehicleEF	LHD2	608.52	648.97
tblVehicleEF	LHD2	24.46	7.71
tblVehicleEF	LHD2	0.11	0.11
tblVehicleEF	LHD2	1.40	1.55
tblVehicleEF	LHD2	1.2830e-003	1.4030e-003
tblVehicleEF	LHD2	0.01	0.01
tblVehicleEF	LHD2	0.01	0.01
tblVehicleEF	LHD2	4.0000e-004	1.2600e-004
tblVehicleEF	LHD2	1.2280e-003	1.3430e-003
tblVehicleEF	LHD2	2.6860e-003	2.6930e-003
tblVehicleEF	LHD2	0.01	0.01
tblVehicleEF	LHD2	3.6800e-004	1.1600e-004
tblVehicleEF	LHD2	2.5220e-003	3.0280e-003
tblVehicleEF	LHD2	0.04	0.06
tblVehicleEF	LHD2	0.01	0.02
tblVehicleEF	LHD2	1.5220e-003	1.7650e-003
tblVehicleEF	LHD2	0.06	0.06
tblVehicleEF	LHD2	0.09	0.29
tblVehicleEF	LHD2	0.10	0.04
tblVehicleEF	LHD2	5.9200e-003	6.2610e-003
tblVehicleEF	LHD2	2.6500e-004	7.6000e-005

Merrill Commerce Center (Phase A Operations - Passenger Cars) - San Bernardino-South Coast County, Annual

tblVehicleEF	LHD2	2.5220e-003	3.0280e-003
tblVehicleEF	LHD2	0.04	0.06
tblVehicleEF	LHD2	0.02	0.02
tblVehicleEF	LHD2	1.5220e-003	1.7650e-003
tblVehicleEF	LHD2	0.07	0.07
tblVehicleEF	LHD2	0.09	0.29
tblVehicleEF	LHD2	0.11	0.05
tblVehicleEF	LHD2	3.5950e-003	3.3110e-003
tblVehicleEF	LHD2	4.6180e-003	4.1630e-003
tblVehicleEF	LHD2	8.0640e-003	9.4270e-003
tblVehicleEF	LHD2	0.12	0.14
tblVehicleEF	LHD2	0.50	0.56
tblVehicleEF	LHD2	1.19	0.60
tblVehicleEF	LHD2	14.27	14.55
tblVehicleEF	LHD2	608.52	648.96
tblVehicleEF	LHD2	24.46	7.77
tblVehicleEF	LHD2	0.11	0.11
tblVehicleEF	LHD2	1.46	1.62
tblVehicleEF	LHD2	1.2830e-003	1.4030e-003
tblVehicleEF	LHD2	0.01	0.01
tblVehicleEF	LHD2	0.01	0.01
tblVehicleEF	LHD2	4.0000e-004	1.2600e-004
tblVehicleEF	LHD2	1.2280e-003	1.3430e-003
tblVehicleEF	LHD2	2.6860e-003	2.6930e-003
tblVehicleEF	LHD2	0.01	0.01
tblVehicleEF	LHD2	3.6800e-004	1.1600e-004
tblVehicleEF	LHD2	1.3460e-003	1.6400e-003

Merrill Commerce Center (Phase A Operations - Passenger Cars) - San Bernardino-South Coast County, Annual

tblVehicleEF	LHD2	0.04	0.05
tblVehicleEF	LHD2	0.01	0.02
tblVehicleEF	LHD2	6.8700e-004	7.8100e-004
tblVehicleEF	LHD2	0.06	0.06
tblVehicleEF	LHD2	0.10	0.31
tblVehicleEF	LHD2	0.11	0.05
tblVehicleEF	LHD2	5.9200e-003	6.2610e-003
tblVehicleEF	LHD2	2.6600e-004	7.7000e-005
tblVehicleEF	LHD2	1.3460e-003	1.6400e-003
tblVehicleEF	LHD2	0.04	0.05
tblVehicleEF	LHD2	0.02	0.02
tblVehicleEF	LHD2	6.8700e-004	7.8100e-004
tblVehicleEF	LHD2	0.07	0.07
tblVehicleEF	LHD2	0.10	0.31
tblVehicleEF	LHD2	0.12	0.05
tblVehicleEF	MCY	0.43	0.33
tblVehicleEF	MCY	0.16	0.25
tblVehicleEF	MCY	20.55	20.74
tblVehicleEF	MCY	9.93	8.78
tblVehicleEF	MCY	167.73	210.98
tblVehicleEF	MCY	46.45	61.55
tblVehicleEF	MCY	1.16	1.17
tblVehicleEF	MCY	1.8610e-003	1.8280e-003
tblVehicleEF	MCY	3.6730e-003	3.0520e-003
tblVehicleEF	MCY	1.7420e-003	1.7110e-003
tblVehicleEF	MCY	3.4650e-003	2.8770e-003
tblVehicleEF	MCY	1.45	1.44

Merrill Commerce Center (Phase A Operations - Passenger Cars) - San Bernardino-South Coast County, Annual

tblVehicleEF	MCY	0.84	0.84
tblVehicleEF	MCY	0.80	0.80
tblVehicleEF	MCY	2.23	2.23
tblVehicleEF	MCY	0.49	2.04
tblVehicleEF	MCY	2.16	1.90
tblVehicleEF	MCY	2.0770e-003	2.0880e-003
tblVehicleEF	MCY	6.9000e-004	6.0900e-004
tblVehicleEF	MCY	1.45	1.44
tblVehicleEF	MCY	0.84	0.84
tblVehicleEF	MCY	0.80	0.80
tblVehicleEF	MCY	2.74	2.74
tblVehicleEF	MCY	0.49	2.04
tblVehicleEF	MCY	2.35	2.07
tblVehicleEF	MCY	0.42	0.32
tblVehicleEF	MCY	0.14	0.22
tblVehicleEF	MCY	20.68	20.87
tblVehicleEF	MCY	9.05	7.97
tblVehicleEF	MCY	167.73	210.98
tblVehicleEF	MCY	46.45	59.35
tblVehicleEF	MCY	0.99	0.99
tblVehicleEF	MCY	1.8610e-003	1.8280e-003
tblVehicleEF	MCY	3.6730e-003	3.0520e-003
tblVehicleEF	MCY	1.7420e-003	1.7110e-003
tblVehicleEF	MCY	3.4650e-003	2.8770e-003
tblVehicleEF	MCY	3.14	3.14
tblVehicleEF	MCY	1.27	1.28
tblVehicleEF	MCY	2.13	2.12

Merrill Commerce Center (Phase A Operations - Passenger Cars) - San Bernardino-South Coast County, Annual

tblVehicleEF	MCY	2.17	2.17
tblVehicleEF	MCY	0.49	2.03
tblVehicleEF	MCY	1.86	1.63
tblVehicleEF	MCY	2.0770e-003	2.0880e-003
tblVehicleEF	MCY	6.6700e-004	5.8700e-004
tblVehicleEF	MCY	3.14	3.14
tblVehicleEF	MCY	1.27	1.28
tblVehicleEF	MCY	2.13	2.12
tblVehicleEF	MCY	2.67	2.67
tblVehicleEF	MCY	0.49	2.03
tblVehicleEF	MCY	2.02	1.77
tblVehicleEF	MCY	0.42	0.32
tblVehicleEF	MCY	0.15	0.24
tblVehicleEF	MCY	19.63	19.79
tblVehicleEF	MCY	9.55	8.43
tblVehicleEF	MCY	167.73	209.35
tblVehicleEF	MCY	46.45	60.75
tblVehicleEF	MCY	1.12	1.12
tblVehicleEF	MCY	1.8610e-003	1.8280e-003
tblVehicleEF	MCY	3.6730e-003	3.0520e-003
tblVehicleEF	MCY	1.7420e-003	1.7110e-003
tblVehicleEF	MCY	3.4650e-003	2.8770e-003
tblVehicleEF	MCY	1.71	1.70
tblVehicleEF	MCY	1.13	1.12
tblVehicleEF	MCY	0.72	0.71
tblVehicleEF	MCY	2.19	2.20
tblVehicleEF	MCY	0.56	2.32

Merrill Commerce Center (Phase A Operations - Passenger Cars) - San Bernardino-South Coast County, Annual

tblVehicleEF	MCY	2.08	1.83
tblVehicleEF	MCY	2.0610e-003	2.0720e-003
tblVehicleEF	MCY	6.8200e-004	6.0100e-004
tblVehicleEF	MCY	1.71	1.70
tblVehicleEF	MCY	1.13	1.12
tblVehicleEF	MCY	0.72	0.71
tblVehicleEF	MCY	2.69	2.69
tblVehicleEF	MCY	0.56	2.32
tblVehicleEF	MCY	2.27	1.99
tblVehicleEF	MDV	0.01	5.5560e-003
tblVehicleEF	MDV	0.02	0.09
tblVehicleEF	MDV	1.35	1.14
tblVehicleEF	MDV	3.25	3.33
tblVehicleEF	MDV	483.94	412.02
tblVehicleEF	MDV	107.92	87.05
tblVehicleEF	MDV	0.17	0.12
tblVehicleEF	MDV	1.8260e-003	1.6290e-003
tblVehicleEF	MDV	2.5170e-003	2.0560e-003
tblVehicleEF	MDV	1.6830e-003	1.5030e-003
tblVehicleEF	MDV	2.3150e-003	1.8910e-003
tblVehicleEF	MDV	0.10	0.12
tblVehicleEF	MDV	0.20	0.17
tblVehicleEF	MDV	0.08	0.10
tblVehicleEF	MDV	0.03	0.02
tblVehicleEF	MDV	0.11	0.52
tblVehicleEF	MDV	0.25	0.45
tblVehicleEF	MDV	4.8500e-003	4.0740e-003

Merrill Commerce Center (Phase A Operations - Passenger Cars) - San Bernardino-South Coast County, Annual

tblVehicleEF	MDV	1.1370e-003	8.6100e-004
tblVehicleEF	MDV	0.10	0.12
tblVehicleEF	MDV	0.20	0.17
tblVehicleEF	MDV	0.08	0.10
tblVehicleEF	MDV	0.05	0.03
tblVehicleEF	MDV	0.11	0.52
tblVehicleEF	MDV	0.28	0.50
tblVehicleEF	MDV	0.01	6.3580e-003
tblVehicleEF	MDV	0.02	0.08
tblVehicleEF	MDV	1.64	1.38
tblVehicleEF	MDV	2.69	2.75
tblVehicleEF	MDV	526.85	437.99
tblVehicleEF	MDV	107.92	85.88
tblVehicleEF	MDV	0.16	0.11
tblVehicleEF	MDV	1.8260e-003	1.6290e-003
tblVehicleEF	MDV	2.5170e-003	2.0560e-003
tblVehicleEF	MDV	1.6830e-003	1.5030e-003
tblVehicleEF	MDV	2.3150e-003	1.8910e-003
tblVehicleEF	MDV	0.20	0.24
tblVehicleEF	MDV	0.23	0.20
tblVehicleEF	MDV	0.17	0.21
tblVehicleEF	MDV	0.04	0.03
tblVehicleEF	MDV	0.11	0.52
tblVehicleEF	MDV	0.21	0.38
tblVehicleEF	MDV	5.2830e-003	4.3310e-003
tblVehicleEF	MDV	1.1260e-003	8.5000e-004
tblVehicleEF	MDV	0.20	0.24

Merrill Commerce Center (Phase A Operations - Passenger Cars) - San Bernardino-South Coast County, Annual

tblVehicleEF	MDV	0.23	0.20
tblVehicleEF	MDV	0.17	0.21
tblVehicleEF	MDV	0.05	0.04
tblVehicleEF	MDV	0.11	0.52
tblVehicleEF	MDV	0.23	0.42
tblVehicleEF	MDV	0.01	5.4100e-003
tblVehicleEF	MDV	0.02	0.09
tblVehicleEF	MDV	1.28	1.08
tblVehicleEF	MDV	3.20	3.28
tblVehicleEF	MDV	473.93	405.86
tblVehicleEF	MDV	107.92	86.95
tblVehicleEF	MDV	0.16	0.11
tblVehicleEF	MDV	1.8260e-003	1.6290e-003
tblVehicleEF	MDV	2.5170e-003	2.0560e-003
tblVehicleEF	MDV	1.6830e-003	1.5030e-003
tblVehicleEF	MDV	2.3150e-003	1.8910e-003
tblVehicleEF	MDV	0.10	0.11
tblVehicleEF	MDV	0.22	0.19
tblVehicleEF	MDV	0.08	0.10
tblVehicleEF	MDV	0.03	0.02
tblVehicleEF	MDV	0.13	0.60
tblVehicleEF	MDV	0.25	0.45
tblVehicleEF	MDV	4.7490e-003	4.0130e-003
tblVehicleEF	MDV	1.1360e-003	8.6000e-004
tblVehicleEF	MDV	0.10	0.11
tblVehicleEF	MDV	0.22	0.19
tblVehicleEF	MDV	0.08	0.10

Merrill Commerce Center (Phase A Operations - Passenger Cars) - San Bernardino-South Coast County, Annual

tblVehicleEF	MDV	0.04	0.03
tblVehicleEF	MDV	0.13	0.60
tblVehicleEF	MDV	0.27	0.49
tblVehicleEF	MH	0.04	3.7970e-003
tblVehicleEF	MH	0.03	0.00
tblVehicleEF	MH	3.07	0.36
tblVehicleEF	MH	6.43	0.00
tblVehicleEF	MH	1,045.05	951.23
tblVehicleEF	MH	59.49	0.00
tblVehicleEF	MH	1.54	4.54
tblVehicleEF	MH	0.01	0.02
tblVehicleEF	MH	0.04	0.14
tblVehicleEF	MH	1.1740e-003	0.00
tblVehicleEF	MH	3.2230e-003	4.0000e-003
tblVehicleEF	MH	0.04	0.14
tblVehicleEF	MH	1.0790e-003	0.00
tblVehicleEF	MH	1.47	0.00
tblVehicleEF	MH	0.09	0.00
tblVehicleEF	MH	0.51	0.00
tblVehicleEF	MH	0.10	0.08
tblVehicleEF	MH	0.03	0.00
tblVehicleEF	MH	0.37	0.00
tblVehicleEF	MH	0.01	8.9930e-003
tblVehicleEF	MH	7.0700e-004	0.00
tblVehicleEF	MH	1.47	0.00
tblVehicleEF	MH	0.09	0.00
tblVehicleEF	MH	0.51	0.00

Merrill Commerce Center (Phase A Operations - Passenger Cars) - San Bernardino-South Coast County, Annual

tblVehicleEF	MH	0.14	0.09
tblVehicleEF	MH	0.03	0.00
tblVehicleEF	MH	0.40	0.00
tblVehicleEF	MH	0.04	3.7970e-003
tblVehicleEF	MH	0.03	0.00
tblVehicleEF	MH	3.19	0.36
tblVehicleEF	MH	5.84	0.00
tblVehicleEF	MH	1,045.05	951.23
tblVehicleEF	MH	59.49	0.00
tblVehicleEF	MH	1.41	4.26
tblVehicleEF	MH	0.01	0.02
tblVehicleEF	MH	0.04	0.14
tblVehicleEF	MH	1.1740e-003	0.00
tblVehicleEF	MH	3.2230e-003	4.0000e-003
tblVehicleEF	MH	0.04	0.14
tblVehicleEF	MH	1.0790e-003	0.00
tblVehicleEF	MH	2.91	0.00
tblVehicleEF	MH	0.11	0.00
tblVehicleEF	MH	1.21	0.00
tblVehicleEF	MH	0.11	0.08
tblVehicleEF	MH	0.03	0.00
tblVehicleEF	MH	0.34	0.00
tblVehicleEF	MH	0.01	8.9930e-003
tblVehicleEF	MH	6.9700e-004	0.00
tblVehicleEF	MH	2.91	0.00
tblVehicleEF	MH	0.11	0.00
tblVehicleEF	MH	1.21	0.00

Merrill Commerce Center (Phase A Operations - Passenger Cars) - San Bernardino-South Coast County, Annual

tblVehicleEF	MH	0.15	0.09
tblVehicleEF	MH	0.03	0.00
tblVehicleEF	MH	0.38	0.00
tblVehicleEF	MH	0.04	3.7970e-003
tblVehicleEF	MH	0.03	0.00
tblVehicleEF	MH	3.08	0.36
tblVehicleEF	MH	6.36	0.00
tblVehicleEF	MH	1,045.05	951.23
tblVehicleEF	MH	59.49	0.00
tblVehicleEF	MH	1.51	4.46
tblVehicleEF	MH	0.01	0.02
tblVehicleEF	MH	0.04	0.14
tblVehicleEF	MH	1.1740e-003	0.00
tblVehicleEF	MH	3.2230e-003	4.0000e-003
tblVehicleEF	MH	0.04	0.14
tblVehicleEF	MH	1.0790e-003	0.00
tblVehicleEF	MH	1.75	0.00
tblVehicleEF	MH	0.11	0.00
tblVehicleEF	MH	0.53	0.00
tblVehicleEF	MH	0.10	0.08
tblVehicleEF	MH	0.03	0.00
tblVehicleEF	MH	0.37	0.00
tblVehicleEF	MH	0.01	8.9930e-003
tblVehicleEF	MH	7.0600e-004	0.00
tblVehicleEF	MH	1.75	0.00
tblVehicleEF	MH	0.11	0.00
tblVehicleEF	MH	0.53	0.00

Merrill Commerce Center (Phase A Operations - Passenger Cars) - San Bernardino-South Coast County, Annual

tblVehicleEF	MH	0.15	0.09
tblVehicleEF	MH	0.03	0.00
tblVehicleEF	MH	0.40	0.00
tblVehicleEF	MHD	0.02	3.1740e-003
tblVehicleEF	MHD	3.5160e-003	3.4880e-003
tblVehicleEF	MHD	0.05	8.5120e-003
tblVehicleEF	MHD	0.32	0.34
tblVehicleEF	MHD	0.27	0.35
tblVehicleEF	MHD	5.32	0.97
tblVehicleEF	MHD	156.91	69.07
tblVehicleEF	MHD	1,101.52	999.60
tblVehicleEF	MHD	52.43	8.24
tblVehicleEF	MHD	0.60	0.51
tblVehicleEF	MHD	0.99	1.54
tblVehicleEF	MHD	3.8600e-004	1.1810e-003
tblVehicleEF	MHD	5.0030e-003	0.03
tblVehicleEF	MHD	7.6400e-004	1.0000e-004
tblVehicleEF	MHD	3.6900e-004	1.1300e-003
tblVehicleEF	MHD	4.7830e-003	0.03
tblVehicleEF	MHD	7.0300e-004	9.2000e-005
tblVehicleEF	MHD	1.2800e-003	5.9300e-004
tblVehicleEF	MHD	0.04	0.02
tblVehicleEF	MHD	0.02	0.02
tblVehicleEF	MHD	6.5100e-004	3.0000e-004
tblVehicleEF	MHD	0.04	0.05
tblVehicleEF	MHD	0.02	0.11
tblVehicleEF	MHD	0.32	0.04

Merrill Commerce Center (Phase A Operations - Passenger Cars) - San Bernardino-South Coast County, Annual

tblVehicleEF	MHD	1.5080e-003	6.5500e-004
tblVehicleEF	MHD	0.01	9.5250e-003
tblVehicleEF	MHD	6.1700e-004	8.2000e-005
tblVehicleEF	MHD	1.2800e-003	5.9300e-004
tblVehicleEF	MHD	0.04	0.02
tblVehicleEF	MHD	0.03	0.02
tblVehicleEF	MHD	6.5100e-004	3.0000e-004
tblVehicleEF	MHD	0.04	0.06
tblVehicleEF	MHD	0.02	0.11
tblVehicleEF	MHD	0.35	0.05
tblVehicleEF	MHD	0.02	3.0170e-003
tblVehicleEF	MHD	3.5800e-003	3.5290e-003
tblVehicleEF	MHD	0.05	8.1180e-003
tblVehicleEF	MHD	0.24	0.28
tblVehicleEF	MHD	0.28	0.36
tblVehicleEF	MHD	4.97	0.91
tblVehicleEF	MHD	166.20	69.79
tblVehicleEF	MHD	1,101.52	999.60
tblVehicleEF	MHD	52.43	8.13
tblVehicleEF	MHD	0.62	0.51
tblVehicleEF	MHD	0.92	1.44
tblVehicleEF	MHD	3.2500e-004	9.9900e-004
tblVehicleEF	MHD	5.0030e-003	0.03
tblVehicleEF	MHD	7.6400e-004	1.0000e-004
tblVehicleEF	MHD	3.1100e-004	9.5500e-004
tblVehicleEF	MHD	4.7830e-003	0.03
tblVehicleEF	MHD	7.0300e-004	9.2000e-005

Merrill Commerce Center (Phase A Operations - Passenger Cars) - San Bernardino-South Coast County, Annual

tblVehicleEF	MHD	2.5300e-003	1.1740e-003
tblVehicleEF	MHD	0.05	0.02
tblVehicleEF	MHD	0.02	0.02
tblVehicleEF	MHD	1.5010e-003	6.9400e-004
tblVehicleEF	MHD	0.04	0.05
tblVehicleEF	MHD	0.02	0.11
tblVehicleEF	MHD	0.30	0.04
tblVehicleEF	MHD	1.5950e-003	6.6200e-004
tblVehicleEF	MHD	0.01	9.5250e-003
tblVehicleEF	MHD	6.1100e-004	8.1000e-005
tblVehicleEF	MHD	2.5300e-003	1.1740e-003
tblVehicleEF	MHD	0.05	0.02
tblVehicleEF	MHD	0.03	0.02
tblVehicleEF	MHD	1.5010e-003	6.9400e-004
tblVehicleEF	MHD	0.04	0.06
tblVehicleEF	MHD	0.02	0.11
tblVehicleEF	MHD	0.33	0.05
tblVehicleEF	MHD	0.02	3.4070e-003
tblVehicleEF	MHD	3.5220e-003	3.4910e-003
tblVehicleEF	MHD	0.05	8.4150e-003
tblVehicleEF	MHD	0.45	0.41
tblVehicleEF	MHD	0.27	0.35
tblVehicleEF	MHD	5.23	0.96
tblVehicleEF	MHD	144.06	68.08
tblVehicleEF	MHD	1,101.52	999.60
tblVehicleEF	MHD	52.43	8.22
tblVehicleEF	MHD	0.57	0.51

Merrill Commerce Center (Phase A Operations - Passenger Cars) - San Bernardino-South Coast County, Annual

tblVehicleEF	MHD	0.97	1.51
tblVehicleEF	MHD	4.7000e-004	1.4340e-003
tblVehicleEF	MHD	5.0030e-003	0.03
tblVehicleEF	MHD	7.6400e-004	1.0000e-004
tblVehicleEF	MHD	4.4900e-004	1.3720e-003
tblVehicleEF	MHD	4.7830e-003	0.03
tblVehicleEF	MHD	7.0300e-004	9.2000e-005
tblVehicleEF	MHD	1.3890e-003	6.4600e-004
tblVehicleEF	MHD	0.05	0.02
tblVehicleEF	MHD	0.03	0.02
tblVehicleEF	MHD	6.4000e-004	2.9500e-004
tblVehicleEF	MHD	0.04	0.05
tblVehicleEF	MHD	0.02	0.12
tblVehicleEF	MHD	0.32	0.04
tblVehicleEF	MHD	1.3860e-003	6.4600e-004
tblVehicleEF	MHD	0.01	9.5250e-003
tblVehicleEF	MHD	6.1600e-004	8.1000e-005
tblVehicleEF	MHD	1.3890e-003	6.4600e-004
tblVehicleEF	MHD	0.05	0.02
tblVehicleEF	MHD	0.04	0.02
tblVehicleEF	MHD	6.4000e-004	2.9500e-004
tblVehicleEF	MHD	0.04	0.06
tblVehicleEF	MHD	0.02	0.12
tblVehicleEF	MHD	0.35	0.05
tblVehicleEF	OBUS	0.01	9.1480e-003
tblVehicleEF	OBUS	9.9110e-003	8.5440e-003
tblVehicleEF	OBUS	0.03	0.03

Merrill Commerce Center (Phase A Operations - Passenger Cars) - San Bernardino-South Coast County, Annual

tblVehicleEF	OBUS	0.26	0.48
tblVehicleEF	OBUS	0.63	0.98
tblVehicleEF	OBUS	6.27	2.73
tblVehicleEF	OBUS	70.35	66.56
tblVehicleEF	OBUS	1,121.50	1,475.42
tblVehicleEF	OBUS	70.70	21.88
tblVehicleEF	OBUS	0.28	0.29
tblVehicleEF	OBUS	0.97	1.13
tblVehicleEF	OBUS	6.4000e-005	5.0000e-004
tblVehicleEF	OBUS	4.6440e-003	0.01
tblVehicleEF	OBUS	9.2900e-004	2.3000e-004
tblVehicleEF	OBUS	6.1000e-005	4.7800e-004
tblVehicleEF	OBUS	4.4220e-003	0.01
tblVehicleEF	OBUS	8.5400e-004	2.1200e-004
tblVehicleEF	OBUS	2.1800e-003	2.7870e-003
tblVehicleEF	OBUS	0.02	0.03
tblVehicleEF	OBUS	0.04	0.05
tblVehicleEF	OBUS	9.3100e-004	1.1430e-003
tblVehicleEF	OBUS	0.04	0.06
tblVehicleEF	OBUS	0.05	0.31
tblVehicleEF	OBUS	0.38	0.13
tblVehicleEF	OBUS	6.8400e-004	6.3600e-004
tblVehicleEF	OBUS	0.01	0.01
tblVehicleEF	OBUS	8.1700e-004	2.1700e-004
tblVehicleEF	OBUS	2.1800e-003	2.7870e-003
tblVehicleEF	OBUS	0.02	0.03
tblVehicleEF	OBUS	0.05	0.07

Merrill Commerce Center (Phase A Operations - Passenger Cars) - San Bernardino-South Coast County, Annual

tblVehicleEF	OBUS	9.3100e-004	1.1430e-003
tblVehicleEF	OBUS	0.06	0.07
tblVehicleEF	OBUS	0.05	0.31
tblVehicleEF	OBUS	0.42	0.14
tblVehicleEF	OBUS	0.01	9.2020e-003
tblVehicleEF	OBUS	0.01	8.7760e-003
tblVehicleEF	OBUS	0.03	0.02
tblVehicleEF	OBUS	0.26	0.47
tblVehicleEF	OBUS	0.65	1.01
tblVehicleEF	OBUS	5.74	2.51
tblVehicleEF	OBUS	73.50	66.43
tblVehicleEF	OBUS	1,121.50	1,475.46
tblVehicleEF	OBUS	70.70	21.50
tblVehicleEF	OBUS	0.29	0.28
tblVehicleEF	OBUS	0.90	1.04
tblVehicleEF	OBUS	5.4000e-005	4.2500e-004
tblVehicleEF	OBUS	4.6440e-003	0.01
tblVehicleEF	OBUS	9.2900e-004	2.3000e-004
tblVehicleEF	OBUS	5.1000e-005	4.0700e-004
tblVehicleEF	OBUS	4.4220e-003	0.01
tblVehicleEF	OBUS	8.5400e-004	2.1200e-004
tblVehicleEF	OBUS	4.2350e-003	5.4310e-003
tblVehicleEF	OBUS	0.02	0.03
tblVehicleEF	OBUS	0.03	0.05
tblVehicleEF	OBUS	2.1330e-003	2.6360e-003
tblVehicleEF	OBUS	0.05	0.06
tblVehicleEF	OBUS	0.05	0.31

Merrill Commerce Center (Phase A Operations - Passenger Cars) - San Bernardino-South Coast County, Annual

tblVehicleEF	OBUS	0.36	0.12
tblVehicleEF	OBUS	7.1400e-004	6.3500e-004
tblVehicleEF	OBUS	0.01	0.01
tblVehicleEF	OBUS	8.0800e-004	2.1300e-004
tblVehicleEF	OBUS	4.2350e-003	5.4310e-003
tblVehicleEF	OBUS	0.02	0.03
tblVehicleEF	OBUS	0.05	0.07
tblVehicleEF	OBUS	2.1330e-003	2.6360e-003
tblVehicleEF	OBUS	0.06	0.08
tblVehicleEF	OBUS	0.05	0.31
tblVehicleEF	OBUS	0.40	0.14
tblVehicleEF	OBUS	0.01	9.1130e-003
tblVehicleEF	OBUS	9.9380e-003	8.5700e-003
tblVehicleEF	OBUS	0.03	0.03
tblVehicleEF	OBUS	0.28	0.49
tblVehicleEF	OBUS	0.63	0.99
tblVehicleEF	OBUS	6.22	2.71
tblVehicleEF	OBUS	66.00	66.75
tblVehicleEF	OBUS	1,121.50	1,475.42
tblVehicleEF	OBUS	70.70	21.85
tblVehicleEF	OBUS	0.27	0.30
tblVehicleEF	OBUS	0.96	1.11
tblVehicleEF	OBUS	7.7000e-005	6.0400e-004
tblVehicleEF	OBUS	4.6440e-003	0.01
tblVehicleEF	OBUS	9.2900e-004	2.3000e-004
tblVehicleEF	OBUS	7.4000e-005	5.7800e-004
tblVehicleEF	OBUS	4.4220e-003	0.01

Merrill Commerce Center (Phase A Operations - Passenger Cars) - San Bernardino-South Coast County, Annual

tblVehicleEF	OBUS	8.5400e-004	2.1200e-004
tblVehicleEF	OBUS	2.3200e-003	3.0070e-003
tblVehicleEF	OBUS	0.02	0.03
tblVehicleEF	OBUS	0.04	0.05
tblVehicleEF	OBUS	9.4100e-004	1.1540e-003
tblVehicleEF	OBUS	0.04	0.06
tblVehicleEF	OBUS	0.05	0.33
tblVehicleEF	OBUS	0.38	0.13
tblVehicleEF	OBUS	6.4200e-004	6.3800e-004
tblVehicleEF	OBUS	0.01	0.01
tblVehicleEF	OBUS	8.1600e-004	2.1600e-004
tblVehicleEF	OBUS	2.3200e-003	3.0070e-003
tblVehicleEF	OBUS	0.02	0.03
tblVehicleEF	OBUS	0.05	0.06
tblVehicleEF	OBUS	9.4100e-004	1.1540e-003
tblVehicleEF	OBUS	0.06	0.08
tblVehicleEF	OBUS	0.05	0.33
tblVehicleEF	OBUS	0.42	0.14
tblVehicleEF	SBUS	0.84	0.04
tblVehicleEF	SBUS	0.01	6.8550e-003
tblVehicleEF	SBUS	0.07	4.0770e-003
tblVehicleEF	SBUS	5.71	1.90
tblVehicleEF	SBUS	0.65	0.58
tblVehicleEF	SBUS	5.33	0.55
tblVehicleEF	SBUS	1,258.13	336.22
tblVehicleEF	SBUS	1,136.31	1,128.72
tblVehicleEF	SBUS	37.11	3.21

Merrill Commerce Center (Phase A Operations - Passenger Cars) - San Bernardino-South Coast County, Annual

tblVehicleEF	SBUS	11.70	3.35
tblVehicleEF	SBUS	4.77	5.07
tblVehicleEF	SBUS	0.01	4.0350e-003
tblVehicleEF	SBUS	0.01	0.01
tblVehicleEF	SBUS	0.03	0.03
tblVehicleEF	SBUS	5.1700e-004	3.0000e-005
tblVehicleEF	SBUS	0.01	3.8600e-003
tblVehicleEF	SBUS	2.7560e-003	2.7660e-003
tblVehicleEF	SBUS	0.03	0.03
tblVehicleEF	SBUS	4.7500e-004	2.8000e-005
tblVehicleEF	SBUS	2.9260e-003	7.3800e-004
tblVehicleEF	SBUS	0.02	5.5390e-003
tblVehicleEF	SBUS	0.68	0.20
tblVehicleEF	SBUS	1.3050e-003	3.4800e-004
tblVehicleEF	SBUS	0.11	0.10
tblVehicleEF	SBUS	9.3510e-003	0.04
tblVehicleEF	SBUS	0.27	0.02
tblVehicleEF	SBUS	0.01	3.1960e-003
tblVehicleEF	SBUS	0.01	0.01
tblVehicleEF	SBUS	4.6300e-004	3.2000e-005
tblVehicleEF	SBUS	2.9260e-003	7.3800e-004
tblVehicleEF	SBUS	0.02	5.5390e-003
tblVehicleEF	SBUS	0.97	0.28
tblVehicleEF	SBUS	1.3050e-003	3.4800e-004
tblVehicleEF	SBUS	0.13	0.11
tblVehicleEF	SBUS	9.3510e-003	0.04
tblVehicleEF	SBUS	0.30	0.03

Merrill Commerce Center (Phase A Operations - Passenger Cars) - San Bernardino-South Coast County, Annual

tblVehicleEF	SBUS	0.84	0.04
tblVehicleEF	SBUS	0.01	6.9390e-003
tblVehicleEF	SBUS	0.06	3.3780e-003
tblVehicleEF	SBUS	5.56	1.86
tblVehicleEF	SBUS	0.66	0.59
tblVehicleEF	SBUS	3.65	0.39
tblVehicleEF	SBUS	1,322.00	344.13
tblVehicleEF	SBUS	1,136.31	1,128.74
tblVehicleEF	SBUS	37.11	2.94
tblVehicleEF	SBUS	12.08	3.42
tblVehicleEF	SBUS	4.47	4.75
tblVehicleEF	SBUS	0.01	3.4090e-003
tblVehicleEF	SBUS	0.01	0.01
tblVehicleEF	SBUS	0.03	0.03
tblVehicleEF	SBUS	5.1700e-004	3.0000e-005
tblVehicleEF	SBUS	9.6490e-003	3.2620e-003
tblVehicleEF	SBUS	2.7560e-003	2.7660e-003
tblVehicleEF	SBUS	0.03	0.03
tblVehicleEF	SBUS	4.7500e-004	2.8000e-005
tblVehicleEF	SBUS	5.6170e-003	1.3280e-003
tblVehicleEF	SBUS	0.02	5.8520e-003
tblVehicleEF	SBUS	0.67	0.20
tblVehicleEF	SBUS	2.8800e-003	6.7400e-004
tblVehicleEF	SBUS	0.11	0.10
tblVehicleEF	SBUS	8.5310e-003	0.03
tblVehicleEF	SBUS	0.22	0.02
tblVehicleEF	SBUS	0.01	3.2700e-003

Merrill Commerce Center (Phase A Operations - Passenger Cars) - San Bernardino-South Coast County, Annual

tblVehicleEF	SBUS	0.01	0.01
tblVehicleEF	SBUS	4.3500e-004	2.9000e-005
tblVehicleEF	SBUS	5.6170e-003	1.3280e-003
tblVehicleEF	SBUS	0.02	5.8520e-003
tblVehicleEF	SBUS	0.97	0.28
tblVehicleEF	SBUS	2.8800e-003	6.7400e-004
tblVehicleEF	SBUS	0.13	0.12
tblVehicleEF	SBUS	8.5310e-003	0.03
tblVehicleEF	SBUS	0.24	0.02
tblVehicleEF	SBUS	0.84	0.04
tblVehicleEF	SBUS	0.01	6.8510e-003
tblVehicleEF	SBUS	0.07	4.1760e-003
tblVehicleEF	SBUS	5.91	1.95
tblVehicleEF	SBUS	0.65	0.58
tblVehicleEF	SBUS	5.37	0.57
tblVehicleEF	SBUS	1,169.92	325.30
tblVehicleEF	SBUS	1,136.31	1,128.72
tblVehicleEF	SBUS	37.11	3.24
tblVehicleEF	SBUS	11.19	3.26
tblVehicleEF	SBUS	4.69	4.99
tblVehicleEF	SBUS	0.01	4.8980e-003
tblVehicleEF	SBUS	0.01	0.01
tblVehicleEF	SBUS	0.03	0.03
tblVehicleEF	SBUS	5.1700e-004	3.0000e-005
tblVehicleEF	SBUS	0.01	4.6860e-003
tblVehicleEF	SBUS	2.7560e-003	2.7660e-003
tblVehicleEF	SBUS	0.03	0.03

Merrill Commerce Center (Phase A Operations - Passenger Cars) - San Bernardino-South Coast County, Annual

tblVehicleEF	SBUS	4.7500e-004	2.8000e-005
tblVehicleEF	SBUS	2.9580e-003	7.2600e-004
tblVehicleEF	SBUS	0.02	5.8800e-003
tblVehicleEF	SBUS	0.68	0.20
tblVehicleEF	SBUS	1.2820e-003	3.5300e-004
tblVehicleEF	SBUS	0.11	0.10
tblVehicleEF	SBUS	0.01	0.05
tblVehicleEF	SBUS	0.28	0.02
tblVehicleEF	SBUS	0.01	3.0930e-003
tblVehicleEF	SBUS	0.01	0.01
tblVehicleEF	SBUS	4.6400e-004	3.2000e-005
tblVehicleEF	SBUS	2.9580e-003	7.2600e-004
tblVehicleEF	SBUS	0.02	5.8800e-003
tblVehicleEF	SBUS	0.98	0.28
tblVehicleEF	SBUS	1.2820e-003	3.5300e-004
tblVehicleEF	SBUS	0.13	0.11
tblVehicleEF	SBUS	0.01	0.05
tblVehicleEF	SBUS	0.31	0.03
tblVehicleEF	UBUS	1.83	4.19
tblVehicleEF	UBUS	0.08	0.02
tblVehicleEF	UBUS	9.26	32.67
tblVehicleEF	UBUS	14.34	1.43
tblVehicleEF	UBUS	1,846.39	1,724.94
tblVehicleEF	UBUS	136.37	16.90
tblVehicleEF	UBUS	5.87	0.37
tblVehicleEF	UBUS	0.52	0.08
tblVehicleEF	UBUS	0.01	0.03

Merrill Commerce Center (Phase A Operations - Passenger Cars) - San Bernardino-South Coast County, Annual

tblVehicleEF	UBUS	0.07	2.6830e-003
tblVehicleEF	UBUS	1.4030e-003	1.8900e-004
tblVehicleEF	UBUS	0.22	0.03
tblVehicleEF	UBUS	3.0000e-003	6.3130e-003
tblVehicleEF	UBUS	0.06	2.5510e-003
tblVehicleEF	UBUS	1.2900e-003	1.7400e-004
tblVehicleEF	UBUS	8.0860e-003	1.5320e-003
tblVehicleEF	UBUS	0.11	8.4710e-003
tblVehicleEF	UBUS	3.9450e-003	6.5200e-004
tblVehicleEF	UBUS	0.61	0.06
tblVehicleEF	UBUS	0.02	0.04
tblVehicleEF	UBUS	1.15	0.06
tblVehicleEF	UBUS	0.01	3.8820e-003
tblVehicleEF	UBUS	1.6240e-003	1.6700e-004
tblVehicleEF	UBUS	8.0860e-003	1.5320e-003
tblVehicleEF	UBUS	0.11	8.4710e-003
tblVehicleEF	UBUS	3.9450e-003	6.5200e-004
tblVehicleEF	UBUS	2.50	4.28
tblVehicleEF	UBUS	0.02	0.04
tblVehicleEF	UBUS	1.25	0.07
tblVehicleEF	UBUS	1.83	4.19
tblVehicleEF	UBUS	0.08	0.01
tblVehicleEF	UBUS	9.36	32.67
tblVehicleEF	UBUS	11.74	1.17
tblVehicleEF	UBUS	1,846.39	1,724.94
tblVehicleEF	UBUS	136.37	16.47
tblVehicleEF	UBUS	5.45	0.37

Merrill Commerce Center (Phase A Operations - Passenger Cars) - San Bernardino-South Coast County, Annual

tblVehicleEF	UBUS	0.52	0.08
tblVehicleEF	UBUS	0.01	0.03
tblVehicleEF	UBUS	0.07	2.6830e-003
tblVehicleEF	UBUS	1.4030e-003	1.8900e-004
tblVehicleEF	UBUS	0.22	0.03
tblVehicleEF	UBUS	3.0000e-003	6.3130e-003
tblVehicleEF	UBUS	0.06	2.5510e-003
tblVehicleEF	UBUS	1.2900e-003	1.7400e-004
tblVehicleEF	UBUS	0.02	2.9020e-003
tblVehicleEF	UBUS	0.14	0.01
tblVehicleEF	UBUS	9.3320e-003	1.4770e-003
tblVehicleEF	UBUS	0.62	0.06
tblVehicleEF	UBUS	0.02	0.04
tblVehicleEF	UBUS	1.02	0.06
tblVehicleEF	UBUS	0.01	3.8820e-003
tblVehicleEF	UBUS	1.5790e-003	1.6300e-004
tblVehicleEF	UBUS	0.02	2.9020e-003
tblVehicleEF	UBUS	0.14	0.01
tblVehicleEF	UBUS	9.3320e-003	1.4770e-003
tblVehicleEF	UBUS	2.52	4.28
tblVehicleEF	UBUS	0.02	0.04
tblVehicleEF	UBUS	1.12	0.06
tblVehicleEF	UBUS	1.83	4.19
tblVehicleEF	UBUS	0.08	0.02
tblVehicleEF	UBUS	9.27	32.67
tblVehicleEF	UBUS	13.86	1.39
tblVehicleEF	UBUS	1,846.39	1,724.94

Merrill Commerce Center (Phase A Operations - Passenger Cars) - San Bernardino-South Coast County, Annual

tblVehicleEF	UBUS	136.37	16.85
tblVehicleEF	UBUS	5.76	0.37
tblVehicleEF	UBUS	0.52	0.08
tblVehicleEF	UBUS	0.01	0.03
tblVehicleEF	UBUS	0.07	2.6830e-003
tblVehicleEF	UBUS	1.4030e-003	1.8900e-004
tblVehicleEF	UBUS	0.22	0.03
tblVehicleEF	UBUS	3.0000e-003	6.3130e-003
tblVehicleEF	UBUS	0.06	2.5510e-003
tblVehicleEF	UBUS	1.2900e-003	1.7400e-004
tblVehicleEF	UBUS	9.2250e-003	1.6220e-003
tblVehicleEF	UBUS	0.14	9.7130e-003
tblVehicleEF	UBUS	4.1190e-003	6.4800e-004
tblVehicleEF	UBUS	0.61	0.06
tblVehicleEF	UBUS	0.03	0.04
tblVehicleEF	UBUS	1.13	0.06
tblVehicleEF	UBUS	0.01	3.8820e-003
tblVehicleEF	UBUS	1.6160e-003	1.6700e-004
tblVehicleEF	UBUS	9.2250e-003	1.6220e-003
tblVehicleEF	UBUS	0.14	9.7130e-003
tblVehicleEF	UBUS	4.1190e-003	6.4800e-004
tblVehicleEF	UBUS	2.50	4.28
tblVehicleEF	UBUS	0.03	0.04
tblVehicleEF	UBUS	1.24	0.07
tblVehicleTrips	CNW_TTP	41.00	0.00
tblVehicleTrips	CNW_TTP	41.00	0.00
tblVehicleTrips	CW_TL	16.60	16.50

Merrill Commerce Center (Phase A Operations - Passenger Cars) - San Bernardino-South Coast County, Annual

tblVehicleTrips	CW_TL	16.60	16.50
tblVehicleTrips	CW_TTP	59.00	100.00
tblVehicleTrips	CW_TTP	59.00	100.00
tblVehicleTrips	DV_TP	5.00	0.00
tblVehicleTrips	DV_TP	5.00	0.00
tblVehicleTrips	PB_TP	3.00	0.00
tblVehicleTrips	PB_TP	3.00	0.00
tblVehicleTrips	PR_TP	92.00	100.00
tblVehicleTrips	PR_TP	92.00	100.00
tblVehicleTrips	ST_TR	1.68	1.44
tblVehicleTrips	ST_TR	1.68	1.75
tblVehicleTrips	SU_TR	1.68	1.44
tblVehicleTrips	SU_TR	1.68	1.75
tblVehicleTrips	WD_TR	1.68	1.44
tblVehicleTrips	WD_TR	1.68	1.75

2.0 Emissions Summary

Merrill Commerce Center (Phase A Operations - Passenger Cars) - San Bernardino-South Coast County, Annual

2.1 Overall Construction

Unmitigated Construction

[illegible]

Mitigated Construction

[illegible][illegible]

Merrill Commerce Center (Phase A Operations - Passenger Cars) - San Bernardino-South Coast County, Annual

Quarter	Start Date	End Date	Maximum Unmitigated ROG + NOX (tons/quarter)	Maximum Mitigated ROG + NOX (tons/quarter)
		Highest		

2.2 Overall Operational**Unmitigated Operational**

	ROG	NOx	CO	SO2	Fugitive PM10	Exhaust PM10	PM10 Total	Fugitive PM2.5	Exhaust PM2.5	PM2.5 Total	Bio- CO2	NBio- CO2	Total CO2	CH4	N2O	CO2e
Category	tons/yr										MT/yr					
Area	8.9159	2.6000e-004	0.0280	0.0000		1.0000e-004	1.0000e-004		1.0000e-004	1.0000e-004	0.0000	0.0543	0.0543	1.4000e-004	0.0000	0.0579
Energy	0.0966	0.8786	0.7380	5.2700e-003		0.0668	0.0668		0.0668	0.0668	0.0000	5,814.7470	5,814.7470	0.2189	0.0590	5,837.8113
Mobile	1.6901	1.7469	23.5636	0.0734	8.3295	0.0402	8.3697	2.2112	0.0370	2.2483	0.0000	6,725.7646	6,725.7646	0.1608	0.0000	6,729.7835
Offroad	0.1781	1.8507	1.1076	4.6300e-003		0.0639	0.0639		0.0588	0.0588	0.0000	406.3372	406.3372	0.1314	0.0000	409.6226
Waste						0.0000	0.0000		0.0000	0.0000	415.9691	0.0000	415.9691	24.5831	0.0000	1,030.5458
Water						0.0000	0.0000		0.0000	0.0000	159.9356	2,091.4985	2,251.4341	16.5133	0.4057	2,785.1763
Total	10.8807	4.4764	25.4371	0.0833	8.3295	0.1709	8.5004	2.2112	0.1627	2.3739	575.9047	15,038.4016	15,614.3063	41.6076	0.4648	16,792.9973

Merrill Commerce Center (Phase A Operations - Passenger Cars) - San Bernardino-South Coast County, Annual

2.2 Overall Operational**Mitigated Operational**

	ROG	NOx	CO	SO2	Fugitive PM10	Exhaust PM10	PM10 Total	Fugitive PM2.5	Exhaust PM2.5	PM2.5 Total	Bio- CO2	NBio- CO2	Total CO2	CH4	N2O	CO2e
Category	tons/yr										MT/yr					
Area	8.9159	2.6000e-004	0.0280	0.0000		1.0000e-004	1.0000e-004		1.0000e-004	1.0000e-004	0.0000	0.0543	0.0543	1.4000e-004	0.0000	0.0579
Energy	0.0966	0.8786	0.7380	5.2700e-003		0.0668	0.0668		0.0668	0.0668	0.0000	5,814.7470	5,814.7470	0.2189	0.0590	5,837.8113
Mobile	1.6901	1.7469	23.5636	0.0734	8.3295	0.0402	8.3697	2.2112	0.0370	2.2483	0.0000	6,725.7646	6,725.7646	0.1608	0.0000	6,729.7835
Offroad	0.1781	1.8507	1.1076	4.6300e-003		0.0639	0.0639		0.0588	0.0588	0.0000	406.3372	406.3372	0.1314	0.0000	409.6226
Waste						0.0000	0.0000		0.0000	0.0000	415.9691	0.0000	415.9691	24.5831	0.0000	1,030.5458
Water						0.0000	0.0000		0.0000	0.0000	159.9356	2,091.4985	2,251.4341	16.5133	0.4057	2,785.1763
Total	10.8807	4.4764	25.4371	0.0833	8.3295	0.1709	8.5004	2.2112	0.1627	2.3739	575.9047	15,038.4016	15,614.3063	41.6076	0.4648	16,792.9973

	ROG	NOx	CO	SO2	Fugitive PM10	Exhaust PM10	PM10 Total	Fugitive PM2.5	Exhaust PM2.5	PM2.5 Total	Bio- CO2	NBio-CO2	Total CO2	CH4	N2O	CO2e
Percent Reduction	0.00	0.00	0.00	0.00	0.00	0.00	0.00	0.00	0.00	0.00	0.00	0.00	0.00	0.00	0.00	0.00

3.0 Construction Detail**Construction Phase**

Phase Number	Phase Name	Phase Type	Start Date	End Date	Num Days Week	Num Days	Phase Description
1	Demolition	Demolition	6/1/2020	5/31/2020	5	0	

Merrill Commerce Center (Phase A Operations - Passenger Cars) - San Bernardino-South Coast County, Annual

Acres of Grading (Site Preparation Phase): 0**Acres of Grading (Grading Phase): 0****Acres of Paving: 7.43****Residential Indoor: 0; Residential Outdoor: 0; Non-Residential Indoor: 0; Non-Residential Outdoor: 0; Striped Parking Area: 0 (Architectural Coating – sqft)****Offroad Equipment**

Phase Name	Offroad Equipment Type	Amount	Usage Hours	Horse Power	Load Factor
Demolition	Concrete/Industrial Saws	0	8.00	81	0.73
Demolition	Excavators	0	8.00	158	0.38
Demolition	Rubber Tired Dozers	0	8.00	247	0.40

Trips and VMT

Phase Name	Offroad Equipment Count	Worker Trip Number	Vendor Trip Number	Hauling Trip Number	Worker Trip Length	Vendor Trip Length	Hauling Trip Length	Worker Vehicle Class	Vendor Vehicle Class	Hauling Vehicle Class
Demolition	0	0.00	0.00	0.00	14.70	6.90	20.00	LD_Mix	HDT_Mix	HHDT

3.1 Mitigation Measures Construction

Merrill Commerce Center (Phase A Operations - Passenger Cars) - San Bernardino-South Coast County, Annual

3.2 Demolition - 2020

Unmitigated Construction On-Site

[illegible]

Unmitigated Construction Off-Site

[illegible]

Merrill Commerce Center (Phase A Operations - Passenger Cars) - San Bernardino-South Coast County, Annual

3.2 Demolition - 2020**Mitigated Construction On-Site**

	ROG	NOx	CO	SO2	Fugitive PM10	Exhaust PM10	PM10 Total	Fugitive PM2.5	Exhaust PM2.5	PM2.5 Total	Bio- CO2	NBio- CO2	Total CO2	CH4	N2O	CO2e
Category	tons/yr										MT/yr					
Off-Road	0.0000	0.0000	0.0000	0.0000	0.0000	0.0000	0.0000	0.0000	0.0000	0.0000	0.0000	0.0000	0.0000	0.0000	0.0000	0.0000
Total	0.0000	0.0000	0.0000	0.0000	0.0000	0.0000	0.0000	0.0000	0.0000	0.0000	0.0000	0.0000	0.0000	0.0000	0.0000	0.0000

Mitigated Construction Off-Site

	ROG	NOx	CO	SO2	Fugitive PM10	Exhaust PM10	PM10 Total	Fugitive PM2.5	Exhaust PM2.5	PM2.5 Total	Bio- CO2	NBio- CO2	Total CO2	CH4	N2O	CO2e
Category	tons/yr										MT/yr					
Hauling	0.0000	0.0000	0.0000	0.0000	0.0000	0.0000	0.0000	0.0000	0.0000	0.0000	0.0000	0.0000	0.0000	0.0000	0.0000	0.0000
Vendor	0.0000	0.0000	0.0000	0.0000	0.0000	0.0000	0.0000	0.0000	0.0000	0.0000	0.0000	0.0000	0.0000	0.0000	0.0000	0.0000
Worker	0.0000	0.0000	0.0000	0.0000	0.0000	0.0000	0.0000	0.0000	0.0000	0.0000	0.0000	0.0000	0.0000	0.0000	0.0000	0.0000
Total	0.0000	0.0000	0.0000	0.0000	0.0000	0.0000	0.0000	0.0000	0.0000	0.0000	0.0000	0.0000	0.0000	0.0000	0.0000	0.0000

4.0 Operational Detail - Mobile

Merrill Commerce Center (Phase A Operations - Passenger Cars) - San Bernardino-South Coast County, Annual

4.1 Mitigation Measures Mobile

	ROG	NOx	CO	SO2	Fugitive PM10	Exhaust PM10	PM10 Total	Fugitive PM2.5	Exhaust PM2.5	PM2.5 Total	Bio- CO2	NBio- CO2	Total CO2	CH4	N2O	CO2e
Category	tons/yr										MT/yr					
Mitigated	1.6901	1.7469	23.5636	0.0734	8.3295	0.0402	8.3697	2.2112	0.0370	2.2483	0.0000	6,725.7646	6,725.7646	0.1608	0.0000	6,729.7835
Unmitigated	1.6901	1.7469	23.5636	0.0734	8.3295	0.0402	8.3697	2.2112	0.0370	2.2483	0.0000	6,725.7646	6,725.7646	0.1608	0.0000	6,729.7835

4.2 Trip Summary Information

Land Use	Average Daily Trip Rate			Unmitigated	Mitigated
	Weekday	Saturday	Sunday	Annual VMT	Annual VMT
Other Asphalt Surfaces	0.00	0.00	0.00		
Refrigerated Warehouse-No Rail	432.00	432.00	432.00	2,594,592	2,594,592
Unrefrigerated Warehouse-No Rail	3,290.00	3,290.00	3,290.00	19,759,740	19,759,740
Total	3,722.00	3,722.00	3,722.00	22,354,332	22,354,332

4.3 Trip Type Information

Land Use	Miles			Trip %			Trip Purpose %		
	H-W or C-W	H-S or C-C	H-O or C-NW	H-W or C-W	H-S or C-C	H-O or C-NW	Primary	Diverted	Pass-by
Other Asphalt Surfaces	16.60	8.40	6.90	0.00	0.00	0.00	0	0	0
Refrigerated Warehouse-No	16.50	8.40	6.90	100.00	0.00	0.00	100	0	0
Unrefrigerated Warehouse-No	16.50	8.40	6.90	100.00	0.00	0.00	100	0	0

Merrill Commerce Center (Phase A Operations - Passenger Cars) - San Bernardino-South Coast County, Annual

4.4 Fleet Mix

Land Use	LDA	LDT1	LDT2	MDV	LHD1	LHD2	MHD	HHD	OBUS	UBUS	MCY	SBUS	MH
Other Asphalt Surfaces	0.553113	0.036408	0.180286	0.116335	0.016165	0.005101	0.018218	0.063797	0.001357	0.001565	0.005903	0.000808	0.000944
Refrigerated Warehouse-No Rail	0.624200	0.041100	0.203500	0.131200	0.000000	0.000000	0.000000	0.000000	0.000000	0.000000	0.000000	0.000000	0.000000
Unrefrigerated Warehouse-No Rail	0.624200	0.041100	0.203500	0.131200	0.000000	0.000000	0.000000	0.000000	0.000000	0.000000	0.000000	0.000000	0.000000

5.0 Energy Detail

Historical Energy Use: N

5.1 Mitigation Measures Energy

	ROG	NOx	CO	SO2	Fugitive PM10	Exhaust PM10	PM10 Total	Fugitive PM2.5	Exhaust PM2.5	PM2.5 Total	Bio- CO2	NBio- CO2	Total CO2	CH4	N2O	CO2e
Category	tons/yr										MT/yr					
Electricity Mitigated						0.0000	0.0000		0.0000	0.0000	0.0000	4,858.3395	4,858.3395	0.2006	0.0415	4,875.7203
Electricity Unmitigated						0.0000	0.0000		0.0000	0.0000	0.0000	4,858.3395	4,858.3395	0.2006	0.0415	4,875.7203
NaturalGas Mitigated	0.0966	0.8786	0.7380	5.2700e-003		0.0668	0.0668		0.0668	0.0668	0.0000	956.4075	956.4075	0.0183	0.0175	962.0910
NaturalGas Unmitigated	0.0966	0.8786	0.7380	5.2700e-003		0.0668	0.0668		0.0668	0.0668	0.0000	956.4075	956.4075	0.0183	0.0175	962.0910

Merrill Commerce Center (Phase A Operations - Passenger Cars) - San Bernardino-South Coast County, Annual

5.2 Energy by Land Use - NaturalGas**Unmitigated**

	NaturalGas Use	ROG	NOx	CO	SO2	Fugitive PM10	Exhaust PM10	PM10 Total	Fugitive PM2.5	Exhaust PM2.5	PM2.5 Total	Bio- CO2	NBio- CO2	Total CO2	CH4	N2O	CO2e
Land Use	kBTU/yr	tons/yr										MT/yr					
Other Asphalt Surfaces	0	0.0000	0.0000	0.0000	0.0000		0.0000	0.0000		0.0000	0.0000	0.0000	0.0000	0.0000	0.0000	0.0000	0.0000
Refrigerated Warehouse-No Rail	1.5234e+007	0.0821	0.7468	0.6273	4.4800e-003		0.0568	0.0568		0.0568	0.0568	0.0000	812.9443	812.9443	0.0156	0.0149	817.7752
Unrefrigerated Warehouse-No Rail	2.6884e+006	0.0145	0.1318	0.1107	7.9000e-004		0.0100	0.0100		0.0100	0.0100	0.0000	143.4633	143.4633	2.7500e-003	2.6300e-003	144.3158
Total		0.0966	0.8785	0.7380	5.2700e-003		0.0668	0.0668		0.0668	0.0668	0.0000	956.4075	956.4075	0.0183	0.0175	962.0910

Mitigated

	NaturalGas Use	ROG	NOx	CO	SO2	Fugitive PM10	Exhaust PM10	PM10 Total	Fugitive PM2.5	Exhaust PM2.5	PM2.5 Total	Bio- CO2	NBio- CO2	Total CO2	CH4	N2O	CO2e
Land Use	kBTU/yr	tons/yr										MT/yr					
Other Asphalt Surfaces	0	0.0000	0.0000	0.0000	0.0000		0.0000	0.0000		0.0000	0.0000	0.0000	0.0000	0.0000	0.0000	0.0000	0.0000
Refrigerated Warehouse-No Rail	1.5234e+007	0.0821	0.7468	0.6273	4.4800e-003		0.0568	0.0568		0.0568	0.0568	0.0000	812.9443	812.9443	0.0156	0.0149	817.7752
Unrefrigerated Warehouse-No Rail	2.6884e+006	0.0145	0.1318	0.1107	7.9000e-004		0.0100	0.0100		0.0100	0.0100	0.0000	143.4633	143.4633	2.7500e-003	2.6300e-003	144.3158
Total		0.0966	0.8785	0.7380	5.2700e-003		0.0668	0.0668		0.0668	0.0668	0.0000	956.4075	956.4075	0.0183	0.0175	962.0910

Merrill Commerce Center (Phase A Operations - Passenger Cars) - San Bernardino-South Coast County, Annual

5.3 Energy by Land Use - Electricity**Unmitigated**

	Electricity Use	Total CO2	CH4	N2O	CO2e
Land Use	kWh/yr	MT/yr			
Other Asphalt Surfaces	0	0.0000	0.0000	0.0000	0.0000
Refrigerated Warehouse-No Rail	1.1676e+007	3,720.2238	0.1536	0.0318	3,733.5330
Unrefrigerated Warehouse-No Rail	3.572e+006	1,138.1157	0.0470	9.7200e-003	1,142.1874
Total		4,858.3395	0.2006	0.0415	4,875.7203

Mitigated

	Electricity Use	Total CO2	CH4	N2O	CO2e
Land Use	kWh/yr	MT/yr			
Other Asphalt Surfaces	0	0.0000	0.0000	0.0000	0.0000
Refrigerated Warehouse-No Rail	1.1676e+007	3,720.2238	0.1536	0.0318	3,733.5330
Unrefrigerated Warehouse-No Rail	3.572e+006	1,138.1157	0.0470	9.7200e-003	1,142.1874
Total		4,858.3395	0.2006	0.0415	4,875.7203

Merrill Commerce Center (Phase A Operations - Passenger Cars) - San Bernardino-South Coast County, Annual

6.0 Area Detail**6.1 Mitigation Measures Area**

	ROG	NOx	CO	SO2	Fugitive PM10	Exhaust PM10	PM10 Total	Fugitive PM2.5	Exhaust PM2.5	PM2.5 Total	Bio- CO2	NBio- CO2	Total CO2	CH4	N2O	CO2e
Category	tons/yr										MT/yr					
Mitigated	8.9159	2.6000e-004	0.0280	0.0000		1.0000e-004	1.0000e-004		1.0000e-004	1.0000e-004	0.0000	0.0543	0.0543	1.4000e-004	0.0000	0.0579
Unmitigated	8.9159	2.6000e-004	0.0280	0.0000		1.0000e-004	1.0000e-004		1.0000e-004	1.0000e-004	0.0000	0.0543	0.0543	1.4000e-004	0.0000	0.0579

Merrill Commerce Center (Phase A Operations - Passenger Cars) - San Bernardino-South Coast County, Annual

6.2 Area by SubCategory**Unmitigated**

	ROG	NOx	CO	SO2	Fugitive PM10	Exhaust PM10	PM10 Total	Fugitive PM2.5	Exhaust PM2.5	PM2.5 Total	Bio- CO2	NBio- CO2	Total CO2	CH4	N2O	CO2e
SubCategory	tons/yr										MT/yr					
Architectural Coating	1.0149					0.0000	0.0000		0.0000	0.0000	0.0000	0.0000	0.0000	0.0000	0.0000	0.0000
Consumer Products	7.8984					0.0000	0.0000		0.0000	0.0000	0.0000	0.0000	0.0000	0.0000	0.0000	0.0000
Landscaping	2.6000e-003	2.6000e-004	0.0280	0.0000		1.0000e-004	1.0000e-004		1.0000e-004	1.0000e-004	0.0000	0.0543	0.0543	1.4000e-004	0.0000	0.0579
Total	8.9159	2.6000e-004	0.0280	0.0000		1.0000e-004	1.0000e-004		1.0000e-004	1.0000e-004	0.0000	0.0543	0.0543	1.4000e-004	0.0000	0.0579

Mitigated

	ROG	NOx	CO	SO2	Fugitive PM10	Exhaust PM10	PM10 Total	Fugitive PM2.5	Exhaust PM2.5	PM2.5 Total	Bio- CO2	NBio- CO2	Total CO2	CH4	N2O	CO2e
SubCategory	tons/yr										MT/yr					
Architectural Coating	1.0149					0.0000	0.0000		0.0000	0.0000	0.0000	0.0000	0.0000	0.0000	0.0000	0.0000
Consumer Products	7.8984					0.0000	0.0000		0.0000	0.0000	0.0000	0.0000	0.0000	0.0000	0.0000	0.0000
Landscaping	2.6000e-003	2.6000e-004	0.0280	0.0000		1.0000e-004	1.0000e-004		1.0000e-004	1.0000e-004	0.0000	0.0543	0.0543	1.4000e-004	0.0000	0.0579
Total	8.9159	2.6000e-004	0.0280	0.0000		1.0000e-004	1.0000e-004		1.0000e-004	1.0000e-004	0.0000	0.0543	0.0543	1.4000e-004	0.0000	0.0579

7.0 Water Detail

Merrill Commerce Center (Phase A Operations - Passenger Cars) - San Bernardino-South Coast County, Annual

7.1 Mitigation Measures Water

	Total CO2	CH4	N2O	CO2e
Category	MT/yr			
Mitigated	2,251.434 1	16.5133	0.4057	2,785.176 3
Unmitigated	2,251.434 1	16.5133	0.4057	2,785.176 3

7.2 Water by Land Use**Unmitigated**

	Indoor/Out door Use	Total CO2	CH4	N2O	CO2e
Land Use	Mgal	MT/yr			
Other Asphalt Surfaces	0 / 0	0.0000	0.0000	0.0000	0.0000
Refrigerated Warehouse-No Rail	69.375 / 0	309.8304	2.2725	0.0558	383.2811
Unrefrigerated Warehouse-No Rail	434.75 / 0	1,941.603 7	14.2408	0.3499	2,401.895 1
Total		2,251.434 1	16.5133	0.4057	2,785.176 3

Merrill Commerce Center (Phase A Operations - Passenger Cars) - San Bernardino-South Coast County, Annual

7.2 Water by Land Use**Mitigated**

	Indoor/Outdoor Use	Total CO2	CH4	N2O	CO2e
Land Use	Mgal	MT/yr			
Other Asphalt Surfaces	0 / 0	0.0000	0.0000	0.0000	0.0000
Refrigerated Warehouse-No Rail	69.375 / 0	309.8304	2.2725	0.0558	383.2811
Unrefrigerated Warehouse-No Rail	434.75 / 0	1,941.6037	14.2408	0.3499	2,401.8951
Total		2,251.4341	16.5133	0.4057	2,785.1763

8.0 Waste Detail**8.1 Mitigation Measures Waste**

Merrill Commerce Center (Phase A Operations - Passenger Cars) - San Bernardino-South Coast County, Annual

Category/Year

	Total CO2	CH4	N2O	CO2e
	MT/yr			
Mitigated	415.9691	24.5831	0.0000	1,030.5458
Unmitigated	415.9691	24.5831	0.0000	1,030.5458

8.2 Waste by Land Use**Unmitigated**

	Waste Disposed	Total CO2	CH4	N2O	CO2e
Land Use	tons	MT/yr			
Other Asphalt Surfaces	0	0.0000	0.0000	0.0000	0.0000
Refrigerated Warehouse-No Rail	282	57.2435	3.3830	0.0000	141.8182
Unrefrigerated Warehouse-No Rail	1767.2	358.7256	21.2001	0.0000	888.7276
Total		415.9691	24.5831	0.0000	1,030.5458

Merrill Commerce Center (Phase A Operations - Passenger Cars) - San Bernardino-South Coast County, Annual

8.2 Waste by Land Use**Mitigated**

	Waste Disposed	Total CO2	CH4	N2O	CO2e
Land Use	tons	MT/yr			
Other Asphalt Surfaces	0	0.0000	0.0000	0.0000	0.0000
Refrigerated Warehouse-No Rail	282	57.2435	3.3830	0.0000	141.8182
Unrefrigerated Warehouse-No Rail	1767.2	358.7256	21.2001	0.0000	888.7276
Total		415.9691	24.5831	0.0000	1,030.5458

9.0 Operational Offroad

Equipment Type	Number	Hours/Day	Days/Year	Horse Power	Load Factor	Fuel Type
Tractors/Loaders/Backhoes	8	4.00	365	200	0.37	CNG

Merrill Commerce Center (Phase A Operations - Passenger Cars) - San Bernardino-South Coast County, Annual

UnMitigated/Mitigated

	ROG	NOx	CO	SO2	Fugitive PM10	Exhaust PM10	PM10 Total	Fugitive PM2.5	Exhaust PM2.5	PM2.5 Total	Bio- CO2	NBio- CO2	Total CO2	CH4	N2O	CO2e
Equipment Type	tons/yr										MT/yr					
Tractors/Loaders/Backhoes	0.1781	1.8507	1.1076	4.6300e-003		0.0639	0.0639		0.0588	0.0588	0.0000	406.3372	406.3372	0.1314	0.0000	409.6226
Total	0.1781	1.8507	1.1076	4.6300e-003		0.0639	0.0639		0.0588	0.0588	0.0000	406.3372	406.3372	0.1314	0.0000	409.6226

10.0 Stationary Equipment**Fire Pumps and Emergency Generators**

Equipment Type	Number	Hours/Day	Hours/Year	Horse Power	Load Factor	Fuel Type
----------------	--------	-----------	------------	-------------	-------------	-----------

Boilers

Equipment Type	Number	Heat Input/Day	Heat Input/Year	Boiler Rating	Fuel Type
----------------	--------	----------------	-----------------	---------------	-----------

User Defined Equipment

Equipment Type	Number
----------------	--------

11.0 Vegetation

Merrill Commerce Center (Phase A Operations - Passenger Cars) - San Bernardino-South Coast County, Summer

Merrill Commerce Center (Phase A Operations - Passenger Cars)
San Bernardino-South Coast County, Summer

1.0 Project Characteristics

1.1 Land Usage

Land Uses	Size	Metric	Lot Acreage	Floor Surface Area	Population
Refrigerated Warehouse-No Rail	300.00	1000sqft	6.89	300,000.00	0
Unrefrigerated Warehouse-No Rail	1,880.00	1000sqft	84.11	1,880,000.00	0
Other Asphalt Surfaces	7.43	Acre	7.43	323,650.80	0

1.2 Other Project Characteristics

Urbanization	Urban	Wind Speed (m/s)	2.2	Precipitation Freq (Days)	32
Climate Zone	10			Operational Year	2022
Utility Company	Southern California Edison				
CO2 Intensity (lb/MWhr)	702.44	CH4 Intensity (lb/MWhr)	0.029	N2O Intensity (lb/MWhr)	0.006

1.3 User Entered Comments & Non-Default Data

Merrill Commerce Center (Phase A Operations - Passenger Cars) - San Bernardino-South Coast County, Summer

Project Characteristics -

Land Use - PA4=31.1 acres; PA5 = 59.9 acres; Right-of-Way Dedications (ROWD) = 7.43 acres (total ROWD is 28.4 acres, for analytical purposes the ROWD was split proportionally b/wn each Phase)

Construction Phase - Operations Run Only.

Off-road Equipment - Operations Run Only.

Trips and VMT - Operations Run Only.

Vehicle Trips - Trip Rates based on information provided in the TIA (Urban Crossroads, 2019). Trip Length based on information provided in VMT Memo (Urban Crossroads, 2019)

Vehicle Emission Factors - EMFAC2017

Vehicle Emission Factors - EMFAC2017

Vehicle Emission Factors - EMFAC2017

Energy Use - The project will design building shells and building components to meet 2019 Title 24 Standards which expects 30% less energy for nonresidential uses.

Operational Off-Road Equipment - Based on SCAQMD High Cube Warehouse Truck Trip Study White Paper Summary of Business Survey Results (2014)

Fleet Mix - Passenger Car Fleet Mix consist of LDA, LDT1, LDT2, and MDV

Table Name	Column Name	Default Value	New Value
tblConstructionPhase	NumDays	100.00	0.00
tblEnergyUse	LightingElect	2.37	1.66
tblEnergyUse	LightingElect	1.17	0.82
tblEnergyUse	T24E	1.06	0.74
tblEnergyUse	T24E	0.37	0.26
tblEnergyUse	T24NG	3.25	2.27
tblEnergyUse	T24NG	2.00	1.40
tblFleetMix	HHD	0.06	0.00
tblFleetMix	HHD	0.06	0.00
tblFleetMix	LDA	0.55	0.62
tblFleetMix	LDA	0.55	0.62
tblFleetMix	LDT1	0.04	0.04

Merrill Commerce Center (Phase A Operations - Passenger Cars) - San Bernardino-South Coast County, Summer

tblFleetMix	LDT1	0.04	0.04
tblFleetMix	LDT2	0.18	0.20
tblFleetMix	LDT2	0.18	0.20
tblFleetMix	LHD1	0.02	0.00
tblFleetMix	LHD1	0.02	0.00
tblFleetMix	LHD2	5.1010e-003	0.00
tblFleetMix	LHD2	5.1010e-003	0.00
tblFleetMix	MCY	5.9030e-003	0.00
tblFleetMix	MCY	5.9030e-003	0.00
tblFleetMix	MDV	0.12	0.13
tblFleetMix	MDV	0.12	0.13
tblFleetMix	MH	9.4400e-004	0.00
tblFleetMix	MH	9.4400e-004	0.00
tblFleetMix	MHD	0.02	0.00
tblFleetMix	MHD	0.02	0.00
tblFleetMix	OBUS	1.3570e-003	0.00
tblFleetMix	OBUS	1.3570e-003	0.00
tblFleetMix	SBUS	8.0800e-004	0.00
tblFleetMix	SBUS	8.0800e-004	0.00
tblFleetMix	UBUS	1.5650e-003	0.00
tblFleetMix	UBUS	1.5650e-003	0.00
tblLandUse	LotAcreage	43.16	84.11
tblOffRoadEquipment	OffRoadEquipmentUnitAmount	1.00	0.00
tblOffRoadEquipment	OffRoadEquipmentUnitAmount	3.00	0.00
tblOffRoadEquipment	OffRoadEquipmentUnitAmount	2.00	0.00
tblOperationalOffRoadEquipment	OperDaysPerYear	260.00	365.00
tblOperationalOffRoadEquipment	OperFuelType	Diesel	CNG

Merrill Commerce Center (Phase A Operations - Passenger Cars) - San Bernardino-South Coast County, Summer

tblOperationalOffRoadEquipment	OperHorsePower	97.00	200.00
tblOperationalOffRoadEquipment	OperHoursPerDay	8.00	4.00
tblOperationalOffRoadEquipment	OperOffRoadEquipmentNumber	0.00	8.00
tblVehicleEF	HHD	1.21	0.03
tblVehicleEF	HHD	0.04	0.06
tblVehicleEF	HHD	0.10	0.00
tblVehicleEF	HHD	3.29	8.22
tblVehicleEF	HHD	0.57	0.40
tblVehicleEF	HHD	1.82	2.2600e-003
tblVehicleEF	HHD	6,933.41	1,478.27
tblVehicleEF	HHD	1,475.79	1,372.23
tblVehicleEF	HHD	5.54	0.02
tblVehicleEF	HHD	26.50	7.64
tblVehicleEF	HHD	2.50	2.77
tblVehicleEF	HHD	9.7780e-003	3.7640e-003
tblVehicleEF	HHD	0.06	0.06
tblVehicleEF	HHD	0.04	0.04
tblVehicleEF	HHD	0.01	0.03
tblVehicleEF	HHD	5.1000e-005	1.0000e-006
tblVehicleEF	HHD	9.3550e-003	3.6010e-003
tblVehicleEF	HHD	0.03	0.03
tblVehicleEF	HHD	8.8810e-003	8.9170e-003
tblVehicleEF	HHD	0.01	0.03
tblVehicleEF	HHD	4.7000e-005	1.0000e-006
tblVehicleEF	HHD	8.5000e-005	3.0000e-006
tblVehicleEF	HHD	3.1910e-003	1.0400e-004
tblVehicleEF	HHD	0.84	0.59

Merrill Commerce Center (Phase A Operations - Passenger Cars) - San Bernardino-South Coast County, Summer

tblVehicleEF	HHD	5.2000e-005	2.0000e-006
tblVehicleEF	HHD	0.08	0.05
tblVehicleEF	HHD	2.1700e-004	5.2200e-004
tblVehicleEF	HHD	0.05	1.0000e-006
tblVehicleEF	HHD	0.07	0.01
tblVehicleEF	HHD	0.01	0.01
tblVehicleEF	HHD	8.6000e-005	0.00
tblVehicleEF	HHD	8.5000e-005	3.0000e-006
tblVehicleEF	HHD	3.1910e-003	1.0400e-004
tblVehicleEF	HHD	0.97	0.67
tblVehicleEF	HHD	5.2000e-005	2.0000e-006
tblVehicleEF	HHD	0.13	0.12
tblVehicleEF	HHD	2.1700e-004	5.2200e-004
tblVehicleEF	HHD	0.06	1.0000e-006
tblVehicleEF	HHD	1.14	0.03
tblVehicleEF	HHD	0.04	0.06
tblVehicleEF	HHD	0.09	0.00
tblVehicleEF	HHD	2.39	8.07
tblVehicleEF	HHD	0.57	0.40
tblVehicleEF	HHD	1.70	2.1220e-003
tblVehicleEF	HHD	7,345.18	1,469.16
tblVehicleEF	HHD	1,475.79	1,372.23
tblVehicleEF	HHD	5.54	0.02
tblVehicleEF	HHD	27.35	7.37
tblVehicleEF	HHD	2.36	2.60
tblVehicleEF	HHD	8.2750e-003	3.3440e-003
tblVehicleEF	HHD	0.06	0.06

Merrill Commerce Center (Phase A Operations - Passenger Cars) - San Bernardino-South Coast County, Summer

tblVehicleEF	HHD	0.04	0.04
tblVehicleEF	HHD	0.01	0.03
tblVehicleEF	HHD	5.1000e-005	1.0000e-006
tblVehicleEF	HHD	7.9170e-003	3.2000e-003
tblVehicleEF	HHD	0.03	0.03
tblVehicleEF	HHD	8.8810e-003	8.9170e-003
tblVehicleEF	HHD	0.01	0.03
tblVehicleEF	HHD	4.7000e-005	1.0000e-006
tblVehicleEF	HHD	1.6800e-004	7.0000e-006
tblVehicleEF	HHD	3.5970e-003	1.2200e-004
tblVehicleEF	HHD	0.79	0.62
tblVehicleEF	HHD	1.1700e-004	5.0000e-006
tblVehicleEF	HHD	0.08	0.05
tblVehicleEF	HHD	2.2100e-004	5.3900e-004
tblVehicleEF	HHD	0.05	1.0000e-006
tblVehicleEF	HHD	0.07	0.01
tblVehicleEF	HHD	0.01	0.01
tblVehicleEF	HHD	8.4000e-005	0.00
tblVehicleEF	HHD	1.6800e-004	7.0000e-006
tblVehicleEF	HHD	3.5970e-003	1.2200e-004
tblVehicleEF	HHD	0.91	0.71
tblVehicleEF	HHD	1.1700e-004	5.0000e-006
tblVehicleEF	HHD	0.13	0.12
tblVehicleEF	HHD	2.2100e-004	5.3900e-004
tblVehicleEF	HHD	0.06	1.0000e-006
tblVehicleEF	HHD	1.31	0.03
tblVehicleEF	HHD	0.04	2.3610e-003

Merrill Commerce Center (Phase A Operations - Passenger Cars) - San Bernardino-South Coast County, Summer

tblVehicleEF	HHD	0.10	0.00
tblVehicleEF	HHD	4.53	8.37
tblVehicleEF	HHD	0.57	0.25
tblVehicleEF	HHD	1.79	2.2320e-003
tblVehicleEF	HHD	6,364.76	1,476.72
tblVehicleEF	HHD	1,475.79	1,332.53
tblVehicleEF	HHD	5.54	0.02
tblVehicleEF	HHD	25.32	7.94
tblVehicleEF	HHD	2.46	2.69
tblVehicleEF	HHD	0.01	4.1670e-003
tblVehicleEF	HHD	0.06	0.06
tblVehicleEF	HHD	0.04	0.04
tblVehicleEF	HHD	0.01	0.03
tblVehicleEF	HHD	5.1000e-005	1.0000e-006
tblVehicleEF	HHD	0.01	3.9860e-003
tblVehicleEF	HHD	0.03	0.03
tblVehicleEF	HHD	8.8810e-003	8.8160e-003
tblVehicleEF	HHD	0.01	0.03
tblVehicleEF	HHD	4.7000e-005	1.0000e-006
tblVehicleEF	HHD	8.5000e-005	4.0000e-006
tblVehicleEF	HHD	3.4760e-003	1.2300e-004
tblVehicleEF	HHD	0.91	0.54
tblVehicleEF	HHD	5.2000e-005	2.0000e-006
tblVehicleEF	HHD	0.08	0.05
tblVehicleEF	HHD	2.3300e-004	5.4600e-004
tblVehicleEF	HHD	0.05	1.0000e-006
tblVehicleEF	HHD	0.06	0.01

Merrill Commerce Center (Phase A Operations - Passenger Cars) - San Bernardino-South Coast County, Summer

tblVehicleEF	HHD	0.01	0.01
tblVehicleEF	HHD	8.5000e-005	0.00
tblVehicleEF	HHD	8.5000e-005	4.0000e-006
tblVehicleEF	HHD	3.4760e-003	1.2300e-004
tblVehicleEF	HHD	1.05	0.62
tblVehicleEF	HHD	5.2000e-005	2.0000e-006
tblVehicleEF	HHD	0.13	0.06
tblVehicleEF	HHD	2.3300e-004	5.4600e-004
tblVehicleEF	HHD	0.06	1.0000e-006
tblVehicleEF	LDA	4.2030e-003	2.4360e-003
tblVehicleEF	LDA	5.6230e-003	0.05
tblVehicleEF	LDA	0.57	0.65
tblVehicleEF	LDA	1.19	2.16
tblVehicleEF	LDA	251.29	261.47
tblVehicleEF	LDA	57.15	53.86
tblVehicleEF	LDA	0.05	0.04
tblVehicleEF	LDA	1.6780e-003	1.4470e-003
tblVehicleEF	LDA	2.2790e-003	1.8580e-003
tblVehicleEF	LDA	1.5460e-003	1.3330e-003
tblVehicleEF	LDA	2.0960e-003	1.7080e-003
tblVehicleEF	LDA	0.04	0.06
tblVehicleEF	LDA	0.10	0.10
tblVehicleEF	LDA	0.03	0.05
tblVehicleEF	LDA	0.01	9.3320e-003
tblVehicleEF	LDA	0.03	0.21
tblVehicleEF	LDA	0.08	0.23
tblVehicleEF	LDA	2.5170e-003	2.5870e-003

Merrill Commerce Center (Phase A Operations - Passenger Cars) - San Bernardino-South Coast County, Summer

tblVehicleEF	LDA	5.9200e-004	5.3300e-004
tblVehicleEF	LDA	0.04	0.06
tblVehicleEF	LDA	0.10	0.10
tblVehicleEF	LDA	0.03	0.05
tblVehicleEF	LDA	0.02	0.01
tblVehicleEF	LDA	0.03	0.21
tblVehicleEF	LDA	0.08	0.25
tblVehicleEF	LDA	4.7900e-003	2.7940e-003
tblVehicleEF	LDA	4.6890e-003	0.04
tblVehicleEF	LDA	0.71	0.79
tblVehicleEF	LDA	0.99	1.79
tblVehicleEF	LDA	274.94	285.54
tblVehicleEF	LDA	57.15	53.16
tblVehicleEF	LDA	0.05	0.04
tblVehicleEF	LDA	1.6780e-003	1.4470e-003
tblVehicleEF	LDA	2.2790e-003	1.8580e-003
tblVehicleEF	LDA	1.5460e-003	1.3330e-003
tblVehicleEF	LDA	2.0960e-003	1.7080e-003
tblVehicleEF	LDA	0.09	0.12
tblVehicleEF	LDA	0.12	0.12
tblVehicleEF	LDA	0.07	0.10
tblVehicleEF	LDA	0.01	0.01
tblVehicleEF	LDA	0.03	0.21
tblVehicleEF	LDA	0.06	0.19
tblVehicleEF	LDA	2.7550e-003	2.8250e-003
tblVehicleEF	LDA	5.8800e-004	5.2600e-004
tblVehicleEF	LDA	0.09	0.12

Merrill Commerce Center (Phase A Operations - Passenger Cars) - San Bernardino-South Coast County, Summer

tblVehicleEF	LDA	0.12	0.12
tblVehicleEF	LDA	0.07	0.10
tblVehicleEF	LDA	0.02	0.02
tblVehicleEF	LDA	0.03	0.21
tblVehicleEF	LDA	0.07	0.21
tblVehicleEF	LDA	4.0860e-003	2.3760e-003
tblVehicleEF	LDA	5.5870e-003	0.05
tblVehicleEF	LDA	0.54	0.61
tblVehicleEF	LDA	1.18	2.12
tblVehicleEF	LDA	245.70	255.84
tblVehicleEF	LDA	57.15	53.80
tblVehicleEF	LDA	0.05	0.04
tblVehicleEF	LDA	1.6780e-003	1.4470e-003
tblVehicleEF	LDA	2.2790e-003	1.8580e-003
tblVehicleEF	LDA	1.5460e-003	1.3330e-003
tblVehicleEF	LDA	2.0960e-003	1.7080e-003
tblVehicleEF	LDA	0.05	0.06
tblVehicleEF	LDA	0.11	0.11
tblVehicleEF	LDA	0.03	0.05
tblVehicleEF	LDA	0.01	9.0880e-003
tblVehicleEF	LDA	0.04	0.24
tblVehicleEF	LDA	0.08	0.23
tblVehicleEF	LDA	2.4600e-003	2.5310e-003
tblVehicleEF	LDA	5.9100e-004	5.3200e-004
tblVehicleEF	LDA	0.05	0.06
tblVehicleEF	LDA	0.11	0.11
tblVehicleEF	LDA	0.03	0.05

Merrill Commerce Center (Phase A Operations - Passenger Cars) - San Bernardino-South Coast County, Summer

tblVehicleEF	LDA	0.01	0.01
tblVehicleEF	LDA	0.04	0.24
tblVehicleEF	LDA	0.08	0.25
tblVehicleEF	LDT1	0.01	7.0610e-003
tblVehicleEF	LDT1	0.02	0.08
tblVehicleEF	LDT1	1.54	1.44
tblVehicleEF	LDT1	3.61	2.44
tblVehicleEF	LDT1	313.68	310.02
tblVehicleEF	LDT1	70.93	65.50
tblVehicleEF	LDT1	0.16	0.13
tblVehicleEF	LDT1	2.7050e-003	2.1940e-003
tblVehicleEF	LDT1	3.6920e-003	2.8520e-003
tblVehicleEF	LDT1	2.4910e-003	2.0190e-003
tblVehicleEF	LDT1	3.3960e-003	2.6220e-003
tblVehicleEF	LDT1	0.18	0.19
tblVehicleEF	LDT1	0.33	0.26
tblVehicleEF	LDT1	0.13	0.13
tblVehicleEF	LDT1	0.03	0.03
tblVehicleEF	LDT1	0.20	0.88
tblVehicleEF	LDT1	0.26	0.43
tblVehicleEF	LDT1	3.1570e-003	3.0680e-003
tblVehicleEF	LDT1	7.7300e-004	6.4800e-004
tblVehicleEF	LDT1	0.18	0.19
tblVehicleEF	LDT1	0.33	0.26
tblVehicleEF	LDT1	0.13	0.13
tblVehicleEF	LDT1	0.05	0.05
tblVehicleEF	LDT1	0.20	0.88

Merrill Commerce Center (Phase A Operations - Passenger Cars) - San Bernardino-South Coast County, Summer

tblVehicleEF	LDT1	0.28	0.48
tblVehicleEF	LDT1	0.02	8.0100e-003
tblVehicleEF	LDT1	0.02	0.07
tblVehicleEF	LDT1	1.85	1.74
tblVehicleEF	LDT1	2.97	2.02
tblVehicleEF	LDT1	341.75	335.16
tblVehicleEF	LDT1	70.93	64.59
tblVehicleEF	LDT1	0.14	0.12
tblVehicleEF	LDT1	2.7050e-003	2.1940e-003
tblVehicleEF	LDT1	3.6920e-003	2.8520e-003
tblVehicleEF	LDT1	2.4910e-003	2.0190e-003
tblVehicleEF	LDT1	3.3960e-003	2.6220e-003
tblVehicleEF	LDT1	0.37	0.40
tblVehicleEF	LDT1	0.41	0.33
tblVehicleEF	LDT1	0.27	0.29
tblVehicleEF	LDT1	0.04	0.04
tblVehicleEF	LDT1	0.20	0.88
tblVehicleEF	LDT1	0.21	0.36
tblVehicleEF	LDT1	3.4420e-003	3.3170e-003
tblVehicleEF	LDT1	7.6200e-004	6.3900e-004
tblVehicleEF	LDT1	0.37	0.40
tblVehicleEF	LDT1	0.41	0.33
tblVehicleEF	LDT1	0.27	0.29
tblVehicleEF	LDT1	0.06	0.05
tblVehicleEF	LDT1	0.20	0.88
tblVehicleEF	LDT1	0.23	0.40
tblVehicleEF	LDT1	0.01	6.8960e-003

Merrill Commerce Center (Phase A Operations - Passenger Cars) - San Bernardino-South Coast County, Summer

tblVehicleEF	LDT1	0.02	0.08
tblVehicleEF	LDT1	1.47	1.37
tblVehicleEF	LDT1	3.55	2.40
tblVehicleEF	LDT1	307.06	304.06
tblVehicleEF	LDT1	70.93	65.42
tblVehicleEF	LDT1	0.15	0.12
tblVehicleEF	LDT1	2.7050e-003	2.1940e-003
tblVehicleEF	LDT1	3.6920e-003	2.8520e-003
tblVehicleEF	LDT1	2.4910e-003	2.0190e-003
tblVehicleEF	LDT1	3.3960e-003	2.6220e-003
tblVehicleEF	LDT1	0.19	0.20
tblVehicleEF	LDT1	0.39	0.30
tblVehicleEF	LDT1	0.12	0.12
tblVehicleEF	LDT1	0.03	0.03
tblVehicleEF	LDT1	0.23	1.03
tblVehicleEF	LDT1	0.25	0.43
tblVehicleEF	LDT1	3.0890e-003	3.0090e-003
tblVehicleEF	LDT1	7.7200e-004	6.4700e-004
tblVehicleEF	LDT1	0.19	0.20
tblVehicleEF	LDT1	0.39	0.30
tblVehicleEF	LDT1	0.12	0.12
tblVehicleEF	LDT1	0.05	0.04
tblVehicleEF	LDT1	0.23	1.03
tblVehicleEF	LDT1	0.28	0.47
tblVehicleEF	LDT2	6.3270e-003	4.2800e-003
tblVehicleEF	LDT2	8.1990e-003	0.07
tblVehicleEF	LDT2	0.80	0.97

Merrill Commerce Center (Phase A Operations - Passenger Cars) - San Bernardino-South Coast County, Summer

tblVehicleEF	LDT2	1.67	2.78
tblVehicleEF	LDT2	351.15	331.49
tblVehicleEF	LDT2	79.39	70.30
tblVehicleEF	LDT2	0.09	0.09
tblVehicleEF	LDT2	1.7270e-003	1.5180e-003
tblVehicleEF	LDT2	2.4170e-003	1.9480e-003
tblVehicleEF	LDT2	1.5880e-003	1.3970e-003
tblVehicleEF	LDT2	2.2220e-003	1.7910e-003
tblVehicleEF	LDT2	0.06	0.10
tblVehicleEF	LDT2	0.13	0.15
tblVehicleEF	LDT2	0.05	0.08
tblVehicleEF	LDT2	0.02	0.02
tblVehicleEF	LDT2	0.07	0.48
tblVehicleEF	LDT2	0.11	0.35
tblVehicleEF	LDT2	3.5180e-003	3.2800e-003
tblVehicleEF	LDT2	8.2200e-004	6.9600e-004
tblVehicleEF	LDT2	0.06	0.10
tblVehicleEF	LDT2	0.13	0.15
tblVehicleEF	LDT2	0.05	0.08
tblVehicleEF	LDT2	0.02	0.03
tblVehicleEF	LDT2	0.07	0.48
tblVehicleEF	LDT2	0.12	0.38
tblVehicleEF	LDT2	7.1840e-003	4.8870e-003
tblVehicleEF	LDT2	6.8290e-003	0.06
tblVehicleEF	LDT2	0.97	1.18
tblVehicleEF	LDT2	1.38	2.30
tblVehicleEF	LDT2	383.36	355.94

Merrill Commerce Center (Phase A Operations - Passenger Cars) - San Bernardino-South Coast County, Summer

tblVehicleEF	LDT2	79.39	69.35
tblVehicleEF	LDT2	0.08	0.08
tblVehicleEF	LDT2	1.7270e-003	1.5180e-003
tblVehicleEF	LDT2	2.4170e-003	1.9480e-003
tblVehicleEF	LDT2	1.5880e-003	1.3970e-003
tblVehicleEF	LDT2	2.2220e-003	1.7910e-003
tblVehicleEF	LDT2	0.13	0.21
tblVehicleEF	LDT2	0.15	0.18
tblVehicleEF	LDT2	0.11	0.18
tblVehicleEF	LDT2	0.02	0.02
tblVehicleEF	LDT2	0.07	0.48
tblVehicleEF	LDT2	0.09	0.29
tblVehicleEF	LDT2	3.8420e-003	3.5220e-003
tblVehicleEF	LDT2	8.1700e-004	6.8600e-004
tblVehicleEF	LDT2	0.13	0.21
tblVehicleEF	LDT2	0.15	0.18
tblVehicleEF	LDT2	0.11	0.18
tblVehicleEF	LDT2	0.03	0.03
tblVehicleEF	LDT2	0.07	0.48
tblVehicleEF	LDT2	0.10	0.32
tblVehicleEF	LDT2	6.1560e-003	4.1770e-003
tblVehicleEF	LDT2	8.1410e-003	0.07
tblVehicleEF	LDT2	0.75	0.92
tblVehicleEF	LDT2	1.64	2.74
tblVehicleEF	LDT2	343.55	325.69
tblVehicleEF	LDT2	79.39	70.22
tblVehicleEF	LDT2	0.08	0.09

Merrill Commerce Center (Phase A Operations - Passenger Cars) - San Bernardino-South Coast County, Summer

tblVehicleEF	LDT2	1.7270e-003	1.5180e-003
tblVehicleEF	LDT2	2.4170e-003	1.9480e-003
tblVehicleEF	LDT2	1.5880e-003	1.3970e-003
tblVehicleEF	LDT2	2.2220e-003	1.7910e-003
tblVehicleEF	LDT2	0.06	0.10
tblVehicleEF	LDT2	0.14	0.16
tblVehicleEF	LDT2	0.05	0.08
tblVehicleEF	LDT2	0.02	0.02
tblVehicleEF	LDT2	0.08	0.56
tblVehicleEF	LDT2	0.11	0.35
tblVehicleEF	LDT2	3.4410e-003	3.2220e-003
tblVehicleEF	LDT2	8.2200e-004	6.9500e-004
tblVehicleEF	LDT2	0.06	0.10
tblVehicleEF	LDT2	0.14	0.16
tblVehicleEF	LDT2	0.05	0.08
tblVehicleEF	LDT2	0.02	0.03
tblVehicleEF	LDT2	0.08	0.56
tblVehicleEF	LDT2	0.12	0.38
tblVehicleEF	LHD1	5.2170e-003	4.8640e-003
tblVehicleEF	LHD1	0.01	6.5090e-003
tblVehicleEF	LHD1	0.02	0.02
tblVehicleEF	LHD1	0.14	0.17
tblVehicleEF	LHD1	1.07	0.88
tblVehicleEF	LHD1	2.60	1.03
tblVehicleEF	LHD1	9.23	9.35
tblVehicleEF	LHD1	609.20	648.62
tblVehicleEF	LHD1	30.40	10.79

Merrill Commerce Center (Phase A Operations - Passenger Cars) - San Bernardino-South Coast County, Summer

tblVehicleEF	LHD1	0.09	0.08
tblVehicleEF	LHD1	2.12	1.54
tblVehicleEF	LHD1	9.6500e-004	9.5300e-004
tblVehicleEF	LHD1	0.01	9.9680e-003
tblVehicleEF	LHD1	0.01	0.01
tblVehicleEF	LHD1	9.5800e-004	2.6300e-004
tblVehicleEF	LHD1	9.2400e-004	9.1200e-004
tblVehicleEF	LHD1	2.5390e-003	2.4920e-003
tblVehicleEF	LHD1	0.01	0.01
tblVehicleEF	LHD1	8.8100e-004	2.4200e-004
tblVehicleEF	LHD1	3.7070e-003	3.1750e-003
tblVehicleEF	LHD1	0.11	0.09
tblVehicleEF	LHD1	0.02	0.02
tblVehicleEF	LHD1	1.8240e-003	1.5420e-003
tblVehicleEF	LHD1	0.08	0.07
tblVehicleEF	LHD1	0.35	0.60
tblVehicleEF	LHD1	0.27	0.08
tblVehicleEF	LHD1	9.2000e-005	9.0000e-005
tblVehicleEF	LHD1	5.9760e-003	6.3130e-003
tblVehicleEF	LHD1	3.5300e-004	1.0700e-004
tblVehicleEF	LHD1	3.7070e-003	3.1750e-003
tblVehicleEF	LHD1	0.11	0.09
tblVehicleEF	LHD1	0.02	0.03
tblVehicleEF	LHD1	1.8240e-003	1.5420e-003
tblVehicleEF	LHD1	0.10	0.08
tblVehicleEF	LHD1	0.35	0.60
tblVehicleEF	LHD1	0.29	0.09

Merrill Commerce Center (Phase A Operations - Passenger Cars) - San Bernardino-South Coast County, Summer

tblVehicleEF	LHD1	5.2170e-003	4.8790e-003
tblVehicleEF	LHD1	0.01	6.6670e-003
tblVehicleEF	LHD1	0.02	0.02
tblVehicleEF	LHD1	0.14	0.17
tblVehicleEF	LHD1	1.09	0.90
tblVehicleEF	LHD1	2.43	0.97
tblVehicleEF	LHD1	9.23	9.35
tblVehicleEF	LHD1	609.20	648.66
tblVehicleEF	LHD1	30.40	10.67
tblVehicleEF	LHD1	0.09	0.08
tblVehicleEF	LHD1	1.98	1.44
tblVehicleEF	LHD1	9.6500e-004	9.5300e-004
tblVehicleEF	LHD1	0.01	9.9680e-003
tblVehicleEF	LHD1	0.01	0.01
tblVehicleEF	LHD1	9.5800e-004	2.6300e-004
tblVehicleEF	LHD1	9.2400e-004	9.1200e-004
tblVehicleEF	LHD1	2.5390e-003	2.4920e-003
tblVehicleEF	LHD1	0.01	0.01
tblVehicleEF	LHD1	8.8100e-004	2.4200e-004
tblVehicleEF	LHD1	7.3080e-003	6.2980e-003
tblVehicleEF	LHD1	0.13	0.11
tblVehicleEF	LHD1	0.02	0.02
tblVehicleEF	LHD1	4.1220e-003	3.5370e-003
tblVehicleEF	LHD1	0.09	0.07
tblVehicleEF	LHD1	0.36	0.60
tblVehicleEF	LHD1	0.25	0.08
tblVehicleEF	LHD1	9.2000e-005	9.0000e-005

Merrill Commerce Center (Phase A Operations - Passenger Cars) - San Bernardino-South Coast County, Summer

tblVehicleEF	LHD1	5.9770e-003	6.3140e-003
tblVehicleEF	LHD1	3.5000e-004	1.0600e-004
tblVehicleEF	LHD1	7.3080e-003	6.2980e-003
tblVehicleEF	LHD1	0.13	0.11
tblVehicleEF	LHD1	0.02	0.03
tblVehicleEF	LHD1	4.1220e-003	3.5370e-003
tblVehicleEF	LHD1	0.11	0.09
tblVehicleEF	LHD1	0.36	0.60
tblVehicleEF	LHD1	0.28	0.08
tblVehicleEF	LHD1	5.2170e-003	4.8670e-003
tblVehicleEF	LHD1	0.01	6.5250e-003
tblVehicleEF	LHD1	0.02	0.02
tblVehicleEF	LHD1	0.14	0.17
tblVehicleEF	LHD1	1.07	0.89
tblVehicleEF	LHD1	2.55	1.02
tblVehicleEF	LHD1	9.23	9.35
tblVehicleEF	LHD1	609.20	648.63
tblVehicleEF	LHD1	30.40	10.76
tblVehicleEF	LHD1	0.09	0.08
tblVehicleEF	LHD1	2.08	1.51
tblVehicleEF	LHD1	9.6500e-004	9.5300e-004
tblVehicleEF	LHD1	0.01	9.9680e-003
tblVehicleEF	LHD1	0.01	0.01
tblVehicleEF	LHD1	9.5800e-004	2.6300e-004
tblVehicleEF	LHD1	9.2400e-004	9.1200e-004
tblVehicleEF	LHD1	2.5390e-003	2.4920e-003
tblVehicleEF	LHD1	0.01	0.01

Merrill Commerce Center (Phase A Operations - Passenger Cars) - San Bernardino-South Coast County, Summer

tblVehicleEF	LHD1	8.8100e-004	2.4200e-004
tblVehicleEF	LHD1	4.0430e-003	3.5090e-003
tblVehicleEF	LHD1	0.13	0.10
tblVehicleEF	LHD1	0.02	0.02
tblVehicleEF	LHD1	1.7940e-003	1.5200e-003
tblVehicleEF	LHD1	0.08	0.07
tblVehicleEF	LHD1	0.38	0.64
tblVehicleEF	LHD1	0.26	0.08
tblVehicleEF	LHD1	9.2000e-005	9.0000e-005
tblVehicleEF	LHD1	5.9760e-003	6.3130e-003
tblVehicleEF	LHD1	3.5200e-004	1.0600e-004
tblVehicleEF	LHD1	4.0430e-003	3.5090e-003
tblVehicleEF	LHD1	0.13	0.10
tblVehicleEF	LHD1	0.02	0.03
tblVehicleEF	LHD1	1.7940e-003	1.5200e-003
tblVehicleEF	LHD1	0.10	0.08
tblVehicleEF	LHD1	0.38	0.64
tblVehicleEF	LHD1	0.29	0.09
tblVehicleEF	LHD2	3.5950e-003	3.3090e-003
tblVehicleEF	LHD2	4.6110e-003	4.1580e-003
tblVehicleEF	LHD2	8.1370e-003	9.5080e-003
tblVehicleEF	LHD2	0.12	0.14
tblVehicleEF	LHD2	0.50	0.56
tblVehicleEF	LHD2	1.20	0.61
tblVehicleEF	LHD2	14.27	14.55
tblVehicleEF	LHD2	608.52	648.96
tblVehicleEF	LHD2	24.46	7.78

Merrill Commerce Center (Phase A Operations - Passenger Cars) - San Bernardino-South Coast County, Summer

tblVehicleEF	LHD2	0.11	0.11
tblVehicleEF	LHD2	1.49	1.65
tblVehicleEF	LHD2	1.2830e-003	1.4030e-003
tblVehicleEF	LHD2	0.01	0.01
tblVehicleEF	LHD2	0.01	0.01
tblVehicleEF	LHD2	4.0000e-004	1.2600e-004
tblVehicleEF	LHD2	1.2280e-003	1.3430e-003
tblVehicleEF	LHD2	2.6860e-003	2.6930e-003
tblVehicleEF	LHD2	0.01	0.01
tblVehicleEF	LHD2	3.6800e-004	1.1600e-004
tblVehicleEF	LHD2	1.3070e-003	1.5580e-003
tblVehicleEF	LHD2	0.04	0.05
tblVehicleEF	LHD2	0.01	0.02
tblVehicleEF	LHD2	7.0300e-004	8.0000e-004
tblVehicleEF	LHD2	0.06	0.06
tblVehicleEF	LHD2	0.09	0.29
tblVehicleEF	LHD2	0.11	0.05
tblVehicleEF	LHD2	5.9200e-003	6.2610e-003
tblVehicleEF	LHD2	2.6700e-004	7.7000e-005
tblVehicleEF	LHD2	1.3070e-003	1.5580e-003
tblVehicleEF	LHD2	0.04	0.05
tblVehicleEF	LHD2	0.02	0.02
tblVehicleEF	LHD2	7.0300e-004	8.0000e-004
tblVehicleEF	LHD2	0.07	0.07
tblVehicleEF	LHD2	0.09	0.29
tblVehicleEF	LHD2	0.12	0.05
tblVehicleEF	LHD2	3.5950e-003	3.3190e-003

Merrill Commerce Center (Phase A Operations - Passenger Cars) - San Bernardino-South Coast County, Summer

tblVehicleEF	LHD2	4.6760e-003	4.2030e-003
tblVehicleEF	LHD2	7.7630e-003	9.0810e-003
tblVehicleEF	LHD2	0.12	0.14
tblVehicleEF	LHD2	0.50	0.56
tblVehicleEF	LHD2	1.13	0.57
tblVehicleEF	LHD2	14.27	14.55
tblVehicleEF	LHD2	608.52	648.97
tblVehicleEF	LHD2	24.46	7.71
tblVehicleEF	LHD2	0.11	0.11
tblVehicleEF	LHD2	1.40	1.55
tblVehicleEF	LHD2	1.2830e-003	1.4030e-003
tblVehicleEF	LHD2	0.01	0.01
tblVehicleEF	LHD2	0.01	0.01
tblVehicleEF	LHD2	4.0000e-004	1.2600e-004
tblVehicleEF	LHD2	1.2280e-003	1.3430e-003
tblVehicleEF	LHD2	2.6860e-003	2.6930e-003
tblVehicleEF	LHD2	0.01	0.01
tblVehicleEF	LHD2	3.6800e-004	1.1600e-004
tblVehicleEF	LHD2	2.5220e-003	3.0280e-003
tblVehicleEF	LHD2	0.04	0.06
tblVehicleEF	LHD2	0.01	0.02
tblVehicleEF	LHD2	1.5220e-003	1.7650e-003
tblVehicleEF	LHD2	0.06	0.06
tblVehicleEF	LHD2	0.09	0.29
tblVehicleEF	LHD2	0.10	0.04
tblVehicleEF	LHD2	5.9200e-003	6.2610e-003
tblVehicleEF	LHD2	2.6500e-004	7.6000e-005

Merrill Commerce Center (Phase A Operations - Passenger Cars) - San Bernardino-South Coast County, Summer

tblVehicleEF	LHD2	2.5220e-003	3.0280e-003
tblVehicleEF	LHD2	0.04	0.06
tblVehicleEF	LHD2	0.02	0.02
tblVehicleEF	LHD2	1.5220e-003	1.7650e-003
tblVehicleEF	LHD2	0.07	0.07
tblVehicleEF	LHD2	0.09	0.29
tblVehicleEF	LHD2	0.11	0.05
tblVehicleEF	LHD2	3.5950e-003	3.3110e-003
tblVehicleEF	LHD2	4.6180e-003	4.1630e-003
tblVehicleEF	LHD2	8.0640e-003	9.4270e-003
tblVehicleEF	LHD2	0.12	0.14
tblVehicleEF	LHD2	0.50	0.56
tblVehicleEF	LHD2	1.19	0.60
tblVehicleEF	LHD2	14.27	14.55
tblVehicleEF	LHD2	608.52	648.96
tblVehicleEF	LHD2	24.46	7.77
tblVehicleEF	LHD2	0.11	0.11
tblVehicleEF	LHD2	1.46	1.62
tblVehicleEF	LHD2	1.2830e-003	1.4030e-003
tblVehicleEF	LHD2	0.01	0.01
tblVehicleEF	LHD2	0.01	0.01
tblVehicleEF	LHD2	4.0000e-004	1.2600e-004
tblVehicleEF	LHD2	1.2280e-003	1.3430e-003
tblVehicleEF	LHD2	2.6860e-003	2.6930e-003
tblVehicleEF	LHD2	0.01	0.01
tblVehicleEF	LHD2	3.6800e-004	1.1600e-004
tblVehicleEF	LHD2	1.3460e-003	1.6400e-003

Merrill Commerce Center (Phase A Operations - Passenger Cars) - San Bernardino-South Coast County, Summer

tblVehicleEF	LHD2	0.04	0.05
tblVehicleEF	LHD2	0.01	0.02
tblVehicleEF	LHD2	6.8700e-004	7.8100e-004
tblVehicleEF	LHD2	0.06	0.06
tblVehicleEF	LHD2	0.10	0.31
tblVehicleEF	LHD2	0.11	0.05
tblVehicleEF	LHD2	5.9200e-003	6.2610e-003
tblVehicleEF	LHD2	2.6600e-004	7.7000e-005
tblVehicleEF	LHD2	1.3460e-003	1.6400e-003
tblVehicleEF	LHD2	0.04	0.05
tblVehicleEF	LHD2	0.02	0.02
tblVehicleEF	LHD2	6.8700e-004	7.8100e-004
tblVehicleEF	LHD2	0.07	0.07
tblVehicleEF	LHD2	0.10	0.31
tblVehicleEF	LHD2	0.12	0.05
tblVehicleEF	MCY	0.43	0.33
tblVehicleEF	MCY	0.16	0.25
tblVehicleEF	MCY	20.55	20.74
tblVehicleEF	MCY	9.93	8.78
tblVehicleEF	MCY	167.73	210.98
tblVehicleEF	MCY	46.45	61.55
tblVehicleEF	MCY	1.16	1.17
tblVehicleEF	MCY	1.8610e-003	1.8280e-003
tblVehicleEF	MCY	3.6730e-003	3.0520e-003
tblVehicleEF	MCY	1.7420e-003	1.7110e-003
tblVehicleEF	MCY	3.4650e-003	2.8770e-003
tblVehicleEF	MCY	1.45	1.44

Merrill Commerce Center (Phase A Operations - Passenger Cars) - San Bernardino-South Coast County, Summer

tblVehicleEF	MCY	0.84	0.84
tblVehicleEF	MCY	0.80	0.80
tblVehicleEF	MCY	2.23	2.23
tblVehicleEF	MCY	0.49	2.04
tblVehicleEF	MCY	2.16	1.90
tblVehicleEF	MCY	2.0770e-003	2.0880e-003
tblVehicleEF	MCY	6.9000e-004	6.0900e-004
tblVehicleEF	MCY	1.45	1.44
tblVehicleEF	MCY	0.84	0.84
tblVehicleEF	MCY	0.80	0.80
tblVehicleEF	MCY	2.74	2.74
tblVehicleEF	MCY	0.49	2.04
tblVehicleEF	MCY	2.35	2.07
tblVehicleEF	MCY	0.42	0.32
tblVehicleEF	MCY	0.14	0.22
tblVehicleEF	MCY	20.68	20.87
tblVehicleEF	MCY	9.05	7.97
tblVehicleEF	MCY	167.73	210.98
tblVehicleEF	MCY	46.45	59.35
tblVehicleEF	MCY	0.99	0.99
tblVehicleEF	MCY	1.8610e-003	1.8280e-003
tblVehicleEF	MCY	3.6730e-003	3.0520e-003
tblVehicleEF	MCY	1.7420e-003	1.7110e-003
tblVehicleEF	MCY	3.4650e-003	2.8770e-003
tblVehicleEF	MCY	3.14	3.14
tblVehicleEF	MCY	1.27	1.28
tblVehicleEF	MCY	2.13	2.12

Merrill Commerce Center (Phase A Operations - Passenger Cars) - San Bernardino-South Coast County, Summer

tblVehicleEF	MCY	2.17	2.17
tblVehicleEF	MCY	0.49	2.03
tblVehicleEF	MCY	1.86	1.63
tblVehicleEF	MCY	2.0770e-003	2.0880e-003
tblVehicleEF	MCY	6.6700e-004	5.8700e-004
tblVehicleEF	MCY	3.14	3.14
tblVehicleEF	MCY	1.27	1.28
tblVehicleEF	MCY	2.13	2.12
tblVehicleEF	MCY	2.67	2.67
tblVehicleEF	MCY	0.49	2.03
tblVehicleEF	MCY	2.02	1.77
tblVehicleEF	MCY	0.42	0.32
tblVehicleEF	MCY	0.15	0.24
tblVehicleEF	MCY	19.63	19.79
tblVehicleEF	MCY	9.55	8.43
tblVehicleEF	MCY	167.73	209.35
tblVehicleEF	MCY	46.45	60.75
tblVehicleEF	MCY	1.12	1.12
tblVehicleEF	MCY	1.8610e-003	1.8280e-003
tblVehicleEF	MCY	3.6730e-003	3.0520e-003
tblVehicleEF	MCY	1.7420e-003	1.7110e-003
tblVehicleEF	MCY	3.4650e-003	2.8770e-003
tblVehicleEF	MCY	1.71	1.70
tblVehicleEF	MCY	1.13	1.12
tblVehicleEF	MCY	0.72	0.71
tblVehicleEF	MCY	2.19	2.20
tblVehicleEF	MCY	0.56	2.32

Merrill Commerce Center (Phase A Operations - Passenger Cars) - San Bernardino-South Coast County, Summer

tblVehicleEF	MCY	2.08	1.83
tblVehicleEF	MCY	2.0610e-003	2.0720e-003
tblVehicleEF	MCY	6.8200e-004	6.0100e-004
tblVehicleEF	MCY	1.71	1.70
tblVehicleEF	MCY	1.13	1.12
tblVehicleEF	MCY	0.72	0.71
tblVehicleEF	MCY	2.69	2.69
tblVehicleEF	MCY	0.56	2.32
tblVehicleEF	MCY	2.27	1.99
tblVehicleEF	MDV	0.01	5.5560e-003
tblVehicleEF	MDV	0.02	0.09
tblVehicleEF	MDV	1.35	1.14
tblVehicleEF	MDV	3.25	3.33
tblVehicleEF	MDV	483.94	412.02
tblVehicleEF	MDV	107.92	87.05
tblVehicleEF	MDV	0.17	0.12
tblVehicleEF	MDV	1.8260e-003	1.6290e-003
tblVehicleEF	MDV	2.5170e-003	2.0560e-003
tblVehicleEF	MDV	1.6830e-003	1.5030e-003
tblVehicleEF	MDV	2.3150e-003	1.8910e-003
tblVehicleEF	MDV	0.10	0.12
tblVehicleEF	MDV	0.20	0.17
tblVehicleEF	MDV	0.08	0.10
tblVehicleEF	MDV	0.03	0.02
tblVehicleEF	MDV	0.11	0.52
tblVehicleEF	MDV	0.25	0.45
tblVehicleEF	MDV	4.8500e-003	4.0740e-003

Merrill Commerce Center (Phase A Operations - Passenger Cars) - San Bernardino-South Coast County, Summer

tblVehicleEF	MDV	1.1370e-003	8.6100e-004
tblVehicleEF	MDV	0.10	0.12
tblVehicleEF	MDV	0.20	0.17
tblVehicleEF	MDV	0.08	0.10
tblVehicleEF	MDV	0.05	0.03
tblVehicleEF	MDV	0.11	0.52
tblVehicleEF	MDV	0.28	0.50
tblVehicleEF	MDV	0.01	6.3580e-003
tblVehicleEF	MDV	0.02	0.08
tblVehicleEF	MDV	1.64	1.38
tblVehicleEF	MDV	2.69	2.75
tblVehicleEF	MDV	526.85	437.99
tblVehicleEF	MDV	107.92	85.88
tblVehicleEF	MDV	0.16	0.11
tblVehicleEF	MDV	1.8260e-003	1.6290e-003
tblVehicleEF	MDV	2.5170e-003	2.0560e-003
tblVehicleEF	MDV	1.6830e-003	1.5030e-003
tblVehicleEF	MDV	2.3150e-003	1.8910e-003
tblVehicleEF	MDV	0.20	0.24
tblVehicleEF	MDV	0.23	0.20
tblVehicleEF	MDV	0.17	0.21
tblVehicleEF	MDV	0.04	0.03
tblVehicleEF	MDV	0.11	0.52
tblVehicleEF	MDV	0.21	0.38
tblVehicleEF	MDV	5.2830e-003	4.3310e-003
tblVehicleEF	MDV	1.1260e-003	8.5000e-004
tblVehicleEF	MDV	0.20	0.24

Merrill Commerce Center (Phase A Operations - Passenger Cars) - San Bernardino-South Coast County, Summer

tblVehicleEF	MDV	0.23	0.20
tblVehicleEF	MDV	0.17	0.21
tblVehicleEF	MDV	0.05	0.04
tblVehicleEF	MDV	0.11	0.52
tblVehicleEF	MDV	0.23	0.42
tblVehicleEF	MDV	0.01	5.4100e-003
tblVehicleEF	MDV	0.02	0.09
tblVehicleEF	MDV	1.28	1.08
tblVehicleEF	MDV	3.20	3.28
tblVehicleEF	MDV	473.93	405.86
tblVehicleEF	MDV	107.92	86.95
tblVehicleEF	MDV	0.16	0.11
tblVehicleEF	MDV	1.8260e-003	1.6290e-003
tblVehicleEF	MDV	2.5170e-003	2.0560e-003
tblVehicleEF	MDV	1.6830e-003	1.5030e-003
tblVehicleEF	MDV	2.3150e-003	1.8910e-003
tblVehicleEF	MDV	0.10	0.11
tblVehicleEF	MDV	0.22	0.19
tblVehicleEF	MDV	0.08	0.10
tblVehicleEF	MDV	0.03	0.02
tblVehicleEF	MDV	0.13	0.60
tblVehicleEF	MDV	0.25	0.45
tblVehicleEF	MDV	4.7490e-003	4.0130e-003
tblVehicleEF	MDV	1.1360e-003	8.6000e-004
tblVehicleEF	MDV	0.10	0.11
tblVehicleEF	MDV	0.22	0.19
tblVehicleEF	MDV	0.08	0.10

Merrill Commerce Center (Phase A Operations - Passenger Cars) - San Bernardino-South Coast County, Summer

tblVehicleEF	MDV	0.04	0.03
tblVehicleEF	MDV	0.13	0.60
tblVehicleEF	MDV	0.27	0.49
tblVehicleEF	MH	0.04	3.7970e-003
tblVehicleEF	MH	0.03	0.00
tblVehicleEF	MH	3.07	0.36
tblVehicleEF	MH	6.43	0.00
tblVehicleEF	MH	1,045.05	951.23
tblVehicleEF	MH	59.49	0.00
tblVehicleEF	MH	1.54	4.54
tblVehicleEF	MH	0.01	0.02
tblVehicleEF	MH	0.04	0.14
tblVehicleEF	MH	1.1740e-003	0.00
tblVehicleEF	MH	3.2230e-003	4.0000e-003
tblVehicleEF	MH	0.04	0.14
tblVehicleEF	MH	1.0790e-003	0.00
tblVehicleEF	MH	1.47	0.00
tblVehicleEF	MH	0.09	0.00
tblVehicleEF	MH	0.51	0.00
tblVehicleEF	MH	0.10	0.08
tblVehicleEF	MH	0.03	0.00
tblVehicleEF	MH	0.37	0.00
tblVehicleEF	MH	0.01	8.9930e-003
tblVehicleEF	MH	7.0700e-004	0.00
tblVehicleEF	MH	1.47	0.00
tblVehicleEF	MH	0.09	0.00
tblVehicleEF	MH	0.51	0.00

Merrill Commerce Center (Phase A Operations - Passenger Cars) - San Bernardino-South Coast County, Summer

tblVehicleEF	MH	0.14	0.09
tblVehicleEF	MH	0.03	0.00
tblVehicleEF	MH	0.40	0.00
tblVehicleEF	MH	0.04	3.7970e-003
tblVehicleEF	MH	0.03	0.00
tblVehicleEF	MH	3.19	0.36
tblVehicleEF	MH	5.84	0.00
tblVehicleEF	MH	1,045.05	951.23
tblVehicleEF	MH	59.49	0.00
tblVehicleEF	MH	1.41	4.26
tblVehicleEF	MH	0.01	0.02
tblVehicleEF	MH	0.04	0.14
tblVehicleEF	MH	1.1740e-003	0.00
tblVehicleEF	MH	3.2230e-003	4.0000e-003
tblVehicleEF	MH	0.04	0.14
tblVehicleEF	MH	1.0790e-003	0.00
tblVehicleEF	MH	2.91	0.00
tblVehicleEF	MH	0.11	0.00
tblVehicleEF	MH	1.21	0.00
tblVehicleEF	MH	0.11	0.08
tblVehicleEF	MH	0.03	0.00
tblVehicleEF	MH	0.34	0.00
tblVehicleEF	MH	0.01	8.9930e-003
tblVehicleEF	MH	6.9700e-004	0.00
tblVehicleEF	MH	2.91	0.00
tblVehicleEF	MH	0.11	0.00
tblVehicleEF	MH	1.21	0.00

Merrill Commerce Center (Phase A Operations - Passenger Cars) - San Bernardino-South Coast County, Summer

tblVehicleEF	MH	0.15	0.09
tblVehicleEF	MH	0.03	0.00
tblVehicleEF	MH	0.38	0.00
tblVehicleEF	MH	0.04	3.7970e-003
tblVehicleEF	MH	0.03	0.00
tblVehicleEF	MH	3.08	0.36
tblVehicleEF	MH	6.36	0.00
tblVehicleEF	MH	1,045.05	951.23
tblVehicleEF	MH	59.49	0.00
tblVehicleEF	MH	1.51	4.46
tblVehicleEF	MH	0.01	0.02
tblVehicleEF	MH	0.04	0.14
tblVehicleEF	MH	1.1740e-003	0.00
tblVehicleEF	MH	3.2230e-003	4.0000e-003
tblVehicleEF	MH	0.04	0.14
tblVehicleEF	MH	1.0790e-003	0.00
tblVehicleEF	MH	1.75	0.00
tblVehicleEF	MH	0.11	0.00
tblVehicleEF	MH	0.53	0.00
tblVehicleEF	MH	0.10	0.08
tblVehicleEF	MH	0.03	0.00
tblVehicleEF	MH	0.37	0.00
tblVehicleEF	MH	0.01	8.9930e-003
tblVehicleEF	MH	7.0600e-004	0.00
tblVehicleEF	MH	1.75	0.00
tblVehicleEF	MH	0.11	0.00
tblVehicleEF	MH	0.53	0.00

Merrill Commerce Center (Phase A Operations - Passenger Cars) - San Bernardino-South Coast County, Summer

tblVehicleEF	MH	0.15	0.09
tblVehicleEF	MH	0.03	0.00
tblVehicleEF	MH	0.40	0.00
tblVehicleEF	MHD	0.02	3.1740e-003
tblVehicleEF	MHD	3.5160e-003	3.4880e-003
tblVehicleEF	MHD	0.05	8.5120e-003
tblVehicleEF	MHD	0.32	0.34
tblVehicleEF	MHD	0.27	0.35
tblVehicleEF	MHD	5.32	0.97
tblVehicleEF	MHD	156.91	69.07
tblVehicleEF	MHD	1,101.52	999.60
tblVehicleEF	MHD	52.43	8.24
tblVehicleEF	MHD	0.60	0.51
tblVehicleEF	MHD	0.99	1.54
tblVehicleEF	MHD	3.8600e-004	1.1810e-003
tblVehicleEF	MHD	5.0030e-003	0.03
tblVehicleEF	MHD	7.6400e-004	1.0000e-004
tblVehicleEF	MHD	3.6900e-004	1.1300e-003
tblVehicleEF	MHD	4.7830e-003	0.03
tblVehicleEF	MHD	7.0300e-004	9.2000e-005
tblVehicleEF	MHD	1.2800e-003	5.9300e-004
tblVehicleEF	MHD	0.04	0.02
tblVehicleEF	MHD	0.02	0.02
tblVehicleEF	MHD	6.5100e-004	3.0000e-004
tblVehicleEF	MHD	0.04	0.05
tblVehicleEF	MHD	0.02	0.11
tblVehicleEF	MHD	0.32	0.04

Merrill Commerce Center (Phase A Operations - Passenger Cars) - San Bernardino-South Coast County, Summer

tblVehicleEF	MHD	1.5080e-003	6.5500e-004
tblVehicleEF	MHD	0.01	9.5250e-003
tblVehicleEF	MHD	6.1700e-004	8.2000e-005
tblVehicleEF	MHD	1.2800e-003	5.9300e-004
tblVehicleEF	MHD	0.04	0.02
tblVehicleEF	MHD	0.03	0.02
tblVehicleEF	MHD	6.5100e-004	3.0000e-004
tblVehicleEF	MHD	0.04	0.06
tblVehicleEF	MHD	0.02	0.11
tblVehicleEF	MHD	0.35	0.05
tblVehicleEF	MHD	0.02	3.0170e-003
tblVehicleEF	MHD	3.5800e-003	3.5290e-003
tblVehicleEF	MHD	0.05	8.1180e-003
tblVehicleEF	MHD	0.24	0.28
tblVehicleEF	MHD	0.28	0.36
tblVehicleEF	MHD	4.97	0.91
tblVehicleEF	MHD	166.20	69.79
tblVehicleEF	MHD	1,101.52	999.60
tblVehicleEF	MHD	52.43	8.13
tblVehicleEF	MHD	0.62	0.51
tblVehicleEF	MHD	0.92	1.44
tblVehicleEF	MHD	3.2500e-004	9.9900e-004
tblVehicleEF	MHD	5.0030e-003	0.03
tblVehicleEF	MHD	7.6400e-004	1.0000e-004
tblVehicleEF	MHD	3.1100e-004	9.5500e-004
tblVehicleEF	MHD	4.7830e-003	0.03
tblVehicleEF	MHD	7.0300e-004	9.2000e-005

Merrill Commerce Center (Phase A Operations - Passenger Cars) - San Bernardino-South Coast County, Summer

tblVehicleEF	MHD	2.5300e-003	1.1740e-003
tblVehicleEF	MHD	0.05	0.02
tblVehicleEF	MHD	0.02	0.02
tblVehicleEF	MHD	1.5010e-003	6.9400e-004
tblVehicleEF	MHD	0.04	0.05
tblVehicleEF	MHD	0.02	0.11
tblVehicleEF	MHD	0.30	0.04
tblVehicleEF	MHD	1.5950e-003	6.6200e-004
tblVehicleEF	MHD	0.01	9.5250e-003
tblVehicleEF	MHD	6.1100e-004	8.1000e-005
tblVehicleEF	MHD	2.5300e-003	1.1740e-003
tblVehicleEF	MHD	0.05	0.02
tblVehicleEF	MHD	0.03	0.02
tblVehicleEF	MHD	1.5010e-003	6.9400e-004
tblVehicleEF	MHD	0.04	0.06
tblVehicleEF	MHD	0.02	0.11
tblVehicleEF	MHD	0.33	0.05
tblVehicleEF	MHD	0.02	3.4070e-003
tblVehicleEF	MHD	3.5220e-003	3.4910e-003
tblVehicleEF	MHD	0.05	8.4150e-003
tblVehicleEF	MHD	0.45	0.41
tblVehicleEF	MHD	0.27	0.35
tblVehicleEF	MHD	5.23	0.96
tblVehicleEF	MHD	144.06	68.08
tblVehicleEF	MHD	1,101.52	999.60
tblVehicleEF	MHD	52.43	8.22
tblVehicleEF	MHD	0.57	0.51

Merrill Commerce Center (Phase A Operations - Passenger Cars) - San Bernardino-South Coast County, Summer

tblVehicleEF	MHD	0.97	1.51
tblVehicleEF	MHD	4.7000e-004	1.4340e-003
tblVehicleEF	MHD	5.0030e-003	0.03
tblVehicleEF	MHD	7.6400e-004	1.0000e-004
tblVehicleEF	MHD	4.4900e-004	1.3720e-003
tblVehicleEF	MHD	4.7830e-003	0.03
tblVehicleEF	MHD	7.0300e-004	9.2000e-005
tblVehicleEF	MHD	1.3890e-003	6.4600e-004
tblVehicleEF	MHD	0.05	0.02
tblVehicleEF	MHD	0.03	0.02
tblVehicleEF	MHD	6.4000e-004	2.9500e-004
tblVehicleEF	MHD	0.04	0.05
tblVehicleEF	MHD	0.02	0.12
tblVehicleEF	MHD	0.32	0.04
tblVehicleEF	MHD	1.3860e-003	6.4600e-004
tblVehicleEF	MHD	0.01	9.5250e-003
tblVehicleEF	MHD	6.1600e-004	8.1000e-005
tblVehicleEF	MHD	1.3890e-003	6.4600e-004
tblVehicleEF	MHD	0.05	0.02
tblVehicleEF	MHD	0.04	0.02
tblVehicleEF	MHD	6.4000e-004	2.9500e-004
tblVehicleEF	MHD	0.04	0.06
tblVehicleEF	MHD	0.02	0.12
tblVehicleEF	MHD	0.35	0.05
tblVehicleEF	OBUS	0.01	9.1480e-003
tblVehicleEF	OBUS	9.9110e-003	8.5440e-003
tblVehicleEF	OBUS	0.03	0.03

Merrill Commerce Center (Phase A Operations - Passenger Cars) - San Bernardino-South Coast County, Summer

tblVehicleEF	OBUS	0.26	0.48
tblVehicleEF	OBUS	0.63	0.98
tblVehicleEF	OBUS	6.27	2.73
tblVehicleEF	OBUS	70.35	66.56
tblVehicleEF	OBUS	1,121.50	1,475.42
tblVehicleEF	OBUS	70.70	21.88
tblVehicleEF	OBUS	0.28	0.29
tblVehicleEF	OBUS	0.97	1.13
tblVehicleEF	OBUS	6.4000e-005	5.0000e-004
tblVehicleEF	OBUS	4.6440e-003	0.01
tblVehicleEF	OBUS	9.2900e-004	2.3000e-004
tblVehicleEF	OBUS	6.1000e-005	4.7800e-004
tblVehicleEF	OBUS	4.4220e-003	0.01
tblVehicleEF	OBUS	8.5400e-004	2.1200e-004
tblVehicleEF	OBUS	2.1800e-003	2.7870e-003
tblVehicleEF	OBUS	0.02	0.03
tblVehicleEF	OBUS	0.04	0.05
tblVehicleEF	OBUS	9.3100e-004	1.1430e-003
tblVehicleEF	OBUS	0.04	0.06
tblVehicleEF	OBUS	0.05	0.31
tblVehicleEF	OBUS	0.38	0.13
tblVehicleEF	OBUS	6.8400e-004	6.3600e-004
tblVehicleEF	OBUS	0.01	0.01
tblVehicleEF	OBUS	8.1700e-004	2.1700e-004
tblVehicleEF	OBUS	2.1800e-003	2.7870e-003
tblVehicleEF	OBUS	0.02	0.03
tblVehicleEF	OBUS	0.05	0.07

Merrill Commerce Center (Phase A Operations - Passenger Cars) - San Bernardino-South Coast County, Summer

tblVehicleEF	OBUS	9.3100e-004	1.1430e-003
tblVehicleEF	OBUS	0.06	0.07
tblVehicleEF	OBUS	0.05	0.31
tblVehicleEF	OBUS	0.42	0.14
tblVehicleEF	OBUS	0.01	9.2020e-003
tblVehicleEF	OBUS	0.01	8.7760e-003
tblVehicleEF	OBUS	0.03	0.02
tblVehicleEF	OBUS	0.26	0.47
tblVehicleEF	OBUS	0.65	1.01
tblVehicleEF	OBUS	5.74	2.51
tblVehicleEF	OBUS	73.50	66.43
tblVehicleEF	OBUS	1,121.50	1,475.46
tblVehicleEF	OBUS	70.70	21.50
tblVehicleEF	OBUS	0.29	0.28
tblVehicleEF	OBUS	0.90	1.04
tblVehicleEF	OBUS	5.4000e-005	4.2500e-004
tblVehicleEF	OBUS	4.6440e-003	0.01
tblVehicleEF	OBUS	9.2900e-004	2.3000e-004
tblVehicleEF	OBUS	5.1000e-005	4.0700e-004
tblVehicleEF	OBUS	4.4220e-003	0.01
tblVehicleEF	OBUS	8.5400e-004	2.1200e-004
tblVehicleEF	OBUS	4.2350e-003	5.4310e-003
tblVehicleEF	OBUS	0.02	0.03
tblVehicleEF	OBUS	0.03	0.05
tblVehicleEF	OBUS	2.1330e-003	2.6360e-003
tblVehicleEF	OBUS	0.05	0.06
tblVehicleEF	OBUS	0.05	0.31

Merrill Commerce Center (Phase A Operations - Passenger Cars) - San Bernardino-South Coast County, Summer

tblVehicleEF	OBUS	0.36	0.12
tblVehicleEF	OBUS	7.1400e-004	6.3500e-004
tblVehicleEF	OBUS	0.01	0.01
tblVehicleEF	OBUS	8.0800e-004	2.1300e-004
tblVehicleEF	OBUS	4.2350e-003	5.4310e-003
tblVehicleEF	OBUS	0.02	0.03
tblVehicleEF	OBUS	0.05	0.07
tblVehicleEF	OBUS	2.1330e-003	2.6360e-003
tblVehicleEF	OBUS	0.06	0.08
tblVehicleEF	OBUS	0.05	0.31
tblVehicleEF	OBUS	0.40	0.14
tblVehicleEF	OBUS	0.01	9.1130e-003
tblVehicleEF	OBUS	9.9380e-003	8.5700e-003
tblVehicleEF	OBUS	0.03	0.03
tblVehicleEF	OBUS	0.28	0.49
tblVehicleEF	OBUS	0.63	0.99
tblVehicleEF	OBUS	6.22	2.71
tblVehicleEF	OBUS	66.00	66.75
tblVehicleEF	OBUS	1,121.50	1,475.42
tblVehicleEF	OBUS	70.70	21.85
tblVehicleEF	OBUS	0.27	0.30
tblVehicleEF	OBUS	0.96	1.11
tblVehicleEF	OBUS	7.7000e-005	6.0400e-004
tblVehicleEF	OBUS	4.6440e-003	0.01
tblVehicleEF	OBUS	9.2900e-004	2.3000e-004
tblVehicleEF	OBUS	7.4000e-005	5.7800e-004
tblVehicleEF	OBUS	4.4220e-003	0.01

Merrill Commerce Center (Phase A Operations - Passenger Cars) - San Bernardino-South Coast County, Summer

tblVehicleEF	OBUS	8.5400e-004	2.1200e-004
tblVehicleEF	OBUS	2.3200e-003	3.0070e-003
tblVehicleEF	OBUS	0.02	0.03
tblVehicleEF	OBUS	0.04	0.05
tblVehicleEF	OBUS	9.4100e-004	1.1540e-003
tblVehicleEF	OBUS	0.04	0.06
tblVehicleEF	OBUS	0.05	0.33
tblVehicleEF	OBUS	0.38	0.13
tblVehicleEF	OBUS	6.4200e-004	6.3800e-004
tblVehicleEF	OBUS	0.01	0.01
tblVehicleEF	OBUS	8.1600e-004	2.1600e-004
tblVehicleEF	OBUS	2.3200e-003	3.0070e-003
tblVehicleEF	OBUS	0.02	0.03
tblVehicleEF	OBUS	0.05	0.06
tblVehicleEF	OBUS	9.4100e-004	1.1540e-003
tblVehicleEF	OBUS	0.06	0.08
tblVehicleEF	OBUS	0.05	0.33
tblVehicleEF	OBUS	0.42	0.14
tblVehicleEF	SBUS	0.84	0.04
tblVehicleEF	SBUS	0.01	6.8550e-003
tblVehicleEF	SBUS	0.07	4.0770e-003
tblVehicleEF	SBUS	5.71	1.90
tblVehicleEF	SBUS	0.65	0.58
tblVehicleEF	SBUS	5.33	0.55
tblVehicleEF	SBUS	1,258.13	336.22
tblVehicleEF	SBUS	1,136.31	1,128.72
tblVehicleEF	SBUS	37.11	3.21

Merrill Commerce Center (Phase A Operations - Passenger Cars) - San Bernardino-South Coast County, Summer

tblVehicleEF	SBUS	11.70	3.35
tblVehicleEF	SBUS	4.77	5.07
tblVehicleEF	SBUS	0.01	4.0350e-003
tblVehicleEF	SBUS	0.01	0.01
tblVehicleEF	SBUS	0.03	0.03
tblVehicleEF	SBUS	5.1700e-004	3.0000e-005
tblVehicleEF	SBUS	0.01	3.8600e-003
tblVehicleEF	SBUS	2.7560e-003	2.7660e-003
tblVehicleEF	SBUS	0.03	0.03
tblVehicleEF	SBUS	4.7500e-004	2.8000e-005
tblVehicleEF	SBUS	2.9260e-003	7.3800e-004
tblVehicleEF	SBUS	0.02	5.5390e-003
tblVehicleEF	SBUS	0.68	0.20
tblVehicleEF	SBUS	1.3050e-003	3.4800e-004
tblVehicleEF	SBUS	0.11	0.10
tblVehicleEF	SBUS	9.3510e-003	0.04
tblVehicleEF	SBUS	0.27	0.02
tblVehicleEF	SBUS	0.01	3.1960e-003
tblVehicleEF	SBUS	0.01	0.01
tblVehicleEF	SBUS	4.6300e-004	3.2000e-005
tblVehicleEF	SBUS	2.9260e-003	7.3800e-004
tblVehicleEF	SBUS	0.02	5.5390e-003
tblVehicleEF	SBUS	0.97	0.28
tblVehicleEF	SBUS	1.3050e-003	3.4800e-004
tblVehicleEF	SBUS	0.13	0.11
tblVehicleEF	SBUS	9.3510e-003	0.04
tblVehicleEF	SBUS	0.30	0.03

Merrill Commerce Center (Phase A Operations - Passenger Cars) - San Bernardino-South Coast County, Summer

tblVehicleEF	SBUS	0.84	0.04
tblVehicleEF	SBUS	0.01	6.9390e-003
tblVehicleEF	SBUS	0.06	3.3780e-003
tblVehicleEF	SBUS	5.56	1.86
tblVehicleEF	SBUS	0.66	0.59
tblVehicleEF	SBUS	3.65	0.39
tblVehicleEF	SBUS	1,322.00	344.13
tblVehicleEF	SBUS	1,136.31	1,128.74
tblVehicleEF	SBUS	37.11	2.94
tblVehicleEF	SBUS	12.08	3.42
tblVehicleEF	SBUS	4.47	4.75
tblVehicleEF	SBUS	0.01	3.4090e-003
tblVehicleEF	SBUS	0.01	0.01
tblVehicleEF	SBUS	0.03	0.03
tblVehicleEF	SBUS	5.1700e-004	3.0000e-005
tblVehicleEF	SBUS	9.6490e-003	3.2620e-003
tblVehicleEF	SBUS	2.7560e-003	2.7660e-003
tblVehicleEF	SBUS	0.03	0.03
tblVehicleEF	SBUS	4.7500e-004	2.8000e-005
tblVehicleEF	SBUS	5.6170e-003	1.3280e-003
tblVehicleEF	SBUS	0.02	5.8520e-003
tblVehicleEF	SBUS	0.67	0.20
tblVehicleEF	SBUS	2.8800e-003	6.7400e-004
tblVehicleEF	SBUS	0.11	0.10
tblVehicleEF	SBUS	8.5310e-003	0.03
tblVehicleEF	SBUS	0.22	0.02
tblVehicleEF	SBUS	0.01	3.2700e-003

Merrill Commerce Center (Phase A Operations - Passenger Cars) - San Bernardino-South Coast County, Summer

tblVehicleEF	SBUS	0.01	0.01
tblVehicleEF	SBUS	4.3500e-004	2.9000e-005
tblVehicleEF	SBUS	5.6170e-003	1.3280e-003
tblVehicleEF	SBUS	0.02	5.8520e-003
tblVehicleEF	SBUS	0.97	0.28
tblVehicleEF	SBUS	2.8800e-003	6.7400e-004
tblVehicleEF	SBUS	0.13	0.12
tblVehicleEF	SBUS	8.5310e-003	0.03
tblVehicleEF	SBUS	0.24	0.02
tblVehicleEF	SBUS	0.84	0.04
tblVehicleEF	SBUS	0.01	6.8510e-003
tblVehicleEF	SBUS	0.07	4.1760e-003
tblVehicleEF	SBUS	5.91	1.95
tblVehicleEF	SBUS	0.65	0.58
tblVehicleEF	SBUS	5.37	0.57
tblVehicleEF	SBUS	1,169.92	325.30
tblVehicleEF	SBUS	1,136.31	1,128.72
tblVehicleEF	SBUS	37.11	3.24
tblVehicleEF	SBUS	11.19	3.26
tblVehicleEF	SBUS	4.69	4.99
tblVehicleEF	SBUS	0.01	4.8980e-003
tblVehicleEF	SBUS	0.01	0.01
tblVehicleEF	SBUS	0.03	0.03
tblVehicleEF	SBUS	5.1700e-004	3.0000e-005
tblVehicleEF	SBUS	0.01	4.6860e-003
tblVehicleEF	SBUS	2.7560e-003	2.7660e-003
tblVehicleEF	SBUS	0.03	0.03

Merrill Commerce Center (Phase A Operations - Passenger Cars) - San Bernardino-South Coast County, Summer

tblVehicleEF	SBUS	4.7500e-004	2.8000e-005
tblVehicleEF	SBUS	2.9580e-003	7.2600e-004
tblVehicleEF	SBUS	0.02	5.8800e-003
tblVehicleEF	SBUS	0.68	0.20
tblVehicleEF	SBUS	1.2820e-003	3.5300e-004
tblVehicleEF	SBUS	0.11	0.10
tblVehicleEF	SBUS	0.01	0.05
tblVehicleEF	SBUS	0.28	0.02
tblVehicleEF	SBUS	0.01	3.0930e-003
tblVehicleEF	SBUS	0.01	0.01
tblVehicleEF	SBUS	4.6400e-004	3.2000e-005
tblVehicleEF	SBUS	2.9580e-003	7.2600e-004
tblVehicleEF	SBUS	0.02	5.8800e-003
tblVehicleEF	SBUS	0.98	0.28
tblVehicleEF	SBUS	1.2820e-003	3.5300e-004
tblVehicleEF	SBUS	0.13	0.11
tblVehicleEF	SBUS	0.01	0.05
tblVehicleEF	SBUS	0.31	0.03
tblVehicleEF	UBUS	1.83	4.19
tblVehicleEF	UBUS	0.08	0.02
tblVehicleEF	UBUS	9.26	32.67
tblVehicleEF	UBUS	14.34	1.43
tblVehicleEF	UBUS	1,846.39	1,724.94
tblVehicleEF	UBUS	136.37	16.90
tblVehicleEF	UBUS	5.87	0.37
tblVehicleEF	UBUS	0.52	0.08
tblVehicleEF	UBUS	0.01	0.03

Merrill Commerce Center (Phase A Operations - Passenger Cars) - San Bernardino-South Coast County, Summer

tblVehicleEF	UBUS	0.07	2.6830e-003
tblVehicleEF	UBUS	1.4030e-003	1.8900e-004
tblVehicleEF	UBUS	0.22	0.03
tblVehicleEF	UBUS	3.0000e-003	6.3130e-003
tblVehicleEF	UBUS	0.06	2.5510e-003
tblVehicleEF	UBUS	1.2900e-003	1.7400e-004
tblVehicleEF	UBUS	8.0860e-003	1.5320e-003
tblVehicleEF	UBUS	0.11	8.4710e-003
tblVehicleEF	UBUS	3.9450e-003	6.5200e-004
tblVehicleEF	UBUS	0.61	0.06
tblVehicleEF	UBUS	0.02	0.04
tblVehicleEF	UBUS	1.15	0.06
tblVehicleEF	UBUS	0.01	3.8820e-003
tblVehicleEF	UBUS	1.6240e-003	1.6700e-004
tblVehicleEF	UBUS	8.0860e-003	1.5320e-003
tblVehicleEF	UBUS	0.11	8.4710e-003
tblVehicleEF	UBUS	3.9450e-003	6.5200e-004
tblVehicleEF	UBUS	2.50	4.28
tblVehicleEF	UBUS	0.02	0.04
tblVehicleEF	UBUS	1.25	0.07
tblVehicleEF	UBUS	1.83	4.19
tblVehicleEF	UBUS	0.08	0.01
tblVehicleEF	UBUS	9.36	32.67
tblVehicleEF	UBUS	11.74	1.17
tblVehicleEF	UBUS	1,846.39	1,724.94
tblVehicleEF	UBUS	136.37	16.47
tblVehicleEF	UBUS	5.45	0.37

Merrill Commerce Center (Phase A Operations - Passenger Cars) - San Bernardino-South Coast County, Summer

tblVehicleEF	UBUS	0.52	0.08
tblVehicleEF	UBUS	0.01	0.03
tblVehicleEF	UBUS	0.07	2.6830e-003
tblVehicleEF	UBUS	1.4030e-003	1.8900e-004
tblVehicleEF	UBUS	0.22	0.03
tblVehicleEF	UBUS	3.0000e-003	6.3130e-003
tblVehicleEF	UBUS	0.06	2.5510e-003
tblVehicleEF	UBUS	1.2900e-003	1.7400e-004
tblVehicleEF	UBUS	0.02	2.9020e-003
tblVehicleEF	UBUS	0.14	0.01
tblVehicleEF	UBUS	9.3320e-003	1.4770e-003
tblVehicleEF	UBUS	0.62	0.06
tblVehicleEF	UBUS	0.02	0.04
tblVehicleEF	UBUS	1.02	0.06
tblVehicleEF	UBUS	0.01	3.8820e-003
tblVehicleEF	UBUS	1.5790e-003	1.6300e-004
tblVehicleEF	UBUS	0.02	2.9020e-003
tblVehicleEF	UBUS	0.14	0.01
tblVehicleEF	UBUS	9.3320e-003	1.4770e-003
tblVehicleEF	UBUS	2.52	4.28
tblVehicleEF	UBUS	0.02	0.04
tblVehicleEF	UBUS	1.12	0.06
tblVehicleEF	UBUS	1.83	4.19
tblVehicleEF	UBUS	0.08	0.02
tblVehicleEF	UBUS	9.27	32.67
tblVehicleEF	UBUS	13.86	1.39
tblVehicleEF	UBUS	1,846.39	1,724.94

Merrill Commerce Center (Phase A Operations - Passenger Cars) - San Bernardino-South Coast County, Summer

tblVehicleEF	UBUS	136.37	16.85
tblVehicleEF	UBUS	5.76	0.37
tblVehicleEF	UBUS	0.52	0.08
tblVehicleEF	UBUS	0.01	0.03
tblVehicleEF	UBUS	0.07	2.6830e-003
tblVehicleEF	UBUS	1.4030e-003	1.8900e-004
tblVehicleEF	UBUS	0.22	0.03
tblVehicleEF	UBUS	3.0000e-003	6.3130e-003
tblVehicleEF	UBUS	0.06	2.5510e-003
tblVehicleEF	UBUS	1.2900e-003	1.7400e-004
tblVehicleEF	UBUS	9.2250e-003	1.6220e-003
tblVehicleEF	UBUS	0.14	9.7130e-003
tblVehicleEF	UBUS	4.1190e-003	6.4800e-004
tblVehicleEF	UBUS	0.61	0.06
tblVehicleEF	UBUS	0.03	0.04
tblVehicleEF	UBUS	1.13	0.06
tblVehicleEF	UBUS	0.01	3.8820e-003
tblVehicleEF	UBUS	1.6160e-003	1.6700e-004
tblVehicleEF	UBUS	9.2250e-003	1.6220e-003
tblVehicleEF	UBUS	0.14	9.7130e-003
tblVehicleEF	UBUS	4.1190e-003	6.4800e-004
tblVehicleEF	UBUS	2.50	4.28
tblVehicleEF	UBUS	0.03	0.04
tblVehicleEF	UBUS	1.24	0.07
tblVehicleTrips	CNW_TTP	41.00	0.00
tblVehicleTrips	CNW_TTP	41.00	0.00
tblVehicleTrips	CW_TL	16.60	16.50

Merrill Commerce Center (Phase A Operations - Passenger Cars) - San Bernardino-South Coast County, Summer

tblVehicleTrips	CW_TL	16.60	16.50
tblVehicleTrips	CW_TTP	59.00	100.00
tblVehicleTrips	CW_TTP	59.00	100.00
tblVehicleTrips	DV_TP	5.00	0.00
tblVehicleTrips	DV_TP	5.00	0.00
tblVehicleTrips	PB_TP	3.00	0.00
tblVehicleTrips	PB_TP	3.00	0.00
tblVehicleTrips	PR_TP	92.00	100.00
tblVehicleTrips	PR_TP	92.00	100.00
tblVehicleTrips	ST_TR	1.68	1.44
tblVehicleTrips	ST_TR	1.68	1.75
tblVehicleTrips	SU_TR	1.68	1.44
tblVehicleTrips	SU_TR	1.68	1.75
tblVehicleTrips	WD_TR	1.68	1.44
tblVehicleTrips	WD_TR	1.68	1.75

2.0 Emissions Summary

Merrill Commerce Center (Phase A Operations - Passenger Cars) - San Bernardino-South Coast County, Summer

2.1 Overall Construction (Maximum Daily Emission)

Unmitigated Construction

[illegible]

Mitigated Construction

[illegible][illegible]

Merrill Commerce Center (Phase A Operations - Passenger Cars) - San Bernardino-South Coast County, Summer

2.2 Overall Operational**Unmitigated Operational**

	ROG	NOx	CO	SO2	Fugitive PM10	Exhaust PM10	PM10 Total	Fugitive PM2.5	Exhaust PM2.5	PM2.5 Total	Bio- CO2	NBio- CO2	Total CO2	CH4	N2O	CO2e
Category	lb/day										lb/day					
Area	48.8607	2.0400e-003	0.2237	2.0000e-005		8.0000e-004	8.0000e-004		8.0000e-004	8.0000e-004		0.4787	0.4787	1.2600e-003		0.5103
Energy	0.5295	4.8140	4.0437	0.0289		0.3659	0.3659		0.3659	0.3659		5,776.7607	5,776.7607	0.1107	0.1059	5,811.0891
Mobile	10.6297	8.7098	150.6310	0.4362	46.6562	0.2212	46.8774	12.3680	0.2037	12.5718		44,086.2920	44,086.2920	0.9642		44,110.3978
Offroad	0.9761	10.1410	6.0688	0.0254		0.3499	0.3499		0.3219	0.3219		2,454.3018	2,454.3018	0.7938		2,474.1461
Total	60.9961	23.6668	160.9671	0.4904	46.6562	0.9378	47.5940	12.3680	0.8923	13.2604		52,317.8333	52,317.8333	1.8700	0.1059	52,396.1433

Merrill Commerce Center (Phase A Operations - Passenger Cars) - San Bernardino-South Coast County, Summer

2.2 Overall Operational**Mitigated Operational**

	ROG	NOx	CO	SO2	Fugitive PM10	Exhaust PM10	PM10 Total	Fugitive PM2.5	Exhaust PM2.5	PM2.5 Total	Bio- CO2	NBio- CO2	Total CO2	CH4	N2O	CO2e
Category	lb/day										lb/day					
Area	48.8607	2.0400e-003	0.2237	2.0000e-005		8.0000e-004	8.0000e-004		8.0000e-004	8.0000e-004		0.4787	0.4787	1.2600e-003		0.5103
Energy	0.5295	4.8140	4.0437	0.0289		0.3659	0.3659		0.3659	0.3659		5,776.7607	5,776.7607	0.1107	0.1059	5,811.0891
Mobile	10.6297	8.7098	150.6310	0.4362	46.6562	0.2212	46.8774	12.3680	0.2037	12.5718		44,086.2920	44,086.2920	0.9642		44,110.3978
Offroad	0.9761	10.1410	6.0688	0.0254		0.3499	0.3499		0.3219	0.3219		2,454.3018	2,454.3018	0.7938		2,474.1461
Total	60.9961	23.6668	160.9671	0.4904	46.6562	0.9378	47.5940	12.3680	0.8923	13.2604		52,317.8333	52,317.8333	1.8700	0.1059	52,396.1433

	ROG	NOx	CO	SO2	Fugitive PM10	Exhaust PM10	PM10 Total	Fugitive PM2.5	Exhaust PM2.5	PM2.5 Total	Bio- CO2	NBio-CO2	Total CO2	CH4	N2O	CO2e
Percent Reduction	0.00	0.00	0.00	0.00	0.00	0.00	0.00	0.00	0.00	0.00	0.00	0.00	0.00	0.00	0.00	0.00

3.0 Construction Detail**Construction Phase**

Phase Number	Phase Name	Phase Type	Start Date	End Date	Num Days Week	Num Days	Phase Description
1	Demolition	Demolition	6/1/2020	5/31/2020	5	0	

Acres of Grading (Site Preparation Phase): 0

Acres of Grading (Grading Phase): 0

Merrill Commerce Center (Phase A Operations - Passenger Cars) - San Bernardino-South Coast County, Summer

Acres of Paving: 7.43**Residential Indoor: 0; Residential Outdoor: 0; Non-Residential Indoor: 0; Non-Residential Outdoor: 0; Striped Parking Area: 0 (Architectural Coating – sqft)****OffRoad Equipment**

Phase Name	Offroad Equipment Type	Amount	Usage Hours	Horse Power	Load Factor
Demolition	Concrete/Industrial Saws	0	8.00	81	0.73
Demolition	Excavators	0	8.00	158	0.38
Demolition	Rubber Tired Dozers	0	8.00	247	0.40

Trips and VMT

Phase Name	Offroad Equipment Count	Worker Trip Number	Vendor Trip Number	Hauling Trip Number	Worker Trip Length	Vendor Trip Length	Hauling Trip Length	Worker Vehicle Class	Vendor Vehicle Class	Hauling Vehicle Class
Demolition	0	0.00	0.00	0.00	14.70	6.90	20.00	LD_Mix	HDT_Mix	HHDT

3.1 Mitigation Measures Construction

Merrill Commerce Center (Phase A Operations - Passenger Cars) - San Bernardino-South Coast County, Summer

3.2 Demolition - 2020

Unmitigated Construction On-Site

[illegible]

Unmitigated Construction Off-Site

[illegible]

Merrill Commerce Center (Phase A Operations - Passenger Cars) - San Bernardino-South Coast County, Summer

3.2 Demolition - 2020**Mitigated Construction On-Site**

	ROG	NOx	CO	SO2	Fugitive PM10	Exhaust PM10	PM10 Total	Fugitive PM2.5	Exhaust PM2.5	PM2.5 Total	Bio- CO2	NBio- CO2	Total CO2	CH4	N2O	CO2e
Category	lb/day										lb/day					
Off-Road	0.0000	0.0000	0.0000	0.0000	0.0000	0.0000	0.0000	0.0000	0.0000	0.0000	0.0000	0.0000	0.0000	0.0000	0.0000	0.0000
Total	0.0000	0.0000	0.0000	0.0000	0.0000	0.0000	0.0000	0.0000	0.0000	0.0000	0.0000	0.0000	0.0000	0.0000	0.0000	0.0000

Mitigated Construction Off-Site

	ROG	NOx	CO	SO2	Fugitive PM10	Exhaust PM10	PM10 Total	Fugitive PM2.5	Exhaust PM2.5	PM2.5 Total	Bio- CO2	NBio- CO2	Total CO2	CH4	N2O	CO2e
Category	lb/day										lb/day					
Hauling	0.0000	0.0000	0.0000	0.0000	0.0000	0.0000	0.0000	0.0000	0.0000	0.0000	0.0000	0.0000	0.0000	0.0000	0.0000	0.0000
Vendor	0.0000	0.0000	0.0000	0.0000	0.0000	0.0000	0.0000	0.0000	0.0000	0.0000	0.0000	0.0000	0.0000	0.0000	0.0000	0.0000
Worker	0.0000	0.0000	0.0000	0.0000	0.0000	0.0000	0.0000	0.0000	0.0000	0.0000	0.0000	0.0000	0.0000	0.0000	0.0000	0.0000
Total	0.0000	0.0000	0.0000	0.0000	0.0000	0.0000	0.0000	0.0000	0.0000	0.0000	0.0000	0.0000	0.0000	0.0000	0.0000	0.0000

4.0 Operational Detail - Mobile

Merrill Commerce Center (Phase A Operations - Passenger Cars) - San Bernardino-South Coast County, Summer

4.1 Mitigation Measures Mobile

	ROG	NOx	CO	SO2	Fugitive PM10	Exhaust PM10	PM10 Total	Fugitive PM2.5	Exhaust PM2.5	PM2.5 Total	Bio- CO2	NBio- CO2	Total CO2	CH4	N2O	CO2e
Category	lb/day										lb/day					
Mitigated	10.6297	8.7098	150.6310	0.4362	46.6562	0.2212	46.8774	12.3680	0.2037	12.5718		44,086.29 20	44,086.29 20	0.9642		44,110.397 8
Unmitigated	10.6297	8.7098	150.6310	0.4362	46.6562	0.2212	46.8774	12.3680	0.2037	12.5718		44,086.29 20	44,086.29 20	0.9642		44,110.39 78

4.2 Trip Summary Information

Land Use	Average Daily Trip Rate			Unmitigated	Mitigated
	Weekday	Saturday	Sunday	Annual VMT	Annual VMT
Other Asphalt Surfaces	0.00	0.00	0.00		
Refrigerated Warehouse-No Rail	432.00	432.00	432.00	2,594,592	2,594,592
Unrefrigerated Warehouse-No Rail	3,290.00	3,290.00	3,290.00	19,759,740	19,759,740
Total	3,722.00	3,722.00	3,722.00	22,354,332	22,354,332

4.3 Trip Type Information

Land Use	Miles			Trip %			Trip Purpose %		
	H-W or C-W	H-S or C-C	H-O or C-NW	H-W or C-W	H-S or C-C	H-O or C-NW	Primary	Diverted	Pass-by
Other Asphalt Surfaces	16.60	8.40	6.90	0.00	0.00	0.00	0	0	0
Refrigerated Warehouse-No	16.50	8.40	6.90	100.00	0.00	0.00	100	0	0
Unrefrigerated Warehouse-No	16.50	8.40	6.90	100.00	0.00	0.00	100	0	0

Merrill Commerce Center (Phase A Operations - Passenger Cars) - San Bernardino-South Coast County, Summer

4.4 Fleet Mix

Land Use	LDA	LDT1	LDT2	MDV	LHD1	LHD2	MHD	HHD	OBUS	UBUS	MCY	SBUS	MH
Other Asphalt Surfaces	0.553113	0.036408	0.180286	0.116335	0.016165	0.005101	0.018218	0.063797	0.001357	0.001565	0.005903	0.000808	0.000944
Refrigerated Warehouse-No Rail	0.624200	0.041100	0.203500	0.131200	0.000000	0.000000	0.000000	0.000000	0.000000	0.000000	0.000000	0.000000	0.000000
Unrefrigerated Warehouse-No Rail	0.624200	0.041100	0.203500	0.131200	0.000000	0.000000	0.000000	0.000000	0.000000	0.000000	0.000000	0.000000	0.000000

5.0 Energy Detail

Historical Energy Use: N

5.1 Mitigation Measures Energy

	ROG	NOx	CO	SO2	Fugitive PM10	Exhaust PM10	PM10 Total	Fugitive PM2.5	Exhaust PM2.5	PM2.5 Total	Bio- CO2	NBio- CO2	Total CO2	CH4	N2O	CO2e
Category	lb/day										lb/day					
NaturalGas Mitigated	0.5295	4.8140	4.0437	0.0289		0.3659	0.3659		0.3659	0.3659		5,776.7607	5,776.7607	0.1107	0.1059	5,811.0891
NaturalGas Unmitigated	0.5295	4.8140	4.0437	0.0289		0.3659	0.3659		0.3659	0.3659		5,776.7607	5,776.7607	0.1107	0.1059	5,811.0891

Merrill Commerce Center (Phase A Operations - Passenger Cars) - San Bernardino-South Coast County, Summer

5.2 Energy by Land Use - NaturalGas**Unmitigated**

	NaturalGas Use	ROG	NOx	CO	SO2	Fugitive PM10	Exhaust PM10	PM10 Total	Fugitive PM2.5	Exhaust PM2.5	PM2.5 Total	Bio- CO2	NBio- CO2	Total CO2	CH4	N2O	CO2e
Land Use	kBTU/yr	lb/day										lb/day					
Other Asphalt Surfaces	0	0.0000	0.0000	0.0000	0.0000		0.0000	0.0000		0.0000	0.0000		0.0000	0.0000	0.0000	0.0000	0.0000
Refrigerated Warehouse-No Rail	41737	0.4501	4.0919	3.4372	0.0246		0.3110	0.3110		0.3110	0.3110		4,910.2337	4,910.2337	0.0941	0.0900	4,939.4128
Unrefrigerated Warehouse-No Rail	7365.48	0.0794	0.7221	0.6066	4.3300e-003		0.0549	0.0549		0.0549	0.0549		866.5270	866.5270	0.0166	0.0159	871.6763
Total		0.5295	4.8140	4.0437	0.0289		0.3659	0.3659		0.3659	0.3659		5,776.7607	5,776.7607	0.1107	0.1059	5,811.0891

Mitigated

	NaturalGas Use	ROG	NOx	CO	SO2	Fugitive PM10	Exhaust PM10	PM10 Total	Fugitive PM2.5	Exhaust PM2.5	PM2.5 Total	Bio- CO2	NBio- CO2	Total CO2	CH4	N2O	CO2e
Land Use	kBTU/yr	lb/day										lb/day					
Other Asphalt Surfaces	0	0.0000	0.0000	0.0000	0.0000		0.0000	0.0000		0.0000	0.0000		0.0000	0.0000	0.0000	0.0000	0.0000
Refrigerated Warehouse-No Rail	41.737	0.4501	4.0919	3.4372	0.0246		0.3110	0.3110		0.3110	0.3110		4,910.2337	4,910.2337	0.0941	0.0900	4,939.4128
Unrefrigerated Warehouse-No Rail	7.36548	0.0794	0.7221	0.6066	4.3300e-003		0.0549	0.0549		0.0549	0.0549		866.5270	866.5270	0.0166	0.0159	871.6763
Total		0.5295	4.8140	4.0437	0.0289		0.3659	0.3659		0.3659	0.3659		5,776.7607	5,776.7607	0.1107	0.1059	5,811.0891

Merrill Commerce Center (Phase A Operations - Passenger Cars) - San Bernardino-South Coast County, Summer

6.0 Area Detail**6.1 Mitigation Measures Area**

	ROG	NOx	CO	SO2	Fugitive PM10	Exhaust PM10	PM10 Total	Fugitive PM2.5	Exhaust PM2.5	PM2.5 Total	Bio- CO2	NBio- CO2	Total CO2	CH4	N2O	CO2e
Category	lb/day										lb/day					
Mitigated	48.8607	2.0400e-003	0.2237	2.0000e-005		8.0000e-004	8.0000e-004		8.0000e-004	8.0000e-004		0.4787	0.4787	1.2600e-003		0.5103
Unmitigated	48.8607	2.0400e-003	0.2237	2.0000e-005		8.0000e-004	8.0000e-004		8.0000e-004	8.0000e-004		0.4787	0.4787	1.2600e-003		0.5103

Merrill Commerce Center (Phase A Operations - Passenger Cars) - San Bernardino-South Coast County, Summer

6.2 Area by SubCategory**Unmitigated**

	ROG	NOx	CO	SO2	Fugitive PM10	Exhaust PM10	PM10 Total	Fugitive PM2.5	Exhaust PM2.5	PM2.5 Total	Bio- CO2	NBio- CO2	Total CO2	CH4	N2O	CO2e
SubCategory	lb/day										lb/day					
Architectural Coating	5.5613					0.0000	0.0000		0.0000	0.0000			0.0000			0.0000
Consumer Products	43.2786					0.0000	0.0000		0.0000	0.0000			0.0000			0.0000
Landscaping	0.0208	2.0400e-003	0.2237	2.0000e-005		8.0000e-004	8.0000e-004		8.0000e-004	8.0000e-004		0.4787	0.4787	1.2600e-003		0.5103
Total	48.8607	2.0400e-003	0.2237	2.0000e-005		8.0000e-004	8.0000e-004		8.0000e-004	8.0000e-004		0.4787	0.4787	1.2600e-003		0.5103

Mitigated

	ROG	NOx	CO	SO2	Fugitive PM10	Exhaust PM10	PM10 Total	Fugitive PM2.5	Exhaust PM2.5	PM2.5 Total	Bio- CO2	NBio- CO2	Total CO2	CH4	N2O	CO2e
SubCategory	lb/day										lb/day					
Architectural Coating	5.5613					0.0000	0.0000		0.0000	0.0000			0.0000			0.0000
Consumer Products	43.2786					0.0000	0.0000		0.0000	0.0000			0.0000			0.0000
Landscaping	0.0208	2.0400e-003	0.2237	2.0000e-005		8.0000e-004	8.0000e-004		8.0000e-004	8.0000e-004		0.4787	0.4787	1.2600e-003		0.5103
Total	48.8607	2.0400e-003	0.2237	2.0000e-005		8.0000e-004	8.0000e-004		8.0000e-004	8.0000e-004		0.4787	0.4787	1.2600e-003		0.5103

7.0 Water Detail

Merrill Commerce Center (Phase A Operations - Passenger Cars) - San Bernardino-South Coast County, Summer

7.1 Mitigation Measures Water**8.0 Waste Detail****8.1 Mitigation Measures Waste****9.0 Operational Offroad**

Equipment Type	Number	Hours/Day	Days/Year	Horse Power	Load Factor	Fuel Type
Tractors/Loaders/Backhoes	8	4.00	365	200	0.37	CNG

UnMitigated/Mitigated

	ROG	NOx	CO	SO2	Fugitive PM10	Exhaust PM10	PM10 Total	Fugitive PM2.5	Exhaust PM2.5	PM2.5 Total	Bio- CO2	NBio- CO2	Total CO2	CH4	N2O	CO2e
Equipment Type	lb/day										lb/day					
Tractors/Loaders/Backhoes	0.9761	10.1410	6.0688	0.0254		0.3499	0.3499		0.3219	0.3219		2,454.3018	2,454.3018	0.7938		2,474.1461
Total	0.9761	10.1410	6.0688	0.0254		0.3499	0.3499		0.3219	0.3219		2,454.3018	2,454.3018	0.7938		2,474.1461

10.0 Stationary Equipment**Fire Pumps and Emergency Generators**

Equipment Type	Number	Hours/Day	Hours/Year	Horse Power	Load Factor	Fuel Type
----------------	--------	-----------	------------	-------------	-------------	-----------

Merrill Commerce Center (Phase A Operations - Passenger Cars) - San Bernardino-South Coast County, Summer

Boilers

Equipment Type	Number	Heat Input/Day	Heat Input/Year	Boiler Rating	Fuel Type
----------------	--------	----------------	-----------------	---------------	-----------

User Defined Equipment

Equipment Type	Number
----------------	--------

11.0 Vegetation

Merrill Commerce Center (Phase A Operations - Passenger Cars) - San Bernardino-South Coast County, Winter

Merrill Commerce Center (Phase A Operations - Passenger Cars)
San Bernardino-South Coast County, Winter

1.0 Project Characteristics

1.1 Land Usage

Land Uses	Size	Metric	Lot Acreage	Floor Surface Area	Population
Refrigerated Warehouse-No Rail	300.00	1000sqft	6.89	300,000.00	0
Unrefrigerated Warehouse-No Rail	1,880.00	1000sqft	84.11	1,880,000.00	0
Other Asphalt Surfaces	7.43	Acre	7.43	323,650.80	0

1.2 Other Project Characteristics

Urbanization	Urban	Wind Speed (m/s)	2.2	Precipitation Freq (Days)	32
Climate Zone	10			Operational Year	2022
Utility Company	Southern California Edison				
CO2 Intensity (lb/MWhr)	702.44	CH4 Intensity (lb/MWhr)	0.029	N2O Intensity (lb/MWhr)	0.006

1.3 User Entered Comments & Non-Default Data

Merrill Commerce Center (Phase A Operations - Passenger Cars) - San Bernardino-South Coast County, Winter

Project Characteristics -

Land Use - PA4=31.1 acres; PA5 = 59.9 acres; Right-of-Way Dedications (ROWD) = 7.43 acres (total ROWD is 28.4 acres, for analytical purposes the ROWD was split proportionally b/wn each Phase)

Construction Phase - Operations Run Only.

Off-road Equipment - Operations Run Only.

Trips and VMT - Operations Run Only.

Vehicle Trips - Trip Rates based on information provided in the TIA (Urban Crossroads, 2019). Trip Length based on information provided in VMT Memo (Urban Crossroads, 2019)

Vehicle Emission Factors - EMFAC2017

Vehicle Emission Factors - EMFAC2017

Vehicle Emission Factors - EMFAC2017

Energy Use - The project will design building shells and building components to meet 2019 Title 24 Standards which expects 30% less energy for nonresidential uses.

Operational Off-Road Equipment - Based on SCAQMD High Cube Warehouse Truck Trip Study White Paper Summary of Business Survey Results (2014)

Fleet Mix - Passenger Car Fleet Mix consist of LDA, LDT1, LDT2, and MDV

Table Name	Column Name	Default Value	New Value
tblConstructionPhase	NumDays	100.00	0.00
tblEnergyUse	LightingElect	2.37	1.66
tblEnergyUse	LightingElect	1.17	0.82
tblEnergyUse	T24E	1.06	0.74
tblEnergyUse	T24E	0.37	0.26
tblEnergyUse	T24NG	3.25	2.27
tblEnergyUse	T24NG	2.00	1.40
tblFleetMix	HHD	0.06	0.00
tblFleetMix	HHD	0.06	0.00
tblFleetMix	LDA	0.55	0.62
tblFleetMix	LDA	0.55	0.62
tblFleetMix	LDT1	0.04	0.04

Merrill Commerce Center (Phase A Operations - Passenger Cars) - San Bernardino-South Coast County, Winter

tblFleetMix	LDT1	0.04	0.04
tblFleetMix	LDT2	0.18	0.20
tblFleetMix	LDT2	0.18	0.20
tblFleetMix	LHD1	0.02	0.00
tblFleetMix	LHD1	0.02	0.00
tblFleetMix	LHD2	5.1010e-003	0.00
tblFleetMix	LHD2	5.1010e-003	0.00
tblFleetMix	MCY	5.9030e-003	0.00
tblFleetMix	MCY	5.9030e-003	0.00
tblFleetMix	MDV	0.12	0.13
tblFleetMix	MDV	0.12	0.13
tblFleetMix	MH	9.4400e-004	0.00
tblFleetMix	MH	9.4400e-004	0.00
tblFleetMix	MHD	0.02	0.00
tblFleetMix	MHD	0.02	0.00
tblFleetMix	OBUS	1.3570e-003	0.00
tblFleetMix	OBUS	1.3570e-003	0.00
tblFleetMix	SBUS	8.0800e-004	0.00
tblFleetMix	SBUS	8.0800e-004	0.00
tblFleetMix	UBUS	1.5650e-003	0.00
tblFleetMix	UBUS	1.5650e-003	0.00
tblLandUse	LotAcreage	43.16	84.11
tblOffRoadEquipment	OffRoadEquipmentUnitAmount	1.00	0.00
tblOffRoadEquipment	OffRoadEquipmentUnitAmount	3.00	0.00
tblOffRoadEquipment	OffRoadEquipmentUnitAmount	2.00	0.00
tblOperationalOffRoadEquipment	OperDaysPerYear	260.00	365.00
tblOperationalOffRoadEquipment	OperFuelType	Diesel	CNG

Merrill Commerce Center (Phase A Operations - Passenger Cars) - San Bernardino-South Coast County, Winter

tblOperationalOffRoadEquipment	OperHorsePower	97.00	200.00
tblOperationalOffRoadEquipment	OperHoursPerDay	8.00	4.00
tblOperationalOffRoadEquipment	OperOffRoadEquipmentNumber	0.00	8.00
tblVehicleEF	HHD	1.21	0.03
tblVehicleEF	HHD	0.04	0.06
tblVehicleEF	HHD	0.10	0.00
tblVehicleEF	HHD	3.29	8.22
tblVehicleEF	HHD	0.57	0.40
tblVehicleEF	HHD	1.82	2.2600e-003
tblVehicleEF	HHD	6,933.41	1,478.27
tblVehicleEF	HHD	1,475.79	1,372.23
tblVehicleEF	HHD	5.54	0.02
tblVehicleEF	HHD	26.50	7.64
tblVehicleEF	HHD	2.50	2.77
tblVehicleEF	HHD	9.7780e-003	3.7640e-003
tblVehicleEF	HHD	0.06	0.06
tblVehicleEF	HHD	0.04	0.04
tblVehicleEF	HHD	0.01	0.03
tblVehicleEF	HHD	5.1000e-005	1.0000e-006
tblVehicleEF	HHD	9.3550e-003	3.6010e-003
tblVehicleEF	HHD	0.03	0.03
tblVehicleEF	HHD	8.8810e-003	8.9170e-003
tblVehicleEF	HHD	0.01	0.03
tblVehicleEF	HHD	4.7000e-005	1.0000e-006
tblVehicleEF	HHD	8.5000e-005	3.0000e-006
tblVehicleEF	HHD	3.1910e-003	1.0400e-004
tblVehicleEF	HHD	0.84	0.59

Merrill Commerce Center (Phase A Operations - Passenger Cars) - San Bernardino-South Coast County, Winter

tblVehicleEF	HHD	5.2000e-005	2.0000e-006
tblVehicleEF	HHD	0.08	0.05
tblVehicleEF	HHD	2.1700e-004	5.2200e-004
tblVehicleEF	HHD	0.05	1.0000e-006
tblVehicleEF	HHD	0.07	0.01
tblVehicleEF	HHD	0.01	0.01
tblVehicleEF	HHD	8.6000e-005	0.00
tblVehicleEF	HHD	8.5000e-005	3.0000e-006
tblVehicleEF	HHD	3.1910e-003	1.0400e-004
tblVehicleEF	HHD	0.97	0.67
tblVehicleEF	HHD	5.2000e-005	2.0000e-006
tblVehicleEF	HHD	0.13	0.12
tblVehicleEF	HHD	2.1700e-004	5.2200e-004
tblVehicleEF	HHD	0.06	1.0000e-006
tblVehicleEF	HHD	1.14	0.03
tblVehicleEF	HHD	0.04	0.06
tblVehicleEF	HHD	0.09	0.00
tblVehicleEF	HHD	2.39	8.07
tblVehicleEF	HHD	0.57	0.40
tblVehicleEF	HHD	1.70	2.1220e-003
tblVehicleEF	HHD	7,345.18	1,469.16
tblVehicleEF	HHD	1,475.79	1,372.23
tblVehicleEF	HHD	5.54	0.02
tblVehicleEF	HHD	27.35	7.37
tblVehicleEF	HHD	2.36	2.60
tblVehicleEF	HHD	8.2750e-003	3.3440e-003
tblVehicleEF	HHD	0.06	0.06

Merrill Commerce Center (Phase A Operations - Passenger Cars) - San Bernardino-South Coast County, Winter

tblVehicleEF	HHD	0.04	0.04
tblVehicleEF	HHD	0.01	0.03
tblVehicleEF	HHD	5.1000e-005	1.0000e-006
tblVehicleEF	HHD	7.9170e-003	3.2000e-003
tblVehicleEF	HHD	0.03	0.03
tblVehicleEF	HHD	8.8810e-003	8.9170e-003
tblVehicleEF	HHD	0.01	0.03
tblVehicleEF	HHD	4.7000e-005	1.0000e-006
tblVehicleEF	HHD	1.6800e-004	7.0000e-006
tblVehicleEF	HHD	3.5970e-003	1.2200e-004
tblVehicleEF	HHD	0.79	0.62
tblVehicleEF	HHD	1.1700e-004	5.0000e-006
tblVehicleEF	HHD	0.08	0.05
tblVehicleEF	HHD	2.2100e-004	5.3900e-004
tblVehicleEF	HHD	0.05	1.0000e-006
tblVehicleEF	HHD	0.07	0.01
tblVehicleEF	HHD	0.01	0.01
tblVehicleEF	HHD	8.4000e-005	0.00
tblVehicleEF	HHD	1.6800e-004	7.0000e-006
tblVehicleEF	HHD	3.5970e-003	1.2200e-004
tblVehicleEF	HHD	0.91	0.71
tblVehicleEF	HHD	1.1700e-004	5.0000e-006
tblVehicleEF	HHD	0.13	0.12
tblVehicleEF	HHD	2.2100e-004	5.3900e-004
tblVehicleEF	HHD	0.06	1.0000e-006
tblVehicleEF	HHD	1.31	0.03
tblVehicleEF	HHD	0.04	2.3610e-003

Merrill Commerce Center (Phase A Operations - Passenger Cars) - San Bernardino-South Coast County, Winter

tblVehicleEF	HHD	0.10	0.00
tblVehicleEF	HHD	4.53	8.37
tblVehicleEF	HHD	0.57	0.25
tblVehicleEF	HHD	1.79	2.2320e-003
tblVehicleEF	HHD	6,364.76	1,476.72
tblVehicleEF	HHD	1,475.79	1,332.53
tblVehicleEF	HHD	5.54	0.02
tblVehicleEF	HHD	25.32	7.94
tblVehicleEF	HHD	2.46	2.69
tblVehicleEF	HHD	0.01	4.1670e-003
tblVehicleEF	HHD	0.06	0.06
tblVehicleEF	HHD	0.04	0.04
tblVehicleEF	HHD	0.01	0.03
tblVehicleEF	HHD	5.1000e-005	1.0000e-006
tblVehicleEF	HHD	0.01	3.9860e-003
tblVehicleEF	HHD	0.03	0.03
tblVehicleEF	HHD	8.8810e-003	8.8160e-003
tblVehicleEF	HHD	0.01	0.03
tblVehicleEF	HHD	4.7000e-005	1.0000e-006
tblVehicleEF	HHD	8.5000e-005	4.0000e-006
tblVehicleEF	HHD	3.4760e-003	1.2300e-004
tblVehicleEF	HHD	0.91	0.54
tblVehicleEF	HHD	5.2000e-005	2.0000e-006
tblVehicleEF	HHD	0.08	0.05
tblVehicleEF	HHD	2.3300e-004	5.4600e-004
tblVehicleEF	HHD	0.05	1.0000e-006
tblVehicleEF	HHD	0.06	0.01

Merrill Commerce Center (Phase A Operations - Passenger Cars) - San Bernardino-South Coast County, Winter

tblVehicleEF	HHD	0.01	0.01
tblVehicleEF	HHD	8.5000e-005	0.00
tblVehicleEF	HHD	8.5000e-005	4.0000e-006
tblVehicleEF	HHD	3.4760e-003	1.2300e-004
tblVehicleEF	HHD	1.05	0.62
tblVehicleEF	HHD	5.2000e-005	2.0000e-006
tblVehicleEF	HHD	0.13	0.06
tblVehicleEF	HHD	2.3300e-004	5.4600e-004
tblVehicleEF	HHD	0.06	1.0000e-006
tblVehicleEF	LDA	4.2030e-003	2.4360e-003
tblVehicleEF	LDA	5.6230e-003	0.05
tblVehicleEF	LDA	0.57	0.65
tblVehicleEF	LDA	1.19	2.16
tblVehicleEF	LDA	251.29	261.47
tblVehicleEF	LDA	57.15	53.86
tblVehicleEF	LDA	0.05	0.04
tblVehicleEF	LDA	1.6780e-003	1.4470e-003
tblVehicleEF	LDA	2.2790e-003	1.8580e-003
tblVehicleEF	LDA	1.5460e-003	1.3330e-003
tblVehicleEF	LDA	2.0960e-003	1.7080e-003
tblVehicleEF	LDA	0.04	0.06
tblVehicleEF	LDA	0.10	0.10
tblVehicleEF	LDA	0.03	0.05
tblVehicleEF	LDA	0.01	9.3320e-003
tblVehicleEF	LDA	0.03	0.21
tblVehicleEF	LDA	0.08	0.23
tblVehicleEF	LDA	2.5170e-003	2.5870e-003

Merrill Commerce Center (Phase A Operations - Passenger Cars) - San Bernardino-South Coast County, Winter

tblVehicleEF	LDA	5.9200e-004	5.3300e-004
tblVehicleEF	LDA	0.04	0.06
tblVehicleEF	LDA	0.10	0.10
tblVehicleEF	LDA	0.03	0.05
tblVehicleEF	LDA	0.02	0.01
tblVehicleEF	LDA	0.03	0.21
tblVehicleEF	LDA	0.08	0.25
tblVehicleEF	LDA	4.7900e-003	2.7940e-003
tblVehicleEF	LDA	4.6890e-003	0.04
tblVehicleEF	LDA	0.71	0.79
tblVehicleEF	LDA	0.99	1.79
tblVehicleEF	LDA	274.94	285.54
tblVehicleEF	LDA	57.15	53.16
tblVehicleEF	LDA	0.05	0.04
tblVehicleEF	LDA	1.6780e-003	1.4470e-003
tblVehicleEF	LDA	2.2790e-003	1.8580e-003
tblVehicleEF	LDA	1.5460e-003	1.3330e-003
tblVehicleEF	LDA	2.0960e-003	1.7080e-003
tblVehicleEF	LDA	0.09	0.12
tblVehicleEF	LDA	0.12	0.12
tblVehicleEF	LDA	0.07	0.10
tblVehicleEF	LDA	0.01	0.01
tblVehicleEF	LDA	0.03	0.21
tblVehicleEF	LDA	0.06	0.19
tblVehicleEF	LDA	2.7550e-003	2.8250e-003
tblVehicleEF	LDA	5.8800e-004	5.2600e-004
tblVehicleEF	LDA	0.09	0.12

Merrill Commerce Center (Phase A Operations - Passenger Cars) - San Bernardino-South Coast County, Winter

tblVehicleEF	LDA	0.12	0.12
tblVehicleEF	LDA	0.07	0.10
tblVehicleEF	LDA	0.02	0.02
tblVehicleEF	LDA	0.03	0.21
tblVehicleEF	LDA	0.07	0.21
tblVehicleEF	LDA	4.0860e-003	2.3760e-003
tblVehicleEF	LDA	5.5870e-003	0.05
tblVehicleEF	LDA	0.54	0.61
tblVehicleEF	LDA	1.18	2.12
tblVehicleEF	LDA	245.70	255.84
tblVehicleEF	LDA	57.15	53.80
tblVehicleEF	LDA	0.05	0.04
tblVehicleEF	LDA	1.6780e-003	1.4470e-003
tblVehicleEF	LDA	2.2790e-003	1.8580e-003
tblVehicleEF	LDA	1.5460e-003	1.3330e-003
tblVehicleEF	LDA	2.0960e-003	1.7080e-003
tblVehicleEF	LDA	0.05	0.06
tblVehicleEF	LDA	0.11	0.11
tblVehicleEF	LDA	0.03	0.05
tblVehicleEF	LDA	0.01	9.0880e-003
tblVehicleEF	LDA	0.04	0.24
tblVehicleEF	LDA	0.08	0.23
tblVehicleEF	LDA	2.4600e-003	2.5310e-003
tblVehicleEF	LDA	5.9100e-004	5.3200e-004
tblVehicleEF	LDA	0.05	0.06
tblVehicleEF	LDA	0.11	0.11
tblVehicleEF	LDA	0.03	0.05

Merrill Commerce Center (Phase A Operations - Passenger Cars) - San Bernardino-South Coast County, Winter

tblVehicleEF	LDA	0.01	0.01
tblVehicleEF	LDA	0.04	0.24
tblVehicleEF	LDA	0.08	0.25
tblVehicleEF	LDT1	0.01	7.0610e-003
tblVehicleEF	LDT1	0.02	0.08
tblVehicleEF	LDT1	1.54	1.44
tblVehicleEF	LDT1	3.61	2.44
tblVehicleEF	LDT1	313.68	310.02
tblVehicleEF	LDT1	70.93	65.50
tblVehicleEF	LDT1	0.16	0.13
tblVehicleEF	LDT1	2.7050e-003	2.1940e-003
tblVehicleEF	LDT1	3.6920e-003	2.8520e-003
tblVehicleEF	LDT1	2.4910e-003	2.0190e-003
tblVehicleEF	LDT1	3.3960e-003	2.6220e-003
tblVehicleEF	LDT1	0.18	0.19
tblVehicleEF	LDT1	0.33	0.26
tblVehicleEF	LDT1	0.13	0.13
tblVehicleEF	LDT1	0.03	0.03
tblVehicleEF	LDT1	0.20	0.88
tblVehicleEF	LDT1	0.26	0.43
tblVehicleEF	LDT1	3.1570e-003	3.0680e-003
tblVehicleEF	LDT1	7.7300e-004	6.4800e-004
tblVehicleEF	LDT1	0.18	0.19
tblVehicleEF	LDT1	0.33	0.26
tblVehicleEF	LDT1	0.13	0.13
tblVehicleEF	LDT1	0.05	0.05
tblVehicleEF	LDT1	0.20	0.88

Merrill Commerce Center (Phase A Operations - Passenger Cars) - San Bernardino-South Coast County, Winter

tblVehicleEF	LDT1	0.28	0.48
tblVehicleEF	LDT1	0.02	8.0100e-003
tblVehicleEF	LDT1	0.02	0.07
tblVehicleEF	LDT1	1.85	1.74
tblVehicleEF	LDT1	2.97	2.02
tblVehicleEF	LDT1	341.75	335.16
tblVehicleEF	LDT1	70.93	64.59
tblVehicleEF	LDT1	0.14	0.12
tblVehicleEF	LDT1	2.7050e-003	2.1940e-003
tblVehicleEF	LDT1	3.6920e-003	2.8520e-003
tblVehicleEF	LDT1	2.4910e-003	2.0190e-003
tblVehicleEF	LDT1	3.3960e-003	2.6220e-003
tblVehicleEF	LDT1	0.37	0.40
tblVehicleEF	LDT1	0.41	0.33
tblVehicleEF	LDT1	0.27	0.29
tblVehicleEF	LDT1	0.04	0.04
tblVehicleEF	LDT1	0.20	0.88
tblVehicleEF	LDT1	0.21	0.36
tblVehicleEF	LDT1	3.4420e-003	3.3170e-003
tblVehicleEF	LDT1	7.6200e-004	6.3900e-004
tblVehicleEF	LDT1	0.37	0.40
tblVehicleEF	LDT1	0.41	0.33
tblVehicleEF	LDT1	0.27	0.29
tblVehicleEF	LDT1	0.06	0.05
tblVehicleEF	LDT1	0.20	0.88
tblVehicleEF	LDT1	0.23	0.40
tblVehicleEF	LDT1	0.01	6.8960e-003

Merrill Commerce Center (Phase A Operations - Passenger Cars) - San Bernardino-South Coast County, Winter

tblVehicleEF	LDT1	0.02	0.08
tblVehicleEF	LDT1	1.47	1.37
tblVehicleEF	LDT1	3.55	2.40
tblVehicleEF	LDT1	307.06	304.06
tblVehicleEF	LDT1	70.93	65.42
tblVehicleEF	LDT1	0.15	0.12
tblVehicleEF	LDT1	2.7050e-003	2.1940e-003
tblVehicleEF	LDT1	3.6920e-003	2.8520e-003
tblVehicleEF	LDT1	2.4910e-003	2.0190e-003
tblVehicleEF	LDT1	3.3960e-003	2.6220e-003
tblVehicleEF	LDT1	0.19	0.20
tblVehicleEF	LDT1	0.39	0.30
tblVehicleEF	LDT1	0.12	0.12
tblVehicleEF	LDT1	0.03	0.03
tblVehicleEF	LDT1	0.23	1.03
tblVehicleEF	LDT1	0.25	0.43
tblVehicleEF	LDT1	3.0890e-003	3.0090e-003
tblVehicleEF	LDT1	7.7200e-004	6.4700e-004
tblVehicleEF	LDT1	0.19	0.20
tblVehicleEF	LDT1	0.39	0.30
tblVehicleEF	LDT1	0.12	0.12
tblVehicleEF	LDT1	0.05	0.04
tblVehicleEF	LDT1	0.23	1.03
tblVehicleEF	LDT1	0.28	0.47
tblVehicleEF	LDT2	6.3270e-003	4.2800e-003
tblVehicleEF	LDT2	8.1990e-003	0.07
tblVehicleEF	LDT2	0.80	0.97

Merrill Commerce Center (Phase A Operations - Passenger Cars) - San Bernardino-South Coast County, Winter

tblVehicleEF	LDT2	1.67	2.78
tblVehicleEF	LDT2	351.15	331.49
tblVehicleEF	LDT2	79.39	70.30
tblVehicleEF	LDT2	0.09	0.09
tblVehicleEF	LDT2	1.7270e-003	1.5180e-003
tblVehicleEF	LDT2	2.4170e-003	1.9480e-003
tblVehicleEF	LDT2	1.5880e-003	1.3970e-003
tblVehicleEF	LDT2	2.2220e-003	1.7910e-003
tblVehicleEF	LDT2	0.06	0.10
tblVehicleEF	LDT2	0.13	0.15
tblVehicleEF	LDT2	0.05	0.08
tblVehicleEF	LDT2	0.02	0.02
tblVehicleEF	LDT2	0.07	0.48
tblVehicleEF	LDT2	0.11	0.35
tblVehicleEF	LDT2	3.5180e-003	3.2800e-003
tblVehicleEF	LDT2	8.2200e-004	6.9600e-004
tblVehicleEF	LDT2	0.06	0.10
tblVehicleEF	LDT2	0.13	0.15
tblVehicleEF	LDT2	0.05	0.08
tblVehicleEF	LDT2	0.02	0.03
tblVehicleEF	LDT2	0.07	0.48
tblVehicleEF	LDT2	0.12	0.38
tblVehicleEF	LDT2	7.1840e-003	4.8870e-003
tblVehicleEF	LDT2	6.8290e-003	0.06
tblVehicleEF	LDT2	0.97	1.18
tblVehicleEF	LDT2	1.38	2.30
tblVehicleEF	LDT2	383.36	355.94

Merrill Commerce Center (Phase A Operations - Passenger Cars) - San Bernardino-South Coast County, Winter

tblVehicleEF	LDT2	79.39	69.35
tblVehicleEF	LDT2	0.08	0.08
tblVehicleEF	LDT2	1.7270e-003	1.5180e-003
tblVehicleEF	LDT2	2.4170e-003	1.9480e-003
tblVehicleEF	LDT2	1.5880e-003	1.3970e-003
tblVehicleEF	LDT2	2.2220e-003	1.7910e-003
tblVehicleEF	LDT2	0.13	0.21
tblVehicleEF	LDT2	0.15	0.18
tblVehicleEF	LDT2	0.11	0.18
tblVehicleEF	LDT2	0.02	0.02
tblVehicleEF	LDT2	0.07	0.48
tblVehicleEF	LDT2	0.09	0.29
tblVehicleEF	LDT2	3.8420e-003	3.5220e-003
tblVehicleEF	LDT2	8.1700e-004	6.8600e-004
tblVehicleEF	LDT2	0.13	0.21
tblVehicleEF	LDT2	0.15	0.18
tblVehicleEF	LDT2	0.11	0.18
tblVehicleEF	LDT2	0.03	0.03
tblVehicleEF	LDT2	0.07	0.48
tblVehicleEF	LDT2	0.10	0.32
tblVehicleEF	LDT2	6.1560e-003	4.1770e-003
tblVehicleEF	LDT2	8.1410e-003	0.07
tblVehicleEF	LDT2	0.75	0.92
tblVehicleEF	LDT2	1.64	2.74
tblVehicleEF	LDT2	343.55	325.69
tblVehicleEF	LDT2	79.39	70.22
tblVehicleEF	LDT2	0.08	0.09

Merrill Commerce Center (Phase A Operations - Passenger Cars) - San Bernardino-South Coast County, Winter

tblVehicleEF	LDT2	1.7270e-003	1.5180e-003
tblVehicleEF	LDT2	2.4170e-003	1.9480e-003
tblVehicleEF	LDT2	1.5880e-003	1.3970e-003
tblVehicleEF	LDT2	2.2220e-003	1.7910e-003
tblVehicleEF	LDT2	0.06	0.10
tblVehicleEF	LDT2	0.14	0.16
tblVehicleEF	LDT2	0.05	0.08
tblVehicleEF	LDT2	0.02	0.02
tblVehicleEF	LDT2	0.08	0.56
tblVehicleEF	LDT2	0.11	0.35
tblVehicleEF	LDT2	3.4410e-003	3.2220e-003
tblVehicleEF	LDT2	8.2200e-004	6.9500e-004
tblVehicleEF	LDT2	0.06	0.10
tblVehicleEF	LDT2	0.14	0.16
tblVehicleEF	LDT2	0.05	0.08
tblVehicleEF	LDT2	0.02	0.03
tblVehicleEF	LDT2	0.08	0.56
tblVehicleEF	LDT2	0.12	0.38
tblVehicleEF	LHD1	5.2170e-003	4.8640e-003
tblVehicleEF	LHD1	0.01	6.5090e-003
tblVehicleEF	LHD1	0.02	0.02
tblVehicleEF	LHD1	0.14	0.17
tblVehicleEF	LHD1	1.07	0.88
tblVehicleEF	LHD1	2.60	1.03
tblVehicleEF	LHD1	9.23	9.35
tblVehicleEF	LHD1	609.20	648.62
tblVehicleEF	LHD1	30.40	10.79

Merrill Commerce Center (Phase A Operations - Passenger Cars) - San Bernardino-South Coast County, Winter

tblVehicleEF	LHD1	0.09	0.08
tblVehicleEF	LHD1	2.12	1.54
tblVehicleEF	LHD1	9.6500e-004	9.5300e-004
tblVehicleEF	LHD1	0.01	9.9680e-003
tblVehicleEF	LHD1	0.01	0.01
tblVehicleEF	LHD1	9.5800e-004	2.6300e-004
tblVehicleEF	LHD1	9.2400e-004	9.1200e-004
tblVehicleEF	LHD1	2.5390e-003	2.4920e-003
tblVehicleEF	LHD1	0.01	0.01
tblVehicleEF	LHD1	8.8100e-004	2.4200e-004
tblVehicleEF	LHD1	3.7070e-003	3.1750e-003
tblVehicleEF	LHD1	0.11	0.09
tblVehicleEF	LHD1	0.02	0.02
tblVehicleEF	LHD1	1.8240e-003	1.5420e-003
tblVehicleEF	LHD1	0.08	0.07
tblVehicleEF	LHD1	0.35	0.60
tblVehicleEF	LHD1	0.27	0.08
tblVehicleEF	LHD1	9.2000e-005	9.0000e-005
tblVehicleEF	LHD1	5.9760e-003	6.3130e-003
tblVehicleEF	LHD1	3.5300e-004	1.0700e-004
tblVehicleEF	LHD1	3.7070e-003	3.1750e-003
tblVehicleEF	LHD1	0.11	0.09
tblVehicleEF	LHD1	0.02	0.03
tblVehicleEF	LHD1	1.8240e-003	1.5420e-003
tblVehicleEF	LHD1	0.10	0.08
tblVehicleEF	LHD1	0.35	0.60
tblVehicleEF	LHD1	0.29	0.09

Merrill Commerce Center (Phase A Operations - Passenger Cars) - San Bernardino-South Coast County, Winter

tblVehicleEF	LHD1	5.2170e-003	4.8790e-003
tblVehicleEF	LHD1	0.01	6.6670e-003
tblVehicleEF	LHD1	0.02	0.02
tblVehicleEF	LHD1	0.14	0.17
tblVehicleEF	LHD1	1.09	0.90
tblVehicleEF	LHD1	2.43	0.97
tblVehicleEF	LHD1	9.23	9.35
tblVehicleEF	LHD1	609.20	648.66
tblVehicleEF	LHD1	30.40	10.67
tblVehicleEF	LHD1	0.09	0.08
tblVehicleEF	LHD1	1.98	1.44
tblVehicleEF	LHD1	9.6500e-004	9.5300e-004
tblVehicleEF	LHD1	0.01	9.9680e-003
tblVehicleEF	LHD1	0.01	0.01
tblVehicleEF	LHD1	9.5800e-004	2.6300e-004
tblVehicleEF	LHD1	9.2400e-004	9.1200e-004
tblVehicleEF	LHD1	2.5390e-003	2.4920e-003
tblVehicleEF	LHD1	0.01	0.01
tblVehicleEF	LHD1	8.8100e-004	2.4200e-004
tblVehicleEF	LHD1	7.3080e-003	6.2980e-003
tblVehicleEF	LHD1	0.13	0.11
tblVehicleEF	LHD1	0.02	0.02
tblVehicleEF	LHD1	4.1220e-003	3.5370e-003
tblVehicleEF	LHD1	0.09	0.07
tblVehicleEF	LHD1	0.36	0.60
tblVehicleEF	LHD1	0.25	0.08
tblVehicleEF	LHD1	9.2000e-005	9.0000e-005

Merrill Commerce Center (Phase A Operations - Passenger Cars) - San Bernardino-South Coast County, Winter

tblVehicleEF	LHD1	5.9770e-003	6.3140e-003
tblVehicleEF	LHD1	3.5000e-004	1.0600e-004
tblVehicleEF	LHD1	7.3080e-003	6.2980e-003
tblVehicleEF	LHD1	0.13	0.11
tblVehicleEF	LHD1	0.02	0.03
tblVehicleEF	LHD1	4.1220e-003	3.5370e-003
tblVehicleEF	LHD1	0.11	0.09
tblVehicleEF	LHD1	0.36	0.60
tblVehicleEF	LHD1	0.28	0.08
tblVehicleEF	LHD1	5.2170e-003	4.8670e-003
tblVehicleEF	LHD1	0.01	6.5250e-003
tblVehicleEF	LHD1	0.02	0.02
tblVehicleEF	LHD1	0.14	0.17
tblVehicleEF	LHD1	1.07	0.89
tblVehicleEF	LHD1	2.55	1.02
tblVehicleEF	LHD1	9.23	9.35
tblVehicleEF	LHD1	609.20	648.63
tblVehicleEF	LHD1	30.40	10.76
tblVehicleEF	LHD1	0.09	0.08
tblVehicleEF	LHD1	2.08	1.51
tblVehicleEF	LHD1	9.6500e-004	9.5300e-004
tblVehicleEF	LHD1	0.01	9.9680e-003
tblVehicleEF	LHD1	0.01	0.01
tblVehicleEF	LHD1	9.5800e-004	2.6300e-004
tblVehicleEF	LHD1	9.2400e-004	9.1200e-004
tblVehicleEF	LHD1	2.5390e-003	2.4920e-003
tblVehicleEF	LHD1	0.01	0.01

Merrill Commerce Center (Phase A Operations - Passenger Cars) - San Bernardino-South Coast County, Winter

tblVehicleEF	LHD1	8.8100e-004	2.4200e-004
tblVehicleEF	LHD1	4.0430e-003	3.5090e-003
tblVehicleEF	LHD1	0.13	0.10
tblVehicleEF	LHD1	0.02	0.02
tblVehicleEF	LHD1	1.7940e-003	1.5200e-003
tblVehicleEF	LHD1	0.08	0.07
tblVehicleEF	LHD1	0.38	0.64
tblVehicleEF	LHD1	0.26	0.08
tblVehicleEF	LHD1	9.2000e-005	9.0000e-005
tblVehicleEF	LHD1	5.9760e-003	6.3130e-003
tblVehicleEF	LHD1	3.5200e-004	1.0600e-004
tblVehicleEF	LHD1	4.0430e-003	3.5090e-003
tblVehicleEF	LHD1	0.13	0.10
tblVehicleEF	LHD1	0.02	0.03
tblVehicleEF	LHD1	1.7940e-003	1.5200e-003
tblVehicleEF	LHD1	0.10	0.08
tblVehicleEF	LHD1	0.38	0.64
tblVehicleEF	LHD1	0.29	0.09
tblVehicleEF	LHD2	3.5950e-003	3.3090e-003
tblVehicleEF	LHD2	4.6110e-003	4.1580e-003
tblVehicleEF	LHD2	8.1370e-003	9.5080e-003
tblVehicleEF	LHD2	0.12	0.14
tblVehicleEF	LHD2	0.50	0.56
tblVehicleEF	LHD2	1.20	0.61
tblVehicleEF	LHD2	14.27	14.55
tblVehicleEF	LHD2	608.52	648.96
tblVehicleEF	LHD2	24.46	7.78

Merrill Commerce Center (Phase A Operations - Passenger Cars) - San Bernardino-South Coast County, Winter

tblVehicleEF	LHD2	0.11	0.11
tblVehicleEF	LHD2	1.49	1.65
tblVehicleEF	LHD2	1.2830e-003	1.4030e-003
tblVehicleEF	LHD2	0.01	0.01
tblVehicleEF	LHD2	0.01	0.01
tblVehicleEF	LHD2	4.0000e-004	1.2600e-004
tblVehicleEF	LHD2	1.2280e-003	1.3430e-003
tblVehicleEF	LHD2	2.6860e-003	2.6930e-003
tblVehicleEF	LHD2	0.01	0.01
tblVehicleEF	LHD2	3.6800e-004	1.1600e-004
tblVehicleEF	LHD2	1.3070e-003	1.5580e-003
tblVehicleEF	LHD2	0.04	0.05
tblVehicleEF	LHD2	0.01	0.02
tblVehicleEF	LHD2	7.0300e-004	8.0000e-004
tblVehicleEF	LHD2	0.06	0.06
tblVehicleEF	LHD2	0.09	0.29
tblVehicleEF	LHD2	0.11	0.05
tblVehicleEF	LHD2	5.9200e-003	6.2610e-003
tblVehicleEF	LHD2	2.6700e-004	7.7000e-005
tblVehicleEF	LHD2	1.3070e-003	1.5580e-003
tblVehicleEF	LHD2	0.04	0.05
tblVehicleEF	LHD2	0.02	0.02
tblVehicleEF	LHD2	7.0300e-004	8.0000e-004
tblVehicleEF	LHD2	0.07	0.07
tblVehicleEF	LHD2	0.09	0.29
tblVehicleEF	LHD2	0.12	0.05
tblVehicleEF	LHD2	3.5950e-003	3.3190e-003

Merrill Commerce Center (Phase A Operations - Passenger Cars) - San Bernardino-South Coast County, Winter

tblVehicleEF	LHD2	4.6760e-003	4.2030e-003
tblVehicleEF	LHD2	7.7630e-003	9.0810e-003
tblVehicleEF	LHD2	0.12	0.14
tblVehicleEF	LHD2	0.50	0.56
tblVehicleEF	LHD2	1.13	0.57
tblVehicleEF	LHD2	14.27	14.55
tblVehicleEF	LHD2	608.52	648.97
tblVehicleEF	LHD2	24.46	7.71
tblVehicleEF	LHD2	0.11	0.11
tblVehicleEF	LHD2	1.40	1.55
tblVehicleEF	LHD2	1.2830e-003	1.4030e-003
tblVehicleEF	LHD2	0.01	0.01
tblVehicleEF	LHD2	0.01	0.01
tblVehicleEF	LHD2	4.0000e-004	1.2600e-004
tblVehicleEF	LHD2	1.2280e-003	1.3430e-003
tblVehicleEF	LHD2	2.6860e-003	2.6930e-003
tblVehicleEF	LHD2	0.01	0.01
tblVehicleEF	LHD2	3.6800e-004	1.1600e-004
tblVehicleEF	LHD2	2.5220e-003	3.0280e-003
tblVehicleEF	LHD2	0.04	0.06
tblVehicleEF	LHD2	0.01	0.02
tblVehicleEF	LHD2	1.5220e-003	1.7650e-003
tblVehicleEF	LHD2	0.06	0.06
tblVehicleEF	LHD2	0.09	0.29
tblVehicleEF	LHD2	0.10	0.04
tblVehicleEF	LHD2	5.9200e-003	6.2610e-003
tblVehicleEF	LHD2	2.6500e-004	7.6000e-005

Merrill Commerce Center (Phase A Operations - Passenger Cars) - San Bernardino-South Coast County, Winter

tblVehicleEF	LHD2	2.5220e-003	3.0280e-003
tblVehicleEF	LHD2	0.04	0.06
tblVehicleEF	LHD2	0.02	0.02
tblVehicleEF	LHD2	1.5220e-003	1.7650e-003
tblVehicleEF	LHD2	0.07	0.07
tblVehicleEF	LHD2	0.09	0.29
tblVehicleEF	LHD2	0.11	0.05
tblVehicleEF	LHD2	3.5950e-003	3.3110e-003
tblVehicleEF	LHD2	4.6180e-003	4.1630e-003
tblVehicleEF	LHD2	8.0640e-003	9.4270e-003
tblVehicleEF	LHD2	0.12	0.14
tblVehicleEF	LHD2	0.50	0.56
tblVehicleEF	LHD2	1.19	0.60
tblVehicleEF	LHD2	14.27	14.55
tblVehicleEF	LHD2	608.52	648.96
tblVehicleEF	LHD2	24.46	7.77
tblVehicleEF	LHD2	0.11	0.11
tblVehicleEF	LHD2	1.46	1.62
tblVehicleEF	LHD2	1.2830e-003	1.4030e-003
tblVehicleEF	LHD2	0.01	0.01
tblVehicleEF	LHD2	0.01	0.01
tblVehicleEF	LHD2	4.0000e-004	1.2600e-004
tblVehicleEF	LHD2	1.2280e-003	1.3430e-003
tblVehicleEF	LHD2	2.6860e-003	2.6930e-003
tblVehicleEF	LHD2	0.01	0.01
tblVehicleEF	LHD2	3.6800e-004	1.1600e-004
tblVehicleEF	LHD2	1.3460e-003	1.6400e-003

Merrill Commerce Center (Phase A Operations - Passenger Cars) - San Bernardino-South Coast County, Winter

tblVehicleEF	LHD2	0.04	0.05
tblVehicleEF	LHD2	0.01	0.02
tblVehicleEF	LHD2	6.8700e-004	7.8100e-004
tblVehicleEF	LHD2	0.06	0.06
tblVehicleEF	LHD2	0.10	0.31
tblVehicleEF	LHD2	0.11	0.05
tblVehicleEF	LHD2	5.9200e-003	6.2610e-003
tblVehicleEF	LHD2	2.6600e-004	7.7000e-005
tblVehicleEF	LHD2	1.3460e-003	1.6400e-003
tblVehicleEF	LHD2	0.04	0.05
tblVehicleEF	LHD2	0.02	0.02
tblVehicleEF	LHD2	6.8700e-004	7.8100e-004
tblVehicleEF	LHD2	0.07	0.07
tblVehicleEF	LHD2	0.10	0.31
tblVehicleEF	LHD2	0.12	0.05
tblVehicleEF	MCY	0.43	0.33
tblVehicleEF	MCY	0.16	0.25
tblVehicleEF	MCY	20.55	20.74
tblVehicleEF	MCY	9.93	8.78
tblVehicleEF	MCY	167.73	210.98
tblVehicleEF	MCY	46.45	61.55
tblVehicleEF	MCY	1.16	1.17
tblVehicleEF	MCY	1.8610e-003	1.8280e-003
tblVehicleEF	MCY	3.6730e-003	3.0520e-003
tblVehicleEF	MCY	1.7420e-003	1.7110e-003
tblVehicleEF	MCY	3.4650e-003	2.8770e-003
tblVehicleEF	MCY	1.45	1.44

Merrill Commerce Center (Phase A Operations - Passenger Cars) - San Bernardino-South Coast County, Winter

tblVehicleEF	MCY	0.84	0.84
tblVehicleEF	MCY	0.80	0.80
tblVehicleEF	MCY	2.23	2.23
tblVehicleEF	MCY	0.49	2.04
tblVehicleEF	MCY	2.16	1.90
tblVehicleEF	MCY	2.0770e-003	2.0880e-003
tblVehicleEF	MCY	6.9000e-004	6.0900e-004
tblVehicleEF	MCY	1.45	1.44
tblVehicleEF	MCY	0.84	0.84
tblVehicleEF	MCY	0.80	0.80
tblVehicleEF	MCY	2.74	2.74
tblVehicleEF	MCY	0.49	2.04
tblVehicleEF	MCY	2.35	2.07
tblVehicleEF	MCY	0.42	0.32
tblVehicleEF	MCY	0.14	0.22
tblVehicleEF	MCY	20.68	20.87
tblVehicleEF	MCY	9.05	7.97
tblVehicleEF	MCY	167.73	210.98
tblVehicleEF	MCY	46.45	59.35
tblVehicleEF	MCY	0.99	0.99
tblVehicleEF	MCY	1.8610e-003	1.8280e-003
tblVehicleEF	MCY	3.6730e-003	3.0520e-003
tblVehicleEF	MCY	1.7420e-003	1.7110e-003
tblVehicleEF	MCY	3.4650e-003	2.8770e-003
tblVehicleEF	MCY	3.14	3.14
tblVehicleEF	MCY	1.27	1.28
tblVehicleEF	MCY	2.13	2.12

Merrill Commerce Center (Phase A Operations - Passenger Cars) - San Bernardino-South Coast County, Winter

tblVehicleEF	MCY	2.17	2.17
tblVehicleEF	MCY	0.49	2.03
tblVehicleEF	MCY	1.86	1.63
tblVehicleEF	MCY	2.0770e-003	2.0880e-003
tblVehicleEF	MCY	6.6700e-004	5.8700e-004
tblVehicleEF	MCY	3.14	3.14
tblVehicleEF	MCY	1.27	1.28
tblVehicleEF	MCY	2.13	2.12
tblVehicleEF	MCY	2.67	2.67
tblVehicleEF	MCY	0.49	2.03
tblVehicleEF	MCY	2.02	1.77
tblVehicleEF	MCY	0.42	0.32
tblVehicleEF	MCY	0.15	0.24
tblVehicleEF	MCY	19.63	19.79
tblVehicleEF	MCY	9.55	8.43
tblVehicleEF	MCY	167.73	209.35
tblVehicleEF	MCY	46.45	60.75
tblVehicleEF	MCY	1.12	1.12
tblVehicleEF	MCY	1.8610e-003	1.8280e-003
tblVehicleEF	MCY	3.6730e-003	3.0520e-003
tblVehicleEF	MCY	1.7420e-003	1.7110e-003
tblVehicleEF	MCY	3.4650e-003	2.8770e-003
tblVehicleEF	MCY	1.71	1.70
tblVehicleEF	MCY	1.13	1.12
tblVehicleEF	MCY	0.72	0.71
tblVehicleEF	MCY	2.19	2.20
tblVehicleEF	MCY	0.56	2.32

Merrill Commerce Center (Phase A Operations - Passenger Cars) - San Bernardino-South Coast County, Winter

tblVehicleEF	MCY	2.08	1.83
tblVehicleEF	MCY	2.0610e-003	2.0720e-003
tblVehicleEF	MCY	6.8200e-004	6.0100e-004
tblVehicleEF	MCY	1.71	1.70
tblVehicleEF	MCY	1.13	1.12
tblVehicleEF	MCY	0.72	0.71
tblVehicleEF	MCY	2.69	2.69
tblVehicleEF	MCY	0.56	2.32
tblVehicleEF	MCY	2.27	1.99
tblVehicleEF	MDV	0.01	5.5560e-003
tblVehicleEF	MDV	0.02	0.09
tblVehicleEF	MDV	1.35	1.14
tblVehicleEF	MDV	3.25	3.33
tblVehicleEF	MDV	483.94	412.02
tblVehicleEF	MDV	107.92	87.05
tblVehicleEF	MDV	0.17	0.12
tblVehicleEF	MDV	1.8260e-003	1.6290e-003
tblVehicleEF	MDV	2.5170e-003	2.0560e-003
tblVehicleEF	MDV	1.6830e-003	1.5030e-003
tblVehicleEF	MDV	2.3150e-003	1.8910e-003
tblVehicleEF	MDV	0.10	0.12
tblVehicleEF	MDV	0.20	0.17
tblVehicleEF	MDV	0.08	0.10
tblVehicleEF	MDV	0.03	0.02
tblVehicleEF	MDV	0.11	0.52
tblVehicleEF	MDV	0.25	0.45
tblVehicleEF	MDV	4.8500e-003	4.0740e-003

Merrill Commerce Center (Phase A Operations - Passenger Cars) - San Bernardino-South Coast County, Winter

tblVehicleEF	MDV	1.1370e-003	8.6100e-004
tblVehicleEF	MDV	0.10	0.12
tblVehicleEF	MDV	0.20	0.17
tblVehicleEF	MDV	0.08	0.10
tblVehicleEF	MDV	0.05	0.03
tblVehicleEF	MDV	0.11	0.52
tblVehicleEF	MDV	0.28	0.50
tblVehicleEF	MDV	0.01	6.3580e-003
tblVehicleEF	MDV	0.02	0.08
tblVehicleEF	MDV	1.64	1.38
tblVehicleEF	MDV	2.69	2.75
tblVehicleEF	MDV	526.85	437.99
tblVehicleEF	MDV	107.92	85.88
tblVehicleEF	MDV	0.16	0.11
tblVehicleEF	MDV	1.8260e-003	1.6290e-003
tblVehicleEF	MDV	2.5170e-003	2.0560e-003
tblVehicleEF	MDV	1.6830e-003	1.5030e-003
tblVehicleEF	MDV	2.3150e-003	1.8910e-003
tblVehicleEF	MDV	0.20	0.24
tblVehicleEF	MDV	0.23	0.20
tblVehicleEF	MDV	0.17	0.21
tblVehicleEF	MDV	0.04	0.03
tblVehicleEF	MDV	0.11	0.52
tblVehicleEF	MDV	0.21	0.38
tblVehicleEF	MDV	5.2830e-003	4.3310e-003
tblVehicleEF	MDV	1.1260e-003	8.5000e-004
tblVehicleEF	MDV	0.20	0.24

Merrill Commerce Center (Phase A Operations - Passenger Cars) - San Bernardino-South Coast County, Winter

tblVehicleEF	MDV	0.23	0.20
tblVehicleEF	MDV	0.17	0.21
tblVehicleEF	MDV	0.05	0.04
tblVehicleEF	MDV	0.11	0.52
tblVehicleEF	MDV	0.23	0.42
tblVehicleEF	MDV	0.01	5.4100e-003
tblVehicleEF	MDV	0.02	0.09
tblVehicleEF	MDV	1.28	1.08
tblVehicleEF	MDV	3.20	3.28
tblVehicleEF	MDV	473.93	405.86
tblVehicleEF	MDV	107.92	86.95
tblVehicleEF	MDV	0.16	0.11
tblVehicleEF	MDV	1.8260e-003	1.6290e-003
tblVehicleEF	MDV	2.5170e-003	2.0560e-003
tblVehicleEF	MDV	1.6830e-003	1.5030e-003
tblVehicleEF	MDV	2.3150e-003	1.8910e-003
tblVehicleEF	MDV	0.10	0.11
tblVehicleEF	MDV	0.22	0.19
tblVehicleEF	MDV	0.08	0.10
tblVehicleEF	MDV	0.03	0.02
tblVehicleEF	MDV	0.13	0.60
tblVehicleEF	MDV	0.25	0.45
tblVehicleEF	MDV	4.7490e-003	4.0130e-003
tblVehicleEF	MDV	1.1360e-003	8.6000e-004
tblVehicleEF	MDV	0.10	0.11
tblVehicleEF	MDV	0.22	0.19
tblVehicleEF	MDV	0.08	0.10

Merrill Commerce Center (Phase A Operations - Passenger Cars) - San Bernardino-South Coast County, Winter

tblVehicleEF	MDV	0.04	0.03
tblVehicleEF	MDV	0.13	0.60
tblVehicleEF	MDV	0.27	0.49
tblVehicleEF	MH	0.04	3.7970e-003
tblVehicleEF	MH	0.03	0.00
tblVehicleEF	MH	3.07	0.36
tblVehicleEF	MH	6.43	0.00
tblVehicleEF	MH	1,045.05	951.23
tblVehicleEF	MH	59.49	0.00
tblVehicleEF	MH	1.54	4.54
tblVehicleEF	MH	0.01	0.02
tblVehicleEF	MH	0.04	0.14
tblVehicleEF	MH	1.1740e-003	0.00
tblVehicleEF	MH	3.2230e-003	4.0000e-003
tblVehicleEF	MH	0.04	0.14
tblVehicleEF	MH	1.0790e-003	0.00
tblVehicleEF	MH	1.47	0.00
tblVehicleEF	MH	0.09	0.00
tblVehicleEF	MH	0.51	0.00
tblVehicleEF	MH	0.10	0.08
tblVehicleEF	MH	0.03	0.00
tblVehicleEF	MH	0.37	0.00
tblVehicleEF	MH	0.01	8.9930e-003
tblVehicleEF	MH	7.0700e-004	0.00
tblVehicleEF	MH	1.47	0.00
tblVehicleEF	MH	0.09	0.00
tblVehicleEF	MH	0.51	0.00

Merrill Commerce Center (Phase A Operations - Passenger Cars) - San Bernardino-South Coast County, Winter

tblVehicleEF	MH	0.14	0.09
tblVehicleEF	MH	0.03	0.00
tblVehicleEF	MH	0.40	0.00
tblVehicleEF	MH	0.04	3.7970e-003
tblVehicleEF	MH	0.03	0.00
tblVehicleEF	MH	3.19	0.36
tblVehicleEF	MH	5.84	0.00
tblVehicleEF	MH	1,045.05	951.23
tblVehicleEF	MH	59.49	0.00
tblVehicleEF	MH	1.41	4.26
tblVehicleEF	MH	0.01	0.02
tblVehicleEF	MH	0.04	0.14
tblVehicleEF	MH	1.1740e-003	0.00
tblVehicleEF	MH	3.2230e-003	4.0000e-003
tblVehicleEF	MH	0.04	0.14
tblVehicleEF	MH	1.0790e-003	0.00
tblVehicleEF	MH	2.91	0.00
tblVehicleEF	MH	0.11	0.00
tblVehicleEF	MH	1.21	0.00
tblVehicleEF	MH	0.11	0.08
tblVehicleEF	MH	0.03	0.00
tblVehicleEF	MH	0.34	0.00
tblVehicleEF	MH	0.01	8.9930e-003
tblVehicleEF	MH	6.9700e-004	0.00
tblVehicleEF	MH	2.91	0.00
tblVehicleEF	MH	0.11	0.00
tblVehicleEF	MH	1.21	0.00

Merrill Commerce Center (Phase A Operations - Passenger Cars) - San Bernardino-South Coast County, Winter

tblVehicleEF	MH	0.15	0.09
tblVehicleEF	MH	0.03	0.00
tblVehicleEF	MH	0.38	0.00
tblVehicleEF	MH	0.04	3.7970e-003
tblVehicleEF	MH	0.03	0.00
tblVehicleEF	MH	3.08	0.36
tblVehicleEF	MH	6.36	0.00
tblVehicleEF	MH	1,045.05	951.23
tblVehicleEF	MH	59.49	0.00
tblVehicleEF	MH	1.51	4.46
tblVehicleEF	MH	0.01	0.02
tblVehicleEF	MH	0.04	0.14
tblVehicleEF	MH	1.1740e-003	0.00
tblVehicleEF	MH	3.2230e-003	4.0000e-003
tblVehicleEF	MH	0.04	0.14
tblVehicleEF	MH	1.0790e-003	0.00
tblVehicleEF	MH	1.75	0.00
tblVehicleEF	MH	0.11	0.00
tblVehicleEF	MH	0.53	0.00
tblVehicleEF	MH	0.10	0.08
tblVehicleEF	MH	0.03	0.00
tblVehicleEF	MH	0.37	0.00
tblVehicleEF	MH	0.01	8.9930e-003
tblVehicleEF	MH	7.0600e-004	0.00
tblVehicleEF	MH	1.75	0.00
tblVehicleEF	MH	0.11	0.00
tblVehicleEF	MH	0.53	0.00

Merrill Commerce Center (Phase A Operations - Passenger Cars) - San Bernardino-South Coast County, Winter

tblVehicleEF	MH	0.15	0.09
tblVehicleEF	MH	0.03	0.00
tblVehicleEF	MH	0.40	0.00
tblVehicleEF	MHD	0.02	3.1740e-003
tblVehicleEF	MHD	3.5160e-003	3.4880e-003
tblVehicleEF	MHD	0.05	8.5120e-003
tblVehicleEF	MHD	0.32	0.34
tblVehicleEF	MHD	0.27	0.35
tblVehicleEF	MHD	5.32	0.97
tblVehicleEF	MHD	156.91	69.07
tblVehicleEF	MHD	1,101.52	999.60
tblVehicleEF	MHD	52.43	8.24
tblVehicleEF	MHD	0.60	0.51
tblVehicleEF	MHD	0.99	1.54
tblVehicleEF	MHD	3.8600e-004	1.1810e-003
tblVehicleEF	MHD	5.0030e-003	0.03
tblVehicleEF	MHD	7.6400e-004	1.0000e-004
tblVehicleEF	MHD	3.6900e-004	1.1300e-003
tblVehicleEF	MHD	4.7830e-003	0.03
tblVehicleEF	MHD	7.0300e-004	9.2000e-005
tblVehicleEF	MHD	1.2800e-003	5.9300e-004
tblVehicleEF	MHD	0.04	0.02
tblVehicleEF	MHD	0.02	0.02
tblVehicleEF	MHD	6.5100e-004	3.0000e-004
tblVehicleEF	MHD	0.04	0.05
tblVehicleEF	MHD	0.02	0.11
tblVehicleEF	MHD	0.32	0.04

Merrill Commerce Center (Phase A Operations - Passenger Cars) - San Bernardino-South Coast County, Winter

tblVehicleEF	MHD	1.5080e-003	6.5500e-004
tblVehicleEF	MHD	0.01	9.5250e-003
tblVehicleEF	MHD	6.1700e-004	8.2000e-005
tblVehicleEF	MHD	1.2800e-003	5.9300e-004
tblVehicleEF	MHD	0.04	0.02
tblVehicleEF	MHD	0.03	0.02
tblVehicleEF	MHD	6.5100e-004	3.0000e-004
tblVehicleEF	MHD	0.04	0.06
tblVehicleEF	MHD	0.02	0.11
tblVehicleEF	MHD	0.35	0.05
tblVehicleEF	MHD	0.02	3.0170e-003
tblVehicleEF	MHD	3.5800e-003	3.5290e-003
tblVehicleEF	MHD	0.05	8.1180e-003
tblVehicleEF	MHD	0.24	0.28
tblVehicleEF	MHD	0.28	0.36
tblVehicleEF	MHD	4.97	0.91
tblVehicleEF	MHD	166.20	69.79
tblVehicleEF	MHD	1,101.52	999.60
tblVehicleEF	MHD	52.43	8.13
tblVehicleEF	MHD	0.62	0.51
tblVehicleEF	MHD	0.92	1.44
tblVehicleEF	MHD	3.2500e-004	9.9900e-004
tblVehicleEF	MHD	5.0030e-003	0.03
tblVehicleEF	MHD	7.6400e-004	1.0000e-004
tblVehicleEF	MHD	3.1100e-004	9.5500e-004
tblVehicleEF	MHD	4.7830e-003	0.03
tblVehicleEF	MHD	7.0300e-004	9.2000e-005

Merrill Commerce Center (Phase A Operations - Passenger Cars) - San Bernardino-South Coast County, Winter

tblVehicleEF	MHD	2.5300e-003	1.1740e-003
tblVehicleEF	MHD	0.05	0.02
tblVehicleEF	MHD	0.02	0.02
tblVehicleEF	MHD	1.5010e-003	6.9400e-004
tblVehicleEF	MHD	0.04	0.05
tblVehicleEF	MHD	0.02	0.11
tblVehicleEF	MHD	0.30	0.04
tblVehicleEF	MHD	1.5950e-003	6.6200e-004
tblVehicleEF	MHD	0.01	9.5250e-003
tblVehicleEF	MHD	6.1100e-004	8.1000e-005
tblVehicleEF	MHD	2.5300e-003	1.1740e-003
tblVehicleEF	MHD	0.05	0.02
tblVehicleEF	MHD	0.03	0.02
tblVehicleEF	MHD	1.5010e-003	6.9400e-004
tblVehicleEF	MHD	0.04	0.06
tblVehicleEF	MHD	0.02	0.11
tblVehicleEF	MHD	0.33	0.05
tblVehicleEF	MHD	0.02	3.4070e-003
tblVehicleEF	MHD	3.5220e-003	3.4910e-003
tblVehicleEF	MHD	0.05	8.4150e-003
tblVehicleEF	MHD	0.45	0.41
tblVehicleEF	MHD	0.27	0.35
tblVehicleEF	MHD	5.23	0.96
tblVehicleEF	MHD	144.06	68.08
tblVehicleEF	MHD	1,101.52	999.60
tblVehicleEF	MHD	52.43	8.22
tblVehicleEF	MHD	0.57	0.51

Merrill Commerce Center (Phase A Operations - Passenger Cars) - San Bernardino-South Coast County, Winter

tblVehicleEF	MHD	0.97	1.51
tblVehicleEF	MHD	4.7000e-004	1.4340e-003
tblVehicleEF	MHD	5.0030e-003	0.03
tblVehicleEF	MHD	7.6400e-004	1.0000e-004
tblVehicleEF	MHD	4.4900e-004	1.3720e-003
tblVehicleEF	MHD	4.7830e-003	0.03
tblVehicleEF	MHD	7.0300e-004	9.2000e-005
tblVehicleEF	MHD	1.3890e-003	6.4600e-004
tblVehicleEF	MHD	0.05	0.02
tblVehicleEF	MHD	0.03	0.02
tblVehicleEF	MHD	6.4000e-004	2.9500e-004
tblVehicleEF	MHD	0.04	0.05
tblVehicleEF	MHD	0.02	0.12
tblVehicleEF	MHD	0.32	0.04
tblVehicleEF	MHD	1.3860e-003	6.4600e-004
tblVehicleEF	MHD	0.01	9.5250e-003
tblVehicleEF	MHD	6.1600e-004	8.1000e-005
tblVehicleEF	MHD	1.3890e-003	6.4600e-004
tblVehicleEF	MHD	0.05	0.02
tblVehicleEF	MHD	0.04	0.02
tblVehicleEF	MHD	6.4000e-004	2.9500e-004
tblVehicleEF	MHD	0.04	0.06
tblVehicleEF	MHD	0.02	0.12
tblVehicleEF	MHD	0.35	0.05
tblVehicleEF	OBUS	0.01	9.1480e-003
tblVehicleEF	OBUS	9.9110e-003	8.5440e-003
tblVehicleEF	OBUS	0.03	0.03

Merrill Commerce Center (Phase A Operations - Passenger Cars) - San Bernardino-South Coast County, Winter

tblVehicleEF	OBUS	0.26	0.48
tblVehicleEF	OBUS	0.63	0.98
tblVehicleEF	OBUS	6.27	2.73
tblVehicleEF	OBUS	70.35	66.56
tblVehicleEF	OBUS	1,121.50	1,475.42
tblVehicleEF	OBUS	70.70	21.88
tblVehicleEF	OBUS	0.28	0.29
tblVehicleEF	OBUS	0.97	1.13
tblVehicleEF	OBUS	6.4000e-005	5.0000e-004
tblVehicleEF	OBUS	4.6440e-003	0.01
tblVehicleEF	OBUS	9.2900e-004	2.3000e-004
tblVehicleEF	OBUS	6.1000e-005	4.7800e-004
tblVehicleEF	OBUS	4.4220e-003	0.01
tblVehicleEF	OBUS	8.5400e-004	2.1200e-004
tblVehicleEF	OBUS	2.1800e-003	2.7870e-003
tblVehicleEF	OBUS	0.02	0.03
tblVehicleEF	OBUS	0.04	0.05
tblVehicleEF	OBUS	9.3100e-004	1.1430e-003
tblVehicleEF	OBUS	0.04	0.06
tblVehicleEF	OBUS	0.05	0.31
tblVehicleEF	OBUS	0.38	0.13
tblVehicleEF	OBUS	6.8400e-004	6.3600e-004
tblVehicleEF	OBUS	0.01	0.01
tblVehicleEF	OBUS	8.1700e-004	2.1700e-004
tblVehicleEF	OBUS	2.1800e-003	2.7870e-003
tblVehicleEF	OBUS	0.02	0.03
tblVehicleEF	OBUS	0.05	0.07

Merrill Commerce Center (Phase A Operations - Passenger Cars) - San Bernardino-South Coast County, Winter

tblVehicleEF	OBUS	9.3100e-004	1.1430e-003
tblVehicleEF	OBUS	0.06	0.07
tblVehicleEF	OBUS	0.05	0.31
tblVehicleEF	OBUS	0.42	0.14
tblVehicleEF	OBUS	0.01	9.2020e-003
tblVehicleEF	OBUS	0.01	8.7760e-003
tblVehicleEF	OBUS	0.03	0.02
tblVehicleEF	OBUS	0.26	0.47
tblVehicleEF	OBUS	0.65	1.01
tblVehicleEF	OBUS	5.74	2.51
tblVehicleEF	OBUS	73.50	66.43
tblVehicleEF	OBUS	1,121.50	1,475.46
tblVehicleEF	OBUS	70.70	21.50
tblVehicleEF	OBUS	0.29	0.28
tblVehicleEF	OBUS	0.90	1.04
tblVehicleEF	OBUS	5.4000e-005	4.2500e-004
tblVehicleEF	OBUS	4.6440e-003	0.01
tblVehicleEF	OBUS	9.2900e-004	2.3000e-004
tblVehicleEF	OBUS	5.1000e-005	4.0700e-004
tblVehicleEF	OBUS	4.4220e-003	0.01
tblVehicleEF	OBUS	8.5400e-004	2.1200e-004
tblVehicleEF	OBUS	4.2350e-003	5.4310e-003
tblVehicleEF	OBUS	0.02	0.03
tblVehicleEF	OBUS	0.03	0.05
tblVehicleEF	OBUS	2.1330e-003	2.6360e-003
tblVehicleEF	OBUS	0.05	0.06
tblVehicleEF	OBUS	0.05	0.31

Merrill Commerce Center (Phase A Operations - Passenger Cars) - San Bernardino-South Coast County, Winter

tblVehicleEF	OBUS	0.36	0.12
tblVehicleEF	OBUS	7.1400e-004	6.3500e-004
tblVehicleEF	OBUS	0.01	0.01
tblVehicleEF	OBUS	8.0800e-004	2.1300e-004
tblVehicleEF	OBUS	4.2350e-003	5.4310e-003
tblVehicleEF	OBUS	0.02	0.03
tblVehicleEF	OBUS	0.05	0.07
tblVehicleEF	OBUS	2.1330e-003	2.6360e-003
tblVehicleEF	OBUS	0.06	0.08
tblVehicleEF	OBUS	0.05	0.31
tblVehicleEF	OBUS	0.40	0.14
tblVehicleEF	OBUS	0.01	9.1130e-003
tblVehicleEF	OBUS	9.9380e-003	8.5700e-003
tblVehicleEF	OBUS	0.03	0.03
tblVehicleEF	OBUS	0.28	0.49
tblVehicleEF	OBUS	0.63	0.99
tblVehicleEF	OBUS	6.22	2.71
tblVehicleEF	OBUS	66.00	66.75
tblVehicleEF	OBUS	1,121.50	1,475.42
tblVehicleEF	OBUS	70.70	21.85
tblVehicleEF	OBUS	0.27	0.30
tblVehicleEF	OBUS	0.96	1.11
tblVehicleEF	OBUS	7.7000e-005	6.0400e-004
tblVehicleEF	OBUS	4.6440e-003	0.01
tblVehicleEF	OBUS	9.2900e-004	2.3000e-004
tblVehicleEF	OBUS	7.4000e-005	5.7800e-004
tblVehicleEF	OBUS	4.4220e-003	0.01

Merrill Commerce Center (Phase A Operations - Passenger Cars) - San Bernardino-South Coast County, Winter

tblVehicleEF	OBUS	8.5400e-004	2.1200e-004
tblVehicleEF	OBUS	2.3200e-003	3.0070e-003
tblVehicleEF	OBUS	0.02	0.03
tblVehicleEF	OBUS	0.04	0.05
tblVehicleEF	OBUS	9.4100e-004	1.1540e-003
tblVehicleEF	OBUS	0.04	0.06
tblVehicleEF	OBUS	0.05	0.33
tblVehicleEF	OBUS	0.38	0.13
tblVehicleEF	OBUS	6.4200e-004	6.3800e-004
tblVehicleEF	OBUS	0.01	0.01
tblVehicleEF	OBUS	8.1600e-004	2.1600e-004
tblVehicleEF	OBUS	2.3200e-003	3.0070e-003
tblVehicleEF	OBUS	0.02	0.03
tblVehicleEF	OBUS	0.05	0.06
tblVehicleEF	OBUS	9.4100e-004	1.1540e-003
tblVehicleEF	OBUS	0.06	0.08
tblVehicleEF	OBUS	0.05	0.33
tblVehicleEF	OBUS	0.42	0.14
tblVehicleEF	SBUS	0.84	0.04
tblVehicleEF	SBUS	0.01	6.8550e-003
tblVehicleEF	SBUS	0.07	4.0770e-003
tblVehicleEF	SBUS	5.71	1.90
tblVehicleEF	SBUS	0.65	0.58
tblVehicleEF	SBUS	5.33	0.55
tblVehicleEF	SBUS	1,258.13	336.22
tblVehicleEF	SBUS	1,136.31	1,128.72
tblVehicleEF	SBUS	37.11	3.21

Merrill Commerce Center (Phase A Operations - Passenger Cars) - San Bernardino-South Coast County, Winter

tblVehicleEF	SBUS	11.70	3.35
tblVehicleEF	SBUS	4.77	5.07
tblVehicleEF	SBUS	0.01	4.0350e-003
tblVehicleEF	SBUS	0.01	0.01
tblVehicleEF	SBUS	0.03	0.03
tblVehicleEF	SBUS	5.1700e-004	3.0000e-005
tblVehicleEF	SBUS	0.01	3.8600e-003
tblVehicleEF	SBUS	2.7560e-003	2.7660e-003
tblVehicleEF	SBUS	0.03	0.03
tblVehicleEF	SBUS	4.7500e-004	2.8000e-005
tblVehicleEF	SBUS	2.9260e-003	7.3800e-004
tblVehicleEF	SBUS	0.02	5.5390e-003
tblVehicleEF	SBUS	0.68	0.20
tblVehicleEF	SBUS	1.3050e-003	3.4800e-004
tblVehicleEF	SBUS	0.11	0.10
tblVehicleEF	SBUS	9.3510e-003	0.04
tblVehicleEF	SBUS	0.27	0.02
tblVehicleEF	SBUS	0.01	3.1960e-003
tblVehicleEF	SBUS	0.01	0.01
tblVehicleEF	SBUS	4.6300e-004	3.2000e-005
tblVehicleEF	SBUS	2.9260e-003	7.3800e-004
tblVehicleEF	SBUS	0.02	5.5390e-003
tblVehicleEF	SBUS	0.97	0.28
tblVehicleEF	SBUS	1.3050e-003	3.4800e-004
tblVehicleEF	SBUS	0.13	0.11
tblVehicleEF	SBUS	9.3510e-003	0.04
tblVehicleEF	SBUS	0.30	0.03

Merrill Commerce Center (Phase A Operations - Passenger Cars) - San Bernardino-South Coast County, Winter

tblVehicleEF	SBUS	0.84	0.04
tblVehicleEF	SBUS	0.01	6.9390e-003
tblVehicleEF	SBUS	0.06	3.3780e-003
tblVehicleEF	SBUS	5.56	1.86
tblVehicleEF	SBUS	0.66	0.59
tblVehicleEF	SBUS	3.65	0.39
tblVehicleEF	SBUS	1,322.00	344.13
tblVehicleEF	SBUS	1,136.31	1,128.74
tblVehicleEF	SBUS	37.11	2.94
tblVehicleEF	SBUS	12.08	3.42
tblVehicleEF	SBUS	4.47	4.75
tblVehicleEF	SBUS	0.01	3.4090e-003
tblVehicleEF	SBUS	0.01	0.01
tblVehicleEF	SBUS	0.03	0.03
tblVehicleEF	SBUS	5.1700e-004	3.0000e-005
tblVehicleEF	SBUS	9.6490e-003	3.2620e-003
tblVehicleEF	SBUS	2.7560e-003	2.7660e-003
tblVehicleEF	SBUS	0.03	0.03
tblVehicleEF	SBUS	4.7500e-004	2.8000e-005
tblVehicleEF	SBUS	5.6170e-003	1.3280e-003
tblVehicleEF	SBUS	0.02	5.8520e-003
tblVehicleEF	SBUS	0.67	0.20
tblVehicleEF	SBUS	2.8800e-003	6.7400e-004
tblVehicleEF	SBUS	0.11	0.10
tblVehicleEF	SBUS	8.5310e-003	0.03
tblVehicleEF	SBUS	0.22	0.02
tblVehicleEF	SBUS	0.01	3.2700e-003

Merrill Commerce Center (Phase A Operations - Passenger Cars) - San Bernardino-South Coast County, Winter

tblVehicleEF	SBUS	0.01	0.01
tblVehicleEF	SBUS	4.3500e-004	2.9000e-005
tblVehicleEF	SBUS	5.6170e-003	1.3280e-003
tblVehicleEF	SBUS	0.02	5.8520e-003
tblVehicleEF	SBUS	0.97	0.28
tblVehicleEF	SBUS	2.8800e-003	6.7400e-004
tblVehicleEF	SBUS	0.13	0.12
tblVehicleEF	SBUS	8.5310e-003	0.03
tblVehicleEF	SBUS	0.24	0.02
tblVehicleEF	SBUS	0.84	0.04
tblVehicleEF	SBUS	0.01	6.8510e-003
tblVehicleEF	SBUS	0.07	4.1760e-003
tblVehicleEF	SBUS	5.91	1.95
tblVehicleEF	SBUS	0.65	0.58
tblVehicleEF	SBUS	5.37	0.57
tblVehicleEF	SBUS	1,169.92	325.30
tblVehicleEF	SBUS	1,136.31	1,128.72
tblVehicleEF	SBUS	37.11	3.24
tblVehicleEF	SBUS	11.19	3.26
tblVehicleEF	SBUS	4.69	4.99
tblVehicleEF	SBUS	0.01	4.8980e-003
tblVehicleEF	SBUS	0.01	0.01
tblVehicleEF	SBUS	0.03	0.03
tblVehicleEF	SBUS	5.1700e-004	3.0000e-005
tblVehicleEF	SBUS	0.01	4.6860e-003
tblVehicleEF	SBUS	2.7560e-003	2.7660e-003
tblVehicleEF	SBUS	0.03	0.03

Merrill Commerce Center (Phase A Operations - Passenger Cars) - San Bernardino-South Coast County, Winter

tblVehicleEF	SBUS	4.7500e-004	2.8000e-005
tblVehicleEF	SBUS	2.9580e-003	7.2600e-004
tblVehicleEF	SBUS	0.02	5.8800e-003
tblVehicleEF	SBUS	0.68	0.20
tblVehicleEF	SBUS	1.2820e-003	3.5300e-004
tblVehicleEF	SBUS	0.11	0.10
tblVehicleEF	SBUS	0.01	0.05
tblVehicleEF	SBUS	0.28	0.02
tblVehicleEF	SBUS	0.01	3.0930e-003
tblVehicleEF	SBUS	0.01	0.01
tblVehicleEF	SBUS	4.6400e-004	3.2000e-005
tblVehicleEF	SBUS	2.9580e-003	7.2600e-004
tblVehicleEF	SBUS	0.02	5.8800e-003
tblVehicleEF	SBUS	0.98	0.28
tblVehicleEF	SBUS	1.2820e-003	3.5300e-004
tblVehicleEF	SBUS	0.13	0.11
tblVehicleEF	SBUS	0.01	0.05
tblVehicleEF	SBUS	0.31	0.03
tblVehicleEF	UBUS	1.83	4.19
tblVehicleEF	UBUS	0.08	0.02
tblVehicleEF	UBUS	9.26	32.67
tblVehicleEF	UBUS	14.34	1.43
tblVehicleEF	UBUS	1,846.39	1,724.94
tblVehicleEF	UBUS	136.37	16.90
tblVehicleEF	UBUS	5.87	0.37
tblVehicleEF	UBUS	0.52	0.08
tblVehicleEF	UBUS	0.01	0.03

Merrill Commerce Center (Phase A Operations - Passenger Cars) - San Bernardino-South Coast County, Winter

tblVehicleEF	UBUS	0.07	2.6830e-003
tblVehicleEF	UBUS	1.4030e-003	1.8900e-004
tblVehicleEF	UBUS	0.22	0.03
tblVehicleEF	UBUS	3.0000e-003	6.3130e-003
tblVehicleEF	UBUS	0.06	2.5510e-003
tblVehicleEF	UBUS	1.2900e-003	1.7400e-004
tblVehicleEF	UBUS	8.0860e-003	1.5320e-003
tblVehicleEF	UBUS	0.11	8.4710e-003
tblVehicleEF	UBUS	3.9450e-003	6.5200e-004
tblVehicleEF	UBUS	0.61	0.06
tblVehicleEF	UBUS	0.02	0.04
tblVehicleEF	UBUS	1.15	0.06
tblVehicleEF	UBUS	0.01	3.8820e-003
tblVehicleEF	UBUS	1.6240e-003	1.6700e-004
tblVehicleEF	UBUS	8.0860e-003	1.5320e-003
tblVehicleEF	UBUS	0.11	8.4710e-003
tblVehicleEF	UBUS	3.9450e-003	6.5200e-004
tblVehicleEF	UBUS	2.50	4.28
tblVehicleEF	UBUS	0.02	0.04
tblVehicleEF	UBUS	1.25	0.07
tblVehicleEF	UBUS	1.83	4.19
tblVehicleEF	UBUS	0.08	0.01
tblVehicleEF	UBUS	9.36	32.67
tblVehicleEF	UBUS	11.74	1.17
tblVehicleEF	UBUS	1,846.39	1,724.94
tblVehicleEF	UBUS	136.37	16.47
tblVehicleEF	UBUS	5.45	0.37

Merrill Commerce Center (Phase A Operations - Passenger Cars) - San Bernardino-South Coast County, Winter

tblVehicleEF	UBUS	0.52	0.08
tblVehicleEF	UBUS	0.01	0.03
tblVehicleEF	UBUS	0.07	2.6830e-003
tblVehicleEF	UBUS	1.4030e-003	1.8900e-004
tblVehicleEF	UBUS	0.22	0.03
tblVehicleEF	UBUS	3.0000e-003	6.3130e-003
tblVehicleEF	UBUS	0.06	2.5510e-003
tblVehicleEF	UBUS	1.2900e-003	1.7400e-004
tblVehicleEF	UBUS	0.02	2.9020e-003
tblVehicleEF	UBUS	0.14	0.01
tblVehicleEF	UBUS	9.3320e-003	1.4770e-003
tblVehicleEF	UBUS	0.62	0.06
tblVehicleEF	UBUS	0.02	0.04
tblVehicleEF	UBUS	1.02	0.06
tblVehicleEF	UBUS	0.01	3.8820e-003
tblVehicleEF	UBUS	1.5790e-003	1.6300e-004
tblVehicleEF	UBUS	0.02	2.9020e-003
tblVehicleEF	UBUS	0.14	0.01
tblVehicleEF	UBUS	9.3320e-003	1.4770e-003
tblVehicleEF	UBUS	2.52	4.28
tblVehicleEF	UBUS	0.02	0.04
tblVehicleEF	UBUS	1.12	0.06
tblVehicleEF	UBUS	1.83	4.19
tblVehicleEF	UBUS	0.08	0.02
tblVehicleEF	UBUS	9.27	32.67
tblVehicleEF	UBUS	13.86	1.39
tblVehicleEF	UBUS	1,846.39	1,724.94

Merrill Commerce Center (Phase A Operations - Passenger Cars) - San Bernardino-South Coast County, Winter

tblVehicleEF	UBUS	136.37	16.85
tblVehicleEF	UBUS	5.76	0.37
tblVehicleEF	UBUS	0.52	0.08
tblVehicleEF	UBUS	0.01	0.03
tblVehicleEF	UBUS	0.07	2.6830e-003
tblVehicleEF	UBUS	1.4030e-003	1.8900e-004
tblVehicleEF	UBUS	0.22	0.03
tblVehicleEF	UBUS	3.0000e-003	6.3130e-003
tblVehicleEF	UBUS	0.06	2.5510e-003
tblVehicleEF	UBUS	1.2900e-003	1.7400e-004
tblVehicleEF	UBUS	9.2250e-003	1.6220e-003
tblVehicleEF	UBUS	0.14	9.7130e-003
tblVehicleEF	UBUS	4.1190e-003	6.4800e-004
tblVehicleEF	UBUS	0.61	0.06
tblVehicleEF	UBUS	0.03	0.04
tblVehicleEF	UBUS	1.13	0.06
tblVehicleEF	UBUS	0.01	3.8820e-003
tblVehicleEF	UBUS	1.6160e-003	1.6700e-004
tblVehicleEF	UBUS	9.2250e-003	1.6220e-003
tblVehicleEF	UBUS	0.14	9.7130e-003
tblVehicleEF	UBUS	4.1190e-003	6.4800e-004
tblVehicleEF	UBUS	2.50	4.28
tblVehicleEF	UBUS	0.03	0.04
tblVehicleEF	UBUS	1.24	0.07
tblVehicleTrips	CNW_TTP	41.00	0.00
tblVehicleTrips	CNW_TTP	41.00	0.00
tblVehicleTrips	CW_TL	16.60	16.50

Merrill Commerce Center (Phase A Operations - Passenger Cars) - San Bernardino-South Coast County, Winter

tblVehicleTrips	CW_TL	16.60	16.50
tblVehicleTrips	CW_TTP	59.00	100.00
tblVehicleTrips	CW_TTP	59.00	100.00
tblVehicleTrips	DV_TP	5.00	0.00
tblVehicleTrips	DV_TP	5.00	0.00
tblVehicleTrips	PB_TP	3.00	0.00
tblVehicleTrips	PB_TP	3.00	0.00
tblVehicleTrips	PR_TP	92.00	100.00
tblVehicleTrips	PR_TP	92.00	100.00
tblVehicleTrips	ST_TR	1.68	1.44
tblVehicleTrips	ST_TR	1.68	1.75
tblVehicleTrips	SU_TR	1.68	1.44
tblVehicleTrips	SU_TR	1.68	1.75
tblVehicleTrips	WD_TR	1.68	1.44
tblVehicleTrips	WD_TR	1.68	1.75

2.0 Emissions Summary

Merrill Commerce Center (Phase A Operations - Passenger Cars) - San Bernardino-South Coast County, Winter

2.1 Overall Construction (Maximum Daily Emission)

Unmitigated Construction

[illegible]

Mitigated Construction

[illegible][illegible]

Merrill Commerce Center (Phase A Operations - Passenger Cars) - San Bernardino-South Coast County, Winter

2.2 Overall Operational**Unmitigated Operational**

	ROG	NOx	CO	SO2	Fugitive PM10	Exhaust PM10	PM10 Total	Fugitive PM2.5	Exhaust PM2.5	PM2.5 Total	Bio- CO2	NBio- CO2	Total CO2	CH4	N2O	CO2e
Category	lb/day										lb/day					
Area	48.8607	2.0400e-003	0.2237	2.0000e-005		8.0000e-004	8.0000e-004		8.0000e-004	8.0000e-004		0.4787	0.4787	1.2600e-003		0.5103
Energy	0.5295	4.8140	4.0437	0.0289		0.3659	0.3659		0.3659	0.3659		5,776.7607	5,776.7607	0.1107	0.1059	5,811.0891
Mobile	9.6862	9.1286	123.5264	0.3957	46.6562	0.2212	46.8774	12.3680	0.2037	12.5718		40,004.7556	40,004.7556	0.9606		40,028.7703
Offroad	0.9761	10.1410	6.0688	0.0254		0.3499	0.3499		0.3219	0.3219		2,454.3018	2,454.3018	0.7938		2,474.1461
Total	60.0526	24.0856	133.8625	0.4500	46.6562	0.9378	47.5940	12.3680	0.8923	13.2604		48,236.2969	48,236.2969	1.8663	0.1059	48,314.5158

Merrill Commerce Center (Phase A Operations - Passenger Cars) - San Bernardino-South Coast County, Winter

2.2 Overall Operational**Mitigated Operational**

	ROG	NOx	CO	SO2	Fugitive PM10	Exhaust PM10	PM10 Total	Fugitive PM2.5	Exhaust PM2.5	PM2.5 Total	Bio- CO2	NBio- CO2	Total CO2	CH4	N2O	CO2e
Category	lb/day										lb/day					
Area	48.8607	2.0400e-003	0.2237	2.0000e-005		8.0000e-004	8.0000e-004		8.0000e-004	8.0000e-004		0.4787	0.4787	1.2600e-003		0.5103
Energy	0.5295	4.8140	4.0437	0.0289		0.3659	0.3659		0.3659	0.3659		5,776.7607	5,776.7607	0.1107	0.1059	5,811.0891
Mobile	9.6862	9.1286	123.5264	0.3957	46.6562	0.2212	46.8774	12.3680	0.2037	12.5718		40,004.7556	40,004.7556	0.9606		40,028.7703
Offroad	0.9761	10.1410	6.0688	0.0254		0.3499	0.3499		0.3219	0.3219		2,454.3018	2,454.3018	0.7938		2,474.1461
Total	60.0526	24.0856	133.8625	0.4500	46.6562	0.9378	47.5940	12.3680	0.8923	13.2604		48,236.2969	48,236.2969	1.8663	0.1059	48,314.5158

	ROG	NOx	CO	SO2	Fugitive PM10	Exhaust PM10	PM10 Total	Fugitive PM2.5	Exhaust PM2.5	PM2.5 Total	Bio- CO2	NBio-CO2	Total CO2	CH4	N2O	CO2e
Percent Reduction	0.00	0.00	0.00	0.00	0.00	0.00	0.00	0.00	0.00	0.00	0.00	0.00	0.00	0.00	0.00	0.00

3.0 Construction Detail**Construction Phase**

Phase Number	Phase Name	Phase Type	Start Date	End Date	Num Days Week	Num Days	Phase Description
1	Demolition	Demolition	6/1/2020	5/31/2020	5	0	

Acres of Grading (Site Preparation Phase): 0

Acres of Grading (Grading Phase): 0

Merrill Commerce Center (Phase A Operations - Passenger Cars) - San Bernardino-South Coast County, Winter

Acres of Paving: 7.43**Residential Indoor: 0; Residential Outdoor: 0; Non-Residential Indoor: 0; Non-Residential Outdoor: 0; Striped Parking Area: 0 (Architectural Coating – sqft)****OffRoad Equipment**

Phase Name	Offroad Equipment Type	Amount	Usage Hours	Horse Power	Load Factor
Demolition	Concrete/Industrial Saws	0	8.00	81	0.73
Demolition	Excavators	0	8.00	158	0.38
Demolition	Rubber Tired Dozers	0	8.00	247	0.40

Trips and VMT

Phase Name	Offroad Equipment Count	Worker Trip Number	Vendor Trip Number	Hauling Trip Number	Worker Trip Length	Vendor Trip Length	Hauling Trip Length	Worker Vehicle Class	Vendor Vehicle Class	Hauling Vehicle Class
Demolition	0	0.00	0.00	0.00	14.70	6.90	20.00	LD_Mix	HDT_Mix	HHDT

3.1 Mitigation Measures Construction

Merrill Commerce Center (Phase A Operations - Passenger Cars) - San Bernardino-South Coast County, Winter

3.2 Demolition - 2020

Unmitigated Construction On-Site

[illegible]

Unmitigated Construction Off-Site

[illegible]

Merrill Commerce Center (Phase A Operations - Passenger Cars) - San Bernardino-South Coast County, Winter

3.2 Demolition - 2020**Mitigated Construction On-Site**

	ROG	NOx	CO	SO2	Fugitive PM10	Exhaust PM10	PM10 Total	Fugitive PM2.5	Exhaust PM2.5	PM2.5 Total	Bio- CO2	NBio- CO2	Total CO2	CH4	N2O	CO2e
Category	lb/day										lb/day					
Off-Road	0.0000	0.0000	0.0000	0.0000	0.0000	0.0000	0.0000	0.0000	0.0000	0.0000	0.0000	0.0000	0.0000	0.0000	0.0000	0.0000
Total	0.0000	0.0000	0.0000	0.0000	0.0000	0.0000	0.0000	0.0000	0.0000	0.0000	0.0000	0.0000	0.0000	0.0000	0.0000	0.0000

Mitigated Construction Off-Site

	ROG	NOx	CO	SO2	Fugitive PM10	Exhaust PM10	PM10 Total	Fugitive PM2.5	Exhaust PM2.5	PM2.5 Total	Bio- CO2	NBio- CO2	Total CO2	CH4	N2O	CO2e
Category	lb/day										lb/day					
Hauling	0.0000	0.0000	0.0000	0.0000	0.0000	0.0000	0.0000	0.0000	0.0000	0.0000	0.0000	0.0000	0.0000	0.0000	0.0000	0.0000
Vendor	0.0000	0.0000	0.0000	0.0000	0.0000	0.0000	0.0000	0.0000	0.0000	0.0000	0.0000	0.0000	0.0000	0.0000	0.0000	0.0000
Worker	0.0000	0.0000	0.0000	0.0000	0.0000	0.0000	0.0000	0.0000	0.0000	0.0000	0.0000	0.0000	0.0000	0.0000	0.0000	0.0000
Total	0.0000	0.0000	0.0000	0.0000	0.0000	0.0000	0.0000	0.0000	0.0000	0.0000	0.0000	0.0000	0.0000	0.0000	0.0000	0.0000

4.0 Operational Detail - Mobile

Merrill Commerce Center (Phase A Operations - Passenger Cars) - San Bernardino-South Coast County, Winter

4.1 Mitigation Measures Mobile

	ROG	NOx	CO	SO2	Fugitive PM10	Exhaust PM10	PM10 Total	Fugitive PM2.5	Exhaust PM2.5	PM2.5 Total	Bio- CO2	NBio- CO2	Total CO2	CH4	N2O	CO2e
Category	lb/day										lb/day					
Mitigated	9.6862	9.1286	123.5264	0.3957	46.6562	0.2212	46.8774	12.3680	0.2037	12.5718		40,004.7556	40,004.7556	0.9606		40,028.7703
Unmitigated	9.6862	9.1286	123.5264	0.3957	46.6562	0.2212	46.8774	12.3680	0.2037	12.5718		40,004.7556	40,004.7556	0.9606		40,028.7703

4.2 Trip Summary Information

Land Use	Average Daily Trip Rate			Unmitigated	Mitigated
	Weekday	Saturday	Sunday	Annual VMT	Annual VMT
Other Asphalt Surfaces	0.00	0.00	0.00		
Refrigerated Warehouse-No Rail	432.00	432.00	432.00	2,594,592	2,594,592
Unrefrigerated Warehouse-No Rail	3,290.00	3,290.00	3,290.00	19,759,740	19,759,740
Total	3,722.00	3,722.00	3,722.00	22,354,332	22,354,332

4.3 Trip Type Information

Land Use	Miles			Trip %			Trip Purpose %		
	H-W or C-W	H-S or C-C	H-O or C-NW	H-W or C-W	H-S or C-C	H-O or C-NW	Primary	Diverted	Pass-by
Other Asphalt Surfaces	16.60	8.40	6.90	0.00	0.00	0.00	0	0	0
Refrigerated Warehouse-No	16.50	8.40	6.90	100.00	0.00	0.00	100	0	0
Unrefrigerated Warehouse-No	16.50	8.40	6.90	100.00	0.00	0.00	100	0	0

Merrill Commerce Center (Phase A Operations - Passenger Cars) - San Bernardino-South Coast County, Winter

4.4 Fleet Mix

Land Use	LDA	LDT1	LDT2	MDV	LHD1	LHD2	MHD	HHD	OBUS	UBUS	MCY	SBUS	MH
Other Asphalt Surfaces	0.553113	0.036408	0.180286	0.116335	0.016165	0.005101	0.018218	0.063797	0.001357	0.001565	0.005903	0.000808	0.000944
Refrigerated Warehouse-No Rail	0.624200	0.041100	0.203500	0.131200	0.000000	0.000000	0.000000	0.000000	0.000000	0.000000	0.000000	0.000000	0.000000
Unrefrigerated Warehouse-No Rail	0.624200	0.041100	0.203500	0.131200	0.000000	0.000000	0.000000	0.000000	0.000000	0.000000	0.000000	0.000000	0.000000

5.0 Energy Detail

Historical Energy Use: N

5.1 Mitigation Measures Energy

	ROG	NOx	CO	SO2	Fugitive PM10	Exhaust PM10	PM10 Total	Fugitive PM2.5	Exhaust PM2.5	PM2.5 Total	Bio- CO2	NBio- CO2	Total CO2	CH4	N2O	CO2e
Category	lb/day										lb/day					
NaturalGas Mitigated	0.5295	4.8140	4.0437	0.0289		0.3659	0.3659		0.3659	0.3659		5,776.7607	5,776.7607	0.1107	0.1059	5,811.0891
NaturalGas Unmitigated	0.5295	4.8140	4.0437	0.0289		0.3659	0.3659		0.3659	0.3659		5,776.7607	5,776.7607	0.1107	0.1059	5,811.0891

Merrill Commerce Center (Phase A Operations - Passenger Cars) - San Bernardino-South Coast County, Winter

5.2 Energy by Land Use - NaturalGas**Unmitigated**

	NaturalGas Use	ROG	NOx	CO	SO2	Fugitive PM10	Exhaust PM10	PM10 Total	Fugitive PM2.5	Exhaust PM2.5	PM2.5 Total	Bio- CO2	NBio- CO2	Total CO2	CH4	N2O	CO2e
Land Use	kBTU/yr	lb/day										lb/day					
Other Asphalt Surfaces	0	0.0000	0.0000	0.0000	0.0000		0.0000	0.0000		0.0000	0.0000		0.0000	0.0000	0.0000	0.0000	0.0000
Refrigerated Warehouse-No Rail	41737	0.4501	4.0919	3.4372	0.0246		0.3110	0.3110		0.3110	0.3110		4,910.2337	4,910.2337	0.0941	0.0900	4,939.4128
Unrefrigerated Warehouse-No Rail	7365.48	0.0794	0.7221	0.6066	4.3300e-003		0.0549	0.0549		0.0549	0.0549		866.5270	866.5270	0.0166	0.0159	871.6763
Total		0.5295	4.8140	4.0437	0.0289		0.3659	0.3659		0.3659	0.3659		5,776.7607	5,776.7607	0.1107	0.1059	5,811.0891

Mitigated

	NaturalGas Use	ROG	NOx	CO	SO2	Fugitive PM10	Exhaust PM10	PM10 Total	Fugitive PM2.5	Exhaust PM2.5	PM2.5 Total	Bio- CO2	NBio- CO2	Total CO2	CH4	N2O	CO2e
Land Use	kBTU/yr	lb/day										lb/day					
Other Asphalt Surfaces	0	0.0000	0.0000	0.0000	0.0000		0.0000	0.0000		0.0000	0.0000		0.0000	0.0000	0.0000	0.0000	0.0000
Refrigerated Warehouse-No Rail	41.737	0.4501	4.0919	3.4372	0.0246		0.3110	0.3110		0.3110	0.3110		4,910.2337	4,910.2337	0.0941	0.0900	4,939.4128
Unrefrigerated Warehouse-No Rail	7.36548	0.0794	0.7221	0.6066	4.3300e-003		0.0549	0.0549		0.0549	0.0549		866.5270	866.5270	0.0166	0.0159	871.6763
Total		0.5295	4.8140	4.0437	0.0289		0.3659	0.3659		0.3659	0.3659		5,776.7607	5,776.7607	0.1107	0.1059	5,811.0891

Merrill Commerce Center (Phase A Operations - Passenger Cars) - San Bernardino-South Coast County, Winter

6.0 Area Detail**6.1 Mitigation Measures Area**

	ROG	NOx	CO	SO2	Fugitive PM10	Exhaust PM10	PM10 Total	Fugitive PM2.5	Exhaust PM2.5	PM2.5 Total	Bio- CO2	NBio- CO2	Total CO2	CH4	N2O	CO2e
Category	lb/day										lb/day					
Mitigated	48.8607	2.0400e-003	0.2237	2.0000e-005		8.0000e-004	8.0000e-004		8.0000e-004	8.0000e-004		0.4787	0.4787	1.2600e-003		0.5103
Unmitigated	48.8607	2.0400e-003	0.2237	2.0000e-005		8.0000e-004	8.0000e-004		8.0000e-004	8.0000e-004		0.4787	0.4787	1.2600e-003		0.5103

Merrill Commerce Center (Phase A Operations - Passenger Cars) - San Bernardino-South Coast County, Winter

6.2 Area by SubCategory**Unmitigated**

	ROG	NOx	CO	SO2	Fugitive PM10	Exhaust PM10	PM10 Total	Fugitive PM2.5	Exhaust PM2.5	PM2.5 Total	Bio- CO2	NBio- CO2	Total CO2	CH4	N2O	CO2e
SubCategory	lb/day										lb/day					
Architectural Coating	5.5613					0.0000	0.0000		0.0000	0.0000			0.0000			0.0000
Consumer Products	43.2786					0.0000	0.0000		0.0000	0.0000			0.0000			0.0000
Landscaping	0.0208	2.0400e-003	0.2237	2.0000e-005		8.0000e-004	8.0000e-004		8.0000e-004	8.0000e-004		0.4787	0.4787	1.2600e-003		0.5103
Total	48.8607	2.0400e-003	0.2237	2.0000e-005		8.0000e-004	8.0000e-004		8.0000e-004	8.0000e-004		0.4787	0.4787	1.2600e-003		0.5103

Mitigated

	ROG	NOx	CO	SO2	Fugitive PM10	Exhaust PM10	PM10 Total	Fugitive PM2.5	Exhaust PM2.5	PM2.5 Total	Bio- CO2	NBio- CO2	Total CO2	CH4	N2O	CO2e
SubCategory	lb/day										lb/day					
Architectural Coating	5.5613					0.0000	0.0000		0.0000	0.0000			0.0000			0.0000
Consumer Products	43.2786					0.0000	0.0000		0.0000	0.0000			0.0000			0.0000
Landscaping	0.0208	2.0400e-003	0.2237	2.0000e-005		8.0000e-004	8.0000e-004		8.0000e-004	8.0000e-004		0.4787	0.4787	1.2600e-003		0.5103
Total	48.8607	2.0400e-003	0.2237	2.0000e-005		8.0000e-004	8.0000e-004		8.0000e-004	8.0000e-004		0.4787	0.4787	1.2600e-003		0.5103

7.0 Water Detail

Merrill Commerce Center (Phase A Operations - Passenger Cars) - San Bernardino-South Coast County, Winter

7.1 Mitigation Measures Water**8.0 Waste Detail****8.1 Mitigation Measures Waste****9.0 Operational Offroad**

Equipment Type	Number	Hours/Day	Days/Year	Horse Power	Load Factor	Fuel Type
Tractors/Loaders/Backhoes	8	4.00	365	200	0.37	CNG

UnMitigated/Mitigated

	ROG	NOx	CO	SO2	Fugitive PM10	Exhaust PM10	PM10 Total	Fugitive PM2.5	Exhaust PM2.5	PM2.5 Total	Bio- CO2	NBio- CO2	Total CO2	CH4	N2O	CO2e
Equipment Type	lb/day										lb/day					
Tractors/Loaders/Backhoes	0.9761	10.1410	6.0688	0.0254		0.3499	0.3499		0.3219	0.3219		2,454.3018	2,454.3018	0.7938		2,474.1461
Total	0.9761	10.1410	6.0688	0.0254		0.3499	0.3499		0.3219	0.3219		2,454.3018	2,454.3018	0.7938		2,474.1461

10.0 Stationary Equipment**Fire Pumps and Emergency Generators**

Equipment Type	Number	Hours/Day	Hours/Year	Horse Power	Load Factor	Fuel Type
----------------	--------	-----------	------------	-------------	-------------	-----------

Merrill Commerce Center (Phase A Operations - Passenger Cars) - San Bernardino-South Coast County, Winter

Boilers

Equipment Type	Number	Heat Input/Day	Heat Input/Year	Boiler Rating	Fuel Type
----------------	--------	----------------	-----------------	---------------	-----------

User Defined Equipment

Equipment Type	Number
----------------	--------

11.0 Vegetation

This page intentionally left blank

APPENDIX 3.10:

CALEEMOD PHASE B OPERATIONS (PASSENGER CARS) EMISSIONS MODEL OUTPUTS

Merrill Commerce Center (Phase B Operations - Passenger Cars) - San Bernardino-South Coast County, Annual

Merrill Commerce Center (Phase B Operations - Passenger Cars)
San Bernardino-South Coast County, Annual

1.0 Project Characteristics

1.1 Land Usage

Land Uses	Size	Metric	Lot Acreage	Floor Surface Area	Population
Refrigerated Warehouse-No Rail	401.40	1000sqft	9.21	401,400.00	0
Unrefrigerated Warehouse-No Rail	4,432.60	1000sqft	192.59	4,432,600.00	0
Other Asphalt Surfaces	16.47	Acre	16.47	717,433.20	0

1.2 Other Project Characteristics

Urbanization	Urban	Wind Speed (m/s)	2.2	Precipitation Freq (Days)	32
Climate Zone	10			Operational Year	2025
Utility Company	Southern California Edison				
CO2 Intensity (lb/MWhr)	702.44	CH4 Intensity (lb/MWhr)	0.029	N2O Intensity (lb/MWhr)	0.006

1.3 User Entered Comments & Non-Default Data

Merrill Commerce Center (Phase B Operations - Passenger Cars) - San Bernardino-South Coast County, Annual

Project Characteristics -

Land Use - PA1=58.9 acres; PA2 = 62.1 acres; PA3=30.7 acres; PA6=50.1 acres; ROWD = 16.47 acres (total ROWD is 28.4 acres, the ROWD was split proportionally b/wn each Phase)

Construction Phase - Operations Run Only.

Off-road Equipment - Operations Run Only.

Trips and VMT - Operations Run Only.

Vehicle Trips - Trip Rates based on information provided in the TIA (Urban Crossroads, 2019). Trip Length based on information provided in VMT Memo (Urban Crossroads, 2019)

Vehicle Emission Factors - EMFAC2017

Vehicle Emission Factors - EMFAC2017

Vehicle Emission Factors - EMFAC2017

Energy Use - The project will design building shells and building components to meet 2019 Title 24 Standards which expects 30% less energy for nonresidential uses.

Operational Off-Road Equipment - Based on SCAQMD High Cube Warehouse Truck Trip Study White Paper Summary of Business Survey Results (2014)

Fleet Mix - Passenger Car Fleet Mix consist of LDA, LDT1, LDT2, and MDV

Table Name	Column Name	Default Value	New Value
tblConstructionPhase	NumDays	300.00	0.00
tblEnergyUse	LightingElect	2.37	1.66
tblEnergyUse	LightingElect	1.17	0.82
tblEnergyUse	T24E	1.06	0.74
tblEnergyUse	T24E	0.37	0.26
tblEnergyUse	T24NG	3.25	2.27
tblEnergyUse	T24NG	2.00	1.40
tblFleetMix	HHD	0.07	0.00
tblFleetMix	HHD	0.07	0.00
tblFleetMix	LDA	0.56	0.63
tblFleetMix	LDA	0.56	0.63
tblFleetMix	LDT1	0.03	0.04

Merrill Commerce Center (Phase B Operations - Passenger Cars) - San Bernardino-South Coast County, Annual

tblFleetMix	LDT1	0.03	0.04
tblFleetMix	LDT2	0.18	0.21
tblFleetMix	LDT2	0.18	0.21
tblFleetMix	LHD1	0.01	0.00
tblFleetMix	LHD1	0.01	0.00
tblFleetMix	LHD2	4.6610e-003	0.00
tblFleetMix	LHD2	4.6610e-003	0.00
tblFleetMix	MCY	5.6500e-003	0.00
tblFleetMix	MCY	5.6500e-003	0.00
tblFleetMix	MDV	0.11	0.12
tblFleetMix	MDV	0.11	0.12
tblFleetMix	MH	7.8400e-004	0.00
tblFleetMix	MH	7.8400e-004	0.00
tblFleetMix	MHD	0.02	0.00
tblFleetMix	MHD	0.02	0.00
tblFleetMix	OBUS	1.3660e-003	0.00
tblFleetMix	OBUS	1.3660e-003	0.00
tblFleetMix	SBUS	7.9500e-004	0.00
tblFleetMix	SBUS	7.9500e-004	0.00
tblFleetMix	UBUS	1.4510e-003	0.00
tblFleetMix	UBUS	1.4510e-003	0.00
tblLandUse	LotAcreage	101.76	192.59
tblOffRoadEquipment	OffRoadEquipmentUnitAmount	1.00	0.00
tblOffRoadEquipment	OffRoadEquipmentUnitAmount	3.00	0.00
tblOffRoadEquipment	OffRoadEquipmentUnitAmount	2.00	0.00
tblOperationalOffRoadEquipment	OperDaysPerYear	260.00	365.00
tblOperationalOffRoadEquipment	OperFuelType	Diesel	CNG

Merrill Commerce Center (Phase B Operations - Passenger Cars) - San Bernardino-South Coast County, Annual

tblOperationalOffRoadEquipment	OperHorsePower	97.00	200.00
tblOperationalOffRoadEquipment	OperHoursPerDay	8.00	4.00
tblOperationalOffRoadEquipment	OperOffRoadEquipmentNumber	0.00	17.00
tblVehicleEF	HHD	0.92	0.03
tblVehicleEF	HHD	0.04	0.05
tblVehicleEF	HHD	0.07	0.00
tblVehicleEF	HHD	2.19	8.64
tblVehicleEF	HHD	0.53	0.33
tblVehicleEF	HHD	1.62	2.1350e-003
tblVehicleEF	HHD	6,474.46	1,377.00
tblVehicleEF	HHD	1,422.33	1,260.88
tblVehicleEF	HHD	5.17	0.02
tblVehicleEF	HHD	18.43	7.06
tblVehicleEF	HHD	1.24	2.14
tblVehicleEF	HHD	4.8440e-003	2.9130e-003
tblVehicleEF	HHD	0.06	0.06
tblVehicleEF	HHD	0.04	0.04
tblVehicleEF	HHD	5.2540e-003	0.03
tblVehicleEF	HHD	4.6000e-005	0.00
tblVehicleEF	HHD	4.6350e-003	2.7870e-003
tblVehicleEF	HHD	0.03	0.03
tblVehicleEF	HHD	8.8780e-003	8.9140e-003
tblVehicleEF	HHD	5.0260e-003	0.02
tblVehicleEF	HHD	4.2000e-005	0.00
tblVehicleEF	HHD	6.8000e-005	2.0000e-006
tblVehicleEF	HHD	2.5340e-003	5.6000e-005
tblVehicleEF	HHD	0.58	0.58

Merrill Commerce Center (Phase B Operations - Passenger Cars) - San Bernardino-South Coast County, Annual

tblVehicleEF	HHD	4.2000e-005	1.0000e-006
tblVehicleEF	HHD	0.06	0.02
tblVehicleEF	HHD	1.6400e-004	2.7900e-004
tblVehicleEF	HHD	0.04	1.0000e-006
tblVehicleEF	HHD	0.06	0.01
tblVehicleEF	HHD	0.01	0.01
tblVehicleEF	HHD	7.8000e-005	0.00
tblVehicleEF	HHD	6.8000e-005	2.0000e-006
tblVehicleEF	HHD	2.5340e-003	5.6000e-005
tblVehicleEF	HHD	0.67	0.67
tblVehicleEF	HHD	4.2000e-005	1.0000e-006
tblVehicleEF	HHD	0.10	0.08
tblVehicleEF	HHD	1.6400e-004	2.7900e-004
tblVehicleEF	HHD	0.04	1.0000e-006
tblVehicleEF	HHD	0.87	0.03
tblVehicleEF	HHD	0.04	0.05
tblVehicleEF	HHD	0.07	0.00
tblVehicleEF	HHD	1.59	8.52
tblVehicleEF	HHD	0.53	0.33
tblVehicleEF	HHD	1.51	2.0010e-003
tblVehicleEF	HHD	6,859.11	1,359.81
tblVehicleEF	HHD	1,422.33	1,260.88
tblVehicleEF	HHD	5.17	0.02
tblVehicleEF	HHD	19.03	6.72
tblVehicleEF	HHD	1.17	2.02
tblVehicleEF	HHD	4.0840e-003	2.5690e-003
tblVehicleEF	HHD	0.06	0.06

Merrill Commerce Center (Phase B Operations - Passenger Cars) - San Bernardino-South Coast County, Annual

tblVehicleEF	HHD	0.04	0.04
tblVehicleEF	HHD	5.2540e-003	0.03
tblVehicleEF	HHD	4.6000e-005	0.00
tblVehicleEF	HHD	3.9070e-003	2.4580e-003
tblVehicleEF	HHD	0.03	0.03
tblVehicleEF	HHD	8.8780e-003	8.9140e-003
tblVehicleEF	HHD	5.0260e-003	0.02
tblVehicleEF	HHD	4.2000e-005	0.00
tblVehicleEF	HHD	1.3100e-004	4.0000e-006
tblVehicleEF	HHD	2.8230e-003	6.5000e-005
tblVehicleEF	HHD	0.55	0.62
tblVehicleEF	HHD	9.1000e-005	3.0000e-006
tblVehicleEF	HHD	0.06	0.02
tblVehicleEF	HHD	1.6500e-004	2.8700e-004
tblVehicleEF	HHD	0.04	1.0000e-006
tblVehicleEF	HHD	0.06	0.01
tblVehicleEF	HHD	0.01	0.01
tblVehicleEF	HHD	7.7000e-005	0.00
tblVehicleEF	HHD	1.3100e-004	4.0000e-006
tblVehicleEF	HHD	2.8230e-003	6.5000e-005
tblVehicleEF	HHD	0.63	0.71
tblVehicleEF	HHD	9.1000e-005	3.0000e-006
tblVehicleEF	HHD	0.10	0.08
tblVehicleEF	HHD	1.6500e-004	2.8700e-004
tblVehicleEF	HHD	0.04	1.0000e-006
tblVehicleEF	HHD	1.00	0.02
tblVehicleEF	HHD	0.04	9.2200e-004

Merrill Commerce Center (Phase B Operations - Passenger Cars) - San Bernardino-South Coast County, Annual

tblVehicleEF	HHD	0.07	0.00
tblVehicleEF	HHD	3.02	8.73
tblVehicleEF	HHD	0.53	0.18
tblVehicleEF	HHD	1.59	2.1050e-003
tblVehicleEF	HHD	5,943.27	1,387.51
tblVehicleEF	HHD	1,422.33	1,223.41
tblVehicleEF	HHD	5.17	0.02
tblVehicleEF	HHD	17.62	7.45
tblVehicleEF	HHD	1.22	2.08
tblVehicleEF	HHD	5.8940e-003	3.2570e-003
tblVehicleEF	HHD	0.06	0.06
tblVehicleEF	HHD	0.04	0.04
tblVehicleEF	HHD	5.2540e-003	0.03
tblVehicleEF	HHD	4.6000e-005	0.00
tblVehicleEF	HHD	5.6390e-003	3.1170e-003
tblVehicleEF	HHD	0.03	0.03
tblVehicleEF	HHD	8.8780e-003	8.8150e-003
tblVehicleEF	HHD	5.0260e-003	0.02
tblVehicleEF	HHD	4.2000e-005	0.00
tblVehicleEF	HHD	6.5000e-005	2.0000e-006
tblVehicleEF	HHD	2.7100e-003	6.5000e-005
tblVehicleEF	HHD	0.63	0.53
tblVehicleEF	HHD	4.1000e-005	1.0000e-006
tblVehicleEF	HHD	0.06	0.02
tblVehicleEF	HHD	1.7700e-004	2.9300e-004
tblVehicleEF	HHD	0.04	1.0000e-006
tblVehicleEF	HHD	0.06	0.01

Merrill Commerce Center (Phase B Operations - Passenger Cars) - San Bernardino-South Coast County, Annual

tblVehicleEF	HHD	0.01	0.01
tblVehicleEF	HHD	7.8000e-005	0.00
tblVehicleEF	HHD	6.5000e-005	2.0000e-006
tblVehicleEF	HHD	2.7100e-003	6.5000e-005
tblVehicleEF	HHD	0.72	0.61
tblVehicleEF	HHD	4.1000e-005	1.0000e-006
tblVehicleEF	HHD	0.10	0.02
tblVehicleEF	HHD	1.7700e-004	2.9300e-004
tblVehicleEF	HHD	0.04	1.0000e-006
tblVehicleEF	LDA	3.1880e-003	1.7080e-003
tblVehicleEF	LDA	3.8220e-003	0.04
tblVehicleEF	LDA	0.47	0.53
tblVehicleEF	LDA	0.91	1.93
tblVehicleEF	LDA	222.19	238.15
tblVehicleEF	LDA	50.72	48.93
tblVehicleEF	LDA	0.04	0.03
tblVehicleEF	LDA	1.6130e-003	1.2760e-003
tblVehicleEF	LDA	2.2290e-003	1.6410e-003
tblVehicleEF	LDA	1.4850e-003	1.1750e-003
tblVehicleEF	LDA	2.0500e-003	1.5090e-003
tblVehicleEF	LDA	0.04	0.05
tblVehicleEF	LDA	0.08	0.09
tblVehicleEF	LDA	0.03	0.04
tblVehicleEF	LDA	7.9920e-003	6.1620e-003
tblVehicleEF	LDA	0.03	0.19
tblVehicleEF	LDA	0.05	0.17
tblVehicleEF	LDA	2.2240e-003	2.3560e-003

Merrill Commerce Center (Phase B Operations - Passenger Cars) - San Bernardino-South Coast County, Annual

tblVehicleEF	LDA	5.2200e-004	4.8400e-004
tblVehicleEF	LDA	0.04	0.05
tblVehicleEF	LDA	0.08	0.09
tblVehicleEF	LDA	0.03	0.04
tblVehicleEF	LDA	0.01	8.9600e-003
tblVehicleEF	LDA	0.03	0.19
tblVehicleEF	LDA	0.06	0.19
tblVehicleEF	LDA	3.6270e-003	1.9600e-003
tblVehicleEF	LDA	3.1890e-003	0.03
tblVehicleEF	LDA	0.58	0.65
tblVehicleEF	LDA	0.75	1.61
tblVehicleEF	LDA	243.03	259.99
tblVehicleEF	LDA	50.72	48.33
tblVehicleEF	LDA	0.04	0.03
tblVehicleEF	LDA	1.6130e-003	1.2760e-003
tblVehicleEF	LDA	2.2290e-003	1.6410e-003
tblVehicleEF	LDA	1.4850e-003	1.1750e-003
tblVehicleEF	LDA	2.0500e-003	1.5090e-003
tblVehicleEF	LDA	0.07	0.10
tblVehicleEF	LDA	0.10	0.10
tblVehicleEF	LDA	0.06	0.08
tblVehicleEF	LDA	9.0770e-003	6.9860e-003
tblVehicleEF	LDA	0.03	0.19
tblVehicleEF	LDA	0.04	0.15
tblVehicleEF	LDA	2.4340e-003	2.5720e-003
tblVehicleEF	LDA	5.1900e-004	4.7800e-004
tblVehicleEF	LDA	0.07	0.10

Merrill Commerce Center (Phase B Operations - Passenger Cars) - San Bernardino-South Coast County, Annual

tblVehicleEF	LDA	0.10	0.10
tblVehicleEF	LDA	0.06	0.08
tblVehicleEF	LDA	0.01	0.01
tblVehicleEF	LDA	0.03	0.19
tblVehicleEF	LDA	0.05	0.16
tblVehicleEF	LDA	3.1050e-003	1.6660e-003
tblVehicleEF	LDA	3.8020e-003	0.04
tblVehicleEF	LDA	0.45	0.50
tblVehicleEF	LDA	0.89	1.90
tblVehicleEF	LDA	217.26	233.04
tblVehicleEF	LDA	50.72	48.87
tblVehicleEF	LDA	0.04	0.03
tblVehicleEF	LDA	1.6130e-003	1.2760e-003
tblVehicleEF	LDA	2.2290e-003	1.6410e-003
tblVehicleEF	LDA	1.4850e-003	1.1750e-003
tblVehicleEF	LDA	2.0500e-003	1.5090e-003
tblVehicleEF	LDA	0.04	0.05
tblVehicleEF	LDA	0.09	0.09
tblVehicleEF	LDA	0.03	0.04
tblVehicleEF	LDA	7.7850e-003	6.0060e-003
tblVehicleEF	LDA	0.04	0.22
tblVehicleEF	LDA	0.05	0.17
tblVehicleEF	LDA	2.1750e-003	2.3050e-003
tblVehicleEF	LDA	5.2200e-004	4.8400e-004
tblVehicleEF	LDA	0.04	0.05
tblVehicleEF	LDA	0.09	0.09
tblVehicleEF	LDA	0.03	0.04

Merrill Commerce Center (Phase B Operations - Passenger Cars) - San Bernardino-South Coast County, Annual

tblVehicleEF	LDA	0.01	8.7330e-003
tblVehicleEF	LDA	0.04	0.22
tblVehicleEF	LDA	0.06	0.19
tblVehicleEF	LDT1	9.7080e-003	4.5970e-003
tblVehicleEF	LDT1	0.01	0.06
tblVehicleEF	LDT1	1.15	1.02
tblVehicleEF	LDT1	2.64	2.15
tblVehicleEF	LDT1	283.82	283.77
tblVehicleEF	LDT1	64.79	59.69
tblVehicleEF	LDT1	0.12	0.08
tblVehicleEF	LDT1	2.3710e-003	1.7400e-003
tblVehicleEF	LDT1	3.2130e-003	2.2850e-003
tblVehicleEF	LDT1	2.1820e-003	1.6000e-003
tblVehicleEF	LDT1	2.9550e-003	2.1010e-003
tblVehicleEF	LDT1	0.15	0.15
tblVehicleEF	LDT1	0.27	0.21
tblVehicleEF	LDT1	0.10	0.11
tblVehicleEF	LDT1	0.02	0.02
tblVehicleEF	LDT1	0.17	0.69
tblVehicleEF	LDT1	0.18	0.31
tblVehicleEF	LDT1	2.8520e-003	2.8080e-003
tblVehicleEF	LDT1	6.9400e-004	5.9100e-004
tblVehicleEF	LDT1	0.15	0.15
tblVehicleEF	LDT1	0.27	0.21
tblVehicleEF	LDT1	0.10	0.11
tblVehicleEF	LDT1	0.04	0.03
tblVehicleEF	LDT1	0.17	0.69

Merrill Commerce Center (Phase B Operations - Passenger Cars) - San Bernardino-South Coast County, Annual

tblVehicleEF	LDT1	0.20	0.34
tblVehicleEF	LDT1	0.01	5.2210e-003
tblVehicleEF	LDT1	0.01	0.05
tblVehicleEF	LDT1	1.38	1.24
tblVehicleEF	LDT1	2.17	1.79
tblVehicleEF	LDT1	309.34	306.50
tblVehicleEF	LDT1	64.79	58.95
tblVehicleEF	LDT1	0.10	0.07
tblVehicleEF	LDT1	2.3710e-003	1.7400e-003
tblVehicleEF	LDT1	3.2130e-003	2.2850e-003
tblVehicleEF	LDT1	2.1820e-003	1.6000e-003
tblVehicleEF	LDT1	2.9550e-003	2.1010e-003
tblVehicleEF	LDT1	0.31	0.30
tblVehicleEF	LDT1	0.33	0.25
tblVehicleEF	LDT1	0.22	0.23
tblVehicleEF	LDT1	0.03	0.02
tblVehicleEF	LDT1	0.17	0.69
tblVehicleEF	LDT1	0.15	0.26
tblVehicleEF	LDT1	3.1100e-003	3.0330e-003
tblVehicleEF	LDT1	6.8600e-004	5.8300e-004
tblVehicleEF	LDT1	0.31	0.30
tblVehicleEF	LDT1	0.33	0.25
tblVehicleEF	LDT1	0.22	0.23
tblVehicleEF	LDT1	0.04	0.03
tblVehicleEF	LDT1	0.17	0.69
tblVehicleEF	LDT1	0.16	0.29
tblVehicleEF	LDT1	9.4580e-003	4.4920e-003

Merrill Commerce Center (Phase B Operations - Passenger Cars) - San Bernardino-South Coast County, Annual

tblVehicleEF	LDT1	0.01	0.06
tblVehicleEF	LDT1	1.09	0.97
tblVehicleEF	LDT1	2.60	2.11
tblVehicleEF	LDT1	277.82	278.38
tblVehicleEF	LDT1	64.79	59.63
tblVehicleEF	LDT1	0.11	0.08
tblVehicleEF	LDT1	2.3710e-003	1.7400e-003
tblVehicleEF	LDT1	3.2130e-003	2.2850e-003
tblVehicleEF	LDT1	2.1820e-003	1.6000e-003
tblVehicleEF	LDT1	2.9550e-003	2.1010e-003
tblVehicleEF	LDT1	0.16	0.15
tblVehicleEF	LDT1	0.31	0.23
tblVehicleEF	LDT1	0.10	0.10
tblVehicleEF	LDT1	0.02	0.02
tblVehicleEF	LDT1	0.20	0.81
tblVehicleEF	LDT1	0.18	0.31
tblVehicleEF	LDT1	2.7910e-003	2.7550e-003
tblVehicleEF	LDT1	6.9300e-004	5.9000e-004
tblVehicleEF	LDT1	0.16	0.15
tblVehicleEF	LDT1	0.31	0.23
tblVehicleEF	LDT1	0.10	0.10
tblVehicleEF	LDT1	0.03	0.03
tblVehicleEF	LDT1	0.20	0.81
tblVehicleEF	LDT1	0.20	0.34
tblVehicleEF	LDT2	4.9170e-003	3.0790e-003
tblVehicleEF	LDT2	5.8030e-003	0.06
tblVehicleEF	LDT2	0.67	0.77

Merrill Commerce Center (Phase B Operations - Passenger Cars) - San Bernardino-South Coast County, Annual

tblVehicleEF	LDT2	1.28	2.49
tblVehicleEF	LDT2	315.69	296.94
tblVehicleEF	LDT2	71.50	62.71
tblVehicleEF	LDT2	0.07	0.06
tblVehicleEF	LDT2	1.7520e-003	1.3590e-003
tblVehicleEF	LDT2	2.4460e-003	1.7340e-003
tblVehicleEF	LDT2	1.6110e-003	1.2500e-003
tblVehicleEF	LDT2	2.2490e-003	1.5950e-003
tblVehicleEF	LDT2	0.06	0.09
tblVehicleEF	LDT2	0.10	0.13
tblVehicleEF	LDT2	0.05	0.08
tblVehicleEF	LDT2	0.01	0.01
tblVehicleEF	LDT2	0.06	0.43
tblVehicleEF	LDT2	0.08	0.27
tblVehicleEF	LDT2	3.1620e-003	2.9380e-003
tblVehicleEF	LDT2	7.3600e-004	6.2100e-004
tblVehicleEF	LDT2	0.06	0.09
tblVehicleEF	LDT2	0.10	0.13
tblVehicleEF	LDT2	0.05	0.08
tblVehicleEF	LDT2	0.02	0.02
tblVehicleEF	LDT2	0.06	0.43
tblVehicleEF	LDT2	0.09	0.29
tblVehicleEF	LDT2	5.5770e-003	3.5190e-003
tblVehicleEF	LDT2	4.8410e-003	0.05
tblVehicleEF	LDT2	0.82	0.94
tblVehicleEF	LDT2	1.06	2.06
tblVehicleEF	LDT2	344.57	318.51

Merrill Commerce Center (Phase B Operations - Passenger Cars) - San Bernardino-South Coast County, Annual

tblVehicleEF	LDT2	71.50	61.89
tblVehicleEF	LDT2	0.06	0.06
tblVehicleEF	LDT2	1.7520e-003	1.3590e-003
tblVehicleEF	LDT2	2.4460e-003	1.7340e-003
tblVehicleEF	LDT2	1.6110e-003	1.2500e-003
tblVehicleEF	LDT2	2.2490e-003	1.5950e-003
tblVehicleEF	LDT2	0.11	0.18
tblVehicleEF	LDT2	0.12	0.15
tblVehicleEF	LDT2	0.10	0.16
tblVehicleEF	LDT2	0.01	0.01
tblVehicleEF	LDT2	0.06	0.43
tblVehicleEF	LDT2	0.07	0.23
tblVehicleEF	LDT2	3.4530e-003	3.1510e-003
tblVehicleEF	LDT2	7.3300e-004	6.1200e-004
tblVehicleEF	LDT2	0.11	0.18
tblVehicleEF	LDT2	0.12	0.15
tblVehicleEF	LDT2	0.10	0.16
tblVehicleEF	LDT2	0.02	0.02
tblVehicleEF	LDT2	0.06	0.43
tblVehicleEF	LDT2	0.07	0.25
tblVehicleEF	LDT2	4.7910e-003	3.0060e-003
tblVehicleEF	LDT2	5.7690e-003	0.06
tblVehicleEF	LDT2	0.64	0.73
tblVehicleEF	LDT2	1.26	2.45
tblVehicleEF	LDT2	308.90	291.83
tblVehicleEF	LDT2	71.50	62.64
tblVehicleEF	LDT2	0.06	0.06

Merrill Commerce Center (Phase B Operations - Passenger Cars) - San Bernardino-South Coast County, Annual

tblVehicleEF	LDT2	1.7520e-003	1.3590e-003
tblVehicleEF	LDT2	2.4460e-003	1.7340e-003
tblVehicleEF	LDT2	1.6110e-003	1.2500e-003
tblVehicleEF	LDT2	2.2490e-003	1.5950e-003
tblVehicleEF	LDT2	0.05	0.09
tblVehicleEF	LDT2	0.11	0.14
tblVehicleEF	LDT2	0.04	0.07
tblVehicleEF	LDT2	0.01	0.01
tblVehicleEF	LDT2	0.07	0.50
tblVehicleEF	LDT2	0.08	0.27
tblVehicleEF	LDT2	3.0940e-003	2.8870e-003
tblVehicleEF	LDT2	7.3600e-004	6.2000e-004
tblVehicleEF	LDT2	0.05	0.09
tblVehicleEF	LDT2	0.11	0.14
tblVehicleEF	LDT2	0.04	0.07
tblVehicleEF	LDT2	0.02	0.02
tblVehicleEF	LDT2	0.07	0.50
tblVehicleEF	LDT2	0.09	0.29
tblVehicleEF	LHD1	4.6720e-003	4.4980e-003
tblVehicleEF	LHD1	8.9900e-003	4.8130e-003
tblVehicleEF	LHD1	0.02	0.01
tblVehicleEF	LHD1	0.14	0.17
tblVehicleEF	LHD1	0.81	0.64
tblVehicleEF	LHD1	2.18	0.94
tblVehicleEF	LHD1	9.21	9.12
tblVehicleEF	LHD1	593.90	622.71
tblVehicleEF	LHD1	28.73	10.21

Merrill Commerce Center (Phase B Operations - Passenger Cars) - San Bernardino-South Coast County, Annual

tblVehicleEF	LHD1	0.08	0.07
tblVehicleEF	LHD1	1.68	1.13
tblVehicleEF	LHD1	9.5400e-004	9.8200e-004
tblVehicleEF	LHD1	0.01	0.01
tblVehicleEF	LHD1	0.01	9.4060e-003
tblVehicleEF	LHD1	8.2700e-004	2.3100e-004
tblVehicleEF	LHD1	9.1300e-004	9.4000e-004
tblVehicleEF	LHD1	2.5700e-003	2.5020e-003
tblVehicleEF	LHD1	0.01	8.9760e-003
tblVehicleEF	LHD1	7.6100e-004	2.1300e-004
tblVehicleEF	LHD1	3.3830e-003	2.6930e-003
tblVehicleEF	LHD1	0.10	0.08
tblVehicleEF	LHD1	0.02	0.02
tblVehicleEF	LHD1	1.7110e-003	1.3450e-003
tblVehicleEF	LHD1	0.07	0.05
tblVehicleEF	LHD1	0.35	0.54
tblVehicleEF	LHD1	0.22	0.06
tblVehicleEF	LHD1	9.2000e-005	8.8000e-005
tblVehicleEF	LHD1	5.8160e-003	6.0590e-003
tblVehicleEF	LHD1	3.2800e-004	1.0100e-004
tblVehicleEF	LHD1	3.3830e-003	2.6930e-003
tblVehicleEF	LHD1	0.10	0.08
tblVehicleEF	LHD1	0.02	0.03
tblVehicleEF	LHD1	1.7110e-003	1.3450e-003
tblVehicleEF	LHD1	0.09	0.07
tblVehicleEF	LHD1	0.35	0.54
tblVehicleEF	LHD1	0.24	0.07

Merrill Commerce Center (Phase B Operations - Passenger Cars) - San Bernardino-South Coast County, Annual

tblVehicleEF	LHD1	4.6720e-003	4.5120e-003
tblVehicleEF	LHD1	9.1960e-003	4.9120e-003
tblVehicleEF	LHD1	0.02	0.01
tblVehicleEF	LHD1	0.14	0.17
tblVehicleEF	LHD1	0.82	0.66
tblVehicleEF	LHD1	2.04	0.88
tblVehicleEF	LHD1	9.21	9.12
tblVehicleEF	LHD1	593.90	622.74
tblVehicleEF	LHD1	28.73	10.10
tblVehicleEF	LHD1	0.08	0.07
tblVehicleEF	LHD1	1.58	1.06
tblVehicleEF	LHD1	9.5400e-004	9.8200e-004
tblVehicleEF	LHD1	0.01	0.01
tblVehicleEF	LHD1	0.01	9.4060e-003
tblVehicleEF	LHD1	8.2700e-004	2.3100e-004
tblVehicleEF	LHD1	9.1300e-004	9.4000e-004
tblVehicleEF	LHD1	2.5700e-003	2.5020e-003
tblVehicleEF	LHD1	0.01	8.9760e-003
tblVehicleEF	LHD1	7.6100e-004	2.1300e-004
tblVehicleEF	LHD1	6.6270e-003	5.2970e-003
tblVehicleEF	LHD1	0.12	0.09
tblVehicleEF	LHD1	0.02	0.02
tblVehicleEF	LHD1	3.7910e-003	3.0170e-003
tblVehicleEF	LHD1	0.07	0.05
tblVehicleEF	LHD1	0.35	0.54
tblVehicleEF	LHD1	0.21	0.06
tblVehicleEF	LHD1	9.2000e-005	8.8000e-005

Merrill Commerce Center (Phase B Operations - Passenger Cars) - San Bernardino-South Coast County, Annual

tblVehicleEF	LHD1	5.8160e-003	6.0590e-003
tblVehicleEF	LHD1	3.2600e-004	1.0000e-004
tblVehicleEF	LHD1	6.6270e-003	5.2970e-003
tblVehicleEF	LHD1	0.12	0.09
tblVehicleEF	LHD1	0.02	0.03
tblVehicleEF	LHD1	3.7910e-003	3.0170e-003
tblVehicleEF	LHD1	0.09	0.07
tblVehicleEF	LHD1	0.35	0.54
tblVehicleEF	LHD1	0.23	0.07
tblVehicleEF	LHD1	4.6720e-003	4.5010e-003
tblVehicleEF	LHD1	9.0130e-003	4.8240e-003
tblVehicleEF	LHD1	0.02	0.01
tblVehicleEF	LHD1	0.14	0.17
tblVehicleEF	LHD1	0.81	0.64
tblVehicleEF	LHD1	2.15	0.92
tblVehicleEF	LHD1	9.21	9.12
tblVehicleEF	LHD1	593.90	622.72
tblVehicleEF	LHD1	28.73	10.18
tblVehicleEF	LHD1	0.08	0.07
tblVehicleEF	LHD1	1.65	1.11
tblVehicleEF	LHD1	9.5400e-004	9.8200e-004
tblVehicleEF	LHD1	0.01	0.01
tblVehicleEF	LHD1	0.01	9.4060e-003
tblVehicleEF	LHD1	8.2700e-004	2.3100e-004
tblVehicleEF	LHD1	9.1300e-004	9.4000e-004
tblVehicleEF	LHD1	2.5700e-003	2.5020e-003
tblVehicleEF	LHD1	0.01	8.9760e-003

Merrill Commerce Center (Phase B Operations - Passenger Cars) - San Bernardino-South Coast County, Annual

tblVehicleEF	LHD1	7.6100e-004	2.1300e-004
tblVehicleEF	LHD1	3.6120e-003	2.9190e-003
tblVehicleEF	LHD1	0.12	0.09
tblVehicleEF	LHD1	0.02	0.02
tblVehicleEF	LHD1	1.6770e-003	1.3230e-003
tblVehicleEF	LHD1	0.07	0.05
tblVehicleEF	LHD1	0.37	0.58
tblVehicleEF	LHD1	0.22	0.06
tblVehicleEF	LHD1	9.2000e-005	8.8000e-005
tblVehicleEF	LHD1	5.8160e-003	6.0590e-003
tblVehicleEF	LHD1	3.2800e-004	1.0100e-004
tblVehicleEF	LHD1	3.6120e-003	2.9190e-003
tblVehicleEF	LHD1	0.12	0.09
tblVehicleEF	LHD1	0.02	0.03
tblVehicleEF	LHD1	1.6770e-003	1.3230e-003
tblVehicleEF	LHD1	0.09	0.07
tblVehicleEF	LHD1	0.37	0.58
tblVehicleEF	LHD1	0.24	0.07
tblVehicleEF	LHD2	3.1420e-003	3.0290e-003
tblVehicleEF	LHD2	3.3700e-003	3.3290e-003
tblVehicleEF	LHD2	5.9590e-003	7.7710e-003
tblVehicleEF	LHD2	0.12	0.13
tblVehicleEF	LHD2	0.36	0.43
tblVehicleEF	LHD2	1.03	0.54
tblVehicleEF	LHD2	14.09	14.24
tblVehicleEF	LHD2	595.69	623.31
tblVehicleEF	LHD2	23.37	7.26

Merrill Commerce Center (Phase B Operations - Passenger Cars) - San Bernardino-South Coast County, Annual

tblVehicleEF	LHD2	0.10	0.10
tblVehicleEF	LHD2	0.94	1.21
tblVehicleEF	LHD2	1.2080e-003	1.4410e-003
tblVehicleEF	LHD2	0.01	0.01
tblVehicleEF	LHD2	0.01	0.01
tblVehicleEF	LHD2	3.6200e-004	1.1200e-004
tblVehicleEF	LHD2	1.1560e-003	1.3780e-003
tblVehicleEF	LHD2	2.6970e-003	2.7030e-003
tblVehicleEF	LHD2	9.9080e-003	0.01
tblVehicleEF	LHD2	3.3300e-004	1.0300e-004
tblVehicleEF	LHD2	1.0780e-003	1.3290e-003
tblVehicleEF	LHD2	0.03	0.04
tblVehicleEF	LHD2	0.01	0.02
tblVehicleEF	LHD2	6.0700e-004	7.2000e-004
tblVehicleEF	LHD2	0.05	0.05
tblVehicleEF	LHD2	0.07	0.24
tblVehicleEF	LHD2	0.08	0.04
tblVehicleEF	LHD2	1.3700e-004	1.3600e-004
tblVehicleEF	LHD2	5.7920e-003	6.0100e-003
tblVehicleEF	LHD2	2.5200e-004	7.2000e-005
tblVehicleEF	LHD2	1.0780e-003	1.3290e-003
tblVehicleEF	LHD2	0.03	0.04
tblVehicleEF	LHD2	0.02	0.02
tblVehicleEF	LHD2	6.0700e-004	7.2000e-004
tblVehicleEF	LHD2	0.05	0.06
tblVehicleEF	LHD2	0.07	0.24
tblVehicleEF	LHD2	0.09	0.04

Merrill Commerce Center (Phase B Operations - Passenger Cars) - San Bernardino-South Coast County, Annual

tblVehicleEF	LHD2	3.1420e-003	3.0380e-003
tblVehicleEF	LHD2	3.4100e-003	3.3590e-003
tblVehicleEF	LHD2	5.7050e-003	7.4220e-003
tblVehicleEF	LHD2	0.12	0.13
tblVehicleEF	LHD2	0.36	0.44
tblVehicleEF	LHD2	0.97	0.51
tblVehicleEF	LHD2	14.09	14.24
tblVehicleEF	LHD2	595.69	623.32
tblVehicleEF	LHD2	23.37	7.20
tblVehicleEF	LHD2	0.10	0.10
tblVehicleEF	LHD2	0.88	1.14
tblVehicleEF	LHD2	1.2080e-003	1.4410e-003
tblVehicleEF	LHD2	0.01	0.01
tblVehicleEF	LHD2	0.01	0.01
tblVehicleEF	LHD2	3.6200e-004	1.1200e-004
tblVehicleEF	LHD2	1.1560e-003	1.3780e-003
tblVehicleEF	LHD2	2.6970e-003	2.7030e-003
tblVehicleEF	LHD2	9.9080e-003	0.01
tblVehicleEF	LHD2	3.3300e-004	1.0300e-004
tblVehicleEF	LHD2	2.0680e-003	2.5650e-003
tblVehicleEF	LHD2	0.04	0.05
tblVehicleEF	LHD2	0.01	0.02
tblVehicleEF	LHD2	1.2890e-003	1.5490e-003
tblVehicleEF	LHD2	0.05	0.05
tblVehicleEF	LHD2	0.07	0.24
tblVehicleEF	LHD2	0.08	0.04
tblVehicleEF	LHD2	1.3700e-004	1.3600e-004

Merrill Commerce Center (Phase B Operations - Passenger Cars) - San Bernardino-South Coast County, Annual

tblVehicleEF	LHD2	5.7920e-003	6.0110e-003
tblVehicleEF	LHD2	2.5100e-004	7.1000e-005
tblVehicleEF	LHD2	2.0680e-003	2.5650e-003
tblVehicleEF	LHD2	0.04	0.05
tblVehicleEF	LHD2	0.02	0.02
tblVehicleEF	LHD2	1.2890e-003	1.5490e-003
tblVehicleEF	LHD2	0.05	0.06
tblVehicleEF	LHD2	0.07	0.24
tblVehicleEF	LHD2	0.08	0.04
tblVehicleEF	LHD2	3.1420e-003	3.0310e-003
tblVehicleEF	LHD2	3.3740e-003	3.3320e-003
tblVehicleEF	LHD2	5.9110e-003	7.7050e-003
tblVehicleEF	LHD2	0.12	0.13
tblVehicleEF	LHD2	0.36	0.43
tblVehicleEF	LHD2	1.02	0.54
tblVehicleEF	LHD2	14.09	14.24
tblVehicleEF	LHD2	595.69	623.31
tblVehicleEF	LHD2	23.37	7.24
tblVehicleEF	LHD2	0.10	0.10
tblVehicleEF	LHD2	0.92	1.20
tblVehicleEF	LHD2	1.2080e-003	1.4410e-003
tblVehicleEF	LHD2	0.01	0.01
tblVehicleEF	LHD2	0.01	0.01
tblVehicleEF	LHD2	3.6200e-004	1.1200e-004
tblVehicleEF	LHD2	1.1560e-003	1.3780e-003
tblVehicleEF	LHD2	2.6970e-003	2.7030e-003
tblVehicleEF	LHD2	9.9080e-003	0.01

Merrill Commerce Center (Phase B Operations - Passenger Cars) - San Bernardino-South Coast County, Annual

tblVehicleEF	LHD2	3.3300e-004	1.0300e-004
tblVehicleEF	LHD2	1.0780e-003	1.3530e-003
tblVehicleEF	LHD2	0.03	0.04
tblVehicleEF	LHD2	0.01	0.02
tblVehicleEF	LHD2	5.9100e-004	6.9900e-004
tblVehicleEF	LHD2	0.05	0.05
tblVehicleEF	LHD2	0.07	0.25
tblVehicleEF	LHD2	0.08	0.04
tblVehicleEF	LHD2	1.3700e-004	1.3600e-004
tblVehicleEF	LHD2	5.7920e-003	6.0100e-003
tblVehicleEF	LHD2	2.5200e-004	7.2000e-005
tblVehicleEF	LHD2	1.0780e-003	1.3530e-003
tblVehicleEF	LHD2	0.03	0.04
tblVehicleEF	LHD2	0.02	0.02
tblVehicleEF	LHD2	5.9100e-004	6.9900e-004
tblVehicleEF	LHD2	0.05	0.06
tblVehicleEF	LHD2	0.07	0.25
tblVehicleEF	LHD2	0.09	0.04
tblVehicleEF	MCY	0.44	0.33
tblVehicleEF	MCY	0.16	0.25
tblVehicleEF	MCY	19.41	19.66
tblVehicleEF	MCY	9.98	8.85
tblVehicleEF	MCY	169.81	211.00
tblVehicleEF	MCY	45.18	60.62
tblVehicleEF	MCY	1.15	1.15
tblVehicleEF	MCY	1.9700e-003	1.9320e-003
tblVehicleEF	MCY	3.3250e-003	2.8200e-003

Merrill Commerce Center (Phase B Operations - Passenger Cars) - San Bernardino-South Coast County, Annual

tblVehicleEF	MCY	1.8410e-003	1.8050e-003
tblVehicleEF	MCY	3.1250e-003	2.6490e-003
tblVehicleEF	MCY	1.43	1.45
tblVehicleEF	MCY	0.80	0.82
tblVehicleEF	MCY	0.78	0.79
tblVehicleEF	MCY	2.18	2.19
tblVehicleEF	MCY	0.45	1.82
tblVehicleEF	MCY	2.12	1.87
tblVehicleEF	MCY	2.0790e-003	2.0880e-003
tblVehicleEF	MCY	6.7700e-004	6.0000e-004
tblVehicleEF	MCY	1.43	1.45
tblVehicleEF	MCY	0.80	0.82
tblVehicleEF	MCY	0.78	0.79
tblVehicleEF	MCY	2.71	2.71
tblVehicleEF	MCY	0.45	1.82
tblVehicleEF	MCY	2.31	2.04
tblVehicleEF	MCY	0.43	0.32
tblVehicleEF	MCY	0.13	0.21
tblVehicleEF	MCY	19.54	19.80
tblVehicleEF	MCY	9.04	7.97
tblVehicleEF	MCY	169.81	211.03
tblVehicleEF	MCY	45.18	58.35
tblVehicleEF	MCY	0.98	0.98
tblVehicleEF	MCY	1.9700e-003	1.9320e-003
tblVehicleEF	MCY	3.3250e-003	2.8200e-003
tblVehicleEF	MCY	1.8410e-003	1.8050e-003
tblVehicleEF	MCY	3.1250e-003	2.6490e-003

Merrill Commerce Center (Phase B Operations - Passenger Cars) - San Bernardino-South Coast County, Annual

tblVehicleEF	MCY	3.10	3.13
tblVehicleEF	MCY	1.23	1.26
tblVehicleEF	MCY	2.07	2.09
tblVehicleEF	MCY	2.14	2.14
tblVehicleEF	MCY	0.45	1.81
tblVehicleEF	MCY	1.83	1.61
tblVehicleEF	MCY	2.0790e-003	2.0880e-003
tblVehicleEF	MCY	6.5300e-004	5.7700e-004
tblVehicleEF	MCY	3.10	3.13
tblVehicleEF	MCY	1.23	1.26
tblVehicleEF	MCY	2.07	2.09
tblVehicleEF	MCY	2.65	2.65
tblVehicleEF	MCY	0.45	1.81
tblVehicleEF	MCY	1.99	1.75
tblVehicleEF	MCY	0.43	0.32
tblVehicleEF	MCY	0.15	0.24
tblVehicleEF	MCY	18.58	18.81
tblVehicleEF	MCY	9.62	8.50
tblVehicleEF	MCY	169.81	209.52
tblVehicleEF	MCY	45.18	59.85
tblVehicleEF	MCY	1.11	1.11
tblVehicleEF	MCY	1.9700e-003	1.9320e-003
tblVehicleEF	MCY	3.3250e-003	2.8200e-003
tblVehicleEF	MCY	1.8410e-003	1.8050e-003
tblVehicleEF	MCY	3.1250e-003	2.6490e-003
tblVehicleEF	MCY	1.69	1.70
tblVehicleEF	MCY	1.07	1.09

Merrill Commerce Center (Phase B Operations - Passenger Cars) - San Bernardino-South Coast County, Annual

tblVehicleEF	MCY	0.70	0.70
tblVehicleEF	MCY	2.15	2.16
tblVehicleEF	MCY	0.52	2.09
tblVehicleEF	MCY	2.05	1.81
tblVehicleEF	MCY	2.0650e-003	2.0730e-003
tblVehicleEF	MCY	6.6900e-004	5.9200e-004
tblVehicleEF	MCY	1.69	1.70
tblVehicleEF	MCY	1.07	1.09
tblVehicleEF	MCY	0.70	0.70
tblVehicleEF	MCY	2.67	2.67
tblVehicleEF	MCY	0.52	2.09
tblVehicleEF	MCY	2.23	1.97
tblVehicleEF	MDV	9.3540e-003	3.8560e-003
tblVehicleEF	MDV	0.01	0.07
tblVehicleEF	MDV	1.04	0.86
tblVehicleEF	MDV	2.45	2.81
tblVehicleEF	MDV	439.27	371.74
tblVehicleEF	MDV	98.67	77.98
tblVehicleEF	MDV	0.13	0.08
tblVehicleEF	MDV	1.7830e-003	1.4230e-003
tblVehicleEF	MDV	2.4100e-003	1.7590e-003
tblVehicleEF	MDV	1.6430e-003	1.3120e-003
tblVehicleEF	MDV	2.2160e-003	1.6180e-003
tblVehicleEF	MDV	0.09	0.11
tblVehicleEF	MDV	0.18	0.15
tblVehicleEF	MDV	0.08	0.10
tblVehicleEF	MDV	0.02	0.02

Merrill Commerce Center (Phase B Operations - Passenger Cars) - San Bernardino-South Coast County, Annual

tblVehicleEF	MDV	0.10	0.47
tblVehicleEF	MDV	0.18	0.34
tblVehicleEF	MDV	4.3980e-003	3.6750e-003
tblVehicleEF	MDV	1.0290e-003	7.7200e-004
tblVehicleEF	MDV	0.09	0.11
tblVehicleEF	MDV	0.18	0.15
tblVehicleEF	MDV	0.08	0.10
tblVehicleEF	MDV	0.03	0.02
tblVehicleEF	MDV	0.10	0.47
tblVehicleEF	MDV	0.20	0.37
tblVehicleEF	MDV	0.01	4.4140e-003
tblVehicleEF	MDV	0.01	0.06
tblVehicleEF	MDV	1.27	1.05
tblVehicleEF	MDV	2.03	2.33
tblVehicleEF	MDV	478.15	394.46
tblVehicleEF	MDV	98.67	77.03
tblVehicleEF	MDV	0.11	0.07
tblVehicleEF	MDV	1.7830e-003	1.4230e-003
tblVehicleEF	MDV	2.4100e-003	1.7590e-003
tblVehicleEF	MDV	1.6430e-003	1.3120e-003
tblVehicleEF	MDV	2.2160e-003	1.6180e-003
tblVehicleEF	MDV	0.19	0.22
tblVehicleEF	MDV	0.21	0.18
tblVehicleEF	MDV	0.16	0.20
tblVehicleEF	MDV	0.03	0.02
tblVehicleEF	MDV	0.10	0.47
tblVehicleEF	MDV	0.15	0.29

Merrill Commerce Center (Phase B Operations - Passenger Cars) - San Bernardino-South Coast County, Annual

tblVehicleEF	MDV	4.7900e-003	3.9000e-003
tblVehicleEF	MDV	1.0220e-003	7.6200e-004
tblVehicleEF	MDV	0.19	0.22
tblVehicleEF	MDV	0.21	0.18
tblVehicleEF	MDV	0.16	0.20
tblVehicleEF	MDV	0.04	0.03
tblVehicleEF	MDV	0.10	0.47
tblVehicleEF	MDV	0.17	0.31
tblVehicleEF	MDV	9.1040e-003	3.7610e-003
tblVehicleEF	MDV	0.01	0.07
tblVehicleEF	MDV	0.99	0.81
tblVehicleEF	MDV	2.42	2.77
tblVehicleEF	MDV	430.20	366.36
tblVehicleEF	MDV	98.67	77.90
tblVehicleEF	MDV	0.12	0.07
tblVehicleEF	MDV	1.7830e-003	1.4230e-003
tblVehicleEF	MDV	2.4100e-003	1.7590e-003
tblVehicleEF	MDV	1.6430e-003	1.3120e-003
tblVehicleEF	MDV	2.2160e-003	1.6180e-003
tblVehicleEF	MDV	0.09	0.10
tblVehicleEF	MDV	0.20	0.17
tblVehicleEF	MDV	0.08	0.09
tblVehicleEF	MDV	0.02	0.02
tblVehicleEF	MDV	0.12	0.55
tblVehicleEF	MDV	0.18	0.34
tblVehicleEF	MDV	4.3070e-003	3.6210e-003
tblVehicleEF	MDV	1.0290e-003	7.7100e-004

Merrill Commerce Center (Phase B Operations - Passenger Cars) - San Bernardino-South Coast County, Annual

tblVehicleEF	MDV	0.09	0.10
tblVehicleEF	MDV	0.20	0.17
tblVehicleEF	MDV	0.08	0.09
tblVehicleEF	MDV	0.03	0.02
tblVehicleEF	MDV	0.12	0.55
tblVehicleEF	MDV	0.20	0.37
tblVehicleEF	MH	0.02	3.5960e-003
tblVehicleEF	MH	0.02	0.00
tblVehicleEF	MH	1.94	0.33
tblVehicleEF	MH	5.34	0.00
tblVehicleEF	MH	1,048.24	928.73
tblVehicleEF	MH	58.51	0.00
tblVehicleEF	MH	1.28	4.11
tblVehicleEF	MH	0.01	0.02
tblVehicleEF	MH	0.03	0.12
tblVehicleEF	MH	1.0110e-003	0.00
tblVehicleEF	MH	3.2250e-003	4.0000e-003
tblVehicleEF	MH	0.03	0.12
tblVehicleEF	MH	9.3000e-004	0.00
tblVehicleEF	MH	1.22	0.00
tblVehicleEF	MH	0.08	0.00
tblVehicleEF	MH	0.43	0.00
tblVehicleEF	MH	0.07	0.08
tblVehicleEF	MH	0.03	0.00
tblVehicleEF	MH	0.31	0.00
tblVehicleEF	MH	0.01	8.7800e-003
tblVehicleEF	MH	6.7800e-004	0.00

Merrill Commerce Center (Phase B Operations - Passenger Cars) - San Bernardino-South Coast County, Annual

tblVehicleEF	MH	1.22	0.00
tblVehicleEF	MH	0.08	0.00
tblVehicleEF	MH	0.43	0.00
tblVehicleEF	MH	0.10	0.09
tblVehicleEF	MH	0.03	0.00
tblVehicleEF	MH	0.34	0.00
tblVehicleEF	MH	0.02	3.5960e-003
tblVehicleEF	MH	0.02	0.00
tblVehicleEF	MH	2.01	0.33
tblVehicleEF	MH	4.87	0.00
tblVehicleEF	MH	1,048.24	928.73
tblVehicleEF	MH	58.51	0.00
tblVehicleEF	MH	1.17	3.87
tblVehicleEF	MH	0.01	0.02
tblVehicleEF	MH	0.03	0.12
tblVehicleEF	MH	1.0110e-003	0.00
tblVehicleEF	MH	3.2250e-003	4.0000e-003
tblVehicleEF	MH	0.03	0.12
tblVehicleEF	MH	9.3000e-004	0.00
tblVehicleEF	MH	2.40	0.00
tblVehicleEF	MH	0.09	0.00
tblVehicleEF	MH	1.01	0.00
tblVehicleEF	MH	0.08	0.08
tblVehicleEF	MH	0.03	0.00
tblVehicleEF	MH	0.29	0.00
tblVehicleEF	MH	0.01	8.7800e-003
tblVehicleEF	MH	6.7000e-004	0.00

Merrill Commerce Center (Phase B Operations - Passenger Cars) - San Bernardino-South Coast County, Annual

tblVehicleEF	MH	2.40	0.00
tblVehicleEF	MH	0.09	0.00
tblVehicleEF	MH	1.01	0.00
tblVehicleEF	MH	0.10	0.09
tblVehicleEF	MH	0.03	0.00
tblVehicleEF	MH	0.32	0.00
tblVehicleEF	MH	0.02	3.5960e-003
tblVehicleEF	MH	0.02	0.00
tblVehicleEF	MH	1.94	0.33
tblVehicleEF	MH	5.29	0.00
tblVehicleEF	MH	1,048.24	928.73
tblVehicleEF	MH	58.51	0.00
tblVehicleEF	MH	1.25	4.05
tblVehicleEF	MH	0.01	0.02
tblVehicleEF	MH	0.03	0.12
tblVehicleEF	MH	1.0110e-003	0.00
tblVehicleEF	MH	3.2250e-003	4.0000e-003
tblVehicleEF	MH	0.03	0.12
tblVehicleEF	MH	9.3000e-004	0.00
tblVehicleEF	MH	1.42	0.00
tblVehicleEF	MH	0.09	0.00
tblVehicleEF	MH	0.44	0.00
tblVehicleEF	MH	0.07	0.08
tblVehicleEF	MH	0.03	0.00
tblVehicleEF	MH	0.31	0.00
tblVehicleEF	MH	0.01	8.7800e-003
tblVehicleEF	MH	6.7700e-004	0.00

Merrill Commerce Center (Phase B Operations - Passenger Cars) - San Bernardino-South Coast County, Annual

tblVehicleEF	MH	1.42	0.00
tblVehicleEF	MH	0.09	0.00
tblVehicleEF	MH	0.44	0.00
tblVehicleEF	MH	0.10	0.09
tblVehicleEF	MH	0.03	0.00
tblVehicleEF	MH	0.34	0.00
tblVehicleEF	MHD	0.02	3.0370e-003
tblVehicleEF	MHD	2.3730e-003	1.0670e-003
tblVehicleEF	MHD	0.04	7.4460e-003
tblVehicleEF	MHD	0.29	0.34
tblVehicleEF	MHD	0.21	0.14
tblVehicleEF	MHD	3.98	0.80
tblVehicleEF	MHD	157.13	63.12
tblVehicleEF	MHD	1,097.93	940.09
tblVehicleEF	MHD	49.45	7.43
tblVehicleEF	MHD	0.42	0.34
tblVehicleEF	MHD	0.63	1.01
tblVehicleEF	MHD	9.1000e-005	2.4100e-004
tblVehicleEF	MHD	2.7720e-003	7.6590e-003
tblVehicleEF	MHD	6.6500e-004	8.6000e-005
tblVehicleEF	MHD	8.7000e-005	2.3000e-004
tblVehicleEF	MHD	2.6480e-003	7.3240e-003
tblVehicleEF	MHD	6.1100e-004	7.9000e-005
tblVehicleEF	MHD	9.7700e-004	4.4300e-004
tblVehicleEF	MHD	0.03	0.02
tblVehicleEF	MHD	0.02	0.02
tblVehicleEF	MHD	5.2700e-004	2.3800e-004

Merrill Commerce Center (Phase B Operations - Passenger Cars) - San Bernardino-South Coast County, Annual

tblVehicleEF	MHD	0.03	0.01
tblVehicleEF	MHD	0.01	0.08
tblVehicleEF	MHD	0.24	0.04
tblVehicleEF	MHD	1.5090e-003	5.9900e-004
tblVehicleEF	MHD	0.01	8.9580e-003
tblVehicleEF	MHD	5.6400e-004	7.4000e-005
tblVehicleEF	MHD	9.7700e-004	4.4300e-004
tblVehicleEF	MHD	0.03	0.02
tblVehicleEF	MHD	0.03	0.02
tblVehicleEF	MHD	5.2700e-004	2.3800e-004
tblVehicleEF	MHD	0.03	0.01
tblVehicleEF	MHD	0.01	0.08
tblVehicleEF	MHD	0.27	0.04
tblVehicleEF	MHD	0.01	2.8930e-003
tblVehicleEF	MHD	2.4050e-003	1.0900e-003
tblVehicleEF	MHD	0.04	7.1060e-003
tblVehicleEF	MHD	0.21	0.29
tblVehicleEF	MHD	0.21	0.15
tblVehicleEF	MHD	3.72	0.75
tblVehicleEF	MHD	166.43	62.88
tblVehicleEF	MHD	1,097.93	940.09
tblVehicleEF	MHD	49.45	7.34
tblVehicleEF	MHD	0.44	0.33
tblVehicleEF	MHD	0.59	0.95
tblVehicleEF	MHD	7.6000e-005	2.0600e-004
tblVehicleEF	MHD	2.7720e-003	7.6590e-003
tblVehicleEF	MHD	6.6500e-004	8.6000e-005

Merrill Commerce Center (Phase B Operations - Passenger Cars) - San Bernardino-South Coast County, Annual

tblVehicleEF	MHD	7.3000e-005	1.9700e-004
tblVehicleEF	MHD	2.6480e-003	7.3240e-003
tblVehicleEF	MHD	6.1100e-004	7.9000e-005
tblVehicleEF	MHD	1.9120e-003	8.6600e-004
tblVehicleEF	MHD	0.04	0.02
tblVehicleEF	MHD	0.02	0.01
tblVehicleEF	MHD	1.1780e-003	5.3200e-004
tblVehicleEF	MHD	0.03	0.01
tblVehicleEF	MHD	0.01	0.08
tblVehicleEF	MHD	0.23	0.04
tblVehicleEF	MHD	1.5970e-003	5.9700e-004
tblVehicleEF	MHD	0.01	8.9590e-003
tblVehicleEF	MHD	5.6000e-004	7.3000e-005
tblVehicleEF	MHD	1.9120e-003	8.6600e-004
tblVehicleEF	MHD	0.04	0.02
tblVehicleEF	MHD	0.03	0.02
tblVehicleEF	MHD	1.1780e-003	5.3200e-004
tblVehicleEF	MHD	0.03	0.01
tblVehicleEF	MHD	0.01	0.08
tblVehicleEF	MHD	0.25	0.04
tblVehicleEF	MHD	0.02	3.2500e-003
tblVehicleEF	MHD	2.3770e-003	1.0690e-003
tblVehicleEF	MHD	0.04	7.3590e-003
tblVehicleEF	MHD	0.41	0.40
tblVehicleEF	MHD	0.21	0.14
tblVehicleEF	MHD	3.91	0.79
tblVehicleEF	MHD	144.26	63.46

Merrill Commerce Center (Phase B Operations - Passenger Cars) - San Bernardino-South Coast County, Annual

tblVehicleEF	MHD	1,097.93	940.09
tblVehicleEF	MHD	49.45	7.41
tblVehicleEF	MHD	0.40	0.36
tblVehicleEF	MHD	0.62	0.99
tblVehicleEF	MHD	1.1000e-004	2.8900e-004
tblVehicleEF	MHD	2.7720e-003	7.6590e-003
tblVehicleEF	MHD	6.6500e-004	8.6000e-005
tblVehicleEF	MHD	1.0600e-004	2.7600e-004
tblVehicleEF	MHD	2.6480e-003	7.3240e-003
tblVehicleEF	MHD	6.1100e-004	7.9000e-005
tblVehicleEF	MHD	1.0160e-003	4.6200e-004
tblVehicleEF	MHD	0.04	0.02
tblVehicleEF	MHD	0.02	0.02
tblVehicleEF	MHD	5.1300e-004	2.3200e-004
tblVehicleEF	MHD	0.03	0.01
tblVehicleEF	MHD	0.01	0.09
tblVehicleEF	MHD	0.24	0.04
tblVehicleEF	MHD	1.3880e-003	6.0200e-004
tblVehicleEF	MHD	0.01	8.9580e-003
tblVehicleEF	MHD	5.6300e-004	7.3000e-005
tblVehicleEF	MHD	1.0160e-003	4.6200e-004
tblVehicleEF	MHD	0.04	0.02
tblVehicleEF	MHD	0.03	0.02
tblVehicleEF	MHD	5.1300e-004	2.3200e-004
tblVehicleEF	MHD	0.03	0.01
tblVehicleEF	MHD	0.01	0.09
tblVehicleEF	MHD	0.26	0.04

Merrill Commerce Center (Phase B Operations - Passenger Cars) - San Bernardino-South Coast County, Annual

tblVehicleEF	OBUS	0.01	9.0060e-003
tblVehicleEF	OBUS	6.2520e-003	5.7900e-003
tblVehicleEF	OBUS	0.03	0.02
tblVehicleEF	OBUS	0.24	0.51
tblVehicleEF	OBUS	0.41	0.69
tblVehicleEF	OBUS	5.29	2.52
tblVehicleEF	OBUS	65.82	66.45
tblVehicleEF	OBUS	1,119.44	1,394.03
tblVehicleEF	OBUS	69.89	20.71
tblVehicleEF	OBUS	0.13	0.24
tblVehicleEF	OBUS	0.44	0.87
tblVehicleEF	OBUS	1.1000e-005	8.1000e-005
tblVehicleEF	OBUS	2.0200e-003	6.3490e-003
tblVehicleEF	OBUS	9.5000e-004	2.3700e-004
tblVehicleEF	OBUS	1.1000e-005	7.8000e-005
tblVehicleEF	OBUS	1.9090e-003	6.0530e-003
tblVehicleEF	OBUS	8.7400e-004	2.1800e-004
tblVehicleEF	OBUS	1.8990e-003	2.7570e-003
tblVehicleEF	OBUS	0.02	0.03
tblVehicleEF	OBUS	0.03	0.05
tblVehicleEF	OBUS	8.3600e-004	1.1520e-003
tblVehicleEF	OBUS	0.03	0.03
tblVehicleEF	OBUS	0.05	0.32
tblVehicleEF	OBUS	0.33	0.12
tblVehicleEF	OBUS	6.4000e-004	6.3400e-004
tblVehicleEF	OBUS	0.01	0.01
tblVehicleEF	OBUS	7.9100e-004	2.0500e-004

Merrill Commerce Center (Phase B Operations - Passenger Cars) - San Bernardino-South Coast County, Annual

tblVehicleEF	OBUS	1.8990e-003	2.7570e-003
tblVehicleEF	OBUS	0.02	0.03
tblVehicleEF	OBUS	0.04	0.06
tblVehicleEF	OBUS	8.3600e-004	1.1520e-003
tblVehicleEF	OBUS	0.04	0.04
tblVehicleEF	OBUS	0.05	0.32
tblVehicleEF	OBUS	0.36	0.13
tblVehicleEF	OBUS	0.01	9.0820e-003
tblVehicleEF	OBUS	6.4110e-003	5.9630e-003
tblVehicleEF	OBUS	0.02	0.02
tblVehicleEF	OBUS	0.24	0.51
tblVehicleEF	OBUS	0.42	0.71
tblVehicleEF	OBUS	4.85	2.32
tblVehicleEF	OBUS	68.71	65.76
tblVehicleEF	OBUS	1,119.44	1,394.07
tblVehicleEF	OBUS	69.89	20.35
tblVehicleEF	OBUS	0.13	0.23
tblVehicleEF	OBUS	0.41	0.80
tblVehicleEF	OBUS	1.0000e-005	7.2000e-005
tblVehicleEF	OBUS	2.0200e-003	6.3490e-003
tblVehicleEF	OBUS	9.5000e-004	2.3700e-004
tblVehicleEF	OBUS	9.0000e-006	6.9000e-005
tblVehicleEF	OBUS	1.9090e-003	6.0530e-003
tblVehicleEF	OBUS	8.7400e-004	2.1800e-004
tblVehicleEF	OBUS	3.6770e-003	5.3510e-003
tblVehicleEF	OBUS	0.02	0.03
tblVehicleEF	OBUS	0.03	0.05

Merrill Commerce Center (Phase B Operations - Passenger Cars) - San Bernardino-South Coast County, Annual

tblVehicleEF	OBUS	1.8930e-003	2.6140e-003
tblVehicleEF	OBUS	0.03	0.03
tblVehicleEF	OBUS	0.05	0.32
tblVehicleEF	OBUS	0.31	0.11
tblVehicleEF	OBUS	6.6800e-004	6.2800e-004
tblVehicleEF	OBUS	0.01	0.01
tblVehicleEF	OBUS	7.8400e-004	2.0100e-004
tblVehicleEF	OBUS	3.6770e-003	5.3510e-003
tblVehicleEF	OBUS	0.02	0.03
tblVehicleEF	OBUS	0.04	0.06
tblVehicleEF	OBUS	1.8930e-003	2.6140e-003
tblVehicleEF	OBUS	0.04	0.04
tblVehicleEF	OBUS	0.05	0.32
tblVehicleEF	OBUS	0.34	0.12
tblVehicleEF	OBUS	0.01	8.9410e-003
tblVehicleEF	OBUS	6.2690e-003	5.8090e-003
tblVehicleEF	OBUS	0.03	0.02
tblVehicleEF	OBUS	0.25	0.51
tblVehicleEF	OBUS	0.41	0.69
tblVehicleEF	OBUS	5.25	2.51
tblVehicleEF	OBUS	61.82	67.41
tblVehicleEF	OBUS	1,119.44	1,394.04
tblVehicleEF	OBUS	69.89	20.67
tblVehicleEF	OBUS	0.12	0.26
tblVehicleEF	OBUS	0.43	0.86
tblVehicleEF	OBUS	1.4000e-005	9.4000e-005
tblVehicleEF	OBUS	2.0200e-003	6.3490e-003

Merrill Commerce Center (Phase B Operations - Passenger Cars) - San Bernardino-South Coast County, Annual

tblVehicleEF	OBUS	9.5000e-004	2.3700e-004
tblVehicleEF	OBUS	1.3000e-005	9.0000e-005
tblVehicleEF	OBUS	1.9090e-003	6.0530e-003
tblVehicleEF	OBUS	8.7400e-004	2.1800e-004
tblVehicleEF	OBUS	1.9540e-003	2.9210e-003
tblVehicleEF	OBUS	0.02	0.03
tblVehicleEF	OBUS	0.03	0.05
tblVehicleEF	OBUS	8.3000e-004	1.1560e-003
tblVehicleEF	OBUS	0.03	0.03
tblVehicleEF	OBUS	0.05	0.34
tblVehicleEF	OBUS	0.33	0.12
tblVehicleEF	OBUS	6.0200e-004	6.4400e-004
tblVehicleEF	OBUS	0.01	0.01
tblVehicleEF	OBUS	7.9100e-004	2.0500e-004
tblVehicleEF	OBUS	1.9540e-003	2.9210e-003
tblVehicleEF	OBUS	0.02	0.03
tblVehicleEF	OBUS	0.04	0.06
tblVehicleEF	OBUS	8.3000e-004	1.1560e-003
tblVehicleEF	OBUS	0.04	0.04
tblVehicleEF	OBUS	0.05	0.34
tblVehicleEF	OBUS	0.36	0.13
tblVehicleEF	SBUS	0.82	0.05
tblVehicleEF	SBUS	8.4750e-003	5.6520e-003
tblVehicleEF	SBUS	0.06	4.4230e-003
tblVehicleEF	SBUS	6.01	2.12
tblVehicleEF	SBUS	0.53	0.48
tblVehicleEF	SBUS	5.05	0.58

Merrill Commerce Center (Phase B Operations - Passenger Cars) - San Bernardino-South Coast County, Annual

tblVehicleEF	SBUS	1,217.18	331.70
tblVehicleEF	SBUS	1,113.27	1,082.52
tblVehicleEF	SBUS	40.27	3.48
tblVehicleEF	SBUS	9.36	3.05
tblVehicleEF	SBUS	3.61	4.26
tblVehicleEF	SBUS	7.8830e-003	2.9700e-003
tblVehicleEF	SBUS	0.01	0.01
tblVehicleEF	SBUS	0.02	0.02
tblVehicleEF	SBUS	5.9900e-004	3.5000e-005
tblVehicleEF	SBUS	7.5420e-003	2.8410e-003
tblVehicleEF	SBUS	2.7330e-003	2.7420e-003
tblVehicleEF	SBUS	0.02	0.02
tblVehicleEF	SBUS	5.5100e-004	3.2000e-005
tblVehicleEF	SBUS	3.0330e-003	7.5800e-004
tblVehicleEF	SBUS	0.02	5.7310e-003
tblVehicleEF	SBUS	0.71	0.22
tblVehicleEF	SBUS	1.4390e-003	3.8400e-004
tblVehicleEF	SBUS	0.10	0.08
tblVehicleEF	SBUS	9.3710e-003	0.03
tblVehicleEF	SBUS	0.27	0.03
tblVehicleEF	SBUS	0.01	3.1550e-003
tblVehicleEF	SBUS	0.01	0.01
tblVehicleEF	SBUS	4.9000e-004	3.4000e-005
tblVehicleEF	SBUS	3.0330e-003	7.5800e-004
tblVehicleEF	SBUS	0.02	5.7310e-003
tblVehicleEF	SBUS	1.02	0.31
tblVehicleEF	SBUS	1.4390e-003	3.8400e-004

Merrill Commerce Center (Phase B Operations - Passenger Cars) - San Bernardino-South Coast County, Annual

tblVehicleEF	SBUS	0.11	0.10
tblVehicleEF	SBUS	9.3710e-003	0.03
tblVehicleEF	SBUS	0.29	0.03
tblVehicleEF	SBUS	0.82	0.05
tblVehicleEF	SBUS	8.6200e-003	5.7220e-003
tblVehicleEF	SBUS	0.05	3.6550e-003
tblVehicleEF	SBUS	5.89	2.09
tblVehicleEF	SBUS	0.53	0.49
tblVehicleEF	SBUS	3.46	0.41
tblVehicleEF	SBUS	1,277.69	337.86
tblVehicleEF	SBUS	1,113.27	1,082.54
tblVehicleEF	SBUS	40.27	3.19
tblVehicleEF	SBUS	9.66	3.09
tblVehicleEF	SBUS	3.39	3.99
tblVehicleEF	SBUS	6.6460e-003	2.5130e-003
tblVehicleEF	SBUS	0.01	0.01
tblVehicleEF	SBUS	0.02	0.02
tblVehicleEF	SBUS	5.9900e-004	3.5000e-005
tblVehicleEF	SBUS	6.3580e-003	2.4040e-003
tblVehicleEF	SBUS	2.7330e-003	2.7420e-003
tblVehicleEF	SBUS	0.02	0.02
tblVehicleEF	SBUS	5.5100e-004	3.2000e-005
tblVehicleEF	SBUS	5.7580e-003	1.3700e-003
tblVehicleEF	SBUS	0.02	5.9610e-003
tblVehicleEF	SBUS	0.71	0.22
tblVehicleEF	SBUS	3.0800e-003	7.3800e-004
tblVehicleEF	SBUS	0.10	0.08

Merrill Commerce Center (Phase B Operations - Passenger Cars) - San Bernardino-South Coast County, Annual

tblVehicleEF	SBUS	8.5600e-003	0.03
tblVehicleEF	SBUS	0.22	0.02
tblVehicleEF	SBUS	0.01	3.2130e-003
tblVehicleEF	SBUS	0.01	0.01
tblVehicleEF	SBUS	4.6300e-004	3.2000e-005
tblVehicleEF	SBUS	5.7580e-003	1.3700e-003
tblVehicleEF	SBUS	0.02	5.9610e-003
tblVehicleEF	SBUS	1.02	0.31
tblVehicleEF	SBUS	3.0800e-003	7.3800e-004
tblVehicleEF	SBUS	0.11	0.10
tblVehicleEF	SBUS	8.5600e-003	0.03
tblVehicleEF	SBUS	0.24	0.02
tblVehicleEF	SBUS	0.82	0.05
tblVehicleEF	SBUS	8.4790e-003	5.6490e-003
tblVehicleEF	SBUS	0.06	4.5230e-003
tblVehicleEF	SBUS	6.17	2.16
tblVehicleEF	SBUS	0.53	0.48
tblVehicleEF	SBUS	5.10	0.60
tblVehicleEF	SBUS	1,133.61	323.18
tblVehicleEF	SBUS	1,113.27	1,082.52
tblVehicleEF	SBUS	40.27	3.50
tblVehicleEF	SBUS	8.94	2.98
tblVehicleEF	SBUS	3.56	4.20
tblVehicleEF	SBUS	9.5930e-003	3.6010e-003
tblVehicleEF	SBUS	0.01	0.01
tblVehicleEF	SBUS	0.02	0.02
tblVehicleEF	SBUS	5.9900e-004	3.5000e-005

Merrill Commerce Center (Phase B Operations - Passenger Cars) - San Bernardino-South Coast County, Annual

tblVehicleEF	SBUS	9.1780e-003	3.4450e-003
tblVehicleEF	SBUS	2.7330e-003	2.7420e-003
tblVehicleEF	SBUS	0.02	0.02
tblVehicleEF	SBUS	5.5100e-004	3.2000e-005
tblVehicleEF	SBUS	2.9290e-003	7.0600e-004
tblVehicleEF	SBUS	0.02	5.8560e-003
tblVehicleEF	SBUS	0.71	0.22
tblVehicleEF	SBUS	1.4140e-003	3.8400e-004
tblVehicleEF	SBUS	0.10	0.08
tblVehicleEF	SBUS	0.01	0.04
tblVehicleEF	SBUS	0.27	0.03
tblVehicleEF	SBUS	0.01	3.0740e-003
tblVehicleEF	SBUS	0.01	0.01
tblVehicleEF	SBUS	4.9100e-004	3.5000e-005
tblVehicleEF	SBUS	2.9290e-003	7.0600e-004
tblVehicleEF	SBUS	0.02	5.8560e-003
tblVehicleEF	SBUS	1.03	0.31
tblVehicleEF	SBUS	1.4140e-003	3.8400e-004
tblVehicleEF	SBUS	0.11	0.10
tblVehicleEF	SBUS	0.01	0.04
tblVehicleEF	SBUS	0.29	0.03
tblVehicleEF	UBUS	1.54	4.21
tblVehicleEF	UBUS	0.08	0.02
tblVehicleEF	UBUS	7.71	32.80
tblVehicleEF	UBUS	12.81	1.41
tblVehicleEF	UBUS	1,799.11	1,717.67
tblVehicleEF	UBUS	140.33	16.41

Merrill Commerce Center (Phase B Operations - Passenger Cars) - San Bernardino-South Coast County, Annual

tblVehicleEF	UBUS	4.15	0.36
tblVehicleEF	UBUS	0.51	0.08
tblVehicleEF	UBUS	0.01	0.03
tblVehicleEF	UBUS	0.04	2.7180e-003
tblVehicleEF	UBUS	1.4670e-003	2.1400e-004
tblVehicleEF	UBUS	0.22	0.03
tblVehicleEF	UBUS	3.0000e-003	6.3130e-003
tblVehicleEF	UBUS	0.04	2.5830e-003
tblVehicleEF	UBUS	1.3480e-003	1.9700e-004
tblVehicleEF	UBUS	7.2070e-003	1.6210e-003
tblVehicleEF	UBUS	0.10	8.9290e-003
tblVehicleEF	UBUS	3.6150e-003	6.9100e-004
tblVehicleEF	UBUS	0.42	0.06
tblVehicleEF	UBUS	0.02	0.03
tblVehicleEF	UBUS	1.06	0.07
tblVehicleEF	UBUS	9.4600e-003	3.7390e-003
tblVehicleEF	UBUS	1.6370e-003	1.6200e-004
tblVehicleEF	UBUS	7.2070e-003	1.6210e-003
tblVehicleEF	UBUS	0.10	8.9290e-003
tblVehicleEF	UBUS	3.6150e-003	6.9100e-004
tblVehicleEF	UBUS	2.00	4.30
tblVehicleEF	UBUS	0.02	0.03
tblVehicleEF	UBUS	1.17	0.07
tblVehicleEF	UBUS	1.54	4.21
tblVehicleEF	UBUS	0.07	0.02
tblVehicleEF	UBUS	7.78	32.80
tblVehicleEF	UBUS	10.55	1.16

Merrill Commerce Center (Phase B Operations - Passenger Cars) - San Bernardino-South Coast County, Annual

tblVehicleEF	UBUS	1,799.11	1,717.67
tblVehicleEF	UBUS	140.33	15.98
tblVehicleEF	UBUS	3.85	0.35
tblVehicleEF	UBUS	0.51	0.08
tblVehicleEF	UBUS	0.01	0.03
tblVehicleEF	UBUS	0.04	2.7180e-003
tblVehicleEF	UBUS	1.4670e-003	2.1400e-004
tblVehicleEF	UBUS	0.22	0.03
tblVehicleEF	UBUS	3.0000e-003	6.3130e-003
tblVehicleEF	UBUS	0.04	2.5830e-003
tblVehicleEF	UBUS	1.3480e-003	1.9700e-004
tblVehicleEF	UBUS	0.01	3.0930e-003
tblVehicleEF	UBUS	0.12	0.01
tblVehicleEF	UBUS	8.4130e-003	1.5870e-003
tblVehicleEF	UBUS	0.43	0.06
tblVehicleEF	UBUS	0.02	0.03
tblVehicleEF	UBUS	0.95	0.06
tblVehicleEF	UBUS	9.4620e-003	3.7390e-003
tblVehicleEF	UBUS	1.5980e-003	1.5800e-004
tblVehicleEF	UBUS	0.01	3.0930e-003
tblVehicleEF	UBUS	0.12	0.01
tblVehicleEF	UBUS	8.4130e-003	1.5870e-003
tblVehicleEF	UBUS	2.01	4.30
tblVehicleEF	UBUS	0.02	0.03
tblVehicleEF	UBUS	1.04	0.06
tblVehicleEF	UBUS	1.54	4.21
tblVehicleEF	UBUS	0.08	0.02

Merrill Commerce Center (Phase B Operations - Passenger Cars) - San Bernardino-South Coast County, Annual

tblVehicleEF	UBUS	7.72	32.80
tblVehicleEF	UBUS	12.41	1.38
tblVehicleEF	UBUS	1,799.11	1,717.67
tblVehicleEF	UBUS	140.33	16.35
tblVehicleEF	UBUS	4.07	0.36
tblVehicleEF	UBUS	0.51	0.08
tblVehicleEF	UBUS	0.01	0.03
tblVehicleEF	UBUS	0.04	2.7180e-003
tblVehicleEF	UBUS	1.4670e-003	2.1400e-004
tblVehicleEF	UBUS	0.22	0.03
tblVehicleEF	UBUS	3.0000e-003	6.3130e-003
tblVehicleEF	UBUS	0.04	2.5830e-003
tblVehicleEF	UBUS	1.3480e-003	1.9700e-004
tblVehicleEF	UBUS	8.0140e-003	1.7000e-003
tblVehicleEF	UBUS	0.12	0.01
tblVehicleEF	UBUS	3.7130e-003	6.8300e-004
tblVehicleEF	UBUS	0.42	0.06
tblVehicleEF	UBUS	0.03	0.04
tblVehicleEF	UBUS	1.05	0.07
tblVehicleEF	UBUS	9.4600e-003	3.7390e-003
tblVehicleEF	UBUS	1.6300e-003	1.6200e-004
tblVehicleEF	UBUS	8.0140e-003	1.7000e-003
tblVehicleEF	UBUS	0.12	0.01
tblVehicleEF	UBUS	3.7130e-003	6.8300e-004
tblVehicleEF	UBUS	2.00	4.30
tblVehicleEF	UBUS	0.03	0.04
tblVehicleEF	UBUS	1.15	0.07

Merrill Commerce Center (Phase B Operations - Passenger Cars) - San Bernardino-South Coast County, Annual

tblVehicleTrips	CNW_TTP	41.00	0.00
tblVehicleTrips	CNW_TTP	41.00	0.00
tblVehicleTrips	CW_TL	16.60	16.50
tblVehicleTrips	CW_TL	16.60	16.50
tblVehicleTrips	CW_TTP	59.00	100.00
tblVehicleTrips	CW_TTP	59.00	100.00
tblVehicleTrips	DV_TP	5.00	0.00
tblVehicleTrips	DV_TP	5.00	0.00
tblVehicleTrips	PB_TP	3.00	0.00
tblVehicleTrips	PB_TP	3.00	0.00
tblVehicleTrips	PR_TP	92.00	100.00
tblVehicleTrips	PR_TP	92.00	100.00
tblVehicleTrips	ST_TR	1.68	1.44
tblVehicleTrips	ST_TR	1.68	1.75
tblVehicleTrips	SU_TR	1.68	1.44
tblVehicleTrips	SU_TR	1.68	1.75
tblVehicleTrips	WD_TR	1.68	1.44
tblVehicleTrips	WD_TR	1.68	1.75

2.0 Emissions Summary

Merrill Commerce Center (Phase B Operations - Passenger Cars) - San Bernardino-South Coast County, Annual

2.1 Overall Construction

Unmitigated Construction

[illegible]

Mitigated Construction

[illegible][illegible]

Merrill Commerce Center (Phase B Operations - Passenger Cars) - San Bernardino-South Coast County, Annual

Quarter	Start Date	End Date	Maximum Unmitigated ROG + NOX (tons/quarter)	Maximum Mitigated ROG + NOX (tons/quarter)
		Highest		

2.2 Overall Operational**Unmitigated Operational**

	ROG	NOx	CO	SO2	Fugitive PM10	Exhaust PM10	PM10 Total	Fugitive PM2.5	Exhaust PM2.5	PM2.5 Total	Bio- CO2	NBio- CO2	Total CO2	CH4	N2O	CO2e
Category	tons/yr										MT/yr					
Area	19.7703	5.6000e-004	0.0617	0.0000		2.2000e-004	2.2000e-004		2.2000e-004	2.2000e-004	0.0000	0.1204	0.1204	3.1000e-004	0.0000	0.1282
Energy	0.1441	1.3099	1.1003	7.8600e-003		0.0996	0.0996		0.0996	0.0996	0.0000	9,087.0421	9,087.0421	0.3436	0.0916	9,122.9237
Mobile	3.0066	2.6572	42.5140	0.1482	18.6531	0.0790	18.7321	4.9519	0.0727	5.0245	0.0000	13,592.4106	13,592.4106	0.2666	0.0000	13,599.0760
Offroad	0.3120	2.4995	2.3193	9.8500e-003		0.0958	0.0958		0.0881	0.0881	0.0000	864.3373	864.3373	0.2795	0.0000	871.3259
Waste						0.0000	0.0000		0.0000	0.0000	922.3828	0.0000	922.3828	54.5113	0.0000	2,285.1644
Water						0.0000	0.0000		0.0000	0.0000	354.6462	4,637.7539	4,992.4001	36.6170	0.8997	6,175.9368
Total	23.2329	6.4672	45.9953	0.1659	18.6531	0.2745	18.9276	4.9519	0.2606	5.2124	1,277.0290	28,181.6643	29,458.6933	92.0184	0.9913	32,054.5548

Merrill Commerce Center (Phase B Operations - Passenger Cars) - San Bernardino-South Coast County, Annual

2.2 Overall Operational**Mitigated Operational**

	ROG	NOx	CO	SO2	Fugitive PM10	Exhaust PM10	PM10 Total	Fugitive PM2.5	Exhaust PM2.5	PM2.5 Total	Bio- CO2	NBio- CO2	Total CO2	CH4	N2O	CO2e
Category	tons/yr										MT/yr					
Area	19.7703	5.6000e-004	0.0617	0.0000		2.2000e-004	2.2000e-004		2.2000e-004	2.2000e-004	0.0000	0.1204	0.1204	3.1000e-004	0.0000	0.1282
Energy	0.1441	1.3099	1.1003	7.8600e-003		0.0996	0.0996		0.0996	0.0996	0.0000	9,087.0421	9,087.0421	0.3436	0.0916	9,122.9237
Mobile	3.0066	2.6572	42.5140	0.1482	18.6531	0.0790	18.7321	4.9519	0.0727	5.0245	0.0000	13,592.4106	13,592.4106	0.2666	0.0000	13,599.0760
Offroad	0.3120	2.4995	2.3193	9.8500e-003		0.0958	0.0958		0.0881	0.0881	0.0000	864.3373	864.3373	0.2795	0.0000	871.3259
Waste						0.0000	0.0000		0.0000	0.0000	922.3828	0.0000	922.3828	54.5113	0.0000	2,285.1644
Water						0.0000	0.0000		0.0000	0.0000	354.6462	4,637.7539	4,992.4001	36.6170	0.8997	6,175.9368
Total	23.2329	6.4672	45.9953	0.1659	18.6531	0.2745	18.9276	4.9519	0.2606	5.2124	1,277.0290	28,181.6643	29,458.6933	92.0184	0.9913	32,054.5548

	ROG	NOx	CO	SO2	Fugitive PM10	Exhaust PM10	PM10 Total	Fugitive PM2.5	Exhaust PM2.5	PM2.5 Total	Bio- CO2	NBio-CO2	Total CO2	CH4	N2O	CO2e
Percent Reduction	0.00	0.00	0.00	0.00	0.00	0.00	0.00	0.00	0.00	0.00	0.00	0.00	0.00	0.00	0.00	0.00

3.0 Construction Detail**Construction Phase**

Phase Number	Phase Name	Phase Type	Start Date	End Date	Num Days Week	Num Days	Phase Description
1	Demolition	Demolition	12/24/2022	12/23/2022	5	0	

Merrill Commerce Center (Phase B Operations - Passenger Cars) - San Bernardino-South Coast County, Annual

Acres of Grading (Site Preparation Phase): 0**Acres of Grading (Grading Phase): 0****Acres of Paving: 16.47****Residential Indoor: 0; Residential Outdoor: 0; Non-Residential Indoor: 0; Non-Residential Outdoor: 0; Striped Parking Area: 0 (Architectural Coating – sqft)****Offroad Equipment**

Phase Name	Offroad Equipment Type	Amount	Usage Hours	Horse Power	Load Factor
Demolition	Concrete/Industrial Saws	0	8.00	81	0.73
Demolition	Excavators	0	8.00	158	0.38
Demolition	Rubber Tired Dozers	0	8.00	247	0.40

Trips and VMT

Phase Name	Offroad Equipment Count	Worker Trip Number	Vendor Trip Number	Hauling Trip Number	Worker Trip Length	Vendor Trip Length	Hauling Trip Length	Worker Vehicle Class	Vendor Vehicle Class	Hauling Vehicle Class
Demolition	0	0.00	0.00	0.00	14.70	6.90	20.00	LD_Mix	HDT_Mix	HHDT

3.1 Mitigation Measures Construction

Merrill Commerce Center (Phase B Operations - Passenger Cars) - San Bernardino-South Coast County, Annual

3.2 Demolition - 2022

Unmitigated Construction On-Site

[illegible]

Unmitigated Construction Off-Site

[illegible]

Merrill Commerce Center (Phase B Operations - Passenger Cars) - San Bernardino-South Coast County, Annual

3.2 Demolition - 2022**Mitigated Construction On-Site**

	ROG	NOx	CO	SO2	Fugitive PM10	Exhaust PM10	PM10 Total	Fugitive PM2.5	Exhaust PM2.5	PM2.5 Total	Bio- CO2	NBio- CO2	Total CO2	CH4	N2O	CO2e
Category	tons/yr										MT/yr					
Off-Road	0.0000	0.0000	0.0000	0.0000	0.0000	0.0000	0.0000	0.0000	0.0000	0.0000	0.0000	0.0000	0.0000	0.0000	0.0000	0.0000
Total	0.0000	0.0000	0.0000	0.0000	0.0000	0.0000	0.0000	0.0000	0.0000	0.0000	0.0000	0.0000	0.0000	0.0000	0.0000	0.0000

Mitigated Construction Off-Site

	ROG	NOx	CO	SO2	Fugitive PM10	Exhaust PM10	PM10 Total	Fugitive PM2.5	Exhaust PM2.5	PM2.5 Total	Bio- CO2	NBio- CO2	Total CO2	CH4	N2O	CO2e
Category	tons/yr										MT/yr					
Hauling	0.0000	0.0000	0.0000	0.0000	0.0000	0.0000	0.0000	0.0000	0.0000	0.0000	0.0000	0.0000	0.0000	0.0000	0.0000	0.0000
Vendor	0.0000	0.0000	0.0000	0.0000	0.0000	0.0000	0.0000	0.0000	0.0000	0.0000	0.0000	0.0000	0.0000	0.0000	0.0000	0.0000
Worker	0.0000	0.0000	0.0000	0.0000	0.0000	0.0000	0.0000	0.0000	0.0000	0.0000	0.0000	0.0000	0.0000	0.0000	0.0000	0.0000
Total	0.0000	0.0000	0.0000	0.0000	0.0000	0.0000	0.0000	0.0000	0.0000	0.0000	0.0000	0.0000	0.0000	0.0000	0.0000	0.0000

4.0 Operational Detail - Mobile

Merrill Commerce Center (Phase B Operations - Passenger Cars) - San Bernardino-South Coast County, Annual

4.1 Mitigation Measures Mobile

	ROG	NOx	CO	SO2	Fugitive PM10	Exhaust PM10	PM10 Total	Fugitive PM2.5	Exhaust PM2.5	PM2.5 Total	Bio- CO2	NBio- CO2	Total CO2	CH4	N2O	CO2e
Category	tons/yr										MT/yr					
Mitigated	3.0066	2.6572	42.5140	0.1482	18.6531	0.0790	18.7321	4.9519	0.0727	5.0245	0.0000	13,592.4106	13,592.4106	0.2666	0.0000	13,599.0760
Unmitigated	3.0066	2.6572	42.5140	0.1482	18.6531	0.0790	18.7321	4.9519	0.0727	5.0245	0.0000	13,592.4106	13,592.4106	0.2666	0.0000	13,599.0760

4.2 Trip Summary Information

Land Use	Average Daily Trip Rate			Unmitigated	Mitigated
	Weekday	Saturday	Sunday	Annual VMT	Annual VMT
Other Asphalt Surfaces	0.00	0.00	0.00		
Refrigerated Warehouse-No Rail	578.02	578.02	578.02	3,471,564	3,471,564
Unrefrigerated Warehouse-No Rail	7,757.05	7,757.05	7,757.05	46,588,842	46,588,842
Total	8,335.07	8,335.07	8,335.07	50,060,406	50,060,406

4.3 Trip Type Information

Land Use	Miles			Trip %			Trip Purpose %		
	H-W or C-W	H-S or C-C	H-O or C-NW	H-W or C-W	H-S or C-C	H-O or C-NW	Primary	Diverted	Pass-by
Other Asphalt Surfaces	16.60	8.40	6.90	0.00	0.00	0.00	0	0	0
Refrigerated Warehouse-No	16.50	8.40	6.90	100.00	0.00	0.00	100	0	0
Unrefrigerated Warehouse-No	16.50	8.40	6.90	100.00	0.00	0.00	100	0	0

Merrill Commerce Center (Phase B Operations - Passenger Cars) - San Bernardino-South Coast County, Annual

4.4 Fleet Mix

Land Use	LDA	LDT1	LDT2	MDV	LHD1	LHD2	MHD	HHD	OBUS	UBUS	MCY	SBUS	MH
Other Asphalt Surfaces	0.561207	0.034889	0.182561	0.109119	0.013494	0.004661	0.018668	0.065354	0.001366	0.001451	0.005650	0.000795	0.000784
Refrigerated Warehouse-No Rail	0.632100	0.039300	0.205600	0.123000	0.000000	0.000000	0.000000	0.000000	0.000000	0.000000	0.000000	0.000000	0.000000
Unrefrigerated Warehouse-No Rail	0.632100	0.039300	0.205600	0.123000	0.000000	0.000000	0.000000	0.000000	0.000000	0.000000	0.000000	0.000000	0.000000

5.0 Energy Detail

Historical Energy Use: N

5.1 Mitigation Measures Energy

	ROG	NOx	CO	SO2	Fugitive PM10	Exhaust PM10	PM10 Total	Fugitive PM2.5	Exhaust PM2.5	PM2.5 Total	Bio- CO2	NBio- CO2	Total CO2	CH4	N2O	CO2e
Category	tons/yr										MT/yr					
Electricity Mitigated						0.0000	0.0000		0.0000	0.0000	0.0000	7,661.0699	7,661.0699	0.3163	0.0654	7,688.4776
Electricity Unmitigated						0.0000	0.0000		0.0000	0.0000	0.0000	7,661.0699	7,661.0699	0.3163	0.0654	7,688.4776
NaturalGas Mitigated	0.1441	1.3099	1.1003	7.8600e-003		0.0996	0.0996		0.0996	0.0996	0.0000	1,425.9722	1,425.9722	0.0273	0.0261	1,434.4461
NaturalGas Unmitigated	0.1441	1.3099	1.1003	7.8600e-003		0.0996	0.0996		0.0996	0.0996	0.0000	1,425.9722	1,425.9722	0.0273	0.0261	1,434.4461

Merrill Commerce Center (Phase B Operations - Passenger Cars) - San Bernardino-South Coast County, Annual

5.2 Energy by Land Use - NaturalGas**Unmitigated**

	NaturalGas Use	ROG	NOx	CO	SO2	Fugitive PM10	Exhaust PM10	PM10 Total	Fugitive PM2.5	Exhaust PM2.5	PM2.5 Total	Bio- CO2	NBio- CO2	Total CO2	CH4	N2O	CO2e
Land Use	kBTU/yr	tons/yr										MT/yr					
Other Asphalt Surfaces	0	0.0000	0.0000	0.0000	0.0000		0.0000	0.0000		0.0000	0.0000	0.0000	0.0000	0.0000	0.0000	0.0000	0.0000
Refrigerated Warehouse-No Rail	2.03831e+007	0.1099	0.9992	0.8393	6.0000e-003		0.0759	0.0759		0.0759	0.0759	0.0000	1,087.7194	1,087.7194	0.0209	0.0199	1,094.1832
Unrefrigerated Warehouse-No Rail	6.33862e+006	0.0342	0.3107	0.2610	1.8600e-003		0.0236	0.0236		0.0236	0.0236	0.0000	338.2528	338.2528	6.4800e-003	6.2000e-003	340.2629
Total		0.1441	1.3099	1.1003	7.8600e-003		0.0996	0.0996		0.0996	0.0996	0.0000	1,425.9722	1,425.9722	0.0273	0.0261	1,434.4461

Mitigated

	NaturalGas Use	ROG	NOx	CO	SO2	Fugitive PM10	Exhaust PM10	PM10 Total	Fugitive PM2.5	Exhaust PM2.5	PM2.5 Total	Bio- CO2	NBio- CO2	Total CO2	CH4	N2O	CO2e
Land Use	kBTU/yr	tons/yr										MT/yr					
Other Asphalt Surfaces	0	0.0000	0.0000	0.0000	0.0000		0.0000	0.0000		0.0000	0.0000	0.0000	0.0000	0.0000	0.0000	0.0000	0.0000
Refrigerated Warehouse-No Rail	2.03831e+007	0.1099	0.9992	0.8393	6.0000e-003		0.0759	0.0759		0.0759	0.0759	0.0000	1,087.7194	1,087.7194	0.0209	0.0199	1,094.1832
Unrefrigerated Warehouse-No Rail	6.33862e+006	0.0342	0.3107	0.2610	1.8600e-003		0.0236	0.0236		0.0236	0.0236	0.0000	338.2528	338.2528	6.4800e-003	6.2000e-003	340.2629
Total		0.1441	1.3099	1.1003	7.8600e-003		0.0996	0.0996		0.0996	0.0996	0.0000	1,425.9722	1,425.9722	0.0273	0.0261	1,434.4461

Merrill Commerce Center (Phase B Operations - Passenger Cars) - San Bernardino-South Coast County, Annual

5.3 Energy by Land Use - Electricity**Unmitigated**

	Electricity Use	Total CO2	CH4	N2O	CO2e
Land Use	kWh/yr	MT/yr			
Other Asphalt Surfaces	0	0.0000	0.0000	0.0000	0.0000
Refrigerated Warehouse-No Rail	1.56225e+007	4,977.6594	0.2055	0.0425	4,995.4671
Unrefrigerated Warehouse-No Rail	8.42194e+006	2,683.4105	0.1108	0.0229	2,693.0105
Total		7,661.0699	0.3163	0.0654	7,688.4776

Mitigated

	Electricity Use	Total CO2	CH4	N2O	CO2e
Land Use	kWh/yr	MT/yr			
Other Asphalt Surfaces	0	0.0000	0.0000	0.0000	0.0000
Refrigerated Warehouse-No Rail	1.56225e+007	4,977.6594	0.2055	0.0425	4,995.4671
Unrefrigerated Warehouse-No Rail	8.42194e+006	2,683.4105	0.1108	0.0229	2,693.0105
Total		7,661.0699	0.3163	0.0654	7,688.4776

Merrill Commerce Center (Phase B Operations - Passenger Cars) - San Bernardino-South Coast County, Annual

6.0 Area Detail**6.1 Mitigation Measures Area**

	ROG	NOx	CO	SO2	Fugitive PM10	Exhaust PM10	PM10 Total	Fugitive PM2.5	Exhaust PM2.5	PM2.5 Total	Bio- CO2	NBio- CO2	Total CO2	CH4	N2O	CO2e
Category	tons/yr										MT/yr					
Mitigated	19.7703	5.6000e-004	0.0617	0.0000		2.2000e-004	2.2000e-004		2.2000e-004	2.2000e-004	0.0000	0.1204	0.1204	3.1000e-004	0.0000	0.1282
Unmitigated	19.7703	5.6000e-004	0.0617	0.0000		2.2000e-004	2.2000e-004		2.2000e-004	2.2000e-004	0.0000	0.1204	0.1204	3.1000e-004	0.0000	0.1282

Merrill Commerce Center (Phase B Operations - Passenger Cars) - San Bernardino-South Coast County, Annual

6.2 Area by SubCategory**Unmitigated**

	ROG	NOx	CO	SO2	Fugitive PM10	Exhaust PM10	PM10 Total	Fugitive PM2.5	Exhaust PM2.5	PM2.5 Total	Bio- CO2	NBio- CO2	Total CO2	CH4	N2O	CO2e
SubCategory	tons/yr										MT/yr					
Architectural Coating	2.2505					0.0000	0.0000		0.0000	0.0000	0.0000	0.0000	0.0000	0.0000	0.0000	0.0000
Consumer Products	17.5140					0.0000	0.0000		0.0000	0.0000	0.0000	0.0000	0.0000	0.0000	0.0000	0.0000
Landscaping	5.6900e-003	5.6000e-004	0.0617	0.0000		2.2000e-004	2.2000e-004		2.2000e-004	2.2000e-004	0.0000	0.1204	0.1204	3.1000e-004	0.0000	0.1282
Total	19.7703	5.6000e-004	0.0617	0.0000		2.2000e-004	2.2000e-004		2.2000e-004	2.2000e-004	0.0000	0.1204	0.1204	3.1000e-004	0.0000	0.1282

Mitigated

	ROG	NOx	CO	SO2	Fugitive PM10	Exhaust PM10	PM10 Total	Fugitive PM2.5	Exhaust PM2.5	PM2.5 Total	Bio- CO2	NBio- CO2	Total CO2	CH4	N2O	CO2e
SubCategory	tons/yr										MT/yr					
Architectural Coating	2.2505					0.0000	0.0000		0.0000	0.0000	0.0000	0.0000	0.0000	0.0000	0.0000	0.0000
Consumer Products	17.5140					0.0000	0.0000		0.0000	0.0000	0.0000	0.0000	0.0000	0.0000	0.0000	0.0000
Landscaping	5.6900e-003	5.6000e-004	0.0617	0.0000		2.2000e-004	2.2000e-004		2.2000e-004	2.2000e-004	0.0000	0.1204	0.1204	3.1000e-004	0.0000	0.1282
Total	19.7703	5.6000e-004	0.0617	0.0000		2.2000e-004	2.2000e-004		2.2000e-004	2.2000e-004	0.0000	0.1204	0.1204	3.1000e-004	0.0000	0.1282

7.0 Water Detail

Merrill Commerce Center (Phase B Operations - Passenger Cars) - San Bernardino-South Coast County, Annual

7.1 Mitigation Measures Water

	Total CO2	CH4	N2O	CO2e
Category	MT/yr			
Mitigated	4,992.400 1	36.6170	0.8997	6,175.936 8
Unmitigated	4,992.400 1	36.6170	0.8997	6,175.936 8

7.2 Water by Land Use**Unmitigated**

	Indoor/Outdoor Use	Total CO2	CH4	N2O	CO2e
Land Use	Mgal	MT/yr			
Other Asphalt Surfaces	0 / 0	0.0000	0.0000	0.0000	0.0000
Refrigerated Warehouse-No Rail	92.8238 / 0	414.5530	3.0406	0.0747	512.8302
Unrefrigerated Warehouse-No Rail	1025.04 / 0	4,577.847 1	33.5765	0.8250	5,663.106 6
Total		4,992.400 1	36.6170	0.8997	6,175.936 7

Merrill Commerce Center (Phase B Operations - Passenger Cars) - San Bernardino-South Coast County, Annual

7.2 Water by Land Use**Mitigated**

	Indoor/Outdoor Use	Total CO2	CH4	N2O	CO2e
Land Use	Mgal	MT/yr			
Other Asphalt Surfaces	0 / 0	0.0000	0.0000	0.0000	0.0000
Refrigerated Warehouse-No Rail	92.8238 / 0	414.5530	3.0406	0.0747	512.8302
Unrefrigerated Warehouse-No Rail	1025.04 / 0	4,577.8471	33.5765	0.8250	5,663.1066
Total		4,992.4001	36.6170	0.8997	6,175.9367

8.0 Waste Detail**8.1 Mitigation Measures Waste**

Merrill Commerce Center (Phase B Operations - Passenger Cars) - San Bernardino-South Coast County, Annual

Category/Year

	Total CO2	CH4	N2O	CO2e
	MT/yr			
Mitigated	922.3828	54.5113	0.0000	2,285.164 ₄
Unmitigated	922.3828	54.5113	0.0000	2,285.164 ₄

8.2 Waste by Land Use**Unmitigated**

	Waste Disposed	Total CO2	CH4	N2O	CO2e
Land Use	tons	MT/yr			
Other Asphalt Surfaces	0	0.0000	0.0000	0.0000	0.0000
Refrigerated Warehouse-No Rail	377.32	76.5926	4.5265	0.0000	189.7548
Unrefrigerated Warehouse-No Rail	4166.64	845.7903	49.9848	0.0000	2,095.409 ₆
Total		922.3828	54.5113	0.0000	2,285.164₄

Merrill Commerce Center (Phase B Operations - Passenger Cars) - San Bernardino-South Coast County, Annual

8.2 Waste by Land Use**Mitigated**

	Waste Disposed	Total CO2	CH4	N2O	CO2e
Land Use	tons	MT/yr			
Other Asphalt Surfaces	0	0.0000	0.0000	0.0000	0.0000
Refrigerated Warehouse-No Rail	377.32	76.5926	4.5265	0.0000	189.7548
Unrefrigerated Warehouse-No Rail	4166.64	845.7903	49.9848	0.0000	2,095.4096
Total		922.3828	54.5113	0.0000	2,285.1644

9.0 Operational Offroad

Equipment Type	Number	Hours/Day	Days/Year	Horse Power	Load Factor	Fuel Type
Tractors/Loaders/Backhoes	17	4.00	365	200	0.37	CNG

Merrill Commerce Center (Phase B Operations - Passenger Cars) - San Bernardino-South Coast County, Annual

UnMitigated/Mitigated

	ROG	NOx	CO	SO2	Fugitive PM10	Exhaust PM10	PM10 Total	Fugitive PM2.5	Exhaust PM2.5	PM2.5 Total	Bio- CO2	NBio- CO2	Total CO2	CH4	N2O	CO2e
Equipment Type	tons/yr										MT/yr					
Tractors/Loaders/Backhoes	0.3120	2.4995	2.3193	9.8500e-003		0.0958	0.0958		0.0881	0.0881	0.0000	864.3373	864.3373	0.2795	0.0000	871.3259
Total	0.3120	2.4995	2.3193	9.8500e-003		0.0958	0.0958		0.0881	0.0881	0.0000	864.3373	864.3373	0.2795	0.0000	871.3259

10.0 Stationary Equipment**Fire Pumps and Emergency Generators**

Equipment Type	Number	Hours/Day	Hours/Year	Horse Power	Load Factor	Fuel Type
----------------	--------	-----------	------------	-------------	-------------	-----------

Boilers

Equipment Type	Number	Heat Input/Day	Heat Input/Year	Boiler Rating	Fuel Type
----------------	--------	----------------	-----------------	---------------	-----------

User Defined Equipment

Equipment Type	Number
----------------	--------

11.0 Vegetation

Merrill Commerce Center (Phase B Operations - Passenger Cars) - San Bernardino-South Coast County, Summer

Merrill Commerce Center (Phase B Operations - Passenger Cars)
San Bernardino-South Coast County, Summer

1.0 Project Characteristics

1.1 Land Usage

Land Uses	Size	Metric	Lot Acreage	Floor Surface Area	Population
Refrigerated Warehouse-No Rail	401.40	1000sqft	9.21	401,400.00	0
Unrefrigerated Warehouse-No Rail	4,432.60	1000sqft	192.59	4,432,600.00	0
Other Asphalt Surfaces	16.47	Acre	16.47	717,433.20	0

1.2 Other Project Characteristics

Urbanization	Urban	Wind Speed (m/s)	2.2	Precipitation Freq (Days)	32
Climate Zone	10			Operational Year	2025
Utility Company	Southern California Edison				
CO2 Intensity (lb/MWhr)	702.44	CH4 Intensity (lb/MWhr)	0.029	N2O Intensity (lb/MWhr)	0.006

1.3 User Entered Comments & Non-Default Data

Merrill Commerce Center (Phase B Operations - Passenger Cars) - San Bernardino-South Coast County, Summer

Project Characteristics -

Land Use - PA1=58.9 acres; PA2 = 62.1 acres; PA3=30.7 acres; PA6=50.1 acres; ROWD = 16.47 acres (total ROWD is 28.4 acres, the ROWD was split proportionally b/wn each Phase)

Construction Phase - Operations Run Only.

Off-road Equipment - Operations Run Only.

Trips and VMT - Operations Run Only.

Vehicle Trips - Trip Rates based on information provided in the TIA (Urban Crossroads, 2019). Trip Length based on information provided in VMT Memo (Urban Crossroads, 2019)

Vehicle Emission Factors - EMFAC2017

Vehicle Emission Factors - EMFAC2017

Vehicle Emission Factors - EMFAC2017

Energy Use - The project will design building shells and building components to meet 2019 Title 24 Standards which expects 30% less energy for nonresidential uses.

Operational Off-Road Equipment - Based on SCAQMD High Cube Warehouse Truck Trip Study White Paper Summary of Business Survey Results (2014)

Fleet Mix - Passenger Car Fleet Mix consist of LDA, LDT1, LDT2, and MDV

Table Name	Column Name	Default Value	New Value
tblConstructionPhase	NumDays	300.00	0.00
tblEnergyUse	LightingElect	2.37	1.66
tblEnergyUse	LightingElect	1.17	0.82
tblEnergyUse	T24E	1.06	0.74
tblEnergyUse	T24E	0.37	0.26
tblEnergyUse	T24NG	3.25	2.27
tblEnergyUse	T24NG	2.00	1.40
tblFleetMix	HHD	0.07	0.00
tblFleetMix	HHD	0.07	0.00
tblFleetMix	LDA	0.56	0.63
tblFleetMix	LDA	0.56	0.63
tblFleetMix	LDT1	0.03	0.04

Merrill Commerce Center (Phase B Operations - Passenger Cars) - San Bernardino-South Coast County, Summer

tblFleetMix	LDT1	0.03	0.04
tblFleetMix	LDT2	0.18	0.21
tblFleetMix	LDT2	0.18	0.21
tblFleetMix	LHD1	0.01	0.00
tblFleetMix	LHD1	0.01	0.00
tblFleetMix	LHD2	4.6610e-003	0.00
tblFleetMix	LHD2	4.6610e-003	0.00
tblFleetMix	MCY	5.6500e-003	0.00
tblFleetMix	MCY	5.6500e-003	0.00
tblFleetMix	MDV	0.11	0.12
tblFleetMix	MDV	0.11	0.12
tblFleetMix	MH	7.8400e-004	0.00
tblFleetMix	MH	7.8400e-004	0.00
tblFleetMix	MHD	0.02	0.00
tblFleetMix	MHD	0.02	0.00
tblFleetMix	OBUS	1.3660e-003	0.00
tblFleetMix	OBUS	1.3660e-003	0.00
tblFleetMix	SBUS	7.9500e-004	0.00
tblFleetMix	SBUS	7.9500e-004	0.00
tblFleetMix	UBUS	1.4510e-003	0.00
tblFleetMix	UBUS	1.4510e-003	0.00
tblLandUse	LotAcreage	101.76	192.59
tblOffRoadEquipment	OffRoadEquipmentUnitAmount	1.00	0.00
tblOffRoadEquipment	OffRoadEquipmentUnitAmount	3.00	0.00
tblOffRoadEquipment	OffRoadEquipmentUnitAmount	2.00	0.00
tblOperationalOffRoadEquipment	OperDaysPerYear	260.00	365.00
tblOperationalOffRoadEquipment	OperFuelType	Diesel	CNG

Merrill Commerce Center (Phase B Operations - Passenger Cars) - San Bernardino-South Coast County, Summer

tblOperationalOffRoadEquipment	OperHorsePower	97.00	200.00
tblOperationalOffRoadEquipment	OperHoursPerDay	8.00	4.00
tblOperationalOffRoadEquipment	OperOffRoadEquipmentNumber	0.00	17.00
tblVehicleEF	HHD	0.92	0.03
tblVehicleEF	HHD	0.04	0.05
tblVehicleEF	HHD	0.07	0.00
tblVehicleEF	HHD	2.19	8.64
tblVehicleEF	HHD	0.53	0.33
tblVehicleEF	HHD	1.62	2.1350e-003
tblVehicleEF	HHD	6,474.46	1,377.00
tblVehicleEF	HHD	1,422.33	1,260.88
tblVehicleEF	HHD	5.17	0.02
tblVehicleEF	HHD	18.43	7.06
tblVehicleEF	HHD	1.24	2.14
tblVehicleEF	HHD	4.8440e-003	2.9130e-003
tblVehicleEF	HHD	0.06	0.06
tblVehicleEF	HHD	0.04	0.04
tblVehicleEF	HHD	5.2540e-003	0.03
tblVehicleEF	HHD	4.6000e-005	0.00
tblVehicleEF	HHD	4.6350e-003	2.7870e-003
tblVehicleEF	HHD	0.03	0.03
tblVehicleEF	HHD	8.8780e-003	8.9140e-003
tblVehicleEF	HHD	5.0260e-003	0.02
tblVehicleEF	HHD	4.2000e-005	0.00
tblVehicleEF	HHD	6.8000e-005	2.0000e-006
tblVehicleEF	HHD	2.5340e-003	5.6000e-005
tblVehicleEF	HHD	0.58	0.58

Merrill Commerce Center (Phase B Operations - Passenger Cars) - San Bernardino-South Coast County, Summer

tblVehicleEF	HHD	4.2000e-005	1.0000e-006
tblVehicleEF	HHD	0.06	0.02
tblVehicleEF	HHD	1.6400e-004	2.7900e-004
tblVehicleEF	HHD	0.04	1.0000e-006
tblVehicleEF	HHD	0.06	0.01
tblVehicleEF	HHD	0.01	0.01
tblVehicleEF	HHD	7.8000e-005	0.00
tblVehicleEF	HHD	6.8000e-005	2.0000e-006
tblVehicleEF	HHD	2.5340e-003	5.6000e-005
tblVehicleEF	HHD	0.67	0.67
tblVehicleEF	HHD	4.2000e-005	1.0000e-006
tblVehicleEF	HHD	0.10	0.08
tblVehicleEF	HHD	1.6400e-004	2.7900e-004
tblVehicleEF	HHD	0.04	1.0000e-006
tblVehicleEF	HHD	0.87	0.03
tblVehicleEF	HHD	0.04	0.05
tblVehicleEF	HHD	0.07	0.00
tblVehicleEF	HHD	1.59	8.52
tblVehicleEF	HHD	0.53	0.33
tblVehicleEF	HHD	1.51	2.0010e-003
tblVehicleEF	HHD	6,859.11	1,359.81
tblVehicleEF	HHD	1,422.33	1,260.88
tblVehicleEF	HHD	5.17	0.02
tblVehicleEF	HHD	19.03	6.72
tblVehicleEF	HHD	1.17	2.02
tblVehicleEF	HHD	4.0840e-003	2.5690e-003
tblVehicleEF	HHD	0.06	0.06

Merrill Commerce Center (Phase B Operations - Passenger Cars) - San Bernardino-South Coast County, Summer

tblVehicleEF	HHD	0.04	0.04
tblVehicleEF	HHD	5.2540e-003	0.03
tblVehicleEF	HHD	4.6000e-005	0.00
tblVehicleEF	HHD	3.9070e-003	2.4580e-003
tblVehicleEF	HHD	0.03	0.03
tblVehicleEF	HHD	8.8780e-003	8.9140e-003
tblVehicleEF	HHD	5.0260e-003	0.02
tblVehicleEF	HHD	4.2000e-005	0.00
tblVehicleEF	HHD	1.3100e-004	4.0000e-006
tblVehicleEF	HHD	2.8230e-003	6.5000e-005
tblVehicleEF	HHD	0.55	0.62
tblVehicleEF	HHD	9.1000e-005	3.0000e-006
tblVehicleEF	HHD	0.06	0.02
tblVehicleEF	HHD	1.6500e-004	2.8700e-004
tblVehicleEF	HHD	0.04	1.0000e-006
tblVehicleEF	HHD	0.06	0.01
tblVehicleEF	HHD	0.01	0.01
tblVehicleEF	HHD	7.7000e-005	0.00
tblVehicleEF	HHD	1.3100e-004	4.0000e-006
tblVehicleEF	HHD	2.8230e-003	6.5000e-005
tblVehicleEF	HHD	0.63	0.71
tblVehicleEF	HHD	9.1000e-005	3.0000e-006
tblVehicleEF	HHD	0.10	0.08
tblVehicleEF	HHD	1.6500e-004	2.8700e-004
tblVehicleEF	HHD	0.04	1.0000e-006
tblVehicleEF	HHD	1.00	0.02
tblVehicleEF	HHD	0.04	9.2200e-004

Merrill Commerce Center (Phase B Operations - Passenger Cars) - San Bernardino-South Coast County, Summer

tblVehicleEF	HHD	0.07	0.00
tblVehicleEF	HHD	3.02	8.73
tblVehicleEF	HHD	0.53	0.18
tblVehicleEF	HHD	1.59	2.1050e-003
tblVehicleEF	HHD	5,943.27	1,387.51
tblVehicleEF	HHD	1,422.33	1,223.41
tblVehicleEF	HHD	5.17	0.02
tblVehicleEF	HHD	17.62	7.45
tblVehicleEF	HHD	1.22	2.08
tblVehicleEF	HHD	5.8940e-003	3.2570e-003
tblVehicleEF	HHD	0.06	0.06
tblVehicleEF	HHD	0.04	0.04
tblVehicleEF	HHD	5.2540e-003	0.03
tblVehicleEF	HHD	4.6000e-005	0.00
tblVehicleEF	HHD	5.6390e-003	3.1170e-003
tblVehicleEF	HHD	0.03	0.03
tblVehicleEF	HHD	8.8780e-003	8.8150e-003
tblVehicleEF	HHD	5.0260e-003	0.02
tblVehicleEF	HHD	4.2000e-005	0.00
tblVehicleEF	HHD	6.5000e-005	2.0000e-006
tblVehicleEF	HHD	2.7100e-003	6.5000e-005
tblVehicleEF	HHD	0.63	0.53
tblVehicleEF	HHD	4.1000e-005	1.0000e-006
tblVehicleEF	HHD	0.06	0.02
tblVehicleEF	HHD	1.7700e-004	2.9300e-004
tblVehicleEF	HHD	0.04	1.0000e-006
tblVehicleEF	HHD	0.06	0.01

Merrill Commerce Center (Phase B Operations - Passenger Cars) - San Bernardino-South Coast County, Summer

tblVehicleEF	HHD	0.01	0.01
tblVehicleEF	HHD	7.8000e-005	0.00
tblVehicleEF	HHD	6.5000e-005	2.0000e-006
tblVehicleEF	HHD	2.7100e-003	6.5000e-005
tblVehicleEF	HHD	0.72	0.61
tblVehicleEF	HHD	4.1000e-005	1.0000e-006
tblVehicleEF	HHD	0.10	0.02
tblVehicleEF	HHD	1.7700e-004	2.9300e-004
tblVehicleEF	HHD	0.04	1.0000e-006
tblVehicleEF	LDA	3.1880e-003	1.7080e-003
tblVehicleEF	LDA	3.8220e-003	0.04
tblVehicleEF	LDA	0.47	0.53
tblVehicleEF	LDA	0.91	1.93
tblVehicleEF	LDA	222.19	238.15
tblVehicleEF	LDA	50.72	48.93
tblVehicleEF	LDA	0.04	0.03
tblVehicleEF	LDA	1.6130e-003	1.2760e-003
tblVehicleEF	LDA	2.2290e-003	1.6410e-003
tblVehicleEF	LDA	1.4850e-003	1.1750e-003
tblVehicleEF	LDA	2.0500e-003	1.5090e-003
tblVehicleEF	LDA	0.04	0.05
tblVehicleEF	LDA	0.08	0.09
tblVehicleEF	LDA	0.03	0.04
tblVehicleEF	LDA	7.9920e-003	6.1620e-003
tblVehicleEF	LDA	0.03	0.19
tblVehicleEF	LDA	0.05	0.17
tblVehicleEF	LDA	2.2240e-003	2.3560e-003

Merrill Commerce Center (Phase B Operations - Passenger Cars) - San Bernardino-South Coast County, Summer

tblVehicleEF	LDA	5.2200e-004	4.8400e-004
tblVehicleEF	LDA	0.04	0.05
tblVehicleEF	LDA	0.08	0.09
tblVehicleEF	LDA	0.03	0.04
tblVehicleEF	LDA	0.01	8.9600e-003
tblVehicleEF	LDA	0.03	0.19
tblVehicleEF	LDA	0.06	0.19
tblVehicleEF	LDA	3.6270e-003	1.9600e-003
tblVehicleEF	LDA	3.1890e-003	0.03
tblVehicleEF	LDA	0.58	0.65
tblVehicleEF	LDA	0.75	1.61
tblVehicleEF	LDA	243.03	259.99
tblVehicleEF	LDA	50.72	48.33
tblVehicleEF	LDA	0.04	0.03
tblVehicleEF	LDA	1.6130e-003	1.2760e-003
tblVehicleEF	LDA	2.2290e-003	1.6410e-003
tblVehicleEF	LDA	1.4850e-003	1.1750e-003
tblVehicleEF	LDA	2.0500e-003	1.5090e-003
tblVehicleEF	LDA	0.07	0.10
tblVehicleEF	LDA	0.10	0.10
tblVehicleEF	LDA	0.06	0.08
tblVehicleEF	LDA	9.0770e-003	6.9860e-003
tblVehicleEF	LDA	0.03	0.19
tblVehicleEF	LDA	0.04	0.15
tblVehicleEF	LDA	2.4340e-003	2.5720e-003
tblVehicleEF	LDA	5.1900e-004	4.7800e-004
tblVehicleEF	LDA	0.07	0.10

Merrill Commerce Center (Phase B Operations - Passenger Cars) - San Bernardino-South Coast County, Summer

tblVehicleEF	LDA	0.10	0.10
tblVehicleEF	LDA	0.06	0.08
tblVehicleEF	LDA	0.01	0.01
tblVehicleEF	LDA	0.03	0.19
tblVehicleEF	LDA	0.05	0.16
tblVehicleEF	LDA	3.1050e-003	1.6660e-003
tblVehicleEF	LDA	3.8020e-003	0.04
tblVehicleEF	LDA	0.45	0.50
tblVehicleEF	LDA	0.89	1.90
tblVehicleEF	LDA	217.26	233.04
tblVehicleEF	LDA	50.72	48.87
tblVehicleEF	LDA	0.04	0.03
tblVehicleEF	LDA	1.6130e-003	1.2760e-003
tblVehicleEF	LDA	2.2290e-003	1.6410e-003
tblVehicleEF	LDA	1.4850e-003	1.1750e-003
tblVehicleEF	LDA	2.0500e-003	1.5090e-003
tblVehicleEF	LDA	0.04	0.05
tblVehicleEF	LDA	0.09	0.09
tblVehicleEF	LDA	0.03	0.04
tblVehicleEF	LDA	7.7850e-003	6.0060e-003
tblVehicleEF	LDA	0.04	0.22
tblVehicleEF	LDA	0.05	0.17
tblVehicleEF	LDA	2.1750e-003	2.3050e-003
tblVehicleEF	LDA	5.2200e-004	4.8400e-004
tblVehicleEF	LDA	0.04	0.05
tblVehicleEF	LDA	0.09	0.09
tblVehicleEF	LDA	0.03	0.04

Merrill Commerce Center (Phase B Operations - Passenger Cars) - San Bernardino-South Coast County, Summer

tblVehicleEF	LDA	0.01	8.7330e-003
tblVehicleEF	LDA	0.04	0.22
tblVehicleEF	LDA	0.06	0.19
tblVehicleEF	LDT1	9.7080e-003	4.5970e-003
tblVehicleEF	LDT1	0.01	0.06
tblVehicleEF	LDT1	1.15	1.02
tblVehicleEF	LDT1	2.64	2.15
tblVehicleEF	LDT1	283.82	283.77
tblVehicleEF	LDT1	64.79	59.69
tblVehicleEF	LDT1	0.12	0.08
tblVehicleEF	LDT1	2.3710e-003	1.7400e-003
tblVehicleEF	LDT1	3.2130e-003	2.2850e-003
tblVehicleEF	LDT1	2.1820e-003	1.6000e-003
tblVehicleEF	LDT1	2.9550e-003	2.1010e-003
tblVehicleEF	LDT1	0.15	0.15
tblVehicleEF	LDT1	0.27	0.21
tblVehicleEF	LDT1	0.10	0.11
tblVehicleEF	LDT1	0.02	0.02
tblVehicleEF	LDT1	0.17	0.69
tblVehicleEF	LDT1	0.18	0.31
tblVehicleEF	LDT1	2.8520e-003	2.8080e-003
tblVehicleEF	LDT1	6.9400e-004	5.9100e-004
tblVehicleEF	LDT1	0.15	0.15
tblVehicleEF	LDT1	0.27	0.21
tblVehicleEF	LDT1	0.10	0.11
tblVehicleEF	LDT1	0.04	0.03
tblVehicleEF	LDT1	0.17	0.69

Merrill Commerce Center (Phase B Operations - Passenger Cars) - San Bernardino-South Coast County, Summer

tblVehicleEF	LDT1	0.20	0.34
tblVehicleEF	LDT1	0.01	5.2210e-003
tblVehicleEF	LDT1	0.01	0.05
tblVehicleEF	LDT1	1.38	1.24
tblVehicleEF	LDT1	2.17	1.79
tblVehicleEF	LDT1	309.34	306.50
tblVehicleEF	LDT1	64.79	58.95
tblVehicleEF	LDT1	0.10	0.07
tblVehicleEF	LDT1	2.3710e-003	1.7400e-003
tblVehicleEF	LDT1	3.2130e-003	2.2850e-003
tblVehicleEF	LDT1	2.1820e-003	1.6000e-003
tblVehicleEF	LDT1	2.9550e-003	2.1010e-003
tblVehicleEF	LDT1	0.31	0.30
tblVehicleEF	LDT1	0.33	0.25
tblVehicleEF	LDT1	0.22	0.23
tblVehicleEF	LDT1	0.03	0.02
tblVehicleEF	LDT1	0.17	0.69
tblVehicleEF	LDT1	0.15	0.26
tblVehicleEF	LDT1	3.1100e-003	3.0330e-003
tblVehicleEF	LDT1	6.8600e-004	5.8300e-004
tblVehicleEF	LDT1	0.31	0.30
tblVehicleEF	LDT1	0.33	0.25
tblVehicleEF	LDT1	0.22	0.23
tblVehicleEF	LDT1	0.04	0.03
tblVehicleEF	LDT1	0.17	0.69
tblVehicleEF	LDT1	0.16	0.29
tblVehicleEF	LDT1	9.4580e-003	4.4920e-003

Merrill Commerce Center (Phase B Operations - Passenger Cars) - San Bernardino-South Coast County, Summer

tblVehicleEF	LDT1	0.01	0.06
tblVehicleEF	LDT1	1.09	0.97
tblVehicleEF	LDT1	2.60	2.11
tblVehicleEF	LDT1	277.82	278.38
tblVehicleEF	LDT1	64.79	59.63
tblVehicleEF	LDT1	0.11	0.08
tblVehicleEF	LDT1	2.3710e-003	1.7400e-003
tblVehicleEF	LDT1	3.2130e-003	2.2850e-003
tblVehicleEF	LDT1	2.1820e-003	1.6000e-003
tblVehicleEF	LDT1	2.9550e-003	2.1010e-003
tblVehicleEF	LDT1	0.16	0.15
tblVehicleEF	LDT1	0.31	0.23
tblVehicleEF	LDT1	0.10	0.10
tblVehicleEF	LDT1	0.02	0.02
tblVehicleEF	LDT1	0.20	0.81
tblVehicleEF	LDT1	0.18	0.31
tblVehicleEF	LDT1	2.7910e-003	2.7550e-003
tblVehicleEF	LDT1	6.9300e-004	5.9000e-004
tblVehicleEF	LDT1	0.16	0.15
tblVehicleEF	LDT1	0.31	0.23
tblVehicleEF	LDT1	0.10	0.10
tblVehicleEF	LDT1	0.03	0.03
tblVehicleEF	LDT1	0.20	0.81
tblVehicleEF	LDT1	0.20	0.34
tblVehicleEF	LDT2	4.9170e-003	3.0790e-003
tblVehicleEF	LDT2	5.8030e-003	0.06
tblVehicleEF	LDT2	0.67	0.77

Merrill Commerce Center (Phase B Operations - Passenger Cars) - San Bernardino-South Coast County, Summer

tblVehicleEF	LDT2	1.28	2.49
tblVehicleEF	LDT2	315.69	296.94
tblVehicleEF	LDT2	71.50	62.71
tblVehicleEF	LDT2	0.07	0.06
tblVehicleEF	LDT2	1.7520e-003	1.3590e-003
tblVehicleEF	LDT2	2.4460e-003	1.7340e-003
tblVehicleEF	LDT2	1.6110e-003	1.2500e-003
tblVehicleEF	LDT2	2.2490e-003	1.5950e-003
tblVehicleEF	LDT2	0.06	0.09
tblVehicleEF	LDT2	0.10	0.13
tblVehicleEF	LDT2	0.05	0.08
tblVehicleEF	LDT2	0.01	0.01
tblVehicleEF	LDT2	0.06	0.43
tblVehicleEF	LDT2	0.08	0.27
tblVehicleEF	LDT2	3.1620e-003	2.9380e-003
tblVehicleEF	LDT2	7.3600e-004	6.2100e-004
tblVehicleEF	LDT2	0.06	0.09
tblVehicleEF	LDT2	0.10	0.13
tblVehicleEF	LDT2	0.05	0.08
tblVehicleEF	LDT2	0.02	0.02
tblVehicleEF	LDT2	0.06	0.43
tblVehicleEF	LDT2	0.09	0.29
tblVehicleEF	LDT2	5.5770e-003	3.5190e-003
tblVehicleEF	LDT2	4.8410e-003	0.05
tblVehicleEF	LDT2	0.82	0.94
tblVehicleEF	LDT2	1.06	2.06
tblVehicleEF	LDT2	344.57	318.51

Merrill Commerce Center (Phase B Operations - Passenger Cars) - San Bernardino-South Coast County, Summer

tblVehicleEF	LDT2	71.50	61.89
tblVehicleEF	LDT2	0.06	0.06
tblVehicleEF	LDT2	1.7520e-003	1.3590e-003
tblVehicleEF	LDT2	2.4460e-003	1.7340e-003
tblVehicleEF	LDT2	1.6110e-003	1.2500e-003
tblVehicleEF	LDT2	2.2490e-003	1.5950e-003
tblVehicleEF	LDT2	0.11	0.18
tblVehicleEF	LDT2	0.12	0.15
tblVehicleEF	LDT2	0.10	0.16
tblVehicleEF	LDT2	0.01	0.01
tblVehicleEF	LDT2	0.06	0.43
tblVehicleEF	LDT2	0.07	0.23
tblVehicleEF	LDT2	3.4530e-003	3.1510e-003
tblVehicleEF	LDT2	7.3300e-004	6.1200e-004
tblVehicleEF	LDT2	0.11	0.18
tblVehicleEF	LDT2	0.12	0.15
tblVehicleEF	LDT2	0.10	0.16
tblVehicleEF	LDT2	0.02	0.02
tblVehicleEF	LDT2	0.06	0.43
tblVehicleEF	LDT2	0.07	0.25
tblVehicleEF	LDT2	4.7910e-003	3.0060e-003
tblVehicleEF	LDT2	5.7690e-003	0.06
tblVehicleEF	LDT2	0.64	0.73
tblVehicleEF	LDT2	1.26	2.45
tblVehicleEF	LDT2	308.90	291.83
tblVehicleEF	LDT2	71.50	62.64
tblVehicleEF	LDT2	0.06	0.06

Merrill Commerce Center (Phase B Operations - Passenger Cars) - San Bernardino-South Coast County, Summer

tblVehicleEF	LDT2	1.7520e-003	1.3590e-003
tblVehicleEF	LDT2	2.4460e-003	1.7340e-003
tblVehicleEF	LDT2	1.6110e-003	1.2500e-003
tblVehicleEF	LDT2	2.2490e-003	1.5950e-003
tblVehicleEF	LDT2	0.05	0.09
tblVehicleEF	LDT2	0.11	0.14
tblVehicleEF	LDT2	0.04	0.07
tblVehicleEF	LDT2	0.01	0.01
tblVehicleEF	LDT2	0.07	0.50
tblVehicleEF	LDT2	0.08	0.27
tblVehicleEF	LDT2	3.0940e-003	2.8870e-003
tblVehicleEF	LDT2	7.3600e-004	6.2000e-004
tblVehicleEF	LDT2	0.05	0.09
tblVehicleEF	LDT2	0.11	0.14
tblVehicleEF	LDT2	0.04	0.07
tblVehicleEF	LDT2	0.02	0.02
tblVehicleEF	LDT2	0.07	0.50
tblVehicleEF	LDT2	0.09	0.29
tblVehicleEF	LHD1	4.6720e-003	4.4980e-003
tblVehicleEF	LHD1	8.9900e-003	4.8130e-003
tblVehicleEF	LHD1	0.02	0.01
tblVehicleEF	LHD1	0.14	0.17
tblVehicleEF	LHD1	0.81	0.64
tblVehicleEF	LHD1	2.18	0.94
tblVehicleEF	LHD1	9.21	9.12
tblVehicleEF	LHD1	593.90	622.71
tblVehicleEF	LHD1	28.73	10.21

Merrill Commerce Center (Phase B Operations - Passenger Cars) - San Bernardino-South Coast County, Summer

tblVehicleEF	LHD1	0.08	0.07
tblVehicleEF	LHD1	1.68	1.13
tblVehicleEF	LHD1	9.5400e-004	9.8200e-004
tblVehicleEF	LHD1	0.01	0.01
tblVehicleEF	LHD1	0.01	9.4060e-003
tblVehicleEF	LHD1	8.2700e-004	2.3100e-004
tblVehicleEF	LHD1	9.1300e-004	9.4000e-004
tblVehicleEF	LHD1	2.5700e-003	2.5020e-003
tblVehicleEF	LHD1	0.01	8.9760e-003
tblVehicleEF	LHD1	7.6100e-004	2.1300e-004
tblVehicleEF	LHD1	3.3830e-003	2.6930e-003
tblVehicleEF	LHD1	0.10	0.08
tblVehicleEF	LHD1	0.02	0.02
tblVehicleEF	LHD1	1.7110e-003	1.3450e-003
tblVehicleEF	LHD1	0.07	0.05
tblVehicleEF	LHD1	0.35	0.54
tblVehicleEF	LHD1	0.22	0.06
tblVehicleEF	LHD1	9.2000e-005	8.8000e-005
tblVehicleEF	LHD1	5.8160e-003	6.0590e-003
tblVehicleEF	LHD1	3.2800e-004	1.0100e-004
tblVehicleEF	LHD1	3.3830e-003	2.6930e-003
tblVehicleEF	LHD1	0.10	0.08
tblVehicleEF	LHD1	0.02	0.03
tblVehicleEF	LHD1	1.7110e-003	1.3450e-003
tblVehicleEF	LHD1	0.09	0.07
tblVehicleEF	LHD1	0.35	0.54
tblVehicleEF	LHD1	0.24	0.07

Merrill Commerce Center (Phase B Operations - Passenger Cars) - San Bernardino-South Coast County, Summer

tblVehicleEF	LHD1	4.6720e-003	4.5120e-003
tblVehicleEF	LHD1	9.1960e-003	4.9120e-003
tblVehicleEF	LHD1	0.02	0.01
tblVehicleEF	LHD1	0.14	0.17
tblVehicleEF	LHD1	0.82	0.66
tblVehicleEF	LHD1	2.04	0.88
tblVehicleEF	LHD1	9.21	9.12
tblVehicleEF	LHD1	593.90	622.74
tblVehicleEF	LHD1	28.73	10.10
tblVehicleEF	LHD1	0.08	0.07
tblVehicleEF	LHD1	1.58	1.06
tblVehicleEF	LHD1	9.5400e-004	9.8200e-004
tblVehicleEF	LHD1	0.01	0.01
tblVehicleEF	LHD1	0.01	9.4060e-003
tblVehicleEF	LHD1	8.2700e-004	2.3100e-004
tblVehicleEF	LHD1	9.1300e-004	9.4000e-004
tblVehicleEF	LHD1	2.5700e-003	2.5020e-003
tblVehicleEF	LHD1	0.01	8.9760e-003
tblVehicleEF	LHD1	7.6100e-004	2.1300e-004
tblVehicleEF	LHD1	6.6270e-003	5.2970e-003
tblVehicleEF	LHD1	0.12	0.09
tblVehicleEF	LHD1	0.02	0.02
tblVehicleEF	LHD1	3.7910e-003	3.0170e-003
tblVehicleEF	LHD1	0.07	0.05
tblVehicleEF	LHD1	0.35	0.54
tblVehicleEF	LHD1	0.21	0.06
tblVehicleEF	LHD1	9.2000e-005	8.8000e-005

Merrill Commerce Center (Phase B Operations - Passenger Cars) - San Bernardino-South Coast County, Summer

tblVehicleEF	LHD1	5.8160e-003	6.0590e-003
tblVehicleEF	LHD1	3.2600e-004	1.0000e-004
tblVehicleEF	LHD1	6.6270e-003	5.2970e-003
tblVehicleEF	LHD1	0.12	0.09
tblVehicleEF	LHD1	0.02	0.03
tblVehicleEF	LHD1	3.7910e-003	3.0170e-003
tblVehicleEF	LHD1	0.09	0.07
tblVehicleEF	LHD1	0.35	0.54
tblVehicleEF	LHD1	0.23	0.07
tblVehicleEF	LHD1	4.6720e-003	4.5010e-003
tblVehicleEF	LHD1	9.0130e-003	4.8240e-003
tblVehicleEF	LHD1	0.02	0.01
tblVehicleEF	LHD1	0.14	0.17
tblVehicleEF	LHD1	0.81	0.64
tblVehicleEF	LHD1	2.15	0.92
tblVehicleEF	LHD1	9.21	9.12
tblVehicleEF	LHD1	593.90	622.72
tblVehicleEF	LHD1	28.73	10.18
tblVehicleEF	LHD1	0.08	0.07
tblVehicleEF	LHD1	1.65	1.11
tblVehicleEF	LHD1	9.5400e-004	9.8200e-004
tblVehicleEF	LHD1	0.01	0.01
tblVehicleEF	LHD1	0.01	9.4060e-003
tblVehicleEF	LHD1	8.2700e-004	2.3100e-004
tblVehicleEF	LHD1	9.1300e-004	9.4000e-004
tblVehicleEF	LHD1	2.5700e-003	2.5020e-003
tblVehicleEF	LHD1	0.01	8.9760e-003

Merrill Commerce Center (Phase B Operations - Passenger Cars) - San Bernardino-South Coast County, Summer

tblVehicleEF	LHD1	7.6100e-004	2.1300e-004
tblVehicleEF	LHD1	3.6120e-003	2.9190e-003
tblVehicleEF	LHD1	0.12	0.09
tblVehicleEF	LHD1	0.02	0.02
tblVehicleEF	LHD1	1.6770e-003	1.3230e-003
tblVehicleEF	LHD1	0.07	0.05
tblVehicleEF	LHD1	0.37	0.58
tblVehicleEF	LHD1	0.22	0.06
tblVehicleEF	LHD1	9.2000e-005	8.8000e-005
tblVehicleEF	LHD1	5.8160e-003	6.0590e-003
tblVehicleEF	LHD1	3.2800e-004	1.0100e-004
tblVehicleEF	LHD1	3.6120e-003	2.9190e-003
tblVehicleEF	LHD1	0.12	0.09
tblVehicleEF	LHD1	0.02	0.03
tblVehicleEF	LHD1	1.6770e-003	1.3230e-003
tblVehicleEF	LHD1	0.09	0.07
tblVehicleEF	LHD1	0.37	0.58
tblVehicleEF	LHD1	0.24	0.07
tblVehicleEF	LHD2	3.1420e-003	3.0290e-003
tblVehicleEF	LHD2	3.3700e-003	3.3290e-003
tblVehicleEF	LHD2	5.9590e-003	7.7710e-003
tblVehicleEF	LHD2	0.12	0.13
tblVehicleEF	LHD2	0.36	0.43
tblVehicleEF	LHD2	1.03	0.54
tblVehicleEF	LHD2	14.09	14.24
tblVehicleEF	LHD2	595.69	623.31
tblVehicleEF	LHD2	23.37	7.26

Merrill Commerce Center (Phase B Operations - Passenger Cars) - San Bernardino-South Coast County, Summer

tblVehicleEF	LHD2	0.10	0.10
tblVehicleEF	LHD2	0.94	1.21
tblVehicleEF	LHD2	1.2080e-003	1.4410e-003
tblVehicleEF	LHD2	0.01	0.01
tblVehicleEF	LHD2	0.01	0.01
tblVehicleEF	LHD2	3.6200e-004	1.1200e-004
tblVehicleEF	LHD2	1.1560e-003	1.3780e-003
tblVehicleEF	LHD2	2.6970e-003	2.7030e-003
tblVehicleEF	LHD2	9.9080e-003	0.01
tblVehicleEF	LHD2	3.3300e-004	1.0300e-004
tblVehicleEF	LHD2	1.0780e-003	1.3290e-003
tblVehicleEF	LHD2	0.03	0.04
tblVehicleEF	LHD2	0.01	0.02
tblVehicleEF	LHD2	6.0700e-004	7.2000e-004
tblVehicleEF	LHD2	0.05	0.05
tblVehicleEF	LHD2	0.07	0.24
tblVehicleEF	LHD2	0.08	0.04
tblVehicleEF	LHD2	1.3700e-004	1.3600e-004
tblVehicleEF	LHD2	5.7920e-003	6.0100e-003
tblVehicleEF	LHD2	2.5200e-004	7.2000e-005
tblVehicleEF	LHD2	1.0780e-003	1.3290e-003
tblVehicleEF	LHD2	0.03	0.04
tblVehicleEF	LHD2	0.02	0.02
tblVehicleEF	LHD2	6.0700e-004	7.2000e-004
tblVehicleEF	LHD2	0.05	0.06
tblVehicleEF	LHD2	0.07	0.24
tblVehicleEF	LHD2	0.09	0.04

Merrill Commerce Center (Phase B Operations - Passenger Cars) - San Bernardino-South Coast County, Summer

tblVehicleEF	LHD2	3.1420e-003	3.0380e-003
tblVehicleEF	LHD2	3.4100e-003	3.3590e-003
tblVehicleEF	LHD2	5.7050e-003	7.4220e-003
tblVehicleEF	LHD2	0.12	0.13
tblVehicleEF	LHD2	0.36	0.44
tblVehicleEF	LHD2	0.97	0.51
tblVehicleEF	LHD2	14.09	14.24
tblVehicleEF	LHD2	595.69	623.32
tblVehicleEF	LHD2	23.37	7.20
tblVehicleEF	LHD2	0.10	0.10
tblVehicleEF	LHD2	0.88	1.14
tblVehicleEF	LHD2	1.2080e-003	1.4410e-003
tblVehicleEF	LHD2	0.01	0.01
tblVehicleEF	LHD2	0.01	0.01
tblVehicleEF	LHD2	3.6200e-004	1.1200e-004
tblVehicleEF	LHD2	1.1560e-003	1.3780e-003
tblVehicleEF	LHD2	2.6970e-003	2.7030e-003
tblVehicleEF	LHD2	9.9080e-003	0.01
tblVehicleEF	LHD2	3.3300e-004	1.0300e-004
tblVehicleEF	LHD2	2.0680e-003	2.5650e-003
tblVehicleEF	LHD2	0.04	0.05
tblVehicleEF	LHD2	0.01	0.02
tblVehicleEF	LHD2	1.2890e-003	1.5490e-003
tblVehicleEF	LHD2	0.05	0.05
tblVehicleEF	LHD2	0.07	0.24
tblVehicleEF	LHD2	0.08	0.04
tblVehicleEF	LHD2	1.3700e-004	1.3600e-004

Merrill Commerce Center (Phase B Operations - Passenger Cars) - San Bernardino-South Coast County, Summer

tblVehicleEF	LHD2	5.7920e-003	6.0110e-003
tblVehicleEF	LHD2	2.5100e-004	7.1000e-005
tblVehicleEF	LHD2	2.0680e-003	2.5650e-003
tblVehicleEF	LHD2	0.04	0.05
tblVehicleEF	LHD2	0.02	0.02
tblVehicleEF	LHD2	1.2890e-003	1.5490e-003
tblVehicleEF	LHD2	0.05	0.06
tblVehicleEF	LHD2	0.07	0.24
tblVehicleEF	LHD2	0.08	0.04
tblVehicleEF	LHD2	3.1420e-003	3.0310e-003
tblVehicleEF	LHD2	3.3740e-003	3.3320e-003
tblVehicleEF	LHD2	5.9110e-003	7.7050e-003
tblVehicleEF	LHD2	0.12	0.13
tblVehicleEF	LHD2	0.36	0.43
tblVehicleEF	LHD2	1.02	0.54
tblVehicleEF	LHD2	14.09	14.24
tblVehicleEF	LHD2	595.69	623.31
tblVehicleEF	LHD2	23.37	7.24
tblVehicleEF	LHD2	0.10	0.10
tblVehicleEF	LHD2	0.92	1.20
tblVehicleEF	LHD2	1.2080e-003	1.4410e-003
tblVehicleEF	LHD2	0.01	0.01
tblVehicleEF	LHD2	0.01	0.01
tblVehicleEF	LHD2	3.6200e-004	1.1200e-004
tblVehicleEF	LHD2	1.1560e-003	1.3780e-003
tblVehicleEF	LHD2	2.6970e-003	2.7030e-003
tblVehicleEF	LHD2	9.9080e-003	0.01

Merrill Commerce Center (Phase B Operations - Passenger Cars) - San Bernardino-South Coast County, Summer

tblVehicleEF	LHD2	3.3300e-004	1.0300e-004
tblVehicleEF	LHD2	1.0780e-003	1.3530e-003
tblVehicleEF	LHD2	0.03	0.04
tblVehicleEF	LHD2	0.01	0.02
tblVehicleEF	LHD2	5.9100e-004	6.9900e-004
tblVehicleEF	LHD2	0.05	0.05
tblVehicleEF	LHD2	0.07	0.25
tblVehicleEF	LHD2	0.08	0.04
tblVehicleEF	LHD2	1.3700e-004	1.3600e-004
tblVehicleEF	LHD2	5.7920e-003	6.0100e-003
tblVehicleEF	LHD2	2.5200e-004	7.2000e-005
tblVehicleEF	LHD2	1.0780e-003	1.3530e-003
tblVehicleEF	LHD2	0.03	0.04
tblVehicleEF	LHD2	0.02	0.02
tblVehicleEF	LHD2	5.9100e-004	6.9900e-004
tblVehicleEF	LHD2	0.05	0.06
tblVehicleEF	LHD2	0.07	0.25
tblVehicleEF	LHD2	0.09	0.04
tblVehicleEF	MCY	0.44	0.33
tblVehicleEF	MCY	0.16	0.25
tblVehicleEF	MCY	19.41	19.66
tblVehicleEF	MCY	9.98	8.85
tblVehicleEF	MCY	169.81	211.00
tblVehicleEF	MCY	45.18	60.62
tblVehicleEF	MCY	1.15	1.15
tblVehicleEF	MCY	1.9700e-003	1.9320e-003
tblVehicleEF	MCY	3.3250e-003	2.8200e-003

Merrill Commerce Center (Phase B Operations - Passenger Cars) - San Bernardino-South Coast County, Summer

tblVehicleEF	MCY	1.8410e-003	1.8050e-003
tblVehicleEF	MCY	3.1250e-003	2.6490e-003
tblVehicleEF	MCY	1.43	1.45
tblVehicleEF	MCY	0.80	0.82
tblVehicleEF	MCY	0.78	0.79
tblVehicleEF	MCY	2.18	2.19
tblVehicleEF	MCY	0.45	1.82
tblVehicleEF	MCY	2.12	1.87
tblVehicleEF	MCY	2.0790e-003	2.0880e-003
tblVehicleEF	MCY	6.7700e-004	6.0000e-004
tblVehicleEF	MCY	1.43	1.45
tblVehicleEF	MCY	0.80	0.82
tblVehicleEF	MCY	0.78	0.79
tblVehicleEF	MCY	2.71	2.71
tblVehicleEF	MCY	0.45	1.82
tblVehicleEF	MCY	2.31	2.04
tblVehicleEF	MCY	0.43	0.32
tblVehicleEF	MCY	0.13	0.21
tblVehicleEF	MCY	19.54	19.80
tblVehicleEF	MCY	9.04	7.97
tblVehicleEF	MCY	169.81	211.03
tblVehicleEF	MCY	45.18	58.35
tblVehicleEF	MCY	0.98	0.98
tblVehicleEF	MCY	1.9700e-003	1.9320e-003
tblVehicleEF	MCY	3.3250e-003	2.8200e-003
tblVehicleEF	MCY	1.8410e-003	1.8050e-003
tblVehicleEF	MCY	3.1250e-003	2.6490e-003

Merrill Commerce Center (Phase B Operations - Passenger Cars) - San Bernardino-South Coast County, Summer

tblVehicleEF	MCY	3.10	3.13
tblVehicleEF	MCY	1.23	1.26
tblVehicleEF	MCY	2.07	2.09
tblVehicleEF	MCY	2.14	2.14
tblVehicleEF	MCY	0.45	1.81
tblVehicleEF	MCY	1.83	1.61
tblVehicleEF	MCY	2.0790e-003	2.0880e-003
tblVehicleEF	MCY	6.5300e-004	5.7700e-004
tblVehicleEF	MCY	3.10	3.13
tblVehicleEF	MCY	1.23	1.26
tblVehicleEF	MCY	2.07	2.09
tblVehicleEF	MCY	2.65	2.65
tblVehicleEF	MCY	0.45	1.81
tblVehicleEF	MCY	1.99	1.75
tblVehicleEF	MCY	0.43	0.32
tblVehicleEF	MCY	0.15	0.24
tblVehicleEF	MCY	18.58	18.81
tblVehicleEF	MCY	9.62	8.50
tblVehicleEF	MCY	169.81	209.52
tblVehicleEF	MCY	45.18	59.85
tblVehicleEF	MCY	1.11	1.11
tblVehicleEF	MCY	1.9700e-003	1.9320e-003
tblVehicleEF	MCY	3.3250e-003	2.8200e-003
tblVehicleEF	MCY	1.8410e-003	1.8050e-003
tblVehicleEF	MCY	3.1250e-003	2.6490e-003
tblVehicleEF	MCY	1.69	1.70
tblVehicleEF	MCY	1.07	1.09

Merrill Commerce Center (Phase B Operations - Passenger Cars) - San Bernardino-South Coast County, Summer

tblVehicleEF	MCY	0.70	0.70
tblVehicleEF	MCY	2.15	2.16
tblVehicleEF	MCY	0.52	2.09
tblVehicleEF	MCY	2.05	1.81
tblVehicleEF	MCY	2.0650e-003	2.0730e-003
tblVehicleEF	MCY	6.6900e-004	5.9200e-004
tblVehicleEF	MCY	1.69	1.70
tblVehicleEF	MCY	1.07	1.09
tblVehicleEF	MCY	0.70	0.70
tblVehicleEF	MCY	2.67	2.67
tblVehicleEF	MCY	0.52	2.09
tblVehicleEF	MCY	2.23	1.97
tblVehicleEF	MDV	9.3540e-003	3.8560e-003
tblVehicleEF	MDV	0.01	0.07
tblVehicleEF	MDV	1.04	0.86
tblVehicleEF	MDV	2.45	2.81
tblVehicleEF	MDV	439.27	371.74
tblVehicleEF	MDV	98.67	77.98
tblVehicleEF	MDV	0.13	0.08
tblVehicleEF	MDV	1.7830e-003	1.4230e-003
tblVehicleEF	MDV	2.4100e-003	1.7590e-003
tblVehicleEF	MDV	1.6430e-003	1.3120e-003
tblVehicleEF	MDV	2.2160e-003	1.6180e-003
tblVehicleEF	MDV	0.09	0.11
tblVehicleEF	MDV	0.18	0.15
tblVehicleEF	MDV	0.08	0.10
tblVehicleEF	MDV	0.02	0.02

Merrill Commerce Center (Phase B Operations - Passenger Cars) - San Bernardino-South Coast County, Summer

tblVehicleEF	MDV	0.10	0.47
tblVehicleEF	MDV	0.18	0.34
tblVehicleEF	MDV	4.3980e-003	3.6750e-003
tblVehicleEF	MDV	1.0290e-003	7.7200e-004
tblVehicleEF	MDV	0.09	0.11
tblVehicleEF	MDV	0.18	0.15
tblVehicleEF	MDV	0.08	0.10
tblVehicleEF	MDV	0.03	0.02
tblVehicleEF	MDV	0.10	0.47
tblVehicleEF	MDV	0.20	0.37
tblVehicleEF	MDV	0.01	4.4140e-003
tblVehicleEF	MDV	0.01	0.06
tblVehicleEF	MDV	1.27	1.05
tblVehicleEF	MDV	2.03	2.33
tblVehicleEF	MDV	478.15	394.46
tblVehicleEF	MDV	98.67	77.03
tblVehicleEF	MDV	0.11	0.07
tblVehicleEF	MDV	1.7830e-003	1.4230e-003
tblVehicleEF	MDV	2.4100e-003	1.7590e-003
tblVehicleEF	MDV	1.6430e-003	1.3120e-003
tblVehicleEF	MDV	2.2160e-003	1.6180e-003
tblVehicleEF	MDV	0.19	0.22
tblVehicleEF	MDV	0.21	0.18
tblVehicleEF	MDV	0.16	0.20
tblVehicleEF	MDV	0.03	0.02
tblVehicleEF	MDV	0.10	0.47
tblVehicleEF	MDV	0.15	0.29

Merrill Commerce Center (Phase B Operations - Passenger Cars) - San Bernardino-South Coast County, Summer

tblVehicleEF	MDV	4.7900e-003	3.9000e-003
tblVehicleEF	MDV	1.0220e-003	7.6200e-004
tblVehicleEF	MDV	0.19	0.22
tblVehicleEF	MDV	0.21	0.18
tblVehicleEF	MDV	0.16	0.20
tblVehicleEF	MDV	0.04	0.03
tblVehicleEF	MDV	0.10	0.47
tblVehicleEF	MDV	0.17	0.31
tblVehicleEF	MDV	9.1040e-003	3.7610e-003
tblVehicleEF	MDV	0.01	0.07
tblVehicleEF	MDV	0.99	0.81
tblVehicleEF	MDV	2.42	2.77
tblVehicleEF	MDV	430.20	366.36
tblVehicleEF	MDV	98.67	77.90
tblVehicleEF	MDV	0.12	0.07
tblVehicleEF	MDV	1.7830e-003	1.4230e-003
tblVehicleEF	MDV	2.4100e-003	1.7590e-003
tblVehicleEF	MDV	1.6430e-003	1.3120e-003
tblVehicleEF	MDV	2.2160e-003	1.6180e-003
tblVehicleEF	MDV	0.09	0.10
tblVehicleEF	MDV	0.20	0.17
tblVehicleEF	MDV	0.08	0.09
tblVehicleEF	MDV	0.02	0.02
tblVehicleEF	MDV	0.12	0.55
tblVehicleEF	MDV	0.18	0.34
tblVehicleEF	MDV	4.3070e-003	3.6210e-003
tblVehicleEF	MDV	1.0290e-003	7.7100e-004

Merrill Commerce Center (Phase B Operations - Passenger Cars) - San Bernardino-South Coast County, Summer

tblVehicleEF	MDV	0.09	0.10
tblVehicleEF	MDV	0.20	0.17
tblVehicleEF	MDV	0.08	0.09
tblVehicleEF	MDV	0.03	0.02
tblVehicleEF	MDV	0.12	0.55
tblVehicleEF	MDV	0.20	0.37
tblVehicleEF	MH	0.02	3.5960e-003
tblVehicleEF	MH	0.02	0.00
tblVehicleEF	MH	1.94	0.33
tblVehicleEF	MH	5.34	0.00
tblVehicleEF	MH	1,048.24	928.73
tblVehicleEF	MH	58.51	0.00
tblVehicleEF	MH	1.28	4.11
tblVehicleEF	MH	0.01	0.02
tblVehicleEF	MH	0.03	0.12
tblVehicleEF	MH	1.0110e-003	0.00
tblVehicleEF	MH	3.2250e-003	4.0000e-003
tblVehicleEF	MH	0.03	0.12
tblVehicleEF	MH	9.3000e-004	0.00
tblVehicleEF	MH	1.22	0.00
tblVehicleEF	MH	0.08	0.00
tblVehicleEF	MH	0.43	0.00
tblVehicleEF	MH	0.07	0.08
tblVehicleEF	MH	0.03	0.00
tblVehicleEF	MH	0.31	0.00
tblVehicleEF	MH	0.01	8.7800e-003
tblVehicleEF	MH	6.7800e-004	0.00

Merrill Commerce Center (Phase B Operations - Passenger Cars) - San Bernardino-South Coast County, Summer

tblVehicleEF	MH	1.22	0.00
tblVehicleEF	MH	0.08	0.00
tblVehicleEF	MH	0.43	0.00
tblVehicleEF	MH	0.10	0.09
tblVehicleEF	MH	0.03	0.00
tblVehicleEF	MH	0.34	0.00
tblVehicleEF	MH	0.02	3.5960e-003
tblVehicleEF	MH	0.02	0.00
tblVehicleEF	MH	2.01	0.33
tblVehicleEF	MH	4.87	0.00
tblVehicleEF	MH	1,048.24	928.73
tblVehicleEF	MH	58.51	0.00
tblVehicleEF	MH	1.17	3.87
tblVehicleEF	MH	0.01	0.02
tblVehicleEF	MH	0.03	0.12
tblVehicleEF	MH	1.0110e-003	0.00
tblVehicleEF	MH	3.2250e-003	4.0000e-003
tblVehicleEF	MH	0.03	0.12
tblVehicleEF	MH	9.3000e-004	0.00
tblVehicleEF	MH	2.40	0.00
tblVehicleEF	MH	0.09	0.00
tblVehicleEF	MH	1.01	0.00
tblVehicleEF	MH	0.08	0.08
tblVehicleEF	MH	0.03	0.00
tblVehicleEF	MH	0.29	0.00
tblVehicleEF	MH	0.01	8.7800e-003
tblVehicleEF	MH	6.7000e-004	0.00

Merrill Commerce Center (Phase B Operations - Passenger Cars) - San Bernardino-South Coast County, Summer

tblVehicleEF	MH	2.40	0.00
tblVehicleEF	MH	0.09	0.00
tblVehicleEF	MH	1.01	0.00
tblVehicleEF	MH	0.10	0.09
tblVehicleEF	MH	0.03	0.00
tblVehicleEF	MH	0.32	0.00
tblVehicleEF	MH	0.02	3.5960e-003
tblVehicleEF	MH	0.02	0.00
tblVehicleEF	MH	1.94	0.33
tblVehicleEF	MH	5.29	0.00
tblVehicleEF	MH	1,048.24	928.73
tblVehicleEF	MH	58.51	0.00
tblVehicleEF	MH	1.25	4.05
tblVehicleEF	MH	0.01	0.02
tblVehicleEF	MH	0.03	0.12
tblVehicleEF	MH	1.0110e-003	0.00
tblVehicleEF	MH	3.2250e-003	4.0000e-003
tblVehicleEF	MH	0.03	0.12
tblVehicleEF	MH	9.3000e-004	0.00
tblVehicleEF	MH	1.42	0.00
tblVehicleEF	MH	0.09	0.00
tblVehicleEF	MH	0.44	0.00
tblVehicleEF	MH	0.07	0.08
tblVehicleEF	MH	0.03	0.00
tblVehicleEF	MH	0.31	0.00
tblVehicleEF	MH	0.01	8.7800e-003
tblVehicleEF	MH	6.7700e-004	0.00

Merrill Commerce Center (Phase B Operations - Passenger Cars) - San Bernardino-South Coast County, Summer

tblVehicleEF	MH	1.42	0.00
tblVehicleEF	MH	0.09	0.00
tblVehicleEF	MH	0.44	0.00
tblVehicleEF	MH	0.10	0.09
tblVehicleEF	MH	0.03	0.00
tblVehicleEF	MH	0.34	0.00
tblVehicleEF	MHD	0.02	3.0370e-003
tblVehicleEF	MHD	2.3730e-003	1.0670e-003
tblVehicleEF	MHD	0.04	7.4460e-003
tblVehicleEF	MHD	0.29	0.34
tblVehicleEF	MHD	0.21	0.14
tblVehicleEF	MHD	3.98	0.80
tblVehicleEF	MHD	157.13	63.12
tblVehicleEF	MHD	1,097.93	940.09
tblVehicleEF	MHD	49.45	7.43
tblVehicleEF	MHD	0.42	0.34
tblVehicleEF	MHD	0.63	1.01
tblVehicleEF	MHD	9.1000e-005	2.4100e-004
tblVehicleEF	MHD	2.7720e-003	7.6590e-003
tblVehicleEF	MHD	6.6500e-004	8.6000e-005
tblVehicleEF	MHD	8.7000e-005	2.3000e-004
tblVehicleEF	MHD	2.6480e-003	7.3240e-003
tblVehicleEF	MHD	6.1100e-004	7.9000e-005
tblVehicleEF	MHD	9.7700e-004	4.4300e-004
tblVehicleEF	MHD	0.03	0.02
tblVehicleEF	MHD	0.02	0.02
tblVehicleEF	MHD	5.2700e-004	2.3800e-004

Merrill Commerce Center (Phase B Operations - Passenger Cars) - San Bernardino-South Coast County, Summer

tblVehicleEF	MHD	0.03	0.01
tblVehicleEF	MHD	0.01	0.08
tblVehicleEF	MHD	0.24	0.04
tblVehicleEF	MHD	1.5090e-003	5.9900e-004
tblVehicleEF	MHD	0.01	8.9580e-003
tblVehicleEF	MHD	5.6400e-004	7.4000e-005
tblVehicleEF	MHD	9.7700e-004	4.4300e-004
tblVehicleEF	MHD	0.03	0.02
tblVehicleEF	MHD	0.03	0.02
tblVehicleEF	MHD	5.2700e-004	2.3800e-004
tblVehicleEF	MHD	0.03	0.01
tblVehicleEF	MHD	0.01	0.08
tblVehicleEF	MHD	0.27	0.04
tblVehicleEF	MHD	0.01	2.8930e-003
tblVehicleEF	MHD	2.4050e-003	1.0900e-003
tblVehicleEF	MHD	0.04	7.1060e-003
tblVehicleEF	MHD	0.21	0.29
tblVehicleEF	MHD	0.21	0.15
tblVehicleEF	MHD	3.72	0.75
tblVehicleEF	MHD	166.43	62.88
tblVehicleEF	MHD	1,097.93	940.09
tblVehicleEF	MHD	49.45	7.34
tblVehicleEF	MHD	0.44	0.33
tblVehicleEF	MHD	0.59	0.95
tblVehicleEF	MHD	7.6000e-005	2.0600e-004
tblVehicleEF	MHD	2.7720e-003	7.6590e-003
tblVehicleEF	MHD	6.6500e-004	8.6000e-005

Merrill Commerce Center (Phase B Operations - Passenger Cars) - San Bernardino-South Coast County, Summer

tblVehicleEF	MHD	7.3000e-005	1.9700e-004
tblVehicleEF	MHD	2.6480e-003	7.3240e-003
tblVehicleEF	MHD	6.1100e-004	7.9000e-005
tblVehicleEF	MHD	1.9120e-003	8.6600e-004
tblVehicleEF	MHD	0.04	0.02
tblVehicleEF	MHD	0.02	0.01
tblVehicleEF	MHD	1.1780e-003	5.3200e-004
tblVehicleEF	MHD	0.03	0.01
tblVehicleEF	MHD	0.01	0.08
tblVehicleEF	MHD	0.23	0.04
tblVehicleEF	MHD	1.5970e-003	5.9700e-004
tblVehicleEF	MHD	0.01	8.9590e-003
tblVehicleEF	MHD	5.6000e-004	7.3000e-005
tblVehicleEF	MHD	1.9120e-003	8.6600e-004
tblVehicleEF	MHD	0.04	0.02
tblVehicleEF	MHD	0.03	0.02
tblVehicleEF	MHD	1.1780e-003	5.3200e-004
tblVehicleEF	MHD	0.03	0.01
tblVehicleEF	MHD	0.01	0.08
tblVehicleEF	MHD	0.25	0.04
tblVehicleEF	MHD	0.02	3.2500e-003
tblVehicleEF	MHD	2.3770e-003	1.0690e-003
tblVehicleEF	MHD	0.04	7.3590e-003
tblVehicleEF	MHD	0.41	0.40
tblVehicleEF	MHD	0.21	0.14
tblVehicleEF	MHD	3.91	0.79
tblVehicleEF	MHD	144.26	63.46

Merrill Commerce Center (Phase B Operations - Passenger Cars) - San Bernardino-South Coast County, Summer

tblVehicleEF	MHD	1,097.93	940.09
tblVehicleEF	MHD	49.45	7.41
tblVehicleEF	MHD	0.40	0.36
tblVehicleEF	MHD	0.62	0.99
tblVehicleEF	MHD	1.1000e-004	2.8900e-004
tblVehicleEF	MHD	2.7720e-003	7.6590e-003
tblVehicleEF	MHD	6.6500e-004	8.6000e-005
tblVehicleEF	MHD	1.0600e-004	2.7600e-004
tblVehicleEF	MHD	2.6480e-003	7.3240e-003
tblVehicleEF	MHD	6.1100e-004	7.9000e-005
tblVehicleEF	MHD	1.0160e-003	4.6200e-004
tblVehicleEF	MHD	0.04	0.02
tblVehicleEF	MHD	0.02	0.02
tblVehicleEF	MHD	5.1300e-004	2.3200e-004
tblVehicleEF	MHD	0.03	0.01
tblVehicleEF	MHD	0.01	0.09
tblVehicleEF	MHD	0.24	0.04
tblVehicleEF	MHD	1.3880e-003	6.0200e-004
tblVehicleEF	MHD	0.01	8.9580e-003
tblVehicleEF	MHD	5.6300e-004	7.3000e-005
tblVehicleEF	MHD	1.0160e-003	4.6200e-004
tblVehicleEF	MHD	0.04	0.02
tblVehicleEF	MHD	0.03	0.02
tblVehicleEF	MHD	5.1300e-004	2.3200e-004
tblVehicleEF	MHD	0.03	0.01
tblVehicleEF	MHD	0.01	0.09
tblVehicleEF	MHD	0.26	0.04

Merrill Commerce Center (Phase B Operations - Passenger Cars) - San Bernardino-South Coast County, Summer

tblVehicleEF	OBUS	0.01	9.0060e-003
tblVehicleEF	OBUS	6.2520e-003	5.7900e-003
tblVehicleEF	OBUS	0.03	0.02
tblVehicleEF	OBUS	0.24	0.51
tblVehicleEF	OBUS	0.41	0.69
tblVehicleEF	OBUS	5.29	2.52
tblVehicleEF	OBUS	65.82	66.45
tblVehicleEF	OBUS	1,119.44	1,394.03
tblVehicleEF	OBUS	69.89	20.71
tblVehicleEF	OBUS	0.13	0.24
tblVehicleEF	OBUS	0.44	0.87
tblVehicleEF	OBUS	1.1000e-005	8.1000e-005
tblVehicleEF	OBUS	2.0200e-003	6.3490e-003
tblVehicleEF	OBUS	9.5000e-004	2.3700e-004
tblVehicleEF	OBUS	1.1000e-005	7.8000e-005
tblVehicleEF	OBUS	1.9090e-003	6.0530e-003
tblVehicleEF	OBUS	8.7400e-004	2.1800e-004
tblVehicleEF	OBUS	1.8990e-003	2.7570e-003
tblVehicleEF	OBUS	0.02	0.03
tblVehicleEF	OBUS	0.03	0.05
tblVehicleEF	OBUS	8.3600e-004	1.1520e-003
tblVehicleEF	OBUS	0.03	0.03
tblVehicleEF	OBUS	0.05	0.32
tblVehicleEF	OBUS	0.33	0.12
tblVehicleEF	OBUS	6.4000e-004	6.3400e-004
tblVehicleEF	OBUS	0.01	0.01
tblVehicleEF	OBUS	7.9100e-004	2.0500e-004

Merrill Commerce Center (Phase B Operations - Passenger Cars) - San Bernardino-South Coast County, Summer

tblVehicleEF	OBUS	1.8990e-003	2.7570e-003
tblVehicleEF	OBUS	0.02	0.03
tblVehicleEF	OBUS	0.04	0.06
tblVehicleEF	OBUS	8.3600e-004	1.1520e-003
tblVehicleEF	OBUS	0.04	0.04
tblVehicleEF	OBUS	0.05	0.32
tblVehicleEF	OBUS	0.36	0.13
tblVehicleEF	OBUS	0.01	9.0820e-003
tblVehicleEF	OBUS	6.4110e-003	5.9630e-003
tblVehicleEF	OBUS	0.02	0.02
tblVehicleEF	OBUS	0.24	0.51
tblVehicleEF	OBUS	0.42	0.71
tblVehicleEF	OBUS	4.85	2.32
tblVehicleEF	OBUS	68.71	65.76
tblVehicleEF	OBUS	1,119.44	1,394.07
tblVehicleEF	OBUS	69.89	20.35
tblVehicleEF	OBUS	0.13	0.23
tblVehicleEF	OBUS	0.41	0.80
tblVehicleEF	OBUS	1.0000e-005	7.2000e-005
tblVehicleEF	OBUS	2.0200e-003	6.3490e-003
tblVehicleEF	OBUS	9.5000e-004	2.3700e-004
tblVehicleEF	OBUS	9.0000e-006	6.9000e-005
tblVehicleEF	OBUS	1.9090e-003	6.0530e-003
tblVehicleEF	OBUS	8.7400e-004	2.1800e-004
tblVehicleEF	OBUS	3.6770e-003	5.3510e-003
tblVehicleEF	OBUS	0.02	0.03
tblVehicleEF	OBUS	0.03	0.05

Merrill Commerce Center (Phase B Operations - Passenger Cars) - San Bernardino-South Coast County, Summer

tblVehicleEF	OBUS	1.8930e-003	2.6140e-003
tblVehicleEF	OBUS	0.03	0.03
tblVehicleEF	OBUS	0.05	0.32
tblVehicleEF	OBUS	0.31	0.11
tblVehicleEF	OBUS	6.6800e-004	6.2800e-004
tblVehicleEF	OBUS	0.01	0.01
tblVehicleEF	OBUS	7.8400e-004	2.0100e-004
tblVehicleEF	OBUS	3.6770e-003	5.3510e-003
tblVehicleEF	OBUS	0.02	0.03
tblVehicleEF	OBUS	0.04	0.06
tblVehicleEF	OBUS	1.8930e-003	2.6140e-003
tblVehicleEF	OBUS	0.04	0.04
tblVehicleEF	OBUS	0.05	0.32
tblVehicleEF	OBUS	0.34	0.12
tblVehicleEF	OBUS	0.01	8.9410e-003
tblVehicleEF	OBUS	6.2690e-003	5.8090e-003
tblVehicleEF	OBUS	0.03	0.02
tblVehicleEF	OBUS	0.25	0.51
tblVehicleEF	OBUS	0.41	0.69
tblVehicleEF	OBUS	5.25	2.51
tblVehicleEF	OBUS	61.82	67.41
tblVehicleEF	OBUS	1,119.44	1,394.04
tblVehicleEF	OBUS	69.89	20.67
tblVehicleEF	OBUS	0.12	0.26
tblVehicleEF	OBUS	0.43	0.86
tblVehicleEF	OBUS	1.4000e-005	9.4000e-005
tblVehicleEF	OBUS	2.0200e-003	6.3490e-003

Merrill Commerce Center (Phase B Operations - Passenger Cars) - San Bernardino-South Coast County, Summer

tblVehicleEF	OBUS	9.5000e-004	2.3700e-004
tblVehicleEF	OBUS	1.3000e-005	9.0000e-005
tblVehicleEF	OBUS	1.9090e-003	6.0530e-003
tblVehicleEF	OBUS	8.7400e-004	2.1800e-004
tblVehicleEF	OBUS	1.9540e-003	2.9210e-003
tblVehicleEF	OBUS	0.02	0.03
tblVehicleEF	OBUS	0.03	0.05
tblVehicleEF	OBUS	8.3000e-004	1.1560e-003
tblVehicleEF	OBUS	0.03	0.03
tblVehicleEF	OBUS	0.05	0.34
tblVehicleEF	OBUS	0.33	0.12
tblVehicleEF	OBUS	6.0200e-004	6.4400e-004
tblVehicleEF	OBUS	0.01	0.01
tblVehicleEF	OBUS	7.9100e-004	2.0500e-004
tblVehicleEF	OBUS	1.9540e-003	2.9210e-003
tblVehicleEF	OBUS	0.02	0.03
tblVehicleEF	OBUS	0.04	0.06
tblVehicleEF	OBUS	8.3000e-004	1.1560e-003
tblVehicleEF	OBUS	0.04	0.04
tblVehicleEF	OBUS	0.05	0.34
tblVehicleEF	OBUS	0.36	0.13
tblVehicleEF	SBUS	0.82	0.05
tblVehicleEF	SBUS	8.4750e-003	5.6520e-003
tblVehicleEF	SBUS	0.06	4.4230e-003
tblVehicleEF	SBUS	6.01	2.12
tblVehicleEF	SBUS	0.53	0.48
tblVehicleEF	SBUS	5.05	0.58

Merrill Commerce Center (Phase B Operations - Passenger Cars) - San Bernardino-South Coast County, Summer

tblVehicleEF	SBUS	1,217.18	331.70
tblVehicleEF	SBUS	1,113.27	1,082.52
tblVehicleEF	SBUS	40.27	3.48
tblVehicleEF	SBUS	9.36	3.05
tblVehicleEF	SBUS	3.61	4.26
tblVehicleEF	SBUS	7.8830e-003	2.9700e-003
tblVehicleEF	SBUS	0.01	0.01
tblVehicleEF	SBUS	0.02	0.02
tblVehicleEF	SBUS	5.9900e-004	3.5000e-005
tblVehicleEF	SBUS	7.5420e-003	2.8410e-003
tblVehicleEF	SBUS	2.7330e-003	2.7420e-003
tblVehicleEF	SBUS	0.02	0.02
tblVehicleEF	SBUS	5.5100e-004	3.2000e-005
tblVehicleEF	SBUS	3.0330e-003	7.5800e-004
tblVehicleEF	SBUS	0.02	5.7310e-003
tblVehicleEF	SBUS	0.71	0.22
tblVehicleEF	SBUS	1.4390e-003	3.8400e-004
tblVehicleEF	SBUS	0.10	0.08
tblVehicleEF	SBUS	9.3710e-003	0.03
tblVehicleEF	SBUS	0.27	0.03
tblVehicleEF	SBUS	0.01	3.1550e-003
tblVehicleEF	SBUS	0.01	0.01
tblVehicleEF	SBUS	4.9000e-004	3.4000e-005
tblVehicleEF	SBUS	3.0330e-003	7.5800e-004
tblVehicleEF	SBUS	0.02	5.7310e-003
tblVehicleEF	SBUS	1.02	0.31
tblVehicleEF	SBUS	1.4390e-003	3.8400e-004

Merrill Commerce Center (Phase B Operations - Passenger Cars) - San Bernardino-South Coast County, Summer

tblVehicleEF	SBUS	0.11	0.10
tblVehicleEF	SBUS	9.3710e-003	0.03
tblVehicleEF	SBUS	0.29	0.03
tblVehicleEF	SBUS	0.82	0.05
tblVehicleEF	SBUS	8.6200e-003	5.7220e-003
tblVehicleEF	SBUS	0.05	3.6550e-003
tblVehicleEF	SBUS	5.89	2.09
tblVehicleEF	SBUS	0.53	0.49
tblVehicleEF	SBUS	3.46	0.41
tblVehicleEF	SBUS	1,277.69	337.86
tblVehicleEF	SBUS	1,113.27	1,082.54
tblVehicleEF	SBUS	40.27	3.19
tblVehicleEF	SBUS	9.66	3.09
tblVehicleEF	SBUS	3.39	3.99
tblVehicleEF	SBUS	6.6460e-003	2.5130e-003
tblVehicleEF	SBUS	0.01	0.01
tblVehicleEF	SBUS	0.02	0.02
tblVehicleEF	SBUS	5.9900e-004	3.5000e-005
tblVehicleEF	SBUS	6.3580e-003	2.4040e-003
tblVehicleEF	SBUS	2.7330e-003	2.7420e-003
tblVehicleEF	SBUS	0.02	0.02
tblVehicleEF	SBUS	5.5100e-004	3.2000e-005
tblVehicleEF	SBUS	5.7580e-003	1.3700e-003
tblVehicleEF	SBUS	0.02	5.9610e-003
tblVehicleEF	SBUS	0.71	0.22
tblVehicleEF	SBUS	3.0800e-003	7.3800e-004
tblVehicleEF	SBUS	0.10	0.08

Merrill Commerce Center (Phase B Operations - Passenger Cars) - San Bernardino-South Coast County, Summer

tblVehicleEF	SBUS	8.5600e-003	0.03
tblVehicleEF	SBUS	0.22	0.02
tblVehicleEF	SBUS	0.01	3.2130e-003
tblVehicleEF	SBUS	0.01	0.01
tblVehicleEF	SBUS	4.6300e-004	3.2000e-005
tblVehicleEF	SBUS	5.7580e-003	1.3700e-003
tblVehicleEF	SBUS	0.02	5.9610e-003
tblVehicleEF	SBUS	1.02	0.31
tblVehicleEF	SBUS	3.0800e-003	7.3800e-004
tblVehicleEF	SBUS	0.11	0.10
tblVehicleEF	SBUS	8.5600e-003	0.03
tblVehicleEF	SBUS	0.24	0.02
tblVehicleEF	SBUS	0.82	0.05
tblVehicleEF	SBUS	8.4790e-003	5.6490e-003
tblVehicleEF	SBUS	0.06	4.5230e-003
tblVehicleEF	SBUS	6.17	2.16
tblVehicleEF	SBUS	0.53	0.48
tblVehicleEF	SBUS	5.10	0.60
tblVehicleEF	SBUS	1,133.61	323.18
tblVehicleEF	SBUS	1,113.27	1,082.52
tblVehicleEF	SBUS	40.27	3.50
tblVehicleEF	SBUS	8.94	2.98
tblVehicleEF	SBUS	3.56	4.20
tblVehicleEF	SBUS	9.5930e-003	3.6010e-003
tblVehicleEF	SBUS	0.01	0.01
tblVehicleEF	SBUS	0.02	0.02
tblVehicleEF	SBUS	5.9900e-004	3.5000e-005

Merrill Commerce Center (Phase B Operations - Passenger Cars) - San Bernardino-South Coast County, Summer

tblVehicleEF	SBUS	9.1780e-003	3.4450e-003
tblVehicleEF	SBUS	2.7330e-003	2.7420e-003
tblVehicleEF	SBUS	0.02	0.02
tblVehicleEF	SBUS	5.5100e-004	3.2000e-005
tblVehicleEF	SBUS	2.9290e-003	7.0600e-004
tblVehicleEF	SBUS	0.02	5.8560e-003
tblVehicleEF	SBUS	0.71	0.22
tblVehicleEF	SBUS	1.4140e-003	3.8400e-004
tblVehicleEF	SBUS	0.10	0.08
tblVehicleEF	SBUS	0.01	0.04
tblVehicleEF	SBUS	0.27	0.03
tblVehicleEF	SBUS	0.01	3.0740e-003
tblVehicleEF	SBUS	0.01	0.01
tblVehicleEF	SBUS	4.9100e-004	3.5000e-005
tblVehicleEF	SBUS	2.9290e-003	7.0600e-004
tblVehicleEF	SBUS	0.02	5.8560e-003
tblVehicleEF	SBUS	1.03	0.31
tblVehicleEF	SBUS	1.4140e-003	3.8400e-004
tblVehicleEF	SBUS	0.11	0.10
tblVehicleEF	SBUS	0.01	0.04
tblVehicleEF	SBUS	0.29	0.03
tblVehicleEF	UBUS	1.54	4.21
tblVehicleEF	UBUS	0.08	0.02
tblVehicleEF	UBUS	7.71	32.80
tblVehicleEF	UBUS	12.81	1.41
tblVehicleEF	UBUS	1,799.11	1,717.67
tblVehicleEF	UBUS	140.33	16.41

Merrill Commerce Center (Phase B Operations - Passenger Cars) - San Bernardino-South Coast County, Summer

tblVehicleEF	UBUS	4.15	0.36
tblVehicleEF	UBUS	0.51	0.08
tblVehicleEF	UBUS	0.01	0.03
tblVehicleEF	UBUS	0.04	2.7180e-003
tblVehicleEF	UBUS	1.4670e-003	2.1400e-004
tblVehicleEF	UBUS	0.22	0.03
tblVehicleEF	UBUS	3.0000e-003	6.3130e-003
tblVehicleEF	UBUS	0.04	2.5830e-003
tblVehicleEF	UBUS	1.3480e-003	1.9700e-004
tblVehicleEF	UBUS	7.2070e-003	1.6210e-003
tblVehicleEF	UBUS	0.10	8.9290e-003
tblVehicleEF	UBUS	3.6150e-003	6.9100e-004
tblVehicleEF	UBUS	0.42	0.06
tblVehicleEF	UBUS	0.02	0.03
tblVehicleEF	UBUS	1.06	0.07
tblVehicleEF	UBUS	9.4600e-003	3.7390e-003
tblVehicleEF	UBUS	1.6370e-003	1.6200e-004
tblVehicleEF	UBUS	7.2070e-003	1.6210e-003
tblVehicleEF	UBUS	0.10	8.9290e-003
tblVehicleEF	UBUS	3.6150e-003	6.9100e-004
tblVehicleEF	UBUS	2.00	4.30
tblVehicleEF	UBUS	0.02	0.03
tblVehicleEF	UBUS	1.17	0.07
tblVehicleEF	UBUS	1.54	4.21
tblVehicleEF	UBUS	0.07	0.02
tblVehicleEF	UBUS	7.78	32.80
tblVehicleEF	UBUS	10.55	1.16

Merrill Commerce Center (Phase B Operations - Passenger Cars) - San Bernardino-South Coast County, Summer

tblVehicleEF	UBUS	1,799.11	1,717.67
tblVehicleEF	UBUS	140.33	15.98
tblVehicleEF	UBUS	3.85	0.35
tblVehicleEF	UBUS	0.51	0.08
tblVehicleEF	UBUS	0.01	0.03
tblVehicleEF	UBUS	0.04	2.7180e-003
tblVehicleEF	UBUS	1.4670e-003	2.1400e-004
tblVehicleEF	UBUS	0.22	0.03
tblVehicleEF	UBUS	3.0000e-003	6.3130e-003
tblVehicleEF	UBUS	0.04	2.5830e-003
tblVehicleEF	UBUS	1.3480e-003	1.9700e-004
tblVehicleEF	UBUS	0.01	3.0930e-003
tblVehicleEF	UBUS	0.12	0.01
tblVehicleEF	UBUS	8.4130e-003	1.5870e-003
tblVehicleEF	UBUS	0.43	0.06
tblVehicleEF	UBUS	0.02	0.03
tblVehicleEF	UBUS	0.95	0.06
tblVehicleEF	UBUS	9.4620e-003	3.7390e-003
tblVehicleEF	UBUS	1.5980e-003	1.5800e-004
tblVehicleEF	UBUS	0.01	3.0930e-003
tblVehicleEF	UBUS	0.12	0.01
tblVehicleEF	UBUS	8.4130e-003	1.5870e-003
tblVehicleEF	UBUS	2.01	4.30
tblVehicleEF	UBUS	0.02	0.03
tblVehicleEF	UBUS	1.04	0.06
tblVehicleEF	UBUS	1.54	4.21
tblVehicleEF	UBUS	0.08	0.02

Merrill Commerce Center (Phase B Operations - Passenger Cars) - San Bernardino-South Coast County, Summer

tblVehicleEF	UBUS	7.72	32.80
tblVehicleEF	UBUS	12.41	1.38
tblVehicleEF	UBUS	1,799.11	1,717.67
tblVehicleEF	UBUS	140.33	16.35
tblVehicleEF	UBUS	4.07	0.36
tblVehicleEF	UBUS	0.51	0.08
tblVehicleEF	UBUS	0.01	0.03
tblVehicleEF	UBUS	0.04	2.7180e-003
tblVehicleEF	UBUS	1.4670e-003	2.1400e-004
tblVehicleEF	UBUS	0.22	0.03
tblVehicleEF	UBUS	3.0000e-003	6.3130e-003
tblVehicleEF	UBUS	0.04	2.5830e-003
tblVehicleEF	UBUS	1.3480e-003	1.9700e-004
tblVehicleEF	UBUS	8.0140e-003	1.7000e-003
tblVehicleEF	UBUS	0.12	0.01
tblVehicleEF	UBUS	3.7130e-003	6.8300e-004
tblVehicleEF	UBUS	0.42	0.06
tblVehicleEF	UBUS	0.03	0.04
tblVehicleEF	UBUS	1.05	0.07
tblVehicleEF	UBUS	9.4600e-003	3.7390e-003
tblVehicleEF	UBUS	1.6300e-003	1.6200e-004
tblVehicleEF	UBUS	8.0140e-003	1.7000e-003
tblVehicleEF	UBUS	0.12	0.01
tblVehicleEF	UBUS	3.7130e-003	6.8300e-004
tblVehicleEF	UBUS	2.00	4.30
tblVehicleEF	UBUS	0.03	0.04
tblVehicleEF	UBUS	1.15	0.07

Merrill Commerce Center (Phase B Operations - Passenger Cars) - San Bernardino-South Coast County, Summer

tblVehicleTrips	CNW_TTP	41.00	0.00
tblVehicleTrips	CNW_TTP	41.00	0.00
tblVehicleTrips	CW_TL	16.60	16.50
tblVehicleTrips	CW_TL	16.60	16.50
tblVehicleTrips	CW_TTP	59.00	100.00
tblVehicleTrips	CW_TTP	59.00	100.00
tblVehicleTrips	DV_TP	5.00	0.00
tblVehicleTrips	DV_TP	5.00	0.00
tblVehicleTrips	PB_TP	3.00	0.00
tblVehicleTrips	PB_TP	3.00	0.00
tblVehicleTrips	PR_TP	92.00	100.00
tblVehicleTrips	PR_TP	92.00	100.00
tblVehicleTrips	ST_TR	1.68	1.44
tblVehicleTrips	ST_TR	1.68	1.75
tblVehicleTrips	SU_TR	1.68	1.44
tblVehicleTrips	SU_TR	1.68	1.75
tblVehicleTrips	WD_TR	1.68	1.44
tblVehicleTrips	WD_TR	1.68	1.75

2.0 Emissions Summary

Merrill Commerce Center (Phase B Operations - Passenger Cars) - San Bernardino-South Coast County, Summer

2.1 Overall Construction (Maximum Daily Emission)

Unmitigated Construction

[illegible]

Mitigated Construction

[illegible][illegible]

Merrill Commerce Center (Phase B Operations - Passenger Cars) - San Bernardino-South Coast County, Summer

2.2 Overall Operational**Unmitigated Operational**

	ROG	NOx	CO	SO2	Fugitive PM10	Exhaust PM10	PM10 Total	Fugitive PM2.5	Exhaust PM2.5	PM2.5 Total	Bio- CO2	NBio- CO2	Total CO2	CH4	N2O	CO2e
Category	lb/day										lb/day					
Area	108.3445	4.4800e-003	0.4940	4.0000e-005		1.7600e-003	1.7600e-003		1.7600e-003	1.7600e-003		1.0615	1.0615	2.7600e-003		1.1306
Energy	0.7895	7.1775	6.0291	0.0431		0.5455	0.5455		0.5455	0.5455		8,612.9605	8,612.9605	0.1651	0.1579	8,664.1430
Mobile	18.9480	13.2681	270.9830	0.8810	104.4822	0.4343	104.9165	27.6971	0.3998	28.0969		89,057.9801	89,057.9801	1.5873		89,097.6615
Offroad	1.7093	13.6960	12.7083	0.0540		0.5248	0.5248		0.4828	0.4828		5,220.6507	5,220.6507	1.6885		5,262.8623
Total	129.7913	34.1461	290.2142	0.9780	104.4822	1.5063	105.9886	27.6971	1.4299	29.1269		102,892.6528	102,892.6528	3.4436	0.1579	103,025.7973

Merrill Commerce Center (Phase B Operations - Passenger Cars) - San Bernardino-South Coast County, Summer

2.2 Overall Operational**Mitigated Operational**

	ROG	NOx	CO	SO2	Fugitive PM10	Exhaust PM10	PM10 Total	Fugitive PM2.5	Exhaust PM2.5	PM2.5 Total	Bio- CO2	NBio- CO2	Total CO2	CH4	N2O	CO2e
Category	lb/day										lb/day					
Area	108.3445	4.4800e-003	0.4940	4.0000e-005		1.7600e-003	1.7600e-003		1.7600e-003	1.7600e-003		1.0615	1.0615	2.7600e-003		1.1306
Energy	0.7895	7.1775	6.0291	0.0431		0.5455	0.5455		0.5455	0.5455		8,612.9605	8,612.9605	0.1651	0.1579	8,664.1430
Mobile	18.9480	13.2681	270.9830	0.8810	104.4822	0.4343	104.9165	27.6971	0.3998	28.0969		89,057.9801	89,057.9801	1.5873		89,097.6615
Offroad	1.7093	13.6960	12.7083	0.0540		0.5248	0.5248		0.4828	0.4828		5,220.6507	5,220.6507	1.6885		5,262.8623
Total	129.7913	34.1461	290.2142	0.9780	104.4822	1.5063	105.9886	27.6971	1.4299	29.1269		102,892.6528	102,892.6528	3.4436	0.1579	103,025.7973

	ROG	NOx	CO	SO2	Fugitive PM10	Exhaust PM10	PM10 Total	Fugitive PM2.5	Exhaust PM2.5	PM2.5 Total	Bio- CO2	NBio-CO2	Total CO2	CH4	N2O	CO2e
Percent Reduction	0.00	0.00	0.00	0.00	0.00	0.00	0.00	0.00	0.00	0.00	0.00	0.00	0.00	0.00	0.00	0.00

3.0 Construction Detail**Construction Phase**

Phase Number	Phase Name	Phase Type	Start Date	End Date	Num Days Week	Num Days	Phase Description
1	Demolition	Demolition	12/24/2022	12/23/2022	5	0	

Acres of Grading (Site Preparation Phase): 0

Acres of Grading (Grading Phase): 0

Merrill Commerce Center (Phase B Operations - Passenger Cars) - San Bernardino-South Coast County, Summer

Acres of Paving: 16.47**Residential Indoor: 0; Residential Outdoor: 0; Non-Residential Indoor: 0; Non-Residential Outdoor: 0; Striped Parking Area: 0 (Architectural Coating – sqft)****OffRoad Equipment**

Phase Name	Offroad Equipment Type	Amount	Usage Hours	Horse Power	Load Factor
Demolition	Concrete/Industrial Saws	0	8.00	81	0.73
Demolition	Excavators	0	8.00	158	0.38
Demolition	Rubber Tired Dozers	0	8.00	247	0.40

Trips and VMT

Phase Name	Offroad Equipment Count	Worker Trip Number	Vendor Trip Number	Hauling Trip Number	Worker Trip Length	Vendor Trip Length	Hauling Trip Length	Worker Vehicle Class	Vendor Vehicle Class	Hauling Vehicle Class
Demolition	0	0.00	0.00	0.00	14.70	6.90	20.00	LD_Mix	HDT_Mix	HHDT

3.1 Mitigation Measures Construction

Merrill Commerce Center (Phase B Operations - Passenger Cars) - San Bernardino-South Coast County, Summer

3.2 Demolition - 2022

Unmitigated Construction On-Site

[illegible]

Unmitigated Construction Off-Site

[illegible]

Merrill Commerce Center (Phase B Operations - Passenger Cars) - San Bernardino-South Coast County, Summer

3.2 Demolition - 2022**Mitigated Construction On-Site**

	ROG	NOx	CO	SO2	Fugitive PM10	Exhaust PM10	PM10 Total	Fugitive PM2.5	Exhaust PM2.5	PM2.5 Total	Bio- CO2	NBio- CO2	Total CO2	CH4	N2O	CO2e
Category	lb/day										lb/day					
Off-Road	0.0000	0.0000	0.0000	0.0000	0.0000	0.0000	0.0000	0.0000	0.0000	0.0000	0.0000	0.0000	0.0000	0.0000	0.0000	0.0000
Total	0.0000	0.0000	0.0000	0.0000	0.0000	0.0000	0.0000	0.0000	0.0000	0.0000	0.0000	0.0000	0.0000	0.0000	0.0000	0.0000

Mitigated Construction Off-Site

	ROG	NOx	CO	SO2	Fugitive PM10	Exhaust PM10	PM10 Total	Fugitive PM2.5	Exhaust PM2.5	PM2.5 Total	Bio- CO2	NBio- CO2	Total CO2	CH4	N2O	CO2e
Category	lb/day										lb/day					
Hauling	0.0000	0.0000	0.0000	0.0000	0.0000	0.0000	0.0000	0.0000	0.0000	0.0000	0.0000	0.0000	0.0000	0.0000	0.0000	0.0000
Vendor	0.0000	0.0000	0.0000	0.0000	0.0000	0.0000	0.0000	0.0000	0.0000	0.0000	0.0000	0.0000	0.0000	0.0000	0.0000	0.0000
Worker	0.0000	0.0000	0.0000	0.0000	0.0000	0.0000	0.0000	0.0000	0.0000	0.0000	0.0000	0.0000	0.0000	0.0000	0.0000	0.0000
Total	0.0000	0.0000	0.0000	0.0000	0.0000	0.0000	0.0000	0.0000	0.0000	0.0000	0.0000	0.0000	0.0000	0.0000	0.0000	0.0000

4.0 Operational Detail - Mobile

Merrill Commerce Center (Phase B Operations - Passenger Cars) - San Bernardino-South Coast County, Summer

4.1 Mitigation Measures Mobile

	ROG	NOx	CO	SO2	Fugitive PM10	Exhaust PM10	PM10 Total	Fugitive PM2.5	Exhaust PM2.5	PM2.5 Total	Bio- CO2	NBio- CO2	Total CO2	CH4	N2O	CO2e
Category	lb/day										lb/day					
Mitigated	18.9480	13.2681	270.9830	0.8810	104.4822	0.4343	104.9165	27.6971	0.3998	28.0969		89,057.9801	89,057.9801	1.5873		89,097.6615
Unmitigated	18.9480	13.2681	270.9830	0.8810	104.4822	0.4343	104.9165	27.6971	0.3998	28.0969		89,057.9801	89,057.9801	1.5873		89,097.6615

4.2 Trip Summary Information

Land Use	Average Daily Trip Rate			Unmitigated	Mitigated
	Weekday	Saturday	Sunday	Annual VMT	Annual VMT
Other Asphalt Surfaces	0.00	0.00	0.00		
Refrigerated Warehouse-No Rail	578.02	578.02	578.02	3,471,564	3,471,564
Unrefrigerated Warehouse-No Rail	7,757.05	7,757.05	7,757.05	46,588,842	46,588,842
Total	8,335.07	8,335.07	8,335.07	50,060,406	50,060,406

4.3 Trip Type Information

Land Use	Miles			Trip %			Trip Purpose %		
	H-W or C-W	H-S or C-C	H-O or C-NW	H-W or C-W	H-S or C-C	H-O or C-NW	Primary	Diverted	Pass-by
Other Asphalt Surfaces	16.60	8.40	6.90	0.00	0.00	0.00	0	0	0
Refrigerated Warehouse-No	16.50	8.40	6.90	100.00	0.00	0.00	100	0	0
Unrefrigerated Warehouse-No	16.50	8.40	6.90	100.00	0.00	0.00	100	0	0

Merrill Commerce Center (Phase B Operations - Passenger Cars) - San Bernardino-South Coast County, Summer

4.4 Fleet Mix

Land Use	LDA	LDT1	LDT2	MDV	LHD1	LHD2	MHD	HHD	OBUS	UBUS	MCY	SBUS	MH
Other Asphalt Surfaces	0.561207	0.034889	0.182561	0.109119	0.013494	0.004661	0.018668	0.065354	0.001366	0.001451	0.005650	0.000795	0.000784
Refrigerated Warehouse-No Rail	0.632100	0.039300	0.205600	0.123000	0.000000	0.000000	0.000000	0.000000	0.000000	0.000000	0.000000	0.000000	0.000000
Unrefrigerated Warehouse-No Rail	0.632100	0.039300	0.205600	0.123000	0.000000	0.000000	0.000000	0.000000	0.000000	0.000000	0.000000	0.000000	0.000000

5.0 Energy Detail

Historical Energy Use: N

5.1 Mitigation Measures Energy

	ROG	NOx	CO	SO2	Fugitive PM10	Exhaust PM10	PM10 Total	Fugitive PM2.5	Exhaust PM2.5	PM2.5 Total	Bio- CO2	NBio- CO2	Total CO2	CH4	N2O	CO2e
Category	lb/day										lb/day					
NaturalGas Mitigated	0.7895	7.1775	6.0291	0.0431		0.5455	0.5455		0.5455	0.5455		8,612.9605	8,612.9605	0.1651	0.1579	8,664.1430
NaturalGas Unmitigated	0.7895	7.1775	6.0291	0.0431		0.5455	0.5455		0.5455	0.5455		8,612.9605	8,612.9605	0.1651	0.1579	8,664.1430

Merrill Commerce Center (Phase B Operations - Passenger Cars) - San Bernardino-South Coast County, Summer

5.2 Energy by Land Use - NaturalGas**Unmitigated**

	NaturalGas Use	ROG	NOx	CO	SO2	Fugitive PM10	Exhaust PM10	PM10 Total	Fugitive PM2.5	Exhaust PM2.5	PM2.5 Total	Bio- CO2	NBio- CO2	Total CO2	CH4	N2O	CO2e
Land Use	kBTU/yr	lb/day										lb/day					
Other Asphalt Surfaces	0	0.0000	0.0000	0.0000	0.0000		0.0000	0.0000		0.0000	0.0000		0.0000	0.0000	0.0000	0.0000	0.0000
Refrigerated Warehouse-No Rail	55844.1	0.6022	5.4749	4.5989	0.0329		0.4161	0.4161		0.4161	0.4161		6,569.8927	6,569.8927	0.1259	0.1205	6,608.9343
Unrefrigerated Warehouse-No Rail	17366.1	0.1873	1.7026	1.4302	0.0102		0.1294	0.1294		0.1294	0.1294		2,043.0679	2,043.0679	0.0392	0.0375	2,055.2088
Total		0.7895	7.1775	6.0291	0.0431		0.5455	0.5455		0.5455	0.5455		8,612.9605	8,612.9605	0.1651	0.1579	8,664.1430

Mitigated

	NaturalGas Use	ROG	NOx	CO	SO2	Fugitive PM10	Exhaust PM10	PM10 Total	Fugitive PM2.5	Exhaust PM2.5	PM2.5 Total	Bio- CO2	NBio- CO2	Total CO2	CH4	N2O	CO2e
Land Use	kBTU/yr	lb/day										lb/day					
Other Asphalt Surfaces	0	0.0000	0.0000	0.0000	0.0000		0.0000	0.0000		0.0000	0.0000		0.0000	0.0000	0.0000	0.0000	0.0000
Refrigerated Warehouse-No Rail	55.8441	0.6022	5.4749	4.5989	0.0329		0.4161	0.4161		0.4161	0.4161		6,569.8927	6,569.8927	0.1259	0.1205	6,608.9343
Unrefrigerated Warehouse-No Rail	17.3661	0.1873	1.7026	1.4302	0.0102		0.1294	0.1294		0.1294	0.1294		2,043.0679	2,043.0679	0.0392	0.0375	2,055.2088
Total		0.7895	7.1775	6.0291	0.0431		0.5455	0.5455		0.5455	0.5455		8,612.9605	8,612.9605	0.1651	0.1579	8,664.1430

Merrill Commerce Center (Phase B Operations - Passenger Cars) - San Bernardino-South Coast County, Summer

6.0 Area Detail**6.1 Mitigation Measures Area**

	ROG	NOx	CO	SO2	Fugitive PM10	Exhaust PM10	PM10 Total	Fugitive PM2.5	Exhaust PM2.5	PM2.5 Total	Bio- CO2	NBio- CO2	Total CO2	CH4	N2O	CO2e
Category	lb/day										lb/day					
Mitigated	108.3445	4.4800e-003	0.4940	4.0000e-005		1.7600e-003	1.7600e-003		1.7600e-003	1.7600e-003		1.0615	1.0615	2.7600e-003		1.1306
Unmitigated	108.3445	4.4800e-003	0.4940	4.0000e-005		1.7600e-003	1.7600e-003		1.7600e-003	1.7600e-003		1.0615	1.0615	2.7600e-003		1.1306

Merrill Commerce Center (Phase B Operations - Passenger Cars) - San Bernardino-South Coast County, Summer

6.2 Area by SubCategory**Unmitigated**

	ROG	NOx	CO	SO2	Fugitive PM10	Exhaust PM10	PM10 Total	Fugitive PM2.5	Exhaust PM2.5	PM2.5 Total	Bio- CO2	NBio- CO2	Total CO2	CH4	N2O	CO2e
SubCategory	lb/day										lb/day					
Architectural Coating	12.3317					0.0000	0.0000		0.0000	0.0000			0.0000			0.0000
Consumer Products	95.9673					0.0000	0.0000		0.0000	0.0000			0.0000			0.0000
Landscaping	0.0455	4.4800e-003	0.4940	4.0000e-005		1.7600e-003	1.7600e-003		1.7600e-003	1.7600e-003		1.0615	1.0615	2.7600e-003		1.1306
Total	108.3445	4.4800e-003	0.4940	4.0000e-005		1.7600e-003	1.7600e-003		1.7600e-003	1.7600e-003		1.0615	1.0615	2.7600e-003		1.1306

Mitigated

	ROG	NOx	CO	SO2	Fugitive PM10	Exhaust PM10	PM10 Total	Fugitive PM2.5	Exhaust PM2.5	PM2.5 Total	Bio- CO2	NBio- CO2	Total CO2	CH4	N2O	CO2e
SubCategory	lb/day										lb/day					
Architectural Coating	12.3317					0.0000	0.0000		0.0000	0.0000			0.0000			0.0000
Consumer Products	95.9673					0.0000	0.0000		0.0000	0.0000			0.0000			0.0000
Landscaping	0.0455	4.4800e-003	0.4940	4.0000e-005		1.7600e-003	1.7600e-003		1.7600e-003	1.7600e-003		1.0615	1.0615	2.7600e-003		1.1306
Total	108.3445	4.4800e-003	0.4940	4.0000e-005		1.7600e-003	1.7600e-003		1.7600e-003	1.7600e-003		1.0615	1.0615	2.7600e-003		1.1306

7.0 Water Detail

Merrill Commerce Center (Phase B Operations - Passenger Cars) - San Bernardino-South Coast County, Summer

7.1 Mitigation Measures Water**8.0 Waste Detail****8.1 Mitigation Measures Waste****9.0 Operational Offroad**

Equipment Type	Number	Hours/Day	Days/Year	Horse Power	Load Factor	Fuel Type
Tractors/Loaders/Backhoes	17	4.00	365	200	0.37	CNG

UnMitigated/Mitigated

	ROG	NOx	CO	SO2	Fugitive PM10	Exhaust PM10	PM10 Total	Fugitive PM2.5	Exhaust PM2.5	PM2.5 Total	Bio- CO2	NBio- CO2	Total CO2	CH4	N2O	CO2e
Equipment Type	lb/day										lb/day					
Tractors/Loaders/Backhoes	1.7093	13.6960	12.7083	0.0540		0.5248	0.5248		0.4828	0.4828		5,220.6507	5,220.6507	1.6885		5,262.8623
Total	1.7093	13.6960	12.7083	0.0540		0.5248	0.5248		0.4828	0.4828		5,220.6507	5,220.6507	1.6885		5,262.8623

10.0 Stationary Equipment**Fire Pumps and Emergency Generators**

Equipment Type	Number	Hours/Day	Hours/Year	Horse Power	Load Factor	Fuel Type
----------------	--------	-----------	------------	-------------	-------------	-----------

Merrill Commerce Center (Phase B Operations - Passenger Cars) - San Bernardino-South Coast County, Summer

Boilers

Equipment Type	Number	Heat Input/Day	Heat Input/Year	Boiler Rating	Fuel Type
----------------	--------	----------------	-----------------	---------------	-----------

User Defined Equipment

Equipment Type	Number
----------------	--------

11.0 Vegetation

Merrill Commerce Center (Phase B Operations - Passenger Cars) - San Bernardino-South Coast County, Winter

Merrill Commerce Center (Phase B Operations - Passenger Cars)
San Bernardino-South Coast County, Winter

1.0 Project Characteristics

1.1 Land Usage

Land Uses	Size	Metric	Lot Acreage	Floor Surface Area	Population
Refrigerated Warehouse-No Rail	401.40	1000sqft	9.21	401,400.00	0
Unrefrigerated Warehouse-No Rail	4,432.60	1000sqft	192.59	4,432,600.00	0
Other Asphalt Surfaces	16.47	Acre	16.47	717,433.20	0

1.2 Other Project Characteristics

Urbanization	Urban	Wind Speed (m/s)	2.2	Precipitation Freq (Days)	32
Climate Zone	10			Operational Year	2025
Utility Company	Southern California Edison				
CO2 Intensity (lb/MWhr)	702.44	CH4 Intensity (lb/MWhr)	0.029	N2O Intensity (lb/MWhr)	0.006

1.3 User Entered Comments & Non-Default Data

Merrill Commerce Center (Phase B Operations - Passenger Cars) - San Bernardino-South Coast County, Winter

Project Characteristics -

Land Use - PA1=58.9 acres; PA2 = 62.1 acres; PA3=30.7 acres; PA6=50.1 acres; ROWD = 16.47 acres (total ROWD is 28.4 acres, the ROWD was split proportionally b/wn each Phase)

Construction Phase - Operations Run Only.

Off-road Equipment - Operations Run Only.

Trips and VMT - Operations Run Only.

Vehicle Trips - Trip Rates based on information provided in the TIA (Urban Crossroads, 2019). Trip Length based on information provided in VMT Memo (Urban Crossroads, 2019)

Vehicle Emission Factors - EMFAC2017

Vehicle Emission Factors - EMFAC2017

Vehicle Emission Factors - EMFAC2017

Energy Use - The project will design building shells and building components to meet 2019 Title 24 Standards which expects 30% less energy for nonresidential uses.

Operational Off-Road Equipment - Based on SCAQMD High Cube Warehouse Truck Trip Study White Paper Summary of Business Survey Results (2014)

Fleet Mix - Passenger Car Fleet Mix consist of LDA, LDT1, LDT2, and MDV

Table Name	Column Name	Default Value	New Value
tblConstructionPhase	NumDays	300.00	0.00
tblEnergyUse	LightingElect	2.37	1.66
tblEnergyUse	LightingElect	1.17	0.82
tblEnergyUse	T24E	1.06	0.74
tblEnergyUse	T24E	0.37	0.26
tblEnergyUse	T24NG	3.25	2.27
tblEnergyUse	T24NG	2.00	1.40
tblFleetMix	HHD	0.07	0.00
tblFleetMix	HHD	0.07	0.00
tblFleetMix	LDA	0.56	0.63
tblFleetMix	LDA	0.56	0.63
tblFleetMix	LDT1	0.03	0.04

Merrill Commerce Center (Phase B Operations - Passenger Cars) - San Bernardino-South Coast County, Winter

tblFleetMix	LDT1	0.03	0.04
tblFleetMix	LDT2	0.18	0.21
tblFleetMix	LDT2	0.18	0.21
tblFleetMix	LHD1	0.01	0.00
tblFleetMix	LHD1	0.01	0.00
tblFleetMix	LHD2	4.6610e-003	0.00
tblFleetMix	LHD2	4.6610e-003	0.00
tblFleetMix	MCY	5.6500e-003	0.00
tblFleetMix	MCY	5.6500e-003	0.00
tblFleetMix	MDV	0.11	0.12
tblFleetMix	MDV	0.11	0.12
tblFleetMix	MH	7.8400e-004	0.00
tblFleetMix	MH	7.8400e-004	0.00
tblFleetMix	MHD	0.02	0.00
tblFleetMix	MHD	0.02	0.00
tblFleetMix	OBUS	1.3660e-003	0.00
tblFleetMix	OBUS	1.3660e-003	0.00
tblFleetMix	SBUS	7.9500e-004	0.00
tblFleetMix	SBUS	7.9500e-004	0.00
tblFleetMix	UBUS	1.4510e-003	0.00
tblFleetMix	UBUS	1.4510e-003	0.00
tblLandUse	LotAcreage	101.76	192.59
tblOffRoadEquipment	OffRoadEquipmentUnitAmount	1.00	0.00
tblOffRoadEquipment	OffRoadEquipmentUnitAmount	3.00	0.00
tblOffRoadEquipment	OffRoadEquipmentUnitAmount	2.00	0.00
tblOperationalOffRoadEquipment	OperDaysPerYear	260.00	365.00
tblOperationalOffRoadEquipment	OperFuelType	Diesel	CNG

Merrill Commerce Center (Phase B Operations - Passenger Cars) - San Bernardino-South Coast County, Winter

tblOperationalOffRoadEquipment	OperHorsePower	97.00	200.00
tblOperationalOffRoadEquipment	OperHoursPerDay	8.00	4.00
tblOperationalOffRoadEquipment	OperOffRoadEquipmentNumber	0.00	17.00
tblVehicleEF	HHD	0.92	0.03
tblVehicleEF	HHD	0.04	0.05
tblVehicleEF	HHD	0.07	0.00
tblVehicleEF	HHD	2.19	8.64
tblVehicleEF	HHD	0.53	0.33
tblVehicleEF	HHD	1.62	2.1350e-003
tblVehicleEF	HHD	6,474.46	1,377.00
tblVehicleEF	HHD	1,422.33	1,260.88
tblVehicleEF	HHD	5.17	0.02
tblVehicleEF	HHD	18.43	7.06
tblVehicleEF	HHD	1.24	2.14
tblVehicleEF	HHD	4.8440e-003	2.9130e-003
tblVehicleEF	HHD	0.06	0.06
tblVehicleEF	HHD	0.04	0.04
tblVehicleEF	HHD	5.2540e-003	0.03
tblVehicleEF	HHD	4.6000e-005	0.00
tblVehicleEF	HHD	4.6350e-003	2.7870e-003
tblVehicleEF	HHD	0.03	0.03
tblVehicleEF	HHD	8.8780e-003	8.9140e-003
tblVehicleEF	HHD	5.0260e-003	0.02
tblVehicleEF	HHD	4.2000e-005	0.00
tblVehicleEF	HHD	6.8000e-005	2.0000e-006
tblVehicleEF	HHD	2.5340e-003	5.6000e-005
tblVehicleEF	HHD	0.58	0.58

Merrill Commerce Center (Phase B Operations - Passenger Cars) - San Bernardino-South Coast County, Winter

tblVehicleEF	HHD	4.2000e-005	1.0000e-006
tblVehicleEF	HHD	0.06	0.02
tblVehicleEF	HHD	1.6400e-004	2.7900e-004
tblVehicleEF	HHD	0.04	1.0000e-006
tblVehicleEF	HHD	0.06	0.01
tblVehicleEF	HHD	0.01	0.01
tblVehicleEF	HHD	7.8000e-005	0.00
tblVehicleEF	HHD	6.8000e-005	2.0000e-006
tblVehicleEF	HHD	2.5340e-003	5.6000e-005
tblVehicleEF	HHD	0.67	0.67
tblVehicleEF	HHD	4.2000e-005	1.0000e-006
tblVehicleEF	HHD	0.10	0.08
tblVehicleEF	HHD	1.6400e-004	2.7900e-004
tblVehicleEF	HHD	0.04	1.0000e-006
tblVehicleEF	HHD	0.87	0.03
tblVehicleEF	HHD	0.04	0.05
tblVehicleEF	HHD	0.07	0.00
tblVehicleEF	HHD	1.59	8.52
tblVehicleEF	HHD	0.53	0.33
tblVehicleEF	HHD	1.51	2.0010e-003
tblVehicleEF	HHD	6,859.11	1,359.81
tblVehicleEF	HHD	1,422.33	1,260.88
tblVehicleEF	HHD	5.17	0.02
tblVehicleEF	HHD	19.03	6.72
tblVehicleEF	HHD	1.17	2.02
tblVehicleEF	HHD	4.0840e-003	2.5690e-003
tblVehicleEF	HHD	0.06	0.06

Merrill Commerce Center (Phase B Operations - Passenger Cars) - San Bernardino-South Coast County, Winter

tblVehicleEF	HHD	0.04	0.04
tblVehicleEF	HHD	5.2540e-003	0.03
tblVehicleEF	HHD	4.6000e-005	0.00
tblVehicleEF	HHD	3.9070e-003	2.4580e-003
tblVehicleEF	HHD	0.03	0.03
tblVehicleEF	HHD	8.8780e-003	8.9140e-003
tblVehicleEF	HHD	5.0260e-003	0.02
tblVehicleEF	HHD	4.2000e-005	0.00
tblVehicleEF	HHD	1.3100e-004	4.0000e-006
tblVehicleEF	HHD	2.8230e-003	6.5000e-005
tblVehicleEF	HHD	0.55	0.62
tblVehicleEF	HHD	9.1000e-005	3.0000e-006
tblVehicleEF	HHD	0.06	0.02
tblVehicleEF	HHD	1.6500e-004	2.8700e-004
tblVehicleEF	HHD	0.04	1.0000e-006
tblVehicleEF	HHD	0.06	0.01
tblVehicleEF	HHD	0.01	0.01
tblVehicleEF	HHD	7.7000e-005	0.00
tblVehicleEF	HHD	1.3100e-004	4.0000e-006
tblVehicleEF	HHD	2.8230e-003	6.5000e-005
tblVehicleEF	HHD	0.63	0.71
tblVehicleEF	HHD	9.1000e-005	3.0000e-006
tblVehicleEF	HHD	0.10	0.08
tblVehicleEF	HHD	1.6500e-004	2.8700e-004
tblVehicleEF	HHD	0.04	1.0000e-006
tblVehicleEF	HHD	1.00	0.02
tblVehicleEF	HHD	0.04	9.2200e-004

Merrill Commerce Center (Phase B Operations - Passenger Cars) - San Bernardino-South Coast County, Winter

tblVehicleEF	HHD	0.07	0.00
tblVehicleEF	HHD	3.02	8.73
tblVehicleEF	HHD	0.53	0.18
tblVehicleEF	HHD	1.59	2.1050e-003
tblVehicleEF	HHD	5,943.27	1,387.51
tblVehicleEF	HHD	1,422.33	1,223.41
tblVehicleEF	HHD	5.17	0.02
tblVehicleEF	HHD	17.62	7.45
tblVehicleEF	HHD	1.22	2.08
tblVehicleEF	HHD	5.8940e-003	3.2570e-003
tblVehicleEF	HHD	0.06	0.06
tblVehicleEF	HHD	0.04	0.04
tblVehicleEF	HHD	5.2540e-003	0.03
tblVehicleEF	HHD	4.6000e-005	0.00
tblVehicleEF	HHD	5.6390e-003	3.1170e-003
tblVehicleEF	HHD	0.03	0.03
tblVehicleEF	HHD	8.8780e-003	8.8150e-003
tblVehicleEF	HHD	5.0260e-003	0.02
tblVehicleEF	HHD	4.2000e-005	0.00
tblVehicleEF	HHD	6.5000e-005	2.0000e-006
tblVehicleEF	HHD	2.7100e-003	6.5000e-005
tblVehicleEF	HHD	0.63	0.53
tblVehicleEF	HHD	4.1000e-005	1.0000e-006
tblVehicleEF	HHD	0.06	0.02
tblVehicleEF	HHD	1.7700e-004	2.9300e-004
tblVehicleEF	HHD	0.04	1.0000e-006
tblVehicleEF	HHD	0.06	0.01

Merrill Commerce Center (Phase B Operations - Passenger Cars) - San Bernardino-South Coast County, Winter

tblVehicleEF	HHD	0.01	0.01
tblVehicleEF	HHD	7.8000e-005	0.00
tblVehicleEF	HHD	6.5000e-005	2.0000e-006
tblVehicleEF	HHD	2.7100e-003	6.5000e-005
tblVehicleEF	HHD	0.72	0.61
tblVehicleEF	HHD	4.1000e-005	1.0000e-006
tblVehicleEF	HHD	0.10	0.02
tblVehicleEF	HHD	1.7700e-004	2.9300e-004
tblVehicleEF	HHD	0.04	1.0000e-006
tblVehicleEF	LDA	3.1880e-003	1.7080e-003
tblVehicleEF	LDA	3.8220e-003	0.04
tblVehicleEF	LDA	0.47	0.53
tblVehicleEF	LDA	0.91	1.93
tblVehicleEF	LDA	222.19	238.15
tblVehicleEF	LDA	50.72	48.93
tblVehicleEF	LDA	0.04	0.03
tblVehicleEF	LDA	1.6130e-003	1.2760e-003
tblVehicleEF	LDA	2.2290e-003	1.6410e-003
tblVehicleEF	LDA	1.4850e-003	1.1750e-003
tblVehicleEF	LDA	2.0500e-003	1.5090e-003
tblVehicleEF	LDA	0.04	0.05
tblVehicleEF	LDA	0.08	0.09
tblVehicleEF	LDA	0.03	0.04
tblVehicleEF	LDA	7.9920e-003	6.1620e-003
tblVehicleEF	LDA	0.03	0.19
tblVehicleEF	LDA	0.05	0.17
tblVehicleEF	LDA	2.2240e-003	2.3560e-003

Merrill Commerce Center (Phase B Operations - Passenger Cars) - San Bernardino-South Coast County, Winter

tblVehicleEF	LDA	5.2200e-004	4.8400e-004
tblVehicleEF	LDA	0.04	0.05
tblVehicleEF	LDA	0.08	0.09
tblVehicleEF	LDA	0.03	0.04
tblVehicleEF	LDA	0.01	8.9600e-003
tblVehicleEF	LDA	0.03	0.19
tblVehicleEF	LDA	0.06	0.19
tblVehicleEF	LDA	3.6270e-003	1.9600e-003
tblVehicleEF	LDA	3.1890e-003	0.03
tblVehicleEF	LDA	0.58	0.65
tblVehicleEF	LDA	0.75	1.61
tblVehicleEF	LDA	243.03	259.99
tblVehicleEF	LDA	50.72	48.33
tblVehicleEF	LDA	0.04	0.03
tblVehicleEF	LDA	1.6130e-003	1.2760e-003
tblVehicleEF	LDA	2.2290e-003	1.6410e-003
tblVehicleEF	LDA	1.4850e-003	1.1750e-003
tblVehicleEF	LDA	2.0500e-003	1.5090e-003
tblVehicleEF	LDA	0.07	0.10
tblVehicleEF	LDA	0.10	0.10
tblVehicleEF	LDA	0.06	0.08
tblVehicleEF	LDA	9.0770e-003	6.9860e-003
tblVehicleEF	LDA	0.03	0.19
tblVehicleEF	LDA	0.04	0.15
tblVehicleEF	LDA	2.4340e-003	2.5720e-003
tblVehicleEF	LDA	5.1900e-004	4.7800e-004
tblVehicleEF	LDA	0.07	0.10

Merrill Commerce Center (Phase B Operations - Passenger Cars) - San Bernardino-South Coast County, Winter

tblVehicleEF	LDA	0.10	0.10
tblVehicleEF	LDA	0.06	0.08
tblVehicleEF	LDA	0.01	0.01
tblVehicleEF	LDA	0.03	0.19
tblVehicleEF	LDA	0.05	0.16
tblVehicleEF	LDA	3.1050e-003	1.6660e-003
tblVehicleEF	LDA	3.8020e-003	0.04
tblVehicleEF	LDA	0.45	0.50
tblVehicleEF	LDA	0.89	1.90
tblVehicleEF	LDA	217.26	233.04
tblVehicleEF	LDA	50.72	48.87
tblVehicleEF	LDA	0.04	0.03
tblVehicleEF	LDA	1.6130e-003	1.2760e-003
tblVehicleEF	LDA	2.2290e-003	1.6410e-003
tblVehicleEF	LDA	1.4850e-003	1.1750e-003
tblVehicleEF	LDA	2.0500e-003	1.5090e-003
tblVehicleEF	LDA	0.04	0.05
tblVehicleEF	LDA	0.09	0.09
tblVehicleEF	LDA	0.03	0.04
tblVehicleEF	LDA	7.7850e-003	6.0060e-003
tblVehicleEF	LDA	0.04	0.22
tblVehicleEF	LDA	0.05	0.17
tblVehicleEF	LDA	2.1750e-003	2.3050e-003
tblVehicleEF	LDA	5.2200e-004	4.8400e-004
tblVehicleEF	LDA	0.04	0.05
tblVehicleEF	LDA	0.09	0.09
tblVehicleEF	LDA	0.03	0.04

Merrill Commerce Center (Phase B Operations - Passenger Cars) - San Bernardino-South Coast County, Winter

tblVehicleEF	LDA	0.01	8.7330e-003
tblVehicleEF	LDA	0.04	0.22
tblVehicleEF	LDA	0.06	0.19
tblVehicleEF	LDT1	9.7080e-003	4.5970e-003
tblVehicleEF	LDT1	0.01	0.06
tblVehicleEF	LDT1	1.15	1.02
tblVehicleEF	LDT1	2.64	2.15
tblVehicleEF	LDT1	283.82	283.77
tblVehicleEF	LDT1	64.79	59.69
tblVehicleEF	LDT1	0.12	0.08
tblVehicleEF	LDT1	2.3710e-003	1.7400e-003
tblVehicleEF	LDT1	3.2130e-003	2.2850e-003
tblVehicleEF	LDT1	2.1820e-003	1.6000e-003
tblVehicleEF	LDT1	2.9550e-003	2.1010e-003
tblVehicleEF	LDT1	0.15	0.15
tblVehicleEF	LDT1	0.27	0.21
tblVehicleEF	LDT1	0.10	0.11
tblVehicleEF	LDT1	0.02	0.02
tblVehicleEF	LDT1	0.17	0.69
tblVehicleEF	LDT1	0.18	0.31
tblVehicleEF	LDT1	2.8520e-003	2.8080e-003
tblVehicleEF	LDT1	6.9400e-004	5.9100e-004
tblVehicleEF	LDT1	0.15	0.15
tblVehicleEF	LDT1	0.27	0.21
tblVehicleEF	LDT1	0.10	0.11
tblVehicleEF	LDT1	0.04	0.03
tblVehicleEF	LDT1	0.17	0.69

Merrill Commerce Center (Phase B Operations - Passenger Cars) - San Bernardino-South Coast County, Winter

tblVehicleEF	LDT1	0.20	0.34
tblVehicleEF	LDT1	0.01	5.2210e-003
tblVehicleEF	LDT1	0.01	0.05
tblVehicleEF	LDT1	1.38	1.24
tblVehicleEF	LDT1	2.17	1.79
tblVehicleEF	LDT1	309.34	306.50
tblVehicleEF	LDT1	64.79	58.95
tblVehicleEF	LDT1	0.10	0.07
tblVehicleEF	LDT1	2.3710e-003	1.7400e-003
tblVehicleEF	LDT1	3.2130e-003	2.2850e-003
tblVehicleEF	LDT1	2.1820e-003	1.6000e-003
tblVehicleEF	LDT1	2.9550e-003	2.1010e-003
tblVehicleEF	LDT1	0.31	0.30
tblVehicleEF	LDT1	0.33	0.25
tblVehicleEF	LDT1	0.22	0.23
tblVehicleEF	LDT1	0.03	0.02
tblVehicleEF	LDT1	0.17	0.69
tblVehicleEF	LDT1	0.15	0.26
tblVehicleEF	LDT1	3.1100e-003	3.0330e-003
tblVehicleEF	LDT1	6.8600e-004	5.8300e-004
tblVehicleEF	LDT1	0.31	0.30
tblVehicleEF	LDT1	0.33	0.25
tblVehicleEF	LDT1	0.22	0.23
tblVehicleEF	LDT1	0.04	0.03
tblVehicleEF	LDT1	0.17	0.69
tblVehicleEF	LDT1	0.16	0.29
tblVehicleEF	LDT1	9.4580e-003	4.4920e-003

Merrill Commerce Center (Phase B Operations - Passenger Cars) - San Bernardino-South Coast County, Winter

tblVehicleEF	LDT1	0.01	0.06
tblVehicleEF	LDT1	1.09	0.97
tblVehicleEF	LDT1	2.60	2.11
tblVehicleEF	LDT1	277.82	278.38
tblVehicleEF	LDT1	64.79	59.63
tblVehicleEF	LDT1	0.11	0.08
tblVehicleEF	LDT1	2.3710e-003	1.7400e-003
tblVehicleEF	LDT1	3.2130e-003	2.2850e-003
tblVehicleEF	LDT1	2.1820e-003	1.6000e-003
tblVehicleEF	LDT1	2.9550e-003	2.1010e-003
tblVehicleEF	LDT1	0.16	0.15
tblVehicleEF	LDT1	0.31	0.23
tblVehicleEF	LDT1	0.10	0.10
tblVehicleEF	LDT1	0.02	0.02
tblVehicleEF	LDT1	0.20	0.81
tblVehicleEF	LDT1	0.18	0.31
tblVehicleEF	LDT1	2.7910e-003	2.7550e-003
tblVehicleEF	LDT1	6.9300e-004	5.9000e-004
tblVehicleEF	LDT1	0.16	0.15
tblVehicleEF	LDT1	0.31	0.23
tblVehicleEF	LDT1	0.10	0.10
tblVehicleEF	LDT1	0.03	0.03
tblVehicleEF	LDT1	0.20	0.81
tblVehicleEF	LDT1	0.20	0.34
tblVehicleEF	LDT2	4.9170e-003	3.0790e-003
tblVehicleEF	LDT2	5.8030e-003	0.06
tblVehicleEF	LDT2	0.67	0.77

Merrill Commerce Center (Phase B Operations - Passenger Cars) - San Bernardino-South Coast County, Winter

tblVehicleEF	LDT2	1.28	2.49
tblVehicleEF	LDT2	315.69	296.94
tblVehicleEF	LDT2	71.50	62.71
tblVehicleEF	LDT2	0.07	0.06
tblVehicleEF	LDT2	1.7520e-003	1.3590e-003
tblVehicleEF	LDT2	2.4460e-003	1.7340e-003
tblVehicleEF	LDT2	1.6110e-003	1.2500e-003
tblVehicleEF	LDT2	2.2490e-003	1.5950e-003
tblVehicleEF	LDT2	0.06	0.09
tblVehicleEF	LDT2	0.10	0.13
tblVehicleEF	LDT2	0.05	0.08
tblVehicleEF	LDT2	0.01	0.01
tblVehicleEF	LDT2	0.06	0.43
tblVehicleEF	LDT2	0.08	0.27
tblVehicleEF	LDT2	3.1620e-003	2.9380e-003
tblVehicleEF	LDT2	7.3600e-004	6.2100e-004
tblVehicleEF	LDT2	0.06	0.09
tblVehicleEF	LDT2	0.10	0.13
tblVehicleEF	LDT2	0.05	0.08
tblVehicleEF	LDT2	0.02	0.02
tblVehicleEF	LDT2	0.06	0.43
tblVehicleEF	LDT2	0.09	0.29
tblVehicleEF	LDT2	5.5770e-003	3.5190e-003
tblVehicleEF	LDT2	4.8410e-003	0.05
tblVehicleEF	LDT2	0.82	0.94
tblVehicleEF	LDT2	1.06	2.06
tblVehicleEF	LDT2	344.57	318.51

Merrill Commerce Center (Phase B Operations - Passenger Cars) - San Bernardino-South Coast County, Winter

tblVehicleEF	LDT2	71.50	61.89
tblVehicleEF	LDT2	0.06	0.06
tblVehicleEF	LDT2	1.7520e-003	1.3590e-003
tblVehicleEF	LDT2	2.4460e-003	1.7340e-003
tblVehicleEF	LDT2	1.6110e-003	1.2500e-003
tblVehicleEF	LDT2	2.2490e-003	1.5950e-003
tblVehicleEF	LDT2	0.11	0.18
tblVehicleEF	LDT2	0.12	0.15
tblVehicleEF	LDT2	0.10	0.16
tblVehicleEF	LDT2	0.01	0.01
tblVehicleEF	LDT2	0.06	0.43
tblVehicleEF	LDT2	0.07	0.23
tblVehicleEF	LDT2	3.4530e-003	3.1510e-003
tblVehicleEF	LDT2	7.3300e-004	6.1200e-004
tblVehicleEF	LDT2	0.11	0.18
tblVehicleEF	LDT2	0.12	0.15
tblVehicleEF	LDT2	0.10	0.16
tblVehicleEF	LDT2	0.02	0.02
tblVehicleEF	LDT2	0.06	0.43
tblVehicleEF	LDT2	0.07	0.25
tblVehicleEF	LDT2	4.7910e-003	3.0060e-003
tblVehicleEF	LDT2	5.7690e-003	0.06
tblVehicleEF	LDT2	0.64	0.73
tblVehicleEF	LDT2	1.26	2.45
tblVehicleEF	LDT2	308.90	291.83
tblVehicleEF	LDT2	71.50	62.64
tblVehicleEF	LDT2	0.06	0.06

Merrill Commerce Center (Phase B Operations - Passenger Cars) - San Bernardino-South Coast County, Winter

tblVehicleEF	LDT2	1.7520e-003	1.3590e-003
tblVehicleEF	LDT2	2.4460e-003	1.7340e-003
tblVehicleEF	LDT2	1.6110e-003	1.2500e-003
tblVehicleEF	LDT2	2.2490e-003	1.5950e-003
tblVehicleEF	LDT2	0.05	0.09
tblVehicleEF	LDT2	0.11	0.14
tblVehicleEF	LDT2	0.04	0.07
tblVehicleEF	LDT2	0.01	0.01
tblVehicleEF	LDT2	0.07	0.50
tblVehicleEF	LDT2	0.08	0.27
tblVehicleEF	LDT2	3.0940e-003	2.8870e-003
tblVehicleEF	LDT2	7.3600e-004	6.2000e-004
tblVehicleEF	LDT2	0.05	0.09
tblVehicleEF	LDT2	0.11	0.14
tblVehicleEF	LDT2	0.04	0.07
tblVehicleEF	LDT2	0.02	0.02
tblVehicleEF	LDT2	0.07	0.50
tblVehicleEF	LDT2	0.09	0.29
tblVehicleEF	LHD1	4.6720e-003	4.4980e-003
tblVehicleEF	LHD1	8.9900e-003	4.8130e-003
tblVehicleEF	LHD1	0.02	0.01
tblVehicleEF	LHD1	0.14	0.17
tblVehicleEF	LHD1	0.81	0.64
tblVehicleEF	LHD1	2.18	0.94
tblVehicleEF	LHD1	9.21	9.12
tblVehicleEF	LHD1	593.90	622.71
tblVehicleEF	LHD1	28.73	10.21

Merrill Commerce Center (Phase B Operations - Passenger Cars) - San Bernardino-South Coast County, Winter

tblVehicleEF	LHD1	0.08	0.07
tblVehicleEF	LHD1	1.68	1.13
tblVehicleEF	LHD1	9.5400e-004	9.8200e-004
tblVehicleEF	LHD1	0.01	0.01
tblVehicleEF	LHD1	0.01	9.4060e-003
tblVehicleEF	LHD1	8.2700e-004	2.3100e-004
tblVehicleEF	LHD1	9.1300e-004	9.4000e-004
tblVehicleEF	LHD1	2.5700e-003	2.5020e-003
tblVehicleEF	LHD1	0.01	8.9760e-003
tblVehicleEF	LHD1	7.6100e-004	2.1300e-004
tblVehicleEF	LHD1	3.3830e-003	2.6930e-003
tblVehicleEF	LHD1	0.10	0.08
tblVehicleEF	LHD1	0.02	0.02
tblVehicleEF	LHD1	1.7110e-003	1.3450e-003
tblVehicleEF	LHD1	0.07	0.05
tblVehicleEF	LHD1	0.35	0.54
tblVehicleEF	LHD1	0.22	0.06
tblVehicleEF	LHD1	9.2000e-005	8.8000e-005
tblVehicleEF	LHD1	5.8160e-003	6.0590e-003
tblVehicleEF	LHD1	3.2800e-004	1.0100e-004
tblVehicleEF	LHD1	3.3830e-003	2.6930e-003
tblVehicleEF	LHD1	0.10	0.08
tblVehicleEF	LHD1	0.02	0.03
tblVehicleEF	LHD1	1.7110e-003	1.3450e-003
tblVehicleEF	LHD1	0.09	0.07
tblVehicleEF	LHD1	0.35	0.54
tblVehicleEF	LHD1	0.24	0.07

Merrill Commerce Center (Phase B Operations - Passenger Cars) - San Bernardino-South Coast County, Winter

tblVehicleEF	LHD1	4.6720e-003	4.5120e-003
tblVehicleEF	LHD1	9.1960e-003	4.9120e-003
tblVehicleEF	LHD1	0.02	0.01
tblVehicleEF	LHD1	0.14	0.17
tblVehicleEF	LHD1	0.82	0.66
tblVehicleEF	LHD1	2.04	0.88
tblVehicleEF	LHD1	9.21	9.12
tblVehicleEF	LHD1	593.90	622.74
tblVehicleEF	LHD1	28.73	10.10
tblVehicleEF	LHD1	0.08	0.07
tblVehicleEF	LHD1	1.58	1.06
tblVehicleEF	LHD1	9.5400e-004	9.8200e-004
tblVehicleEF	LHD1	0.01	0.01
tblVehicleEF	LHD1	0.01	9.4060e-003
tblVehicleEF	LHD1	8.2700e-004	2.3100e-004
tblVehicleEF	LHD1	9.1300e-004	9.4000e-004
tblVehicleEF	LHD1	2.5700e-003	2.5020e-003
tblVehicleEF	LHD1	0.01	8.9760e-003
tblVehicleEF	LHD1	7.6100e-004	2.1300e-004
tblVehicleEF	LHD1	6.6270e-003	5.2970e-003
tblVehicleEF	LHD1	0.12	0.09
tblVehicleEF	LHD1	0.02	0.02
tblVehicleEF	LHD1	3.7910e-003	3.0170e-003
tblVehicleEF	LHD1	0.07	0.05
tblVehicleEF	LHD1	0.35	0.54
tblVehicleEF	LHD1	0.21	0.06
tblVehicleEF	LHD1	9.2000e-005	8.8000e-005

Merrill Commerce Center (Phase B Operations - Passenger Cars) - San Bernardino-South Coast County, Winter

tblVehicleEF	LHD1	5.8160e-003	6.0590e-003
tblVehicleEF	LHD1	3.2600e-004	1.0000e-004
tblVehicleEF	LHD1	6.6270e-003	5.2970e-003
tblVehicleEF	LHD1	0.12	0.09
tblVehicleEF	LHD1	0.02	0.03
tblVehicleEF	LHD1	3.7910e-003	3.0170e-003
tblVehicleEF	LHD1	0.09	0.07
tblVehicleEF	LHD1	0.35	0.54
tblVehicleEF	LHD1	0.23	0.07
tblVehicleEF	LHD1	4.6720e-003	4.5010e-003
tblVehicleEF	LHD1	9.0130e-003	4.8240e-003
tblVehicleEF	LHD1	0.02	0.01
tblVehicleEF	LHD1	0.14	0.17
tblVehicleEF	LHD1	0.81	0.64
tblVehicleEF	LHD1	2.15	0.92
tblVehicleEF	LHD1	9.21	9.12
tblVehicleEF	LHD1	593.90	622.72
tblVehicleEF	LHD1	28.73	10.18
tblVehicleEF	LHD1	0.08	0.07
tblVehicleEF	LHD1	1.65	1.11
tblVehicleEF	LHD1	9.5400e-004	9.8200e-004
tblVehicleEF	LHD1	0.01	0.01
tblVehicleEF	LHD1	0.01	9.4060e-003
tblVehicleEF	LHD1	8.2700e-004	2.3100e-004
tblVehicleEF	LHD1	9.1300e-004	9.4000e-004
tblVehicleEF	LHD1	2.5700e-003	2.5020e-003
tblVehicleEF	LHD1	0.01	8.9760e-003

Merrill Commerce Center (Phase B Operations - Passenger Cars) - San Bernardino-South Coast County, Winter

tblVehicleEF	LHD1	7.6100e-004	2.1300e-004
tblVehicleEF	LHD1	3.6120e-003	2.9190e-003
tblVehicleEF	LHD1	0.12	0.09
tblVehicleEF	LHD1	0.02	0.02
tblVehicleEF	LHD1	1.6770e-003	1.3230e-003
tblVehicleEF	LHD1	0.07	0.05
tblVehicleEF	LHD1	0.37	0.58
tblVehicleEF	LHD1	0.22	0.06
tblVehicleEF	LHD1	9.2000e-005	8.8000e-005
tblVehicleEF	LHD1	5.8160e-003	6.0590e-003
tblVehicleEF	LHD1	3.2800e-004	1.0100e-004
tblVehicleEF	LHD1	3.6120e-003	2.9190e-003
tblVehicleEF	LHD1	0.12	0.09
tblVehicleEF	LHD1	0.02	0.03
tblVehicleEF	LHD1	1.6770e-003	1.3230e-003
tblVehicleEF	LHD1	0.09	0.07
tblVehicleEF	LHD1	0.37	0.58
tblVehicleEF	LHD1	0.24	0.07
tblVehicleEF	LHD2	3.1420e-003	3.0290e-003
tblVehicleEF	LHD2	3.3700e-003	3.3290e-003
tblVehicleEF	LHD2	5.9590e-003	7.7710e-003
tblVehicleEF	LHD2	0.12	0.13
tblVehicleEF	LHD2	0.36	0.43
tblVehicleEF	LHD2	1.03	0.54
tblVehicleEF	LHD2	14.09	14.24
tblVehicleEF	LHD2	595.69	623.31
tblVehicleEF	LHD2	23.37	7.26

Merrill Commerce Center (Phase B Operations - Passenger Cars) - San Bernardino-South Coast County, Winter

tblVehicleEF	LHD2	0.10	0.10
tblVehicleEF	LHD2	0.94	1.21
tblVehicleEF	LHD2	1.2080e-003	1.4410e-003
tblVehicleEF	LHD2	0.01	0.01
tblVehicleEF	LHD2	0.01	0.01
tblVehicleEF	LHD2	3.6200e-004	1.1200e-004
tblVehicleEF	LHD2	1.1560e-003	1.3780e-003
tblVehicleEF	LHD2	2.6970e-003	2.7030e-003
tblVehicleEF	LHD2	9.9080e-003	0.01
tblVehicleEF	LHD2	3.3300e-004	1.0300e-004
tblVehicleEF	LHD2	1.0780e-003	1.3290e-003
tblVehicleEF	LHD2	0.03	0.04
tblVehicleEF	LHD2	0.01	0.02
tblVehicleEF	LHD2	6.0700e-004	7.2000e-004
tblVehicleEF	LHD2	0.05	0.05
tblVehicleEF	LHD2	0.07	0.24
tblVehicleEF	LHD2	0.08	0.04
tblVehicleEF	LHD2	1.3700e-004	1.3600e-004
tblVehicleEF	LHD2	5.7920e-003	6.0100e-003
tblVehicleEF	LHD2	2.5200e-004	7.2000e-005
tblVehicleEF	LHD2	1.0780e-003	1.3290e-003
tblVehicleEF	LHD2	0.03	0.04
tblVehicleEF	LHD2	0.02	0.02
tblVehicleEF	LHD2	6.0700e-004	7.2000e-004
tblVehicleEF	LHD2	0.05	0.06
tblVehicleEF	LHD2	0.07	0.24
tblVehicleEF	LHD2	0.09	0.04

Merrill Commerce Center (Phase B Operations - Passenger Cars) - San Bernardino-South Coast County, Winter

tblVehicleEF	LHD2	3.1420e-003	3.0380e-003
tblVehicleEF	LHD2	3.4100e-003	3.3590e-003
tblVehicleEF	LHD2	5.7050e-003	7.4220e-003
tblVehicleEF	LHD2	0.12	0.13
tblVehicleEF	LHD2	0.36	0.44
tblVehicleEF	LHD2	0.97	0.51
tblVehicleEF	LHD2	14.09	14.24
tblVehicleEF	LHD2	595.69	623.32
tblVehicleEF	LHD2	23.37	7.20
tblVehicleEF	LHD2	0.10	0.10
tblVehicleEF	LHD2	0.88	1.14
tblVehicleEF	LHD2	1.2080e-003	1.4410e-003
tblVehicleEF	LHD2	0.01	0.01
tblVehicleEF	LHD2	0.01	0.01
tblVehicleEF	LHD2	3.6200e-004	1.1200e-004
tblVehicleEF	LHD2	1.1560e-003	1.3780e-003
tblVehicleEF	LHD2	2.6970e-003	2.7030e-003
tblVehicleEF	LHD2	9.9080e-003	0.01
tblVehicleEF	LHD2	3.3300e-004	1.0300e-004
tblVehicleEF	LHD2	2.0680e-003	2.5650e-003
tblVehicleEF	LHD2	0.04	0.05
tblVehicleEF	LHD2	0.01	0.02
tblVehicleEF	LHD2	1.2890e-003	1.5490e-003
tblVehicleEF	LHD2	0.05	0.05
tblVehicleEF	LHD2	0.07	0.24
tblVehicleEF	LHD2	0.08	0.04
tblVehicleEF	LHD2	1.3700e-004	1.3600e-004

Merrill Commerce Center (Phase B Operations - Passenger Cars) - San Bernardino-South Coast County, Winter

tblVehicleEF	LHD2	5.7920e-003	6.0110e-003
tblVehicleEF	LHD2	2.5100e-004	7.1000e-005
tblVehicleEF	LHD2	2.0680e-003	2.5650e-003
tblVehicleEF	LHD2	0.04	0.05
tblVehicleEF	LHD2	0.02	0.02
tblVehicleEF	LHD2	1.2890e-003	1.5490e-003
tblVehicleEF	LHD2	0.05	0.06
tblVehicleEF	LHD2	0.07	0.24
tblVehicleEF	LHD2	0.08	0.04
tblVehicleEF	LHD2	3.1420e-003	3.0310e-003
tblVehicleEF	LHD2	3.3740e-003	3.3320e-003
tblVehicleEF	LHD2	5.9110e-003	7.7050e-003
tblVehicleEF	LHD2	0.12	0.13
tblVehicleEF	LHD2	0.36	0.43
tblVehicleEF	LHD2	1.02	0.54
tblVehicleEF	LHD2	14.09	14.24
tblVehicleEF	LHD2	595.69	623.31
tblVehicleEF	LHD2	23.37	7.24
tblVehicleEF	LHD2	0.10	0.10
tblVehicleEF	LHD2	0.92	1.20
tblVehicleEF	LHD2	1.2080e-003	1.4410e-003
tblVehicleEF	LHD2	0.01	0.01
tblVehicleEF	LHD2	0.01	0.01
tblVehicleEF	LHD2	3.6200e-004	1.1200e-004
tblVehicleEF	LHD2	1.1560e-003	1.3780e-003
tblVehicleEF	LHD2	2.6970e-003	2.7030e-003
tblVehicleEF	LHD2	9.9080e-003	0.01

Merrill Commerce Center (Phase B Operations - Passenger Cars) - San Bernardino-South Coast County, Winter

tblVehicleEF	LHD2	3.3300e-004	1.0300e-004
tblVehicleEF	LHD2	1.0780e-003	1.3530e-003
tblVehicleEF	LHD2	0.03	0.04
tblVehicleEF	LHD2	0.01	0.02
tblVehicleEF	LHD2	5.9100e-004	6.9900e-004
tblVehicleEF	LHD2	0.05	0.05
tblVehicleEF	LHD2	0.07	0.25
tblVehicleEF	LHD2	0.08	0.04
tblVehicleEF	LHD2	1.3700e-004	1.3600e-004
tblVehicleEF	LHD2	5.7920e-003	6.0100e-003
tblVehicleEF	LHD2	2.5200e-004	7.2000e-005
tblVehicleEF	LHD2	1.0780e-003	1.3530e-003
tblVehicleEF	LHD2	0.03	0.04
tblVehicleEF	LHD2	0.02	0.02
tblVehicleEF	LHD2	5.9100e-004	6.9900e-004
tblVehicleEF	LHD2	0.05	0.06
tblVehicleEF	LHD2	0.07	0.25
tblVehicleEF	LHD2	0.09	0.04
tblVehicleEF	MCY	0.44	0.33
tblVehicleEF	MCY	0.16	0.25
tblVehicleEF	MCY	19.41	19.66
tblVehicleEF	MCY	9.98	8.85
tblVehicleEF	MCY	169.81	211.00
tblVehicleEF	MCY	45.18	60.62
tblVehicleEF	MCY	1.15	1.15
tblVehicleEF	MCY	1.9700e-003	1.9320e-003
tblVehicleEF	MCY	3.3250e-003	2.8200e-003

Merrill Commerce Center (Phase B Operations - Passenger Cars) - San Bernardino-South Coast County, Winter

tblVehicleEF	MCY	1.8410e-003	1.8050e-003
tblVehicleEF	MCY	3.1250e-003	2.6490e-003
tblVehicleEF	MCY	1.43	1.45
tblVehicleEF	MCY	0.80	0.82
tblVehicleEF	MCY	0.78	0.79
tblVehicleEF	MCY	2.18	2.19
tblVehicleEF	MCY	0.45	1.82
tblVehicleEF	MCY	2.12	1.87
tblVehicleEF	MCY	2.0790e-003	2.0880e-003
tblVehicleEF	MCY	6.7700e-004	6.0000e-004
tblVehicleEF	MCY	1.43	1.45
tblVehicleEF	MCY	0.80	0.82
tblVehicleEF	MCY	0.78	0.79
tblVehicleEF	MCY	2.71	2.71
tblVehicleEF	MCY	0.45	1.82
tblVehicleEF	MCY	2.31	2.04
tblVehicleEF	MCY	0.43	0.32
tblVehicleEF	MCY	0.13	0.21
tblVehicleEF	MCY	19.54	19.80
tblVehicleEF	MCY	9.04	7.97
tblVehicleEF	MCY	169.81	211.03
tblVehicleEF	MCY	45.18	58.35
tblVehicleEF	MCY	0.98	0.98
tblVehicleEF	MCY	1.9700e-003	1.9320e-003
tblVehicleEF	MCY	3.3250e-003	2.8200e-003
tblVehicleEF	MCY	1.8410e-003	1.8050e-003
tblVehicleEF	MCY	3.1250e-003	2.6490e-003

Merrill Commerce Center (Phase B Operations - Passenger Cars) - San Bernardino-South Coast County, Winter

tblVehicleEF	MCY	3.10	3.13
tblVehicleEF	MCY	1.23	1.26
tblVehicleEF	MCY	2.07	2.09
tblVehicleEF	MCY	2.14	2.14
tblVehicleEF	MCY	0.45	1.81
tblVehicleEF	MCY	1.83	1.61
tblVehicleEF	MCY	2.0790e-003	2.0880e-003
tblVehicleEF	MCY	6.5300e-004	5.7700e-004
tblVehicleEF	MCY	3.10	3.13
tblVehicleEF	MCY	1.23	1.26
tblVehicleEF	MCY	2.07	2.09
tblVehicleEF	MCY	2.65	2.65
tblVehicleEF	MCY	0.45	1.81
tblVehicleEF	MCY	1.99	1.75
tblVehicleEF	MCY	0.43	0.32
tblVehicleEF	MCY	0.15	0.24
tblVehicleEF	MCY	18.58	18.81
tblVehicleEF	MCY	9.62	8.50
tblVehicleEF	MCY	169.81	209.52
tblVehicleEF	MCY	45.18	59.85
tblVehicleEF	MCY	1.11	1.11
tblVehicleEF	MCY	1.9700e-003	1.9320e-003
tblVehicleEF	MCY	3.3250e-003	2.8200e-003
tblVehicleEF	MCY	1.8410e-003	1.8050e-003
tblVehicleEF	MCY	3.1250e-003	2.6490e-003
tblVehicleEF	MCY	1.69	1.70
tblVehicleEF	MCY	1.07	1.09

Merrill Commerce Center (Phase B Operations - Passenger Cars) - San Bernardino-South Coast County, Winter

tblVehicleEF	MCY	0.70	0.70
tblVehicleEF	MCY	2.15	2.16
tblVehicleEF	MCY	0.52	2.09
tblVehicleEF	MCY	2.05	1.81
tblVehicleEF	MCY	2.0650e-003	2.0730e-003
tblVehicleEF	MCY	6.6900e-004	5.9200e-004
tblVehicleEF	MCY	1.69	1.70
tblVehicleEF	MCY	1.07	1.09
tblVehicleEF	MCY	0.70	0.70
tblVehicleEF	MCY	2.67	2.67
tblVehicleEF	MCY	0.52	2.09
tblVehicleEF	MCY	2.23	1.97
tblVehicleEF	MDV	9.3540e-003	3.8560e-003
tblVehicleEF	MDV	0.01	0.07
tblVehicleEF	MDV	1.04	0.86
tblVehicleEF	MDV	2.45	2.81
tblVehicleEF	MDV	439.27	371.74
tblVehicleEF	MDV	98.67	77.98
tblVehicleEF	MDV	0.13	0.08
tblVehicleEF	MDV	1.7830e-003	1.4230e-003
tblVehicleEF	MDV	2.4100e-003	1.7590e-003
tblVehicleEF	MDV	1.6430e-003	1.3120e-003
tblVehicleEF	MDV	2.2160e-003	1.6180e-003
tblVehicleEF	MDV	0.09	0.11
tblVehicleEF	MDV	0.18	0.15
tblVehicleEF	MDV	0.08	0.10
tblVehicleEF	MDV	0.02	0.02

Merrill Commerce Center (Phase B Operations - Passenger Cars) - San Bernardino-South Coast County, Winter

tblVehicleEF	MDV	0.10	0.47
tblVehicleEF	MDV	0.18	0.34
tblVehicleEF	MDV	4.3980e-003	3.6750e-003
tblVehicleEF	MDV	1.0290e-003	7.7200e-004
tblVehicleEF	MDV	0.09	0.11
tblVehicleEF	MDV	0.18	0.15
tblVehicleEF	MDV	0.08	0.10
tblVehicleEF	MDV	0.03	0.02
tblVehicleEF	MDV	0.10	0.47
tblVehicleEF	MDV	0.20	0.37
tblVehicleEF	MDV	0.01	4.4140e-003
tblVehicleEF	MDV	0.01	0.06
tblVehicleEF	MDV	1.27	1.05
tblVehicleEF	MDV	2.03	2.33
tblVehicleEF	MDV	478.15	394.46
tblVehicleEF	MDV	98.67	77.03
tblVehicleEF	MDV	0.11	0.07
tblVehicleEF	MDV	1.7830e-003	1.4230e-003
tblVehicleEF	MDV	2.4100e-003	1.7590e-003
tblVehicleEF	MDV	1.6430e-003	1.3120e-003
tblVehicleEF	MDV	2.2160e-003	1.6180e-003
tblVehicleEF	MDV	0.19	0.22
tblVehicleEF	MDV	0.21	0.18
tblVehicleEF	MDV	0.16	0.20
tblVehicleEF	MDV	0.03	0.02
tblVehicleEF	MDV	0.10	0.47
tblVehicleEF	MDV	0.15	0.29

Merrill Commerce Center (Phase B Operations - Passenger Cars) - San Bernardino-South Coast County, Winter

tblVehicleEF	MDV	4.7900e-003	3.9000e-003
tblVehicleEF	MDV	1.0220e-003	7.6200e-004
tblVehicleEF	MDV	0.19	0.22
tblVehicleEF	MDV	0.21	0.18
tblVehicleEF	MDV	0.16	0.20
tblVehicleEF	MDV	0.04	0.03
tblVehicleEF	MDV	0.10	0.47
tblVehicleEF	MDV	0.17	0.31
tblVehicleEF	MDV	9.1040e-003	3.7610e-003
tblVehicleEF	MDV	0.01	0.07
tblVehicleEF	MDV	0.99	0.81
tblVehicleEF	MDV	2.42	2.77
tblVehicleEF	MDV	430.20	366.36
tblVehicleEF	MDV	98.67	77.90
tblVehicleEF	MDV	0.12	0.07
tblVehicleEF	MDV	1.7830e-003	1.4230e-003
tblVehicleEF	MDV	2.4100e-003	1.7590e-003
tblVehicleEF	MDV	1.6430e-003	1.3120e-003
tblVehicleEF	MDV	2.2160e-003	1.6180e-003
tblVehicleEF	MDV	0.09	0.10
tblVehicleEF	MDV	0.20	0.17
tblVehicleEF	MDV	0.08	0.09
tblVehicleEF	MDV	0.02	0.02
tblVehicleEF	MDV	0.12	0.55
tblVehicleEF	MDV	0.18	0.34
tblVehicleEF	MDV	4.3070e-003	3.6210e-003
tblVehicleEF	MDV	1.0290e-003	7.7100e-004

Merrill Commerce Center (Phase B Operations - Passenger Cars) - San Bernardino-South Coast County, Winter

tblVehicleEF	MDV	0.09	0.10
tblVehicleEF	MDV	0.20	0.17
tblVehicleEF	MDV	0.08	0.09
tblVehicleEF	MDV	0.03	0.02
tblVehicleEF	MDV	0.12	0.55
tblVehicleEF	MDV	0.20	0.37
tblVehicleEF	MH	0.02	3.5960e-003
tblVehicleEF	MH	0.02	0.00
tblVehicleEF	MH	1.94	0.33
tblVehicleEF	MH	5.34	0.00
tblVehicleEF	MH	1,048.24	928.73
tblVehicleEF	MH	58.51	0.00
tblVehicleEF	MH	1.28	4.11
tblVehicleEF	MH	0.01	0.02
tblVehicleEF	MH	0.03	0.12
tblVehicleEF	MH	1.0110e-003	0.00
tblVehicleEF	MH	3.2250e-003	4.0000e-003
tblVehicleEF	MH	0.03	0.12
tblVehicleEF	MH	9.3000e-004	0.00
tblVehicleEF	MH	1.22	0.00
tblVehicleEF	MH	0.08	0.00
tblVehicleEF	MH	0.43	0.00
tblVehicleEF	MH	0.07	0.08
tblVehicleEF	MH	0.03	0.00
tblVehicleEF	MH	0.31	0.00
tblVehicleEF	MH	0.01	8.7800e-003
tblVehicleEF	MH	6.7800e-004	0.00

Merrill Commerce Center (Phase B Operations - Passenger Cars) - San Bernardino-South Coast County, Winter

tblVehicleEF	MH	1.22	0.00
tblVehicleEF	MH	0.08	0.00
tblVehicleEF	MH	0.43	0.00
tblVehicleEF	MH	0.10	0.09
tblVehicleEF	MH	0.03	0.00
tblVehicleEF	MH	0.34	0.00
tblVehicleEF	MH	0.02	3.5960e-003
tblVehicleEF	MH	0.02	0.00
tblVehicleEF	MH	2.01	0.33
tblVehicleEF	MH	4.87	0.00
tblVehicleEF	MH	1,048.24	928.73
tblVehicleEF	MH	58.51	0.00
tblVehicleEF	MH	1.17	3.87
tblVehicleEF	MH	0.01	0.02
tblVehicleEF	MH	0.03	0.12
tblVehicleEF	MH	1.0110e-003	0.00
tblVehicleEF	MH	3.2250e-003	4.0000e-003
tblVehicleEF	MH	0.03	0.12
tblVehicleEF	MH	9.3000e-004	0.00
tblVehicleEF	MH	2.40	0.00
tblVehicleEF	MH	0.09	0.00
tblVehicleEF	MH	1.01	0.00
tblVehicleEF	MH	0.08	0.08
tblVehicleEF	MH	0.03	0.00
tblVehicleEF	MH	0.29	0.00
tblVehicleEF	MH	0.01	8.7800e-003
tblVehicleEF	MH	6.7000e-004	0.00

Merrill Commerce Center (Phase B Operations - Passenger Cars) - San Bernardino-South Coast County, Winter

tblVehicleEF	MH	2.40	0.00
tblVehicleEF	MH	0.09	0.00
tblVehicleEF	MH	1.01	0.00
tblVehicleEF	MH	0.10	0.09
tblVehicleEF	MH	0.03	0.00
tblVehicleEF	MH	0.32	0.00
tblVehicleEF	MH	0.02	3.5960e-003
tblVehicleEF	MH	0.02	0.00
tblVehicleEF	MH	1.94	0.33
tblVehicleEF	MH	5.29	0.00
tblVehicleEF	MH	1,048.24	928.73
tblVehicleEF	MH	58.51	0.00
tblVehicleEF	MH	1.25	4.05
tblVehicleEF	MH	0.01	0.02
tblVehicleEF	MH	0.03	0.12
tblVehicleEF	MH	1.0110e-003	0.00
tblVehicleEF	MH	3.2250e-003	4.0000e-003
tblVehicleEF	MH	0.03	0.12
tblVehicleEF	MH	9.3000e-004	0.00
tblVehicleEF	MH	1.42	0.00
tblVehicleEF	MH	0.09	0.00
tblVehicleEF	MH	0.44	0.00
tblVehicleEF	MH	0.07	0.08
tblVehicleEF	MH	0.03	0.00
tblVehicleEF	MH	0.31	0.00
tblVehicleEF	MH	0.01	8.7800e-003
tblVehicleEF	MH	6.7700e-004	0.00

Merrill Commerce Center (Phase B Operations - Passenger Cars) - San Bernardino-South Coast County, Winter

tblVehicleEF	MH	1.42	0.00
tblVehicleEF	MH	0.09	0.00
tblVehicleEF	MH	0.44	0.00
tblVehicleEF	MH	0.10	0.09
tblVehicleEF	MH	0.03	0.00
tblVehicleEF	MH	0.34	0.00
tblVehicleEF	MHD	0.02	3.0370e-003
tblVehicleEF	MHD	2.3730e-003	1.0670e-003
tblVehicleEF	MHD	0.04	7.4460e-003
tblVehicleEF	MHD	0.29	0.34
tblVehicleEF	MHD	0.21	0.14
tblVehicleEF	MHD	3.98	0.80
tblVehicleEF	MHD	157.13	63.12
tblVehicleEF	MHD	1,097.93	940.09
tblVehicleEF	MHD	49.45	7.43
tblVehicleEF	MHD	0.42	0.34
tblVehicleEF	MHD	0.63	1.01
tblVehicleEF	MHD	9.1000e-005	2.4100e-004
tblVehicleEF	MHD	2.7720e-003	7.6590e-003
tblVehicleEF	MHD	6.6500e-004	8.6000e-005
tblVehicleEF	MHD	8.7000e-005	2.3000e-004
tblVehicleEF	MHD	2.6480e-003	7.3240e-003
tblVehicleEF	MHD	6.1100e-004	7.9000e-005
tblVehicleEF	MHD	9.7700e-004	4.4300e-004
tblVehicleEF	MHD	0.03	0.02
tblVehicleEF	MHD	0.02	0.02
tblVehicleEF	MHD	5.2700e-004	2.3800e-004

Merrill Commerce Center (Phase B Operations - Passenger Cars) - San Bernardino-South Coast County, Winter

tblVehicleEF	MHD	0.03	0.01
tblVehicleEF	MHD	0.01	0.08
tblVehicleEF	MHD	0.24	0.04
tblVehicleEF	MHD	1.5090e-003	5.9900e-004
tblVehicleEF	MHD	0.01	8.9580e-003
tblVehicleEF	MHD	5.6400e-004	7.4000e-005
tblVehicleEF	MHD	9.7700e-004	4.4300e-004
tblVehicleEF	MHD	0.03	0.02
tblVehicleEF	MHD	0.03	0.02
tblVehicleEF	MHD	5.2700e-004	2.3800e-004
tblVehicleEF	MHD	0.03	0.01
tblVehicleEF	MHD	0.01	0.08
tblVehicleEF	MHD	0.27	0.04
tblVehicleEF	MHD	0.01	2.8930e-003
tblVehicleEF	MHD	2.4050e-003	1.0900e-003
tblVehicleEF	MHD	0.04	7.1060e-003
tblVehicleEF	MHD	0.21	0.29
tblVehicleEF	MHD	0.21	0.15
tblVehicleEF	MHD	3.72	0.75
tblVehicleEF	MHD	166.43	62.88
tblVehicleEF	MHD	1,097.93	940.09
tblVehicleEF	MHD	49.45	7.34
tblVehicleEF	MHD	0.44	0.33
tblVehicleEF	MHD	0.59	0.95
tblVehicleEF	MHD	7.6000e-005	2.0600e-004
tblVehicleEF	MHD	2.7720e-003	7.6590e-003
tblVehicleEF	MHD	6.6500e-004	8.6000e-005

Merrill Commerce Center (Phase B Operations - Passenger Cars) - San Bernardino-South Coast County, Winter

tblVehicleEF	MHD	7.3000e-005	1.9700e-004
tblVehicleEF	MHD	2.6480e-003	7.3240e-003
tblVehicleEF	MHD	6.1100e-004	7.9000e-005
tblVehicleEF	MHD	1.9120e-003	8.6600e-004
tblVehicleEF	MHD	0.04	0.02
tblVehicleEF	MHD	0.02	0.01
tblVehicleEF	MHD	1.1780e-003	5.3200e-004
tblVehicleEF	MHD	0.03	0.01
tblVehicleEF	MHD	0.01	0.08
tblVehicleEF	MHD	0.23	0.04
tblVehicleEF	MHD	1.5970e-003	5.9700e-004
tblVehicleEF	MHD	0.01	8.9590e-003
tblVehicleEF	MHD	5.6000e-004	7.3000e-005
tblVehicleEF	MHD	1.9120e-003	8.6600e-004
tblVehicleEF	MHD	0.04	0.02
tblVehicleEF	MHD	0.03	0.02
tblVehicleEF	MHD	1.1780e-003	5.3200e-004
tblVehicleEF	MHD	0.03	0.01
tblVehicleEF	MHD	0.01	0.08
tblVehicleEF	MHD	0.25	0.04
tblVehicleEF	MHD	0.02	3.2500e-003
tblVehicleEF	MHD	2.3770e-003	1.0690e-003
tblVehicleEF	MHD	0.04	7.3590e-003
tblVehicleEF	MHD	0.41	0.40
tblVehicleEF	MHD	0.21	0.14
tblVehicleEF	MHD	3.91	0.79
tblVehicleEF	MHD	144.26	63.46

Merrill Commerce Center (Phase B Operations - Passenger Cars) - San Bernardino-South Coast County, Winter

tblVehicleEF	MHD	1,097.93	940.09
tblVehicleEF	MHD	49.45	7.41
tblVehicleEF	MHD	0.40	0.36
tblVehicleEF	MHD	0.62	0.99
tblVehicleEF	MHD	1.1000e-004	2.8900e-004
tblVehicleEF	MHD	2.7720e-003	7.6590e-003
tblVehicleEF	MHD	6.6500e-004	8.6000e-005
tblVehicleEF	MHD	1.0600e-004	2.7600e-004
tblVehicleEF	MHD	2.6480e-003	7.3240e-003
tblVehicleEF	MHD	6.1100e-004	7.9000e-005
tblVehicleEF	MHD	1.0160e-003	4.6200e-004
tblVehicleEF	MHD	0.04	0.02
tblVehicleEF	MHD	0.02	0.02
tblVehicleEF	MHD	5.1300e-004	2.3200e-004
tblVehicleEF	MHD	0.03	0.01
tblVehicleEF	MHD	0.01	0.09
tblVehicleEF	MHD	0.24	0.04
tblVehicleEF	MHD	1.3880e-003	6.0200e-004
tblVehicleEF	MHD	0.01	8.9580e-003
tblVehicleEF	MHD	5.6300e-004	7.3000e-005
tblVehicleEF	MHD	1.0160e-003	4.6200e-004
tblVehicleEF	MHD	0.04	0.02
tblVehicleEF	MHD	0.03	0.02
tblVehicleEF	MHD	5.1300e-004	2.3200e-004
tblVehicleEF	MHD	0.03	0.01
tblVehicleEF	MHD	0.01	0.09
tblVehicleEF	MHD	0.26	0.04

Merrill Commerce Center (Phase B Operations - Passenger Cars) - San Bernardino-South Coast County, Winter

tblVehicleEF	OBUS	0.01	9.0060e-003
tblVehicleEF	OBUS	6.2520e-003	5.7900e-003
tblVehicleEF	OBUS	0.03	0.02
tblVehicleEF	OBUS	0.24	0.51
tblVehicleEF	OBUS	0.41	0.69
tblVehicleEF	OBUS	5.29	2.52
tblVehicleEF	OBUS	65.82	66.45
tblVehicleEF	OBUS	1,119.44	1,394.03
tblVehicleEF	OBUS	69.89	20.71
tblVehicleEF	OBUS	0.13	0.24
tblVehicleEF	OBUS	0.44	0.87
tblVehicleEF	OBUS	1.1000e-005	8.1000e-005
tblVehicleEF	OBUS	2.0200e-003	6.3490e-003
tblVehicleEF	OBUS	9.5000e-004	2.3700e-004
tblVehicleEF	OBUS	1.1000e-005	7.8000e-005
tblVehicleEF	OBUS	1.9090e-003	6.0530e-003
tblVehicleEF	OBUS	8.7400e-004	2.1800e-004
tblVehicleEF	OBUS	1.8990e-003	2.7570e-003
tblVehicleEF	OBUS	0.02	0.03
tblVehicleEF	OBUS	0.03	0.05
tblVehicleEF	OBUS	8.3600e-004	1.1520e-003
tblVehicleEF	OBUS	0.03	0.03
tblVehicleEF	OBUS	0.05	0.32
tblVehicleEF	OBUS	0.33	0.12
tblVehicleEF	OBUS	6.4000e-004	6.3400e-004
tblVehicleEF	OBUS	0.01	0.01
tblVehicleEF	OBUS	7.9100e-004	2.0500e-004

Merrill Commerce Center (Phase B Operations - Passenger Cars) - San Bernardino-South Coast County, Winter

tblVehicleEF	OBUS	1.8990e-003	2.7570e-003
tblVehicleEF	OBUS	0.02	0.03
tblVehicleEF	OBUS	0.04	0.06
tblVehicleEF	OBUS	8.3600e-004	1.1520e-003
tblVehicleEF	OBUS	0.04	0.04
tblVehicleEF	OBUS	0.05	0.32
tblVehicleEF	OBUS	0.36	0.13
tblVehicleEF	OBUS	0.01	9.0820e-003
tblVehicleEF	OBUS	6.4110e-003	5.9630e-003
tblVehicleEF	OBUS	0.02	0.02
tblVehicleEF	OBUS	0.24	0.51
tblVehicleEF	OBUS	0.42	0.71
tblVehicleEF	OBUS	4.85	2.32
tblVehicleEF	OBUS	68.71	65.76
tblVehicleEF	OBUS	1,119.44	1,394.07
tblVehicleEF	OBUS	69.89	20.35
tblVehicleEF	OBUS	0.13	0.23
tblVehicleEF	OBUS	0.41	0.80
tblVehicleEF	OBUS	1.0000e-005	7.2000e-005
tblVehicleEF	OBUS	2.0200e-003	6.3490e-003
tblVehicleEF	OBUS	9.5000e-004	2.3700e-004
tblVehicleEF	OBUS	9.0000e-006	6.9000e-005
tblVehicleEF	OBUS	1.9090e-003	6.0530e-003
tblVehicleEF	OBUS	8.7400e-004	2.1800e-004
tblVehicleEF	OBUS	3.6770e-003	5.3510e-003
tblVehicleEF	OBUS	0.02	0.03
tblVehicleEF	OBUS	0.03	0.05

Merrill Commerce Center (Phase B Operations - Passenger Cars) - San Bernardino-South Coast County, Winter

tblVehicleEF	OBUS	1.8930e-003	2.6140e-003
tblVehicleEF	OBUS	0.03	0.03
tblVehicleEF	OBUS	0.05	0.32
tblVehicleEF	OBUS	0.31	0.11
tblVehicleEF	OBUS	6.6800e-004	6.2800e-004
tblVehicleEF	OBUS	0.01	0.01
tblVehicleEF	OBUS	7.8400e-004	2.0100e-004
tblVehicleEF	OBUS	3.6770e-003	5.3510e-003
tblVehicleEF	OBUS	0.02	0.03
tblVehicleEF	OBUS	0.04	0.06
tblVehicleEF	OBUS	1.8930e-003	2.6140e-003
tblVehicleEF	OBUS	0.04	0.04
tblVehicleEF	OBUS	0.05	0.32
tblVehicleEF	OBUS	0.34	0.12
tblVehicleEF	OBUS	0.01	8.9410e-003
tblVehicleEF	OBUS	6.2690e-003	5.8090e-003
tblVehicleEF	OBUS	0.03	0.02
tblVehicleEF	OBUS	0.25	0.51
tblVehicleEF	OBUS	0.41	0.69
tblVehicleEF	OBUS	5.25	2.51
tblVehicleEF	OBUS	61.82	67.41
tblVehicleEF	OBUS	1,119.44	1,394.04
tblVehicleEF	OBUS	69.89	20.67
tblVehicleEF	OBUS	0.12	0.26
tblVehicleEF	OBUS	0.43	0.86
tblVehicleEF	OBUS	1.4000e-005	9.4000e-005
tblVehicleEF	OBUS	2.0200e-003	6.3490e-003

Merrill Commerce Center (Phase B Operations - Passenger Cars) - San Bernardino-South Coast County, Winter

tblVehicleEF	OBUS	9.5000e-004	2.3700e-004
tblVehicleEF	OBUS	1.3000e-005	9.0000e-005
tblVehicleEF	OBUS	1.9090e-003	6.0530e-003
tblVehicleEF	OBUS	8.7400e-004	2.1800e-004
tblVehicleEF	OBUS	1.9540e-003	2.9210e-003
tblVehicleEF	OBUS	0.02	0.03
tblVehicleEF	OBUS	0.03	0.05
tblVehicleEF	OBUS	8.3000e-004	1.1560e-003
tblVehicleEF	OBUS	0.03	0.03
tblVehicleEF	OBUS	0.05	0.34
tblVehicleEF	OBUS	0.33	0.12
tblVehicleEF	OBUS	6.0200e-004	6.4400e-004
tblVehicleEF	OBUS	0.01	0.01
tblVehicleEF	OBUS	7.9100e-004	2.0500e-004
tblVehicleEF	OBUS	1.9540e-003	2.9210e-003
tblVehicleEF	OBUS	0.02	0.03
tblVehicleEF	OBUS	0.04	0.06
tblVehicleEF	OBUS	8.3000e-004	1.1560e-003
tblVehicleEF	OBUS	0.04	0.04
tblVehicleEF	OBUS	0.05	0.34
tblVehicleEF	OBUS	0.36	0.13
tblVehicleEF	SBUS	0.82	0.05
tblVehicleEF	SBUS	8.4750e-003	5.6520e-003
tblVehicleEF	SBUS	0.06	4.4230e-003
tblVehicleEF	SBUS	6.01	2.12
tblVehicleEF	SBUS	0.53	0.48
tblVehicleEF	SBUS	5.05	0.58

Merrill Commerce Center (Phase B Operations - Passenger Cars) - San Bernardino-South Coast County, Winter

tblVehicleEF	SBUS	1,217.18	331.70
tblVehicleEF	SBUS	1,113.27	1,082.52
tblVehicleEF	SBUS	40.27	3.48
tblVehicleEF	SBUS	9.36	3.05
tblVehicleEF	SBUS	3.61	4.26
tblVehicleEF	SBUS	7.8830e-003	2.9700e-003
tblVehicleEF	SBUS	0.01	0.01
tblVehicleEF	SBUS	0.02	0.02
tblVehicleEF	SBUS	5.9900e-004	3.5000e-005
tblVehicleEF	SBUS	7.5420e-003	2.8410e-003
tblVehicleEF	SBUS	2.7330e-003	2.7420e-003
tblVehicleEF	SBUS	0.02	0.02
tblVehicleEF	SBUS	5.5100e-004	3.2000e-005
tblVehicleEF	SBUS	3.0330e-003	7.5800e-004
tblVehicleEF	SBUS	0.02	5.7310e-003
tblVehicleEF	SBUS	0.71	0.22
tblVehicleEF	SBUS	1.4390e-003	3.8400e-004
tblVehicleEF	SBUS	0.10	0.08
tblVehicleEF	SBUS	9.3710e-003	0.03
tblVehicleEF	SBUS	0.27	0.03
tblVehicleEF	SBUS	0.01	3.1550e-003
tblVehicleEF	SBUS	0.01	0.01
tblVehicleEF	SBUS	4.9000e-004	3.4000e-005
tblVehicleEF	SBUS	3.0330e-003	7.5800e-004
tblVehicleEF	SBUS	0.02	5.7310e-003
tblVehicleEF	SBUS	1.02	0.31
tblVehicleEF	SBUS	1.4390e-003	3.8400e-004

Merrill Commerce Center (Phase B Operations - Passenger Cars) - San Bernardino-South Coast County, Winter

tblVehicleEF	SBUS	0.11	0.10
tblVehicleEF	SBUS	9.3710e-003	0.03
tblVehicleEF	SBUS	0.29	0.03
tblVehicleEF	SBUS	0.82	0.05
tblVehicleEF	SBUS	8.6200e-003	5.7220e-003
tblVehicleEF	SBUS	0.05	3.6550e-003
tblVehicleEF	SBUS	5.89	2.09
tblVehicleEF	SBUS	0.53	0.49
tblVehicleEF	SBUS	3.46	0.41
tblVehicleEF	SBUS	1,277.69	337.86
tblVehicleEF	SBUS	1,113.27	1,082.54
tblVehicleEF	SBUS	40.27	3.19
tblVehicleEF	SBUS	9.66	3.09
tblVehicleEF	SBUS	3.39	3.99
tblVehicleEF	SBUS	6.6460e-003	2.5130e-003
tblVehicleEF	SBUS	0.01	0.01
tblVehicleEF	SBUS	0.02	0.02
tblVehicleEF	SBUS	5.9900e-004	3.5000e-005
tblVehicleEF	SBUS	6.3580e-003	2.4040e-003
tblVehicleEF	SBUS	2.7330e-003	2.7420e-003
tblVehicleEF	SBUS	0.02	0.02
tblVehicleEF	SBUS	5.5100e-004	3.2000e-005
tblVehicleEF	SBUS	5.7580e-003	1.3700e-003
tblVehicleEF	SBUS	0.02	5.9610e-003
tblVehicleEF	SBUS	0.71	0.22
tblVehicleEF	SBUS	3.0800e-003	7.3800e-004
tblVehicleEF	SBUS	0.10	0.08

Merrill Commerce Center (Phase B Operations - Passenger Cars) - San Bernardino-South Coast County, Winter

tblVehicleEF	SBUS	8.5600e-003	0.03
tblVehicleEF	SBUS	0.22	0.02
tblVehicleEF	SBUS	0.01	3.2130e-003
tblVehicleEF	SBUS	0.01	0.01
tblVehicleEF	SBUS	4.6300e-004	3.2000e-005
tblVehicleEF	SBUS	5.7580e-003	1.3700e-003
tblVehicleEF	SBUS	0.02	5.9610e-003
tblVehicleEF	SBUS	1.02	0.31
tblVehicleEF	SBUS	3.0800e-003	7.3800e-004
tblVehicleEF	SBUS	0.11	0.10
tblVehicleEF	SBUS	8.5600e-003	0.03
tblVehicleEF	SBUS	0.24	0.02
tblVehicleEF	SBUS	0.82	0.05
tblVehicleEF	SBUS	8.4790e-003	5.6490e-003
tblVehicleEF	SBUS	0.06	4.5230e-003
tblVehicleEF	SBUS	6.17	2.16
tblVehicleEF	SBUS	0.53	0.48
tblVehicleEF	SBUS	5.10	0.60
tblVehicleEF	SBUS	1,133.61	323.18
tblVehicleEF	SBUS	1,113.27	1,082.52
tblVehicleEF	SBUS	40.27	3.50
tblVehicleEF	SBUS	8.94	2.98
tblVehicleEF	SBUS	3.56	4.20
tblVehicleEF	SBUS	9.5930e-003	3.6010e-003
tblVehicleEF	SBUS	0.01	0.01
tblVehicleEF	SBUS	0.02	0.02
tblVehicleEF	SBUS	5.9900e-004	3.5000e-005

Merrill Commerce Center (Phase B Operations - Passenger Cars) - San Bernardino-South Coast County, Winter

tblVehicleEF	SBUS	9.1780e-003	3.4450e-003
tblVehicleEF	SBUS	2.7330e-003	2.7420e-003
tblVehicleEF	SBUS	0.02	0.02
tblVehicleEF	SBUS	5.5100e-004	3.2000e-005
tblVehicleEF	SBUS	2.9290e-003	7.0600e-004
tblVehicleEF	SBUS	0.02	5.8560e-003
tblVehicleEF	SBUS	0.71	0.22
tblVehicleEF	SBUS	1.4140e-003	3.8400e-004
tblVehicleEF	SBUS	0.10	0.08
tblVehicleEF	SBUS	0.01	0.04
tblVehicleEF	SBUS	0.27	0.03
tblVehicleEF	SBUS	0.01	3.0740e-003
tblVehicleEF	SBUS	0.01	0.01
tblVehicleEF	SBUS	4.9100e-004	3.5000e-005
tblVehicleEF	SBUS	2.9290e-003	7.0600e-004
tblVehicleEF	SBUS	0.02	5.8560e-003
tblVehicleEF	SBUS	1.03	0.31
tblVehicleEF	SBUS	1.4140e-003	3.8400e-004
tblVehicleEF	SBUS	0.11	0.10
tblVehicleEF	SBUS	0.01	0.04
tblVehicleEF	SBUS	0.29	0.03
tblVehicleEF	UBUS	1.54	4.21
tblVehicleEF	UBUS	0.08	0.02
tblVehicleEF	UBUS	7.71	32.80
tblVehicleEF	UBUS	12.81	1.41
tblVehicleEF	UBUS	1,799.11	1,717.67
tblVehicleEF	UBUS	140.33	16.41

Merrill Commerce Center (Phase B Operations - Passenger Cars) - San Bernardino-South Coast County, Winter

tblVehicleEF	UBUS	4.15	0.36
tblVehicleEF	UBUS	0.51	0.08
tblVehicleEF	UBUS	0.01	0.03
tblVehicleEF	UBUS	0.04	2.7180e-003
tblVehicleEF	UBUS	1.4670e-003	2.1400e-004
tblVehicleEF	UBUS	0.22	0.03
tblVehicleEF	UBUS	3.0000e-003	6.3130e-003
tblVehicleEF	UBUS	0.04	2.5830e-003
tblVehicleEF	UBUS	1.3480e-003	1.9700e-004
tblVehicleEF	UBUS	7.2070e-003	1.6210e-003
tblVehicleEF	UBUS	0.10	8.9290e-003
tblVehicleEF	UBUS	3.6150e-003	6.9100e-004
tblVehicleEF	UBUS	0.42	0.06
tblVehicleEF	UBUS	0.02	0.03
tblVehicleEF	UBUS	1.06	0.07
tblVehicleEF	UBUS	9.4600e-003	3.7390e-003
tblVehicleEF	UBUS	1.6370e-003	1.6200e-004
tblVehicleEF	UBUS	7.2070e-003	1.6210e-003
tblVehicleEF	UBUS	0.10	8.9290e-003
tblVehicleEF	UBUS	3.6150e-003	6.9100e-004
tblVehicleEF	UBUS	2.00	4.30
tblVehicleEF	UBUS	0.02	0.03
tblVehicleEF	UBUS	1.17	0.07
tblVehicleEF	UBUS	1.54	4.21
tblVehicleEF	UBUS	0.07	0.02
tblVehicleEF	UBUS	7.78	32.80
tblVehicleEF	UBUS	10.55	1.16

Merrill Commerce Center (Phase B Operations - Passenger Cars) - San Bernardino-South Coast County, Winter

tblVehicleEF	UBUS	1,799.11	1,717.67
tblVehicleEF	UBUS	140.33	15.98
tblVehicleEF	UBUS	3.85	0.35
tblVehicleEF	UBUS	0.51	0.08
tblVehicleEF	UBUS	0.01	0.03
tblVehicleEF	UBUS	0.04	2.7180e-003
tblVehicleEF	UBUS	1.4670e-003	2.1400e-004
tblVehicleEF	UBUS	0.22	0.03
tblVehicleEF	UBUS	3.0000e-003	6.3130e-003
tblVehicleEF	UBUS	0.04	2.5830e-003
tblVehicleEF	UBUS	1.3480e-003	1.9700e-004
tblVehicleEF	UBUS	0.01	3.0930e-003
tblVehicleEF	UBUS	0.12	0.01
tblVehicleEF	UBUS	8.4130e-003	1.5870e-003
tblVehicleEF	UBUS	0.43	0.06
tblVehicleEF	UBUS	0.02	0.03
tblVehicleEF	UBUS	0.95	0.06
tblVehicleEF	UBUS	9.4620e-003	3.7390e-003
tblVehicleEF	UBUS	1.5980e-003	1.5800e-004
tblVehicleEF	UBUS	0.01	3.0930e-003
tblVehicleEF	UBUS	0.12	0.01
tblVehicleEF	UBUS	8.4130e-003	1.5870e-003
tblVehicleEF	UBUS	2.01	4.30
tblVehicleEF	UBUS	0.02	0.03
tblVehicleEF	UBUS	1.04	0.06
tblVehicleEF	UBUS	1.54	4.21
tblVehicleEF	UBUS	0.08	0.02

Merrill Commerce Center (Phase B Operations - Passenger Cars) - San Bernardino-South Coast County, Winter

tblVehicleEF	UBUS	7.72	32.80
tblVehicleEF	UBUS	12.41	1.38
tblVehicleEF	UBUS	1,799.11	1,717.67
tblVehicleEF	UBUS	140.33	16.35
tblVehicleEF	UBUS	4.07	0.36
tblVehicleEF	UBUS	0.51	0.08
tblVehicleEF	UBUS	0.01	0.03
tblVehicleEF	UBUS	0.04	2.7180e-003
tblVehicleEF	UBUS	1.4670e-003	2.1400e-004
tblVehicleEF	UBUS	0.22	0.03
tblVehicleEF	UBUS	3.0000e-003	6.3130e-003
tblVehicleEF	UBUS	0.04	2.5830e-003
tblVehicleEF	UBUS	1.3480e-003	1.9700e-004
tblVehicleEF	UBUS	8.0140e-003	1.7000e-003
tblVehicleEF	UBUS	0.12	0.01
tblVehicleEF	UBUS	3.7130e-003	6.8300e-004
tblVehicleEF	UBUS	0.42	0.06
tblVehicleEF	UBUS	0.03	0.04
tblVehicleEF	UBUS	1.05	0.07
tblVehicleEF	UBUS	9.4600e-003	3.7390e-003
tblVehicleEF	UBUS	1.6300e-003	1.6200e-004
tblVehicleEF	UBUS	8.0140e-003	1.7000e-003
tblVehicleEF	UBUS	0.12	0.01
tblVehicleEF	UBUS	3.7130e-003	6.8300e-004
tblVehicleEF	UBUS	2.00	4.30
tblVehicleEF	UBUS	0.03	0.04
tblVehicleEF	UBUS	1.15	0.07

Merrill Commerce Center (Phase B Operations - Passenger Cars) - San Bernardino-South Coast County, Winter

tblVehicleTrips	CNW_TTP	41.00	0.00
tblVehicleTrips	CNW_TTP	41.00	0.00
tblVehicleTrips	CW_TL	16.60	16.50
tblVehicleTrips	CW_TL	16.60	16.50
tblVehicleTrips	CW_TTP	59.00	100.00
tblVehicleTrips	CW_TTP	59.00	100.00
tblVehicleTrips	DV_TP	5.00	0.00
tblVehicleTrips	DV_TP	5.00	0.00
tblVehicleTrips	PB_TP	3.00	0.00
tblVehicleTrips	PB_TP	3.00	0.00
tblVehicleTrips	PR_TP	92.00	100.00
tblVehicleTrips	PR_TP	92.00	100.00
tblVehicleTrips	ST_TR	1.68	1.44
tblVehicleTrips	ST_TR	1.68	1.75
tblVehicleTrips	SU_TR	1.68	1.44
tblVehicleTrips	SU_TR	1.68	1.75
tblVehicleTrips	WD_TR	1.68	1.44
tblVehicleTrips	WD_TR	1.68	1.75

2.0 Emissions Summary

Merrill Commerce Center (Phase B Operations - Passenger Cars) - San Bernardino-South Coast County, Winter

2.1 Overall Construction (Maximum Daily Emission)

Unmitigated Construction

[illegible]

Mitigated Construction

[illegible][illegible]

Merrill Commerce Center (Phase B Operations - Passenger Cars) - San Bernardino-South Coast County, Winter

2.2 Overall Operational**Unmitigated Operational**

	ROG	NOx	CO	SO2	Fugitive PM10	Exhaust PM10	PM10 Total	Fugitive PM2.5	Exhaust PM2.5	PM2.5 Total	Bio- CO2	NBio- CO2	Total CO2	CH4	N2O	CO2e
Category	lb/day										lb/day					
Area	108.3445	4.4800e-003	0.4940	4.0000e-005		1.7600e-003	1.7600e-003		1.7600e-003	1.7600e-003		1.0615	1.0615	2.7600e-003		1.1306
Energy	0.7895	7.1775	6.0291	0.0431		0.5455	0.5455		0.5455	0.5455		8,612.9605	8,612.9605	0.1651	0.1579	8,664.1430
Mobile	17.3166	13.8855	223.0120	0.7997	104.4822	0.4343	104.9165	27.6971	0.3998	28.0969		80,857.2095	80,857.2095	1.5946		80,897.0752
Offroad	1.7093	13.6960	12.7083	0.0540		0.5248	0.5248		0.4828	0.4828		5,220.6507	5,220.6507	1.6885		5,262.8623
Total	128.1599	34.7635	242.2432	0.8968	104.4822	1.5063	105.9886	27.6971	1.4299	29.1269		94,691.8822	94,691.8822	3.4509	0.1579	94,825.2111

Merrill Commerce Center (Phase B Operations - Passenger Cars) - San Bernardino-South Coast County, Winter

2.2 Overall Operational**Mitigated Operational**

	ROG	NOx	CO	SO2	Fugitive PM10	Exhaust PM10	PM10 Total	Fugitive PM2.5	Exhaust PM2.5	PM2.5 Total	Bio- CO2	NBio- CO2	Total CO2	CH4	N2O	CO2e
Category	lb/day										lb/day					
Area	108.3445	4.4800e-003	0.4940	4.0000e-005		1.7600e-003	1.7600e-003		1.7600e-003	1.7600e-003		1.0615	1.0615	2.7600e-003		1.1306
Energy	0.7895	7.1775	6.0291	0.0431		0.5455	0.5455		0.5455	0.5455		8,612.9605	8,612.9605	0.1651	0.1579	8,664.1430
Mobile	17.3166	13.8855	223.0120	0.7997	104.4822	0.4343	104.9165	27.6971	0.3998	28.0969		80,857.2095	80,857.2095	1.5946		80,897.0752
Offroad	1.7093	13.6960	12.7083	0.0540		0.5248	0.5248		0.4828	0.4828		5,220.6507	5,220.6507	1.6885		5,262.8623
Total	128.1599	34.7635	242.2432	0.8968	104.4822	1.5063	105.9886	27.6971	1.4299	29.1269		94,691.8822	94,691.8822	3.4509	0.1579	94,825.2111

	ROG	NOx	CO	SO2	Fugitive PM10	Exhaust PM10	PM10 Total	Fugitive PM2.5	Exhaust PM2.5	PM2.5 Total	Bio- CO2	NBio-CO2	Total CO2	CH4	N2O	CO2e
Percent Reduction	0.00	0.00	0.00	0.00	0.00	0.00	0.00	0.00	0.00	0.00	0.00	0.00	0.00	0.00	0.00	0.00

3.0 Construction Detail**Construction Phase**

Phase Number	Phase Name	Phase Type	Start Date	End Date	Num Days Week	Num Days	Phase Description
1	Demolition	Demolition	12/24/2022	12/23/2022	5	0	

Acres of Grading (Site Preparation Phase): 0

Acres of Grading (Grading Phase): 0

Merrill Commerce Center (Phase B Operations - Passenger Cars) - San Bernardino-South Coast County, Winter

Acres of Paving: 16.47**Residential Indoor: 0; Residential Outdoor: 0; Non-Residential Indoor: 0; Non-Residential Outdoor: 0; Striped Parking Area: 0 (Architectural Coating – sqft)****OffRoad Equipment**

Phase Name	Offroad Equipment Type	Amount	Usage Hours	Horse Power	Load Factor
Demolition	Concrete/Industrial Saws	0	8.00	81	0.73
Demolition	Excavators	0	8.00	158	0.38
Demolition	Rubber Tired Dozers	0	8.00	247	0.40

Trips and VMT

Phase Name	Offroad Equipment Count	Worker Trip Number	Vendor Trip Number	Hauling Trip Number	Worker Trip Length	Vendor Trip Length	Hauling Trip Length	Worker Vehicle Class	Vendor Vehicle Class	Hauling Vehicle Class
Demolition	0	0.00	0.00	0.00	14.70	6.90	20.00	LD_Mix	HDT_Mix	HHDT

3.1 Mitigation Measures Construction

Merrill Commerce Center (Phase B Operations - Passenger Cars) - San Bernardino-South Coast County, Winter

3.2 Demolition - 2022

Unmitigated Construction On-Site

[illegible]

Unmitigated Construction Off-Site

[illegible]

Merrill Commerce Center (Phase B Operations - Passenger Cars) - San Bernardino-South Coast County, Winter

3.2 Demolition - 2022**Mitigated Construction On-Site**

	ROG	NOx	CO	SO2	Fugitive PM10	Exhaust PM10	PM10 Total	Fugitive PM2.5	Exhaust PM2.5	PM2.5 Total	Bio- CO2	NBio- CO2	Total CO2	CH4	N2O	CO2e
Category	lb/day										lb/day					
Off-Road	0.0000	0.0000	0.0000	0.0000	0.0000	0.0000	0.0000	0.0000	0.0000	0.0000	0.0000	0.0000	0.0000	0.0000	0.0000	0.0000
Total	0.0000	0.0000	0.0000	0.0000	0.0000	0.0000	0.0000	0.0000	0.0000	0.0000	0.0000	0.0000	0.0000	0.0000	0.0000	0.0000

Mitigated Construction Off-Site

	ROG	NOx	CO	SO2	Fugitive PM10	Exhaust PM10	PM10 Total	Fugitive PM2.5	Exhaust PM2.5	PM2.5 Total	Bio- CO2	NBio- CO2	Total CO2	CH4	N2O	CO2e
Category	lb/day										lb/day					
Hauling	0.0000	0.0000	0.0000	0.0000	0.0000	0.0000	0.0000	0.0000	0.0000	0.0000	0.0000	0.0000	0.0000	0.0000	0.0000	0.0000
Vendor	0.0000	0.0000	0.0000	0.0000	0.0000	0.0000	0.0000	0.0000	0.0000	0.0000	0.0000	0.0000	0.0000	0.0000	0.0000	0.0000
Worker	0.0000	0.0000	0.0000	0.0000	0.0000	0.0000	0.0000	0.0000	0.0000	0.0000	0.0000	0.0000	0.0000	0.0000	0.0000	0.0000
Total	0.0000	0.0000	0.0000	0.0000	0.0000	0.0000	0.0000	0.0000	0.0000	0.0000	0.0000	0.0000	0.0000	0.0000	0.0000	0.0000

4.0 Operational Detail - Mobile

Merrill Commerce Center (Phase B Operations - Passenger Cars) - San Bernardino-South Coast County, Winter

4.1 Mitigation Measures Mobile

	ROG	NOx	CO	SO2	Fugitive PM10	Exhaust PM10	PM10 Total	Fugitive PM2.5	Exhaust PM2.5	PM2.5 Total	Bio- CO2	NBio- CO2	Total CO2	CH4	N2O	CO2e
Category	lb/day										lb/day					
Mitigated	17.3166	13.8855	223.0120	0.7997	104.4822	0.4343	104.9165	27.6971	0.3998	28.0969		80,857.20 95	80,857.20 95	1.5946		80,897.07 52
Unmitigated	17.3166	13.8855	223.0120	0.7997	104.4822	0.4343	104.9165	27.6971	0.3998	28.0969		80,857.20 95	80,857.20 95	1.5946		80,897.07 52

4.2 Trip Summary Information

Land Use	Average Daily Trip Rate			Unmitigated	Mitigated
	Weekday	Saturday	Sunday	Annual VMT	Annual VMT
Other Asphalt Surfaces	0.00	0.00	0.00		
Refrigerated Warehouse-No Rail	578.02	578.02	578.02	3,471,564	3,471,564
Unrefrigerated Warehouse-No Rail	7,757.05	7,757.05	7,757.05	46,588,842	46,588,842
Total	8,335.07	8,335.07	8,335.07	50,060,406	50,060,406

4.3 Trip Type Information

Land Use	Miles			Trip %			Trip Purpose %		
	H-W or C-W	H-S or C-C	H-O or C-NW	H-W or C-W	H-S or C-C	H-O or C-NW	Primary	Diverted	Pass-by
Other Asphalt Surfaces	16.60	8.40	6.90	0.00	0.00	0.00	0	0	0
Refrigerated Warehouse-No	16.50	8.40	6.90	100.00	0.00	0.00	100	0	0
Unrefrigerated Warehouse-No	16.50	8.40	6.90	100.00	0.00	0.00	100	0	0

Merrill Commerce Center (Phase B Operations - Passenger Cars) - San Bernardino-South Coast County, Winter

4.4 Fleet Mix

Land Use	LDA	LDT1	LDT2	MDV	LHD1	LHD2	MHD	HHD	OBUS	UBUS	MCY	SBUS	MH
Other Asphalt Surfaces	0.561207	0.034889	0.182561	0.109119	0.013494	0.004661	0.018668	0.065354	0.001366	0.001451	0.005650	0.000795	0.000784
Refrigerated Warehouse-No Rail	0.632100	0.039300	0.205600	0.123000	0.000000	0.000000	0.000000	0.000000	0.000000	0.000000	0.000000	0.000000	0.000000
Unrefrigerated Warehouse-No Rail	0.632100	0.039300	0.205600	0.123000	0.000000	0.000000	0.000000	0.000000	0.000000	0.000000	0.000000	0.000000	0.000000

5.0 Energy Detail

Historical Energy Use: N

5.1 Mitigation Measures Energy

	ROG	NOx	CO	SO2	Fugitive PM10	Exhaust PM10	PM10 Total	Fugitive PM2.5	Exhaust PM2.5	PM2.5 Total	Bio- CO2	NBio- CO2	Total CO2	CH4	N2O	CO2e
Category	lb/day										lb/day					
NaturalGas Mitigated	0.7895	7.1775	6.0291	0.0431		0.5455	0.5455		0.5455	0.5455		8,612.9605	8,612.9605	0.1651	0.1579	8,664.1430
NaturalGas Unmitigated	0.7895	7.1775	6.0291	0.0431		0.5455	0.5455		0.5455	0.5455		8,612.9605	8,612.9605	0.1651	0.1579	8,664.1430

Merrill Commerce Center (Phase B Operations - Passenger Cars) - San Bernardino-South Coast County, Winter

5.2 Energy by Land Use - NaturalGas**Unmitigated**

	NaturalGas Use	ROG	NOx	CO	SO2	Fugitive PM10	Exhaust PM10	PM10 Total	Fugitive PM2.5	Exhaust PM2.5	PM2.5 Total	Bio- CO2	NBio- CO2	Total CO2	CH4	N2O	CO2e
Land Use	kBTU/yr	lb/day										lb/day					
Other Asphalt Surfaces	0	0.0000	0.0000	0.0000	0.0000		0.0000	0.0000		0.0000	0.0000		0.0000	0.0000	0.0000	0.0000	0.0000
Refrigerated Warehouse-No Rail	55844.1	0.6022	5.4749	4.5989	0.0329		0.4161	0.4161		0.4161	0.4161		6,569.8927	6,569.8927	0.1259	0.1205	6,608.9343
Unrefrigerated Warehouse-No Rail	17366.1	0.1873	1.7026	1.4302	0.0102		0.1294	0.1294		0.1294	0.1294		2,043.0679	2,043.0679	0.0392	0.0375	2,055.2088
Total		0.7895	7.1775	6.0291	0.0431		0.5455	0.5455		0.5455	0.5455		8,612.9605	8,612.9605	0.1651	0.1579	8,664.1430

Mitigated

	NaturalGas Use	ROG	NOx	CO	SO2	Fugitive PM10	Exhaust PM10	PM10 Total	Fugitive PM2.5	Exhaust PM2.5	PM2.5 Total	Bio- CO2	NBio- CO2	Total CO2	CH4	N2O	CO2e
Land Use	kBTU/yr	lb/day										lb/day					
Other Asphalt Surfaces	0	0.0000	0.0000	0.0000	0.0000		0.0000	0.0000		0.0000	0.0000		0.0000	0.0000	0.0000	0.0000	0.0000
Refrigerated Warehouse-No Rail	55.8441	0.6022	5.4749	4.5989	0.0329		0.4161	0.4161		0.4161	0.4161		6,569.8927	6,569.8927	0.1259	0.1205	6,608.9343
Unrefrigerated Warehouse-No Rail	17.3661	0.1873	1.7026	1.4302	0.0102		0.1294	0.1294		0.1294	0.1294		2,043.0679	2,043.0679	0.0392	0.0375	2,055.2088
Total		0.7895	7.1775	6.0291	0.0431		0.5455	0.5455		0.5455	0.5455		8,612.9605	8,612.9605	0.1651	0.1579	8,664.1430

Merrill Commerce Center (Phase B Operations - Passenger Cars) - San Bernardino-South Coast County, Winter

6.0 Area Detail**6.1 Mitigation Measures Area**

	ROG	NOx	CO	SO2	Fugitive PM10	Exhaust PM10	PM10 Total	Fugitive PM2.5	Exhaust PM2.5	PM2.5 Total	Bio- CO2	NBio- CO2	Total CO2	CH4	N2O	CO2e
Category	lb/day										lb/day					
Mitigated	108.3445	4.4800e-003	0.4940	4.0000e-005		1.7600e-003	1.7600e-003		1.7600e-003	1.7600e-003		1.0615	1.0615	2.7600e-003		1.1306
Unmitigated	108.3445	4.4800e-003	0.4940	4.0000e-005		1.7600e-003	1.7600e-003		1.7600e-003	1.7600e-003		1.0615	1.0615	2.7600e-003		1.1306

Merrill Commerce Center (Phase B Operations - Passenger Cars) - San Bernardino-South Coast County, Winter

6.2 Area by SubCategory**Unmitigated**

	ROG	NOx	CO	SO2	Fugitive PM10	Exhaust PM10	PM10 Total	Fugitive PM2.5	Exhaust PM2.5	PM2.5 Total	Bio- CO2	NBio- CO2	Total CO2	CH4	N2O	CO2e
SubCategory	lb/day										lb/day					
Architectural Coating	12.3317					0.0000	0.0000		0.0000	0.0000			0.0000			0.0000
Consumer Products	95.9673					0.0000	0.0000		0.0000	0.0000			0.0000			0.0000
Landscaping	0.0455	4.4800e-003	0.4940	4.0000e-005		1.7600e-003	1.7600e-003		1.7600e-003	1.7600e-003		1.0615	1.0615	2.7600e-003		1.1306
Total	108.3445	4.4800e-003	0.4940	4.0000e-005		1.7600e-003	1.7600e-003		1.7600e-003	1.7600e-003		1.0615	1.0615	2.7600e-003		1.1306

Mitigated

	ROG	NOx	CO	SO2	Fugitive PM10	Exhaust PM10	PM10 Total	Fugitive PM2.5	Exhaust PM2.5	PM2.5 Total	Bio- CO2	NBio- CO2	Total CO2	CH4	N2O	CO2e
SubCategory	lb/day										lb/day					
Architectural Coating	12.3317					0.0000	0.0000		0.0000	0.0000			0.0000			0.0000
Consumer Products	95.9673					0.0000	0.0000		0.0000	0.0000			0.0000			0.0000
Landscaping	0.0455	4.4800e-003	0.4940	4.0000e-005		1.7600e-003	1.7600e-003		1.7600e-003	1.7600e-003		1.0615	1.0615	2.7600e-003		1.1306
Total	108.3445	4.4800e-003	0.4940	4.0000e-005		1.7600e-003	1.7600e-003		1.7600e-003	1.7600e-003		1.0615	1.0615	2.7600e-003		1.1306

7.0 Water Detail

Merrill Commerce Center (Phase B Operations - Passenger Cars) - San Bernardino-South Coast County, Winter

7.1 Mitigation Measures Water**8.0 Waste Detail****8.1 Mitigation Measures Waste****9.0 Operational Offroad**

Equipment Type	Number	Hours/Day	Days/Year	Horse Power	Load Factor	Fuel Type
Tractors/Loaders/Backhoes	17	4.00	365	200	0.37	CNG

UnMitigated/Mitigated

	ROG	NOx	CO	SO2	Fugitive PM10	Exhaust PM10	PM10 Total	Fugitive PM2.5	Exhaust PM2.5	PM2.5 Total	Bio- CO2	NBio- CO2	Total CO2	CH4	N2O	CO2e
Equipment Type	lb/day										lb/day					
Tractors/Loaders/Backhoes	1.7093	13.6960	12.7083	0.0540		0.5248	0.5248		0.4828	0.4828		5,220.6507	5,220.6507	1.6885		5,262.8623
Total	1.7093	13.6960	12.7083	0.0540		0.5248	0.5248		0.4828	0.4828		5,220.6507	5,220.6507	1.6885		5,262.8623

10.0 Stationary Equipment**Fire Pumps and Emergency Generators**

Equipment Type	Number	Hours/Day	Hours/Year	Horse Power	Load Factor	Fuel Type
----------------	--------	-----------	------------	-------------	-------------	-----------

Merrill Commerce Center (Phase B Operations - Passenger Cars) - San Bernardino-South Coast County, Winter

Boilers

Equipment Type	Number	Heat Input/Day	Heat Input/Year	Boiler Rating	Fuel Type
----------------	--------	----------------	-----------------	---------------	-----------

User Defined Equipment

Equipment Type	Number
----------------	--------

11.0 Vegetation

This page intentionally left blank

APPENDIX 3.11:

CALEEMOD PHASE C OPERATIONS (PASSENGER CARS) EMISSIONS MODEL OUTPUTS

Merrill Commerce Center (Phase C Operations - Passenger Cars) - San Bernardino-South Coast County, Annual

Merrill Commerce Center (Phase C Operations - Passenger Cars)
San Bernardino-South Coast County, Annual

1.0 Project Characteristics

1.1 Land Usage

Land Uses	Size	Metric	Lot Acreage	Floor Surface Area	Population
Industrial Park	1,441.00	1000sqft	55.10	1,441,000.00	0
Other Asphalt Surfaces	4.50	Acre	4.50	196,020.00	0

1.2 Other Project Characteristics

Urbanization	Urban	Wind Speed (m/s)	2.2	Precipitation Freq (Days)	32
Climate Zone	10			Operational Year	2026
Utility Company	Southern California Edison				
CO2 Intensity (lb/MWhr)	702.44	CH4 Intensity (lb/MWhr)	0.029	N2O Intensity (lb/MWhr)	0.006

1.3 User Entered Comments & Non-Default Data

Merrill Commerce Center (Phase C Operations - Passenger Cars) - San Bernardino-South Coast County, Annual

Project Characteristics -

Land Use - PA1A=22.9 acres; PA3A=5.7 acres; PA4A=5.8 acres; PA5A=11.2 acres; PA6A=9.5 acres ROWD = 4.50 acres (total ROWD is 28.4 acres, the ROWD was split proportionally b/w each Phase)

Construction Phase - Operations Run Only.

Off-road Equipment - Operations Run Only.

Trips and VMT - Operations Run Only.

Vehicle Trips - Trip Rates based on information provided in the TIA (Urban Crossroads, 2019). Trip Length based on information provided in VMT Memo (Urban Crossroads, 2019)

Energy Use - The project will design building shells and building components to meet 2019 Title 24 Standards which expects 30% less energy for nonresidential uses.

Operational Off-Road Equipment - Based on SCAQMD High Cube Warehouse Truck Trip Study White Paper Summary of Business Survey Results (2014)

Fleet Mix - Passenger Car Fleet Mix consist of LDA, LDT1, LDT2, and MDV

Vehicle Emission Factors - EMFAC2017

Vehicle Emission Factors - EMFAC2017

Vehicle Emission Factors - EMFAC2017

Table Name	Column Name	Default Value	New Value
tblConstructionPhase	NumDays	70.00	1.00
tblEnergyUse	LightingElect	3.66	2.56
tblEnergyUse	T24E	3.07	2.15
tblEnergyUse	T24NG	3.47	2.43
tblFleetMix	HHD	0.07	0.00
tblFleetMix	LDA	0.56	0.63
tblFleetMix	LDT1	0.03	0.04
tblFleetMix	LDT2	0.18	0.21
tblFleetMix	LHD1	0.01	0.00
tblFleetMix	LHD2	4.5570e-003	0.00
tblFleetMix	MCY	5.5940e-003	0.00
tblFleetMix	MDV	0.11	0.12

Merrill Commerce Center (Phase C Operations - Passenger Cars) - San Bernardino-South Coast County, Annual

tblFleetMix	MH	7.4500e-004	0.00
tblFleetMix	MHD	0.02	0.00
tblFleetMix	OBUS	1.3690e-003	0.00
tblFleetMix	SBUS	7.9300e-004	0.00
tblFleetMix	UBUS	1.4250e-003	0.00
tblLandUse	LotAcreage	33.08	55.10
tblOffRoadEquipment	OffRoadEquipmentUnitAmount	1.00	0.00
tblOffRoadEquipment	OffRoadEquipmentUnitAmount	3.00	0.00
tblOffRoadEquipment	OffRoadEquipmentUnitAmount	2.00	0.00
tblOperationalOffRoadEquipment	OperDaysPerYear	260.00	365.00
tblOperationalOffRoadEquipment	OperFuelType	Diesel	CNG
tblOperationalOffRoadEquipment	OperHorsePower	97.00	200.00
tblOperationalOffRoadEquipment	OperHoursPerDay	8.00	4.00
tblOperationalOffRoadEquipment	OperOffRoadEquipmentNumber	0.00	5.00
tblVehicleEF	HHD	0.92	0.03
tblVehicleEF	HHD	0.04	0.05
tblVehicleEF	HHD	0.07	0.00
tblVehicleEF	HHD	2.17	8.62
tblVehicleEF	HHD	0.53	0.33
tblVehicleEF	HHD	1.59	2.0270e-003
tblVehicleEF	HHD	6,400.87	1,349.94
tblVehicleEF	HHD	1,416.89	1,232.49
tblVehicleEF	HHD	5.07	0.02
tblVehicleEF	HHD	18.23	7.03
tblVehicleEF	HHD	1.21	2.11
tblVehicleEF	HHD	4.4310e-003	2.8590e-003
tblVehicleEF	HHD	0.06	0.06

Merrill Commerce Center (Phase C Operations - Passenger Cars) - San Bernardino-South Coast County, Annual

tblVehicleEF	HHD	0.04	0.04
tblVehicleEF	HHD	5.1970e-003	0.03
tblVehicleEF	HHD	4.6000e-005	0.00
tblVehicleEF	HHD	4.2390e-003	2.7350e-003
tblVehicleEF	HHD	0.03	0.03
tblVehicleEF	HHD	8.8770e-003	8.9130e-003
tblVehicleEF	HHD	4.9720e-003	0.02
tblVehicleEF	HHD	4.3000e-005	0.00
tblVehicleEF	HHD	6.6000e-005	1.0000e-006
tblVehicleEF	HHD	2.4120e-003	4.5000e-005
tblVehicleEF	HHD	0.57	0.58
tblVehicleEF	HHD	4.1000e-005	1.0000e-006
tblVehicleEF	HHD	0.06	0.02
tblVehicleEF	HHD	1.5700e-004	2.2600e-004
tblVehicleEF	HHD	0.04	1.0000e-006
tblVehicleEF	HHD	0.06	0.01
tblVehicleEF	HHD	0.01	0.01
tblVehicleEF	HHD	7.7000e-005	0.00
tblVehicleEF	HHD	6.6000e-005	1.0000e-006
tblVehicleEF	HHD	2.4120e-003	4.5000e-005
tblVehicleEF	HHD	0.66	0.67
tblVehicleEF	HHD	4.1000e-005	1.0000e-006
tblVehicleEF	HHD	0.10	0.08
tblVehicleEF	HHD	1.5700e-004	2.2600e-004
tblVehicleEF	HHD	0.04	1.0000e-006
tblVehicleEF	HHD	0.87	0.03
tblVehicleEF	HHD	0.04	0.05

Merrill Commerce Center (Phase C Operations - Passenger Cars) - San Bernardino-South Coast County, Annual

tblVehicleEF	HHD	0.07	0.00
tblVehicleEF	HHD	1.58	8.50
tblVehicleEF	HHD	0.53	0.33
tblVehicleEF	HHD	1.49	1.8980e-003
tblVehicleEF	HHD	6,781.16	1,333.02
tblVehicleEF	HHD	1,416.89	1,232.49
tblVehicleEF	HHD	5.07	0.02
tblVehicleEF	HHD	18.81	6.69
tblVehicleEF	HHD	1.14	1.99
tblVehicleEF	HHD	3.7360e-003	2.5230e-003
tblVehicleEF	HHD	0.06	0.06
tblVehicleEF	HHD	0.04	0.04
tblVehicleEF	HHD	5.1970e-003	0.03
tblVehicleEF	HHD	4.6000e-005	0.00
tblVehicleEF	HHD	3.5740e-003	2.4140e-003
tblVehicleEF	HHD	0.03	0.03
tblVehicleEF	HHD	8.8770e-003	8.9130e-003
tblVehicleEF	HHD	4.9720e-003	0.02
tblVehicleEF	HHD	4.3000e-005	0.00
tblVehicleEF	HHD	1.2600e-004	3.0000e-006
tblVehicleEF	HHD	2.6840e-003	5.3000e-005
tblVehicleEF	HHD	0.54	0.62
tblVehicleEF	HHD	8.7000e-005	2.0000e-006
tblVehicleEF	HHD	0.06	0.02
tblVehicleEF	HHD	1.5900e-004	2.3200e-004
tblVehicleEF	HHD	0.03	1.0000e-006
tblVehicleEF	HHD	0.06	0.01

Merrill Commerce Center (Phase C Operations - Passenger Cars) - San Bernardino-South Coast County, Annual

tblVehicleEF	HHD	0.01	0.01
tblVehicleEF	HHD	7.5000e-005	0.00
tblVehicleEF	HHD	1.2600e-004	3.0000e-006
tblVehicleEF	HHD	2.6840e-003	5.3000e-005
tblVehicleEF	HHD	0.62	0.70
tblVehicleEF	HHD	8.7000e-005	2.0000e-006
tblVehicleEF	HHD	0.10	0.08
tblVehicleEF	HHD	1.5900e-004	2.3200e-004
tblVehicleEF	HHD	0.04	1.0000e-006
tblVehicleEF	HHD	0.99	0.02
tblVehicleEF	HHD	0.04	9.1900e-004
tblVehicleEF	HHD	0.07	0.00
tblVehicleEF	HHD	2.99	8.71
tblVehicleEF	HHD	0.53	0.18
tblVehicleEF	HHD	1.57	1.9980e-003
tblVehicleEF	HHD	5,875.72	1,360.46
tblVehicleEF	HHD	1,416.89	1,196.04
tblVehicleEF	HHD	5.07	0.02
tblVehicleEF	HHD	17.42	7.42
tblVehicleEF	HHD	1.19	2.06
tblVehicleEF	HHD	5.3910e-003	3.2050e-003
tblVehicleEF	HHD	0.06	0.06
tblVehicleEF	HHD	0.04	0.04
tblVehicleEF	HHD	5.1970e-003	0.03
tblVehicleEF	HHD	4.6000e-005	0.00
tblVehicleEF	HHD	5.1580e-003	3.0660e-003
tblVehicleEF	HHD	0.03	0.03

Merrill Commerce Center (Phase C Operations - Passenger Cars) - San Bernardino-South Coast County, Annual

tblVehicleEF	HHD	8.8770e-003	8.8160e-003
tblVehicleEF	HHD	4.9720e-003	0.02
tblVehicleEF	HHD	4.3000e-005	0.00
tblVehicleEF	HHD	6.3000e-005	2.0000e-006
tblVehicleEF	HHD	2.5730e-003	5.3000e-005
tblVehicleEF	HHD	0.62	0.53
tblVehicleEF	HHD	4.0000e-005	1.0000e-006
tblVehicleEF	HHD	0.06	0.02
tblVehicleEF	HHD	1.7100e-004	2.3800e-004
tblVehicleEF	HHD	0.03	1.0000e-006
tblVehicleEF	HHD	0.06	0.01
tblVehicleEF	HHD	0.01	0.01
tblVehicleEF	HHD	7.6000e-005	0.00
tblVehicleEF	HHD	6.3000e-005	2.0000e-006
tblVehicleEF	HHD	2.5730e-003	5.3000e-005
tblVehicleEF	HHD	0.71	0.61
tblVehicleEF	HHD	4.0000e-005	1.0000e-006
tblVehicleEF	HHD	0.10	0.02
tblVehicleEF	HHD	1.7100e-004	2.3800e-004
tblVehicleEF	HHD	0.04	1.0000e-006
tblVehicleEF	LDA	2.9340e-003	1.5350e-003
tblVehicleEF	LDA	3.4150e-003	0.04
tblVehicleEF	LDA	0.45	0.51
tblVehicleEF	LDA	0.84	1.86
tblVehicleEF	LDA	213.43	230.85
tblVehicleEF	LDA	48.75	47.39
tblVehicleEF	LDA	0.04	0.03

Merrill Commerce Center (Phase C Operations - Passenger Cars) - San Bernardino-South Coast County, Annual

tblVehicleEF	LDA	1.5620e-003	1.2160e-003
tblVehicleEF	LDA	2.2010e-003	1.5800e-003
tblVehicleEF	LDA	1.4380e-003	1.1200e-003
tblVehicleEF	LDA	2.0240e-003	1.4530e-003
tblVehicleEF	LDA	0.03	0.05
tblVehicleEF	LDA	0.08	0.08
tblVehicleEF	LDA	0.03	0.04
tblVehicleEF	LDA	7.3520e-003	5.4470e-003
tblVehicleEF	LDA	0.03	0.19
tblVehicleEF	LDA	0.05	0.16
tblVehicleEF	LDA	2.1370e-003	2.2840e-003
tblVehicleEF	LDA	5.0100e-004	4.6900e-004
tblVehicleEF	LDA	0.03	0.05
tblVehicleEF	LDA	0.08	0.08
tblVehicleEF	LDA	0.03	0.04
tblVehicleEF	LDA	0.01	7.9200e-003
tblVehicleEF	LDA	0.03	0.19
tblVehicleEF	LDA	0.05	0.17
tblVehicleEF	LDA	3.3380e-003	1.7620e-003
tblVehicleEF	LDA	2.8490e-003	0.03
tblVehicleEF	LDA	0.55	0.62
tblVehicleEF	LDA	0.69	1.55
tblVehicleEF	LDA	233.44	252.00
tblVehicleEF	LDA	48.75	46.82
tblVehicleEF	LDA	0.03	0.02
tblVehicleEF	LDA	1.5620e-003	1.2160e-003
tblVehicleEF	LDA	2.2010e-003	1.5800e-003

Merrill Commerce Center (Phase C Operations - Passenger Cars) - San Bernardino-South Coast County, Annual

tblVehicleEF	LDA	1.4380e-003	1.1200e-003
tblVehicleEF	LDA	2.0240e-003	1.4530e-003
tblVehicleEF	LDA	0.07	0.09
tblVehicleEF	LDA	0.09	0.09
tblVehicleEF	LDA	0.06	0.08
tblVehicleEF	LDA	8.3500e-003	6.1750e-003
tblVehicleEF	LDA	0.03	0.19
tblVehicleEF	LDA	0.04	0.13
tblVehicleEF	LDA	2.3380e-003	2.4930e-003
tblVehicleEF	LDA	4.9900e-004	4.6300e-004
tblVehicleEF	LDA	0.07	0.09
tblVehicleEF	LDA	0.09	0.09
tblVehicleEF	LDA	0.06	0.08
tblVehicleEF	LDA	0.01	8.9820e-003
tblVehicleEF	LDA	0.03	0.19
tblVehicleEF	LDA	0.04	0.15
tblVehicleEF	LDA	2.8580e-003	1.4980e-003
tblVehicleEF	LDA	3.3970e-003	0.04
tblVehicleEF	LDA	0.42	0.48
tblVehicleEF	LDA	0.83	1.83
tblVehicleEF	LDA	208.70	225.89
tblVehicleEF	LDA	48.75	47.34
tblVehicleEF	LDA	0.03	0.02
tblVehicleEF	LDA	1.5620e-003	1.2160e-003
tblVehicleEF	LDA	2.2010e-003	1.5800e-003
tblVehicleEF	LDA	1.4380e-003	1.1200e-003
tblVehicleEF	LDA	2.0240e-003	1.4530e-003

Merrill Commerce Center (Phase C Operations - Passenger Cars) - San Bernardino-South Coast County, Annual

tblVehicleEF	LDA	0.03	0.05
tblVehicleEF	LDA	0.09	0.09
tblVehicleEF	LDA	0.02	0.04
tblVehicleEF	LDA	7.1620e-003	5.3110e-003
tblVehicleEF	LDA	0.03	0.21
tblVehicleEF	LDA	0.05	0.16
tblVehicleEF	LDA	2.0890e-003	2.2350e-003
tblVehicleEF	LDA	5.0100e-004	4.6800e-004
tblVehicleEF	LDA	0.03	0.05
tblVehicleEF	LDA	0.09	0.09
tblVehicleEF	LDA	0.02	0.04
tblVehicleEF	LDA	0.01	7.7210e-003
tblVehicleEF	LDA	0.03	0.21
tblVehicleEF	LDA	0.05	0.17
tblVehicleEF	LDT1	8.7020e-003	3.9900e-003
tblVehicleEF	LDT1	0.01	0.06
tblVehicleEF	LDT1	1.05	0.92
tblVehicleEF	LDT1	2.38	2.06
tblVehicleEF	LDT1	274.34	275.61
tblVehicleEF	LDT1	62.78	57.91
tblVehicleEF	LDT1	0.11	0.07
tblVehicleEF	LDT1	2.2560e-003	1.6110e-003
tblVehicleEF	LDT1	3.0920e-003	2.1360e-003
tblVehicleEF	LDT1	2.0770e-003	1.4820e-003
tblVehicleEF	LDT1	2.8430e-003	1.9640e-003
tblVehicleEF	LDT1	0.14	0.13
tblVehicleEF	LDT1	0.25	0.19

Merrill Commerce Center (Phase C Operations - Passenger Cars) - San Bernardino-South Coast County, Annual

tblVehicleEF	LDT1	0.10	0.10
tblVehicleEF	LDT1	0.02	0.02
tblVehicleEF	LDT1	0.16	0.64
tblVehicleEF	LDT1	0.16	0.28
tblVehicleEF	LDT1	2.7560e-003	2.7270e-003
tblVehicleEF	LDT1	6.6900e-004	5.7300e-004
tblVehicleEF	LDT1	0.14	0.13
tblVehicleEF	LDT1	0.25	0.19
tblVehicleEF	LDT1	0.10	0.10
tblVehicleEF	LDT1	0.03	0.02
tblVehicleEF	LDT1	0.16	0.64
tblVehicleEF	LDT1	0.18	0.31
tblVehicleEF	LDT1	9.8170e-003	4.5340e-003
tblVehicleEF	LDT1	9.8840e-003	0.05
tblVehicleEF	LDT1	1.26	1.12
tblVehicleEF	LDT1	1.96	1.71
tblVehicleEF	LDT1	299.03	297.62
tblVehicleEF	LDT1	62.78	57.21
tblVehicleEF	LDT1	0.10	0.07
tblVehicleEF	LDT1	2.2560e-003	1.6110e-003
tblVehicleEF	LDT1	3.0920e-003	2.1360e-003
tblVehicleEF	LDT1	2.0770e-003	1.4820e-003
tblVehicleEF	LDT1	2.8430e-003	1.9640e-003
tblVehicleEF	LDT1	0.29	0.28
tblVehicleEF	LDT1	0.31	0.23
tblVehicleEF	LDT1	0.21	0.21
tblVehicleEF	LDT1	0.02	0.02

Merrill Commerce Center (Phase C Operations - Passenger Cars) - San Bernardino-South Coast County, Annual

tblVehicleEF	LDT1	0.16	0.64
tblVehicleEF	LDT1	0.13	0.23
tblVehicleEF	LDT1	3.0060e-003	2.9450e-003
tblVehicleEF	LDT1	6.6200e-004	5.6600e-004
tblVehicleEF	LDT1	0.29	0.28
tblVehicleEF	LDT1	0.31	0.23
tblVehicleEF	LDT1	0.21	0.21
tblVehicleEF	LDT1	0.04	0.03
tblVehicleEF	LDT1	0.16	0.64
tblVehicleEF	LDT1	0.15	0.26
tblVehicleEF	LDT1	8.4830e-003	3.9000e-003
tblVehicleEF	LDT1	0.01	0.06
tblVehicleEF	LDT1	1.00	0.88
tblVehicleEF	LDT1	2.35	2.02
tblVehicleEF	LDT1	268.53	270.39
tblVehicleEF	LDT1	62.78	57.85
tblVehicleEF	LDT1	0.10	0.07
tblVehicleEF	LDT1	2.2560e-003	1.6110e-003
tblVehicleEF	LDT1	3.0920e-003	2.1360e-003
tblVehicleEF	LDT1	2.0770e-003	1.4820e-003
tblVehicleEF	LDT1	2.8430e-003	1.9640e-003
tblVehicleEF	LDT1	0.14	0.14
tblVehicleEF	LDT1	0.29	0.21
tblVehicleEF	LDT1	0.09	0.09
tblVehicleEF	LDT1	0.02	0.02
tblVehicleEF	LDT1	0.19	0.75
tblVehicleEF	LDT1	0.16	0.28

Merrill Commerce Center (Phase C Operations - Passenger Cars) - San Bernardino-South Coast County, Annual

tblVehicleEF	LDT1	2.6970e-003	2.6760e-003
tblVehicleEF	LDT1	6.6900e-004	5.7200e-004
tblVehicleEF	LDT1	0.14	0.14
tblVehicleEF	LDT1	0.29	0.21
tblVehicleEF	LDT1	0.09	0.09
tblVehicleEF	LDT1	0.03	0.02
tblVehicleEF	LDT1	0.19	0.75
tblVehicleEF	LDT1	0.17	0.30
tblVehicleEF	LDT2	4.5410e-003	2.7750e-003
tblVehicleEF	LDT2	5.2250e-003	0.05
tblVehicleEF	LDT2	0.64	0.72
tblVehicleEF	LDT2	1.19	2.40
tblVehicleEF	LDT2	304.81	286.47
tblVehicleEF	LDT2	69.08	60.44
tblVehicleEF	LDT2	0.06	0.05
tblVehicleEF	LDT2	1.7220e-003	1.3040e-003
tblVehicleEF	LDT2	2.4350e-003	1.6720e-003
tblVehicleEF	LDT2	1.5840e-003	1.2000e-003
tblVehicleEF	LDT2	2.2390e-003	1.5370e-003
tblVehicleEF	LDT2	0.05	0.09
tblVehicleEF	LDT2	0.10	0.12
tblVehicleEF	LDT2	0.04	0.07
tblVehicleEF	LDT2	0.01	0.01
tblVehicleEF	LDT2	0.06	0.41
tblVehicleEF	LDT2	0.07	0.25
tblVehicleEF	LDT2	3.0530e-003	2.8340e-003
tblVehicleEF	LDT2	7.1100e-004	5.9800e-004

Merrill Commerce Center (Phase C Operations - Passenger Cars) - San Bernardino-South Coast County, Annual

tblVehicleEF	LDT2	0.05	0.09
tblVehicleEF	LDT2	0.10	0.12
tblVehicleEF	LDT2	0.04	0.07
tblVehicleEF	LDT2	0.02	0.02
tblVehicleEF	LDT2	0.06	0.41
tblVehicleEF	LDT2	0.08	0.27
tblVehicleEF	LDT2	5.1490e-003	3.1730e-003
tblVehicleEF	LDT2	4.3640e-003	0.05
tblVehicleEF	LDT2	0.78	0.88
tblVehicleEF	LDT2	0.99	1.99
tblVehicleEF	LDT2	332.67	307.21
tblVehicleEF	LDT2	69.08	59.66
tblVehicleEF	LDT2	0.05	0.05
tblVehicleEF	LDT2	1.7220e-003	1.3040e-003
tblVehicleEF	LDT2	2.4350e-003	1.6720e-003
tblVehicleEF	LDT2	1.5840e-003	1.2000e-003
tblVehicleEF	LDT2	2.2390e-003	1.5370e-003
tblVehicleEF	LDT2	0.11	0.17
tblVehicleEF	LDT2	0.12	0.14
tblVehicleEF	LDT2	0.09	0.15
tblVehicleEF	LDT2	0.01	0.01
tblVehicleEF	LDT2	0.06	0.41
tblVehicleEF	LDT2	0.06	0.21
tblVehicleEF	LDT2	3.3330e-003	3.0390e-003
tblVehicleEF	LDT2	7.0700e-004	5.9000e-004
tblVehicleEF	LDT2	0.11	0.17
tblVehicleEF	LDT2	0.12	0.14

Merrill Commerce Center (Phase C Operations - Passenger Cars) - San Bernardino-South Coast County, Annual

tblVehicleEF	LDT2	0.09	0.15
tblVehicleEF	LDT2	0.02	0.02
tblVehicleEF	LDT2	0.06	0.41
tblVehicleEF	LDT2	0.06	0.23
tblVehicleEF	LDT2	4.4250e-003	2.7100e-003
tblVehicleEF	LDT2	5.1960e-003	0.05
tblVehicleEF	LDT2	0.60	0.68
tblVehicleEF	LDT2	1.17	2.36
tblVehicleEF	LDT2	298.26	281.56
tblVehicleEF	LDT2	69.08	60.37
tblVehicleEF	LDT2	0.06	0.05
tblVehicleEF	LDT2	1.7220e-003	1.3040e-003
tblVehicleEF	LDT2	2.4350e-003	1.6720e-003
tblVehicleEF	LDT2	1.5840e-003	1.2000e-003
tblVehicleEF	LDT2	2.2390e-003	1.5370e-003
tblVehicleEF	LDT2	0.05	0.08
tblVehicleEF	LDT2	0.11	0.13
tblVehicleEF	LDT2	0.04	0.07
tblVehicleEF	LDT2	0.01	0.01
tblVehicleEF	LDT2	0.07	0.48
tblVehicleEF	LDT2	0.07	0.25
tblVehicleEF	LDT2	2.9870e-003	2.7850e-003
tblVehicleEF	LDT2	7.1000e-004	5.9700e-004
tblVehicleEF	LDT2	0.05	0.08
tblVehicleEF	LDT2	0.11	0.13
tblVehicleEF	LDT2	0.04	0.07
tblVehicleEF	LDT2	0.02	0.02

Merrill Commerce Center (Phase C Operations - Passenger Cars) - San Bernardino-South Coast County, Annual

tblVehicleEF	LDT2	0.07	0.48
tblVehicleEF	LDT2	0.08	0.27
tblVehicleEF	LHD1	4.5150e-003	4.3860e-003
tblVehicleEF	LHD1	8.0690e-003	4.3340e-003
tblVehicleEF	LHD1	0.02	0.01
tblVehicleEF	LHD1	0.14	0.17
tblVehicleEF	LHD1	0.74	0.58
tblVehicleEF	LHD1	2.07	0.92
tblVehicleEF	LHD1	9.20	9.02
tblVehicleEF	LHD1	588.15	612.33
tblVehicleEF	LHD1	28.17	10.03
tblVehicleEF	LHD1	0.08	0.07
tblVehicleEF	LHD1	1.54	1.01
tblVehicleEF	LHD1	9.4500e-004	9.9000e-004
tblVehicleEF	LHD1	0.01	0.01
tblVehicleEF	LHD1	0.01	8.8180e-003
tblVehicleEF	LHD1	7.9100e-004	2.2400e-004
tblVehicleEF	LHD1	9.0400e-004	9.4700e-004
tblVehicleEF	LHD1	2.5790e-003	2.5040e-003
tblVehicleEF	LHD1	0.01	8.4140e-003
tblVehicleEF	LHD1	7.2700e-004	2.0600e-004
tblVehicleEF	LHD1	3.2690e-003	2.5580e-003
tblVehicleEF	LHD1	0.10	0.07
tblVehicleEF	LHD1	0.02	0.02
tblVehicleEF	LHD1	1.6680e-003	1.2900e-003
tblVehicleEF	LHD1	0.07	0.05
tblVehicleEF	LHD1	0.34	0.52

Merrill Commerce Center (Phase C Operations - Passenger Cars) - San Bernardino-South Coast County, Annual

tblVehicleEF	LHD1	0.21	0.06
tblVehicleEF	LHD1	9.1000e-005	8.7000e-005
tblVehicleEF	LHD1	5.7560e-003	5.9570e-003
tblVehicleEF	LHD1	3.2100e-004	9.9000e-005
tblVehicleEF	LHD1	3.2690e-003	2.5580e-003
tblVehicleEF	LHD1	0.10	0.07
tblVehicleEF	LHD1	0.02	0.03
tblVehicleEF	LHD1	1.6680e-003	1.2900e-003
tblVehicleEF	LHD1	0.08	0.06
tblVehicleEF	LHD1	0.34	0.52
tblVehicleEF	LHD1	0.23	0.07
tblVehicleEF	LHD1	4.5150e-003	4.4000e-003
tblVehicleEF	LHD1	8.2390e-003	4.4160e-003
tblVehicleEF	LHD1	0.01	0.01
tblVehicleEF	LHD1	0.14	0.17
tblVehicleEF	LHD1	0.75	0.59
tblVehicleEF	LHD1	1.94	0.86
tblVehicleEF	LHD1	9.20	9.02
tblVehicleEF	LHD1	588.15	612.35
tblVehicleEF	LHD1	28.17	9.93
tblVehicleEF	LHD1	0.08	0.07
tblVehicleEF	LHD1	1.44	0.94
tblVehicleEF	LHD1	9.4500e-004	9.9000e-004
tblVehicleEF	LHD1	0.01	0.01
tblVehicleEF	LHD1	0.01	8.8180e-003
tblVehicleEF	LHD1	7.9100e-004	2.2400e-004
tblVehicleEF	LHD1	9.0400e-004	9.4700e-004

Merrill Commerce Center (Phase C Operations - Passenger Cars) - San Bernardino-South Coast County, Annual

tblVehicleEF	LHD1	2.5790e-003	2.5040e-003
tblVehicleEF	LHD1	0.01	8.4140e-003
tblVehicleEF	LHD1	7.2700e-004	2.0600e-004
tblVehicleEF	LHD1	6.3950e-003	5.0260e-003
tblVehicleEF	LHD1	0.12	0.09
tblVehicleEF	LHD1	0.02	0.02
tblVehicleEF	LHD1	3.6780e-003	2.8810e-003
tblVehicleEF	LHD1	0.07	0.05
tblVehicleEF	LHD1	0.35	0.53
tblVehicleEF	LHD1	0.20	0.06
tblVehicleEF	LHD1	9.1000e-005	8.7000e-005
tblVehicleEF	LHD1	5.7570e-003	5.9580e-003
tblVehicleEF	LHD1	3.1800e-004	9.8000e-005
tblVehicleEF	LHD1	6.3950e-003	5.0260e-003
tblVehicleEF	LHD1	0.12	0.09
tblVehicleEF	LHD1	0.02	0.03
tblVehicleEF	LHD1	3.6780e-003	2.8810e-003
tblVehicleEF	LHD1	0.08	0.06
tblVehicleEF	LHD1	0.35	0.53
tblVehicleEF	LHD1	0.22	0.06
tblVehicleEF	LHD1	4.5150e-003	4.3890e-003
tblVehicleEF	LHD1	8.0880e-003	4.3430e-003
tblVehicleEF	LHD1	0.02	0.01
tblVehicleEF	LHD1	0.14	0.17
tblVehicleEF	LHD1	0.74	0.58
tblVehicleEF	LHD1	2.04	0.90
tblVehicleEF	LHD1	9.20	9.02

Merrill Commerce Center (Phase C Operations - Passenger Cars) - San Bernardino-South Coast County, Annual

tblVehicleEF	LHD1	588.15	612.33
tblVehicleEF	LHD1	28.17	10.01
tblVehicleEF	LHD1	0.08	0.07
tblVehicleEF	LHD1	1.51	0.99
tblVehicleEF	LHD1	9.4500e-004	9.9000e-004
tblVehicleEF	LHD1	0.01	0.01
tblVehicleEF	LHD1	0.01	8.8180e-003
tblVehicleEF	LHD1	7.9100e-004	2.2400e-004
tblVehicleEF	LHD1	9.0400e-004	9.4700e-004
tblVehicleEF	LHD1	2.5790e-003	2.5040e-003
tblVehicleEF	LHD1	0.01	8.4140e-003
tblVehicleEF	LHD1	7.2700e-004	2.0600e-004
tblVehicleEF	LHD1	3.4680e-003	2.7570e-003
tblVehicleEF	LHD1	0.12	0.09
tblVehicleEF	LHD1	0.02	0.02
tblVehicleEF	LHD1	1.6320e-003	1.2680e-003
tblVehicleEF	LHD1	0.07	0.05
tblVehicleEF	LHD1	0.37	0.56
tblVehicleEF	LHD1	0.21	0.06
tblVehicleEF	LHD1	9.1000e-005	8.7000e-005
tblVehicleEF	LHD1	5.7560e-003	5.9570e-003
tblVehicleEF	LHD1	3.2000e-004	9.9000e-005
tblVehicleEF	LHD1	3.4680e-003	2.7570e-003
tblVehicleEF	LHD1	0.12	0.09
tblVehicleEF	LHD1	0.02	0.03
tblVehicleEF	LHD1	1.6320e-003	1.2680e-003
tblVehicleEF	LHD1	0.08	0.06

Merrill Commerce Center (Phase C Operations - Passenger Cars) - San Bernardino-South Coast County, Annual

tblVehicleEF	LHD1	0.37	0.56
tblVehicleEF	LHD1	0.22	0.07
tblVehicleEF	LHD2	3.0190e-003	2.9450e-003
tblVehicleEF	LHD2	3.0020e-003	3.0680e-003
tblVehicleEF	LHD2	5.3750e-003	7.2680e-003
tblVehicleEF	LHD2	0.12	0.13
tblVehicleEF	LHD2	0.32	0.39
tblVehicleEF	LHD2	0.99	0.52
tblVehicleEF	LHD2	14.02	14.10
tblVehicleEF	LHD2	590.99	612.80
tblVehicleEF	LHD2	23.05	7.09
tblVehicleEF	LHD2	0.09	0.10
tblVehicleEF	LHD2	0.79	1.09
tblVehicleEF	LHD2	1.1800e-003	1.4530e-003
tblVehicleEF	LHD2	0.01	0.01
tblVehicleEF	LHD2	9.5980e-003	0.01
tblVehicleEF	LHD2	3.5700e-004	1.0800e-004
tblVehicleEF	LHD2	1.1290e-003	1.3900e-003
tblVehicleEF	LHD2	2.7000e-003	2.7060e-003
tblVehicleEF	LHD2	9.1720e-003	0.01
tblVehicleEF	LHD2	3.2900e-004	1.0000e-004
tblVehicleEF	LHD2	1.0100e-003	1.2570e-003
tblVehicleEF	LHD2	0.03	0.04
tblVehicleEF	LHD2	0.01	0.02
tblVehicleEF	LHD2	5.7600e-004	6.9200e-004
tblVehicleEF	LHD2	0.04	0.05
tblVehicleEF	LHD2	0.06	0.22

Merrill Commerce Center (Phase C Operations - Passenger Cars) - San Bernardino-South Coast County, Annual

tblVehicleEF	LHD2	0.07	0.04
tblVehicleEF	LHD2	1.3700e-004	1.3500e-004
tblVehicleEF	LHD2	5.7450e-003	5.9080e-003
tblVehicleEF	LHD2	2.4800e-004	7.0000e-005
tblVehicleEF	LHD2	1.0100e-003	1.2570e-003
tblVehicleEF	LHD2	0.03	0.04
tblVehicleEF	LHD2	0.02	0.02
tblVehicleEF	LHD2	5.7600e-004	6.9200e-004
tblVehicleEF	LHD2	0.05	0.06
tblVehicleEF	LHD2	0.06	0.22
tblVehicleEF	LHD2	0.08	0.04
tblVehicleEF	LHD2	3.0190e-003	2.9540e-003
tblVehicleEF	LHD2	3.0350e-003	3.0940e-003
tblVehicleEF	LHD2	5.1530e-003	6.9430e-003
tblVehicleEF	LHD2	0.12	0.13
tblVehicleEF	LHD2	0.32	0.40
tblVehicleEF	LHD2	0.93	0.49
tblVehicleEF	LHD2	14.02	14.10
tblVehicleEF	LHD2	590.99	612.80
tblVehicleEF	LHD2	23.05	7.04
tblVehicleEF	LHD2	0.09	0.10
tblVehicleEF	LHD2	0.74	1.03
tblVehicleEF	LHD2	1.1800e-003	1.4530e-003
tblVehicleEF	LHD2	0.01	0.01
tblVehicleEF	LHD2	9.5980e-003	0.01
tblVehicleEF	LHD2	3.5700e-004	1.0800e-004
tblVehicleEF	LHD2	1.1290e-003	1.3900e-003

Merrill Commerce Center (Phase C Operations - Passenger Cars) - San Bernardino-South Coast County, Annual

tblVehicleEF	LHD2	2.7000e-003	2.7060e-003
tblVehicleEF	LHD2	9.1720e-003	0.01
tblVehicleEF	LHD2	3.2900e-004	1.0000e-004
tblVehicleEF	LHD2	1.9350e-003	2.4210e-003
tblVehicleEF	LHD2	0.03	0.04
tblVehicleEF	LHD2	0.01	0.02
tblVehicleEF	LHD2	1.2190e-003	1.4810e-003
tblVehicleEF	LHD2	0.04	0.05
tblVehicleEF	LHD2	0.06	0.22
tblVehicleEF	LHD2	0.07	0.03
tblVehicleEF	LHD2	1.3700e-004	1.3500e-004
tblVehicleEF	LHD2	5.7450e-003	5.9080e-003
tblVehicleEF	LHD2	2.4700e-004	7.0000e-005
tblVehicleEF	LHD2	1.9350e-003	2.4210e-003
tblVehicleEF	LHD2	0.03	0.04
tblVehicleEF	LHD2	0.02	0.02
tblVehicleEF	LHD2	1.2190e-003	1.4810e-003
tblVehicleEF	LHD2	0.05	0.06
tblVehicleEF	LHD2	0.06	0.22
tblVehicleEF	LHD2	0.08	0.04
tblVehicleEF	LHD2	3.0190e-003	2.9470e-003
tblVehicleEF	LHD2	3.0060e-003	3.0710e-003
tblVehicleEF	LHD2	5.3330e-003	7.2070e-003
tblVehicleEF	LHD2	0.12	0.13
tblVehicleEF	LHD2	0.32	0.39
tblVehicleEF	LHD2	0.97	0.52
tblVehicleEF	LHD2	14.02	14.10

Merrill Commerce Center (Phase C Operations - Passenger Cars) - San Bernardino-South Coast County, Annual

tblVehicleEF	LHD2	590.99	612.80
tblVehicleEF	LHD2	23.05	7.08
tblVehicleEF	LHD2	0.09	0.10
tblVehicleEF	LHD2	0.77	1.07
tblVehicleEF	LHD2	1.1800e-003	1.4530e-003
tblVehicleEF	LHD2	0.01	0.01
tblVehicleEF	LHD2	9.5980e-003	0.01
tblVehicleEF	LHD2	3.5700e-004	1.0800e-004
tblVehicleEF	LHD2	1.1290e-003	1.3900e-003
tblVehicleEF	LHD2	2.7000e-003	2.7060e-003
tblVehicleEF	LHD2	9.1720e-003	0.01
tblVehicleEF	LHD2	3.2900e-004	1.0000e-004
tblVehicleEF	LHD2	1.0020e-003	1.2650e-003
tblVehicleEF	LHD2	0.03	0.04
tblVehicleEF	LHD2	0.01	0.02
tblVehicleEF	LHD2	5.6100e-004	6.7200e-004
tblVehicleEF	LHD2	0.04	0.05
tblVehicleEF	LHD2	0.07	0.24
tblVehicleEF	LHD2	0.07	0.03
tblVehicleEF	LHD2	1.3700e-004	1.3500e-004
tblVehicleEF	LHD2	5.7450e-003	5.9080e-003
tblVehicleEF	LHD2	2.4800e-004	7.0000e-005
tblVehicleEF	LHD2	1.0020e-003	1.2650e-003
tblVehicleEF	LHD2	0.03	0.04
tblVehicleEF	LHD2	0.02	0.02
tblVehicleEF	LHD2	5.6100e-004	6.7200e-004
tblVehicleEF	LHD2	0.05	0.06

Merrill Commerce Center (Phase C Operations - Passenger Cars) - San Bernardino-South Coast County, Annual

tblVehicleEF	LHD2	0.07	0.24
tblVehicleEF	LHD2	0.08	0.04
tblVehicleEF	MCY	0.44	0.32
tblVehicleEF	MCY	0.15	0.25
tblVehicleEF	MCY	19.12	19.37
tblVehicleEF	MCY	10.00	8.87
tblVehicleEF	MCY	170.19	210.88
tblVehicleEF	MCY	44.81	60.33
tblVehicleEF	MCY	1.15	1.15
tblVehicleEF	MCY	2.0020e-003	1.9620e-003
tblVehicleEF	MCY	3.3000e-003	2.8020e-003
tblVehicleEF	MCY	1.8700e-003	1.8320e-003
tblVehicleEF	MCY	3.0980e-003	2.6300e-003
tblVehicleEF	MCY	1.43	1.45
tblVehicleEF	MCY	0.79	0.81
tblVehicleEF	MCY	0.77	0.78
tblVehicleEF	MCY	2.17	2.18
tblVehicleEF	MCY	0.44	1.74
tblVehicleEF	MCY	2.11	1.87
tblVehicleEF	MCY	2.0780e-003	2.0870e-003
tblVehicleEF	MCY	6.7400e-004	5.9700e-004
tblVehicleEF	MCY	1.43	1.45
tblVehicleEF	MCY	0.79	0.81
tblVehicleEF	MCY	0.77	0.78
tblVehicleEF	MCY	2.69	2.70
tblVehicleEF	MCY	0.44	1.74
tblVehicleEF	MCY	2.29	2.03

Merrill Commerce Center (Phase C Operations - Passenger Cars) - San Bernardino-South Coast County, Annual

tblVehicleEF	MCY	0.43	0.32
tblVehicleEF	MCY	0.13	0.21
tblVehicleEF	MCY	19.26	19.51
tblVehicleEF	MCY	9.04	7.97
tblVehicleEF	MCY	170.19	210.93
tblVehicleEF	MCY	44.81	58.05
tblVehicleEF	MCY	0.98	0.98
tblVehicleEF	MCY	2.0020e-003	1.9620e-003
tblVehicleEF	MCY	3.3000e-003	2.8020e-003
tblVehicleEF	MCY	1.8700e-003	1.8320e-003
tblVehicleEF	MCY	3.0980e-003	2.6300e-003
tblVehicleEF	MCY	3.08	3.13
tblVehicleEF	MCY	1.21	1.26
tblVehicleEF	MCY	2.05	2.08
tblVehicleEF	MCY	2.12	2.13
tblVehicleEF	MCY	0.44	1.74
tblVehicleEF	MCY	1.82	1.60
tblVehicleEF	MCY	2.0780e-003	2.0870e-003
tblVehicleEF	MCY	6.4900e-004	5.7400e-004
tblVehicleEF	MCY	3.08	3.13
tblVehicleEF	MCY	1.21	1.26
tblVehicleEF	MCY	2.05	2.08
tblVehicleEF	MCY	2.64	2.64
tblVehicleEF	MCY	0.44	1.74
tblVehicleEF	MCY	1.98	1.75
tblVehicleEF	MCY	0.44	0.32
tblVehicleEF	MCY	0.15	0.24

Merrill Commerce Center (Phase C Operations - Passenger Cars) - San Bernardino-South Coast County, Annual

tblVehicleEF	MCY	18.32	18.54
tblVehicleEF	MCY	9.65	8.53
tblVehicleEF	MCY	170.19	209.44
tblVehicleEF	MCY	44.81	59.57
tblVehicleEF	MCY	1.11	1.11
tblVehicleEF	MCY	2.0020e-003	1.9620e-003
tblVehicleEF	MCY	3.3000e-003	2.8020e-003
tblVehicleEF	MCY	1.8700e-003	1.8320e-003
tblVehicleEF	MCY	3.0980e-003	2.6300e-003
tblVehicleEF	MCY	1.68	1.70
tblVehicleEF	MCY	1.05	1.07
tblVehicleEF	MCY	0.69	0.70
tblVehicleEF	MCY	2.14	2.14
tblVehicleEF	MCY	0.50	2.00
tblVehicleEF	MCY	2.04	1.80
tblVehicleEF	MCY	2.0640e-003	2.0730e-003
tblVehicleEF	MCY	6.6600e-004	5.9000e-004
tblVehicleEF	MCY	1.68	1.70
tblVehicleEF	MCY	1.05	1.07
tblVehicleEF	MCY	0.69	0.70
tblVehicleEF	MCY	2.65	2.66
tblVehicleEF	MCY	0.50	2.00
tblVehicleEF	MCY	2.22	1.96
tblVehicleEF	MDV	8.5490e-003	3.4430e-003
tblVehicleEF	MDV	0.01	0.06
tblVehicleEF	MDV	0.97	0.80
tblVehicleEF	MDV	2.26	2.68

Merrill Commerce Center (Phase C Operations - Passenger Cars) - San Bernardino-South Coast County, Annual

tblVehicleEF	MDV	424.40	358.68
tblVehicleEF	MDV	95.54	75.12
tblVehicleEF	MDV	0.12	0.07
tblVehicleEF	MDV	1.7550e-003	1.3620e-003
tblVehicleEF	MDV	2.3950e-003	1.6900e-003
tblVehicleEF	MDV	1.6170e-003	1.2560e-003
tblVehicleEF	MDV	2.2020e-003	1.5540e-003
tblVehicleEF	MDV	0.09	0.11
tblVehicleEF	MDV	0.18	0.15
tblVehicleEF	MDV	0.08	0.09
tblVehicleEF	MDV	0.02	0.01
tblVehicleEF	MDV	0.10	0.46
tblVehicleEF	MDV	0.17	0.31
tblVehicleEF	MDV	4.2490e-003	3.5450e-003
tblVehicleEF	MDV	9.9500e-004	7.4300e-004
tblVehicleEF	MDV	0.09	0.11
tblVehicleEF	MDV	0.18	0.15
tblVehicleEF	MDV	0.08	0.09
tblVehicleEF	MDV	0.03	0.02
tblVehicleEF	MDV	0.10	0.46
tblVehicleEF	MDV	0.18	0.34
tblVehicleEF	MDV	9.6990e-003	3.9420e-003
tblVehicleEF	MDV	0.01	0.06
tblVehicleEF	MDV	1.19	0.97
tblVehicleEF	MDV	1.87	2.22
tblVehicleEF	MDV	461.94	380.41
tblVehicleEF	MDV	95.54	74.23

Merrill Commerce Center (Phase C Operations - Passenger Cars) - San Bernardino-South Coast County, Annual

tblVehicleEF	MDV	0.10	0.06
tblVehicleEF	MDV	1.7550e-003	1.3620e-003
tblVehicleEF	MDV	2.3950e-003	1.6900e-003
tblVehicleEF	MDV	1.6170e-003	1.2560e-003
tblVehicleEF	MDV	2.2020e-003	1.5540e-003
tblVehicleEF	MDV	0.18	0.21
tblVehicleEF	MDV	0.20	0.17
tblVehicleEF	MDV	0.16	0.19
tblVehicleEF	MDV	0.02	0.02
tblVehicleEF	MDV	0.10	0.46
tblVehicleEF	MDV	0.14	0.26
tblVehicleEF	MDV	4.6270e-003	3.7610e-003
tblVehicleEF	MDV	9.8800e-004	7.3500e-004
tblVehicleEF	MDV	0.18	0.21
tblVehicleEF	MDV	0.20	0.17
tblVehicleEF	MDV	0.16	0.19
tblVehicleEF	MDV	0.04	0.02
tblVehicleEF	MDV	0.10	0.46
tblVehicleEF	MDV	0.15	0.28
tblVehicleEF	MDV	8.3240e-003	3.3580e-003
tblVehicleEF	MDV	0.01	0.06
tblVehicleEF	MDV	0.92	0.75
tblVehicleEF	MDV	2.23	2.64
tblVehicleEF	MDV	415.65	353.53
tblVehicleEF	MDV	95.54	75.05
tblVehicleEF	MDV	0.11	0.06
tblVehicleEF	MDV	1.7550e-003	1.3620e-003

Merrill Commerce Center (Phase C Operations - Passenger Cars) - San Bernardino-South Coast County, Annual

tblVehicleEF	MDV	2.3950e-003	1.6900e-003
tblVehicleEF	MDV	1.6170e-003	1.2560e-003
tblVehicleEF	MDV	2.2020e-003	1.5540e-003
tblVehicleEF	MDV	0.09	0.10
tblVehicleEF	MDV	0.19	0.16
tblVehicleEF	MDV	0.07	0.09
tblVehicleEF	MDV	0.02	0.01
tblVehicleEF	MDV	0.12	0.53
tblVehicleEF	MDV	0.16	0.31
tblVehicleEF	MDV	4.1610e-003	3.4950e-003
tblVehicleEF	MDV	9.9400e-004	7.4300e-004
tblVehicleEF	MDV	0.09	0.10
tblVehicleEF	MDV	0.19	0.16
tblVehicleEF	MDV	0.07	0.09
tblVehicleEF	MDV	0.03	0.02
tblVehicleEF	MDV	0.12	0.53
tblVehicleEF	MDV	0.18	0.34
tblVehicleEF	MH	0.02	3.4970e-003
tblVehicleEF	MH	0.02	0.00
tblVehicleEF	MH	1.71	0.32
tblVehicleEF	MH	5.12	0.00
tblVehicleEF	MH	1,044.82	918.79
tblVehicleEF	MH	58.27	0.00
tblVehicleEF	MH	1.20	3.97
tblVehicleEF	MH	0.01	0.02
tblVehicleEF	MH	0.03	0.12
tblVehicleEF	MH	9.8200e-004	0.00

Merrill Commerce Center (Phase C Operations - Passenger Cars) - San Bernardino-South Coast County, Annual

tblVehicleEF	MH	3.2250e-003	4.0000e-003
tblVehicleEF	MH	0.03	0.11
tblVehicleEF	MH	9.0300e-004	0.00
tblVehicleEF	MH	1.16	0.00
tblVehicleEF	MH	0.07	0.00
tblVehicleEF	MH	0.41	0.00
tblVehicleEF	MH	0.07	0.08
tblVehicleEF	MH	0.03	0.00
tblVehicleEF	MH	0.30	0.00
tblVehicleEF	MH	0.01	8.6860e-003
tblVehicleEF	MH	6.7200e-004	0.00
tblVehicleEF	MH	1.16	0.00
tblVehicleEF	MH	0.07	0.00
tblVehicleEF	MH	0.41	0.00
tblVehicleEF	MH	0.09	0.09
tblVehicleEF	MH	0.03	0.00
tblVehicleEF	MH	0.33	0.00
tblVehicleEF	MH	0.02	3.4970e-003
tblVehicleEF	MH	0.02	0.00
tblVehicleEF	MH	1.77	0.32
tblVehicleEF	MH	4.67	0.00
tblVehicleEF	MH	1,044.82	918.79
tblVehicleEF	MH	58.27	0.00
tblVehicleEF	MH	1.10	3.73
tblVehicleEF	MH	0.01	0.02
tblVehicleEF	MH	0.03	0.12
tblVehicleEF	MH	9.8200e-004	0.00

Merrill Commerce Center (Phase C Operations - Passenger Cars) - San Bernardino-South Coast County, Annual

tblVehicleEF	MH	3.2250e-003	4.0000e-003
tblVehicleEF	MH	0.03	0.11
tblVehicleEF	MH	9.0300e-004	0.00
tblVehicleEF	MH	2.28	0.00
tblVehicleEF	MH	0.09	0.00
tblVehicleEF	MH	0.97	0.00
tblVehicleEF	MH	0.07	0.08
tblVehicleEF	MH	0.03	0.00
tblVehicleEF	MH	0.28	0.00
tblVehicleEF	MH	0.01	8.6860e-003
tblVehicleEF	MH	6.6400e-004	0.00
tblVehicleEF	MH	2.28	0.00
tblVehicleEF	MH	0.09	0.00
tblVehicleEF	MH	0.97	0.00
tblVehicleEF	MH	0.09	0.09
tblVehicleEF	MH	0.03	0.00
tblVehicleEF	MH	0.31	0.00
tblVehicleEF	MH	0.02	3.4970e-003
tblVehicleEF	MH	0.02	0.00
tblVehicleEF	MH	1.71	0.32
tblVehicleEF	MH	5.07	0.00
tblVehicleEF	MH	1,044.82	918.79
tblVehicleEF	MH	58.27	0.00
tblVehicleEF	MH	1.17	3.90
tblVehicleEF	MH	0.01	0.02
tblVehicleEF	MH	0.03	0.12
tblVehicleEF	MH	9.8200e-004	0.00

Merrill Commerce Center (Phase C Operations - Passenger Cars) - San Bernardino-South Coast County, Annual

tblVehicleEF	MH	3.2250e-003	4.0000e-003
tblVehicleEF	MH	0.03	0.11
tblVehicleEF	MH	9.0300e-004	0.00
tblVehicleEF	MH	1.34	0.00
tblVehicleEF	MH	0.09	0.00
tblVehicleEF	MH	0.43	0.00
tblVehicleEF	MH	0.07	0.08
tblVehicleEF	MH	0.03	0.00
tblVehicleEF	MH	0.30	0.00
tblVehicleEF	MH	0.01	8.6860e-003
tblVehicleEF	MH	6.7100e-004	0.00
tblVehicleEF	MH	1.34	0.00
tblVehicleEF	MH	0.09	0.00
tblVehicleEF	MH	0.43	0.00
tblVehicleEF	MH	0.09	0.09
tblVehicleEF	MH	0.03	0.00
tblVehicleEF	MH	0.32	0.00
tblVehicleEF	MHD	0.02	2.9940e-003
tblVehicleEF	MHD	2.1980e-003	9.6000e-004
tblVehicleEF	MHD	0.04	7.1190e-003
tblVehicleEF	MHD	0.29	0.33
tblVehicleEF	MHD	0.20	0.13
tblVehicleEF	MHD	3.68	0.75
tblVehicleEF	MHD	158.15	61.88
tblVehicleEF	MHD	1,094.62	924.73
tblVehicleEF	MHD	48.60	7.15
tblVehicleEF	MHD	0.42	0.33

Merrill Commerce Center (Phase C Operations - Passenger Cars) - San Bernardino-South Coast County, Annual

tblVehicleEF	MHD	0.62	1.01
tblVehicleEF	MHD	8.1000e-005	2.0700e-004
tblVehicleEF	MHD	2.7670e-003	7.7130e-003
tblVehicleEF	MHD	6.4800e-004	8.3000e-005
tblVehicleEF	MHD	7.7000e-005	1.9800e-004
tblVehicleEF	MHD	2.6430e-003	7.3750e-003
tblVehicleEF	MHD	5.9600e-004	7.6000e-005
tblVehicleEF	MHD	9.1200e-004	4.0900e-004
tblVehicleEF	MHD	0.03	0.01
tblVehicleEF	MHD	0.02	0.01
tblVehicleEF	MHD	5.0100e-004	2.2400e-004
tblVehicleEF	MHD	0.03	9.7180e-003
tblVehicleEF	MHD	0.01	0.08
tblVehicleEF	MHD	0.23	0.04
tblVehicleEF	MHD	1.5190e-003	5.8700e-004
tblVehicleEF	MHD	0.01	8.8120e-003
tblVehicleEF	MHD	5.5000e-004	7.1000e-005
tblVehicleEF	MHD	9.1200e-004	4.0900e-004
tblVehicleEF	MHD	0.03	0.01
tblVehicleEF	MHD	0.03	0.02
tblVehicleEF	MHD	5.0100e-004	2.2400e-004
tblVehicleEF	MHD	0.03	0.01
tblVehicleEF	MHD	0.01	0.08
tblVehicleEF	MHD	0.25	0.04
tblVehicleEF	MHD	0.01	2.8540e-003
tblVehicleEF	MHD	2.2250e-003	9.7900e-004
tblVehicleEF	MHD	0.04	6.7960e-003

Merrill Commerce Center (Phase C Operations - Passenger Cars) - San Bernardino-South Coast County, Annual

tblVehicleEF	MHD	0.21	0.29
tblVehicleEF	MHD	0.20	0.13
tblVehicleEF	MHD	3.44	0.70
tblVehicleEF	MHD	167.52	61.59
tblVehicleEF	MHD	1,094.62	924.73
tblVehicleEF	MHD	48.60	7.06
tblVehicleEF	MHD	0.44	0.32
tblVehicleEF	MHD	0.58	0.95
tblVehicleEF	MHD	6.8000e-005	1.7800e-004
tblVehicleEF	MHD	2.7670e-003	7.7130e-003
tblVehicleEF	MHD	6.4800e-004	8.3000e-005
tblVehicleEF	MHD	6.5000e-005	1.7000e-004
tblVehicleEF	MHD	2.6430e-003	7.3750e-003
tblVehicleEF	MHD	5.9600e-004	7.6000e-005
tblVehicleEF	MHD	1.7790e-003	7.9800e-004
tblVehicleEF	MHD	0.04	0.02
tblVehicleEF	MHD	0.02	0.01
tblVehicleEF	MHD	1.1090e-003	4.9600e-004
tblVehicleEF	MHD	0.03	9.7970e-003
tblVehicleEF	MHD	0.01	0.08
tblVehicleEF	MHD	0.22	0.03
tblVehicleEF	MHD	1.6070e-003	5.8400e-004
tblVehicleEF	MHD	0.01	8.8120e-003
tblVehicleEF	MHD	5.4600e-004	7.0000e-005
tblVehicleEF	MHD	1.7790e-003	7.9800e-004
tblVehicleEF	MHD	0.04	0.02
tblVehicleEF	MHD	0.03	0.02

Merrill Commerce Center (Phase C Operations - Passenger Cars) - San Bernardino-South Coast County, Annual

tblVehicleEF	MHD	1.1090e-003	4.9600e-004
tblVehicleEF	MHD	0.03	0.01
tblVehicleEF	MHD	0.01	0.08
tblVehicleEF	MHD	0.24	0.04
tblVehicleEF	MHD	0.02	3.2040e-003
tblVehicleEF	MHD	2.2010e-003	9.6100e-004
tblVehicleEF	MHD	0.04	7.0350e-003
tblVehicleEF	MHD	0.40	0.39
tblVehicleEF	MHD	0.20	0.13
tblVehicleEF	MHD	3.62	0.74
tblVehicleEF	MHD	145.20	62.28
tblVehicleEF	MHD	1,094.62	924.73
tblVehicleEF	MHD	48.60	7.13
tblVehicleEF	MHD	0.40	0.35
tblVehicleEF	MHD	0.61	0.99
tblVehicleEF	MHD	9.8000e-005	2.4800e-004
tblVehicleEF	MHD	2.7670e-003	7.7130e-003
tblVehicleEF	MHD	6.4800e-004	8.3000e-005
tblVehicleEF	MHD	9.4000e-005	2.3700e-004
tblVehicleEF	MHD	2.6430e-003	7.3750e-003
tblVehicleEF	MHD	5.9600e-004	7.6000e-005
tblVehicleEF	MHD	9.3500e-004	4.2100e-004
tblVehicleEF	MHD	0.03	0.02
tblVehicleEF	MHD	0.02	0.02
tblVehicleEF	MHD	4.8700e-004	2.1800e-004
tblVehicleEF	MHD	0.03	9.7270e-003
tblVehicleEF	MHD	0.01	0.08

Merrill Commerce Center (Phase C Operations - Passenger Cars) - San Bernardino-South Coast County, Annual

tblVehicleEF	MHD	0.22	0.04
tblVehicleEF	MHD	1.3960e-003	5.9100e-004
tblVehicleEF	MHD	0.01	8.8120e-003
tblVehicleEF	MHD	5.4900e-004	7.1000e-005
tblVehicleEF	MHD	9.3500e-004	4.2100e-004
tblVehicleEF	MHD	0.03	0.02
tblVehicleEF	MHD	0.03	0.02
tblVehicleEF	MHD	4.8700e-004	2.1800e-004
tblVehicleEF	MHD	0.03	0.01
tblVehicleEF	MHD	0.01	0.08
tblVehicleEF	MHD	0.25	0.04
tblVehicleEF	OBUS	0.01	8.9910e-003
tblVehicleEF	OBUS	5.5880e-003	5.0340e-003
tblVehicleEF	OBUS	0.02	0.02
tblVehicleEF	OBUS	0.24	0.52
tblVehicleEF	OBUS	0.37	0.59
tblVehicleEF	OBUS	5.06	2.45
tblVehicleEF	OBUS	67.58	67.60
tblVehicleEF	OBUS	1,116.49	1,365.08
tblVehicleEF	OBUS	69.55	20.25
tblVehicleEF	OBUS	0.13	0.25
tblVehicleEF	OBUS	0.43	0.85
tblVehicleEF	OBUS	1.2000e-005	8.5000e-005
tblVehicleEF	OBUS	2.0510e-003	6.3820e-003
tblVehicleEF	OBUS	9.6400e-004	2.3500e-004
tblVehicleEF	OBUS	1.1000e-005	8.1000e-005
tblVehicleEF	OBUS	1.9380e-003	6.0850e-003

Merrill Commerce Center (Phase C Operations - Passenger Cars) - San Bernardino-South Coast County, Annual

tblVehicleEF	OBUS	8.8700e-004	2.1600e-004
tblVehicleEF	OBUS	1.8580e-003	2.6690e-003
tblVehicleEF	OBUS	0.02	0.03
tblVehicleEF	OBUS	0.03	0.05
tblVehicleEF	OBUS	8.2500e-004	1.1300e-003
tblVehicleEF	OBUS	0.03	0.03
tblVehicleEF	OBUS	0.05	0.32
tblVehicleEF	OBUS	0.32	0.12
tblVehicleEF	OBUS	6.5700e-004	6.4500e-004
tblVehicleEF	OBUS	0.01	0.01
tblVehicleEF	OBUS	7.8400e-004	2.0000e-004
tblVehicleEF	OBUS	1.8580e-003	2.6690e-003
tblVehicleEF	OBUS	0.02	0.03
tblVehicleEF	OBUS	0.04	0.06
tblVehicleEF	OBUS	8.2500e-004	1.1300e-003
tblVehicleEF	OBUS	0.03	0.04
tblVehicleEF	OBUS	0.05	0.32
tblVehicleEF	OBUS	0.35	0.13
tblVehicleEF	OBUS	0.01	9.0700e-003
tblVehicleEF	OBUS	5.7260e-003	5.1780e-003
tblVehicleEF	OBUS	0.02	0.02
tblVehicleEF	OBUS	0.24	0.52
tblVehicleEF	OBUS	0.38	0.60
tblVehicleEF	OBUS	4.64	2.25
tblVehicleEF	OBUS	70.58	66.89
tblVehicleEF	OBUS	1,116.49	1,365.10
tblVehicleEF	OBUS	69.55	19.90

Merrill Commerce Center (Phase C Operations - Passenger Cars) - San Bernardino-South Coast County, Annual

tblVehicleEF	OBUS	0.13	0.24
tblVehicleEF	OBUS	0.40	0.78
tblVehicleEF	OBUS	1.0000e-005	7.5000e-005
tblVehicleEF	OBUS	2.0510e-003	6.3820e-003
tblVehicleEF	OBUS	9.6400e-004	2.3500e-004
tblVehicleEF	OBUS	1.0000e-005	7.2000e-005
tblVehicleEF	OBUS	1.9380e-003	6.0850e-003
tblVehicleEF	OBUS	8.8700e-004	2.1600e-004
tblVehicleEF	OBUS	3.5980e-003	5.1580e-003
tblVehicleEF	OBUS	0.02	0.03
tblVehicleEF	OBUS	0.03	0.05
tblVehicleEF	OBUS	1.8620e-003	2.5390e-003
tblVehicleEF	OBUS	0.03	0.03
tblVehicleEF	OBUS	0.05	0.32
tblVehicleEF	OBUS	0.30	0.11
tblVehicleEF	OBUS	6.8600e-004	6.3800e-004
tblVehicleEF	OBUS	0.01	0.01
tblVehicleEF	OBUS	7.7700e-004	1.9700e-004
tblVehicleEF	OBUS	3.5980e-003	5.1580e-003
tblVehicleEF	OBUS	0.02	0.03
tblVehicleEF	OBUS	0.04	0.07
tblVehicleEF	OBUS	1.8620e-003	2.5390e-003
tblVehicleEF	OBUS	0.04	0.04
tblVehicleEF	OBUS	0.05	0.32
tblVehicleEF	OBUS	0.33	0.12
tblVehicleEF	OBUS	0.01	8.9240e-003
tblVehicleEF	OBUS	5.6030e-003	5.0500e-003

Merrill Commerce Center (Phase C Operations - Passenger Cars) - San Bernardino-South Coast County, Annual

tblVehicleEF	OBUS	0.02	0.02
tblVehicleEF	OBUS	0.25	0.52
tblVehicleEF	OBUS	0.37	0.59
tblVehicleEF	OBUS	5.03	2.43
tblVehicleEF	OBUS	63.44	68.58
tblVehicleEF	OBUS	1,116.49	1,365.08
tblVehicleEF	OBUS	69.55	20.22
tblVehicleEF	OBUS	0.12	0.27
tblVehicleEF	OBUS	0.42	0.83
tblVehicleEF	OBUS	1.4000e-005	9.8000e-005
tblVehicleEF	OBUS	2.0510e-003	6.3820e-003
tblVehicleEF	OBUS	9.6400e-004	2.3500e-004
tblVehicleEF	OBUS	1.4000e-005	9.4000e-005
tblVehicleEF	OBUS	1.9380e-003	6.0850e-003
tblVehicleEF	OBUS	8.8700e-004	2.1600e-004
tblVehicleEF	OBUS	1.8980e-003	2.7930e-003
tblVehicleEF	OBUS	0.02	0.03
tblVehicleEF	OBUS	0.03	0.05
tblVehicleEF	OBUS	8.1700e-004	1.1300e-003
tblVehicleEF	OBUS	0.03	0.03
tblVehicleEF	OBUS	0.05	0.34
tblVehicleEF	OBUS	0.31	0.12
tblVehicleEF	OBUS	6.1800e-004	6.5400e-004
tblVehicleEF	OBUS	0.01	0.01
tblVehicleEF	OBUS	7.8400e-004	2.0000e-004
tblVehicleEF	OBUS	1.8980e-003	2.7930e-003
tblVehicleEF	OBUS	0.02	0.03

Merrill Commerce Center (Phase C Operations - Passenger Cars) - San Bernardino-South Coast County, Annual

tblVehicleEF	OBUS	0.04	0.06
tblVehicleEF	OBUS	8.1700e-004	1.1300e-003
tblVehicleEF	OBUS	0.03	0.04
tblVehicleEF	OBUS	0.05	0.34
tblVehicleEF	OBUS	0.34	0.13
tblVehicleEF	SBUS	0.82	0.05
tblVehicleEF	SBUS	7.8130e-003	5.3990e-003
tblVehicleEF	SBUS	0.06	4.5740e-003
tblVehicleEF	SBUS	6.12	2.19
tblVehicleEF	SBUS	0.49	0.47
tblVehicleEF	SBUS	5.01	0.59
tblVehicleEF	SBUS	1,203.07	329.54
tblVehicleEF	SBUS	1,105.95	1,067.20
tblVehicleEF	SBUS	41.30	3.57
tblVehicleEF	SBUS	8.58	2.94
tblVehicleEF	SBUS	3.25	4.02
tblVehicleEF	SBUS	6.6860e-003	2.6920e-003
tblVehicleEF	SBUS	0.01	0.01
tblVehicleEF	SBUS	0.02	0.02
tblVehicleEF	SBUS	6.3200e-004	3.8000e-005
tblVehicleEF	SBUS	6.3970e-003	2.5760e-003
tblVehicleEF	SBUS	2.7260e-003	2.7350e-003
tblVehicleEF	SBUS	0.02	0.02
tblVehicleEF	SBUS	5.8100e-004	3.5000e-005
tblVehicleEF	SBUS	3.1550e-003	8.0900e-004
tblVehicleEF	SBUS	0.02	6.0880e-003
tblVehicleEF	SBUS	0.72	0.23

Merrill Commerce Center (Phase C Operations - Passenger Cars) - San Bernardino-South Coast County, Annual

tblVehicleEF	SBUS	1.5070e-003	4.0900e-004
tblVehicleEF	SBUS	0.09	0.08
tblVehicleEF	SBUS	9.7290e-003	0.04
tblVehicleEF	SBUS	0.26	0.03
tblVehicleEF	SBUS	0.01	3.1350e-003
tblVehicleEF	SBUS	0.01	0.01
tblVehicleEF	SBUS	5.0000e-004	3.5000e-005
tblVehicleEF	SBUS	3.1550e-003	8.0900e-004
tblVehicleEF	SBUS	0.02	6.0880e-003
tblVehicleEF	SBUS	1.04	0.32
tblVehicleEF	SBUS	1.5070e-003	4.0900e-004
tblVehicleEF	SBUS	0.11	0.09
tblVehicleEF	SBUS	9.7290e-003	0.04
tblVehicleEF	SBUS	0.29	0.03
tblVehicleEF	SBUS	0.82	0.05
tblVehicleEF	SBUS	7.9420e-003	5.4670e-003
tblVehicleEF	SBUS	0.05	3.7780e-003
tblVehicleEF	SBUS	6.01	2.16
tblVehicleEF	SBUS	0.50	0.47
tblVehicleEF	SBUS	3.43	0.42
tblVehicleEF	SBUS	1,262.44	335.12
tblVehicleEF	SBUS	1,105.95	1,067.21
tblVehicleEF	SBUS	41.30	3.27
tblVehicleEF	SBUS	8.85	2.98
tblVehicleEF	SBUS	3.05	3.77
tblVehicleEF	SBUS	5.6360e-003	2.2790e-003
tblVehicleEF	SBUS	0.01	0.01

Merrill Commerce Center (Phase C Operations - Passenger Cars) - San Bernardino-South Coast County, Annual

tblVehicleEF	SBUS	0.02	0.02
tblVehicleEF	SBUS	6.3200e-004	3.8000e-005
tblVehicleEF	SBUS	5.3920e-003	2.1800e-003
tblVehicleEF	SBUS	2.7260e-003	2.7350e-003
tblVehicleEF	SBUS	0.02	0.02
tblVehicleEF	SBUS	5.8100e-004	3.5000e-005
tblVehicleEF	SBUS	5.9800e-003	1.4630e-003
tblVehicleEF	SBUS	0.02	6.3280e-003
tblVehicleEF	SBUS	0.72	0.23
tblVehicleEF	SBUS	3.2100e-003	7.8800e-004
tblVehicleEF	SBUS	0.09	0.08
tblVehicleEF	SBUS	8.8900e-003	0.03
tblVehicleEF	SBUS	0.21	0.02
tblVehicleEF	SBUS	0.01	3.1880e-003
tblVehicleEF	SBUS	0.01	0.01
tblVehicleEF	SBUS	4.7300e-004	3.2000e-005
tblVehicleEF	SBUS	5.9800e-003	1.4630e-003
tblVehicleEF	SBUS	0.02	6.3280e-003
tblVehicleEF	SBUS	1.04	0.32
tblVehicleEF	SBUS	3.2100e-003	7.8800e-004
tblVehicleEF	SBUS	0.11	0.09
tblVehicleEF	SBUS	8.8900e-003	0.03
tblVehicleEF	SBUS	0.24	0.02
tblVehicleEF	SBUS	0.82	0.05
tblVehicleEF	SBUS	7.8160e-003	5.3960e-003
tblVehicleEF	SBUS	0.06	4.6760e-003
tblVehicleEF	SBUS	6.28	2.24

Merrill Commerce Center (Phase C Operations - Passenger Cars) - San Bernardino-South Coast County, Annual

tblVehicleEF	SBUS	0.49	0.46
tblVehicleEF	SBUS	5.06	0.61
tblVehicleEF	SBUS	1,121.07	321.84
tblVehicleEF	SBUS	1,105.95	1,067.20
tblVehicleEF	SBUS	41.30	3.59
tblVehicleEF	SBUS	8.20	2.88
tblVehicleEF	SBUS	3.20	3.96
tblVehicleEF	SBUS	8.1350e-003	3.2630e-003
tblVehicleEF	SBUS	0.01	0.01
tblVehicleEF	SBUS	0.02	0.02
tblVehicleEF	SBUS	6.3200e-004	3.8000e-005
tblVehicleEF	SBUS	7.7830e-003	3.1220e-003
tblVehicleEF	SBUS	2.7260e-003	2.7350e-003
tblVehicleEF	SBUS	0.02	0.02
tblVehicleEF	SBUS	5.8100e-004	3.5000e-005
tblVehicleEF	SBUS	3.0260e-003	7.5100e-004
tblVehicleEF	SBUS	0.02	6.2180e-003
tblVehicleEF	SBUS	0.73	0.23
tblVehicleEF	SBUS	1.4810e-003	4.0900e-004
tblVehicleEF	SBUS	0.09	0.08
tblVehicleEF	SBUS	0.01	0.04
tblVehicleEF	SBUS	0.27	0.03
tblVehicleEF	SBUS	0.01	3.0620e-003
tblVehicleEF	SBUS	0.01	0.01
tblVehicleEF	SBUS	5.0000e-004	3.6000e-005
tblVehicleEF	SBUS	3.0260e-003	7.5100e-004
tblVehicleEF	SBUS	0.02	6.2180e-003

Merrill Commerce Center (Phase C Operations - Passenger Cars) - San Bernardino-South Coast County, Annual

tblVehicleEF	SBUS	1.05	0.32
tblVehicleEF	SBUS	1.4810e-003	4.0900e-004
tblVehicleEF	SBUS	0.11	0.09
tblVehicleEF	SBUS	0.01	0.04
tblVehicleEF	SBUS	0.29	0.03
tblVehicleEF	UBUS	1.45	4.21
tblVehicleEF	UBUS	0.08	0.02
tblVehicleEF	UBUS	7.26	32.80
tblVehicleEF	UBUS	12.29	1.40
tblVehicleEF	UBUS	1,786.94	1,717.18
tblVehicleEF	UBUS	140.81	16.38
tblVehicleEF	UBUS	3.74	0.36
tblVehicleEF	UBUS	0.51	0.08
tblVehicleEF	UBUS	0.01	0.03
tblVehicleEF	UBUS	0.04	2.7210e-003
tblVehicleEF	UBUS	1.4740e-003	2.1500e-004
tblVehicleEF	UBUS	0.22	0.03
tblVehicleEF	UBUS	3.0000e-003	6.3130e-003
tblVehicleEF	UBUS	0.04	2.5860e-003
tblVehicleEF	UBUS	1.3550e-003	1.9700e-004
tblVehicleEF	UBUS	6.8450e-003	1.9240e-003
tblVehicleEF	UBUS	0.09	0.01
tblVehicleEF	UBUS	3.4980e-003	8.4100e-004
tblVehicleEF	UBUS	0.36	0.06
tblVehicleEF	UBUS	0.02	0.05
tblVehicleEF	UBUS	1.04	0.07
tblVehicleEF	UBUS	9.2910e-003	3.7330e-003

Merrill Commerce Center (Phase C Operations - Passenger Cars) - San Bernardino-South Coast County, Annual

tblVehicleEF	UBUS	1.6330e-003	1.6200e-004
tblVehicleEF	UBUS	6.8450e-003	1.9240e-003
tblVehicleEF	UBUS	0.09	0.01
tblVehicleEF	UBUS	3.4980e-003	8.4100e-004
tblVehicleEF	UBUS	1.85	4.30
tblVehicleEF	UBUS	0.02	0.05
tblVehicleEF	UBUS	1.13	0.08
tblVehicleEF	UBUS	1.45	4.21
tblVehicleEF	UBUS	0.07	0.02
tblVehicleEF	UBUS	7.32	32.80
tblVehicleEF	UBUS	10.15	1.15
tblVehicleEF	UBUS	1,786.94	1,717.18
tblVehicleEF	UBUS	140.81	15.96
tblVehicleEF	UBUS	3.47	0.36
tblVehicleEF	UBUS	0.51	0.08
tblVehicleEF	UBUS	0.01	0.03
tblVehicleEF	UBUS	0.04	2.7210e-003
tblVehicleEF	UBUS	1.4740e-003	2.1500e-004
tblVehicleEF	UBUS	0.22	0.03
tblVehicleEF	UBUS	3.0000e-003	6.3130e-003
tblVehicleEF	UBUS	0.04	2.5860e-003
tblVehicleEF	UBUS	1.3550e-003	1.9700e-004
tblVehicleEF	UBUS	0.01	3.6430e-003
tblVehicleEF	UBUS	0.11	0.01
tblVehicleEF	UBUS	8.0770e-003	1.8680e-003
tblVehicleEF	UBUS	0.36	0.06
tblVehicleEF	UBUS	0.02	0.05

Merrill Commerce Center (Phase C Operations - Passenger Cars) - San Bernardino-South Coast County, Annual

tblVehicleEF	UBUS	0.93	0.06
tblVehicleEF	UBUS	9.2920e-003	3.7330e-003
tblVehicleEF	UBUS	1.5960e-003	1.5800e-004
tblVehicleEF	UBUS	0.01	3.6430e-003
tblVehicleEF	UBUS	0.11	0.01
tblVehicleEF	UBUS	8.0770e-003	1.8680e-003
tblVehicleEF	UBUS	1.85	4.30
tblVehicleEF	UBUS	0.02	0.05
tblVehicleEF	UBUS	1.02	0.07
tblVehicleEF	UBUS	1.45	4.21
tblVehicleEF	UBUS	0.08	0.02
tblVehicleEF	UBUS	7.27	32.80
tblVehicleEF	UBUS	11.92	1.37
tblVehicleEF	UBUS	1,786.94	1,717.18
tblVehicleEF	UBUS	140.81	16.32
tblVehicleEF	UBUS	3.67	0.36
tblVehicleEF	UBUS	0.51	0.08
tblVehicleEF	UBUS	0.01	0.03
tblVehicleEF	UBUS	0.04	2.7210e-003
tblVehicleEF	UBUS	1.4740e-003	2.1500e-004
tblVehicleEF	UBUS	0.22	0.03
tblVehicleEF	UBUS	3.0000e-003	6.3130e-003
tblVehicleEF	UBUS	0.04	2.5860e-003
tblVehicleEF	UBUS	1.3550e-003	1.9700e-004
tblVehicleEF	UBUS	7.5030e-003	1.9560e-003
tblVehicleEF	UBUS	0.11	0.01
tblVehicleEF	UBUS	3.5680e-003	8.2800e-004

Merrill Commerce Center (Phase C Operations - Passenger Cars) - San Bernardino-South Coast County, Annual

tblVehicleEF	UBUS	0.36	0.06
tblVehicleEF	UBUS	0.03	0.05
tblVehicleEF	UBUS	1.02	0.07
tblVehicleEF	UBUS	9.2910e-003	3.7330e-003
tblVehicleEF	UBUS	1.6260e-003	1.6200e-004
tblVehicleEF	UBUS	7.5030e-003	1.9560e-003
tblVehicleEF	UBUS	0.11	0.01
tblVehicleEF	UBUS	3.5680e-003	8.2800e-004
tblVehicleEF	UBUS	1.85	4.30
tblVehicleEF	UBUS	0.03	0.05
tblVehicleEF	UBUS	1.12	0.07
tblVehicleTrips	CC_TTP	28.00	0.00
tblVehicleTrips	CNW_TTP	13.00	0.00
tblVehicleTrips	CW_TL	16.60	16.50
tblVehicleTrips	CW_TTP	59.00	100.00
tblVehicleTrips	DV_TP	19.00	0.00
tblVehicleTrips	PB_TP	2.00	0.00
tblVehicleTrips	PR_TP	79.00	100.00
tblVehicleTrips	ST_TR	2.49	2.54
tblVehicleTrips	SU_TR	0.73	2.21
tblVehicleTrips	WD_TR	6.83	2.93

2.0 Emissions Summary

Merrill Commerce Center (Phase C Operations - Passenger Cars) - San Bernardino-South Coast County, Annual

2.1 Overall Construction

Unmitigated Construction

[illegible]

Mitigated Construction

[illegible][illegible]

Merrill Commerce Center (Phase C Operations - Passenger Cars) - San Bernardino-South Coast County, Annual

Quarter	Start Date	End Date	Maximum Unmitigated ROG + NOX (tons/quarter)	Maximum Mitigated ROG + NOX (tons/quarter)
		Highest		

2.2 Overall Operational**Unmitigated Operational**

	ROG	NOx	CO	SO2	Fugitive PM10	Exhaust PM10	PM10 Total	Fugitive PM2.5	Exhaust PM2.5	PM2.5 Total	Bio- CO2	NBio- CO2	Total CO2	CH4	N2O	CO2e
Category	tons/yr										MT/yr					
Area	5.8921	1.7000e-004	0.0184	0.0000		7.0000e-005	7.0000e-005		7.0000e-005	7.0000e-005	0.0000	0.0359	0.0359	9.0000e-005	0.0000	0.0382
Energy	0.0189	0.1717	0.1442	1.0300e-003		0.0131	0.0131		0.0131	0.0131	0.0000	3,630.3614	3,630.3614	0.1458	0.0328	3,643.7910
Mobile	1.3472	1.1438	19.2228	0.0687	8.9466	0.0361	8.9827	2.3751	0.0333	2.4083	0.0000	6,301.9688	6,301.9688	0.1165	0.0000	6,304.8808
Offroad	0.0918	0.7352	0.6821	2.9000e-003		0.0282	0.0282		0.0259	0.0259	0.0000	254.2168	254.2168	0.0822	0.0000	256.2723
Waste						0.0000	0.0000		0.0000	0.0000	362.7124	0.0000	362.7124	21.4357	0.0000	898.6046
Water						0.0000	0.0000		0.0000	0.0000	105.7189	1,382.4997	1,488.2186	10.9154	0.2682	1,841.0271
Total	7.3499	2.0508	20.0676	0.0727	8.9466	0.0774	9.0240	2.3751	0.0723	2.4474	468.4313	11,569.0825	12,037.5138	32.6957	0.3010	12,944.6140

Merrill Commerce Center (Phase C Operations - Passenger Cars) - San Bernardino-South Coast County, Annual

2.2 Overall Operational**Mitigated Operational**

	ROG	NOx	CO	SO2	Fugitive PM10	Exhaust PM10	PM10 Total	Fugitive PM2.5	Exhaust PM2.5	PM2.5 Total	Bio- CO2	NBio- CO2	Total CO2	CH4	N2O	CO2e
Category	tons/yr										MT/yr					
Area	5.8921	1.7000e-004	0.0184	0.0000		7.0000e-005	7.0000e-005		7.0000e-005	7.0000e-005	0.0000	0.0359	0.0359	9.0000e-005	0.0000	0.0382
Energy	0.0189	0.1717	0.1442	1.0300e-003		0.0131	0.0131		0.0131	0.0131	0.0000	3,630.3614	3,630.3614	0.1458	0.0328	3,643.7910
Mobile	1.3472	1.1438	19.2228	0.0687	8.9466	0.0361	8.9827	2.3751	0.0333	2.4083	0.0000	6,301.9688	6,301.9688	0.1165	0.0000	6,304.8808
Offroad	0.0918	0.7352	0.6821	2.9000e-003		0.0282	0.0282		0.0259	0.0259	0.0000	254.2168	254.2168	0.0822	0.0000	256.2723
Waste						0.0000	0.0000		0.0000	0.0000	362.7124	0.0000	362.7124	21.4357	0.0000	898.6046
Water						0.0000	0.0000		0.0000	0.0000	105.7189	1,382.4997	1,488.2186	10.9154	0.2682	1,841.0271
Total	7.3499	2.0508	20.0676	0.0727	8.9466	0.0774	9.0240	2.3751	0.0723	2.4474	468.4313	11,569.0825	12,037.5138	32.6957	0.3010	12,944.6140

	ROG	NOx	CO	SO2	Fugitive PM10	Exhaust PM10	PM10 Total	Fugitive PM2.5	Exhaust PM2.5	PM2.5 Total	Bio- CO2	NBio-CO2	Total CO2	CH4	N2O	CO2e
Percent Reduction	0.00	0.00	0.00	0.00	0.00	0.00	0.00	0.00	0.00	0.00	0.00	0.00	0.00	0.00	0.00	0.00

3.0 Construction Detail**Construction Phase**

Phase Number	Phase Name	Phase Type	Start Date	End Date	Num Days Week	Num Days	Phase Description
1	Demolition	Demolition	12/27/2025	12/29/2025	5	1	

Merrill Commerce Center (Phase C Operations - Passenger Cars) - San Bernardino-South Coast County, Annual

Acres of Grading (Site Preparation Phase): 0**Acres of Grading (Grading Phase): 0****Acres of Paving: 4.5****Residential Indoor: 0; Residential Outdoor: 0; Non-Residential Indoor: 0; Non-Residential Outdoor: 0; Striped Parking Area: 0 (Architectural Coating – sqft)****OffRoad Equipment**

Phase Name	Offroad Equipment Type	Amount	Usage Hours	Horse Power	Load Factor
Demolition	Concrete/Industrial Saws	0	8.00	81	0.73
Demolition	Excavators	0	8.00	158	0.38
Demolition	Rubber Tired Dozers	0	8.00	247	0.40

Trips and VMT

Phase Name	Offroad Equipment Count	Worker Trip Number	Vendor Trip Number	Hauling Trip Number	Worker Trip Length	Vendor Trip Length	Hauling Trip Length	Worker Vehicle Class	Vendor Vehicle Class	Hauling Vehicle Class
Demolition	0	0.00	0.00	0.00	14.70	6.90	20.00	LD_Mix	HDT_Mix	HHDT

3.1 Mitigation Measures Construction

Merrill Commerce Center (Phase C Operations - Passenger Cars) - San Bernardino-South Coast County, Annual

3.2 Demolition - 2025

Unmitigated Construction On-Site

[illegible]

Unmitigated Construction Off-Site

[illegible]

Merrill Commerce Center (Phase C Operations - Passenger Cars) - San Bernardino-South Coast County, Annual

3.2 Demolition - 2025**Mitigated Construction On-Site**

	ROG	NOx	CO	SO2	Fugitive PM10	Exhaust PM10	PM10 Total	Fugitive PM2.5	Exhaust PM2.5	PM2.5 Total	Bio- CO2	NBio- CO2	Total CO2	CH4	N2O	CO2e
Category	tons/yr										MT/yr					
Off-Road	0.0000	0.0000	0.0000	0.0000		0.0000	0.0000		0.0000	0.0000	0.0000	0.0000	0.0000	0.0000	0.0000	0.0000
Total	0.0000	0.0000	0.0000	0.0000		0.0000	0.0000		0.0000	0.0000	0.0000	0.0000	0.0000	0.0000	0.0000	0.0000

Mitigated Construction Off-Site

	ROG	NOx	CO	SO2	Fugitive PM10	Exhaust PM10	PM10 Total	Fugitive PM2.5	Exhaust PM2.5	PM2.5 Total	Bio- CO2	NBio- CO2	Total CO2	CH4	N2O	CO2e
Category	tons/yr										MT/yr					
Hauling	0.0000	0.0000	0.0000	0.0000	0.0000	0.0000	0.0000	0.0000	0.0000	0.0000	0.0000	0.0000	0.0000	0.0000	0.0000	0.0000
Vendor	0.0000	0.0000	0.0000	0.0000	0.0000	0.0000	0.0000	0.0000	0.0000	0.0000	0.0000	0.0000	0.0000	0.0000	0.0000	0.0000
Worker	0.0000	0.0000	0.0000	0.0000	0.0000	0.0000	0.0000	0.0000	0.0000	0.0000	0.0000	0.0000	0.0000	0.0000	0.0000	0.0000
Total	0.0000	0.0000	0.0000	0.0000	0.0000	0.0000	0.0000	0.0000	0.0000	0.0000	0.0000	0.0000	0.0000	0.0000	0.0000	0.0000

4.0 Operational Detail - Mobile

Merrill Commerce Center (Phase C Operations - Passenger Cars) - San Bernardino-South Coast County, Annual

4.1 Mitigation Measures Mobile

	ROG	NOx	CO	SO2	Fugitive PM10	Exhaust PM10	PM10 Total	Fugitive PM2.5	Exhaust PM2.5	PM2.5 Total	Bio- CO2	NBio- CO2	Total CO2	CH4	N2O	CO2e
Category	tons/yr										MT/yr					
Mitigated	1.3472	1.1438	19.2228	0.0687	8.9466	0.0361	8.9827	2.3751	0.0333	2.4083	0.0000	6,301.9688	6,301.9688	0.1165	0.0000	6,304.8808
Unmitigated	1.3472	1.1438	19.2228	0.0687	8.9466	0.0361	8.9827	2.3751	0.0333	2.4083	0.0000	6,301.9688	6,301.9688	0.1165	0.0000	6,304.8808

4.2 Trip Summary Information

Land Use	Average Daily Trip Rate			Unmitigated	Mitigated
	Weekday	Saturday	Sunday	Annual VMT	Annual VMT
Industrial Park	4,227.89	3,660.14	3184.61	24,010,461	24,010,461
Other Asphalt Surfaces	0.00	0.00	0.00		
Total	4,227.89	3,660.14	3,184.61	24,010,461	24,010,461

4.3 Trip Type Information

Land Use	Miles			Trip %			Trip Purpose %		
	H-W or C-W	H-S or C-C	H-O or C-NW	H-W or C-W	H-S or C-C	H-O or C-NW	Primary	Diverted	Pass-by
Industrial Park	16.50	8.40	6.90	100.00	0.00	0.00	100	0	0
Other Asphalt Surfaces	16.60	8.40	6.90	0.00	0.00	0.00	0	0	0

4.4 Fleet Mix

Merrill Commerce Center (Phase C Operations - Passenger Cars) - San Bernardino-South Coast County, Annual

Land Use	LDA	LDT1	LDT2	MDV	LHD1	LHD2	MHD	HHD	OBUS	UBUS	MCY	SBUS	MH
Industrial Park	0.634000	0.038900	0.206200	0.120900	0.000000	0.000000	0.000000	0.000000	0.000000	0.000000	0.000000	0.000000	0.000000
Other Asphalt Surfaces	0.563053	0.034533	0.183140	0.107369	0.012818	0.004557	0.018775	0.065829	0.001369	0.001425	0.005594	0.000793	0.000745

5.0 Energy Detail

Historical Energy Use: N

5.1 Mitigation Measures Energy

	ROG	NOx	CO	SO2	Fugitive PM10	Exhaust PM10	PM10 Total	Fugitive PM2.5	Exhaust PM2.5	PM2.5 Total	Bio- CO2	NBio- CO2	Total CO2	CH4	N2O	CO2e
Category	tons/yr										MT/yr					
Electricity Mitigated						0.0000	0.0000		0.0000	0.0000	0.0000	3,443.5010	3,443.5010	0.1422	0.0294	3,455.8203
Electricity Unmitigated						0.0000	0.0000		0.0000	0.0000	0.0000	3,443.5010	3,443.5010	0.1422	0.0294	3,455.8203
NaturalGas Mitigated	0.0189	0.1717	0.1442	1.0300e-003		0.0131	0.0131		0.0131	0.0131	0.0000	186.8603	186.8603	3.5800e-003	3.4300e-003	187.9707
NaturalGas Unmitigated	0.0189	0.1717	0.1442	1.0300e-003		0.0131	0.0131		0.0131	0.0131	0.0000	186.8603	186.8603	3.5800e-003	3.4300e-003	187.9707

Merrill Commerce Center (Phase C Operations - Passenger Cars) - San Bernardino-South Coast County, Annual

5.2 Energy by Land Use - NaturalGas**Unmitigated**

	NaturalGas Use	ROG	NOx	CO	SO2	Fugitive PM10	Exhaust PM10	PM10 Total	Fugitive PM2.5	Exhaust PM2.5	PM2.5 Total	Bio- CO2	NBio- CO2	Total CO2	CH4	N2O	CO2e
Land Use	kBTU/yr	tons/yr										MT/yr					
Industrial Park	3.50163e+006	0.0189	0.1717	0.1442	1.0300e-003		0.0131	0.0131		0.0131	0.0131	0.0000	186.8603	186.8603	3.5800e-003	3.4300e-003	187.9707
Other Asphalt Surfaces	0	0.0000	0.0000	0.0000	0.0000		0.0000	0.0000		0.0000	0.0000	0.0000	0.0000	0.0000	0.0000	0.0000	0.0000
Total		0.0189	0.1717	0.1442	1.0300e-003		0.0131	0.0131		0.0131	0.0131	0.0000	186.8603	186.8603	3.5800e-003	3.4300e-003	187.9707

Mitigated

	NaturalGas Use	ROG	NOx	CO	SO2	Fugitive PM10	Exhaust PM10	PM10 Total	Fugitive PM2.5	Exhaust PM2.5	PM2.5 Total	Bio- CO2	NBio- CO2	Total CO2	CH4	N2O	CO2e
Land Use	kBTU/yr	tons/yr										MT/yr					
Industrial Park	3.50163e+006	0.0189	0.1717	0.1442	1.0300e-003		0.0131	0.0131		0.0131	0.0131	0.0000	186.8603	186.8603	3.5800e-003	3.4300e-003	187.9707
Other Asphalt Surfaces	0	0.0000	0.0000	0.0000	0.0000		0.0000	0.0000		0.0000	0.0000	0.0000	0.0000	0.0000	0.0000	0.0000	0.0000
Total		0.0189	0.1717	0.1442	1.0300e-003		0.0131	0.0131		0.0131	0.0131	0.0000	186.8603	186.8603	3.5800e-003	3.4300e-003	187.9707

Merrill Commerce Center (Phase C Operations - Passenger Cars) - San Bernardino-South Coast County, Annual

5.3 Energy by Land Use - Electricity**Unmitigated**

	Electricity Use	Total CO2	CH4	N2O	CO2e
Land Use	kWh/yr	MT/yr			
Industrial Park	1.08075e+007	3,443.5010	0.1422	0.0294	3,455.8203
Other Asphalt Surfaces	0	0.0000	0.0000	0.0000	0.0000
Total		3,443.5010	0.1422	0.0294	3,455.8203

Mitigated

	Electricity Use	Total CO2	CH4	N2O	CO2e
Land Use	kWh/yr	MT/yr			
Industrial Park	1.08075e+007	3,443.5010	0.1422	0.0294	3,455.8203
Other Asphalt Surfaces	0	0.0000	0.0000	0.0000	0.0000
Total		3,443.5010	0.1422	0.0294	3,455.8203

6.0 Area Detail**6.1 Mitigation Measures Area**

Merrill Commerce Center (Phase C Operations - Passenger Cars) - San Bernardino-South Coast County, Annual

	ROG	NOx	CO	SO2	Fugitive PM10	Exhaust PM10	PM10 Total	Fugitive PM2.5	Exhaust PM2.5	PM2.5 Total	Bio- CO2	NBio- CO2	Total CO2	CH4	N2O	CO2e
Category	tons/yr										MT/yr					
Mitigated	5.8921	1.7000e-004	0.0184	0.0000		7.0000e-005	7.0000e-005		7.0000e-005	7.0000e-005	0.0000	0.0359	0.0359	9.0000e-005	0.0000	0.0382
Unmitigated	5.8921	1.7000e-004	0.0184	0.0000		7.0000e-005	7.0000e-005		7.0000e-005	7.0000e-005	0.0000	0.0359	0.0359	9.0000e-005	0.0000	0.0382

6.2 Area by SubCategory

Unmitigated

	ROG	NOx	CO	SO2	Fugitive PM10	Exhaust PM10	PM10 Total	Fugitive PM2.5	Exhaust PM2.5	PM2.5 Total	Bio- CO2	NBio- CO2	Total CO2	CH4	N2O	CO2e
SubCategory	tons/yr										MT/yr					
Architectural Coating	0.6706					0.0000	0.0000		0.0000	0.0000	0.0000	0.0000	0.0000	0.0000	0.0000	0.0000
Consumer Products	5.2197					0.0000	0.0000		0.0000	0.0000	0.0000	0.0000	0.0000	0.0000	0.0000	0.0000
Landscaping	1.6900e-003	1.7000e-004	0.0184	0.0000		7.0000e-005	7.0000e-005		7.0000e-005	7.0000e-005	0.0000	0.0359	0.0359	9.0000e-005	0.0000	0.0382
Total	5.8920	1.7000e-004	0.0184	0.0000		7.0000e-005	7.0000e-005		7.0000e-005	7.0000e-005	0.0000	0.0359	0.0359	9.0000e-005	0.0000	0.0382

Merrill Commerce Center (Phase C Operations - Passenger Cars) - San Bernardino-South Coast County, Annual

6.2 Area by SubCategory**Mitigated**

	ROG	NOx	CO	SO2	Fugitive PM10	Exhaust PM10	PM10 Total	Fugitive PM2.5	Exhaust PM2.5	PM2.5 Total	Bio- CO2	NBio- CO2	Total CO2	CH4	N2O	CO2e
SubCategory	tons/yr										MT/yr					
Architectural Coating	0.6706					0.0000	0.0000		0.0000	0.0000	0.0000	0.0000	0.0000	0.0000	0.0000	0.0000
Consumer Products	5.2197					0.0000	0.0000		0.0000	0.0000	0.0000	0.0000	0.0000	0.0000	0.0000	0.0000
Landscaping	1.6900e-003	1.7000e-004	0.0184	0.0000		7.0000e-005	7.0000e-005		7.0000e-005	7.0000e-005	0.0000	0.0359	0.0359	9.0000e-005	0.0000	0.0382
Total	5.8920	1.7000e-004	0.0184	0.0000		7.0000e-005	7.0000e-005		7.0000e-005	7.0000e-005	0.0000	0.0359	0.0359	9.0000e-005	0.0000	0.0382

7.0 Water Detail**7.1 Mitigation Measures Water**

Merrill Commerce Center (Phase C Operations - Passenger Cars) - San Bernardino-South Coast County, Annual

	Total CO2	CH4	N2O	CO2e
Category	MT/yr			
Mitigated	1,488.218 6	10.9154	0.2682	1,841.027 1
Unmitigated	1,488.218 6	10.9154	0.2682	1,841.027 1

7.2 Water by Land Use

Unmitigated

	Indoor/Outdoor Use	Total CO2	CH4	N2O	CO2e
Land Use	Mgal	MT/yr			
Industrial Park	333.231 / 0	1,488.218 6	10.9154	0.2682	1,841.027 1
Other Asphalt Surfaces	0 / 0	0.0000	0.0000	0.0000	0.0000
Total		1,488.218 6	10.9154	0.2682	1,841.027 1

Merrill Commerce Center (Phase C Operations - Passenger Cars) - San Bernardino-South Coast County, Annual

7.2 Water by Land Use**Mitigated**

	Indoor/Outdoor Use	Total CO2	CH4	N2O	CO2e
Land Use	Mgal	MT/yr			
Industrial Park	333.231 / 0	1,488.218 6	10.9154	0.2682	1,841.027 1
Other Asphalt Surfaces	0 / 0	0.0000	0.0000	0.0000	0.0000
Total		1,488.218 6	10.9154	0.2682	1,841.027 1

8.0 Waste Detail**8.1 Mitigation Measures Waste****Category/Year**

	Total CO2	CH4	N2O	CO2e
	MT/yr			
Mitigated	362.7124	21.4357	0.0000	898.6046
Unmitigated	362.7124	21.4357	0.0000	898.6046

Merrill Commerce Center (Phase C Operations - Passenger Cars) - San Bernardino-South Coast County, Annual

8.2 Waste by Land Use**Unmitigated**

	Waste Disposed	Total CO2	CH4	N2O	CO2e
Land Use	tons	MT/yr			
Industrial Park	1786.84	362.7124	21.4357	0.0000	898.6046
Other Asphalt Surfaces	0	0.0000	0.0000	0.0000	0.0000
Total		362.7124	21.4357	0.0000	898.6046

Mitigated

	Waste Disposed	Total CO2	CH4	N2O	CO2e
Land Use	tons	MT/yr			
Industrial Park	1786.84	362.7124	21.4357	0.0000	898.6046
Other Asphalt Surfaces	0	0.0000	0.0000	0.0000	0.0000
Total		362.7124	21.4357	0.0000	898.6046

9.0 Operational Offroad

Merrill Commerce Center (Phase C Operations - Passenger Cars) - San Bernardino-South Coast County, Annual

Equipment Type	Number	Hours/Day	Days/Year	Horse Power	Load Factor	Fuel Type
Tractors/Loaders/Backhoes	5	4.00	365	200	0.37	CNG

UnMitigated/Mitigated

	ROG	NOx	CO	SO2	Fugitive PM10	Exhaust PM10	PM10 Total	Fugitive PM2.5	Exhaust PM2.5	PM2.5 Total	Bio- CO2	NBio- CO2	Total CO2	CH4	N2O	CO2e
Equipment Type	tons/yr										MT/yr					
Tractors/Loaders/Backhoes	0.0918	0.7352	0.6821	2.9000e-003		0.0282	0.0282		0.0259	0.0259	0.0000	254.2168	254.2168	0.0822	0.0000	256.2723
Total	0.0918	0.7352	0.6821	2.9000e-003		0.0282	0.0282		0.0259	0.0259	0.0000	254.2168	254.2168	0.0822	0.0000	256.2723

10.0 Stationary Equipment**Fire Pumps and Emergency Generators**

Equipment Type	Number	Hours/Day	Hours/Year	Horse Power	Load Factor	Fuel Type
----------------	--------	-----------	------------	-------------	-------------	-----------

Boilers

Equipment Type	Number	Heat Input/Day	Heat Input/Year	Boiler Rating	Fuel Type
----------------	--------	----------------	-----------------	---------------	-----------

User Defined Equipment

Equipment Type	Number
----------------	--------

11.0 Vegetation

Merrill Commerce Center (Phase C Operations - Passenger Cars) - San Bernardino-South Coast County, Summer

Merrill Commerce Center (Phase C Operations - Passenger Cars)
San Bernardino-South Coast County, Summer

1.0 Project Characteristics

1.1 Land Usage

Land Uses	Size	Metric	Lot Acreage	Floor Surface Area	Population
Industrial Park	1,441.00	1000sqft	55.10	1,441,000.00	0
Other Asphalt Surfaces	4.50	Acre	4.50	196,020.00	0

1.2 Other Project Characteristics

Urbanization	Urban	Wind Speed (m/s)	2.2	Precipitation Freq (Days)	32
Climate Zone	10			Operational Year	2026
Utility Company	Southern California Edison				
CO2 Intensity (lb/MWhr)	702.44	CH4 Intensity (lb/MWhr)	0.029	N2O Intensity (lb/MWhr)	0.006

1.3 User Entered Comments & Non-Default Data

Merrill Commerce Center (Phase C Operations - Passenger Cars) - San Bernardino-South Coast County, Summer

Project Characteristics -

Land Use - PA1A=22.9 acres; PA3A=5.7 acres; PA4A=5.8 acres; PA5A=11.2 acres; PA6A=9.5 acres ROWD = 4.50 acres (total ROWD is 28.4 acres, the ROWD was split proportionally b/w each Phase)

Construction Phase - Operations Run Only.

Off-road Equipment - Operations Run Only.

Trips and VMT - Operations Run Only.

Vehicle Trips - Trip Rates based on information provided in the TIA (Urban Crossroads, 2019). Trip Length based on information provided in VMT Memo (Urban Crossroads, 2019)

Energy Use - The project will design building shells and building components to meet 2019 Title 24 Standards which expects 30% less energy for nonresidential uses.

Operational Off-Road Equipment - Based on SCAQMD High Cube Warehouse Truck Trip Study White Paper Summary of Business Survey Results (2014)

Fleet Mix - Passenger Car Fleet Mix consist of LDA, LDT1, LDT2, and MDV

Vehicle Emission Factors - EMFAC2017

Vehicle Emission Factors - EMFAC2017

Vehicle Emission Factors - EMFAC2017

Table Name	Column Name	Default Value	New Value
tblConstructionPhase	NumDays	70.00	1.00
tblEnergyUse	LightingElect	3.66	2.56
tblEnergyUse	T24E	3.07	2.15
tblEnergyUse	T24NG	3.47	2.43
tblFleetMix	HHD	0.07	0.00
tblFleetMix	LDA	0.56	0.63
tblFleetMix	LDT1	0.03	0.04
tblFleetMix	LDT2	0.18	0.21
tblFleetMix	LHD1	0.01	0.00
tblFleetMix	LHD2	4.5570e-003	0.00
tblFleetMix	MCY	5.5940e-003	0.00
tblFleetMix	MDV	0.11	0.12

Merrill Commerce Center (Phase C Operations - Passenger Cars) - San Bernardino-South Coast County, Summer

tblFleetMix	MH	7.4500e-004	0.00
tblFleetMix	MHD	0.02	0.00
tblFleetMix	OBUS	1.3690e-003	0.00
tblFleetMix	SBUS	7.9300e-004	0.00
tblFleetMix	UBUS	1.4250e-003	0.00
tblLandUse	LotAcreage	33.08	55.10
tblOffRoadEquipment	OffRoadEquipmentUnitAmount	1.00	0.00
tblOffRoadEquipment	OffRoadEquipmentUnitAmount	3.00	0.00
tblOffRoadEquipment	OffRoadEquipmentUnitAmount	2.00	0.00
tblOperationalOffRoadEquipment	OperDaysPerYear	260.00	365.00
tblOperationalOffRoadEquipment	OperFuelType	Diesel	CNG
tblOperationalOffRoadEquipment	OperHorsePower	97.00	200.00
tblOperationalOffRoadEquipment	OperHoursPerDay	8.00	4.00
tblOperationalOffRoadEquipment	OperOffRoadEquipmentNumber	0.00	5.00
tblVehicleEF	HHD	0.92	0.03
tblVehicleEF	HHD	0.04	0.05
tblVehicleEF	HHD	0.07	0.00
tblVehicleEF	HHD	2.17	8.62
tblVehicleEF	HHD	0.53	0.33
tblVehicleEF	HHD	1.59	2.0270e-003
tblVehicleEF	HHD	6,400.87	1,349.94
tblVehicleEF	HHD	1,416.89	1,232.49
tblVehicleEF	HHD	5.07	0.02
tblVehicleEF	HHD	18.23	7.03
tblVehicleEF	HHD	1.21	2.11
tblVehicleEF	HHD	4.4310e-003	2.8590e-003
tblVehicleEF	HHD	0.06	0.06

Merrill Commerce Center (Phase C Operations - Passenger Cars) - San Bernardino-South Coast County, Summer

tblVehicleEF	HHD	0.04	0.04
tblVehicleEF	HHD	5.1970e-003	0.03
tblVehicleEF	HHD	4.6000e-005	0.00
tblVehicleEF	HHD	4.2390e-003	2.7350e-003
tblVehicleEF	HHD	0.03	0.03
tblVehicleEF	HHD	8.8770e-003	8.9130e-003
tblVehicleEF	HHD	4.9720e-003	0.02
tblVehicleEF	HHD	4.3000e-005	0.00
tblVehicleEF	HHD	6.6000e-005	1.0000e-006
tblVehicleEF	HHD	2.4120e-003	4.5000e-005
tblVehicleEF	HHD	0.57	0.58
tblVehicleEF	HHD	4.1000e-005	1.0000e-006
tblVehicleEF	HHD	0.06	0.02
tblVehicleEF	HHD	1.5700e-004	2.2600e-004
tblVehicleEF	HHD	0.04	1.0000e-006
tblVehicleEF	HHD	0.06	0.01
tblVehicleEF	HHD	0.01	0.01
tblVehicleEF	HHD	7.7000e-005	0.00
tblVehicleEF	HHD	6.6000e-005	1.0000e-006
tblVehicleEF	HHD	2.4120e-003	4.5000e-005
tblVehicleEF	HHD	0.66	0.67
tblVehicleEF	HHD	4.1000e-005	1.0000e-006
tblVehicleEF	HHD	0.10	0.08
tblVehicleEF	HHD	1.5700e-004	2.2600e-004
tblVehicleEF	HHD	0.04	1.0000e-006
tblVehicleEF	HHD	0.87	0.03
tblVehicleEF	HHD	0.04	0.05

Merrill Commerce Center (Phase C Operations - Passenger Cars) - San Bernardino-South Coast County, Summer

tblVehicleEF	HHD	0.07	0.00
tblVehicleEF	HHD	1.58	8.50
tblVehicleEF	HHD	0.53	0.33
tblVehicleEF	HHD	1.49	1.8980e-003
tblVehicleEF	HHD	6,781.16	1,333.02
tblVehicleEF	HHD	1,416.89	1,232.49
tblVehicleEF	HHD	5.07	0.02
tblVehicleEF	HHD	18.81	6.69
tblVehicleEF	HHD	1.14	1.99
tblVehicleEF	HHD	3.7360e-003	2.5230e-003
tblVehicleEF	HHD	0.06	0.06
tblVehicleEF	HHD	0.04	0.04
tblVehicleEF	HHD	5.1970e-003	0.03
tblVehicleEF	HHD	4.6000e-005	0.00
tblVehicleEF	HHD	3.5740e-003	2.4140e-003
tblVehicleEF	HHD	0.03	0.03
tblVehicleEF	HHD	8.8770e-003	8.9130e-003
tblVehicleEF	HHD	4.9720e-003	0.02
tblVehicleEF	HHD	4.3000e-005	0.00
tblVehicleEF	HHD	1.2600e-004	3.0000e-006
tblVehicleEF	HHD	2.6840e-003	5.3000e-005
tblVehicleEF	HHD	0.54	0.62
tblVehicleEF	HHD	8.7000e-005	2.0000e-006
tblVehicleEF	HHD	0.06	0.02
tblVehicleEF	HHD	1.5900e-004	2.3200e-004
tblVehicleEF	HHD	0.03	1.0000e-006
tblVehicleEF	HHD	0.06	0.01

Merrill Commerce Center (Phase C Operations - Passenger Cars) - San Bernardino-South Coast County, Summer

tblVehicleEF	HHD	0.01	0.01
tblVehicleEF	HHD	7.5000e-005	0.00
tblVehicleEF	HHD	1.2600e-004	3.0000e-006
tblVehicleEF	HHD	2.6840e-003	5.3000e-005
tblVehicleEF	HHD	0.62	0.70
tblVehicleEF	HHD	8.7000e-005	2.0000e-006
tblVehicleEF	HHD	0.10	0.08
tblVehicleEF	HHD	1.5900e-004	2.3200e-004
tblVehicleEF	HHD	0.04	1.0000e-006
tblVehicleEF	HHD	0.99	0.02
tblVehicleEF	HHD	0.04	9.1900e-004
tblVehicleEF	HHD	0.07	0.00
tblVehicleEF	HHD	2.99	8.71
tblVehicleEF	HHD	0.53	0.18
tblVehicleEF	HHD	1.57	1.9980e-003
tblVehicleEF	HHD	5,875.72	1,360.46
tblVehicleEF	HHD	1,416.89	1,196.04
tblVehicleEF	HHD	5.07	0.02
tblVehicleEF	HHD	17.42	7.42
tblVehicleEF	HHD	1.19	2.06
tblVehicleEF	HHD	5.3910e-003	3.2050e-003
tblVehicleEF	HHD	0.06	0.06
tblVehicleEF	HHD	0.04	0.04
tblVehicleEF	HHD	5.1970e-003	0.03
tblVehicleEF	HHD	4.6000e-005	0.00
tblVehicleEF	HHD	5.1580e-003	3.0660e-003
tblVehicleEF	HHD	0.03	0.03

Merrill Commerce Center (Phase C Operations - Passenger Cars) - San Bernardino-South Coast County, Summer

tblVehicleEF	HHD	8.8770e-003	8.8160e-003
tblVehicleEF	HHD	4.9720e-003	0.02
tblVehicleEF	HHD	4.3000e-005	0.00
tblVehicleEF	HHD	6.3000e-005	2.0000e-006
tblVehicleEF	HHD	2.5730e-003	5.3000e-005
tblVehicleEF	HHD	0.62	0.53
tblVehicleEF	HHD	4.0000e-005	1.0000e-006
tblVehicleEF	HHD	0.06	0.02
tblVehicleEF	HHD	1.7100e-004	2.3800e-004
tblVehicleEF	HHD	0.03	1.0000e-006
tblVehicleEF	HHD	0.06	0.01
tblVehicleEF	HHD	0.01	0.01
tblVehicleEF	HHD	7.6000e-005	0.00
tblVehicleEF	HHD	6.3000e-005	2.0000e-006
tblVehicleEF	HHD	2.5730e-003	5.3000e-005
tblVehicleEF	HHD	0.71	0.61
tblVehicleEF	HHD	4.0000e-005	1.0000e-006
tblVehicleEF	HHD	0.10	0.02
tblVehicleEF	HHD	1.7100e-004	2.3800e-004
tblVehicleEF	HHD	0.04	1.0000e-006
tblVehicleEF	LDA	2.9340e-003	1.5350e-003
tblVehicleEF	LDA	3.4150e-003	0.04
tblVehicleEF	LDA	0.45	0.51
tblVehicleEF	LDA	0.84	1.86
tblVehicleEF	LDA	213.43	230.85
tblVehicleEF	LDA	48.75	47.39
tblVehicleEF	LDA	0.04	0.03

Merrill Commerce Center (Phase C Operations - Passenger Cars) - San Bernardino-South Coast County, Summer

tblVehicleEF	LDA	1.5620e-003	1.2160e-003
tblVehicleEF	LDA	2.2010e-003	1.5800e-003
tblVehicleEF	LDA	1.4380e-003	1.1200e-003
tblVehicleEF	LDA	2.0240e-003	1.4530e-003
tblVehicleEF	LDA	0.03	0.05
tblVehicleEF	LDA	0.08	0.08
tblVehicleEF	LDA	0.03	0.04
tblVehicleEF	LDA	7.3520e-003	5.4470e-003
tblVehicleEF	LDA	0.03	0.19
tblVehicleEF	LDA	0.05	0.16
tblVehicleEF	LDA	2.1370e-003	2.2840e-003
tblVehicleEF	LDA	5.0100e-004	4.6900e-004
tblVehicleEF	LDA	0.03	0.05
tblVehicleEF	LDA	0.08	0.08
tblVehicleEF	LDA	0.03	0.04
tblVehicleEF	LDA	0.01	7.9200e-003
tblVehicleEF	LDA	0.03	0.19
tblVehicleEF	LDA	0.05	0.17
tblVehicleEF	LDA	3.3380e-003	1.7620e-003
tblVehicleEF	LDA	2.8490e-003	0.03
tblVehicleEF	LDA	0.55	0.62
tblVehicleEF	LDA	0.69	1.55
tblVehicleEF	LDA	233.44	252.00
tblVehicleEF	LDA	48.75	46.82
tblVehicleEF	LDA	0.03	0.02
tblVehicleEF	LDA	1.5620e-003	1.2160e-003
tblVehicleEF	LDA	2.2010e-003	1.5800e-003

Merrill Commerce Center (Phase C Operations - Passenger Cars) - San Bernardino-South Coast County, Summer

tblVehicleEF	LDA	1.4380e-003	1.1200e-003
tblVehicleEF	LDA	2.0240e-003	1.4530e-003
tblVehicleEF	LDA	0.07	0.09
tblVehicleEF	LDA	0.09	0.09
tblVehicleEF	LDA	0.06	0.08
tblVehicleEF	LDA	8.3500e-003	6.1750e-003
tblVehicleEF	LDA	0.03	0.19
tblVehicleEF	LDA	0.04	0.13
tblVehicleEF	LDA	2.3380e-003	2.4930e-003
tblVehicleEF	LDA	4.9900e-004	4.6300e-004
tblVehicleEF	LDA	0.07	0.09
tblVehicleEF	LDA	0.09	0.09
tblVehicleEF	LDA	0.06	0.08
tblVehicleEF	LDA	0.01	8.9820e-003
tblVehicleEF	LDA	0.03	0.19
tblVehicleEF	LDA	0.04	0.15
tblVehicleEF	LDA	2.8580e-003	1.4980e-003
tblVehicleEF	LDA	3.3970e-003	0.04
tblVehicleEF	LDA	0.42	0.48
tblVehicleEF	LDA	0.83	1.83
tblVehicleEF	LDA	208.70	225.89
tblVehicleEF	LDA	48.75	47.34
tblVehicleEF	LDA	0.03	0.02
tblVehicleEF	LDA	1.5620e-003	1.2160e-003
tblVehicleEF	LDA	2.2010e-003	1.5800e-003
tblVehicleEF	LDA	1.4380e-003	1.1200e-003
tblVehicleEF	LDA	2.0240e-003	1.4530e-003

Merrill Commerce Center (Phase C Operations - Passenger Cars) - San Bernardino-South Coast County, Summer

tblVehicleEF	LDA	0.03	0.05
tblVehicleEF	LDA	0.09	0.09
tblVehicleEF	LDA	0.02	0.04
tblVehicleEF	LDA	7.1620e-003	5.3110e-003
tblVehicleEF	LDA	0.03	0.21
tblVehicleEF	LDA	0.05	0.16
tblVehicleEF	LDA	2.0890e-003	2.2350e-003
tblVehicleEF	LDA	5.0100e-004	4.6800e-004
tblVehicleEF	LDA	0.03	0.05
tblVehicleEF	LDA	0.09	0.09
tblVehicleEF	LDA	0.02	0.04
tblVehicleEF	LDA	0.01	7.7210e-003
tblVehicleEF	LDA	0.03	0.21
tblVehicleEF	LDA	0.05	0.17
tblVehicleEF	LDT1	8.7020e-003	3.9900e-003
tblVehicleEF	LDT1	0.01	0.06
tblVehicleEF	LDT1	1.05	0.92
tblVehicleEF	LDT1	2.38	2.06
tblVehicleEF	LDT1	274.34	275.61
tblVehicleEF	LDT1	62.78	57.91
tblVehicleEF	LDT1	0.11	0.07
tblVehicleEF	LDT1	2.2560e-003	1.6110e-003
tblVehicleEF	LDT1	3.0920e-003	2.1360e-003
tblVehicleEF	LDT1	2.0770e-003	1.4820e-003
tblVehicleEF	LDT1	2.8430e-003	1.9640e-003
tblVehicleEF	LDT1	0.14	0.13
tblVehicleEF	LDT1	0.25	0.19

Merrill Commerce Center (Phase C Operations - Passenger Cars) - San Bernardino-South Coast County, Summer

tblVehicleEF	LDT1	0.10	0.10
tblVehicleEF	LDT1	0.02	0.02
tblVehicleEF	LDT1	0.16	0.64
tblVehicleEF	LDT1	0.16	0.28
tblVehicleEF	LDT1	2.7560e-003	2.7270e-003
tblVehicleEF	LDT1	6.6900e-004	5.7300e-004
tblVehicleEF	LDT1	0.14	0.13
tblVehicleEF	LDT1	0.25	0.19
tblVehicleEF	LDT1	0.10	0.10
tblVehicleEF	LDT1	0.03	0.02
tblVehicleEF	LDT1	0.16	0.64
tblVehicleEF	LDT1	0.18	0.31
tblVehicleEF	LDT1	9.8170e-003	4.5340e-003
tblVehicleEF	LDT1	9.8840e-003	0.05
tblVehicleEF	LDT1	1.26	1.12
tblVehicleEF	LDT1	1.96	1.71
tblVehicleEF	LDT1	299.03	297.62
tblVehicleEF	LDT1	62.78	57.21
tblVehicleEF	LDT1	0.10	0.07
tblVehicleEF	LDT1	2.2560e-003	1.6110e-003
tblVehicleEF	LDT1	3.0920e-003	2.1360e-003
tblVehicleEF	LDT1	2.0770e-003	1.4820e-003
tblVehicleEF	LDT1	2.8430e-003	1.9640e-003
tblVehicleEF	LDT1	0.29	0.28
tblVehicleEF	LDT1	0.31	0.23
tblVehicleEF	LDT1	0.21	0.21
tblVehicleEF	LDT1	0.02	0.02

Merrill Commerce Center (Phase C Operations - Passenger Cars) - San Bernardino-South Coast County, Summer

tblVehicleEF	LDT1	0.16	0.64
tblVehicleEF	LDT1	0.13	0.23
tblVehicleEF	LDT1	3.0060e-003	2.9450e-003
tblVehicleEF	LDT1	6.6200e-004	5.6600e-004
tblVehicleEF	LDT1	0.29	0.28
tblVehicleEF	LDT1	0.31	0.23
tblVehicleEF	LDT1	0.21	0.21
tblVehicleEF	LDT1	0.04	0.03
tblVehicleEF	LDT1	0.16	0.64
tblVehicleEF	LDT1	0.15	0.26
tblVehicleEF	LDT1	8.4830e-003	3.9000e-003
tblVehicleEF	LDT1	0.01	0.06
tblVehicleEF	LDT1	1.00	0.88
tblVehicleEF	LDT1	2.35	2.02
tblVehicleEF	LDT1	268.53	270.39
tblVehicleEF	LDT1	62.78	57.85
tblVehicleEF	LDT1	0.10	0.07
tblVehicleEF	LDT1	2.2560e-003	1.6110e-003
tblVehicleEF	LDT1	3.0920e-003	2.1360e-003
tblVehicleEF	LDT1	2.0770e-003	1.4820e-003
tblVehicleEF	LDT1	2.8430e-003	1.9640e-003
tblVehicleEF	LDT1	0.14	0.14
tblVehicleEF	LDT1	0.29	0.21
tblVehicleEF	LDT1	0.09	0.09
tblVehicleEF	LDT1	0.02	0.02
tblVehicleEF	LDT1	0.19	0.75
tblVehicleEF	LDT1	0.16	0.28

Merrill Commerce Center (Phase C Operations - Passenger Cars) - San Bernardino-South Coast County, Summer

tblVehicleEF	LDT1	2.6970e-003	2.6760e-003
tblVehicleEF	LDT1	6.6900e-004	5.7200e-004
tblVehicleEF	LDT1	0.14	0.14
tblVehicleEF	LDT1	0.29	0.21
tblVehicleEF	LDT1	0.09	0.09
tblVehicleEF	LDT1	0.03	0.02
tblVehicleEF	LDT1	0.19	0.75
tblVehicleEF	LDT1	0.17	0.30
tblVehicleEF	LDT2	4.5410e-003	2.7750e-003
tblVehicleEF	LDT2	5.2250e-003	0.05
tblVehicleEF	LDT2	0.64	0.72
tblVehicleEF	LDT2	1.19	2.40
tblVehicleEF	LDT2	304.81	286.47
tblVehicleEF	LDT2	69.08	60.44
tblVehicleEF	LDT2	0.06	0.05
tblVehicleEF	LDT2	1.7220e-003	1.3040e-003
tblVehicleEF	LDT2	2.4350e-003	1.6720e-003
tblVehicleEF	LDT2	1.5840e-003	1.2000e-003
tblVehicleEF	LDT2	2.2390e-003	1.5370e-003
tblVehicleEF	LDT2	0.05	0.09
tblVehicleEF	LDT2	0.10	0.12
tblVehicleEF	LDT2	0.04	0.07
tblVehicleEF	LDT2	0.01	0.01
tblVehicleEF	LDT2	0.06	0.41
tblVehicleEF	LDT2	0.07	0.25
tblVehicleEF	LDT2	3.0530e-003	2.8340e-003
tblVehicleEF	LDT2	7.1100e-004	5.9800e-004

Merrill Commerce Center (Phase C Operations - Passenger Cars) - San Bernardino-South Coast County, Summer

tblVehicleEF	LDT2	0.05	0.09
tblVehicleEF	LDT2	0.10	0.12
tblVehicleEF	LDT2	0.04	0.07
tblVehicleEF	LDT2	0.02	0.02
tblVehicleEF	LDT2	0.06	0.41
tblVehicleEF	LDT2	0.08	0.27
tblVehicleEF	LDT2	5.1490e-003	3.1730e-003
tblVehicleEF	LDT2	4.3640e-003	0.05
tblVehicleEF	LDT2	0.78	0.88
tblVehicleEF	LDT2	0.99	1.99
tblVehicleEF	LDT2	332.67	307.21
tblVehicleEF	LDT2	69.08	59.66
tblVehicleEF	LDT2	0.05	0.05
tblVehicleEF	LDT2	1.7220e-003	1.3040e-003
tblVehicleEF	LDT2	2.4350e-003	1.6720e-003
tblVehicleEF	LDT2	1.5840e-003	1.2000e-003
tblVehicleEF	LDT2	2.2390e-003	1.5370e-003
tblVehicleEF	LDT2	0.11	0.17
tblVehicleEF	LDT2	0.12	0.14
tblVehicleEF	LDT2	0.09	0.15
tblVehicleEF	LDT2	0.01	0.01
tblVehicleEF	LDT2	0.06	0.41
tblVehicleEF	LDT2	0.06	0.21
tblVehicleEF	LDT2	3.3330e-003	3.0390e-003
tblVehicleEF	LDT2	7.0700e-004	5.9000e-004
tblVehicleEF	LDT2	0.11	0.17
tblVehicleEF	LDT2	0.12	0.14

Merrill Commerce Center (Phase C Operations - Passenger Cars) - San Bernardino-South Coast County, Summer

tblVehicleEF	LDT2	0.09	0.15
tblVehicleEF	LDT2	0.02	0.02
tblVehicleEF	LDT2	0.06	0.41
tblVehicleEF	LDT2	0.06	0.23
tblVehicleEF	LDT2	4.4250e-003	2.7100e-003
tblVehicleEF	LDT2	5.1960e-003	0.05
tblVehicleEF	LDT2	0.60	0.68
tblVehicleEF	LDT2	1.17	2.36
tblVehicleEF	LDT2	298.26	281.56
tblVehicleEF	LDT2	69.08	60.37
tblVehicleEF	LDT2	0.06	0.05
tblVehicleEF	LDT2	1.7220e-003	1.3040e-003
tblVehicleEF	LDT2	2.4350e-003	1.6720e-003
tblVehicleEF	LDT2	1.5840e-003	1.2000e-003
tblVehicleEF	LDT2	2.2390e-003	1.5370e-003
tblVehicleEF	LDT2	0.05	0.08
tblVehicleEF	LDT2	0.11	0.13
tblVehicleEF	LDT2	0.04	0.07
tblVehicleEF	LDT2	0.01	0.01
tblVehicleEF	LDT2	0.07	0.48
tblVehicleEF	LDT2	0.07	0.25
tblVehicleEF	LDT2	2.9870e-003	2.7850e-003
tblVehicleEF	LDT2	7.1000e-004	5.9700e-004
tblVehicleEF	LDT2	0.05	0.08
tblVehicleEF	LDT2	0.11	0.13
tblVehicleEF	LDT2	0.04	0.07
tblVehicleEF	LDT2	0.02	0.02

Merrill Commerce Center (Phase C Operations - Passenger Cars) - San Bernardino-South Coast County, Summer

tblVehicleEF	LDT2	0.07	0.48
tblVehicleEF	LDT2	0.08	0.27
tblVehicleEF	LHD1	4.5150e-003	4.3860e-003
tblVehicleEF	LHD1	8.0690e-003	4.3340e-003
tblVehicleEF	LHD1	0.02	0.01
tblVehicleEF	LHD1	0.14	0.17
tblVehicleEF	LHD1	0.74	0.58
tblVehicleEF	LHD1	2.07	0.92
tblVehicleEF	LHD1	9.20	9.02
tblVehicleEF	LHD1	588.15	612.33
tblVehicleEF	LHD1	28.17	10.03
tblVehicleEF	LHD1	0.08	0.07
tblVehicleEF	LHD1	1.54	1.01
tblVehicleEF	LHD1	9.4500e-004	9.9000e-004
tblVehicleEF	LHD1	0.01	0.01
tblVehicleEF	LHD1	0.01	8.8180e-003
tblVehicleEF	LHD1	7.9100e-004	2.2400e-004
tblVehicleEF	LHD1	9.0400e-004	9.4700e-004
tblVehicleEF	LHD1	2.5790e-003	2.5040e-003
tblVehicleEF	LHD1	0.01	8.4140e-003
tblVehicleEF	LHD1	7.2700e-004	2.0600e-004
tblVehicleEF	LHD1	3.2690e-003	2.5580e-003
tblVehicleEF	LHD1	0.10	0.07
tblVehicleEF	LHD1	0.02	0.02
tblVehicleEF	LHD1	1.6680e-003	1.2900e-003
tblVehicleEF	LHD1	0.07	0.05
tblVehicleEF	LHD1	0.34	0.52

Merrill Commerce Center (Phase C Operations - Passenger Cars) - San Bernardino-South Coast County, Summer

tblVehicleEF	LHD1	0.21	0.06
tblVehicleEF	LHD1	9.1000e-005	8.7000e-005
tblVehicleEF	LHD1	5.7560e-003	5.9570e-003
tblVehicleEF	LHD1	3.2100e-004	9.9000e-005
tblVehicleEF	LHD1	3.2690e-003	2.5580e-003
tblVehicleEF	LHD1	0.10	0.07
tblVehicleEF	LHD1	0.02	0.03
tblVehicleEF	LHD1	1.6680e-003	1.2900e-003
tblVehicleEF	LHD1	0.08	0.06
tblVehicleEF	LHD1	0.34	0.52
tblVehicleEF	LHD1	0.23	0.07
tblVehicleEF	LHD1	4.5150e-003	4.4000e-003
tblVehicleEF	LHD1	8.2390e-003	4.4160e-003
tblVehicleEF	LHD1	0.01	0.01
tblVehicleEF	LHD1	0.14	0.17
tblVehicleEF	LHD1	0.75	0.59
tblVehicleEF	LHD1	1.94	0.86
tblVehicleEF	LHD1	9.20	9.02
tblVehicleEF	LHD1	588.15	612.35
tblVehicleEF	LHD1	28.17	9.93
tblVehicleEF	LHD1	0.08	0.07
tblVehicleEF	LHD1	1.44	0.94
tblVehicleEF	LHD1	9.4500e-004	9.9000e-004
tblVehicleEF	LHD1	0.01	0.01
tblVehicleEF	LHD1	0.01	8.8180e-003
tblVehicleEF	LHD1	7.9100e-004	2.2400e-004
tblVehicleEF	LHD1	9.0400e-004	9.4700e-004

Merrill Commerce Center (Phase C Operations - Passenger Cars) - San Bernardino-South Coast County, Summer

tblVehicleEF	LHD1	2.5790e-003	2.5040e-003
tblVehicleEF	LHD1	0.01	8.4140e-003
tblVehicleEF	LHD1	7.2700e-004	2.0600e-004
tblVehicleEF	LHD1	6.3950e-003	5.0260e-003
tblVehicleEF	LHD1	0.12	0.09
tblVehicleEF	LHD1	0.02	0.02
tblVehicleEF	LHD1	3.6780e-003	2.8810e-003
tblVehicleEF	LHD1	0.07	0.05
tblVehicleEF	LHD1	0.35	0.53
tblVehicleEF	LHD1	0.20	0.06
tblVehicleEF	LHD1	9.1000e-005	8.7000e-005
tblVehicleEF	LHD1	5.7570e-003	5.9580e-003
tblVehicleEF	LHD1	3.1800e-004	9.8000e-005
tblVehicleEF	LHD1	6.3950e-003	5.0260e-003
tblVehicleEF	LHD1	0.12	0.09
tblVehicleEF	LHD1	0.02	0.03
tblVehicleEF	LHD1	3.6780e-003	2.8810e-003
tblVehicleEF	LHD1	0.08	0.06
tblVehicleEF	LHD1	0.35	0.53
tblVehicleEF	LHD1	0.22	0.06
tblVehicleEF	LHD1	4.5150e-003	4.3890e-003
tblVehicleEF	LHD1	8.0880e-003	4.3430e-003
tblVehicleEF	LHD1	0.02	0.01
tblVehicleEF	LHD1	0.14	0.17
tblVehicleEF	LHD1	0.74	0.58
tblVehicleEF	LHD1	2.04	0.90
tblVehicleEF	LHD1	9.20	9.02

Merrill Commerce Center (Phase C Operations - Passenger Cars) - San Bernardino-South Coast County, Summer

tblVehicleEF	LHD1	588.15	612.33
tblVehicleEF	LHD1	28.17	10.01
tblVehicleEF	LHD1	0.08	0.07
tblVehicleEF	LHD1	1.51	0.99
tblVehicleEF	LHD1	9.4500e-004	9.9000e-004
tblVehicleEF	LHD1	0.01	0.01
tblVehicleEF	LHD1	0.01	8.8180e-003
tblVehicleEF	LHD1	7.9100e-004	2.2400e-004
tblVehicleEF	LHD1	9.0400e-004	9.4700e-004
tblVehicleEF	LHD1	2.5790e-003	2.5040e-003
tblVehicleEF	LHD1	0.01	8.4140e-003
tblVehicleEF	LHD1	7.2700e-004	2.0600e-004
tblVehicleEF	LHD1	3.4680e-003	2.7570e-003
tblVehicleEF	LHD1	0.12	0.09
tblVehicleEF	LHD1	0.02	0.02
tblVehicleEF	LHD1	1.6320e-003	1.2680e-003
tblVehicleEF	LHD1	0.07	0.05
tblVehicleEF	LHD1	0.37	0.56
tblVehicleEF	LHD1	0.21	0.06
tblVehicleEF	LHD1	9.1000e-005	8.7000e-005
tblVehicleEF	LHD1	5.7560e-003	5.9570e-003
tblVehicleEF	LHD1	3.2000e-004	9.9000e-005
tblVehicleEF	LHD1	3.4680e-003	2.7570e-003
tblVehicleEF	LHD1	0.12	0.09
tblVehicleEF	LHD1	0.02	0.03
tblVehicleEF	LHD1	1.6320e-003	1.2680e-003
tblVehicleEF	LHD1	0.08	0.06

Merrill Commerce Center (Phase C Operations - Passenger Cars) - San Bernardino-South Coast County, Summer

tblVehicleEF	LHD1	0.37	0.56
tblVehicleEF	LHD1	0.22	0.07
tblVehicleEF	LHD2	3.0190e-003	2.9450e-003
tblVehicleEF	LHD2	3.0020e-003	3.0680e-003
tblVehicleEF	LHD2	5.3750e-003	7.2680e-003
tblVehicleEF	LHD2	0.12	0.13
tblVehicleEF	LHD2	0.32	0.39
tblVehicleEF	LHD2	0.99	0.52
tblVehicleEF	LHD2	14.02	14.10
tblVehicleEF	LHD2	590.99	612.80
tblVehicleEF	LHD2	23.05	7.09
tblVehicleEF	LHD2	0.09	0.10
tblVehicleEF	LHD2	0.79	1.09
tblVehicleEF	LHD2	1.1800e-003	1.4530e-003
tblVehicleEF	LHD2	0.01	0.01
tblVehicleEF	LHD2	9.5980e-003	0.01
tblVehicleEF	LHD2	3.5700e-004	1.0800e-004
tblVehicleEF	LHD2	1.1290e-003	1.3900e-003
tblVehicleEF	LHD2	2.7000e-003	2.7060e-003
tblVehicleEF	LHD2	9.1720e-003	0.01
tblVehicleEF	LHD2	3.2900e-004	1.0000e-004
tblVehicleEF	LHD2	1.0100e-003	1.2570e-003
tblVehicleEF	LHD2	0.03	0.04
tblVehicleEF	LHD2	0.01	0.02
tblVehicleEF	LHD2	5.7600e-004	6.9200e-004
tblVehicleEF	LHD2	0.04	0.05
tblVehicleEF	LHD2	0.06	0.22

Merrill Commerce Center (Phase C Operations - Passenger Cars) - San Bernardino-South Coast County, Summer

tblVehicleEF	LHD2	0.07	0.04
tblVehicleEF	LHD2	1.3700e-004	1.3500e-004
tblVehicleEF	LHD2	5.7450e-003	5.9080e-003
tblVehicleEF	LHD2	2.4800e-004	7.0000e-005
tblVehicleEF	LHD2	1.0100e-003	1.2570e-003
tblVehicleEF	LHD2	0.03	0.04
tblVehicleEF	LHD2	0.02	0.02
tblVehicleEF	LHD2	5.7600e-004	6.9200e-004
tblVehicleEF	LHD2	0.05	0.06
tblVehicleEF	LHD2	0.06	0.22
tblVehicleEF	LHD2	0.08	0.04
tblVehicleEF	LHD2	3.0190e-003	2.9540e-003
tblVehicleEF	LHD2	3.0350e-003	3.0940e-003
tblVehicleEF	LHD2	5.1530e-003	6.9430e-003
tblVehicleEF	LHD2	0.12	0.13
tblVehicleEF	LHD2	0.32	0.40
tblVehicleEF	LHD2	0.93	0.49
tblVehicleEF	LHD2	14.02	14.10
tblVehicleEF	LHD2	590.99	612.80
tblVehicleEF	LHD2	23.05	7.04
tblVehicleEF	LHD2	0.09	0.10
tblVehicleEF	LHD2	0.74	1.03
tblVehicleEF	LHD2	1.1800e-003	1.4530e-003
tblVehicleEF	LHD2	0.01	0.01
tblVehicleEF	LHD2	9.5980e-003	0.01
tblVehicleEF	LHD2	3.5700e-004	1.0800e-004
tblVehicleEF	LHD2	1.1290e-003	1.3900e-003

Merrill Commerce Center (Phase C Operations - Passenger Cars) - San Bernardino-South Coast County, Summer

tblVehicleEF	LHD2	2.7000e-003	2.7060e-003
tblVehicleEF	LHD2	9.1720e-003	0.01
tblVehicleEF	LHD2	3.2900e-004	1.0000e-004
tblVehicleEF	LHD2	1.9350e-003	2.4210e-003
tblVehicleEF	LHD2	0.03	0.04
tblVehicleEF	LHD2	0.01	0.02
tblVehicleEF	LHD2	1.2190e-003	1.4810e-003
tblVehicleEF	LHD2	0.04	0.05
tblVehicleEF	LHD2	0.06	0.22
tblVehicleEF	LHD2	0.07	0.03
tblVehicleEF	LHD2	1.3700e-004	1.3500e-004
tblVehicleEF	LHD2	5.7450e-003	5.9080e-003
tblVehicleEF	LHD2	2.4700e-004	7.0000e-005
tblVehicleEF	LHD2	1.9350e-003	2.4210e-003
tblVehicleEF	LHD2	0.03	0.04
tblVehicleEF	LHD2	0.02	0.02
tblVehicleEF	LHD2	1.2190e-003	1.4810e-003
tblVehicleEF	LHD2	0.05	0.06
tblVehicleEF	LHD2	0.06	0.22
tblVehicleEF	LHD2	0.08	0.04
tblVehicleEF	LHD2	3.0190e-003	2.9470e-003
tblVehicleEF	LHD2	3.0060e-003	3.0710e-003
tblVehicleEF	LHD2	5.3330e-003	7.2070e-003
tblVehicleEF	LHD2	0.12	0.13
tblVehicleEF	LHD2	0.32	0.39
tblVehicleEF	LHD2	0.97	0.52
tblVehicleEF	LHD2	14.02	14.10

Merrill Commerce Center (Phase C Operations - Passenger Cars) - San Bernardino-South Coast County, Summer

tblVehicleEF	LHD2	590.99	612.80
tblVehicleEF	LHD2	23.05	7.08
tblVehicleEF	LHD2	0.09	0.10
tblVehicleEF	LHD2	0.77	1.07
tblVehicleEF	LHD2	1.1800e-003	1.4530e-003
tblVehicleEF	LHD2	0.01	0.01
tblVehicleEF	LHD2	9.5980e-003	0.01
tblVehicleEF	LHD2	3.5700e-004	1.0800e-004
tblVehicleEF	LHD2	1.1290e-003	1.3900e-003
tblVehicleEF	LHD2	2.7000e-003	2.7060e-003
tblVehicleEF	LHD2	9.1720e-003	0.01
tblVehicleEF	LHD2	3.2900e-004	1.0000e-004
tblVehicleEF	LHD2	1.0020e-003	1.2650e-003
tblVehicleEF	LHD2	0.03	0.04
tblVehicleEF	LHD2	0.01	0.02
tblVehicleEF	LHD2	5.6100e-004	6.7200e-004
tblVehicleEF	LHD2	0.04	0.05
tblVehicleEF	LHD2	0.07	0.24
tblVehicleEF	LHD2	0.07	0.03
tblVehicleEF	LHD2	1.3700e-004	1.3500e-004
tblVehicleEF	LHD2	5.7450e-003	5.9080e-003
tblVehicleEF	LHD2	2.4800e-004	7.0000e-005
tblVehicleEF	LHD2	1.0020e-003	1.2650e-003
tblVehicleEF	LHD2	0.03	0.04
tblVehicleEF	LHD2	0.02	0.02
tblVehicleEF	LHD2	5.6100e-004	6.7200e-004
tblVehicleEF	LHD2	0.05	0.06

Merrill Commerce Center (Phase C Operations - Passenger Cars) - San Bernardino-South Coast County, Summer

tblVehicleEF	LHD2	0.07	0.24
tblVehicleEF	LHD2	0.08	0.04
tblVehicleEF	MCY	0.44	0.32
tblVehicleEF	MCY	0.15	0.25
tblVehicleEF	MCY	19.12	19.37
tblVehicleEF	MCY	10.00	8.87
tblVehicleEF	MCY	170.19	210.88
tblVehicleEF	MCY	44.81	60.33
tblVehicleEF	MCY	1.15	1.15
tblVehicleEF	MCY	2.0020e-003	1.9620e-003
tblVehicleEF	MCY	3.3000e-003	2.8020e-003
tblVehicleEF	MCY	1.8700e-003	1.8320e-003
tblVehicleEF	MCY	3.0980e-003	2.6300e-003
tblVehicleEF	MCY	1.43	1.45
tblVehicleEF	MCY	0.79	0.81
tblVehicleEF	MCY	0.77	0.78
tblVehicleEF	MCY	2.17	2.18
tblVehicleEF	MCY	0.44	1.74
tblVehicleEF	MCY	2.11	1.87
tblVehicleEF	MCY	2.0780e-003	2.0870e-003
tblVehicleEF	MCY	6.7400e-004	5.9700e-004
tblVehicleEF	MCY	1.43	1.45
tblVehicleEF	MCY	0.79	0.81
tblVehicleEF	MCY	0.77	0.78
tblVehicleEF	MCY	2.69	2.70
tblVehicleEF	MCY	0.44	1.74
tblVehicleEF	MCY	2.29	2.03

Merrill Commerce Center (Phase C Operations - Passenger Cars) - San Bernardino-South Coast County, Summer

tblVehicleEF	MCY	0.43	0.32
tblVehicleEF	MCY	0.13	0.21
tblVehicleEF	MCY	19.26	19.51
tblVehicleEF	MCY	9.04	7.97
tblVehicleEF	MCY	170.19	210.93
tblVehicleEF	MCY	44.81	58.05
tblVehicleEF	MCY	0.98	0.98
tblVehicleEF	MCY	2.0020e-003	1.9620e-003
tblVehicleEF	MCY	3.3000e-003	2.8020e-003
tblVehicleEF	MCY	1.8700e-003	1.8320e-003
tblVehicleEF	MCY	3.0980e-003	2.6300e-003
tblVehicleEF	MCY	3.08	3.13
tblVehicleEF	MCY	1.21	1.26
tblVehicleEF	MCY	2.05	2.08
tblVehicleEF	MCY	2.12	2.13
tblVehicleEF	MCY	0.44	1.74
tblVehicleEF	MCY	1.82	1.60
tblVehicleEF	MCY	2.0780e-003	2.0870e-003
tblVehicleEF	MCY	6.4900e-004	5.7400e-004
tblVehicleEF	MCY	3.08	3.13
tblVehicleEF	MCY	1.21	1.26
tblVehicleEF	MCY	2.05	2.08
tblVehicleEF	MCY	2.64	2.64
tblVehicleEF	MCY	0.44	1.74
tblVehicleEF	MCY	1.98	1.75
tblVehicleEF	MCY	0.44	0.32
tblVehicleEF	MCY	0.15	0.24

Merrill Commerce Center (Phase C Operations - Passenger Cars) - San Bernardino-South Coast County, Summer

tblVehicleEF	MCY	18.32	18.54
tblVehicleEF	MCY	9.65	8.53
tblVehicleEF	MCY	170.19	209.44
tblVehicleEF	MCY	44.81	59.57
tblVehicleEF	MCY	1.11	1.11
tblVehicleEF	MCY	2.0020e-003	1.9620e-003
tblVehicleEF	MCY	3.3000e-003	2.8020e-003
tblVehicleEF	MCY	1.8700e-003	1.8320e-003
tblVehicleEF	MCY	3.0980e-003	2.6300e-003
tblVehicleEF	MCY	1.68	1.70
tblVehicleEF	MCY	1.05	1.07
tblVehicleEF	MCY	0.69	0.70
tblVehicleEF	MCY	2.14	2.14
tblVehicleEF	MCY	0.50	2.00
tblVehicleEF	MCY	2.04	1.80
tblVehicleEF	MCY	2.0640e-003	2.0730e-003
tblVehicleEF	MCY	6.6600e-004	5.9000e-004
tblVehicleEF	MCY	1.68	1.70
tblVehicleEF	MCY	1.05	1.07
tblVehicleEF	MCY	0.69	0.70
tblVehicleEF	MCY	2.65	2.66
tblVehicleEF	MCY	0.50	2.00
tblVehicleEF	MCY	2.22	1.96
tblVehicleEF	MDV	8.5490e-003	3.4430e-003
tblVehicleEF	MDV	0.01	0.06
tblVehicleEF	MDV	0.97	0.80
tblVehicleEF	MDV	2.26	2.68

Merrill Commerce Center (Phase C Operations - Passenger Cars) - San Bernardino-South Coast County, Summer

tblVehicleEF	MDV	424.40	358.68
tblVehicleEF	MDV	95.54	75.12
tblVehicleEF	MDV	0.12	0.07
tblVehicleEF	MDV	1.7550e-003	1.3620e-003
tblVehicleEF	MDV	2.3950e-003	1.6900e-003
tblVehicleEF	MDV	1.6170e-003	1.2560e-003
tblVehicleEF	MDV	2.2020e-003	1.5540e-003
tblVehicleEF	MDV	0.09	0.11
tblVehicleEF	MDV	0.18	0.15
tblVehicleEF	MDV	0.08	0.09
tblVehicleEF	MDV	0.02	0.01
tblVehicleEF	MDV	0.10	0.46
tblVehicleEF	MDV	0.17	0.31
tblVehicleEF	MDV	4.2490e-003	3.5450e-003
tblVehicleEF	MDV	9.9500e-004	7.4300e-004
tblVehicleEF	MDV	0.09	0.11
tblVehicleEF	MDV	0.18	0.15
tblVehicleEF	MDV	0.08	0.09
tblVehicleEF	MDV	0.03	0.02
tblVehicleEF	MDV	0.10	0.46
tblVehicleEF	MDV	0.18	0.34
tblVehicleEF	MDV	9.6990e-003	3.9420e-003
tblVehicleEF	MDV	0.01	0.06
tblVehicleEF	MDV	1.19	0.97
tblVehicleEF	MDV	1.87	2.22
tblVehicleEF	MDV	461.94	380.41
tblVehicleEF	MDV	95.54	74.23

Merrill Commerce Center (Phase C Operations - Passenger Cars) - San Bernardino-South Coast County, Summer

tblVehicleEF	MDV	0.10	0.06
tblVehicleEF	MDV	1.7550e-003	1.3620e-003
tblVehicleEF	MDV	2.3950e-003	1.6900e-003
tblVehicleEF	MDV	1.6170e-003	1.2560e-003
tblVehicleEF	MDV	2.2020e-003	1.5540e-003
tblVehicleEF	MDV	0.18	0.21
tblVehicleEF	MDV	0.20	0.17
tblVehicleEF	MDV	0.16	0.19
tblVehicleEF	MDV	0.02	0.02
tblVehicleEF	MDV	0.10	0.46
tblVehicleEF	MDV	0.14	0.26
tblVehicleEF	MDV	4.6270e-003	3.7610e-003
tblVehicleEF	MDV	9.8800e-004	7.3500e-004
tblVehicleEF	MDV	0.18	0.21
tblVehicleEF	MDV	0.20	0.17
tblVehicleEF	MDV	0.16	0.19
tblVehicleEF	MDV	0.04	0.02
tblVehicleEF	MDV	0.10	0.46
tblVehicleEF	MDV	0.15	0.28
tblVehicleEF	MDV	8.3240e-003	3.3580e-003
tblVehicleEF	MDV	0.01	0.06
tblVehicleEF	MDV	0.92	0.75
tblVehicleEF	MDV	2.23	2.64
tblVehicleEF	MDV	415.65	353.53
tblVehicleEF	MDV	95.54	75.05
tblVehicleEF	MDV	0.11	0.06
tblVehicleEF	MDV	1.7550e-003	1.3620e-003

Merrill Commerce Center (Phase C Operations - Passenger Cars) - San Bernardino-South Coast County, Summer

tblVehicleEF	MDV	2.3950e-003	1.6900e-003
tblVehicleEF	MDV	1.6170e-003	1.2560e-003
tblVehicleEF	MDV	2.2020e-003	1.5540e-003
tblVehicleEF	MDV	0.09	0.10
tblVehicleEF	MDV	0.19	0.16
tblVehicleEF	MDV	0.07	0.09
tblVehicleEF	MDV	0.02	0.01
tblVehicleEF	MDV	0.12	0.53
tblVehicleEF	MDV	0.16	0.31
tblVehicleEF	MDV	4.1610e-003	3.4950e-003
tblVehicleEF	MDV	9.9400e-004	7.4300e-004
tblVehicleEF	MDV	0.09	0.10
tblVehicleEF	MDV	0.19	0.16
tblVehicleEF	MDV	0.07	0.09
tblVehicleEF	MDV	0.03	0.02
tblVehicleEF	MDV	0.12	0.53
tblVehicleEF	MDV	0.18	0.34
tblVehicleEF	MH	0.02	3.4970e-003
tblVehicleEF	MH	0.02	0.00
tblVehicleEF	MH	1.71	0.32
tblVehicleEF	MH	5.12	0.00
tblVehicleEF	MH	1,044.82	918.79
tblVehicleEF	MH	58.27	0.00
tblVehicleEF	MH	1.20	3.97
tblVehicleEF	MH	0.01	0.02
tblVehicleEF	MH	0.03	0.12
tblVehicleEF	MH	9.8200e-004	0.00

Merrill Commerce Center (Phase C Operations - Passenger Cars) - San Bernardino-South Coast County, Summer

tblVehicleEF	MH	3.2250e-003	4.0000e-003
tblVehicleEF	MH	0.03	0.11
tblVehicleEF	MH	9.0300e-004	0.00
tblVehicleEF	MH	1.16	0.00
tblVehicleEF	MH	0.07	0.00
tblVehicleEF	MH	0.41	0.00
tblVehicleEF	MH	0.07	0.08
tblVehicleEF	MH	0.03	0.00
tblVehicleEF	MH	0.30	0.00
tblVehicleEF	MH	0.01	8.6860e-003
tblVehicleEF	MH	6.7200e-004	0.00
tblVehicleEF	MH	1.16	0.00
tblVehicleEF	MH	0.07	0.00
tblVehicleEF	MH	0.41	0.00
tblVehicleEF	MH	0.09	0.09
tblVehicleEF	MH	0.03	0.00
tblVehicleEF	MH	0.33	0.00
tblVehicleEF	MH	0.02	3.4970e-003
tblVehicleEF	MH	0.02	0.00
tblVehicleEF	MH	1.77	0.32
tblVehicleEF	MH	4.67	0.00
tblVehicleEF	MH	1,044.82	918.79
tblVehicleEF	MH	58.27	0.00
tblVehicleEF	MH	1.10	3.73
tblVehicleEF	MH	0.01	0.02
tblVehicleEF	MH	0.03	0.12
tblVehicleEF	MH	9.8200e-004	0.00

Merrill Commerce Center (Phase C Operations - Passenger Cars) - San Bernardino-South Coast County, Summer

tblVehicleEF	MH	3.2250e-003	4.0000e-003
tblVehicleEF	MH	0.03	0.11
tblVehicleEF	MH	9.0300e-004	0.00
tblVehicleEF	MH	2.28	0.00
tblVehicleEF	MH	0.09	0.00
tblVehicleEF	MH	0.97	0.00
tblVehicleEF	MH	0.07	0.08
tblVehicleEF	MH	0.03	0.00
tblVehicleEF	MH	0.28	0.00
tblVehicleEF	MH	0.01	8.6860e-003
tblVehicleEF	MH	6.6400e-004	0.00
tblVehicleEF	MH	2.28	0.00
tblVehicleEF	MH	0.09	0.00
tblVehicleEF	MH	0.97	0.00
tblVehicleEF	MH	0.09	0.09
tblVehicleEF	MH	0.03	0.00
tblVehicleEF	MH	0.31	0.00
tblVehicleEF	MH	0.02	3.4970e-003
tblVehicleEF	MH	0.02	0.00
tblVehicleEF	MH	1.71	0.32
tblVehicleEF	MH	5.07	0.00
tblVehicleEF	MH	1,044.82	918.79
tblVehicleEF	MH	58.27	0.00
tblVehicleEF	MH	1.17	3.90
tblVehicleEF	MH	0.01	0.02
tblVehicleEF	MH	0.03	0.12
tblVehicleEF	MH	9.8200e-004	0.00

Merrill Commerce Center (Phase C Operations - Passenger Cars) - San Bernardino-South Coast County, Summer

tblVehicleEF	MH	3.2250e-003	4.0000e-003
tblVehicleEF	MH	0.03	0.11
tblVehicleEF	MH	9.0300e-004	0.00
tblVehicleEF	MH	1.34	0.00
tblVehicleEF	MH	0.09	0.00
tblVehicleEF	MH	0.43	0.00
tblVehicleEF	MH	0.07	0.08
tblVehicleEF	MH	0.03	0.00
tblVehicleEF	MH	0.30	0.00
tblVehicleEF	MH	0.01	8.6860e-003
tblVehicleEF	MH	6.7100e-004	0.00
tblVehicleEF	MH	1.34	0.00
tblVehicleEF	MH	0.09	0.00
tblVehicleEF	MH	0.43	0.00
tblVehicleEF	MH	0.09	0.09
tblVehicleEF	MH	0.03	0.00
tblVehicleEF	MH	0.32	0.00
tblVehicleEF	MHD	0.02	2.9940e-003
tblVehicleEF	MHD	2.1980e-003	9.6000e-004
tblVehicleEF	MHD	0.04	7.1190e-003
tblVehicleEF	MHD	0.29	0.33
tblVehicleEF	MHD	0.20	0.13
tblVehicleEF	MHD	3.68	0.75
tblVehicleEF	MHD	158.15	61.88
tblVehicleEF	MHD	1,094.62	924.73
tblVehicleEF	MHD	48.60	7.15
tblVehicleEF	MHD	0.42	0.33

Merrill Commerce Center (Phase C Operations - Passenger Cars) - San Bernardino-South Coast County, Summer

tblVehicleEF	MHD	0.62	1.01
tblVehicleEF	MHD	8.1000e-005	2.0700e-004
tblVehicleEF	MHD	2.7670e-003	7.7130e-003
tblVehicleEF	MHD	6.4800e-004	8.3000e-005
tblVehicleEF	MHD	7.7000e-005	1.9800e-004
tblVehicleEF	MHD	2.6430e-003	7.3750e-003
tblVehicleEF	MHD	5.9600e-004	7.6000e-005
tblVehicleEF	MHD	9.1200e-004	4.0900e-004
tblVehicleEF	MHD	0.03	0.01
tblVehicleEF	MHD	0.02	0.01
tblVehicleEF	MHD	5.0100e-004	2.2400e-004
tblVehicleEF	MHD	0.03	9.7180e-003
tblVehicleEF	MHD	0.01	0.08
tblVehicleEF	MHD	0.23	0.04
tblVehicleEF	MHD	1.5190e-003	5.8700e-004
tblVehicleEF	MHD	0.01	8.8120e-003
tblVehicleEF	MHD	5.5000e-004	7.1000e-005
tblVehicleEF	MHD	9.1200e-004	4.0900e-004
tblVehicleEF	MHD	0.03	0.01
tblVehicleEF	MHD	0.03	0.02
tblVehicleEF	MHD	5.0100e-004	2.2400e-004
tblVehicleEF	MHD	0.03	0.01
tblVehicleEF	MHD	0.01	0.08
tblVehicleEF	MHD	0.25	0.04
tblVehicleEF	MHD	0.01	2.8540e-003
tblVehicleEF	MHD	2.2250e-003	9.7900e-004
tblVehicleEF	MHD	0.04	6.7960e-003

Merrill Commerce Center (Phase C Operations - Passenger Cars) - San Bernardino-South Coast County, Summer

tblVehicleEF	MHD	0.21	0.29
tblVehicleEF	MHD	0.20	0.13
tblVehicleEF	MHD	3.44	0.70
tblVehicleEF	MHD	167.52	61.59
tblVehicleEF	MHD	1,094.62	924.73
tblVehicleEF	MHD	48.60	7.06
tblVehicleEF	MHD	0.44	0.32
tblVehicleEF	MHD	0.58	0.95
tblVehicleEF	MHD	6.8000e-005	1.7800e-004
tblVehicleEF	MHD	2.7670e-003	7.7130e-003
tblVehicleEF	MHD	6.4800e-004	8.3000e-005
tblVehicleEF	MHD	6.5000e-005	1.7000e-004
tblVehicleEF	MHD	2.6430e-003	7.3750e-003
tblVehicleEF	MHD	5.9600e-004	7.6000e-005
tblVehicleEF	MHD	1.7790e-003	7.9800e-004
tblVehicleEF	MHD	0.04	0.02
tblVehicleEF	MHD	0.02	0.01
tblVehicleEF	MHD	1.1090e-003	4.9600e-004
tblVehicleEF	MHD	0.03	9.7970e-003
tblVehicleEF	MHD	0.01	0.08
tblVehicleEF	MHD	0.22	0.03
tblVehicleEF	MHD	1.6070e-003	5.8400e-004
tblVehicleEF	MHD	0.01	8.8120e-003
tblVehicleEF	MHD	5.4600e-004	7.0000e-005
tblVehicleEF	MHD	1.7790e-003	7.9800e-004
tblVehicleEF	MHD	0.04	0.02
tblVehicleEF	MHD	0.03	0.02

Merrill Commerce Center (Phase C Operations - Passenger Cars) - San Bernardino-South Coast County, Summer

tblVehicleEF	MHD	1.1090e-003	4.9600e-004
tblVehicleEF	MHD	0.03	0.01
tblVehicleEF	MHD	0.01	0.08
tblVehicleEF	MHD	0.24	0.04
tblVehicleEF	MHD	0.02	3.2040e-003
tblVehicleEF	MHD	2.2010e-003	9.6100e-004
tblVehicleEF	MHD	0.04	7.0350e-003
tblVehicleEF	MHD	0.40	0.39
tblVehicleEF	MHD	0.20	0.13
tblVehicleEF	MHD	3.62	0.74
tblVehicleEF	MHD	145.20	62.28
tblVehicleEF	MHD	1,094.62	924.73
tblVehicleEF	MHD	48.60	7.13
tblVehicleEF	MHD	0.40	0.35
tblVehicleEF	MHD	0.61	0.99
tblVehicleEF	MHD	9.8000e-005	2.4800e-004
tblVehicleEF	MHD	2.7670e-003	7.7130e-003
tblVehicleEF	MHD	6.4800e-004	8.3000e-005
tblVehicleEF	MHD	9.4000e-005	2.3700e-004
tblVehicleEF	MHD	2.6430e-003	7.3750e-003
tblVehicleEF	MHD	5.9600e-004	7.6000e-005
tblVehicleEF	MHD	9.3500e-004	4.2100e-004
tblVehicleEF	MHD	0.03	0.02
tblVehicleEF	MHD	0.02	0.02
tblVehicleEF	MHD	4.8700e-004	2.1800e-004
tblVehicleEF	MHD	0.03	9.7270e-003
tblVehicleEF	MHD	0.01	0.08

Merrill Commerce Center (Phase C Operations - Passenger Cars) - San Bernardino-South Coast County, Summer

tblVehicleEF	MHD	0.22	0.04
tblVehicleEF	MHD	1.3960e-003	5.9100e-004
tblVehicleEF	MHD	0.01	8.8120e-003
tblVehicleEF	MHD	5.4900e-004	7.1000e-005
tblVehicleEF	MHD	9.3500e-004	4.2100e-004
tblVehicleEF	MHD	0.03	0.02
tblVehicleEF	MHD	0.03	0.02
tblVehicleEF	MHD	4.8700e-004	2.1800e-004
tblVehicleEF	MHD	0.03	0.01
tblVehicleEF	MHD	0.01	0.08
tblVehicleEF	MHD	0.25	0.04
tblVehicleEF	OBUS	0.01	8.9910e-003
tblVehicleEF	OBUS	5.5880e-003	5.0340e-003
tblVehicleEF	OBUS	0.02	0.02
tblVehicleEF	OBUS	0.24	0.52
tblVehicleEF	OBUS	0.37	0.59
tblVehicleEF	OBUS	5.06	2.45
tblVehicleEF	OBUS	67.58	67.60
tblVehicleEF	OBUS	1,116.49	1,365.08
tblVehicleEF	OBUS	69.55	20.25
tblVehicleEF	OBUS	0.13	0.25
tblVehicleEF	OBUS	0.43	0.85
tblVehicleEF	OBUS	1.2000e-005	8.5000e-005
tblVehicleEF	OBUS	2.0510e-003	6.3820e-003
tblVehicleEF	OBUS	9.6400e-004	2.3500e-004
tblVehicleEF	OBUS	1.1000e-005	8.1000e-005
tblVehicleEF	OBUS	1.9380e-003	6.0850e-003

Merrill Commerce Center (Phase C Operations - Passenger Cars) - San Bernardino-South Coast County, Summer

tblVehicleEF	OBUS	8.8700e-004	2.1600e-004
tblVehicleEF	OBUS	1.8580e-003	2.6690e-003
tblVehicleEF	OBUS	0.02	0.03
tblVehicleEF	OBUS	0.03	0.05
tblVehicleEF	OBUS	8.2500e-004	1.1300e-003
tblVehicleEF	OBUS	0.03	0.03
tblVehicleEF	OBUS	0.05	0.32
tblVehicleEF	OBUS	0.32	0.12
tblVehicleEF	OBUS	6.5700e-004	6.4500e-004
tblVehicleEF	OBUS	0.01	0.01
tblVehicleEF	OBUS	7.8400e-004	2.0000e-004
tblVehicleEF	OBUS	1.8580e-003	2.6690e-003
tblVehicleEF	OBUS	0.02	0.03
tblVehicleEF	OBUS	0.04	0.06
tblVehicleEF	OBUS	8.2500e-004	1.1300e-003
tblVehicleEF	OBUS	0.03	0.04
tblVehicleEF	OBUS	0.05	0.32
tblVehicleEF	OBUS	0.35	0.13
tblVehicleEF	OBUS	0.01	9.0700e-003
tblVehicleEF	OBUS	5.7260e-003	5.1780e-003
tblVehicleEF	OBUS	0.02	0.02
tblVehicleEF	OBUS	0.24	0.52
tblVehicleEF	OBUS	0.38	0.60
tblVehicleEF	OBUS	4.64	2.25
tblVehicleEF	OBUS	70.58	66.89
tblVehicleEF	OBUS	1,116.49	1,365.10
tblVehicleEF	OBUS	69.55	19.90

Merrill Commerce Center (Phase C Operations - Passenger Cars) - San Bernardino-South Coast County, Summer

tblVehicleEF	OBUS	0.13	0.24
tblVehicleEF	OBUS	0.40	0.78
tblVehicleEF	OBUS	1.0000e-005	7.5000e-005
tblVehicleEF	OBUS	2.0510e-003	6.3820e-003
tblVehicleEF	OBUS	9.6400e-004	2.3500e-004
tblVehicleEF	OBUS	1.0000e-005	7.2000e-005
tblVehicleEF	OBUS	1.9380e-003	6.0850e-003
tblVehicleEF	OBUS	8.8700e-004	2.1600e-004
tblVehicleEF	OBUS	3.5980e-003	5.1580e-003
tblVehicleEF	OBUS	0.02	0.03
tblVehicleEF	OBUS	0.03	0.05
tblVehicleEF	OBUS	1.8620e-003	2.5390e-003
tblVehicleEF	OBUS	0.03	0.03
tblVehicleEF	OBUS	0.05	0.32
tblVehicleEF	OBUS	0.30	0.11
tblVehicleEF	OBUS	6.8600e-004	6.3800e-004
tblVehicleEF	OBUS	0.01	0.01
tblVehicleEF	OBUS	7.7700e-004	1.9700e-004
tblVehicleEF	OBUS	3.5980e-003	5.1580e-003
tblVehicleEF	OBUS	0.02	0.03
tblVehicleEF	OBUS	0.04	0.07
tblVehicleEF	OBUS	1.8620e-003	2.5390e-003
tblVehicleEF	OBUS	0.04	0.04
tblVehicleEF	OBUS	0.05	0.32
tblVehicleEF	OBUS	0.33	0.12
tblVehicleEF	OBUS	0.01	8.9240e-003
tblVehicleEF	OBUS	5.6030e-003	5.0500e-003

Merrill Commerce Center (Phase C Operations - Passenger Cars) - San Bernardino-South Coast County, Summer

tblVehicleEF	OBUS	0.02	0.02
tblVehicleEF	OBUS	0.25	0.52
tblVehicleEF	OBUS	0.37	0.59
tblVehicleEF	OBUS	5.03	2.43
tblVehicleEF	OBUS	63.44	68.58
tblVehicleEF	OBUS	1,116.49	1,365.08
tblVehicleEF	OBUS	69.55	20.22
tblVehicleEF	OBUS	0.12	0.27
tblVehicleEF	OBUS	0.42	0.83
tblVehicleEF	OBUS	1.4000e-005	9.8000e-005
tblVehicleEF	OBUS	2.0510e-003	6.3820e-003
tblVehicleEF	OBUS	9.6400e-004	2.3500e-004
tblVehicleEF	OBUS	1.4000e-005	9.4000e-005
tblVehicleEF	OBUS	1.9380e-003	6.0850e-003
tblVehicleEF	OBUS	8.8700e-004	2.1600e-004
tblVehicleEF	OBUS	1.8980e-003	2.7930e-003
tblVehicleEF	OBUS	0.02	0.03
tblVehicleEF	OBUS	0.03	0.05
tblVehicleEF	OBUS	8.1700e-004	1.1300e-003
tblVehicleEF	OBUS	0.03	0.03
tblVehicleEF	OBUS	0.05	0.34
tblVehicleEF	OBUS	0.31	0.12
tblVehicleEF	OBUS	6.1800e-004	6.5400e-004
tblVehicleEF	OBUS	0.01	0.01
tblVehicleEF	OBUS	7.8400e-004	2.0000e-004
tblVehicleEF	OBUS	1.8980e-003	2.7930e-003
tblVehicleEF	OBUS	0.02	0.03

Merrill Commerce Center (Phase C Operations - Passenger Cars) - San Bernardino-South Coast County, Summer

tblVehicleEF	OBUS	0.04	0.06
tblVehicleEF	OBUS	8.1700e-004	1.1300e-003
tblVehicleEF	OBUS	0.03	0.04
tblVehicleEF	OBUS	0.05	0.34
tblVehicleEF	OBUS	0.34	0.13
tblVehicleEF	SBUS	0.82	0.05
tblVehicleEF	SBUS	7.8130e-003	5.3990e-003
tblVehicleEF	SBUS	0.06	4.5740e-003
tblVehicleEF	SBUS	6.12	2.19
tblVehicleEF	SBUS	0.49	0.47
tblVehicleEF	SBUS	5.01	0.59
tblVehicleEF	SBUS	1,203.07	329.54
tblVehicleEF	SBUS	1,105.95	1,067.20
tblVehicleEF	SBUS	41.30	3.57
tblVehicleEF	SBUS	8.58	2.94
tblVehicleEF	SBUS	3.25	4.02
tblVehicleEF	SBUS	6.6860e-003	2.6920e-003
tblVehicleEF	SBUS	0.01	0.01
tblVehicleEF	SBUS	0.02	0.02
tblVehicleEF	SBUS	6.3200e-004	3.8000e-005
tblVehicleEF	SBUS	6.3970e-003	2.5760e-003
tblVehicleEF	SBUS	2.7260e-003	2.7350e-003
tblVehicleEF	SBUS	0.02	0.02
tblVehicleEF	SBUS	5.8100e-004	3.5000e-005
tblVehicleEF	SBUS	3.1550e-003	8.0900e-004
tblVehicleEF	SBUS	0.02	6.0880e-003
tblVehicleEF	SBUS	0.72	0.23

Merrill Commerce Center (Phase C Operations - Passenger Cars) - San Bernardino-South Coast County, Summer

tblVehicleEF	SBUS	1.5070e-003	4.0900e-004
tblVehicleEF	SBUS	0.09	0.08
tblVehicleEF	SBUS	9.7290e-003	0.04
tblVehicleEF	SBUS	0.26	0.03
tblVehicleEF	SBUS	0.01	3.1350e-003
tblVehicleEF	SBUS	0.01	0.01
tblVehicleEF	SBUS	5.0000e-004	3.5000e-005
tblVehicleEF	SBUS	3.1550e-003	8.0900e-004
tblVehicleEF	SBUS	0.02	6.0880e-003
tblVehicleEF	SBUS	1.04	0.32
tblVehicleEF	SBUS	1.5070e-003	4.0900e-004
tblVehicleEF	SBUS	0.11	0.09
tblVehicleEF	SBUS	9.7290e-003	0.04
tblVehicleEF	SBUS	0.29	0.03
tblVehicleEF	SBUS	0.82	0.05
tblVehicleEF	SBUS	7.9420e-003	5.4670e-003
tblVehicleEF	SBUS	0.05	3.7780e-003
tblVehicleEF	SBUS	6.01	2.16
tblVehicleEF	SBUS	0.50	0.47
tblVehicleEF	SBUS	3.43	0.42
tblVehicleEF	SBUS	1,262.44	335.12
tblVehicleEF	SBUS	1,105.95	1,067.21
tblVehicleEF	SBUS	41.30	3.27
tblVehicleEF	SBUS	8.85	2.98
tblVehicleEF	SBUS	3.05	3.77
tblVehicleEF	SBUS	5.6360e-003	2.2790e-003
tblVehicleEF	SBUS	0.01	0.01

Merrill Commerce Center (Phase C Operations - Passenger Cars) - San Bernardino-South Coast County, Summer

tblVehicleEF	SBUS	0.02	0.02
tblVehicleEF	SBUS	6.3200e-004	3.8000e-005
tblVehicleEF	SBUS	5.3920e-003	2.1800e-003
tblVehicleEF	SBUS	2.7260e-003	2.7350e-003
tblVehicleEF	SBUS	0.02	0.02
tblVehicleEF	SBUS	5.8100e-004	3.5000e-005
tblVehicleEF	SBUS	5.9800e-003	1.4630e-003
tblVehicleEF	SBUS	0.02	6.3280e-003
tblVehicleEF	SBUS	0.72	0.23
tblVehicleEF	SBUS	3.2100e-003	7.8800e-004
tblVehicleEF	SBUS	0.09	0.08
tblVehicleEF	SBUS	8.8900e-003	0.03
tblVehicleEF	SBUS	0.21	0.02
tblVehicleEF	SBUS	0.01	3.1880e-003
tblVehicleEF	SBUS	0.01	0.01
tblVehicleEF	SBUS	4.7300e-004	3.2000e-005
tblVehicleEF	SBUS	5.9800e-003	1.4630e-003
tblVehicleEF	SBUS	0.02	6.3280e-003
tblVehicleEF	SBUS	1.04	0.32
tblVehicleEF	SBUS	3.2100e-003	7.8800e-004
tblVehicleEF	SBUS	0.11	0.09
tblVehicleEF	SBUS	8.8900e-003	0.03
tblVehicleEF	SBUS	0.24	0.02
tblVehicleEF	SBUS	0.82	0.05
tblVehicleEF	SBUS	7.8160e-003	5.3960e-003
tblVehicleEF	SBUS	0.06	4.6760e-003
tblVehicleEF	SBUS	6.28	2.24

Merrill Commerce Center (Phase C Operations - Passenger Cars) - San Bernardino-South Coast County, Summer

tblVehicleEF	SBUS	0.49	0.46
tblVehicleEF	SBUS	5.06	0.61
tblVehicleEF	SBUS	1,121.07	321.84
tblVehicleEF	SBUS	1,105.95	1,067.20
tblVehicleEF	SBUS	41.30	3.59
tblVehicleEF	SBUS	8.20	2.88
tblVehicleEF	SBUS	3.20	3.96
tblVehicleEF	SBUS	8.1350e-003	3.2630e-003
tblVehicleEF	SBUS	0.01	0.01
tblVehicleEF	SBUS	0.02	0.02
tblVehicleEF	SBUS	6.3200e-004	3.8000e-005
tblVehicleEF	SBUS	7.7830e-003	3.1220e-003
tblVehicleEF	SBUS	2.7260e-003	2.7350e-003
tblVehicleEF	SBUS	0.02	0.02
tblVehicleEF	SBUS	5.8100e-004	3.5000e-005
tblVehicleEF	SBUS	3.0260e-003	7.5100e-004
tblVehicleEF	SBUS	0.02	6.2180e-003
tblVehicleEF	SBUS	0.73	0.23
tblVehicleEF	SBUS	1.4810e-003	4.0900e-004
tblVehicleEF	SBUS	0.09	0.08
tblVehicleEF	SBUS	0.01	0.04
tblVehicleEF	SBUS	0.27	0.03
tblVehicleEF	SBUS	0.01	3.0620e-003
tblVehicleEF	SBUS	0.01	0.01
tblVehicleEF	SBUS	5.0000e-004	3.6000e-005
tblVehicleEF	SBUS	3.0260e-003	7.5100e-004
tblVehicleEF	SBUS	0.02	6.2180e-003

Merrill Commerce Center (Phase C Operations - Passenger Cars) - San Bernardino-South Coast County, Summer

tblVehicleEF	SBUS	1.05	0.32
tblVehicleEF	SBUS	1.4810e-003	4.0900e-004
tblVehicleEF	SBUS	0.11	0.09
tblVehicleEF	SBUS	0.01	0.04
tblVehicleEF	SBUS	0.29	0.03
tblVehicleEF	UBUS	1.45	4.21
tblVehicleEF	UBUS	0.08	0.02
tblVehicleEF	UBUS	7.26	32.80
tblVehicleEF	UBUS	12.29	1.40
tblVehicleEF	UBUS	1,786.94	1,717.18
tblVehicleEF	UBUS	140.81	16.38
tblVehicleEF	UBUS	3.74	0.36
tblVehicleEF	UBUS	0.51	0.08
tblVehicleEF	UBUS	0.01	0.03
tblVehicleEF	UBUS	0.04	2.7210e-003
tblVehicleEF	UBUS	1.4740e-003	2.1500e-004
tblVehicleEF	UBUS	0.22	0.03
tblVehicleEF	UBUS	3.0000e-003	6.3130e-003
tblVehicleEF	UBUS	0.04	2.5860e-003
tblVehicleEF	UBUS	1.3550e-003	1.9700e-004
tblVehicleEF	UBUS	6.8450e-003	1.9240e-003
tblVehicleEF	UBUS	0.09	0.01
tblVehicleEF	UBUS	3.4980e-003	8.4100e-004
tblVehicleEF	UBUS	0.36	0.06
tblVehicleEF	UBUS	0.02	0.05
tblVehicleEF	UBUS	1.04	0.07
tblVehicleEF	UBUS	9.2910e-003	3.7330e-003

Merrill Commerce Center (Phase C Operations - Passenger Cars) - San Bernardino-South Coast County, Summer

tblVehicleEF	UBUS	1.6330e-003	1.6200e-004
tblVehicleEF	UBUS	6.8450e-003	1.9240e-003
tblVehicleEF	UBUS	0.09	0.01
tblVehicleEF	UBUS	3.4980e-003	8.4100e-004
tblVehicleEF	UBUS	1.85	4.30
tblVehicleEF	UBUS	0.02	0.05
tblVehicleEF	UBUS	1.13	0.08
tblVehicleEF	UBUS	1.45	4.21
tblVehicleEF	UBUS	0.07	0.02
tblVehicleEF	UBUS	7.32	32.80
tblVehicleEF	UBUS	10.15	1.15
tblVehicleEF	UBUS	1,786.94	1,717.18
tblVehicleEF	UBUS	140.81	15.96
tblVehicleEF	UBUS	3.47	0.36
tblVehicleEF	UBUS	0.51	0.08
tblVehicleEF	UBUS	0.01	0.03
tblVehicleEF	UBUS	0.04	2.7210e-003
tblVehicleEF	UBUS	1.4740e-003	2.1500e-004
tblVehicleEF	UBUS	0.22	0.03
tblVehicleEF	UBUS	3.0000e-003	6.3130e-003
tblVehicleEF	UBUS	0.04	2.5860e-003
tblVehicleEF	UBUS	1.3550e-003	1.9700e-004
tblVehicleEF	UBUS	0.01	3.6430e-003
tblVehicleEF	UBUS	0.11	0.01
tblVehicleEF	UBUS	8.0770e-003	1.8680e-003
tblVehicleEF	UBUS	0.36	0.06
tblVehicleEF	UBUS	0.02	0.05

Merrill Commerce Center (Phase C Operations - Passenger Cars) - San Bernardino-South Coast County, Summer

tblVehicleEF	UBUS	0.93	0.06
tblVehicleEF	UBUS	9.2920e-003	3.7330e-003
tblVehicleEF	UBUS	1.5960e-003	1.5800e-004
tblVehicleEF	UBUS	0.01	3.6430e-003
tblVehicleEF	UBUS	0.11	0.01
tblVehicleEF	UBUS	8.0770e-003	1.8680e-003
tblVehicleEF	UBUS	1.85	4.30
tblVehicleEF	UBUS	0.02	0.05
tblVehicleEF	UBUS	1.02	0.07
tblVehicleEF	UBUS	1.45	4.21
tblVehicleEF	UBUS	0.08	0.02
tblVehicleEF	UBUS	7.27	32.80
tblVehicleEF	UBUS	11.92	1.37
tblVehicleEF	UBUS	1,786.94	1,717.18
tblVehicleEF	UBUS	140.81	16.32
tblVehicleEF	UBUS	3.67	0.36
tblVehicleEF	UBUS	0.51	0.08
tblVehicleEF	UBUS	0.01	0.03
tblVehicleEF	UBUS	0.04	2.7210e-003
tblVehicleEF	UBUS	1.4740e-003	2.1500e-004
tblVehicleEF	UBUS	0.22	0.03
tblVehicleEF	UBUS	3.0000e-003	6.3130e-003
tblVehicleEF	UBUS	0.04	2.5860e-003
tblVehicleEF	UBUS	1.3550e-003	1.9700e-004
tblVehicleEF	UBUS	7.5030e-003	1.9560e-003
tblVehicleEF	UBUS	0.11	0.01
tblVehicleEF	UBUS	3.5680e-003	8.2800e-004

Merrill Commerce Center (Phase C Operations - Passenger Cars) - San Bernardino-South Coast County, Summer

tblVehicleEF	UBUS	0.36	0.06
tblVehicleEF	UBUS	0.03	0.05
tblVehicleEF	UBUS	1.02	0.07
tblVehicleEF	UBUS	9.2910e-003	3.7330e-003
tblVehicleEF	UBUS	1.6260e-003	1.6200e-004
tblVehicleEF	UBUS	7.5030e-003	1.9560e-003
tblVehicleEF	UBUS	0.11	0.01
tblVehicleEF	UBUS	3.5680e-003	8.2800e-004
tblVehicleEF	UBUS	1.85	4.30
tblVehicleEF	UBUS	0.03	0.05
tblVehicleEF	UBUS	1.12	0.07
tblVehicleTrips	CC_TTP	28.00	0.00
tblVehicleTrips	CNW_TTP	13.00	0.00
tblVehicleTrips	CW_TL	16.60	16.50
tblVehicleTrips	CW_TTP	59.00	100.00
tblVehicleTrips	DV_TP	19.00	0.00
tblVehicleTrips	PB_TP	2.00	0.00
tblVehicleTrips	PR_TP	79.00	100.00
tblVehicleTrips	ST_TR	2.49	2.54
tblVehicleTrips	SU_TR	0.73	2.21
tblVehicleTrips	WD_TR	6.83	2.93

2.0 Emissions Summary

Merrill Commerce Center (Phase C Operations - Passenger Cars) - San Bernardino-South Coast County, Summer

2.1 Overall Construction (Maximum Daily Emission)

Unmitigated Construction

[illegible]

Mitigated Construction

[illegible][illegible]

Merrill Commerce Center (Phase C Operations - Passenger Cars) - San Bernardino-South Coast County, Summer

2.2 Overall Operational**Unmitigated Operational**

	ROG	NOx	CO	SO2	Fugitive PM10	Exhaust PM10	PM10 Total	Fugitive PM2.5	Exhaust PM2.5	PM2.5 Total	Bio- CO2	NBio- CO2	Total CO2	CH4	N2O	CO2e
Category	lb/day										lb/day					
Area	32.2895	1.3300e-003	0.1472	1.0000e-005		5.2000e-004	5.2000e-004		5.2000e-004	5.2000e-004		0.3164	0.3164	8.2000e-004		0.3369
Energy	0.1035	0.9405	0.7901	5.6400e-003		0.0715	0.0715		0.0715	0.0715		1,128.6479	1,128.6479	0.0216	0.0207	1,135.3549
Mobile	8.9912	6.0415	129.4961	0.4319	52.9978	0.2101	53.2079	14.0491	0.1935	14.2426		43,663.4634	43,663.4634	0.7319		43,681.7619
Offroad	0.5027	4.0283	3.7377	0.0159		0.1544	0.1544		0.1420	0.1420		1,535.4855	1,535.4855	0.4966		1,547.9007
Total	41.8869	11.0116	134.1710	0.4534	52.9978	0.4365	53.4342	14.0491	0.4075	14.4566		46,327.9131	46,327.9131	1.2510	0.0207	46,365.3543

Merrill Commerce Center (Phase C Operations - Passenger Cars) - San Bernardino-South Coast County, Summer

2.2 Overall Operational**Mitigated Operational**

	ROG	NOx	CO	SO2	Fugitive PM10	Exhaust PM10	PM10 Total	Fugitive PM2.5	Exhaust PM2.5	PM2.5 Total	Bio- CO2	NBio- CO2	Total CO2	CH4	N2O	CO2e
Category	lb/day										lb/day					
Area	32.2895	1.3300e-003	0.1472	1.0000e-005		5.2000e-004	5.2000e-004		5.2000e-004	5.2000e-004		0.3164	0.3164	8.2000e-004		0.3369
Energy	0.1035	0.9405	0.7901	5.6400e-003		0.0715	0.0715		0.0715	0.0715		1,128.6479	1,128.6479	0.0216	0.0207	1,135.3549
Mobile	8.9912	6.0415	129.4961	0.4319	52.9978	0.2101	53.2079	14.0491	0.1935	14.2426		43,663.4634	43,663.4634	0.7319		43,681.7619
Offroad	0.5027	4.0283	3.7377	0.0159		0.1544	0.1544		0.1420	0.1420		1,535.4855	1,535.4855	0.4966		1,547.9007
Total	41.8869	11.0116	134.1710	0.4534	52.9978	0.4365	53.4342	14.0491	0.4075	14.4566		46,327.9131	46,327.9131	1.2510	0.0207	46,365.3543

	ROG	NOx	CO	SO2	Fugitive PM10	Exhaust PM10	PM10 Total	Fugitive PM2.5	Exhaust PM2.5	PM2.5 Total	Bio- CO2	NBio-CO2	Total CO2	CH4	N2O	CO2e
Percent Reduction	0.00	0.00	0.00	0.00	0.00	0.00	0.00	0.00	0.00	0.00	0.00	0.00	0.00	0.00	0.00	0.00

3.0 Construction Detail**Construction Phase**

Phase Number	Phase Name	Phase Type	Start Date	End Date	Num Days Week	Num Days	Phase Description
1	Demolition	Demolition	12/27/2025	12/29/2025	5	1	

Acres of Grading (Site Preparation Phase): 0

Acres of Grading (Grading Phase): 0

Merrill Commerce Center (Phase C Operations - Passenger Cars) - San Bernardino-South Coast County, Summer

Acres of Paving: 4.5**Residential Indoor: 0; Residential Outdoor: 0; Non-Residential Indoor: 0; Non-Residential Outdoor: 0; Striped Parking Area: 0 (Architectural Coating – sqft)****OffRoad Equipment**

Phase Name	Offroad Equipment Type	Amount	Usage Hours	Horse Power	Load Factor
Demolition	Concrete/Industrial Saws	0	8.00	81	0.73
Demolition	Excavators	0	8.00	158	0.38
Demolition	Rubber Tired Dozers	0	8.00	247	0.40

Trips and VMT

Phase Name	Offroad Equipment Count	Worker Trip Number	Vendor Trip Number	Hauling Trip Number	Worker Trip Length	Vendor Trip Length	Hauling Trip Length	Worker Vehicle Class	Vendor Vehicle Class	Hauling Vehicle Class
Demolition	0	0.00	0.00	0.00	14.70	6.90	20.00	LD_Mix	HDT_Mix	HHDT

3.1 Mitigation Measures Construction

Merrill Commerce Center (Phase C Operations - Passenger Cars) - San Bernardino-South Coast County, Summer

3.2 Demolition - 2025**Unmitigated Construction On-Site**

	ROG	NOx	CO	SO2	Fugitive PM10	Exhaust PM10	PM10 Total	Fugitive PM2.5	Exhaust PM2.5	PM2.5 Total	Bio- CO2	NBio- CO2	Total CO2	CH4	N2O	CO2e
Category	lb/day										lb/day					
Off-Road	0.0000	0.0000	0.0000	0.0000		0.0000	0.0000		0.0000	0.0000		0.0000	0.0000	0.0000		0.0000
Total	0.0000	0.0000	0.0000	0.0000		0.0000	0.0000		0.0000	0.0000		0.0000	0.0000	0.0000		0.0000

Unmitigated Construction Off-Site

	ROG	NOx	CO	SO2	Fugitive PM10	Exhaust PM10	PM10 Total	Fugitive PM2.5	Exhaust PM2.5	PM2.5 Total	Bio- CO2	NBio- CO2	Total CO2	CH4	N2O	CO2e
Category	lb/day										lb/day					
Hauling	0.0000	0.0000	0.0000	0.0000	0.0000	0.0000	0.0000	0.0000	0.0000	0.0000		0.0000	0.0000	0.0000		0.0000
Vendor	0.0000	0.0000	0.0000	0.0000	0.0000	0.0000	0.0000	0.0000	0.0000	0.0000		0.0000	0.0000	0.0000		0.0000
Worker	0.0000	0.0000	0.0000	0.0000	0.0000	0.0000	0.0000	0.0000	0.0000	0.0000		0.0000	0.0000	0.0000		0.0000
Total	0.0000	0.0000	0.0000	0.0000	0.0000	0.0000	0.0000	0.0000	0.0000	0.0000		0.0000	0.0000	0.0000		0.0000

Merrill Commerce Center (Phase C Operations - Passenger Cars) - San Bernardino-South Coast County, Summer

3.2 Demolition - 2025**Mitigated Construction On-Site**

	ROG	NOx	CO	SO2	Fugitive PM10	Exhaust PM10	PM10 Total	Fugitive PM2.5	Exhaust PM2.5	PM2.5 Total	Bio- CO2	NBio- CO2	Total CO2	CH4	N2O	CO2e
Category	lb/day										lb/day					
Off-Road	0.0000	0.0000	0.0000	0.0000		0.0000	0.0000		0.0000	0.0000	0.0000	0.0000	0.0000	0.0000		0.0000
Total	0.0000	0.0000	0.0000	0.0000		0.0000	0.0000		0.0000	0.0000	0.0000	0.0000	0.0000	0.0000		0.0000

Mitigated Construction Off-Site

	ROG	NOx	CO	SO2	Fugitive PM10	Exhaust PM10	PM10 Total	Fugitive PM2.5	Exhaust PM2.5	PM2.5 Total	Bio- CO2	NBio- CO2	Total CO2	CH4	N2O	CO2e
Category	lb/day										lb/day					
Hauling	0.0000	0.0000	0.0000	0.0000	0.0000	0.0000	0.0000	0.0000	0.0000	0.0000		0.0000	0.0000	0.0000		0.0000
Vendor	0.0000	0.0000	0.0000	0.0000	0.0000	0.0000	0.0000	0.0000	0.0000	0.0000		0.0000	0.0000	0.0000		0.0000
Worker	0.0000	0.0000	0.0000	0.0000	0.0000	0.0000	0.0000	0.0000	0.0000	0.0000		0.0000	0.0000	0.0000		0.0000
Total	0.0000	0.0000	0.0000	0.0000	0.0000	0.0000	0.0000	0.0000	0.0000	0.0000		0.0000	0.0000	0.0000		0.0000

4.0 Operational Detail - Mobile

Merrill Commerce Center (Phase C Operations - Passenger Cars) - San Bernardino-South Coast County, Summer

4.1 Mitigation Measures Mobile

	ROG	NOx	CO	SO2	Fugitive PM10	Exhaust PM10	PM10 Total	Fugitive PM2.5	Exhaust PM2.5	PM2.5 Total	Bio- CO2	NBio- CO2	Total CO2	CH4	N2O	CO2e
Category	lb/day										lb/day					
Mitigated	8.9912	6.0415	129.4961	0.4319	52.9978	0.2101	53.2079	14.0491	0.1935	14.2426		43,663.46 34	43,663.46 34	0.7319		43,681.76 19
Unmitigated	8.9912	6.0415	129.4961	0.4319	52.9978	0.2101	53.2079	14.0491	0.1935	14.2426		43,663.46 34	43,663.46 34	0.7319		43,681.76 19

4.2 Trip Summary Information

Land Use	Average Daily Trip Rate			Unmitigated	Mitigated
	Weekday	Saturday	Sunday	Annual VMT	Annual VMT
Industrial Park	4,227.89	3,660.14	3184.61	24,010,461	24,010,461
Other Asphalt Surfaces	0.00	0.00	0.00		
Total	4,227.89	3,660.14	3,184.61	24,010,461	24,010,461

4.3 Trip Type Information

Land Use	Miles			Trip %			Trip Purpose %		
	H-W or C-W	H-S or C-C	H-O or C-NW	H-W or C-W	H-S or C-C	H-O or C-NW	Primary	Diverted	Pass-by
Industrial Park	16.50	8.40	6.90	100.00	0.00	0.00	100	0	0
Other Asphalt Surfaces	16.60	8.40	6.90	0.00	0.00	0.00	0	0	0

4.4 Fleet Mix

Merrill Commerce Center (Phase C Operations - Passenger Cars) - San Bernardino-South Coast County, Summer

Land Use	LDA	LDT1	LDT2	MDV	LHD1	LHD2	MHD	HHD	OBUS	UBUS	MCY	SBUS	MH
Industrial Park	0.634000	0.038900	0.206200	0.120900	0.000000	0.000000	0.000000	0.000000	0.000000	0.000000	0.000000	0.000000	0.000000
Other Asphalt Surfaces	0.563053	0.034533	0.183140	0.107369	0.012818	0.004557	0.018775	0.065829	0.001369	0.001425	0.005594	0.000793	0.000745

5.0 Energy Detail

Historical Energy Use: N

5.1 Mitigation Measures Energy

	ROG	NOx	CO	SO2	Fugitive PM10	Exhaust PM10	PM10 Total	Fugitive PM2.5	Exhaust PM2.5	PM2.5 Total	Bio- CO2	NBio- CO2	Total CO2	CH4	N2O	CO2e
Category	lb/day										lb/day					
NaturalGas Mitigated	0.1035	0.9405	0.7901	5.6400e-003		0.0715	0.0715		0.0715	0.0715		1,128.6479	1,128.6479	0.0216	0.0207	1,135.3549
NaturalGas Unmitigated	0.1035	0.9405	0.7901	5.6400e-003		0.0715	0.0715		0.0715	0.0715		1,128.6479	1,128.6479	0.0216	0.0207	1,135.3549

Merrill Commerce Center (Phase C Operations - Passenger Cars) - San Bernardino-South Coast County, Summer

5.2 Energy by Land Use - NaturalGas**Unmitigated**

	NaturalGas Use	ROG	NOx	CO	SO2	Fugitive PM10	Exhaust PM10	PM10 Total	Fugitive PM2.5	Exhaust PM2.5	PM2.5 Total	Bio- CO2	NBio- CO2	Total CO2	CH4	N2O	CO2e
Land Use	kBTU/yr	lb/day										lb/day					
Industrial Park	9593.51	0.1035	0.9405	0.7901	5.6400e-003		0.0715	0.0715		0.0715	0.0715		1,128.6479	1,128.6479	0.0216	0.0207	1,135.3549
Other Asphalt Surfaces	0	0.0000	0.0000	0.0000	0.0000		0.0000	0.0000		0.0000	0.0000		0.0000	0.0000	0.0000	0.0000	0.0000
Total		0.1035	0.9405	0.7901	5.6400e-003		0.0715	0.0715		0.0715	0.0715		1,128.6479	1,128.6479	0.0216	0.0207	1,135.3549

Mitigated

	NaturalGas Use	ROG	NOx	CO	SO2	Fugitive PM10	Exhaust PM10	PM10 Total	Fugitive PM2.5	Exhaust PM2.5	PM2.5 Total	Bio- CO2	NBio- CO2	Total CO2	CH4	N2O	CO2e
Land Use	kBTU/yr	lb/day										lb/day					
Industrial Park	9.59351	0.1035	0.9405	0.7901	5.6400e-003		0.0715	0.0715		0.0715	0.0715		1,128.6479	1,128.6479	0.0216	0.0207	1,135.3549
Other Asphalt Surfaces	0	0.0000	0.0000	0.0000	0.0000		0.0000	0.0000		0.0000	0.0000		0.0000	0.0000	0.0000	0.0000	0.0000
Total		0.1035	0.9405	0.7901	5.6400e-003		0.0715	0.0715		0.0715	0.0715		1,128.6479	1,128.6479	0.0216	0.0207	1,135.3549

6.0 Area Detail**6.1 Mitigation Measures Area**

Merrill Commerce Center (Phase C Operations - Passenger Cars) - San Bernardino-South Coast County, Summer

	ROG	NOx	CO	SO2	Fugitive PM10	Exhaust PM10	PM10 Total	Fugitive PM2.5	Exhaust PM2.5	PM2.5 Total	Bio- CO2	NBio- CO2	Total CO2	CH4	N2O	CO2e
Category	lb/day										lb/day					
Mitigated	32.2895	1.3300e-003	0.1472	1.0000e-005		5.2000e-004	5.2000e-004		5.2000e-004	5.2000e-004		0.3164	0.3164	8.2000e-004		0.3369
Unmitigated	32.2895	1.3300e-003	0.1472	1.0000e-005		5.2000e-004	5.2000e-004		5.2000e-004	5.2000e-004		0.3164	0.3164	8.2000e-004		0.3369

6.2 Area by SubCategory

Unmitigated

	ROG	NOx	CO	SO2	Fugitive PM10	Exhaust PM10	PM10 Total	Fugitive PM2.5	Exhaust PM2.5	PM2.5 Total	Bio- CO2	NBio- CO2	Total CO2	CH4	N2O	CO2e
SubCategory	lb/day										lb/day					
Architectural Coating	3.6747					0.0000	0.0000		0.0000	0.0000			0.0000			0.0000
Consumer Products	28.6012					0.0000	0.0000		0.0000	0.0000			0.0000			0.0000
Landscaping	0.0136	1.3300e-003	0.1472	1.0000e-005		5.2000e-004	5.2000e-004		5.2000e-004	5.2000e-004		0.3164	0.3164	8.2000e-004		0.3369
Total	32.2895	1.3300e-003	0.1472	1.0000e-005		5.2000e-004	5.2000e-004		5.2000e-004	5.2000e-004		0.3164	0.3164	8.2000e-004		0.3369

Merrill Commerce Center (Phase C Operations - Passenger Cars) - San Bernardino-South Coast County, Summer

6.2 Area by SubCategory**Mitigated**

	ROG	NOx	CO	SO2	Fugitive PM10	Exhaust PM10	PM10 Total	Fugitive PM2.5	Exhaust PM2.5	PM2.5 Total	Bio- CO2	NBio- CO2	Total CO2	CH4	N2O	CO2e
SubCategory	lb/day										lb/day					
Architectural Coating	3.6747					0.0000	0.0000		0.0000	0.0000			0.0000			0.0000
Consumer Products	28.6012					0.0000	0.0000		0.0000	0.0000			0.0000			0.0000
Landscaping	0.0136	1.3300e-003	0.1472	1.0000e-005		5.2000e-004	5.2000e-004		5.2000e-004	5.2000e-004		0.3164	0.3164	8.2000e-004		0.3369
Total	32.2895	1.3300e-003	0.1472	1.0000e-005		5.2000e-004	5.2000e-004		5.2000e-004	5.2000e-004		0.3164	0.3164	8.2000e-004		0.3369

7.0 Water Detail**7.1 Mitigation Measures Water****8.0 Waste Detail****8.1 Mitigation Measures Waste****9.0 Operational Offroad**

Equipment Type	Number	Hours/Day	Days/Year	Horse Power	Load Factor	Fuel Type
Tractors/Loaders/Backhoes	5	4.00	365	200	0.37	CNG

Merrill Commerce Center (Phase C Operations - Passenger Cars) - San Bernardino-South Coast County, Summer

UnMitigated/Mitigated

	ROG	NOx	CO	SO2	Fugitive PM10	Exhaust PM10	PM10 Total	Fugitive PM2.5	Exhaust PM2.5	PM2.5 Total	Bio- CO2	NBio- CO2	Total CO2	CH4	N2O	CO2e
Equipment Type	lb/day										lb/day					
Tractors/Loaders/Backhoes	0.5027	4.0283	3.7377	0.0159		0.1544	0.1544		0.1420	0.1420		1,535.4855	1,535.4855	0.4966		1,547.9007
Total	0.5027	4.0283	3.7377	0.0159		0.1544	0.1544		0.1420	0.1420		1,535.4855	1,535.4855	0.4966		1,547.9007

10.0 Stationary Equipment**Fire Pumps and Emergency Generators**

Equipment Type	Number	Hours/Day	Hours/Year	Horse Power	Load Factor	Fuel Type
----------------	--------	-----------	------------	-------------	-------------	-----------

Boilers

Equipment Type	Number	Heat Input/Day	Heat Input/Year	Boiler Rating	Fuel Type
----------------	--------	----------------	-----------------	---------------	-----------

User Defined Equipment

Equipment Type	Number
----------------	--------

11.0 Vegetation

Merrill Commerce Center (Phase C Operations - Passenger Cars) - San Bernardino-South Coast County, Winter

Merrill Commerce Center (Phase C Operations - Passenger Cars)
San Bernardino-South Coast County, Winter

1.0 Project Characteristics

1.1 Land Usage

Land Uses	Size	Metric	Lot Acreage	Floor Surface Area	Population
Industrial Park	1,441.00	1000sqft	55.10	1,441,000.00	0
Other Asphalt Surfaces	4.50	Acre	4.50	196,020.00	0

1.2 Other Project Characteristics

Urbanization	Urban	Wind Speed (m/s)	2.2	Precipitation Freq (Days)	32
Climate Zone	10			Operational Year	2026
Utility Company	Southern California Edison				
CO2 Intensity (lb/MWhr)	702.44	CH4 Intensity (lb/MWhr)	0.029	N2O Intensity (lb/MWhr)	0.006

1.3 User Entered Comments & Non-Default Data

Merrill Commerce Center (Phase C Operations - Passenger Cars) - San Bernardino-South Coast County, Winter

Project Characteristics -

Land Use - PA1A=22.9 acres; PA3A=5.7 acres; PA4A=5.8 acres; PA5A=11.2 acres; PA6A=9.5 acres ROWD = 4.50 acres (total ROWD is 28.4 acres, the ROWD was split proportionally b/w each Phase)

Construction Phase - Operations Run Only.

Off-road Equipment - Operations Run Only.

Trips and VMT - Operations Run Only.

Vehicle Trips - Trip Rates based on information provided in the TIA (Urban Crossroads, 2019). Trip Length based on information provided in VMT Memo (Urban Crossroads, 2019)

Energy Use - The project will design building shells and building components to meet 2019 Title 24 Standards which expects 30% less energy for nonresidential uses.

Operational Off-Road Equipment - Based on SCAQMD High Cube Warehouse Truck Trip Study White Paper Summary of Business Survey Results (2014)

Fleet Mix - Passenger Car Fleet Mix consist of LDA, LDT1, LDT2, and MDV

Vehicle Emission Factors - EMFAC2017

Vehicle Emission Factors - EMFAC2017

Vehicle Emission Factors - EMFAC2017

Table Name	Column Name	Default Value	New Value
tblConstructionPhase	NumDays	70.00	1.00
tblEnergyUse	LightingElect	3.66	2.56
tblEnergyUse	T24E	3.07	2.15
tblEnergyUse	T24NG	3.47	2.43
tblFleetMix	HHD	0.07	0.00
tblFleetMix	LDA	0.56	0.63
tblFleetMix	LDT1	0.03	0.04
tblFleetMix	LDT2	0.18	0.21
tblFleetMix	LHD1	0.01	0.00
tblFleetMix	LHD2	4.5570e-003	0.00
tblFleetMix	MCY	5.5940e-003	0.00
tblFleetMix	MDV	0.11	0.12

Merrill Commerce Center (Phase C Operations - Passenger Cars) - San Bernardino-South Coast County, Winter

tblFleetMix	MH	7.4500e-004	0.00
tblFleetMix	MHD	0.02	0.00
tblFleetMix	OBUS	1.3690e-003	0.00
tblFleetMix	SBUS	7.9300e-004	0.00
tblFleetMix	UBUS	1.4250e-003	0.00
tblLandUse	LotAcreage	33.08	55.10
tblOffRoadEquipment	OffRoadEquipmentUnitAmount	1.00	0.00
tblOffRoadEquipment	OffRoadEquipmentUnitAmount	3.00	0.00
tblOffRoadEquipment	OffRoadEquipmentUnitAmount	2.00	0.00
tblOperationalOffRoadEquipment	OperDaysPerYear	260.00	365.00
tblOperationalOffRoadEquipment	OperFuelType	Diesel	CNG
tblOperationalOffRoadEquipment	OperHorsePower	97.00	200.00
tblOperationalOffRoadEquipment	OperHoursPerDay	8.00	4.00
tblOperationalOffRoadEquipment	OperOffRoadEquipmentNumber	0.00	5.00
tblVehicleEF	HHD	0.92	0.03
tblVehicleEF	HHD	0.04	0.05
tblVehicleEF	HHD	0.07	0.00
tblVehicleEF	HHD	2.17	8.62
tblVehicleEF	HHD	0.53	0.33
tblVehicleEF	HHD	1.59	2.0270e-003
tblVehicleEF	HHD	6,400.87	1,349.94
tblVehicleEF	HHD	1,416.89	1,232.49
tblVehicleEF	HHD	5.07	0.02
tblVehicleEF	HHD	18.23	7.03
tblVehicleEF	HHD	1.21	2.11
tblVehicleEF	HHD	4.4310e-003	2.8590e-003
tblVehicleEF	HHD	0.06	0.06

Merrill Commerce Center (Phase C Operations - Passenger Cars) - San Bernardino-South Coast County, Winter

tblVehicleEF	HHD	0.04	0.04
tblVehicleEF	HHD	5.1970e-003	0.03
tblVehicleEF	HHD	4.6000e-005	0.00
tblVehicleEF	HHD	4.2390e-003	2.7350e-003
tblVehicleEF	HHD	0.03	0.03
tblVehicleEF	HHD	8.8770e-003	8.9130e-003
tblVehicleEF	HHD	4.9720e-003	0.02
tblVehicleEF	HHD	4.3000e-005	0.00
tblVehicleEF	HHD	6.6000e-005	1.0000e-006
tblVehicleEF	HHD	2.4120e-003	4.5000e-005
tblVehicleEF	HHD	0.57	0.58
tblVehicleEF	HHD	4.1000e-005	1.0000e-006
tblVehicleEF	HHD	0.06	0.02
tblVehicleEF	HHD	1.5700e-004	2.2600e-004
tblVehicleEF	HHD	0.04	1.0000e-006
tblVehicleEF	HHD	0.06	0.01
tblVehicleEF	HHD	0.01	0.01
tblVehicleEF	HHD	7.7000e-005	0.00
tblVehicleEF	HHD	6.6000e-005	1.0000e-006
tblVehicleEF	HHD	2.4120e-003	4.5000e-005
tblVehicleEF	HHD	0.66	0.67
tblVehicleEF	HHD	4.1000e-005	1.0000e-006
tblVehicleEF	HHD	0.10	0.08
tblVehicleEF	HHD	1.5700e-004	2.2600e-004
tblVehicleEF	HHD	0.04	1.0000e-006
tblVehicleEF	HHD	0.87	0.03
tblVehicleEF	HHD	0.04	0.05

Merrill Commerce Center (Phase C Operations - Passenger Cars) - San Bernardino-South Coast County, Winter

tblVehicleEF	HHD	0.07	0.00
tblVehicleEF	HHD	1.58	8.50
tblVehicleEF	HHD	0.53	0.33
tblVehicleEF	HHD	1.49	1.8980e-003
tblVehicleEF	HHD	6,781.16	1,333.02
tblVehicleEF	HHD	1,416.89	1,232.49
tblVehicleEF	HHD	5.07	0.02
tblVehicleEF	HHD	18.81	6.69
tblVehicleEF	HHD	1.14	1.99
tblVehicleEF	HHD	3.7360e-003	2.5230e-003
tblVehicleEF	HHD	0.06	0.06
tblVehicleEF	HHD	0.04	0.04
tblVehicleEF	HHD	5.1970e-003	0.03
tblVehicleEF	HHD	4.6000e-005	0.00
tblVehicleEF	HHD	3.5740e-003	2.4140e-003
tblVehicleEF	HHD	0.03	0.03
tblVehicleEF	HHD	8.8770e-003	8.9130e-003
tblVehicleEF	HHD	4.9720e-003	0.02
tblVehicleEF	HHD	4.3000e-005	0.00
tblVehicleEF	HHD	1.2600e-004	3.0000e-006
tblVehicleEF	HHD	2.6840e-003	5.3000e-005
tblVehicleEF	HHD	0.54	0.62
tblVehicleEF	HHD	8.7000e-005	2.0000e-006
tblVehicleEF	HHD	0.06	0.02
tblVehicleEF	HHD	1.5900e-004	2.3200e-004
tblVehicleEF	HHD	0.03	1.0000e-006
tblVehicleEF	HHD	0.06	0.01

Merrill Commerce Center (Phase C Operations - Passenger Cars) - San Bernardino-South Coast County, Winter

tblVehicleEF	HHD	0.01	0.01
tblVehicleEF	HHD	7.5000e-005	0.00
tblVehicleEF	HHD	1.2600e-004	3.0000e-006
tblVehicleEF	HHD	2.6840e-003	5.3000e-005
tblVehicleEF	HHD	0.62	0.70
tblVehicleEF	HHD	8.7000e-005	2.0000e-006
tblVehicleEF	HHD	0.10	0.08
tblVehicleEF	HHD	1.5900e-004	2.3200e-004
tblVehicleEF	HHD	0.04	1.0000e-006
tblVehicleEF	HHD	0.99	0.02
tblVehicleEF	HHD	0.04	9.1900e-004
tblVehicleEF	HHD	0.07	0.00
tblVehicleEF	HHD	2.99	8.71
tblVehicleEF	HHD	0.53	0.18
tblVehicleEF	HHD	1.57	1.9980e-003
tblVehicleEF	HHD	5,875.72	1,360.46
tblVehicleEF	HHD	1,416.89	1,196.04
tblVehicleEF	HHD	5.07	0.02
tblVehicleEF	HHD	17.42	7.42
tblVehicleEF	HHD	1.19	2.06
tblVehicleEF	HHD	5.3910e-003	3.2050e-003
tblVehicleEF	HHD	0.06	0.06
tblVehicleEF	HHD	0.04	0.04
tblVehicleEF	HHD	5.1970e-003	0.03
tblVehicleEF	HHD	4.6000e-005	0.00
tblVehicleEF	HHD	5.1580e-003	3.0660e-003
tblVehicleEF	HHD	0.03	0.03

Merrill Commerce Center (Phase C Operations - Passenger Cars) - San Bernardino-South Coast County, Winter

tblVehicleEF	HHD	8.8770e-003	8.8160e-003
tblVehicleEF	HHD	4.9720e-003	0.02
tblVehicleEF	HHD	4.3000e-005	0.00
tblVehicleEF	HHD	6.3000e-005	2.0000e-006
tblVehicleEF	HHD	2.5730e-003	5.3000e-005
tblVehicleEF	HHD	0.62	0.53
tblVehicleEF	HHD	4.0000e-005	1.0000e-006
tblVehicleEF	HHD	0.06	0.02
tblVehicleEF	HHD	1.7100e-004	2.3800e-004
tblVehicleEF	HHD	0.03	1.0000e-006
tblVehicleEF	HHD	0.06	0.01
tblVehicleEF	HHD	0.01	0.01
tblVehicleEF	HHD	7.6000e-005	0.00
tblVehicleEF	HHD	6.3000e-005	2.0000e-006
tblVehicleEF	HHD	2.5730e-003	5.3000e-005
tblVehicleEF	HHD	0.71	0.61
tblVehicleEF	HHD	4.0000e-005	1.0000e-006
tblVehicleEF	HHD	0.10	0.02
tblVehicleEF	HHD	1.7100e-004	2.3800e-004
tblVehicleEF	HHD	0.04	1.0000e-006
tblVehicleEF	LDA	2.9340e-003	1.5350e-003
tblVehicleEF	LDA	3.4150e-003	0.04
tblVehicleEF	LDA	0.45	0.51
tblVehicleEF	LDA	0.84	1.86
tblVehicleEF	LDA	213.43	230.85
tblVehicleEF	LDA	48.75	47.39
tblVehicleEF	LDA	0.04	0.03

Merrill Commerce Center (Phase C Operations - Passenger Cars) - San Bernardino-South Coast County, Winter

tblVehicleEF	LDA	1.5620e-003	1.2160e-003
tblVehicleEF	LDA	2.2010e-003	1.5800e-003
tblVehicleEF	LDA	1.4380e-003	1.1200e-003
tblVehicleEF	LDA	2.0240e-003	1.4530e-003
tblVehicleEF	LDA	0.03	0.05
tblVehicleEF	LDA	0.08	0.08
tblVehicleEF	LDA	0.03	0.04
tblVehicleEF	LDA	7.3520e-003	5.4470e-003
tblVehicleEF	LDA	0.03	0.19
tblVehicleEF	LDA	0.05	0.16
tblVehicleEF	LDA	2.1370e-003	2.2840e-003
tblVehicleEF	LDA	5.0100e-004	4.6900e-004
tblVehicleEF	LDA	0.03	0.05
tblVehicleEF	LDA	0.08	0.08
tblVehicleEF	LDA	0.03	0.04
tblVehicleEF	LDA	0.01	7.9200e-003
tblVehicleEF	LDA	0.03	0.19
tblVehicleEF	LDA	0.05	0.17
tblVehicleEF	LDA	3.3380e-003	1.7620e-003
tblVehicleEF	LDA	2.8490e-003	0.03
tblVehicleEF	LDA	0.55	0.62
tblVehicleEF	LDA	0.69	1.55
tblVehicleEF	LDA	233.44	252.00
tblVehicleEF	LDA	48.75	46.82
tblVehicleEF	LDA	0.03	0.02
tblVehicleEF	LDA	1.5620e-003	1.2160e-003
tblVehicleEF	LDA	2.2010e-003	1.5800e-003

Merrill Commerce Center (Phase C Operations - Passenger Cars) - San Bernardino-South Coast County, Winter

tblVehicleEF	LDA	1.4380e-003	1.1200e-003
tblVehicleEF	LDA	2.0240e-003	1.4530e-003
tblVehicleEF	LDA	0.07	0.09
tblVehicleEF	LDA	0.09	0.09
tblVehicleEF	LDA	0.06	0.08
tblVehicleEF	LDA	8.3500e-003	6.1750e-003
tblVehicleEF	LDA	0.03	0.19
tblVehicleEF	LDA	0.04	0.13
tblVehicleEF	LDA	2.3380e-003	2.4930e-003
tblVehicleEF	LDA	4.9900e-004	4.6300e-004
tblVehicleEF	LDA	0.07	0.09
tblVehicleEF	LDA	0.09	0.09
tblVehicleEF	LDA	0.06	0.08
tblVehicleEF	LDA	0.01	8.9820e-003
tblVehicleEF	LDA	0.03	0.19
tblVehicleEF	LDA	0.04	0.15
tblVehicleEF	LDA	2.8580e-003	1.4980e-003
tblVehicleEF	LDA	3.3970e-003	0.04
tblVehicleEF	LDA	0.42	0.48
tblVehicleEF	LDA	0.83	1.83
tblVehicleEF	LDA	208.70	225.89
tblVehicleEF	LDA	48.75	47.34
tblVehicleEF	LDA	0.03	0.02
tblVehicleEF	LDA	1.5620e-003	1.2160e-003
tblVehicleEF	LDA	2.2010e-003	1.5800e-003
tblVehicleEF	LDA	1.4380e-003	1.1200e-003
tblVehicleEF	LDA	2.0240e-003	1.4530e-003

Merrill Commerce Center (Phase C Operations - Passenger Cars) - San Bernardino-South Coast County, Winter

tblVehicleEF	LDA	0.03	0.05
tblVehicleEF	LDA	0.09	0.09
tblVehicleEF	LDA	0.02	0.04
tblVehicleEF	LDA	7.1620e-003	5.3110e-003
tblVehicleEF	LDA	0.03	0.21
tblVehicleEF	LDA	0.05	0.16
tblVehicleEF	LDA	2.0890e-003	2.2350e-003
tblVehicleEF	LDA	5.0100e-004	4.6800e-004
tblVehicleEF	LDA	0.03	0.05
tblVehicleEF	LDA	0.09	0.09
tblVehicleEF	LDA	0.02	0.04
tblVehicleEF	LDA	0.01	7.7210e-003
tblVehicleEF	LDA	0.03	0.21
tblVehicleEF	LDA	0.05	0.17
tblVehicleEF	LDT1	8.7020e-003	3.9900e-003
tblVehicleEF	LDT1	0.01	0.06
tblVehicleEF	LDT1	1.05	0.92
tblVehicleEF	LDT1	2.38	2.06
tblVehicleEF	LDT1	274.34	275.61
tblVehicleEF	LDT1	62.78	57.91
tblVehicleEF	LDT1	0.11	0.07
tblVehicleEF	LDT1	2.2560e-003	1.6110e-003
tblVehicleEF	LDT1	3.0920e-003	2.1360e-003
tblVehicleEF	LDT1	2.0770e-003	1.4820e-003
tblVehicleEF	LDT1	2.8430e-003	1.9640e-003
tblVehicleEF	LDT1	0.14	0.13
tblVehicleEF	LDT1	0.25	0.19

Merrill Commerce Center (Phase C Operations - Passenger Cars) - San Bernardino-South Coast County, Winter

tblVehicleEF	LDT1	0.10	0.10
tblVehicleEF	LDT1	0.02	0.02
tblVehicleEF	LDT1	0.16	0.64
tblVehicleEF	LDT1	0.16	0.28
tblVehicleEF	LDT1	2.7560e-003	2.7270e-003
tblVehicleEF	LDT1	6.6900e-004	5.7300e-004
tblVehicleEF	LDT1	0.14	0.13
tblVehicleEF	LDT1	0.25	0.19
tblVehicleEF	LDT1	0.10	0.10
tblVehicleEF	LDT1	0.03	0.02
tblVehicleEF	LDT1	0.16	0.64
tblVehicleEF	LDT1	0.18	0.31
tblVehicleEF	LDT1	9.8170e-003	4.5340e-003
tblVehicleEF	LDT1	9.8840e-003	0.05
tblVehicleEF	LDT1	1.26	1.12
tblVehicleEF	LDT1	1.96	1.71
tblVehicleEF	LDT1	299.03	297.62
tblVehicleEF	LDT1	62.78	57.21
tblVehicleEF	LDT1	0.10	0.07
tblVehicleEF	LDT1	2.2560e-003	1.6110e-003
tblVehicleEF	LDT1	3.0920e-003	2.1360e-003
tblVehicleEF	LDT1	2.0770e-003	1.4820e-003
tblVehicleEF	LDT1	2.8430e-003	1.9640e-003
tblVehicleEF	LDT1	0.29	0.28
tblVehicleEF	LDT1	0.31	0.23
tblVehicleEF	LDT1	0.21	0.21
tblVehicleEF	LDT1	0.02	0.02

Merrill Commerce Center (Phase C Operations - Passenger Cars) - San Bernardino-South Coast County, Winter

tblVehicleEF	LDT1	0.16	0.64
tblVehicleEF	LDT1	0.13	0.23
tblVehicleEF	LDT1	3.0060e-003	2.9450e-003
tblVehicleEF	LDT1	6.6200e-004	5.6600e-004
tblVehicleEF	LDT1	0.29	0.28
tblVehicleEF	LDT1	0.31	0.23
tblVehicleEF	LDT1	0.21	0.21
tblVehicleEF	LDT1	0.04	0.03
tblVehicleEF	LDT1	0.16	0.64
tblVehicleEF	LDT1	0.15	0.26
tblVehicleEF	LDT1	8.4830e-003	3.9000e-003
tblVehicleEF	LDT1	0.01	0.06
tblVehicleEF	LDT1	1.00	0.88
tblVehicleEF	LDT1	2.35	2.02
tblVehicleEF	LDT1	268.53	270.39
tblVehicleEF	LDT1	62.78	57.85
tblVehicleEF	LDT1	0.10	0.07
tblVehicleEF	LDT1	2.2560e-003	1.6110e-003
tblVehicleEF	LDT1	3.0920e-003	2.1360e-003
tblVehicleEF	LDT1	2.0770e-003	1.4820e-003
tblVehicleEF	LDT1	2.8430e-003	1.9640e-003
tblVehicleEF	LDT1	0.14	0.14
tblVehicleEF	LDT1	0.29	0.21
tblVehicleEF	LDT1	0.09	0.09
tblVehicleEF	LDT1	0.02	0.02
tblVehicleEF	LDT1	0.19	0.75
tblVehicleEF	LDT1	0.16	0.28

Merrill Commerce Center (Phase C Operations - Passenger Cars) - San Bernardino-South Coast County, Winter

tblVehicleEF	LDT1	2.6970e-003	2.6760e-003
tblVehicleEF	LDT1	6.6900e-004	5.7200e-004
tblVehicleEF	LDT1	0.14	0.14
tblVehicleEF	LDT1	0.29	0.21
tblVehicleEF	LDT1	0.09	0.09
tblVehicleEF	LDT1	0.03	0.02
tblVehicleEF	LDT1	0.19	0.75
tblVehicleEF	LDT1	0.17	0.30
tblVehicleEF	LDT2	4.5410e-003	2.7750e-003
tblVehicleEF	LDT2	5.2250e-003	0.05
tblVehicleEF	LDT2	0.64	0.72
tblVehicleEF	LDT2	1.19	2.40
tblVehicleEF	LDT2	304.81	286.47
tblVehicleEF	LDT2	69.08	60.44
tblVehicleEF	LDT2	0.06	0.05
tblVehicleEF	LDT2	1.7220e-003	1.3040e-003
tblVehicleEF	LDT2	2.4350e-003	1.6720e-003
tblVehicleEF	LDT2	1.5840e-003	1.2000e-003
tblVehicleEF	LDT2	2.2390e-003	1.5370e-003
tblVehicleEF	LDT2	0.05	0.09
tblVehicleEF	LDT2	0.10	0.12
tblVehicleEF	LDT2	0.04	0.07
tblVehicleEF	LDT2	0.01	0.01
tblVehicleEF	LDT2	0.06	0.41
tblVehicleEF	LDT2	0.07	0.25
tblVehicleEF	LDT2	3.0530e-003	2.8340e-003
tblVehicleEF	LDT2	7.1100e-004	5.9800e-004

Merrill Commerce Center (Phase C Operations - Passenger Cars) - San Bernardino-South Coast County, Winter

tblVehicleEF	LDT2	0.05	0.09
tblVehicleEF	LDT2	0.10	0.12
tblVehicleEF	LDT2	0.04	0.07
tblVehicleEF	LDT2	0.02	0.02
tblVehicleEF	LDT2	0.06	0.41
tblVehicleEF	LDT2	0.08	0.27
tblVehicleEF	LDT2	5.1490e-003	3.1730e-003
tblVehicleEF	LDT2	4.3640e-003	0.05
tblVehicleEF	LDT2	0.78	0.88
tblVehicleEF	LDT2	0.99	1.99
tblVehicleEF	LDT2	332.67	307.21
tblVehicleEF	LDT2	69.08	59.66
tblVehicleEF	LDT2	0.05	0.05
tblVehicleEF	LDT2	1.7220e-003	1.3040e-003
tblVehicleEF	LDT2	2.4350e-003	1.6720e-003
tblVehicleEF	LDT2	1.5840e-003	1.2000e-003
tblVehicleEF	LDT2	2.2390e-003	1.5370e-003
tblVehicleEF	LDT2	0.11	0.17
tblVehicleEF	LDT2	0.12	0.14
tblVehicleEF	LDT2	0.09	0.15
tblVehicleEF	LDT2	0.01	0.01
tblVehicleEF	LDT2	0.06	0.41
tblVehicleEF	LDT2	0.06	0.21
tblVehicleEF	LDT2	3.3330e-003	3.0390e-003
tblVehicleEF	LDT2	7.0700e-004	5.9000e-004
tblVehicleEF	LDT2	0.11	0.17
tblVehicleEF	LDT2	0.12	0.14

Merrill Commerce Center (Phase C Operations - Passenger Cars) - San Bernardino-South Coast County, Winter

tblVehicleEF	LDT2	0.09	0.15
tblVehicleEF	LDT2	0.02	0.02
tblVehicleEF	LDT2	0.06	0.41
tblVehicleEF	LDT2	0.06	0.23
tblVehicleEF	LDT2	4.4250e-003	2.7100e-003
tblVehicleEF	LDT2	5.1960e-003	0.05
tblVehicleEF	LDT2	0.60	0.68
tblVehicleEF	LDT2	1.17	2.36
tblVehicleEF	LDT2	298.26	281.56
tblVehicleEF	LDT2	69.08	60.37
tblVehicleEF	LDT2	0.06	0.05
tblVehicleEF	LDT2	1.7220e-003	1.3040e-003
tblVehicleEF	LDT2	2.4350e-003	1.6720e-003
tblVehicleEF	LDT2	1.5840e-003	1.2000e-003
tblVehicleEF	LDT2	2.2390e-003	1.5370e-003
tblVehicleEF	LDT2	0.05	0.08
tblVehicleEF	LDT2	0.11	0.13
tblVehicleEF	LDT2	0.04	0.07
tblVehicleEF	LDT2	0.01	0.01
tblVehicleEF	LDT2	0.07	0.48
tblVehicleEF	LDT2	0.07	0.25
tblVehicleEF	LDT2	2.9870e-003	2.7850e-003
tblVehicleEF	LDT2	7.1000e-004	5.9700e-004
tblVehicleEF	LDT2	0.05	0.08
tblVehicleEF	LDT2	0.11	0.13
tblVehicleEF	LDT2	0.04	0.07
tblVehicleEF	LDT2	0.02	0.02

Merrill Commerce Center (Phase C Operations - Passenger Cars) - San Bernardino-South Coast County, Winter

tblVehicleEF	LDT2	0.07	0.48
tblVehicleEF	LDT2	0.08	0.27
tblVehicleEF	LHD1	4.5150e-003	4.3860e-003
tblVehicleEF	LHD1	8.0690e-003	4.3340e-003
tblVehicleEF	LHD1	0.02	0.01
tblVehicleEF	LHD1	0.14	0.17
tblVehicleEF	LHD1	0.74	0.58
tblVehicleEF	LHD1	2.07	0.92
tblVehicleEF	LHD1	9.20	9.02
tblVehicleEF	LHD1	588.15	612.33
tblVehicleEF	LHD1	28.17	10.03
tblVehicleEF	LHD1	0.08	0.07
tblVehicleEF	LHD1	1.54	1.01
tblVehicleEF	LHD1	9.4500e-004	9.9000e-004
tblVehicleEF	LHD1	0.01	0.01
tblVehicleEF	LHD1	0.01	8.8180e-003
tblVehicleEF	LHD1	7.9100e-004	2.2400e-004
tblVehicleEF	LHD1	9.0400e-004	9.4700e-004
tblVehicleEF	LHD1	2.5790e-003	2.5040e-003
tblVehicleEF	LHD1	0.01	8.4140e-003
tblVehicleEF	LHD1	7.2700e-004	2.0600e-004
tblVehicleEF	LHD1	3.2690e-003	2.5580e-003
tblVehicleEF	LHD1	0.10	0.07
tblVehicleEF	LHD1	0.02	0.02
tblVehicleEF	LHD1	1.6680e-003	1.2900e-003
tblVehicleEF	LHD1	0.07	0.05
tblVehicleEF	LHD1	0.34	0.52

Merrill Commerce Center (Phase C Operations - Passenger Cars) - San Bernardino-South Coast County, Winter

tblVehicleEF	LHD1	0.21	0.06
tblVehicleEF	LHD1	9.1000e-005	8.7000e-005
tblVehicleEF	LHD1	5.7560e-003	5.9570e-003
tblVehicleEF	LHD1	3.2100e-004	9.9000e-005
tblVehicleEF	LHD1	3.2690e-003	2.5580e-003
tblVehicleEF	LHD1	0.10	0.07
tblVehicleEF	LHD1	0.02	0.03
tblVehicleEF	LHD1	1.6680e-003	1.2900e-003
tblVehicleEF	LHD1	0.08	0.06
tblVehicleEF	LHD1	0.34	0.52
tblVehicleEF	LHD1	0.23	0.07
tblVehicleEF	LHD1	4.5150e-003	4.4000e-003
tblVehicleEF	LHD1	8.2390e-003	4.4160e-003
tblVehicleEF	LHD1	0.01	0.01
tblVehicleEF	LHD1	0.14	0.17
tblVehicleEF	LHD1	0.75	0.59
tblVehicleEF	LHD1	1.94	0.86
tblVehicleEF	LHD1	9.20	9.02
tblVehicleEF	LHD1	588.15	612.35
tblVehicleEF	LHD1	28.17	9.93
tblVehicleEF	LHD1	0.08	0.07
tblVehicleEF	LHD1	1.44	0.94
tblVehicleEF	LHD1	9.4500e-004	9.9000e-004
tblVehicleEF	LHD1	0.01	0.01
tblVehicleEF	LHD1	0.01	8.8180e-003
tblVehicleEF	LHD1	7.9100e-004	2.2400e-004
tblVehicleEF	LHD1	9.0400e-004	9.4700e-004

Merrill Commerce Center (Phase C Operations - Passenger Cars) - San Bernardino-South Coast County, Winter

tblVehicleEF	LHD1	2.5790e-003	2.5040e-003
tblVehicleEF	LHD1	0.01	8.4140e-003
tblVehicleEF	LHD1	7.2700e-004	2.0600e-004
tblVehicleEF	LHD1	6.3950e-003	5.0260e-003
tblVehicleEF	LHD1	0.12	0.09
tblVehicleEF	LHD1	0.02	0.02
tblVehicleEF	LHD1	3.6780e-003	2.8810e-003
tblVehicleEF	LHD1	0.07	0.05
tblVehicleEF	LHD1	0.35	0.53
tblVehicleEF	LHD1	0.20	0.06
tblVehicleEF	LHD1	9.1000e-005	8.7000e-005
tblVehicleEF	LHD1	5.7570e-003	5.9580e-003
tblVehicleEF	LHD1	3.1800e-004	9.8000e-005
tblVehicleEF	LHD1	6.3950e-003	5.0260e-003
tblVehicleEF	LHD1	0.12	0.09
tblVehicleEF	LHD1	0.02	0.03
tblVehicleEF	LHD1	3.6780e-003	2.8810e-003
tblVehicleEF	LHD1	0.08	0.06
tblVehicleEF	LHD1	0.35	0.53
tblVehicleEF	LHD1	0.22	0.06
tblVehicleEF	LHD1	4.5150e-003	4.3890e-003
tblVehicleEF	LHD1	8.0880e-003	4.3430e-003
tblVehicleEF	LHD1	0.02	0.01
tblVehicleEF	LHD1	0.14	0.17
tblVehicleEF	LHD1	0.74	0.58
tblVehicleEF	LHD1	2.04	0.90
tblVehicleEF	LHD1	9.20	9.02

Merrill Commerce Center (Phase C Operations - Passenger Cars) - San Bernardino-South Coast County, Winter

tblVehicleEF	LHD1	588.15	612.33
tblVehicleEF	LHD1	28.17	10.01
tblVehicleEF	LHD1	0.08	0.07
tblVehicleEF	LHD1	1.51	0.99
tblVehicleEF	LHD1	9.4500e-004	9.9000e-004
tblVehicleEF	LHD1	0.01	0.01
tblVehicleEF	LHD1	0.01	8.8180e-003
tblVehicleEF	LHD1	7.9100e-004	2.2400e-004
tblVehicleEF	LHD1	9.0400e-004	9.4700e-004
tblVehicleEF	LHD1	2.5790e-003	2.5040e-003
tblVehicleEF	LHD1	0.01	8.4140e-003
tblVehicleEF	LHD1	7.2700e-004	2.0600e-004
tblVehicleEF	LHD1	3.4680e-003	2.7570e-003
tblVehicleEF	LHD1	0.12	0.09
tblVehicleEF	LHD1	0.02	0.02
tblVehicleEF	LHD1	1.6320e-003	1.2680e-003
tblVehicleEF	LHD1	0.07	0.05
tblVehicleEF	LHD1	0.37	0.56
tblVehicleEF	LHD1	0.21	0.06
tblVehicleEF	LHD1	9.1000e-005	8.7000e-005
tblVehicleEF	LHD1	5.7560e-003	5.9570e-003
tblVehicleEF	LHD1	3.2000e-004	9.9000e-005
tblVehicleEF	LHD1	3.4680e-003	2.7570e-003
tblVehicleEF	LHD1	0.12	0.09
tblVehicleEF	LHD1	0.02	0.03
tblVehicleEF	LHD1	1.6320e-003	1.2680e-003
tblVehicleEF	LHD1	0.08	0.06

Merrill Commerce Center (Phase C Operations - Passenger Cars) - San Bernardino-South Coast County, Winter

tblVehicleEF	LHD1	0.37	0.56
tblVehicleEF	LHD1	0.22	0.07
tblVehicleEF	LHD2	3.0190e-003	2.9450e-003
tblVehicleEF	LHD2	3.0020e-003	3.0680e-003
tblVehicleEF	LHD2	5.3750e-003	7.2680e-003
tblVehicleEF	LHD2	0.12	0.13
tblVehicleEF	LHD2	0.32	0.39
tblVehicleEF	LHD2	0.99	0.52
tblVehicleEF	LHD2	14.02	14.10
tblVehicleEF	LHD2	590.99	612.80
tblVehicleEF	LHD2	23.05	7.09
tblVehicleEF	LHD2	0.09	0.10
tblVehicleEF	LHD2	0.79	1.09
tblVehicleEF	LHD2	1.1800e-003	1.4530e-003
tblVehicleEF	LHD2	0.01	0.01
tblVehicleEF	LHD2	9.5980e-003	0.01
tblVehicleEF	LHD2	3.5700e-004	1.0800e-004
tblVehicleEF	LHD2	1.1290e-003	1.3900e-003
tblVehicleEF	LHD2	2.7000e-003	2.7060e-003
tblVehicleEF	LHD2	9.1720e-003	0.01
tblVehicleEF	LHD2	3.2900e-004	1.0000e-004
tblVehicleEF	LHD2	1.0100e-003	1.2570e-003
tblVehicleEF	LHD2	0.03	0.04
tblVehicleEF	LHD2	0.01	0.02
tblVehicleEF	LHD2	5.7600e-004	6.9200e-004
tblVehicleEF	LHD2	0.04	0.05
tblVehicleEF	LHD2	0.06	0.22

Merrill Commerce Center (Phase C Operations - Passenger Cars) - San Bernardino-South Coast County, Winter

tblVehicleEF	LHD2	0.07	0.04
tblVehicleEF	LHD2	1.3700e-004	1.3500e-004
tblVehicleEF	LHD2	5.7450e-003	5.9080e-003
tblVehicleEF	LHD2	2.4800e-004	7.0000e-005
tblVehicleEF	LHD2	1.0100e-003	1.2570e-003
tblVehicleEF	LHD2	0.03	0.04
tblVehicleEF	LHD2	0.02	0.02
tblVehicleEF	LHD2	5.7600e-004	6.9200e-004
tblVehicleEF	LHD2	0.05	0.06
tblVehicleEF	LHD2	0.06	0.22
tblVehicleEF	LHD2	0.08	0.04
tblVehicleEF	LHD2	3.0190e-003	2.9540e-003
tblVehicleEF	LHD2	3.0350e-003	3.0940e-003
tblVehicleEF	LHD2	5.1530e-003	6.9430e-003
tblVehicleEF	LHD2	0.12	0.13
tblVehicleEF	LHD2	0.32	0.40
tblVehicleEF	LHD2	0.93	0.49
tblVehicleEF	LHD2	14.02	14.10
tblVehicleEF	LHD2	590.99	612.80
tblVehicleEF	LHD2	23.05	7.04
tblVehicleEF	LHD2	0.09	0.10
tblVehicleEF	LHD2	0.74	1.03
tblVehicleEF	LHD2	1.1800e-003	1.4530e-003
tblVehicleEF	LHD2	0.01	0.01
tblVehicleEF	LHD2	9.5980e-003	0.01
tblVehicleEF	LHD2	3.5700e-004	1.0800e-004
tblVehicleEF	LHD2	1.1290e-003	1.3900e-003

Merrill Commerce Center (Phase C Operations - Passenger Cars) - San Bernardino-South Coast County, Winter

tblVehicleEF	LHD2	2.7000e-003	2.7060e-003
tblVehicleEF	LHD2	9.1720e-003	0.01
tblVehicleEF	LHD2	3.2900e-004	1.0000e-004
tblVehicleEF	LHD2	1.9350e-003	2.4210e-003
tblVehicleEF	LHD2	0.03	0.04
tblVehicleEF	LHD2	0.01	0.02
tblVehicleEF	LHD2	1.2190e-003	1.4810e-003
tblVehicleEF	LHD2	0.04	0.05
tblVehicleEF	LHD2	0.06	0.22
tblVehicleEF	LHD2	0.07	0.03
tblVehicleEF	LHD2	1.3700e-004	1.3500e-004
tblVehicleEF	LHD2	5.7450e-003	5.9080e-003
tblVehicleEF	LHD2	2.4700e-004	7.0000e-005
tblVehicleEF	LHD2	1.9350e-003	2.4210e-003
tblVehicleEF	LHD2	0.03	0.04
tblVehicleEF	LHD2	0.02	0.02
tblVehicleEF	LHD2	1.2190e-003	1.4810e-003
tblVehicleEF	LHD2	0.05	0.06
tblVehicleEF	LHD2	0.06	0.22
tblVehicleEF	LHD2	0.08	0.04
tblVehicleEF	LHD2	3.0190e-003	2.9470e-003
tblVehicleEF	LHD2	3.0060e-003	3.0710e-003
tblVehicleEF	LHD2	5.3330e-003	7.2070e-003
tblVehicleEF	LHD2	0.12	0.13
tblVehicleEF	LHD2	0.32	0.39
tblVehicleEF	LHD2	0.97	0.52
tblVehicleEF	LHD2	14.02	14.10

Merrill Commerce Center (Phase C Operations - Passenger Cars) - San Bernardino-South Coast County, Winter

tblVehicleEF	LHD2	590.99	612.80
tblVehicleEF	LHD2	23.05	7.08
tblVehicleEF	LHD2	0.09	0.10
tblVehicleEF	LHD2	0.77	1.07
tblVehicleEF	LHD2	1.1800e-003	1.4530e-003
tblVehicleEF	LHD2	0.01	0.01
tblVehicleEF	LHD2	9.5980e-003	0.01
tblVehicleEF	LHD2	3.5700e-004	1.0800e-004
tblVehicleEF	LHD2	1.1290e-003	1.3900e-003
tblVehicleEF	LHD2	2.7000e-003	2.7060e-003
tblVehicleEF	LHD2	9.1720e-003	0.01
tblVehicleEF	LHD2	3.2900e-004	1.0000e-004
tblVehicleEF	LHD2	1.0020e-003	1.2650e-003
tblVehicleEF	LHD2	0.03	0.04
tblVehicleEF	LHD2	0.01	0.02
tblVehicleEF	LHD2	5.6100e-004	6.7200e-004
tblVehicleEF	LHD2	0.04	0.05
tblVehicleEF	LHD2	0.07	0.24
tblVehicleEF	LHD2	0.07	0.03
tblVehicleEF	LHD2	1.3700e-004	1.3500e-004
tblVehicleEF	LHD2	5.7450e-003	5.9080e-003
tblVehicleEF	LHD2	2.4800e-004	7.0000e-005
tblVehicleEF	LHD2	1.0020e-003	1.2650e-003
tblVehicleEF	LHD2	0.03	0.04
tblVehicleEF	LHD2	0.02	0.02
tblVehicleEF	LHD2	5.6100e-004	6.7200e-004
tblVehicleEF	LHD2	0.05	0.06

Merrill Commerce Center (Phase C Operations - Passenger Cars) - San Bernardino-South Coast County, Winter

tblVehicleEF	LHD2	0.07	0.24
tblVehicleEF	LHD2	0.08	0.04
tblVehicleEF	MCY	0.44	0.32
tblVehicleEF	MCY	0.15	0.25
tblVehicleEF	MCY	19.12	19.37
tblVehicleEF	MCY	10.00	8.87
tblVehicleEF	MCY	170.19	210.88
tblVehicleEF	MCY	44.81	60.33
tblVehicleEF	MCY	1.15	1.15
tblVehicleEF	MCY	2.0020e-003	1.9620e-003
tblVehicleEF	MCY	3.3000e-003	2.8020e-003
tblVehicleEF	MCY	1.8700e-003	1.8320e-003
tblVehicleEF	MCY	3.0980e-003	2.6300e-003
tblVehicleEF	MCY	1.43	1.45
tblVehicleEF	MCY	0.79	0.81
tblVehicleEF	MCY	0.77	0.78
tblVehicleEF	MCY	2.17	2.18
tblVehicleEF	MCY	0.44	1.74
tblVehicleEF	MCY	2.11	1.87
tblVehicleEF	MCY	2.0780e-003	2.0870e-003
tblVehicleEF	MCY	6.7400e-004	5.9700e-004
tblVehicleEF	MCY	1.43	1.45
tblVehicleEF	MCY	0.79	0.81
tblVehicleEF	MCY	0.77	0.78
tblVehicleEF	MCY	2.69	2.70
tblVehicleEF	MCY	0.44	1.74
tblVehicleEF	MCY	2.29	2.03

Merrill Commerce Center (Phase C Operations - Passenger Cars) - San Bernardino-South Coast County, Winter

tblVehicleEF	MCY	0.43	0.32
tblVehicleEF	MCY	0.13	0.21
tblVehicleEF	MCY	19.26	19.51
tblVehicleEF	MCY	9.04	7.97
tblVehicleEF	MCY	170.19	210.93
tblVehicleEF	MCY	44.81	58.05
tblVehicleEF	MCY	0.98	0.98
tblVehicleEF	MCY	2.0020e-003	1.9620e-003
tblVehicleEF	MCY	3.3000e-003	2.8020e-003
tblVehicleEF	MCY	1.8700e-003	1.8320e-003
tblVehicleEF	MCY	3.0980e-003	2.6300e-003
tblVehicleEF	MCY	3.08	3.13
tblVehicleEF	MCY	1.21	1.26
tblVehicleEF	MCY	2.05	2.08
tblVehicleEF	MCY	2.12	2.13
tblVehicleEF	MCY	0.44	1.74
tblVehicleEF	MCY	1.82	1.60
tblVehicleEF	MCY	2.0780e-003	2.0870e-003
tblVehicleEF	MCY	6.4900e-004	5.7400e-004
tblVehicleEF	MCY	3.08	3.13
tblVehicleEF	MCY	1.21	1.26
tblVehicleEF	MCY	2.05	2.08
tblVehicleEF	MCY	2.64	2.64
tblVehicleEF	MCY	0.44	1.74
tblVehicleEF	MCY	1.98	1.75
tblVehicleEF	MCY	0.44	0.32
tblVehicleEF	MCY	0.15	0.24

Merrill Commerce Center (Phase C Operations - Passenger Cars) - San Bernardino-South Coast County, Winter

tblVehicleEF	MCY	18.32	18.54
tblVehicleEF	MCY	9.65	8.53
tblVehicleEF	MCY	170.19	209.44
tblVehicleEF	MCY	44.81	59.57
tblVehicleEF	MCY	1.11	1.11
tblVehicleEF	MCY	2.0020e-003	1.9620e-003
tblVehicleEF	MCY	3.3000e-003	2.8020e-003
tblVehicleEF	MCY	1.8700e-003	1.8320e-003
tblVehicleEF	MCY	3.0980e-003	2.6300e-003
tblVehicleEF	MCY	1.68	1.70
tblVehicleEF	MCY	1.05	1.07
tblVehicleEF	MCY	0.69	0.70
tblVehicleEF	MCY	2.14	2.14
tblVehicleEF	MCY	0.50	2.00
tblVehicleEF	MCY	2.04	1.80
tblVehicleEF	MCY	2.0640e-003	2.0730e-003
tblVehicleEF	MCY	6.6600e-004	5.9000e-004
tblVehicleEF	MCY	1.68	1.70
tblVehicleEF	MCY	1.05	1.07
tblVehicleEF	MCY	0.69	0.70
tblVehicleEF	MCY	2.65	2.66
tblVehicleEF	MCY	0.50	2.00
tblVehicleEF	MCY	2.22	1.96
tblVehicleEF	MDV	8.5490e-003	3.4430e-003
tblVehicleEF	MDV	0.01	0.06
tblVehicleEF	MDV	0.97	0.80
tblVehicleEF	MDV	2.26	2.68

Merrill Commerce Center (Phase C Operations - Passenger Cars) - San Bernardino-South Coast County, Winter

tblVehicleEF	MDV	424.40	358.68
tblVehicleEF	MDV	95.54	75.12
tblVehicleEF	MDV	0.12	0.07
tblVehicleEF	MDV	1.7550e-003	1.3620e-003
tblVehicleEF	MDV	2.3950e-003	1.6900e-003
tblVehicleEF	MDV	1.6170e-003	1.2560e-003
tblVehicleEF	MDV	2.2020e-003	1.5540e-003
tblVehicleEF	MDV	0.09	0.11
tblVehicleEF	MDV	0.18	0.15
tblVehicleEF	MDV	0.08	0.09
tblVehicleEF	MDV	0.02	0.01
tblVehicleEF	MDV	0.10	0.46
tblVehicleEF	MDV	0.17	0.31
tblVehicleEF	MDV	4.2490e-003	3.5450e-003
tblVehicleEF	MDV	9.9500e-004	7.4300e-004
tblVehicleEF	MDV	0.09	0.11
tblVehicleEF	MDV	0.18	0.15
tblVehicleEF	MDV	0.08	0.09
tblVehicleEF	MDV	0.03	0.02
tblVehicleEF	MDV	0.10	0.46
tblVehicleEF	MDV	0.18	0.34
tblVehicleEF	MDV	9.6990e-003	3.9420e-003
tblVehicleEF	MDV	0.01	0.06
tblVehicleEF	MDV	1.19	0.97
tblVehicleEF	MDV	1.87	2.22
tblVehicleEF	MDV	461.94	380.41
tblVehicleEF	MDV	95.54	74.23

Merrill Commerce Center (Phase C Operations - Passenger Cars) - San Bernardino-South Coast County, Winter

tblVehicleEF	MDV	0.10	0.06
tblVehicleEF	MDV	1.7550e-003	1.3620e-003
tblVehicleEF	MDV	2.3950e-003	1.6900e-003
tblVehicleEF	MDV	1.6170e-003	1.2560e-003
tblVehicleEF	MDV	2.2020e-003	1.5540e-003
tblVehicleEF	MDV	0.18	0.21
tblVehicleEF	MDV	0.20	0.17
tblVehicleEF	MDV	0.16	0.19
tblVehicleEF	MDV	0.02	0.02
tblVehicleEF	MDV	0.10	0.46
tblVehicleEF	MDV	0.14	0.26
tblVehicleEF	MDV	4.6270e-003	3.7610e-003
tblVehicleEF	MDV	9.8800e-004	7.3500e-004
tblVehicleEF	MDV	0.18	0.21
tblVehicleEF	MDV	0.20	0.17
tblVehicleEF	MDV	0.16	0.19
tblVehicleEF	MDV	0.04	0.02
tblVehicleEF	MDV	0.10	0.46
tblVehicleEF	MDV	0.15	0.28
tblVehicleEF	MDV	8.3240e-003	3.3580e-003
tblVehicleEF	MDV	0.01	0.06
tblVehicleEF	MDV	0.92	0.75
tblVehicleEF	MDV	2.23	2.64
tblVehicleEF	MDV	415.65	353.53
tblVehicleEF	MDV	95.54	75.05
tblVehicleEF	MDV	0.11	0.06
tblVehicleEF	MDV	1.7550e-003	1.3620e-003

Merrill Commerce Center (Phase C Operations - Passenger Cars) - San Bernardino-South Coast County, Winter

tblVehicleEF	MDV	2.3950e-003	1.6900e-003
tblVehicleEF	MDV	1.6170e-003	1.2560e-003
tblVehicleEF	MDV	2.2020e-003	1.5540e-003
tblVehicleEF	MDV	0.09	0.10
tblVehicleEF	MDV	0.19	0.16
tblVehicleEF	MDV	0.07	0.09
tblVehicleEF	MDV	0.02	0.01
tblVehicleEF	MDV	0.12	0.53
tblVehicleEF	MDV	0.16	0.31
tblVehicleEF	MDV	4.1610e-003	3.4950e-003
tblVehicleEF	MDV	9.9400e-004	7.4300e-004
tblVehicleEF	MDV	0.09	0.10
tblVehicleEF	MDV	0.19	0.16
tblVehicleEF	MDV	0.07	0.09
tblVehicleEF	MDV	0.03	0.02
tblVehicleEF	MDV	0.12	0.53
tblVehicleEF	MDV	0.18	0.34
tblVehicleEF	MH	0.02	3.4970e-003
tblVehicleEF	MH	0.02	0.00
tblVehicleEF	MH	1.71	0.32
tblVehicleEF	MH	5.12	0.00
tblVehicleEF	MH	1,044.82	918.79
tblVehicleEF	MH	58.27	0.00
tblVehicleEF	MH	1.20	3.97
tblVehicleEF	MH	0.01	0.02
tblVehicleEF	MH	0.03	0.12
tblVehicleEF	MH	9.8200e-004	0.00

Merrill Commerce Center (Phase C Operations - Passenger Cars) - San Bernardino-South Coast County, Winter

tblVehicleEF	MH	3.2250e-003	4.0000e-003
tblVehicleEF	MH	0.03	0.11
tblVehicleEF	MH	9.0300e-004	0.00
tblVehicleEF	MH	1.16	0.00
tblVehicleEF	MH	0.07	0.00
tblVehicleEF	MH	0.41	0.00
tblVehicleEF	MH	0.07	0.08
tblVehicleEF	MH	0.03	0.00
tblVehicleEF	MH	0.30	0.00
tblVehicleEF	MH	0.01	8.6860e-003
tblVehicleEF	MH	6.7200e-004	0.00
tblVehicleEF	MH	1.16	0.00
tblVehicleEF	MH	0.07	0.00
tblVehicleEF	MH	0.41	0.00
tblVehicleEF	MH	0.09	0.09
tblVehicleEF	MH	0.03	0.00
tblVehicleEF	MH	0.33	0.00
tblVehicleEF	MH	0.02	3.4970e-003
tblVehicleEF	MH	0.02	0.00
tblVehicleEF	MH	1.77	0.32
tblVehicleEF	MH	4.67	0.00
tblVehicleEF	MH	1,044.82	918.79
tblVehicleEF	MH	58.27	0.00
tblVehicleEF	MH	1.10	3.73
tblVehicleEF	MH	0.01	0.02
tblVehicleEF	MH	0.03	0.12
tblVehicleEF	MH	9.8200e-004	0.00

Merrill Commerce Center (Phase C Operations - Passenger Cars) - San Bernardino-South Coast County, Winter

tblVehicleEF	MH	3.2250e-003	4.0000e-003
tblVehicleEF	MH	0.03	0.11
tblVehicleEF	MH	9.0300e-004	0.00
tblVehicleEF	MH	2.28	0.00
tblVehicleEF	MH	0.09	0.00
tblVehicleEF	MH	0.97	0.00
tblVehicleEF	MH	0.07	0.08
tblVehicleEF	MH	0.03	0.00
tblVehicleEF	MH	0.28	0.00
tblVehicleEF	MH	0.01	8.6860e-003
tblVehicleEF	MH	6.6400e-004	0.00
tblVehicleEF	MH	2.28	0.00
tblVehicleEF	MH	0.09	0.00
tblVehicleEF	MH	0.97	0.00
tblVehicleEF	MH	0.09	0.09
tblVehicleEF	MH	0.03	0.00
tblVehicleEF	MH	0.31	0.00
tblVehicleEF	MH	0.02	3.4970e-003
tblVehicleEF	MH	0.02	0.00
tblVehicleEF	MH	1.71	0.32
tblVehicleEF	MH	5.07	0.00
tblVehicleEF	MH	1,044.82	918.79
tblVehicleEF	MH	58.27	0.00
tblVehicleEF	MH	1.17	3.90
tblVehicleEF	MH	0.01	0.02
tblVehicleEF	MH	0.03	0.12
tblVehicleEF	MH	9.8200e-004	0.00

Merrill Commerce Center (Phase C Operations - Passenger Cars) - San Bernardino-South Coast County, Winter

tblVehicleEF	MH	3.2250e-003	4.0000e-003
tblVehicleEF	MH	0.03	0.11
tblVehicleEF	MH	9.0300e-004	0.00
tblVehicleEF	MH	1.34	0.00
tblVehicleEF	MH	0.09	0.00
tblVehicleEF	MH	0.43	0.00
tblVehicleEF	MH	0.07	0.08
tblVehicleEF	MH	0.03	0.00
tblVehicleEF	MH	0.30	0.00
tblVehicleEF	MH	0.01	8.6860e-003
tblVehicleEF	MH	6.7100e-004	0.00
tblVehicleEF	MH	1.34	0.00
tblVehicleEF	MH	0.09	0.00
tblVehicleEF	MH	0.43	0.00
tblVehicleEF	MH	0.09	0.09
tblVehicleEF	MH	0.03	0.00
tblVehicleEF	MH	0.32	0.00
tblVehicleEF	MHD	0.02	2.9940e-003
tblVehicleEF	MHD	2.1980e-003	9.6000e-004
tblVehicleEF	MHD	0.04	7.1190e-003
tblVehicleEF	MHD	0.29	0.33
tblVehicleEF	MHD	0.20	0.13
tblVehicleEF	MHD	3.68	0.75
tblVehicleEF	MHD	158.15	61.88
tblVehicleEF	MHD	1,094.62	924.73
tblVehicleEF	MHD	48.60	7.15
tblVehicleEF	MHD	0.42	0.33

Merrill Commerce Center (Phase C Operations - Passenger Cars) - San Bernardino-South Coast County, Winter

tblVehicleEF	MHD	0.62	1.01
tblVehicleEF	MHD	8.1000e-005	2.0700e-004
tblVehicleEF	MHD	2.7670e-003	7.7130e-003
tblVehicleEF	MHD	6.4800e-004	8.3000e-005
tblVehicleEF	MHD	7.7000e-005	1.9800e-004
tblVehicleEF	MHD	2.6430e-003	7.3750e-003
tblVehicleEF	MHD	5.9600e-004	7.6000e-005
tblVehicleEF	MHD	9.1200e-004	4.0900e-004
tblVehicleEF	MHD	0.03	0.01
tblVehicleEF	MHD	0.02	0.01
tblVehicleEF	MHD	5.0100e-004	2.2400e-004
tblVehicleEF	MHD	0.03	9.7180e-003
tblVehicleEF	MHD	0.01	0.08
tblVehicleEF	MHD	0.23	0.04
tblVehicleEF	MHD	1.5190e-003	5.8700e-004
tblVehicleEF	MHD	0.01	8.8120e-003
tblVehicleEF	MHD	5.5000e-004	7.1000e-005
tblVehicleEF	MHD	9.1200e-004	4.0900e-004
tblVehicleEF	MHD	0.03	0.01
tblVehicleEF	MHD	0.03	0.02
tblVehicleEF	MHD	5.0100e-004	2.2400e-004
tblVehicleEF	MHD	0.03	0.01
tblVehicleEF	MHD	0.01	0.08
tblVehicleEF	MHD	0.25	0.04
tblVehicleEF	MHD	0.01	2.8540e-003
tblVehicleEF	MHD	2.2250e-003	9.7900e-004
tblVehicleEF	MHD	0.04	6.7960e-003

Merrill Commerce Center (Phase C Operations - Passenger Cars) - San Bernardino-South Coast County, Winter

tblVehicleEF	MHD	0.21	0.29
tblVehicleEF	MHD	0.20	0.13
tblVehicleEF	MHD	3.44	0.70
tblVehicleEF	MHD	167.52	61.59
tblVehicleEF	MHD	1,094.62	924.73
tblVehicleEF	MHD	48.60	7.06
tblVehicleEF	MHD	0.44	0.32
tblVehicleEF	MHD	0.58	0.95
tblVehicleEF	MHD	6.8000e-005	1.7800e-004
tblVehicleEF	MHD	2.7670e-003	7.7130e-003
tblVehicleEF	MHD	6.4800e-004	8.3000e-005
tblVehicleEF	MHD	6.5000e-005	1.7000e-004
tblVehicleEF	MHD	2.6430e-003	7.3750e-003
tblVehicleEF	MHD	5.9600e-004	7.6000e-005
tblVehicleEF	MHD	1.7790e-003	7.9800e-004
tblVehicleEF	MHD	0.04	0.02
tblVehicleEF	MHD	0.02	0.01
tblVehicleEF	MHD	1.1090e-003	4.9600e-004
tblVehicleEF	MHD	0.03	9.7970e-003
tblVehicleEF	MHD	0.01	0.08
tblVehicleEF	MHD	0.22	0.03
tblVehicleEF	MHD	1.6070e-003	5.8400e-004
tblVehicleEF	MHD	0.01	8.8120e-003
tblVehicleEF	MHD	5.4600e-004	7.0000e-005
tblVehicleEF	MHD	1.7790e-003	7.9800e-004
tblVehicleEF	MHD	0.04	0.02
tblVehicleEF	MHD	0.03	0.02

Merrill Commerce Center (Phase C Operations - Passenger Cars) - San Bernardino-South Coast County, Winter

tblVehicleEF	MHD	1.1090e-003	4.9600e-004
tblVehicleEF	MHD	0.03	0.01
tblVehicleEF	MHD	0.01	0.08
tblVehicleEF	MHD	0.24	0.04
tblVehicleEF	MHD	0.02	3.2040e-003
tblVehicleEF	MHD	2.2010e-003	9.6100e-004
tblVehicleEF	MHD	0.04	7.0350e-003
tblVehicleEF	MHD	0.40	0.39
tblVehicleEF	MHD	0.20	0.13
tblVehicleEF	MHD	3.62	0.74
tblVehicleEF	MHD	145.20	62.28
tblVehicleEF	MHD	1,094.62	924.73
tblVehicleEF	MHD	48.60	7.13
tblVehicleEF	MHD	0.40	0.35
tblVehicleEF	MHD	0.61	0.99
tblVehicleEF	MHD	9.8000e-005	2.4800e-004
tblVehicleEF	MHD	2.7670e-003	7.7130e-003
tblVehicleEF	MHD	6.4800e-004	8.3000e-005
tblVehicleEF	MHD	9.4000e-005	2.3700e-004
tblVehicleEF	MHD	2.6430e-003	7.3750e-003
tblVehicleEF	MHD	5.9600e-004	7.6000e-005
tblVehicleEF	MHD	9.3500e-004	4.2100e-004
tblVehicleEF	MHD	0.03	0.02
tblVehicleEF	MHD	0.02	0.02
tblVehicleEF	MHD	4.8700e-004	2.1800e-004
tblVehicleEF	MHD	0.03	9.7270e-003
tblVehicleEF	MHD	0.01	0.08

Merrill Commerce Center (Phase C Operations - Passenger Cars) - San Bernardino-South Coast County, Winter

tblVehicleEF	MHD	0.22	0.04
tblVehicleEF	MHD	1.3960e-003	5.9100e-004
tblVehicleEF	MHD	0.01	8.8120e-003
tblVehicleEF	MHD	5.4900e-004	7.1000e-005
tblVehicleEF	MHD	9.3500e-004	4.2100e-004
tblVehicleEF	MHD	0.03	0.02
tblVehicleEF	MHD	0.03	0.02
tblVehicleEF	MHD	4.8700e-004	2.1800e-004
tblVehicleEF	MHD	0.03	0.01
tblVehicleEF	MHD	0.01	0.08
tblVehicleEF	MHD	0.25	0.04
tblVehicleEF	OBUS	0.01	8.9910e-003
tblVehicleEF	OBUS	5.5880e-003	5.0340e-003
tblVehicleEF	OBUS	0.02	0.02
tblVehicleEF	OBUS	0.24	0.52
tblVehicleEF	OBUS	0.37	0.59
tblVehicleEF	OBUS	5.06	2.45
tblVehicleEF	OBUS	67.58	67.60
tblVehicleEF	OBUS	1,116.49	1,365.08
tblVehicleEF	OBUS	69.55	20.25
tblVehicleEF	OBUS	0.13	0.25
tblVehicleEF	OBUS	0.43	0.85
tblVehicleEF	OBUS	1.2000e-005	8.5000e-005
tblVehicleEF	OBUS	2.0510e-003	6.3820e-003
tblVehicleEF	OBUS	9.6400e-004	2.3500e-004
tblVehicleEF	OBUS	1.1000e-005	8.1000e-005
tblVehicleEF	OBUS	1.9380e-003	6.0850e-003

Merrill Commerce Center (Phase C Operations - Passenger Cars) - San Bernardino-South Coast County, Winter

tblVehicleEF	OBUS	8.8700e-004	2.1600e-004
tblVehicleEF	OBUS	1.8580e-003	2.6690e-003
tblVehicleEF	OBUS	0.02	0.03
tblVehicleEF	OBUS	0.03	0.05
tblVehicleEF	OBUS	8.2500e-004	1.1300e-003
tblVehicleEF	OBUS	0.03	0.03
tblVehicleEF	OBUS	0.05	0.32
tblVehicleEF	OBUS	0.32	0.12
tblVehicleEF	OBUS	6.5700e-004	6.4500e-004
tblVehicleEF	OBUS	0.01	0.01
tblVehicleEF	OBUS	7.8400e-004	2.0000e-004
tblVehicleEF	OBUS	1.8580e-003	2.6690e-003
tblVehicleEF	OBUS	0.02	0.03
tblVehicleEF	OBUS	0.04	0.06
tblVehicleEF	OBUS	8.2500e-004	1.1300e-003
tblVehicleEF	OBUS	0.03	0.04
tblVehicleEF	OBUS	0.05	0.32
tblVehicleEF	OBUS	0.35	0.13
tblVehicleEF	OBUS	0.01	9.0700e-003
tblVehicleEF	OBUS	5.7260e-003	5.1780e-003
tblVehicleEF	OBUS	0.02	0.02
tblVehicleEF	OBUS	0.24	0.52
tblVehicleEF	OBUS	0.38	0.60
tblVehicleEF	OBUS	4.64	2.25
tblVehicleEF	OBUS	70.58	66.89
tblVehicleEF	OBUS	1,116.49	1,365.10
tblVehicleEF	OBUS	69.55	19.90

Merrill Commerce Center (Phase C Operations - Passenger Cars) - San Bernardino-South Coast County, Winter

tblVehicleEF	OBUS	0.13	0.24
tblVehicleEF	OBUS	0.40	0.78
tblVehicleEF	OBUS	1.0000e-005	7.5000e-005
tblVehicleEF	OBUS	2.0510e-003	6.3820e-003
tblVehicleEF	OBUS	9.6400e-004	2.3500e-004
tblVehicleEF	OBUS	1.0000e-005	7.2000e-005
tblVehicleEF	OBUS	1.9380e-003	6.0850e-003
tblVehicleEF	OBUS	8.8700e-004	2.1600e-004
tblVehicleEF	OBUS	3.5980e-003	5.1580e-003
tblVehicleEF	OBUS	0.02	0.03
tblVehicleEF	OBUS	0.03	0.05
tblVehicleEF	OBUS	1.8620e-003	2.5390e-003
tblVehicleEF	OBUS	0.03	0.03
tblVehicleEF	OBUS	0.05	0.32
tblVehicleEF	OBUS	0.30	0.11
tblVehicleEF	OBUS	6.8600e-004	6.3800e-004
tblVehicleEF	OBUS	0.01	0.01
tblVehicleEF	OBUS	7.7700e-004	1.9700e-004
tblVehicleEF	OBUS	3.5980e-003	5.1580e-003
tblVehicleEF	OBUS	0.02	0.03
tblVehicleEF	OBUS	0.04	0.07
tblVehicleEF	OBUS	1.8620e-003	2.5390e-003
tblVehicleEF	OBUS	0.04	0.04
tblVehicleEF	OBUS	0.05	0.32
tblVehicleEF	OBUS	0.33	0.12
tblVehicleEF	OBUS	0.01	8.9240e-003
tblVehicleEF	OBUS	5.6030e-003	5.0500e-003

Merrill Commerce Center (Phase C Operations - Passenger Cars) - San Bernardino-South Coast County, Winter

tblVehicleEF	OBUS	0.02	0.02
tblVehicleEF	OBUS	0.25	0.52
tblVehicleEF	OBUS	0.37	0.59
tblVehicleEF	OBUS	5.03	2.43
tblVehicleEF	OBUS	63.44	68.58
tblVehicleEF	OBUS	1,116.49	1,365.08
tblVehicleEF	OBUS	69.55	20.22
tblVehicleEF	OBUS	0.12	0.27
tblVehicleEF	OBUS	0.42	0.83
tblVehicleEF	OBUS	1.4000e-005	9.8000e-005
tblVehicleEF	OBUS	2.0510e-003	6.3820e-003
tblVehicleEF	OBUS	9.6400e-004	2.3500e-004
tblVehicleEF	OBUS	1.4000e-005	9.4000e-005
tblVehicleEF	OBUS	1.9380e-003	6.0850e-003
tblVehicleEF	OBUS	8.8700e-004	2.1600e-004
tblVehicleEF	OBUS	1.8980e-003	2.7930e-003
tblVehicleEF	OBUS	0.02	0.03
tblVehicleEF	OBUS	0.03	0.05
tblVehicleEF	OBUS	8.1700e-004	1.1300e-003
tblVehicleEF	OBUS	0.03	0.03
tblVehicleEF	OBUS	0.05	0.34
tblVehicleEF	OBUS	0.31	0.12
tblVehicleEF	OBUS	6.1800e-004	6.5400e-004
tblVehicleEF	OBUS	0.01	0.01
tblVehicleEF	OBUS	7.8400e-004	2.0000e-004
tblVehicleEF	OBUS	1.8980e-003	2.7930e-003
tblVehicleEF	OBUS	0.02	0.03

Merrill Commerce Center (Phase C Operations - Passenger Cars) - San Bernardino-South Coast County, Winter

tblVehicleEF	OBUS	0.04	0.06
tblVehicleEF	OBUS	8.1700e-004	1.1300e-003
tblVehicleEF	OBUS	0.03	0.04
tblVehicleEF	OBUS	0.05	0.34
tblVehicleEF	OBUS	0.34	0.13
tblVehicleEF	SBUS	0.82	0.05
tblVehicleEF	SBUS	7.8130e-003	5.3990e-003
tblVehicleEF	SBUS	0.06	4.5740e-003
tblVehicleEF	SBUS	6.12	2.19
tblVehicleEF	SBUS	0.49	0.47
tblVehicleEF	SBUS	5.01	0.59
tblVehicleEF	SBUS	1,203.07	329.54
tblVehicleEF	SBUS	1,105.95	1,067.20
tblVehicleEF	SBUS	41.30	3.57
tblVehicleEF	SBUS	8.58	2.94
tblVehicleEF	SBUS	3.25	4.02
tblVehicleEF	SBUS	6.6860e-003	2.6920e-003
tblVehicleEF	SBUS	0.01	0.01
tblVehicleEF	SBUS	0.02	0.02
tblVehicleEF	SBUS	6.3200e-004	3.8000e-005
tblVehicleEF	SBUS	6.3970e-003	2.5760e-003
tblVehicleEF	SBUS	2.7260e-003	2.7350e-003
tblVehicleEF	SBUS	0.02	0.02
tblVehicleEF	SBUS	5.8100e-004	3.5000e-005
tblVehicleEF	SBUS	3.1550e-003	8.0900e-004
tblVehicleEF	SBUS	0.02	6.0880e-003
tblVehicleEF	SBUS	0.72	0.23

Merrill Commerce Center (Phase C Operations - Passenger Cars) - San Bernardino-South Coast County, Winter

tblVehicleEF	SBUS	1.5070e-003	4.0900e-004
tblVehicleEF	SBUS	0.09	0.08
tblVehicleEF	SBUS	9.7290e-003	0.04
tblVehicleEF	SBUS	0.26	0.03
tblVehicleEF	SBUS	0.01	3.1350e-003
tblVehicleEF	SBUS	0.01	0.01
tblVehicleEF	SBUS	5.0000e-004	3.5000e-005
tblVehicleEF	SBUS	3.1550e-003	8.0900e-004
tblVehicleEF	SBUS	0.02	6.0880e-003
tblVehicleEF	SBUS	1.04	0.32
tblVehicleEF	SBUS	1.5070e-003	4.0900e-004
tblVehicleEF	SBUS	0.11	0.09
tblVehicleEF	SBUS	9.7290e-003	0.04
tblVehicleEF	SBUS	0.29	0.03
tblVehicleEF	SBUS	0.82	0.05
tblVehicleEF	SBUS	7.9420e-003	5.4670e-003
tblVehicleEF	SBUS	0.05	3.7780e-003
tblVehicleEF	SBUS	6.01	2.16
tblVehicleEF	SBUS	0.50	0.47
tblVehicleEF	SBUS	3.43	0.42
tblVehicleEF	SBUS	1,262.44	335.12
tblVehicleEF	SBUS	1,105.95	1,067.21
tblVehicleEF	SBUS	41.30	3.27
tblVehicleEF	SBUS	8.85	2.98
tblVehicleEF	SBUS	3.05	3.77
tblVehicleEF	SBUS	5.6360e-003	2.2790e-003
tblVehicleEF	SBUS	0.01	0.01

Merrill Commerce Center (Phase C Operations - Passenger Cars) - San Bernardino-South Coast County, Winter

tblVehicleEF	SBUS	0.02	0.02
tblVehicleEF	SBUS	6.3200e-004	3.8000e-005
tblVehicleEF	SBUS	5.3920e-003	2.1800e-003
tblVehicleEF	SBUS	2.7260e-003	2.7350e-003
tblVehicleEF	SBUS	0.02	0.02
tblVehicleEF	SBUS	5.8100e-004	3.5000e-005
tblVehicleEF	SBUS	5.9800e-003	1.4630e-003
tblVehicleEF	SBUS	0.02	6.3280e-003
tblVehicleEF	SBUS	0.72	0.23
tblVehicleEF	SBUS	3.2100e-003	7.8800e-004
tblVehicleEF	SBUS	0.09	0.08
tblVehicleEF	SBUS	8.8900e-003	0.03
tblVehicleEF	SBUS	0.21	0.02
tblVehicleEF	SBUS	0.01	3.1880e-003
tblVehicleEF	SBUS	0.01	0.01
tblVehicleEF	SBUS	4.7300e-004	3.2000e-005
tblVehicleEF	SBUS	5.9800e-003	1.4630e-003
tblVehicleEF	SBUS	0.02	6.3280e-003
tblVehicleEF	SBUS	1.04	0.32
tblVehicleEF	SBUS	3.2100e-003	7.8800e-004
tblVehicleEF	SBUS	0.11	0.09
tblVehicleEF	SBUS	8.8900e-003	0.03
tblVehicleEF	SBUS	0.24	0.02
tblVehicleEF	SBUS	0.82	0.05
tblVehicleEF	SBUS	7.8160e-003	5.3960e-003
tblVehicleEF	SBUS	0.06	4.6760e-003
tblVehicleEF	SBUS	6.28	2.24

Merrill Commerce Center (Phase C Operations - Passenger Cars) - San Bernardino-South Coast County, Winter

tblVehicleEF	SBUS	0.49	0.46
tblVehicleEF	SBUS	5.06	0.61
tblVehicleEF	SBUS	1,121.07	321.84
tblVehicleEF	SBUS	1,105.95	1,067.20
tblVehicleEF	SBUS	41.30	3.59
tblVehicleEF	SBUS	8.20	2.88
tblVehicleEF	SBUS	3.20	3.96
tblVehicleEF	SBUS	8.1350e-003	3.2630e-003
tblVehicleEF	SBUS	0.01	0.01
tblVehicleEF	SBUS	0.02	0.02
tblVehicleEF	SBUS	6.3200e-004	3.8000e-005
tblVehicleEF	SBUS	7.7830e-003	3.1220e-003
tblVehicleEF	SBUS	2.7260e-003	2.7350e-003
tblVehicleEF	SBUS	0.02	0.02
tblVehicleEF	SBUS	5.8100e-004	3.5000e-005
tblVehicleEF	SBUS	3.0260e-003	7.5100e-004
tblVehicleEF	SBUS	0.02	6.2180e-003
tblVehicleEF	SBUS	0.73	0.23
tblVehicleEF	SBUS	1.4810e-003	4.0900e-004
tblVehicleEF	SBUS	0.09	0.08
tblVehicleEF	SBUS	0.01	0.04
tblVehicleEF	SBUS	0.27	0.03
tblVehicleEF	SBUS	0.01	3.0620e-003
tblVehicleEF	SBUS	0.01	0.01
tblVehicleEF	SBUS	5.0000e-004	3.6000e-005
tblVehicleEF	SBUS	3.0260e-003	7.5100e-004
tblVehicleEF	SBUS	0.02	6.2180e-003

Merrill Commerce Center (Phase C Operations - Passenger Cars) - San Bernardino-South Coast County, Winter

tblVehicleEF	SBUS	1.05	0.32
tblVehicleEF	SBUS	1.4810e-003	4.0900e-004
tblVehicleEF	SBUS	0.11	0.09
tblVehicleEF	SBUS	0.01	0.04
tblVehicleEF	SBUS	0.29	0.03
tblVehicleEF	UBUS	1.45	4.21
tblVehicleEF	UBUS	0.08	0.02
tblVehicleEF	UBUS	7.26	32.80
tblVehicleEF	UBUS	12.29	1.40
tblVehicleEF	UBUS	1,786.94	1,717.18
tblVehicleEF	UBUS	140.81	16.38
tblVehicleEF	UBUS	3.74	0.36
tblVehicleEF	UBUS	0.51	0.08
tblVehicleEF	UBUS	0.01	0.03
tblVehicleEF	UBUS	0.04	2.7210e-003
tblVehicleEF	UBUS	1.4740e-003	2.1500e-004
tblVehicleEF	UBUS	0.22	0.03
tblVehicleEF	UBUS	3.0000e-003	6.3130e-003
tblVehicleEF	UBUS	0.04	2.5860e-003
tblVehicleEF	UBUS	1.3550e-003	1.9700e-004
tblVehicleEF	UBUS	6.8450e-003	1.9240e-003
tblVehicleEF	UBUS	0.09	0.01
tblVehicleEF	UBUS	3.4980e-003	8.4100e-004
tblVehicleEF	UBUS	0.36	0.06
tblVehicleEF	UBUS	0.02	0.05
tblVehicleEF	UBUS	1.04	0.07
tblVehicleEF	UBUS	9.2910e-003	3.7330e-003

Merrill Commerce Center (Phase C Operations - Passenger Cars) - San Bernardino-South Coast County, Winter

tblVehicleEF	UBUS	1.6330e-003	1.6200e-004
tblVehicleEF	UBUS	6.8450e-003	1.9240e-003
tblVehicleEF	UBUS	0.09	0.01
tblVehicleEF	UBUS	3.4980e-003	8.4100e-004
tblVehicleEF	UBUS	1.85	4.30
tblVehicleEF	UBUS	0.02	0.05
tblVehicleEF	UBUS	1.13	0.08
tblVehicleEF	UBUS	1.45	4.21
tblVehicleEF	UBUS	0.07	0.02
tblVehicleEF	UBUS	7.32	32.80
tblVehicleEF	UBUS	10.15	1.15
tblVehicleEF	UBUS	1,786.94	1,717.18
tblVehicleEF	UBUS	140.81	15.96
tblVehicleEF	UBUS	3.47	0.36
tblVehicleEF	UBUS	0.51	0.08
tblVehicleEF	UBUS	0.01	0.03
tblVehicleEF	UBUS	0.04	2.7210e-003
tblVehicleEF	UBUS	1.4740e-003	2.1500e-004
tblVehicleEF	UBUS	0.22	0.03
tblVehicleEF	UBUS	3.0000e-003	6.3130e-003
tblVehicleEF	UBUS	0.04	2.5860e-003
tblVehicleEF	UBUS	1.3550e-003	1.9700e-004
tblVehicleEF	UBUS	0.01	3.6430e-003
tblVehicleEF	UBUS	0.11	0.01
tblVehicleEF	UBUS	8.0770e-003	1.8680e-003
tblVehicleEF	UBUS	0.36	0.06
tblVehicleEF	UBUS	0.02	0.05

Merrill Commerce Center (Phase C Operations - Passenger Cars) - San Bernardino-South Coast County, Winter

tblVehicleEF	UBUS	0.93	0.06
tblVehicleEF	UBUS	9.2920e-003	3.7330e-003
tblVehicleEF	UBUS	1.5960e-003	1.5800e-004
tblVehicleEF	UBUS	0.01	3.6430e-003
tblVehicleEF	UBUS	0.11	0.01
tblVehicleEF	UBUS	8.0770e-003	1.8680e-003
tblVehicleEF	UBUS	1.85	4.30
tblVehicleEF	UBUS	0.02	0.05
tblVehicleEF	UBUS	1.02	0.07
tblVehicleEF	UBUS	1.45	4.21
tblVehicleEF	UBUS	0.08	0.02
tblVehicleEF	UBUS	7.27	32.80
tblVehicleEF	UBUS	11.92	1.37
tblVehicleEF	UBUS	1,786.94	1,717.18
tblVehicleEF	UBUS	140.81	16.32
tblVehicleEF	UBUS	3.67	0.36
tblVehicleEF	UBUS	0.51	0.08
tblVehicleEF	UBUS	0.01	0.03
tblVehicleEF	UBUS	0.04	2.7210e-003
tblVehicleEF	UBUS	1.4740e-003	2.1500e-004
tblVehicleEF	UBUS	0.22	0.03
tblVehicleEF	UBUS	3.0000e-003	6.3130e-003
tblVehicleEF	UBUS	0.04	2.5860e-003
tblVehicleEF	UBUS	1.3550e-003	1.9700e-004
tblVehicleEF	UBUS	7.5030e-003	1.9560e-003
tblVehicleEF	UBUS	0.11	0.01
tblVehicleEF	UBUS	3.5680e-003	8.2800e-004

Merrill Commerce Center (Phase C Operations - Passenger Cars) - San Bernardino-South Coast County, Winter

tblVehicleEF	UBUS	0.36	0.06
tblVehicleEF	UBUS	0.03	0.05
tblVehicleEF	UBUS	1.02	0.07
tblVehicleEF	UBUS	9.2910e-003	3.7330e-003
tblVehicleEF	UBUS	1.6260e-003	1.6200e-004
tblVehicleEF	UBUS	7.5030e-003	1.9560e-003
tblVehicleEF	UBUS	0.11	0.01
tblVehicleEF	UBUS	3.5680e-003	8.2800e-004
tblVehicleEF	UBUS	1.85	4.30
tblVehicleEF	UBUS	0.03	0.05
tblVehicleEF	UBUS	1.12	0.07
tblVehicleTrips	CC_TTP	28.00	0.00
tblVehicleTrips	CNW_TTP	13.00	0.00
tblVehicleTrips	CW_TL	16.60	16.50
tblVehicleTrips	CW_TTP	59.00	100.00
tblVehicleTrips	DV_TP	19.00	0.00
tblVehicleTrips	PB_TP	2.00	0.00
tblVehicleTrips	PR_TP	79.00	100.00
tblVehicleTrips	ST_TR	2.49	2.54
tblVehicleTrips	SU_TR	0.73	2.21
tblVehicleTrips	WD_TR	6.83	2.93

2.0 Emissions Summary

Merrill Commerce Center (Phase C Operations - Passenger Cars) - San Bernardino-South Coast County, Winter

2.1 Overall Construction (Maximum Daily Emission)

Unmitigated Construction

[illegible]

Mitigated Construction

[illegible][illegible]

Merrill Commerce Center (Phase C Operations - Passenger Cars) - San Bernardino-South Coast County, Winter

2.2 Overall Operational**Unmitigated Operational**

	ROG	NOx	CO	SO2	Fugitive PM10	Exhaust PM10	PM10 Total	Fugitive PM2.5	Exhaust PM2.5	PM2.5 Total	Bio- CO2	NBio- CO2	Total CO2	CH4	N2O	CO2e
Category	lb/day										lb/day					
Area	32.2895	1.3300e-003	0.1472	1.0000e-005		5.2000e-004	5.2000e-004		5.2000e-004	5.2000e-004		0.3164	0.3164	8.2000e-004		0.3369
Energy	0.1035	0.9405	0.7901	5.6400e-003		0.0715	0.0715		0.0715	0.0715		1,128.6479	1,128.6479	0.0216	0.0207	1,135.3549
Mobile	8.2191	6.3211	106.6481	0.3922	52.9978	0.2101	53.2079	14.0491	0.1935	14.2426		39,647.7620	39,647.7620	0.7370		39,666.1870
Offroad	0.5027	4.0283	3.7377	0.0159		0.1544	0.1544		0.1420	0.1420		1,535.4855	1,535.4855	0.4966		1,547.9007
Total	41.1147	11.2912	111.3231	0.4137	52.9978	0.4365	53.4342	14.0491	0.4075	14.4566		42,312.2117	42,312.2117	1.2561	0.0207	42,349.7795

Merrill Commerce Center (Phase C Operations - Passenger Cars) - San Bernardino-South Coast County, Winter

2.2 Overall Operational**Mitigated Operational**

	ROG	NOx	CO	SO2	Fugitive PM10	Exhaust PM10	PM10 Total	Fugitive PM2.5	Exhaust PM2.5	PM2.5 Total	Bio- CO2	NBio- CO2	Total CO2	CH4	N2O	CO2e
Category	lb/day										lb/day					
Area	32.2895	1.3300e-003	0.1472	1.0000e-005		5.2000e-004	5.2000e-004		5.2000e-004	5.2000e-004		0.3164	0.3164	8.2000e-004		0.3369
Energy	0.1035	0.9405	0.7901	5.6400e-003		0.0715	0.0715		0.0715	0.0715		1,128.6479	1,128.6479	0.0216	0.0207	1,135.3549
Mobile	8.2191	6.3211	106.6481	0.3922	52.9978	0.2101	53.2079	14.0491	0.1935	14.2426		39,647.7620	39,647.7620	0.7370		39,666.1870
Offroad	0.5027	4.0283	3.7377	0.0159		0.1544	0.1544		0.1420	0.1420		1,535.4855	1,535.4855	0.4966		1,547.9007
Total	41.1147	11.2912	111.3231	0.4137	52.9978	0.4365	53.4342	14.0491	0.4075	14.4566		42,312.2117	42,312.2117	1.2561	0.0207	42,349.7795

	ROG	NOx	CO	SO2	Fugitive PM10	Exhaust PM10	PM10 Total	Fugitive PM2.5	Exhaust PM2.5	PM2.5 Total	Bio- CO2	NBio-CO2	Total CO2	CH4	N2O	CO2e
Percent Reduction	0.00	0.00	0.00	0.00	0.00	0.00	0.00	0.00	0.00	0.00	0.00	0.00	0.00	0.00	0.00	0.00

3.0 Construction Detail**Construction Phase**

Phase Number	Phase Name	Phase Type	Start Date	End Date	Num Days Week	Num Days	Phase Description
1	Demolition	Demolition	12/27/2025	12/29/2025	5	1	

Acres of Grading (Site Preparation Phase): 0

Acres of Grading (Grading Phase): 0

Merrill Commerce Center (Phase C Operations - Passenger Cars) - San Bernardino-South Coast County, Winter

Acres of Paving: 4.5**Residential Indoor: 0; Residential Outdoor: 0; Non-Residential Indoor: 0; Non-Residential Outdoor: 0; Striped Parking Area: 0 (Architectural Coating – sqft)****OffRoad Equipment**

Phase Name	Offroad Equipment Type	Amount	Usage Hours	Horse Power	Load Factor
Demolition	Concrete/Industrial Saws	0	8.00	81	0.73
Demolition	Excavators	0	8.00	158	0.38
Demolition	Rubber Tired Dozers	0	8.00	247	0.40

Trips and VMT

Phase Name	Offroad Equipment Count	Worker Trip Number	Vendor Trip Number	Hauling Trip Number	Worker Trip Length	Vendor Trip Length	Hauling Trip Length	Worker Vehicle Class	Vendor Vehicle Class	Hauling Vehicle Class
Demolition	0	0.00	0.00	0.00	14.70	6.90	20.00	LD_Mix	HDT_Mix	HHDT

3.1 Mitigation Measures Construction

Merrill Commerce Center (Phase C Operations - Passenger Cars) - San Bernardino-South Coast County, Winter

3.2 Demolition - 2025**Unmitigated Construction On-Site**

	ROG	NOx	CO	SO2	Fugitive PM10	Exhaust PM10	PM10 Total	Fugitive PM2.5	Exhaust PM2.5	PM2.5 Total	Bio- CO2	NBio- CO2	Total CO2	CH4	N2O	CO2e
Category	lb/day										lb/day					
Off-Road	0.0000	0.0000	0.0000	0.0000		0.0000	0.0000		0.0000	0.0000		0.0000	0.0000	0.0000		0.0000
Total	0.0000	0.0000	0.0000	0.0000		0.0000	0.0000		0.0000	0.0000		0.0000	0.0000	0.0000		0.0000

Unmitigated Construction Off-Site

	ROG	NOx	CO	SO2	Fugitive PM10	Exhaust PM10	PM10 Total	Fugitive PM2.5	Exhaust PM2.5	PM2.5 Total	Bio- CO2	NBio- CO2	Total CO2	CH4	N2O	CO2e
Category	lb/day										lb/day					
Hauling	0.0000	0.0000	0.0000	0.0000	0.0000	0.0000	0.0000	0.0000	0.0000	0.0000		0.0000	0.0000	0.0000		0.0000
Vendor	0.0000	0.0000	0.0000	0.0000	0.0000	0.0000	0.0000	0.0000	0.0000	0.0000		0.0000	0.0000	0.0000		0.0000
Worker	0.0000	0.0000	0.0000	0.0000	0.0000	0.0000	0.0000	0.0000	0.0000	0.0000		0.0000	0.0000	0.0000		0.0000
Total	0.0000	0.0000	0.0000	0.0000	0.0000	0.0000	0.0000	0.0000	0.0000	0.0000		0.0000	0.0000	0.0000		0.0000

Merrill Commerce Center (Phase C Operations - Passenger Cars) - San Bernardino-South Coast County, Winter

3.2 Demolition - 2025**Mitigated Construction On-Site**

	ROG	NOx	CO	SO2	Fugitive PM10	Exhaust PM10	PM10 Total	Fugitive PM2.5	Exhaust PM2.5	PM2.5 Total	Bio- CO2	NBio- CO2	Total CO2	CH4	N2O	CO2e
Category	lb/day										lb/day					
Off-Road	0.0000	0.0000	0.0000	0.0000		0.0000	0.0000		0.0000	0.0000	0.0000	0.0000	0.0000	0.0000		0.0000
Total	0.0000	0.0000	0.0000	0.0000		0.0000	0.0000		0.0000	0.0000	0.0000	0.0000	0.0000	0.0000		0.0000

Mitigated Construction Off-Site

	ROG	NOx	CO	SO2	Fugitive PM10	Exhaust PM10	PM10 Total	Fugitive PM2.5	Exhaust PM2.5	PM2.5 Total	Bio- CO2	NBio- CO2	Total CO2	CH4	N2O	CO2e
Category	lb/day										lb/day					
Hauling	0.0000	0.0000	0.0000	0.0000	0.0000	0.0000	0.0000	0.0000	0.0000	0.0000		0.0000	0.0000	0.0000		0.0000
Vendor	0.0000	0.0000	0.0000	0.0000	0.0000	0.0000	0.0000	0.0000	0.0000	0.0000		0.0000	0.0000	0.0000		0.0000
Worker	0.0000	0.0000	0.0000	0.0000	0.0000	0.0000	0.0000	0.0000	0.0000	0.0000		0.0000	0.0000	0.0000		0.0000
Total	0.0000	0.0000	0.0000	0.0000	0.0000	0.0000	0.0000	0.0000	0.0000	0.0000		0.0000	0.0000	0.0000		0.0000

4.0 Operational Detail - Mobile

Merrill Commerce Center (Phase C Operations - Passenger Cars) - San Bernardino-South Coast County, Winter

4.1 Mitigation Measures Mobile

	ROG	NOx	CO	SO2	Fugitive PM10	Exhaust PM10	PM10 Total	Fugitive PM2.5	Exhaust PM2.5	PM2.5 Total	Bio- CO2	NBio- CO2	Total CO2	CH4	N2O	CO2e
Category	lb/day										lb/day					
Mitigated	8.2191	6.3211	106.6481	0.3922	52.9978	0.2101	53.2079	14.0491	0.1935	14.2426		39,647.76 20	39,647.76 20	0.7370		39,666.18 70
Unmitigated	8.2191	6.3211	106.6481	0.3922	52.9978	0.2101	53.2079	14.0491	0.1935	14.2426		39,647.76 20	39,647.76 20	0.7370		39,666.18 70

4.2 Trip Summary Information

Land Use	Average Daily Trip Rate			Unmitigated	Mitigated
	Weekday	Saturday	Sunday	Annual VMT	Annual VMT
Industrial Park	4,227.89	3,660.14	3184.61	24,010,461	24,010,461
Other Asphalt Surfaces	0.00	0.00	0.00		
Total	4,227.89	3,660.14	3,184.61	24,010,461	24,010,461

4.3 Trip Type Information

Land Use	Miles			Trip %			Trip Purpose %		
	H-W or C-W	H-S or C-C	H-O or C-NW	H-W or C-W	H-S or C-C	H-O or C-NW	Primary	Diverted	Pass-by
Industrial Park	16.50	8.40	6.90	100.00	0.00	0.00	100	0	0
Other Asphalt Surfaces	16.60	8.40	6.90	0.00	0.00	0.00	0	0	0

4.4 Fleet Mix

Merrill Commerce Center (Phase C Operations - Passenger Cars) - San Bernardino-South Coast County, Winter

Land Use	LDA	LDT1	LDT2	MDV	LHD1	LHD2	MHD	HHD	OBUS	UBUS	MCY	SBUS	MH
Industrial Park	0.634000	0.038900	0.206200	0.120900	0.000000	0.000000	0.000000	0.000000	0.000000	0.000000	0.000000	0.000000	0.000000
Other Asphalt Surfaces	0.563053	0.034533	0.183140	0.107369	0.012818	0.004557	0.018775	0.065829	0.001369	0.001425	0.005594	0.000793	0.000745

5.0 Energy Detail

Historical Energy Use: N

5.1 Mitigation Measures Energy

	ROG	NOx	CO	SO2	Fugitive PM10	Exhaust PM10	PM10 Total	Fugitive PM2.5	Exhaust PM2.5	PM2.5 Total	Bio- CO2	NBio- CO2	Total CO2	CH4	N2O	CO2e
Category	lb/day										lb/day					
NaturalGas Mitigated	0.1035	0.9405	0.7901	5.6400e-003		0.0715	0.0715		0.0715	0.0715		1,128.6479	1,128.6479	0.0216	0.0207	1,135.3549
NaturalGas Unmitigated	0.1035	0.9405	0.7901	5.6400e-003		0.0715	0.0715		0.0715	0.0715		1,128.6479	1,128.6479	0.0216	0.0207	1,135.3549

Merrill Commerce Center (Phase C Operations - Passenger Cars) - San Bernardino-South Coast County, Winter

5.2 Energy by Land Use - NaturalGas**Unmitigated**

	NaturalGas Use	ROG	NOx	CO	SO2	Fugitive PM10	Exhaust PM10	PM10 Total	Fugitive PM2.5	Exhaust PM2.5	PM2.5 Total	Bio- CO2	NBio- CO2	Total CO2	CH4	N2O	CO2e
Land Use	kBTU/yr	lb/day										lb/day					
Industrial Park	9593.51	0.1035	0.9405	0.7901	5.6400e-003		0.0715	0.0715		0.0715	0.0715		1,128.6479	1,128.6479	0.0216	0.0207	1,135.3549
Other Asphalt Surfaces	0	0.0000	0.0000	0.0000	0.0000		0.0000	0.0000		0.0000	0.0000		0.0000	0.0000	0.0000	0.0000	0.0000
Total		0.1035	0.9405	0.7901	5.6400e-003		0.0715	0.0715		0.0715	0.0715		1,128.6479	1,128.6479	0.0216	0.0207	1,135.3549

Mitigated

	NaturalGas Use	ROG	NOx	CO	SO2	Fugitive PM10	Exhaust PM10	PM10 Total	Fugitive PM2.5	Exhaust PM2.5	PM2.5 Total	Bio- CO2	NBio- CO2	Total CO2	CH4	N2O	CO2e
Land Use	kBTU/yr	lb/day										lb/day					
Industrial Park	9.59351	0.1035	0.9405	0.7901	5.6400e-003		0.0715	0.0715		0.0715	0.0715		1,128.6479	1,128.6479	0.0216	0.0207	1,135.3549
Other Asphalt Surfaces	0	0.0000	0.0000	0.0000	0.0000		0.0000	0.0000		0.0000	0.0000		0.0000	0.0000	0.0000	0.0000	0.0000
Total		0.1035	0.9405	0.7901	5.6400e-003		0.0715	0.0715		0.0715	0.0715		1,128.6479	1,128.6479	0.0216	0.0207	1,135.3549

6.0 Area Detail**6.1 Mitigation Measures Area**

Merrill Commerce Center (Phase C Operations - Passenger Cars) - San Bernardino-South Coast County, Winter

	ROG	NOx	CO	SO2	Fugitive PM10	Exhaust PM10	PM10 Total	Fugitive PM2.5	Exhaust PM2.5	PM2.5 Total	Bio- CO2	NBio- CO2	Total CO2	CH4	N2O	CO2e
Category	lb/day										lb/day					
Mitigated	32.2895	1.3300e-003	0.1472	1.0000e-005		5.2000e-004	5.2000e-004		5.2000e-004	5.2000e-004		0.3164	0.3164	8.2000e-004		0.3369
Unmitigated	32.2895	1.3300e-003	0.1472	1.0000e-005		5.2000e-004	5.2000e-004		5.2000e-004	5.2000e-004		0.3164	0.3164	8.2000e-004		0.3369

6.2 Area by SubCategory

Unmitigated

	ROG	NOx	CO	SO2	Fugitive PM10	Exhaust PM10	PM10 Total	Fugitive PM2.5	Exhaust PM2.5	PM2.5 Total	Bio- CO2	NBio- CO2	Total CO2	CH4	N2O	CO2e
SubCategory	lb/day										lb/day					
Architectural Coating	3.6747					0.0000	0.0000		0.0000	0.0000			0.0000			0.0000
Consumer Products	28.6012					0.0000	0.0000		0.0000	0.0000			0.0000			0.0000
Landscaping	0.0136	1.3300e-003	0.1472	1.0000e-005		5.2000e-004	5.2000e-004		5.2000e-004	5.2000e-004		0.3164	0.3164	8.2000e-004		0.3369
Total	32.2895	1.3300e-003	0.1472	1.0000e-005		5.2000e-004	5.2000e-004		5.2000e-004	5.2000e-004		0.3164	0.3164	8.2000e-004		0.3369

Merrill Commerce Center (Phase C Operations - Passenger Cars) - San Bernardino-South Coast County, Winter

6.2 Area by SubCategory**Mitigated**

	ROG	NOx	CO	SO2	Fugitive PM10	Exhaust PM10	PM10 Total	Fugitive PM2.5	Exhaust PM2.5	PM2.5 Total	Bio- CO2	NBio- CO2	Total CO2	CH4	N2O	CO2e
SubCategory	lb/day										lb/day					
Architectural Coating	3.6747					0.0000	0.0000		0.0000	0.0000			0.0000			0.0000
Consumer Products	28.6012					0.0000	0.0000		0.0000	0.0000			0.0000			0.0000
Landscaping	0.0136	1.3300e-003	0.1472	1.0000e-005		5.2000e-004	5.2000e-004		5.2000e-004	5.2000e-004		0.3164	0.3164	8.2000e-004		0.3369
Total	32.2895	1.3300e-003	0.1472	1.0000e-005		5.2000e-004	5.2000e-004		5.2000e-004	5.2000e-004		0.3164	0.3164	8.2000e-004		0.3369

7.0 Water Detail**7.1 Mitigation Measures Water****8.0 Waste Detail****8.1 Mitigation Measures Waste****9.0 Operational Offroad**

Equipment Type	Number	Hours/Day	Days/Year	Horse Power	Load Factor	Fuel Type
Tractors/Loaders/Backhoes	5	4.00	365	200	0.37	CNG

Merrill Commerce Center (Phase C Operations - Passenger Cars) - San Bernardino-South Coast County, Winter

UnMitigated/Mitigated

	ROG	NOx	CO	SO2	Fugitive PM10	Exhaust PM10	PM10 Total	Fugitive PM2.5	Exhaust PM2.5	PM2.5 Total	Bio- CO2	NBio- CO2	Total CO2	CH4	N2O	CO2e
Equipment Type	lb/day										lb/day					
Tractors/Loaders/Backhoes	0.5027	4.0283	3.7377	0.0159		0.1544	0.1544		0.1420	0.1420		1,535.4855	1,535.4855	0.4966		1,547.9007
Total	0.5027	4.0283	3.7377	0.0159		0.1544	0.1544		0.1420	0.1420		1,535.4855	1,535.4855	0.4966		1,547.9007

10.0 Stationary Equipment**Fire Pumps and Emergency Generators**

Equipment Type	Number	Hours/Day	Hours/Year	Horse Power	Load Factor	Fuel Type
----------------	--------	-----------	------------	-------------	-------------	-----------

Boilers

Equipment Type	Number	Heat Input/Day	Heat Input/Year	Boiler Rating	Fuel Type
----------------	--------	----------------	-----------------	---------------	-----------

User Defined Equipment

Equipment Type	Number
----------------	--------

11.0 Vegetation

This page intentionally left blank

APPENDIX 3.12:

CALEEMOD PHASE A OPERATIONS (TRUCKS) EMISSIONS MODEL OUTPUTS

Merrill Commerce Center (Phase A Operations - Trucks) - San Bernardino-South Coast County, Annual

Merrill Commerce Center (Phase A Operations - Trucks)
San Bernardino-South Coast County, Annual

1.0 Project Characteristics

1.1 Land Usage

Land Uses	Size	Metric	Lot Acreage	Floor Surface Area	Population
Refrigerated Warehouse-No Rail	300.00	1000sqft	6.89	300,000.00	0
Unrefrigerated Warehouse-No Rail	1,880.00	1000sqft	84.11	1,880,000.00	0
Other Asphalt Surfaces	7.43	Acre	7.43	323,650.80	0

1.2 Other Project Characteristics

Urbanization	Urban	Wind Speed (m/s)	2.2	Precipitation Freq (Days)	32
Climate Zone	10			Operational Year	2022
Utility Company	Southern California Edison				
CO2 Intensity (lb/MWhr)	702.44	CH4 Intensity (lb/MWhr)	0.029	N2O Intensity (lb/MWhr)	0.006

1.3 User Entered Comments & Non-Default Data

Merrill Commerce Center (Phase A Operations - Trucks) - San Bernardino-South Coast County, Annual

Project Characteristics -

Land Use - PA4=31.1 acres; PA5 = 59.9 acres; Right-of-Way Dedications (ROWD) = 7.43 acres (total ROWD is 28.4 acres, for analytical purposes the ROWD was split proportionally b/wn each Phase)

Construction Phase - Operations Run Only.

Off-road Equipment - Operations Run Only.

Trips and VMT - Operations Run Only.

Vehicle Trips - Trip Rates based on information provided in the TIA (Urban Crossroads, 2019). Trip Length based on information provided in VMT Memo (Urban Crossroads, 2019)

Vehicle Emission Factors - EMFAC2017

Vehicle Emission Factors - EMFAC2017

Vehicle Emission Factors - EMFAC2017

Energy Use - The project will design building shells and building components to meet 2019 Title 24 Standards which expects 30% less energy for nonresidential uses.

Operational Off-Road Equipment - Based on SCAQMD High Cube Warehouse Truck Trip Study White Paper Summary of Business Survey Results (2014)

Fleet Mix - Truck Fleet Mix consist of LHDT1, MHDT, and HHDT

Table Name	Column Name	Default Value	New Value
tblConstructionPhase	NumDays	100.00	0.00
tblEnergyUse	LightingElect	2.37	1.66
tblEnergyUse	LightingElect	1.17	0.82
tblEnergyUse	T24E	1.06	0.74
tblEnergyUse	T24E	0.37	0.26
tblEnergyUse	T24NG	3.25	2.27
tblEnergyUse	T24NG	2.00	1.40
tblFleetMix	HHDT	0.06	0.54
tblFleetMix	HHDT	0.06	0.79
tblFleetMix	LDA	0.55	0.00
tblFleetMix	LDA	0.55	0.00
tblFleetMix	LDT1	0.04	0.00

Merrill Commerce Center (Phase A Operations - Trucks) - San Bernardino-South Coast County, Annual

tblFleetMix	LDT1	0.04	0.00
tblFleetMix	LDT2	0.18	0.00
tblFleetMix	LDT2	0.18	0.00
tblFleetMix	LHD1	0.02	0.35
tblFleetMix	LHD1	0.02	0.11
tblFleetMix	LHD2	5.1010e-003	0.00
tblFleetMix	LHD2	5.1010e-003	0.00
tblFleetMix	MCY	5.9030e-003	0.00
tblFleetMix	MCY	5.9030e-003	0.00
tblFleetMix	MDV	0.12	0.00
tblFleetMix	MDV	0.12	0.00
tblFleetMix	MH	9.4400e-004	0.00
tblFleetMix	MH	9.4400e-004	0.00
tblFleetMix	MHD	0.02	0.12
tblFleetMix	MHD	0.02	0.11
tblFleetMix	OBUS	1.3570e-003	0.00
tblFleetMix	OBUS	1.3570e-003	0.00
tblFleetMix	SBUS	8.0800e-004	0.00
tblFleetMix	SBUS	8.0800e-004	0.00
tblFleetMix	UBUS	1.5650e-003	0.00
tblFleetMix	UBUS	1.5650e-003	0.00
tblLandUse	LotAcreage	43.16	84.11
tblOffRoadEquipment	OffRoadEquipmentUnitAmount	1.00	0.00
tblOffRoadEquipment	OffRoadEquipmentUnitAmount	3.00	0.00
tblOffRoadEquipment	OffRoadEquipmentUnitAmount	2.00	0.00
tblOperationalOffRoadEquipment	OperDaysPerYear	260.00	365.00
tblOperationalOffRoadEquipment	OperFuelType	Diesel	CNG

Merrill Commerce Center (Phase A Operations - Trucks) - San Bernardino-South Coast County, Annual

tblOperationalOffRoadEquipment	OperHorsePower	97.00	200.00
tblOperationalOffRoadEquipment	OperHoursPerDay	8.00	4.00
tblOperationalOffRoadEquipment	OperOffRoadEquipmentNumber	0.00	8.00
tblVehicleEF	HHD	1.21	0.03
tblVehicleEF	HHD	0.04	0.06
tblVehicleEF	HHD	0.10	0.00
tblVehicleEF	HHD	3.29	8.22
tblVehicleEF	HHD	0.57	0.40
tblVehicleEF	HHD	1.82	2.2600e-003
tblVehicleEF	HHD	6,933.41	1,478.27
tblVehicleEF	HHD	1,475.79	1,372.23
tblVehicleEF	HHD	5.54	0.02
tblVehicleEF	HHD	26.50	7.64
tblVehicleEF	HHD	2.50	2.77
tblVehicleEF	HHD	9.7780e-003	3.7640e-003
tblVehicleEF	HHD	0.06	0.06
tblVehicleEF	HHD	0.04	0.04
tblVehicleEF	HHD	0.01	0.03
tblVehicleEF	HHD	5.1000e-005	1.0000e-006
tblVehicleEF	HHD	9.3550e-003	3.6010e-003
tblVehicleEF	HHD	0.03	0.03
tblVehicleEF	HHD	8.8810e-003	8.9170e-003
tblVehicleEF	HHD	0.01	0.03
tblVehicleEF	HHD	4.7000e-005	1.0000e-006
tblVehicleEF	HHD	8.5000e-005	3.0000e-006
tblVehicleEF	HHD	3.1910e-003	1.0400e-004
tblVehicleEF	HHD	0.84	0.59

Merrill Commerce Center (Phase A Operations - Trucks) - San Bernardino-South Coast County, Annual

tblVehicleEF	HHD	5.2000e-005	2.0000e-006
tblVehicleEF	HHD	0.08	0.05
tblVehicleEF	HHD	2.1700e-004	5.2200e-004
tblVehicleEF	HHD	0.05	1.0000e-006
tblVehicleEF	HHD	0.07	0.01
tblVehicleEF	HHD	0.01	0.01
tblVehicleEF	HHD	8.6000e-005	0.00
tblVehicleEF	HHD	8.5000e-005	3.0000e-006
tblVehicleEF	HHD	3.1910e-003	1.0400e-004
tblVehicleEF	HHD	0.97	0.67
tblVehicleEF	HHD	5.2000e-005	2.0000e-006
tblVehicleEF	HHD	0.13	0.12
tblVehicleEF	HHD	2.1700e-004	5.2200e-004
tblVehicleEF	HHD	0.06	1.0000e-006
tblVehicleEF	HHD	1.14	0.03
tblVehicleEF	HHD	0.04	0.06
tblVehicleEF	HHD	0.09	0.00
tblVehicleEF	HHD	2.39	8.07
tblVehicleEF	HHD	0.57	0.40
tblVehicleEF	HHD	1.70	2.1220e-003
tblVehicleEF	HHD	7,345.18	1,469.16
tblVehicleEF	HHD	1,475.79	1,372.23
tblVehicleEF	HHD	5.54	0.02
tblVehicleEF	HHD	27.35	7.37
tblVehicleEF	HHD	2.36	2.60
tblVehicleEF	HHD	8.2750e-003	3.3440e-003
tblVehicleEF	HHD	0.06	0.06

Merrill Commerce Center (Phase A Operations - Trucks) - San Bernardino-South Coast County, Annual

tblVehicleEF	HHD	0.04	0.04
tblVehicleEF	HHD	0.01	0.03
tblVehicleEF	HHD	5.1000e-005	1.0000e-006
tblVehicleEF	HHD	7.9170e-003	3.2000e-003
tblVehicleEF	HHD	0.03	0.03
tblVehicleEF	HHD	8.8810e-003	8.9170e-003
tblVehicleEF	HHD	0.01	0.03
tblVehicleEF	HHD	4.7000e-005	1.0000e-006
tblVehicleEF	HHD	1.6800e-004	7.0000e-006
tblVehicleEF	HHD	3.5970e-003	1.2200e-004
tblVehicleEF	HHD	0.79	0.62
tblVehicleEF	HHD	1.1700e-004	5.0000e-006
tblVehicleEF	HHD	0.08	0.05
tblVehicleEF	HHD	2.2100e-004	5.3900e-004
tblVehicleEF	HHD	0.05	1.0000e-006
tblVehicleEF	HHD	0.07	0.01
tblVehicleEF	HHD	0.01	0.01
tblVehicleEF	HHD	8.4000e-005	0.00
tblVehicleEF	HHD	1.6800e-004	7.0000e-006
tblVehicleEF	HHD	3.5970e-003	1.2200e-004
tblVehicleEF	HHD	0.91	0.71
tblVehicleEF	HHD	1.1700e-004	5.0000e-006
tblVehicleEF	HHD	0.13	0.12
tblVehicleEF	HHD	2.2100e-004	5.3900e-004
tblVehicleEF	HHD	0.06	1.0000e-006
tblVehicleEF	HHD	1.31	0.03
tblVehicleEF	HHD	0.04	2.3610e-003

Merrill Commerce Center (Phase A Operations - Trucks) - San Bernardino-South Coast County, Annual

tblVehicleEF	HHD	0.10	0.00
tblVehicleEF	HHD	4.53	8.37
tblVehicleEF	HHD	0.57	0.25
tblVehicleEF	HHD	1.79	2.2320e-003
tblVehicleEF	HHD	6,364.76	1,476.72
tblVehicleEF	HHD	1,475.79	1,332.53
tblVehicleEF	HHD	5.54	0.02
tblVehicleEF	HHD	25.32	7.94
tblVehicleEF	HHD	2.46	2.69
tblVehicleEF	HHD	0.01	4.1670e-003
tblVehicleEF	HHD	0.06	0.06
tblVehicleEF	HHD	0.04	0.04
tblVehicleEF	HHD	0.01	0.03
tblVehicleEF	HHD	5.1000e-005	1.0000e-006
tblVehicleEF	HHD	0.01	3.9860e-003
tblVehicleEF	HHD	0.03	0.03
tblVehicleEF	HHD	8.8810e-003	8.8160e-003
tblVehicleEF	HHD	0.01	0.03
tblVehicleEF	HHD	4.7000e-005	1.0000e-006
tblVehicleEF	HHD	8.5000e-005	4.0000e-006
tblVehicleEF	HHD	3.4760e-003	1.2300e-004
tblVehicleEF	HHD	0.91	0.54
tblVehicleEF	HHD	5.2000e-005	2.0000e-006
tblVehicleEF	HHD	0.08	0.05
tblVehicleEF	HHD	2.3300e-004	5.4600e-004
tblVehicleEF	HHD	0.05	1.0000e-006
tblVehicleEF	HHD	0.06	0.01

Merrill Commerce Center (Phase A Operations - Trucks) - San Bernardino-South Coast County, Annual

tblVehicleEF	HHD	0.01	0.01
tblVehicleEF	HHD	8.5000e-005	0.00
tblVehicleEF	HHD	8.5000e-005	4.0000e-006
tblVehicleEF	HHD	3.4760e-003	1.2300e-004
tblVehicleEF	HHD	1.05	0.62
tblVehicleEF	HHD	5.2000e-005	2.0000e-006
tblVehicleEF	HHD	0.13	0.06
tblVehicleEF	HHD	2.3300e-004	5.4600e-004
tblVehicleEF	HHD	0.06	1.0000e-006
tblVehicleEF	LDA	4.2030e-003	2.4360e-003
tblVehicleEF	LDA	5.6230e-003	0.05
tblVehicleEF	LDA	0.57	0.65
tblVehicleEF	LDA	1.19	2.16
tblVehicleEF	LDA	251.29	261.47
tblVehicleEF	LDA	57.15	53.86
tblVehicleEF	LDA	0.05	0.04
tblVehicleEF	LDA	1.6780e-003	1.4470e-003
tblVehicleEF	LDA	2.2790e-003	1.8580e-003
tblVehicleEF	LDA	1.5460e-003	1.3330e-003
tblVehicleEF	LDA	2.0960e-003	1.7080e-003
tblVehicleEF	LDA	0.04	0.06
tblVehicleEF	LDA	0.10	0.10
tblVehicleEF	LDA	0.03	0.05
tblVehicleEF	LDA	0.01	9.3320e-003
tblVehicleEF	LDA	0.03	0.21
tblVehicleEF	LDA	0.08	0.23
tblVehicleEF	LDA	2.5170e-003	2.5870e-003

Merrill Commerce Center (Phase A Operations - Trucks) - San Bernardino-South Coast County, Annual

tblVehicleEF	LDA	5.9200e-004	5.3300e-004
tblVehicleEF	LDA	0.04	0.06
tblVehicleEF	LDA	0.10	0.10
tblVehicleEF	LDA	0.03	0.05
tblVehicleEF	LDA	0.02	0.01
tblVehicleEF	LDA	0.03	0.21
tblVehicleEF	LDA	0.08	0.25
tblVehicleEF	LDA	4.7900e-003	2.7940e-003
tblVehicleEF	LDA	4.6890e-003	0.04
tblVehicleEF	LDA	0.71	0.79
tblVehicleEF	LDA	0.99	1.79
tblVehicleEF	LDA	274.94	285.54
tblVehicleEF	LDA	57.15	53.16
tblVehicleEF	LDA	0.05	0.04
tblVehicleEF	LDA	1.6780e-003	1.4470e-003
tblVehicleEF	LDA	2.2790e-003	1.8580e-003
tblVehicleEF	LDA	1.5460e-003	1.3330e-003
tblVehicleEF	LDA	2.0960e-003	1.7080e-003
tblVehicleEF	LDA	0.09	0.12
tblVehicleEF	LDA	0.12	0.12
tblVehicleEF	LDA	0.07	0.10
tblVehicleEF	LDA	0.01	0.01
tblVehicleEF	LDA	0.03	0.21
tblVehicleEF	LDA	0.06	0.19
tblVehicleEF	LDA	2.7550e-003	2.8250e-003
tblVehicleEF	LDA	5.8800e-004	5.2600e-004
tblVehicleEF	LDA	0.09	0.12

Merrill Commerce Center (Phase A Operations - Trucks) - San Bernardino-South Coast County, Annual

tblVehicleEF	LDA	0.12	0.12
tblVehicleEF	LDA	0.07	0.10
tblVehicleEF	LDA	0.02	0.02
tblVehicleEF	LDA	0.03	0.21
tblVehicleEF	LDA	0.07	0.21
tblVehicleEF	LDA	4.0860e-003	2.3760e-003
tblVehicleEF	LDA	5.5870e-003	0.05
tblVehicleEF	LDA	0.54	0.61
tblVehicleEF	LDA	1.18	2.12
tblVehicleEF	LDA	245.70	255.84
tblVehicleEF	LDA	57.15	53.80
tblVehicleEF	LDA	0.05	0.04
tblVehicleEF	LDA	1.6780e-003	1.4470e-003
tblVehicleEF	LDA	2.2790e-003	1.8580e-003
tblVehicleEF	LDA	1.5460e-003	1.3330e-003
tblVehicleEF	LDA	2.0960e-003	1.7080e-003
tblVehicleEF	LDA	0.05	0.06
tblVehicleEF	LDA	0.11	0.11
tblVehicleEF	LDA	0.03	0.05
tblVehicleEF	LDA	0.01	9.0880e-003
tblVehicleEF	LDA	0.04	0.24
tblVehicleEF	LDA	0.08	0.23
tblVehicleEF	LDA	2.4600e-003	2.5310e-003
tblVehicleEF	LDA	5.9100e-004	5.3200e-004
tblVehicleEF	LDA	0.05	0.06
tblVehicleEF	LDA	0.11	0.11
tblVehicleEF	LDA	0.03	0.05

Merrill Commerce Center (Phase A Operations - Trucks) - San Bernardino-South Coast County, Annual

tblVehicleEF	LDA	0.01	0.01
tblVehicleEF	LDA	0.04	0.24
tblVehicleEF	LDA	0.08	0.25
tblVehicleEF	LDT1	0.01	7.0610e-003
tblVehicleEF	LDT1	0.02	0.08
tblVehicleEF	LDT1	1.54	1.44
tblVehicleEF	LDT1	3.61	2.44
tblVehicleEF	LDT1	313.68	310.02
tblVehicleEF	LDT1	70.93	65.50
tblVehicleEF	LDT1	0.16	0.13
tblVehicleEF	LDT1	2.7050e-003	2.1940e-003
tblVehicleEF	LDT1	3.6920e-003	2.8520e-003
tblVehicleEF	LDT1	2.4910e-003	2.0190e-003
tblVehicleEF	LDT1	3.3960e-003	2.6220e-003
tblVehicleEF	LDT1	0.18	0.19
tblVehicleEF	LDT1	0.33	0.26
tblVehicleEF	LDT1	0.13	0.13
tblVehicleEF	LDT1	0.03	0.03
tblVehicleEF	LDT1	0.20	0.88
tblVehicleEF	LDT1	0.26	0.43
tblVehicleEF	LDT1	3.1570e-003	3.0680e-003
tblVehicleEF	LDT1	7.7300e-004	6.4800e-004
tblVehicleEF	LDT1	0.18	0.19
tblVehicleEF	LDT1	0.33	0.26
tblVehicleEF	LDT1	0.13	0.13
tblVehicleEF	LDT1	0.05	0.05
tblVehicleEF	LDT1	0.20	0.88

Merrill Commerce Center (Phase A Operations - Trucks) - San Bernardino-South Coast County, Annual

tblVehicleEF	LDT1	0.28	0.48
tblVehicleEF	LDT1	0.02	8.0100e-003
tblVehicleEF	LDT1	0.02	0.07
tblVehicleEF	LDT1	1.85	1.74
tblVehicleEF	LDT1	2.97	2.02
tblVehicleEF	LDT1	341.75	335.16
tblVehicleEF	LDT1	70.93	64.59
tblVehicleEF	LDT1	0.14	0.12
tblVehicleEF	LDT1	2.7050e-003	2.1940e-003
tblVehicleEF	LDT1	3.6920e-003	2.8520e-003
tblVehicleEF	LDT1	2.4910e-003	2.0190e-003
tblVehicleEF	LDT1	3.3960e-003	2.6220e-003
tblVehicleEF	LDT1	0.37	0.40
tblVehicleEF	LDT1	0.41	0.33
tblVehicleEF	LDT1	0.27	0.29
tblVehicleEF	LDT1	0.04	0.04
tblVehicleEF	LDT1	0.20	0.88
tblVehicleEF	LDT1	0.21	0.36
tblVehicleEF	LDT1	3.4420e-003	3.3170e-003
tblVehicleEF	LDT1	7.6200e-004	6.3900e-004
tblVehicleEF	LDT1	0.37	0.40
tblVehicleEF	LDT1	0.41	0.33
tblVehicleEF	LDT1	0.27	0.29
tblVehicleEF	LDT1	0.06	0.05
tblVehicleEF	LDT1	0.20	0.88
tblVehicleEF	LDT1	0.23	0.40
tblVehicleEF	LDT1	0.01	6.8960e-003

Merrill Commerce Center (Phase A Operations - Trucks) - San Bernardino-South Coast County, Annual

tblVehicleEF	LDT1	0.02	0.08
tblVehicleEF	LDT1	1.47	1.37
tblVehicleEF	LDT1	3.55	2.40
tblVehicleEF	LDT1	307.06	304.06
tblVehicleEF	LDT1	70.93	65.42
tblVehicleEF	LDT1	0.15	0.12
tblVehicleEF	LDT1	2.7050e-003	2.1940e-003
tblVehicleEF	LDT1	3.6920e-003	2.8520e-003
tblVehicleEF	LDT1	2.4910e-003	2.0190e-003
tblVehicleEF	LDT1	3.3960e-003	2.6220e-003
tblVehicleEF	LDT1	0.19	0.20
tblVehicleEF	LDT1	0.39	0.30
tblVehicleEF	LDT1	0.12	0.12
tblVehicleEF	LDT1	0.03	0.03
tblVehicleEF	LDT1	0.23	1.03
tblVehicleEF	LDT1	0.25	0.43
tblVehicleEF	LDT1	3.0890e-003	3.0090e-003
tblVehicleEF	LDT1	7.7200e-004	6.4700e-004
tblVehicleEF	LDT1	0.19	0.20
tblVehicleEF	LDT1	0.39	0.30
tblVehicleEF	LDT1	0.12	0.12
tblVehicleEF	LDT1	0.05	0.04
tblVehicleEF	LDT1	0.23	1.03
tblVehicleEF	LDT1	0.28	0.47
tblVehicleEF	LDT2	6.3270e-003	4.2800e-003
tblVehicleEF	LDT2	8.1990e-003	0.07
tblVehicleEF	LDT2	0.80	0.97

Merrill Commerce Center (Phase A Operations - Trucks) - San Bernardino-South Coast County, Annual

tblVehicleEF	LDT2	1.67	2.78
tblVehicleEF	LDT2	351.15	331.49
tblVehicleEF	LDT2	79.39	70.30
tblVehicleEF	LDT2	0.09	0.09
tblVehicleEF	LDT2	1.7270e-003	1.5180e-003
tblVehicleEF	LDT2	2.4170e-003	1.9480e-003
tblVehicleEF	LDT2	1.5880e-003	1.3970e-003
tblVehicleEF	LDT2	2.2220e-003	1.7910e-003
tblVehicleEF	LDT2	0.06	0.10
tblVehicleEF	LDT2	0.13	0.15
tblVehicleEF	LDT2	0.05	0.08
tblVehicleEF	LDT2	0.02	0.02
tblVehicleEF	LDT2	0.07	0.48
tblVehicleEF	LDT2	0.11	0.35
tblVehicleEF	LDT2	3.5180e-003	3.2800e-003
tblVehicleEF	LDT2	8.2200e-004	6.9600e-004
tblVehicleEF	LDT2	0.06	0.10
tblVehicleEF	LDT2	0.13	0.15
tblVehicleEF	LDT2	0.05	0.08
tblVehicleEF	LDT2	0.02	0.03
tblVehicleEF	LDT2	0.07	0.48
tblVehicleEF	LDT2	0.12	0.38
tblVehicleEF	LDT2	7.1840e-003	4.8870e-003
tblVehicleEF	LDT2	6.8290e-003	0.06
tblVehicleEF	LDT2	0.97	1.18
tblVehicleEF	LDT2	1.38	2.30
tblVehicleEF	LDT2	383.36	355.94

Merrill Commerce Center (Phase A Operations - Trucks) - San Bernardino-South Coast County, Annual

tblVehicleEF	LDT2	79.39	69.35
tblVehicleEF	LDT2	0.08	0.08
tblVehicleEF	LDT2	1.7270e-003	1.5180e-003
tblVehicleEF	LDT2	2.4170e-003	1.9480e-003
tblVehicleEF	LDT2	1.5880e-003	1.3970e-003
tblVehicleEF	LDT2	2.2220e-003	1.7910e-003
tblVehicleEF	LDT2	0.13	0.21
tblVehicleEF	LDT2	0.15	0.18
tblVehicleEF	LDT2	0.11	0.18
tblVehicleEF	LDT2	0.02	0.02
tblVehicleEF	LDT2	0.07	0.48
tblVehicleEF	LDT2	0.09	0.29
tblVehicleEF	LDT2	3.8420e-003	3.5220e-003
tblVehicleEF	LDT2	8.1700e-004	6.8600e-004
tblVehicleEF	LDT2	0.13	0.21
tblVehicleEF	LDT2	0.15	0.18
tblVehicleEF	LDT2	0.11	0.18
tblVehicleEF	LDT2	0.03	0.03
tblVehicleEF	LDT2	0.07	0.48
tblVehicleEF	LDT2	0.10	0.32
tblVehicleEF	LDT2	6.1560e-003	4.1770e-003
tblVehicleEF	LDT2	8.1410e-003	0.07
tblVehicleEF	LDT2	0.75	0.92
tblVehicleEF	LDT2	1.64	2.74
tblVehicleEF	LDT2	343.55	325.69
tblVehicleEF	LDT2	79.39	70.22
tblVehicleEF	LDT2	0.08	0.09

Merrill Commerce Center (Phase A Operations - Trucks) - San Bernardino-South Coast County, Annual

tblVehicleEF	LDT2	1.7270e-003	1.5180e-003
tblVehicleEF	LDT2	2.4170e-003	1.9480e-003
tblVehicleEF	LDT2	1.5880e-003	1.3970e-003
tblVehicleEF	LDT2	2.2220e-003	1.7910e-003
tblVehicleEF	LDT2	0.06	0.10
tblVehicleEF	LDT2	0.14	0.16
tblVehicleEF	LDT2	0.05	0.08
tblVehicleEF	LDT2	0.02	0.02
tblVehicleEF	LDT2	0.08	0.56
tblVehicleEF	LDT2	0.11	0.35
tblVehicleEF	LDT2	3.4410e-003	3.2220e-003
tblVehicleEF	LDT2	8.2200e-004	6.9500e-004
tblVehicleEF	LDT2	0.06	0.10
tblVehicleEF	LDT2	0.14	0.16
tblVehicleEF	LDT2	0.05	0.08
tblVehicleEF	LDT2	0.02	0.03
tblVehicleEF	LDT2	0.08	0.56
tblVehicleEF	LDT2	0.12	0.38
tblVehicleEF	LHD1	5.2170e-003	4.8640e-003
tblVehicleEF	LHD1	0.01	6.5090e-003
tblVehicleEF	LHD1	0.02	0.02
tblVehicleEF	LHD1	0.14	0.17
tblVehicleEF	LHD1	1.07	0.88
tblVehicleEF	LHD1	2.60	1.03
tblVehicleEF	LHD1	9.23	9.35
tblVehicleEF	LHD1	609.20	648.62
tblVehicleEF	LHD1	30.40	10.79

Merrill Commerce Center (Phase A Operations - Trucks) - San Bernardino-South Coast County, Annual

tblVehicleEF	LHD1	0.09	0.08
tblVehicleEF	LHD1	2.12	1.54
tblVehicleEF	LHD1	9.6500e-004	9.5300e-004
tblVehicleEF	LHD1	0.01	9.9680e-003
tblVehicleEF	LHD1	0.01	0.01
tblVehicleEF	LHD1	9.5800e-004	2.6300e-004
tblVehicleEF	LHD1	9.2400e-004	9.1200e-004
tblVehicleEF	LHD1	2.5390e-003	2.4920e-003
tblVehicleEF	LHD1	0.01	0.01
tblVehicleEF	LHD1	8.8100e-004	2.4200e-004
tblVehicleEF	LHD1	3.7070e-003	3.1750e-003
tblVehicleEF	LHD1	0.11	0.09
tblVehicleEF	LHD1	0.02	0.02
tblVehicleEF	LHD1	1.8240e-003	1.5420e-003
tblVehicleEF	LHD1	0.08	0.07
tblVehicleEF	LHD1	0.35	0.60
tblVehicleEF	LHD1	0.27	0.08
tblVehicleEF	LHD1	9.2000e-005	9.0000e-005
tblVehicleEF	LHD1	5.9760e-003	6.3130e-003
tblVehicleEF	LHD1	3.5300e-004	1.0700e-004
tblVehicleEF	LHD1	3.7070e-003	3.1750e-003
tblVehicleEF	LHD1	0.11	0.09
tblVehicleEF	LHD1	0.02	0.03
tblVehicleEF	LHD1	1.8240e-003	1.5420e-003
tblVehicleEF	LHD1	0.10	0.08
tblVehicleEF	LHD1	0.35	0.60
tblVehicleEF	LHD1	0.29	0.09

Merrill Commerce Center (Phase A Operations - Trucks) - San Bernardino-South Coast County, Annual

tblVehicleEF	LHD1	5.2170e-003	4.8790e-003
tblVehicleEF	LHD1	0.01	6.6670e-003
tblVehicleEF	LHD1	0.02	0.02
tblVehicleEF	LHD1	0.14	0.17
tblVehicleEF	LHD1	1.09	0.90
tblVehicleEF	LHD1	2.43	0.97
tblVehicleEF	LHD1	9.23	9.35
tblVehicleEF	LHD1	609.20	648.66
tblVehicleEF	LHD1	30.40	10.67
tblVehicleEF	LHD1	0.09	0.08
tblVehicleEF	LHD1	1.98	1.44
tblVehicleEF	LHD1	9.6500e-004	9.5300e-004
tblVehicleEF	LHD1	0.01	9.9680e-003
tblVehicleEF	LHD1	0.01	0.01
tblVehicleEF	LHD1	9.5800e-004	2.6300e-004
tblVehicleEF	LHD1	9.2400e-004	9.1200e-004
tblVehicleEF	LHD1	2.5390e-003	2.4920e-003
tblVehicleEF	LHD1	0.01	0.01
tblVehicleEF	LHD1	8.8100e-004	2.4200e-004
tblVehicleEF	LHD1	7.3080e-003	6.2980e-003
tblVehicleEF	LHD1	0.13	0.11
tblVehicleEF	LHD1	0.02	0.02
tblVehicleEF	LHD1	4.1220e-003	3.5370e-003
tblVehicleEF	LHD1	0.09	0.07
tblVehicleEF	LHD1	0.36	0.60
tblVehicleEF	LHD1	0.25	0.08
tblVehicleEF	LHD1	9.2000e-005	9.0000e-005

Merrill Commerce Center (Phase A Operations - Trucks) - San Bernardino-South Coast County, Annual

tblVehicleEF	LHD1	5.9770e-003	6.3140e-003
tblVehicleEF	LHD1	3.5000e-004	1.0600e-004
tblVehicleEF	LHD1	7.3080e-003	6.2980e-003
tblVehicleEF	LHD1	0.13	0.11
tblVehicleEF	LHD1	0.02	0.03
tblVehicleEF	LHD1	4.1220e-003	3.5370e-003
tblVehicleEF	LHD1	0.11	0.09
tblVehicleEF	LHD1	0.36	0.60
tblVehicleEF	LHD1	0.28	0.08
tblVehicleEF	LHD1	5.2170e-003	4.8670e-003
tblVehicleEF	LHD1	0.01	6.5250e-003
tblVehicleEF	LHD1	0.02	0.02
tblVehicleEF	LHD1	0.14	0.17
tblVehicleEF	LHD1	1.07	0.89
tblVehicleEF	LHD1	2.55	1.02
tblVehicleEF	LHD1	9.23	9.35
tblVehicleEF	LHD1	609.20	648.63
tblVehicleEF	LHD1	30.40	10.76
tblVehicleEF	LHD1	0.09	0.08
tblVehicleEF	LHD1	2.08	1.51
tblVehicleEF	LHD1	9.6500e-004	9.5300e-004
tblVehicleEF	LHD1	0.01	9.9680e-003
tblVehicleEF	LHD1	0.01	0.01
tblVehicleEF	LHD1	9.5800e-004	2.6300e-004
tblVehicleEF	LHD1	9.2400e-004	9.1200e-004
tblVehicleEF	LHD1	2.5390e-003	2.4920e-003
tblVehicleEF	LHD1	0.01	0.01

Merrill Commerce Center (Phase A Operations - Trucks) - San Bernardino-South Coast County, Annual

tblVehicleEF	LHD1	8.8100e-004	2.4200e-004
tblVehicleEF	LHD1	4.0430e-003	3.5090e-003
tblVehicleEF	LHD1	0.13	0.10
tblVehicleEF	LHD1	0.02	0.02
tblVehicleEF	LHD1	1.7940e-003	1.5200e-003
tblVehicleEF	LHD1	0.08	0.07
tblVehicleEF	LHD1	0.38	0.64
tblVehicleEF	LHD1	0.26	0.08
tblVehicleEF	LHD1	9.2000e-005	9.0000e-005
tblVehicleEF	LHD1	5.9760e-003	6.3130e-003
tblVehicleEF	LHD1	3.5200e-004	1.0600e-004
tblVehicleEF	LHD1	4.0430e-003	3.5090e-003
tblVehicleEF	LHD1	0.13	0.10
tblVehicleEF	LHD1	0.02	0.03
tblVehicleEF	LHD1	1.7940e-003	1.5200e-003
tblVehicleEF	LHD1	0.10	0.08
tblVehicleEF	LHD1	0.38	0.64
tblVehicleEF	LHD1	0.29	0.09
tblVehicleEF	LHD2	3.5950e-003	3.3090e-003
tblVehicleEF	LHD2	4.6110e-003	4.1580e-003
tblVehicleEF	LHD2	8.1370e-003	9.5080e-003
tblVehicleEF	LHD2	0.12	0.14
tblVehicleEF	LHD2	0.50	0.56
tblVehicleEF	LHD2	1.20	0.61
tblVehicleEF	LHD2	14.27	14.55
tblVehicleEF	LHD2	608.52	648.96
tblVehicleEF	LHD2	24.46	7.78

Merrill Commerce Center (Phase A Operations - Trucks) - San Bernardino-South Coast County, Annual

tblVehicleEF	LHD2	0.11	0.11
tblVehicleEF	LHD2	1.49	1.65
tblVehicleEF	LHD2	1.2830e-003	1.4030e-003
tblVehicleEF	LHD2	0.01	0.01
tblVehicleEF	LHD2	0.01	0.01
tblVehicleEF	LHD2	4.0000e-004	1.2600e-004
tblVehicleEF	LHD2	1.2280e-003	1.3430e-003
tblVehicleEF	LHD2	2.6860e-003	2.6930e-003
tblVehicleEF	LHD2	0.01	0.01
tblVehicleEF	LHD2	3.6800e-004	1.1600e-004
tblVehicleEF	LHD2	1.3070e-003	1.5580e-003
tblVehicleEF	LHD2	0.04	0.05
tblVehicleEF	LHD2	0.01	0.02
tblVehicleEF	LHD2	7.0300e-004	8.0000e-004
tblVehicleEF	LHD2	0.06	0.06
tblVehicleEF	LHD2	0.09	0.29
tblVehicleEF	LHD2	0.11	0.05
tblVehicleEF	LHD2	5.9200e-003	6.2610e-003
tblVehicleEF	LHD2	2.6700e-004	7.7000e-005
tblVehicleEF	LHD2	1.3070e-003	1.5580e-003
tblVehicleEF	LHD2	0.04	0.05
tblVehicleEF	LHD2	0.02	0.02
tblVehicleEF	LHD2	7.0300e-004	8.0000e-004
tblVehicleEF	LHD2	0.07	0.07
tblVehicleEF	LHD2	0.09	0.29
tblVehicleEF	LHD2	0.12	0.05
tblVehicleEF	LHD2	3.5950e-003	3.3190e-003

Merrill Commerce Center (Phase A Operations - Trucks) - San Bernardino-South Coast County, Annual

tblVehicleEF	LHD2	4.6760e-003	4.2030e-003
tblVehicleEF	LHD2	7.7630e-003	9.0810e-003
tblVehicleEF	LHD2	0.12	0.14
tblVehicleEF	LHD2	0.50	0.56
tblVehicleEF	LHD2	1.13	0.57
tblVehicleEF	LHD2	14.27	14.55
tblVehicleEF	LHD2	608.52	648.97
tblVehicleEF	LHD2	24.46	7.71
tblVehicleEF	LHD2	0.11	0.11
tblVehicleEF	LHD2	1.40	1.55
tblVehicleEF	LHD2	1.2830e-003	1.4030e-003
tblVehicleEF	LHD2	0.01	0.01
tblVehicleEF	LHD2	0.01	0.01
tblVehicleEF	LHD2	4.0000e-004	1.2600e-004
tblVehicleEF	LHD2	1.2280e-003	1.3430e-003
tblVehicleEF	LHD2	2.6860e-003	2.6930e-003
tblVehicleEF	LHD2	0.01	0.01
tblVehicleEF	LHD2	3.6800e-004	1.1600e-004
tblVehicleEF	LHD2	2.5220e-003	3.0280e-003
tblVehicleEF	LHD2	0.04	0.06
tblVehicleEF	LHD2	0.01	0.02
tblVehicleEF	LHD2	1.5220e-003	1.7650e-003
tblVehicleEF	LHD2	0.06	0.06
tblVehicleEF	LHD2	0.09	0.29
tblVehicleEF	LHD2	0.10	0.04
tblVehicleEF	LHD2	5.9200e-003	6.2610e-003
tblVehicleEF	LHD2	2.6500e-004	7.6000e-005

Merrill Commerce Center (Phase A Operations - Trucks) - San Bernardino-South Coast County, Annual

tblVehicleEF	LHD2	2.5220e-003	3.0280e-003
tblVehicleEF	LHD2	0.04	0.06
tblVehicleEF	LHD2	0.02	0.02
tblVehicleEF	LHD2	1.5220e-003	1.7650e-003
tblVehicleEF	LHD2	0.07	0.07
tblVehicleEF	LHD2	0.09	0.29
tblVehicleEF	LHD2	0.11	0.05
tblVehicleEF	LHD2	3.5950e-003	3.3110e-003
tblVehicleEF	LHD2	4.6180e-003	4.1630e-003
tblVehicleEF	LHD2	8.0640e-003	9.4270e-003
tblVehicleEF	LHD2	0.12	0.14
tblVehicleEF	LHD2	0.50	0.56
tblVehicleEF	LHD2	1.19	0.60
tblVehicleEF	LHD2	14.27	14.55
tblVehicleEF	LHD2	608.52	648.96
tblVehicleEF	LHD2	24.46	7.77
tblVehicleEF	LHD2	0.11	0.11
tblVehicleEF	LHD2	1.46	1.62
tblVehicleEF	LHD2	1.2830e-003	1.4030e-003
tblVehicleEF	LHD2	0.01	0.01
tblVehicleEF	LHD2	0.01	0.01
tblVehicleEF	LHD2	4.0000e-004	1.2600e-004
tblVehicleEF	LHD2	1.2280e-003	1.3430e-003
tblVehicleEF	LHD2	2.6860e-003	2.6930e-003
tblVehicleEF	LHD2	0.01	0.01
tblVehicleEF	LHD2	3.6800e-004	1.1600e-004
tblVehicleEF	LHD2	1.3460e-003	1.6400e-003

Merrill Commerce Center (Phase A Operations - Trucks) - San Bernardino-South Coast County, Annual

tblVehicleEF	LHD2	0.04	0.05
tblVehicleEF	LHD2	0.01	0.02
tblVehicleEF	LHD2	6.8700e-004	7.8100e-004
tblVehicleEF	LHD2	0.06	0.06
tblVehicleEF	LHD2	0.10	0.31
tblVehicleEF	LHD2	0.11	0.05
tblVehicleEF	LHD2	5.9200e-003	6.2610e-003
tblVehicleEF	LHD2	2.6600e-004	7.7000e-005
tblVehicleEF	LHD2	1.3460e-003	1.6400e-003
tblVehicleEF	LHD2	0.04	0.05
tblVehicleEF	LHD2	0.02	0.02
tblVehicleEF	LHD2	6.8700e-004	7.8100e-004
tblVehicleEF	LHD2	0.07	0.07
tblVehicleEF	LHD2	0.10	0.31
tblVehicleEF	LHD2	0.12	0.05
tblVehicleEF	MCY	0.43	0.33
tblVehicleEF	MCY	0.16	0.25
tblVehicleEF	MCY	20.55	20.74
tblVehicleEF	MCY	9.93	8.78
tblVehicleEF	MCY	167.73	210.98
tblVehicleEF	MCY	46.45	61.55
tblVehicleEF	MCY	1.16	1.17
tblVehicleEF	MCY	1.8610e-003	1.8280e-003
tblVehicleEF	MCY	3.6730e-003	3.0520e-003
tblVehicleEF	MCY	1.7420e-003	1.7110e-003
tblVehicleEF	MCY	3.4650e-003	2.8770e-003
tblVehicleEF	MCY	1.45	1.44

Merrill Commerce Center (Phase A Operations - Trucks) - San Bernardino-South Coast County, Annual

tblVehicleEF	MCY	0.84	0.84
tblVehicleEF	MCY	0.80	0.80
tblVehicleEF	MCY	2.23	2.23
tblVehicleEF	MCY	0.49	2.04
tblVehicleEF	MCY	2.16	1.90
tblVehicleEF	MCY	2.0770e-003	2.0880e-003
tblVehicleEF	MCY	6.9000e-004	6.0900e-004
tblVehicleEF	MCY	1.45	1.44
tblVehicleEF	MCY	0.84	0.84
tblVehicleEF	MCY	0.80	0.80
tblVehicleEF	MCY	2.74	2.74
tblVehicleEF	MCY	0.49	2.04
tblVehicleEF	MCY	2.35	2.07
tblVehicleEF	MCY	0.42	0.32
tblVehicleEF	MCY	0.14	0.22
tblVehicleEF	MCY	20.68	20.87
tblVehicleEF	MCY	9.05	7.97
tblVehicleEF	MCY	167.73	210.98
tblVehicleEF	MCY	46.45	59.35
tblVehicleEF	MCY	0.99	0.99
tblVehicleEF	MCY	1.8610e-003	1.8280e-003
tblVehicleEF	MCY	3.6730e-003	3.0520e-003
tblVehicleEF	MCY	1.7420e-003	1.7110e-003
tblVehicleEF	MCY	3.4650e-003	2.8770e-003
tblVehicleEF	MCY	3.14	3.14
tblVehicleEF	MCY	1.27	1.28
tblVehicleEF	MCY	2.13	2.12

Merrill Commerce Center (Phase A Operations - Trucks) - San Bernardino-South Coast County, Annual

tblVehicleEF	MCY	2.17	2.17
tblVehicleEF	MCY	0.49	2.03
tblVehicleEF	MCY	1.86	1.63
tblVehicleEF	MCY	2.0770e-003	2.0880e-003
tblVehicleEF	MCY	6.6700e-004	5.8700e-004
tblVehicleEF	MCY	3.14	3.14
tblVehicleEF	MCY	1.27	1.28
tblVehicleEF	MCY	2.13	2.12
tblVehicleEF	MCY	2.67	2.67
tblVehicleEF	MCY	0.49	2.03
tblVehicleEF	MCY	2.02	1.77
tblVehicleEF	MCY	0.42	0.32
tblVehicleEF	MCY	0.15	0.24
tblVehicleEF	MCY	19.63	19.79
tblVehicleEF	MCY	9.55	8.43
tblVehicleEF	MCY	167.73	209.35
tblVehicleEF	MCY	46.45	60.75
tblVehicleEF	MCY	1.12	1.12
tblVehicleEF	MCY	1.8610e-003	1.8280e-003
tblVehicleEF	MCY	3.6730e-003	3.0520e-003
tblVehicleEF	MCY	1.7420e-003	1.7110e-003
tblVehicleEF	MCY	3.4650e-003	2.8770e-003
tblVehicleEF	MCY	1.71	1.70
tblVehicleEF	MCY	1.13	1.12
tblVehicleEF	MCY	0.72	0.71
tblVehicleEF	MCY	2.19	2.20
tblVehicleEF	MCY	0.56	2.32

Merrill Commerce Center (Phase A Operations - Trucks) - San Bernardino-South Coast County, Annual

tblVehicleEF	MCY	2.08	1.83
tblVehicleEF	MCY	2.0610e-003	2.0720e-003
tblVehicleEF	MCY	6.8200e-004	6.0100e-004
tblVehicleEF	MCY	1.71	1.70
tblVehicleEF	MCY	1.13	1.12
tblVehicleEF	MCY	0.72	0.71
tblVehicleEF	MCY	2.69	2.69
tblVehicleEF	MCY	0.56	2.32
tblVehicleEF	MCY	2.27	1.99
tblVehicleEF	MDV	0.01	5.5560e-003
tblVehicleEF	MDV	0.02	0.09
tblVehicleEF	MDV	1.35	1.14
tblVehicleEF	MDV	3.25	3.33
tblVehicleEF	MDV	483.94	412.02
tblVehicleEF	MDV	107.92	87.05
tblVehicleEF	MDV	0.17	0.12
tblVehicleEF	MDV	1.8260e-003	1.6290e-003
tblVehicleEF	MDV	2.5170e-003	2.0560e-003
tblVehicleEF	MDV	1.6830e-003	1.5030e-003
tblVehicleEF	MDV	2.3150e-003	1.8910e-003
tblVehicleEF	MDV	0.10	0.12
tblVehicleEF	MDV	0.20	0.17
tblVehicleEF	MDV	0.08	0.10
tblVehicleEF	MDV	0.03	0.02
tblVehicleEF	MDV	0.11	0.52
tblVehicleEF	MDV	0.25	0.45
tblVehicleEF	MDV	4.8500e-003	4.0740e-003

Merrill Commerce Center (Phase A Operations - Trucks) - San Bernardino-South Coast County, Annual

tblVehicleEF	MDV	1.1370e-003	8.6100e-004
tblVehicleEF	MDV	0.10	0.12
tblVehicleEF	MDV	0.20	0.17
tblVehicleEF	MDV	0.08	0.10
tblVehicleEF	MDV	0.05	0.03
tblVehicleEF	MDV	0.11	0.52
tblVehicleEF	MDV	0.28	0.50
tblVehicleEF	MDV	0.01	6.3580e-003
tblVehicleEF	MDV	0.02	0.08
tblVehicleEF	MDV	1.64	1.38
tblVehicleEF	MDV	2.69	2.75
tblVehicleEF	MDV	526.85	437.99
tblVehicleEF	MDV	107.92	85.88
tblVehicleEF	MDV	0.16	0.11
tblVehicleEF	MDV	1.8260e-003	1.6290e-003
tblVehicleEF	MDV	2.5170e-003	2.0560e-003
tblVehicleEF	MDV	1.6830e-003	1.5030e-003
tblVehicleEF	MDV	2.3150e-003	1.8910e-003
tblVehicleEF	MDV	0.20	0.24
tblVehicleEF	MDV	0.23	0.20
tblVehicleEF	MDV	0.17	0.21
tblVehicleEF	MDV	0.04	0.03
tblVehicleEF	MDV	0.11	0.52
tblVehicleEF	MDV	0.21	0.38
tblVehicleEF	MDV	5.2830e-003	4.3310e-003
tblVehicleEF	MDV	1.1260e-003	8.5000e-004
tblVehicleEF	MDV	0.20	0.24

Merrill Commerce Center (Phase A Operations - Trucks) - San Bernardino-South Coast County, Annual

tblVehicleEF	MDV	0.23	0.20
tblVehicleEF	MDV	0.17	0.21
tblVehicleEF	MDV	0.05	0.04
tblVehicleEF	MDV	0.11	0.52
tblVehicleEF	MDV	0.23	0.42
tblVehicleEF	MDV	0.01	5.4100e-003
tblVehicleEF	MDV	0.02	0.09
tblVehicleEF	MDV	1.28	1.08
tblVehicleEF	MDV	3.20	3.28
tblVehicleEF	MDV	473.93	405.86
tblVehicleEF	MDV	107.92	86.95
tblVehicleEF	MDV	0.16	0.11
tblVehicleEF	MDV	1.8260e-003	1.6290e-003
tblVehicleEF	MDV	2.5170e-003	2.0560e-003
tblVehicleEF	MDV	1.6830e-003	1.5030e-003
tblVehicleEF	MDV	2.3150e-003	1.8910e-003
tblVehicleEF	MDV	0.10	0.11
tblVehicleEF	MDV	0.22	0.19
tblVehicleEF	MDV	0.08	0.10
tblVehicleEF	MDV	0.03	0.02
tblVehicleEF	MDV	0.13	0.60
tblVehicleEF	MDV	0.25	0.45
tblVehicleEF	MDV	4.7490e-003	4.0130e-003
tblVehicleEF	MDV	1.1360e-003	8.6000e-004
tblVehicleEF	MDV	0.10	0.11
tblVehicleEF	MDV	0.22	0.19
tblVehicleEF	MDV	0.08	0.10

Merrill Commerce Center (Phase A Operations - Trucks) - San Bernardino-South Coast County, Annual

tblVehicleEF	MDV	0.04	0.03
tblVehicleEF	MDV	0.13	0.60
tblVehicleEF	MDV	0.27	0.49
tblVehicleEF	MH	0.04	3.7970e-003
tblVehicleEF	MH	0.03	0.00
tblVehicleEF	MH	3.07	0.36
tblVehicleEF	MH	6.43	0.00
tblVehicleEF	MH	1,045.05	951.23
tblVehicleEF	MH	59.49	0.00
tblVehicleEF	MH	1.54	4.54
tblVehicleEF	MH	0.01	0.02
tblVehicleEF	MH	0.04	0.14
tblVehicleEF	MH	1.1740e-003	0.00
tblVehicleEF	MH	3.2230e-003	4.0000e-003
tblVehicleEF	MH	0.04	0.14
tblVehicleEF	MH	1.0790e-003	0.00
tblVehicleEF	MH	1.47	0.00
tblVehicleEF	MH	0.09	0.00
tblVehicleEF	MH	0.51	0.00
tblVehicleEF	MH	0.10	0.08
tblVehicleEF	MH	0.03	0.00
tblVehicleEF	MH	0.37	0.00
tblVehicleEF	MH	0.01	8.9930e-003
tblVehicleEF	MH	7.0700e-004	0.00
tblVehicleEF	MH	1.47	0.00
tblVehicleEF	MH	0.09	0.00
tblVehicleEF	MH	0.51	0.00

Merrill Commerce Center (Phase A Operations - Trucks) - San Bernardino-South Coast County, Annual

tblVehicleEF	MH	0.14	0.09
tblVehicleEF	MH	0.03	0.00
tblVehicleEF	MH	0.40	0.00
tblVehicleEF	MH	0.04	3.7970e-003
tblVehicleEF	MH	0.03	0.00
tblVehicleEF	MH	3.19	0.36
tblVehicleEF	MH	5.84	0.00
tblVehicleEF	MH	1,045.05	951.23
tblVehicleEF	MH	59.49	0.00
tblVehicleEF	MH	1.41	4.26
tblVehicleEF	MH	0.01	0.02
tblVehicleEF	MH	0.04	0.14
tblVehicleEF	MH	1.1740e-003	0.00
tblVehicleEF	MH	3.2230e-003	4.0000e-003
tblVehicleEF	MH	0.04	0.14
tblVehicleEF	MH	1.0790e-003	0.00
tblVehicleEF	MH	2.91	0.00
tblVehicleEF	MH	0.11	0.00
tblVehicleEF	MH	1.21	0.00
tblVehicleEF	MH	0.11	0.08
tblVehicleEF	MH	0.03	0.00
tblVehicleEF	MH	0.34	0.00
tblVehicleEF	MH	0.01	8.9930e-003
tblVehicleEF	MH	6.9700e-004	0.00
tblVehicleEF	MH	2.91	0.00
tblVehicleEF	MH	0.11	0.00
tblVehicleEF	MH	1.21	0.00

Merrill Commerce Center (Phase A Operations - Trucks) - San Bernardino-South Coast County, Annual

tblVehicleEF	MH	0.15	0.09
tblVehicleEF	MH	0.03	0.00
tblVehicleEF	MH	0.38	0.00
tblVehicleEF	MH	0.04	3.7970e-003
tblVehicleEF	MH	0.03	0.00
tblVehicleEF	MH	3.08	0.36
tblVehicleEF	MH	6.36	0.00
tblVehicleEF	MH	1,045.05	951.23
tblVehicleEF	MH	59.49	0.00
tblVehicleEF	MH	1.51	4.46
tblVehicleEF	MH	0.01	0.02
tblVehicleEF	MH	0.04	0.14
tblVehicleEF	MH	1.1740e-003	0.00
tblVehicleEF	MH	3.2230e-003	4.0000e-003
tblVehicleEF	MH	0.04	0.14
tblVehicleEF	MH	1.0790e-003	0.00
tblVehicleEF	MH	1.75	0.00
tblVehicleEF	MH	0.11	0.00
tblVehicleEF	MH	0.53	0.00
tblVehicleEF	MH	0.10	0.08
tblVehicleEF	MH	0.03	0.00
tblVehicleEF	MH	0.37	0.00
tblVehicleEF	MH	0.01	8.9930e-003
tblVehicleEF	MH	7.0600e-004	0.00
tblVehicleEF	MH	1.75	0.00
tblVehicleEF	MH	0.11	0.00
tblVehicleEF	MH	0.53	0.00

Merrill Commerce Center (Phase A Operations - Trucks) - San Bernardino-South Coast County, Annual

tblVehicleEF	MH	0.15	0.09
tblVehicleEF	MH	0.03	0.00
tblVehicleEF	MH	0.40	0.00
tblVehicleEF	MHD	0.02	3.1740e-003
tblVehicleEF	MHD	3.5160e-003	3.4880e-003
tblVehicleEF	MHD	0.05	8.5120e-003
tblVehicleEF	MHD	0.32	0.34
tblVehicleEF	MHD	0.27	0.35
tblVehicleEF	MHD	5.32	0.97
tblVehicleEF	MHD	156.91	69.07
tblVehicleEF	MHD	1,101.52	999.60
tblVehicleEF	MHD	52.43	8.24
tblVehicleEF	MHD	0.60	0.51
tblVehicleEF	MHD	0.99	1.54
tblVehicleEF	MHD	3.8600e-004	1.1810e-003
tblVehicleEF	MHD	5.0030e-003	0.03
tblVehicleEF	MHD	7.6400e-004	1.0000e-004
tblVehicleEF	MHD	3.6900e-004	1.1300e-003
tblVehicleEF	MHD	4.7830e-003	0.03
tblVehicleEF	MHD	7.0300e-004	9.2000e-005
tblVehicleEF	MHD	1.2800e-003	5.9300e-004
tblVehicleEF	MHD	0.04	0.02
tblVehicleEF	MHD	0.02	0.02
tblVehicleEF	MHD	6.5100e-004	3.0000e-004
tblVehicleEF	MHD	0.04	0.05
tblVehicleEF	MHD	0.02	0.11
tblVehicleEF	MHD	0.32	0.04

Merrill Commerce Center (Phase A Operations - Trucks) - San Bernardino-South Coast County, Annual

tblVehicleEF	MHD	1.5080e-003	6.5500e-004
tblVehicleEF	MHD	0.01	9.5250e-003
tblVehicleEF	MHD	6.1700e-004	8.2000e-005
tblVehicleEF	MHD	1.2800e-003	5.9300e-004
tblVehicleEF	MHD	0.04	0.02
tblVehicleEF	MHD	0.03	0.02
tblVehicleEF	MHD	6.5100e-004	3.0000e-004
tblVehicleEF	MHD	0.04	0.06
tblVehicleEF	MHD	0.02	0.11
tblVehicleEF	MHD	0.35	0.05
tblVehicleEF	MHD	0.02	3.0170e-003
tblVehicleEF	MHD	3.5800e-003	3.5290e-003
tblVehicleEF	MHD	0.05	8.1180e-003
tblVehicleEF	MHD	0.24	0.28
tblVehicleEF	MHD	0.28	0.36
tblVehicleEF	MHD	4.97	0.91
tblVehicleEF	MHD	166.20	69.79
tblVehicleEF	MHD	1,101.52	999.60
tblVehicleEF	MHD	52.43	8.13
tblVehicleEF	MHD	0.62	0.51
tblVehicleEF	MHD	0.92	1.44
tblVehicleEF	MHD	3.2500e-004	9.9900e-004
tblVehicleEF	MHD	5.0030e-003	0.03
tblVehicleEF	MHD	7.6400e-004	1.0000e-004
tblVehicleEF	MHD	3.1100e-004	9.5500e-004
tblVehicleEF	MHD	4.7830e-003	0.03
tblVehicleEF	MHD	7.0300e-004	9.2000e-005

Merrill Commerce Center (Phase A Operations - Trucks) - San Bernardino-South Coast County, Annual

tblVehicleEF	MHD	2.5300e-003	1.1740e-003
tblVehicleEF	MHD	0.05	0.02
tblVehicleEF	MHD	0.02	0.02
tblVehicleEF	MHD	1.5010e-003	6.9400e-004
tblVehicleEF	MHD	0.04	0.05
tblVehicleEF	MHD	0.02	0.11
tblVehicleEF	MHD	0.30	0.04
tblVehicleEF	MHD	1.5950e-003	6.6200e-004
tblVehicleEF	MHD	0.01	9.5250e-003
tblVehicleEF	MHD	6.1100e-004	8.1000e-005
tblVehicleEF	MHD	2.5300e-003	1.1740e-003
tblVehicleEF	MHD	0.05	0.02
tblVehicleEF	MHD	0.03	0.02
tblVehicleEF	MHD	1.5010e-003	6.9400e-004
tblVehicleEF	MHD	0.04	0.06
tblVehicleEF	MHD	0.02	0.11
tblVehicleEF	MHD	0.33	0.05
tblVehicleEF	MHD	0.02	3.4070e-003
tblVehicleEF	MHD	3.5220e-003	3.4910e-003
tblVehicleEF	MHD	0.05	8.4150e-003
tblVehicleEF	MHD	0.45	0.41
tblVehicleEF	MHD	0.27	0.35
tblVehicleEF	MHD	5.23	0.96
tblVehicleEF	MHD	144.06	68.08
tblVehicleEF	MHD	1,101.52	999.60
tblVehicleEF	MHD	52.43	8.22
tblVehicleEF	MHD	0.57	0.51

Merrill Commerce Center (Phase A Operations - Trucks) - San Bernardino-South Coast County, Annual

tblVehicleEF	MHD	0.97	1.51
tblVehicleEF	MHD	4.7000e-004	1.4340e-003
tblVehicleEF	MHD	5.0030e-003	0.03
tblVehicleEF	MHD	7.6400e-004	1.0000e-004
tblVehicleEF	MHD	4.4900e-004	1.3720e-003
tblVehicleEF	MHD	4.7830e-003	0.03
tblVehicleEF	MHD	7.0300e-004	9.2000e-005
tblVehicleEF	MHD	1.3890e-003	6.4600e-004
tblVehicleEF	MHD	0.05	0.02
tblVehicleEF	MHD	0.03	0.02
tblVehicleEF	MHD	6.4000e-004	2.9500e-004
tblVehicleEF	MHD	0.04	0.05
tblVehicleEF	MHD	0.02	0.12
tblVehicleEF	MHD	0.32	0.04
tblVehicleEF	MHD	1.3860e-003	6.4600e-004
tblVehicleEF	MHD	0.01	9.5250e-003
tblVehicleEF	MHD	6.1600e-004	8.1000e-005
tblVehicleEF	MHD	1.3890e-003	6.4600e-004
tblVehicleEF	MHD	0.05	0.02
tblVehicleEF	MHD	0.04	0.02
tblVehicleEF	MHD	6.4000e-004	2.9500e-004
tblVehicleEF	MHD	0.04	0.06
tblVehicleEF	MHD	0.02	0.12
tblVehicleEF	MHD	0.35	0.05
tblVehicleEF	OBUS	0.01	9.1480e-003
tblVehicleEF	OBUS	9.9110e-003	8.5440e-003
tblVehicleEF	OBUS	0.03	0.03

Merrill Commerce Center (Phase A Operations - Trucks) - San Bernardino-South Coast County, Annual

tblVehicleEF	OBUS	0.26	0.48
tblVehicleEF	OBUS	0.63	0.98
tblVehicleEF	OBUS	6.27	2.73
tblVehicleEF	OBUS	70.35	66.56
tblVehicleEF	OBUS	1,121.50	1,475.42
tblVehicleEF	OBUS	70.70	21.88
tblVehicleEF	OBUS	0.28	0.29
tblVehicleEF	OBUS	0.97	1.13
tblVehicleEF	OBUS	6.4000e-005	5.0000e-004
tblVehicleEF	OBUS	4.6440e-003	0.01
tblVehicleEF	OBUS	9.2900e-004	2.3000e-004
tblVehicleEF	OBUS	6.1000e-005	4.7800e-004
tblVehicleEF	OBUS	4.4220e-003	0.01
tblVehicleEF	OBUS	8.5400e-004	2.1200e-004
tblVehicleEF	OBUS	2.1800e-003	2.7870e-003
tblVehicleEF	OBUS	0.02	0.03
tblVehicleEF	OBUS	0.04	0.05
tblVehicleEF	OBUS	9.3100e-004	1.1430e-003
tblVehicleEF	OBUS	0.04	0.06
tblVehicleEF	OBUS	0.05	0.31
tblVehicleEF	OBUS	0.38	0.13
tblVehicleEF	OBUS	6.8400e-004	6.3600e-004
tblVehicleEF	OBUS	0.01	0.01
tblVehicleEF	OBUS	8.1700e-004	2.1700e-004
tblVehicleEF	OBUS	2.1800e-003	2.7870e-003
tblVehicleEF	OBUS	0.02	0.03
tblVehicleEF	OBUS	0.05	0.07

Merrill Commerce Center (Phase A Operations - Trucks) - San Bernardino-South Coast County, Annual

tblVehicleEF	OBUS	9.3100e-004	1.1430e-003
tblVehicleEF	OBUS	0.06	0.07
tblVehicleEF	OBUS	0.05	0.31
tblVehicleEF	OBUS	0.42	0.14
tblVehicleEF	OBUS	0.01	9.2020e-003
tblVehicleEF	OBUS	0.01	8.7760e-003
tblVehicleEF	OBUS	0.03	0.02
tblVehicleEF	OBUS	0.26	0.47
tblVehicleEF	OBUS	0.65	1.01
tblVehicleEF	OBUS	5.74	2.51
tblVehicleEF	OBUS	73.50	66.43
tblVehicleEF	OBUS	1,121.50	1,475.46
tblVehicleEF	OBUS	70.70	21.50
tblVehicleEF	OBUS	0.29	0.28
tblVehicleEF	OBUS	0.90	1.04
tblVehicleEF	OBUS	5.4000e-005	4.2500e-004
tblVehicleEF	OBUS	4.6440e-003	0.01
tblVehicleEF	OBUS	9.2900e-004	2.3000e-004
tblVehicleEF	OBUS	5.1000e-005	4.0700e-004
tblVehicleEF	OBUS	4.4220e-003	0.01
tblVehicleEF	OBUS	8.5400e-004	2.1200e-004
tblVehicleEF	OBUS	4.2350e-003	5.4310e-003
tblVehicleEF	OBUS	0.02	0.03
tblVehicleEF	OBUS	0.03	0.05
tblVehicleEF	OBUS	2.1330e-003	2.6360e-003
tblVehicleEF	OBUS	0.05	0.06
tblVehicleEF	OBUS	0.05	0.31

Merrill Commerce Center (Phase A Operations - Trucks) - San Bernardino-South Coast County, Annual

tblVehicleEF	OBUS	0.36	0.12
tblVehicleEF	OBUS	7.1400e-004	6.3500e-004
tblVehicleEF	OBUS	0.01	0.01
tblVehicleEF	OBUS	8.0800e-004	2.1300e-004
tblVehicleEF	OBUS	4.2350e-003	5.4310e-003
tblVehicleEF	OBUS	0.02	0.03
tblVehicleEF	OBUS	0.05	0.07
tblVehicleEF	OBUS	2.1330e-003	2.6360e-003
tblVehicleEF	OBUS	0.06	0.08
tblVehicleEF	OBUS	0.05	0.31
tblVehicleEF	OBUS	0.40	0.14
tblVehicleEF	OBUS	0.01	9.1130e-003
tblVehicleEF	OBUS	9.9380e-003	8.5700e-003
tblVehicleEF	OBUS	0.03	0.03
tblVehicleEF	OBUS	0.28	0.49
tblVehicleEF	OBUS	0.63	0.99
tblVehicleEF	OBUS	6.22	2.71
tblVehicleEF	OBUS	66.00	66.75
tblVehicleEF	OBUS	1,121.50	1,475.42
tblVehicleEF	OBUS	70.70	21.85
tblVehicleEF	OBUS	0.27	0.30
tblVehicleEF	OBUS	0.96	1.11
tblVehicleEF	OBUS	7.7000e-005	6.0400e-004
tblVehicleEF	OBUS	4.6440e-003	0.01
tblVehicleEF	OBUS	9.2900e-004	2.3000e-004
tblVehicleEF	OBUS	7.4000e-005	5.7800e-004
tblVehicleEF	OBUS	4.4220e-003	0.01

Merrill Commerce Center (Phase A Operations - Trucks) - San Bernardino-South Coast County, Annual

tblVehicleEF	OBUS	8.5400e-004	2.1200e-004
tblVehicleEF	OBUS	2.3200e-003	3.0070e-003
tblVehicleEF	OBUS	0.02	0.03
tblVehicleEF	OBUS	0.04	0.05
tblVehicleEF	OBUS	9.4100e-004	1.1540e-003
tblVehicleEF	OBUS	0.04	0.06
tblVehicleEF	OBUS	0.05	0.33
tblVehicleEF	OBUS	0.38	0.13
tblVehicleEF	OBUS	6.4200e-004	6.3800e-004
tblVehicleEF	OBUS	0.01	0.01
tblVehicleEF	OBUS	8.1600e-004	2.1600e-004
tblVehicleEF	OBUS	2.3200e-003	3.0070e-003
tblVehicleEF	OBUS	0.02	0.03
tblVehicleEF	OBUS	0.05	0.06
tblVehicleEF	OBUS	9.4100e-004	1.1540e-003
tblVehicleEF	OBUS	0.06	0.08
tblVehicleEF	OBUS	0.05	0.33
tblVehicleEF	OBUS	0.42	0.14
tblVehicleEF	SBUS	0.84	0.04
tblVehicleEF	SBUS	0.01	6.8550e-003
tblVehicleEF	SBUS	0.07	4.0770e-003
tblVehicleEF	SBUS	5.71	1.90
tblVehicleEF	SBUS	0.65	0.58
tblVehicleEF	SBUS	5.33	0.55
tblVehicleEF	SBUS	1,258.13	336.22
tblVehicleEF	SBUS	1,136.31	1,128.72
tblVehicleEF	SBUS	37.11	3.21

Merrill Commerce Center (Phase A Operations - Trucks) - San Bernardino-South Coast County, Annual

tblVehicleEF	SBUS	11.70	3.35
tblVehicleEF	SBUS	4.77	5.07
tblVehicleEF	SBUS	0.01	4.0350e-003
tblVehicleEF	SBUS	0.01	0.01
tblVehicleEF	SBUS	0.03	0.03
tblVehicleEF	SBUS	5.1700e-004	3.0000e-005
tblVehicleEF	SBUS	0.01	3.8600e-003
tblVehicleEF	SBUS	2.7560e-003	2.7660e-003
tblVehicleEF	SBUS	0.03	0.03
tblVehicleEF	SBUS	4.7500e-004	2.8000e-005
tblVehicleEF	SBUS	2.9260e-003	7.3800e-004
tblVehicleEF	SBUS	0.02	5.5390e-003
tblVehicleEF	SBUS	0.68	0.20
tblVehicleEF	SBUS	1.3050e-003	3.4800e-004
tblVehicleEF	SBUS	0.11	0.10
tblVehicleEF	SBUS	9.3510e-003	0.04
tblVehicleEF	SBUS	0.27	0.02
tblVehicleEF	SBUS	0.01	3.1960e-003
tblVehicleEF	SBUS	0.01	0.01
tblVehicleEF	SBUS	4.6300e-004	3.2000e-005
tblVehicleEF	SBUS	2.9260e-003	7.3800e-004
tblVehicleEF	SBUS	0.02	5.5390e-003
tblVehicleEF	SBUS	0.97	0.28
tblVehicleEF	SBUS	1.3050e-003	3.4800e-004
tblVehicleEF	SBUS	0.13	0.11
tblVehicleEF	SBUS	9.3510e-003	0.04
tblVehicleEF	SBUS	0.30	0.03

Merrill Commerce Center (Phase A Operations - Trucks) - San Bernardino-South Coast County, Annual

tblVehicleEF	SBUS	0.84	0.04
tblVehicleEF	SBUS	0.01	6.9390e-003
tblVehicleEF	SBUS	0.06	3.3780e-003
tblVehicleEF	SBUS	5.56	1.86
tblVehicleEF	SBUS	0.66	0.59
tblVehicleEF	SBUS	3.65	0.39
tblVehicleEF	SBUS	1,322.00	344.13
tblVehicleEF	SBUS	1,136.31	1,128.74
tblVehicleEF	SBUS	37.11	2.94
tblVehicleEF	SBUS	12.08	3.42
tblVehicleEF	SBUS	4.47	4.75
tblVehicleEF	SBUS	0.01	3.4090e-003
tblVehicleEF	SBUS	0.01	0.01
tblVehicleEF	SBUS	0.03	0.03
tblVehicleEF	SBUS	5.1700e-004	3.0000e-005
tblVehicleEF	SBUS	9.6490e-003	3.2620e-003
tblVehicleEF	SBUS	2.7560e-003	2.7660e-003
tblVehicleEF	SBUS	0.03	0.03
tblVehicleEF	SBUS	4.7500e-004	2.8000e-005
tblVehicleEF	SBUS	5.6170e-003	1.3280e-003
tblVehicleEF	SBUS	0.02	5.8520e-003
tblVehicleEF	SBUS	0.67	0.20
tblVehicleEF	SBUS	2.8800e-003	6.7400e-004
tblVehicleEF	SBUS	0.11	0.10
tblVehicleEF	SBUS	8.5310e-003	0.03
tblVehicleEF	SBUS	0.22	0.02
tblVehicleEF	SBUS	0.01	3.2700e-003

Merrill Commerce Center (Phase A Operations - Trucks) - San Bernardino-South Coast County, Annual

tblVehicleEF	SBUS	0.01	0.01
tblVehicleEF	SBUS	4.3500e-004	2.9000e-005
tblVehicleEF	SBUS	5.6170e-003	1.3280e-003
tblVehicleEF	SBUS	0.02	5.8520e-003
tblVehicleEF	SBUS	0.97	0.28
tblVehicleEF	SBUS	2.8800e-003	6.7400e-004
tblVehicleEF	SBUS	0.13	0.12
tblVehicleEF	SBUS	8.5310e-003	0.03
tblVehicleEF	SBUS	0.24	0.02
tblVehicleEF	SBUS	0.84	0.04
tblVehicleEF	SBUS	0.01	6.8510e-003
tblVehicleEF	SBUS	0.07	4.1760e-003
tblVehicleEF	SBUS	5.91	1.95
tblVehicleEF	SBUS	0.65	0.58
tblVehicleEF	SBUS	5.37	0.57
tblVehicleEF	SBUS	1,169.92	325.30
tblVehicleEF	SBUS	1,136.31	1,128.72
tblVehicleEF	SBUS	37.11	3.24
tblVehicleEF	SBUS	11.19	3.26
tblVehicleEF	SBUS	4.69	4.99
tblVehicleEF	SBUS	0.01	4.8980e-003
tblVehicleEF	SBUS	0.01	0.01
tblVehicleEF	SBUS	0.03	0.03
tblVehicleEF	SBUS	5.1700e-004	3.0000e-005
tblVehicleEF	SBUS	0.01	4.6860e-003
tblVehicleEF	SBUS	2.7560e-003	2.7660e-003
tblVehicleEF	SBUS	0.03	0.03

Merrill Commerce Center (Phase A Operations - Trucks) - San Bernardino-South Coast County, Annual

tblVehicleEF	SBUS	4.7500e-004	2.8000e-005
tblVehicleEF	SBUS	2.9580e-003	7.2600e-004
tblVehicleEF	SBUS	0.02	5.8800e-003
tblVehicleEF	SBUS	0.68	0.20
tblVehicleEF	SBUS	1.2820e-003	3.5300e-004
tblVehicleEF	SBUS	0.11	0.10
tblVehicleEF	SBUS	0.01	0.05
tblVehicleEF	SBUS	0.28	0.02
tblVehicleEF	SBUS	0.01	3.0930e-003
tblVehicleEF	SBUS	0.01	0.01
tblVehicleEF	SBUS	4.6400e-004	3.2000e-005
tblVehicleEF	SBUS	2.9580e-003	7.2600e-004
tblVehicleEF	SBUS	0.02	5.8800e-003
tblVehicleEF	SBUS	0.98	0.28
tblVehicleEF	SBUS	1.2820e-003	3.5300e-004
tblVehicleEF	SBUS	0.13	0.11
tblVehicleEF	SBUS	0.01	0.05
tblVehicleEF	SBUS	0.31	0.03
tblVehicleEF	UBUS	1.83	4.19
tblVehicleEF	UBUS	0.08	0.02
tblVehicleEF	UBUS	9.26	32.67
tblVehicleEF	UBUS	14.34	1.43
tblVehicleEF	UBUS	1,846.39	1,724.94
tblVehicleEF	UBUS	136.37	16.90
tblVehicleEF	UBUS	5.87	0.37
tblVehicleEF	UBUS	0.52	0.08
tblVehicleEF	UBUS	0.01	0.03

Merrill Commerce Center (Phase A Operations - Trucks) - San Bernardino-South Coast County, Annual

tblVehicleEF	UBUS	0.07	2.6830e-003
tblVehicleEF	UBUS	1.4030e-003	1.8900e-004
tblVehicleEF	UBUS	0.22	0.03
tblVehicleEF	UBUS	3.0000e-003	6.3130e-003
tblVehicleEF	UBUS	0.06	2.5510e-003
tblVehicleEF	UBUS	1.2900e-003	1.7400e-004
tblVehicleEF	UBUS	8.0860e-003	1.5320e-003
tblVehicleEF	UBUS	0.11	8.4710e-003
tblVehicleEF	UBUS	3.9450e-003	6.5200e-004
tblVehicleEF	UBUS	0.61	0.06
tblVehicleEF	UBUS	0.02	0.04
tblVehicleEF	UBUS	1.15	0.06
tblVehicleEF	UBUS	0.01	3.8820e-003
tblVehicleEF	UBUS	1.6240e-003	1.6700e-004
tblVehicleEF	UBUS	8.0860e-003	1.5320e-003
tblVehicleEF	UBUS	0.11	8.4710e-003
tblVehicleEF	UBUS	3.9450e-003	6.5200e-004
tblVehicleEF	UBUS	2.50	4.28
tblVehicleEF	UBUS	0.02	0.04
tblVehicleEF	UBUS	1.25	0.07
tblVehicleEF	UBUS	1.83	4.19
tblVehicleEF	UBUS	0.08	0.01
tblVehicleEF	UBUS	9.36	32.67
tblVehicleEF	UBUS	11.74	1.17
tblVehicleEF	UBUS	1,846.39	1,724.94
tblVehicleEF	UBUS	136.37	16.47
tblVehicleEF	UBUS	5.45	0.37

Merrill Commerce Center (Phase A Operations - Trucks) - San Bernardino-South Coast County, Annual

tblVehicleEF	UBUS	0.52	0.08
tblVehicleEF	UBUS	0.01	0.03
tblVehicleEF	UBUS	0.07	2.6830e-003
tblVehicleEF	UBUS	1.4030e-003	1.8900e-004
tblVehicleEF	UBUS	0.22	0.03
tblVehicleEF	UBUS	3.0000e-003	6.3130e-003
tblVehicleEF	UBUS	0.06	2.5510e-003
tblVehicleEF	UBUS	1.2900e-003	1.7400e-004
tblVehicleEF	UBUS	0.02	2.9020e-003
tblVehicleEF	UBUS	0.14	0.01
tblVehicleEF	UBUS	9.3320e-003	1.4770e-003
tblVehicleEF	UBUS	0.62	0.06
tblVehicleEF	UBUS	0.02	0.04
tblVehicleEF	UBUS	1.02	0.06
tblVehicleEF	UBUS	0.01	3.8820e-003
tblVehicleEF	UBUS	1.5790e-003	1.6300e-004
tblVehicleEF	UBUS	0.02	2.9020e-003
tblVehicleEF	UBUS	0.14	0.01
tblVehicleEF	UBUS	9.3320e-003	1.4770e-003
tblVehicleEF	UBUS	2.52	4.28
tblVehicleEF	UBUS	0.02	0.04
tblVehicleEF	UBUS	1.12	0.06
tblVehicleEF	UBUS	1.83	4.19
tblVehicleEF	UBUS	0.08	0.02
tblVehicleEF	UBUS	9.27	32.67
tblVehicleEF	UBUS	13.86	1.39
tblVehicleEF	UBUS	1,846.39	1,724.94

Merrill Commerce Center (Phase A Operations - Trucks) - San Bernardino-South Coast County, Annual

tblVehicleEF	UBUS	136.37	16.85
tblVehicleEF	UBUS	5.76	0.37
tblVehicleEF	UBUS	0.52	0.08
tblVehicleEF	UBUS	0.01	0.03
tblVehicleEF	UBUS	0.07	2.6830e-003
tblVehicleEF	UBUS	1.4030e-003	1.8900e-004
tblVehicleEF	UBUS	0.22	0.03
tblVehicleEF	UBUS	3.0000e-003	6.3130e-003
tblVehicleEF	UBUS	0.06	2.5510e-003
tblVehicleEF	UBUS	1.2900e-003	1.7400e-004
tblVehicleEF	UBUS	9.2250e-003	1.6220e-003
tblVehicleEF	UBUS	0.14	9.7130e-003
tblVehicleEF	UBUS	4.1190e-003	6.4800e-004
tblVehicleEF	UBUS	0.61	0.06
tblVehicleEF	UBUS	0.03	0.04
tblVehicleEF	UBUS	1.13	0.06
tblVehicleEF	UBUS	0.01	3.8820e-003
tblVehicleEF	UBUS	1.6160e-003	1.6700e-004
tblVehicleEF	UBUS	9.2250e-003	1.6220e-003
tblVehicleEF	UBUS	0.14	9.7130e-003
tblVehicleEF	UBUS	4.1190e-003	6.4800e-004
tblVehicleEF	UBUS	2.50	4.28
tblVehicleEF	UBUS	0.03	0.04
tblVehicleEF	UBUS	1.24	0.07
tblVehicleTrips	CNW_TTP	41.00	0.00
tblVehicleTrips	CNW_TTP	41.00	0.00
tblVehicleTrips	CW_TL	16.60	40.00

Merrill Commerce Center (Phase A Operations - Trucks) - San Bernardino-South Coast County, Annual

tblVehicleTrips	CW_TL	16.60	40.00
tblVehicleTrips	CW_TTP	59.00	100.00
tblVehicleTrips	CW_TTP	59.00	100.00
tblVehicleTrips	DV_TP	5.00	0.00
tblVehicleTrips	DV_TP	5.00	0.00
tblVehicleTrips	PB_TP	3.00	0.00
tblVehicleTrips	PB_TP	3.00	0.00
tblVehicleTrips	PR_TP	92.00	100.00
tblVehicleTrips	PR_TP	92.00	100.00
tblVehicleTrips	ST_TR	1.68	0.69
tblVehicleTrips	ST_TR	1.68	0.38
tblVehicleTrips	SU_TR	1.68	0.69
tblVehicleTrips	SU_TR	1.68	0.38
tblVehicleTrips	WD_TR	1.68	0.69
tblVehicleTrips	WD_TR	1.68	0.38

2.0 Emissions Summary

Merrill Commerce Center (Phase A Operations - Trucks) - San Bernardino-South Coast County, Annual

2.1 Overall Construction

Unmitigated Construction

[illegible]

Mitigated Construction

[illegible][illegible]

Merrill Commerce Center (Phase A Operations - Trucks) - San Bernardino-South Coast County, Annual

Quarter	Start Date	End Date	Maximum Unmitigated ROG + NOX (tons/quarter)	Maximum Mitigated ROG + NOX (tons/quarter)
		Highest		

2.2 Overall Operational

Unmitigated Operational

	ROG	NOx	CO	SO2	Fugitive PM10	Exhaust PM10	PM10 Total	Fugitive PM2.5	Exhaust PM2.5	PM2.5 Total	Bio- CO2	NBio- CO2	Total CO2	CH4	N2O	CO2e
Category	tons/yr										MT/yr					
Area	8.9159	2.6000e-004	0.0280	0.0000		1.0000e-004	1.0000e-004		1.0000e-004	1.0000e-004	0.0000	0.0543	0.0543	1.4000e-004	0.0000	0.0579
Energy	0.0966	0.8786	0.7380	5.2700e-003		0.0668	0.0668		0.0668	0.0668	0.0000	5,814.7470	5,814.7470	0.2189	0.0590	5,837.8113
Mobile	1.0507	44.0628	9.3307	0.1700	5.8174	0.4305	6.2478	1.6224	0.4118	2.0342	0.0000	16,658.0256	16,658.0256	0.6187	0.0000	16,673.4924
Offroad	0.1781	1.8507	1.1076	4.6300e-003		0.0639	0.0639		0.0588	0.0588	0.0000	406.3372	406.3372	0.1314	0.0000	409.6226
Waste						0.0000	0.0000		0.0000	0.0000	415.9691	0.0000	415.9691	24.5831	0.0000	1,030.5458
Water						0.0000	0.0000		0.0000	0.0000	159.9356	2,091.4985	2,251.4341	16.5133	0.4057	2,785.1763
Total	10.2414	46.7924	11.2042	0.1799	5.8174	0.5612	6.3786	1.6224	0.5374	2.1599	575.9047	24,970.6626	25,546.5672	42.0655	0.4648	26,736.7063

Merrill Commerce Center (Phase A Operations - Trucks) - San Bernardino-South Coast County, Annual

2.2 Overall Operational**Mitigated Operational**

	ROG	NOx	CO	SO2	Fugitive PM10	Exhaust PM10	PM10 Total	Fugitive PM2.5	Exhaust PM2.5	PM2.5 Total	Bio- CO2	NBio- CO2	Total CO2	CH4	N2O	CO2e
Category	tons/yr										MT/yr					
Area	8.9159	2.6000e-004	0.0280	0.0000		1.0000e-004	1.0000e-004		1.0000e-004	1.0000e-004	0.0000	0.0543	0.0543	1.4000e-004	0.0000	0.0579
Energy	0.0966	0.8786	0.7380	5.2700e-003		0.0668	0.0668		0.0668	0.0668	0.0000	5,814.7470	5,814.7470	0.2189	0.0590	5,837.8113
Mobile	1.0507	44.0628	9.3307	0.1700	5.8174	0.4305	6.2478	1.6224	0.4118	2.0342	0.0000	16,658.0256	16,658.0256	0.6187	0.0000	16,673.4924
Offroad	0.1781	1.8507	1.1076	4.6300e-003		0.0639	0.0639		0.0588	0.0588	0.0000	406.3372	406.3372	0.1314	0.0000	409.6226
Waste						0.0000	0.0000		0.0000	0.0000	415.9691	0.0000	415.9691	24.5831	0.0000	1,030.5458
Water						0.0000	0.0000		0.0000	0.0000	159.9356	2,091.4985	2,251.4341	16.5133	0.4057	2,785.1763
Total	10.2414	46.7924	11.2042	0.1799	5.8174	0.5612	6.3786	1.6224	0.5374	2.1599	575.9047	24,970.6626	25,546.5672	42.0655	0.4648	26,736.7063

	ROG	NOx	CO	SO2	Fugitive PM10	Exhaust PM10	PM10 Total	Fugitive PM2.5	Exhaust PM2.5	PM2.5 Total	Bio- CO2	NBio-CO2	Total CO2	CH4	N2O	CO2e
Percent Reduction	0.00	0.00	0.00	0.00	0.00	0.00	0.00	0.00	0.00	0.00	0.00	0.00	0.00	0.00	0.00	0.00

3.0 Construction Detail**Construction Phase**

Phase Number	Phase Name	Phase Type	Start Date	End Date	Num Days Week	Num Days	Phase Description
1	Demolition	Demolition	6/1/2020	5/31/2020	5	0	

Merrill Commerce Center (Phase A Operations - Trucks) - San Bernardino-South Coast County, Annual

Acres of Grading (Site Preparation Phase): 0**Acres of Grading (Grading Phase): 0****Acres of Paving: 7.43****Residential Indoor: 0; Residential Outdoor: 0; Non-Residential Indoor: 0; Non-Residential Outdoor: 0; Striped Parking Area: 0 (Architectural Coating – sqft)****Offroad Equipment**

Phase Name	Offroad Equipment Type	Amount	Usage Hours	Horse Power	Load Factor
Demolition	Concrete/Industrial Saws	0	8.00	81	0.73
Demolition	Excavators	0	8.00	158	0.38
Demolition	Rubber Tired Dozers	0	8.00	247	0.40

Trips and VMT

Phase Name	Offroad Equipment Count	Worker Trip Number	Vendor Trip Number	Hauling Trip Number	Worker Trip Length	Vendor Trip Length	Hauling Trip Length	Worker Vehicle Class	Vendor Vehicle Class	Hauling Vehicle Class
Demolition	0	0.00	0.00	0.00	14.70	6.90	20.00	LD_Mix	HDT_Mix	HHDT

3.1 Mitigation Measures Construction

Merrill Commerce Center (Phase A Operations - Trucks) - San Bernardino-South Coast County, Annual

3.2 Demolition - 2020

Unmitigated Construction On-Site

[illegible]

Unmitigated Construction Off-Site

[illegible]

Merrill Commerce Center (Phase A Operations - Trucks) - San Bernardino-South Coast County, Annual

3.2 Demolition - 2020**Mitigated Construction On-Site**

	ROG	NOx	CO	SO2	Fugitive PM10	Exhaust PM10	PM10 Total	Fugitive PM2.5	Exhaust PM2.5	PM2.5 Total	Bio- CO2	NBio- CO2	Total CO2	CH4	N2O	CO2e
Category	tons/yr										MT/yr					
Off-Road	0.0000	0.0000	0.0000	0.0000	0.0000	0.0000	0.0000	0.0000	0.0000	0.0000	0.0000	0.0000	0.0000	0.0000	0.0000	0.0000
Total	0.0000	0.0000	0.0000	0.0000	0.0000	0.0000	0.0000	0.0000	0.0000	0.0000	0.0000	0.0000	0.0000	0.0000	0.0000	0.0000

Mitigated Construction Off-Site

	ROG	NOx	CO	SO2	Fugitive PM10	Exhaust PM10	PM10 Total	Fugitive PM2.5	Exhaust PM2.5	PM2.5 Total	Bio- CO2	NBio- CO2	Total CO2	CH4	N2O	CO2e
Category	tons/yr										MT/yr					
Hauling	0.0000	0.0000	0.0000	0.0000	0.0000	0.0000	0.0000	0.0000	0.0000	0.0000	0.0000	0.0000	0.0000	0.0000	0.0000	0.0000
Vendor	0.0000	0.0000	0.0000	0.0000	0.0000	0.0000	0.0000	0.0000	0.0000	0.0000	0.0000	0.0000	0.0000	0.0000	0.0000	0.0000
Worker	0.0000	0.0000	0.0000	0.0000	0.0000	0.0000	0.0000	0.0000	0.0000	0.0000	0.0000	0.0000	0.0000	0.0000	0.0000	0.0000
Total	0.0000	0.0000	0.0000	0.0000	0.0000	0.0000	0.0000	0.0000	0.0000	0.0000	0.0000	0.0000	0.0000	0.0000	0.0000	0.0000

4.0 Operational Detail - Mobile

Merrill Commerce Center (Phase A Operations - Trucks) - San Bernardino-South Coast County, Annual

4.1 Mitigation Measures Mobile

	ROG	NOx	CO	SO2	Fugitive PM10	Exhaust PM10	PM10 Total	Fugitive PM2.5	Exhaust PM2.5	PM2.5 Total	Bio- CO2	NBio- CO2	Total CO2	CH4	N2O	CO2e
Category	tons/yr										MT/yr					
Mitigated	1.0507	44.0628	9.3307	0.1700	5.8174	0.4305	6.2478	1.6224	0.4118	2.0342	0.0000	16,658.0256	16,658.0256	0.6187	0.0000	16,673.4924
Unmitigated	1.0507	44.0628	9.3307	0.1700	5.8174	0.4305	6.2478	1.6224	0.4118	2.0342	0.0000	16,658.0256	16,658.0256	0.6187	0.0000	16,673.4924

4.2 Trip Summary Information

Land Use	Average Daily Trip Rate			Unmitigated	Mitigated
	Weekday	Saturday	Sunday	Annual VMT	Annual VMT
Other Asphalt Surfaces	0.00	0.00	0.00		
Refrigerated Warehouse-No Rail	207.00	207.00	207.00	3,013,920	3,013,920
Unrefrigerated Warehouse-No Rail	714.40	714.40	714.40	10,401,664	10,401,664
Total	921.40	921.40	921.40	13,415,584	13,415,584

4.3 Trip Type Information

Land Use	Miles			Trip %			Trip Purpose %		
	H-W or C-W	H-S or C-C	H-O or C-NW	H-W or C-W	H-S or C-C	H-O or C-NW	Primary	Diverted	Pass-by
Other Asphalt Surfaces	16.60	8.40	6.90	0.00	0.00	0.00	0	0	0
Refrigerated Warehouse-No	40.00	8.40	6.90	100.00	0.00	0.00	100	0	0
Unrefrigerated Warehouse-No	40.00	8.40	6.90	100.00	0.00	0.00	100	0	0

Merrill Commerce Center (Phase A Operations - Trucks) - San Bernardino-South Coast County, Annual

4.4 Fleet Mix

Land Use	LDA	LDT1	LDT2	MDV	LHD1	LHD2	MHD	HHD	OBUS	UBUS	MCY	SBUS	MH
Other Asphalt Surfaces	0.553113	0.036408	0.180286	0.116335	0.016165	0.005101	0.018218	0.063797	0.001357	0.001565	0.005903	0.000808	0.000944
Refrigerated Warehouse-No Rail	0.000000	0.000000	0.000000	0.000000	0.346200	0.000000	0.115400	0.538400	0.000000	0.000000	0.000000	0.000000	0.000000
Unrefrigerated Warehouse-No Rail	0.000000	0.000000	0.000000	0.000000	0.106400	0.000000	0.106400	0.787200	0.000000	0.000000	0.000000	0.000000	0.000000

5.0 Energy Detail

Historical Energy Use: N

5.1 Mitigation Measures Energy

	ROG	NOx	CO	SO2	Fugitive PM10	Exhaust PM10	PM10 Total	Fugitive PM2.5	Exhaust PM2.5	PM2.5 Total	Bio- CO2	NBio- CO2	Total CO2	CH4	N2O	CO2e
Category	tons/yr										MT/yr					
Electricity Mitigated						0.0000	0.0000		0.0000	0.0000	0.0000	4,858.3395	4,858.3395	0.2006	0.0415	4,875.7203
Electricity Unmitigated						0.0000	0.0000		0.0000	0.0000	0.0000	4,858.3395	4,858.3395	0.2006	0.0415	4,875.7203
NaturalGas Mitigated	0.0966	0.8786	0.7380	5.2700e-003		0.0668	0.0668		0.0668	0.0668	0.0000	956.4075	956.4075	0.0183	0.0175	962.0910
NaturalGas Unmitigated	0.0966	0.8786	0.7380	5.2700e-003		0.0668	0.0668		0.0668	0.0668	0.0000	956.4075	956.4075	0.0183	0.0175	962.0910

Merrill Commerce Center (Phase A Operations - Trucks) - San Bernardino-South Coast County, Annual

5.2 Energy by Land Use - NaturalGas**Unmitigated**

	NaturalGas Use	ROG	NOx	CO	SO2	Fugitive PM10	Exhaust PM10	PM10 Total	Fugitive PM2.5	Exhaust PM2.5	PM2.5 Total	Bio- CO2	NBio- CO2	Total CO2	CH4	N2O	CO2e
Land Use	kBTU/yr	tons/yr										MT/yr					
Other Asphalt Surfaces	0	0.0000	0.0000	0.0000	0.0000		0.0000	0.0000		0.0000	0.0000	0.0000	0.0000	0.0000	0.0000	0.0000	0.0000
Refrigerated Warehouse-No Rail	1.5234e+007	0.0821	0.7468	0.6273	4.4800e-003		0.0568	0.0568		0.0568	0.0568	0.0000	812.9443	812.9443	0.0156	0.0149	817.7752
Unrefrigerated Warehouse-No Rail	2.6884e+006	0.0145	0.1318	0.1107	7.9000e-004		0.0100	0.0100		0.0100	0.0100	0.0000	143.4633	143.4633	2.7500e-003	2.6300e-003	144.3158
Total		0.0966	0.8785	0.7380	5.2700e-003		0.0668	0.0668		0.0668	0.0668	0.0000	956.4075	956.4075	0.0183	0.0175	962.0910

Mitigated

	NaturalGas Use	ROG	NOx	CO	SO2	Fugitive PM10	Exhaust PM10	PM10 Total	Fugitive PM2.5	Exhaust PM2.5	PM2.5 Total	Bio- CO2	NBio- CO2	Total CO2	CH4	N2O	CO2e
Land Use	kBTU/yr	tons/yr										MT/yr					
Other Asphalt Surfaces	0	0.0000	0.0000	0.0000	0.0000		0.0000	0.0000		0.0000	0.0000	0.0000	0.0000	0.0000	0.0000	0.0000	0.0000
Refrigerated Warehouse-No Rail	1.5234e+007	0.0821	0.7468	0.6273	4.4800e-003		0.0568	0.0568		0.0568	0.0568	0.0000	812.9443	812.9443	0.0156	0.0149	817.7752
Unrefrigerated Warehouse-No Rail	2.6884e+006	0.0145	0.1318	0.1107	7.9000e-004		0.0100	0.0100		0.0100	0.0100	0.0000	143.4633	143.4633	2.7500e-003	2.6300e-003	144.3158
Total		0.0966	0.8785	0.7380	5.2700e-003		0.0668	0.0668		0.0668	0.0668	0.0000	956.4075	956.4075	0.0183	0.0175	962.0910

Merrill Commerce Center (Phase A Operations - Trucks) - San Bernardino-South Coast County, Annual

5.3 Energy by Land Use - Electricity**Unmitigated**

	Electricity Use	Total CO2	CH4	N2O	CO2e
Land Use	kWh/yr	MT/yr			
Other Asphalt Surfaces	0	0.0000	0.0000	0.0000	0.0000
Refrigerated Warehouse-No Rail	1.1676e+007	3,720.2238	0.1536	0.0318	3,733.5330
Unrefrigerated Warehouse-No Rail	3.572e+006	1,138.1157	0.0470	9.7200e-003	1,142.1874
Total		4,858.3395	0.2006	0.0415	4,875.7203

Mitigated

	Electricity Use	Total CO2	CH4	N2O	CO2e
Land Use	kWh/yr	MT/yr			
Other Asphalt Surfaces	0	0.0000	0.0000	0.0000	0.0000
Refrigerated Warehouse-No Rail	1.1676e+007	3,720.2238	0.1536	0.0318	3,733.5330
Unrefrigerated Warehouse-No Rail	3.572e+006	1,138.1157	0.0470	9.7200e-003	1,142.1874
Total		4,858.3395	0.2006	0.0415	4,875.7203

Merrill Commerce Center (Phase A Operations - Trucks) - San Bernardino-South Coast County, Annual

6.0 Area Detail**6.1 Mitigation Measures Area**

	ROG	NOx	CO	SO2	Fugitive PM10	Exhaust PM10	PM10 Total	Fugitive PM2.5	Exhaust PM2.5	PM2.5 Total	Bio- CO2	NBio- CO2	Total CO2	CH4	N2O	CO2e
Category	tons/yr										MT/yr					
Mitigated	8.9159	2.6000e-004	0.0280	0.0000		1.0000e-004	1.0000e-004		1.0000e-004	1.0000e-004	0.0000	0.0543	0.0543	1.4000e-004	0.0000	0.0579
Unmitigated	8.9159	2.6000e-004	0.0280	0.0000		1.0000e-004	1.0000e-004		1.0000e-004	1.0000e-004	0.0000	0.0543	0.0543	1.4000e-004	0.0000	0.0579

Merrill Commerce Center (Phase A Operations - Trucks) - San Bernardino-South Coast County, Annual

6.2 Area by SubCategory**Unmitigated**

	ROG	NOx	CO	SO2	Fugitive PM10	Exhaust PM10	PM10 Total	Fugitive PM2.5	Exhaust PM2.5	PM2.5 Total	Bio- CO2	NBio- CO2	Total CO2	CH4	N2O	CO2e
SubCategory	tons/yr										MT/yr					
Architectural Coating	1.0149					0.0000	0.0000		0.0000	0.0000	0.0000	0.0000	0.0000	0.0000	0.0000	0.0000
Consumer Products	7.8984					0.0000	0.0000		0.0000	0.0000	0.0000	0.0000	0.0000	0.0000	0.0000	0.0000
Landscaping	2.6000e-003	2.6000e-004	0.0280	0.0000		1.0000e-004	1.0000e-004		1.0000e-004	1.0000e-004	0.0000	0.0543	0.0543	1.4000e-004	0.0000	0.0579
Total	8.9159	2.6000e-004	0.0280	0.0000		1.0000e-004	1.0000e-004		1.0000e-004	1.0000e-004	0.0000	0.0543	0.0543	1.4000e-004	0.0000	0.0579

Mitigated

	ROG	NOx	CO	SO2	Fugitive PM10	Exhaust PM10	PM10 Total	Fugitive PM2.5	Exhaust PM2.5	PM2.5 Total	Bio- CO2	NBio- CO2	Total CO2	CH4	N2O	CO2e
SubCategory	tons/yr										MT/yr					
Architectural Coating	1.0149					0.0000	0.0000		0.0000	0.0000	0.0000	0.0000	0.0000	0.0000	0.0000	0.0000
Consumer Products	7.8984					0.0000	0.0000		0.0000	0.0000	0.0000	0.0000	0.0000	0.0000	0.0000	0.0000
Landscaping	2.6000e-003	2.6000e-004	0.0280	0.0000		1.0000e-004	1.0000e-004		1.0000e-004	1.0000e-004	0.0000	0.0543	0.0543	1.4000e-004	0.0000	0.0579
Total	8.9159	2.6000e-004	0.0280	0.0000		1.0000e-004	1.0000e-004		1.0000e-004	1.0000e-004	0.0000	0.0543	0.0543	1.4000e-004	0.0000	0.0579

7.0 Water Detail

Merrill Commerce Center (Phase A Operations - Trucks) - San Bernardino-South Coast County, Annual

7.1 Mitigation Measures Water

	Total CO2	CH4	N2O	CO2e
Category	MT/yr			
Mitigated	2,251.434 1	16.5133	0.4057	2,785.176 3
Unmitigated	2,251.434 1	16.5133	0.4057	2,785.176 3

7.2 Water by Land Use**Unmitigated**

	Indoor/Outdoor Use	Total CO2	CH4	N2O	CO2e
Land Use	Mgal	MT/yr			
Other Asphalt Surfaces	0 / 0	0.0000	0.0000	0.0000	0.0000
Refrigerated Warehouse-No Rail	69.375 / 0	309.8304	2.2725	0.0558	383.2811
Unrefrigerated Warehouse-No Rail	434.75 / 0	1,941.603 7	14.2408	0.3499	2,401.895 1
Total		2,251.434 1	16.5133	0.4057	2,785.176 3

Merrill Commerce Center (Phase A Operations - Trucks) - San Bernardino-South Coast County, Annual

7.2 Water by Land Use**Mitigated**

	Indoor/Outdoor Use	Total CO2	CH4	N2O	CO2e
Land Use	Mgal	MT/yr			
Other Asphalt Surfaces	0 / 0	0.0000	0.0000	0.0000	0.0000
Refrigerated Warehouse-No Rail	69.375 / 0	309.8304	2.2725	0.0558	383.2811
Unrefrigerated Warehouse-No Rail	434.75 / 0	1,941.6037	14.2408	0.3499	2,401.8951
Total		2,251.4341	16.5133	0.4057	2,785.1763

8.0 Waste Detail**8.1 Mitigation Measures Waste**

Merrill Commerce Center (Phase A Operations - Trucks) - San Bernardino-South Coast County, Annual

Category/Year

	Total CO2	CH4	N2O	CO2e
	MT/yr			
Mitigated	415.9691	24.5831	0.0000	1,030.5458
Unmitigated	415.9691	24.5831	0.0000	1,030.5458

8.2 Waste by Land Use**Unmitigated**

	Waste Disposed	Total CO2	CH4	N2O	CO2e
Land Use	tons	MT/yr			
Other Asphalt Surfaces	0	0.0000	0.0000	0.0000	0.0000
Refrigerated Warehouse-No Rail	282	57.2435	3.3830	0.0000	141.8182
Unrefrigerated Warehouse-No Rail	1767.2	358.7256	21.2001	0.0000	888.7276
Total		415.9691	24.5831	0.0000	1,030.5458

Merrill Commerce Center (Phase A Operations - Trucks) - San Bernardino-South Coast County, Annual

8.2 Waste by Land Use**Mitigated**

	Waste Disposed	Total CO2	CH4	N2O	CO2e
Land Use	tons	MT/yr			
Other Asphalt Surfaces	0	0.0000	0.0000	0.0000	0.0000
Refrigerated Warehouse-No Rail	282	57.2435	3.3830	0.0000	141.8182
Unrefrigerated Warehouse-No Rail	1767.2	358.7256	21.2001	0.0000	888.7276
Total		415.9691	24.5831	0.0000	1,030.5458

9.0 Operational Offroad

Equipment Type	Number	Hours/Day	Days/Year	Horse Power	Load Factor	Fuel Type
Tractors/Loaders/Backhoes	8	4.00	365	200	0.37	CNG

Merrill Commerce Center (Phase A Operations - Trucks) - San Bernardino-South Coast County, Annual

UnMitigated/Mitigated

	ROG	NOx	CO	SO2	Fugitive PM10	Exhaust PM10	PM10 Total	Fugitive PM2.5	Exhaust PM2.5	PM2.5 Total	Bio- CO2	NBio- CO2	Total CO2	CH4	N2O	CO2e
Equipment Type	tons/yr										MT/yr					
Tractors/Loaders/Backhoes	0.1781	1.8507	1.1076	4.6300e-003		0.0639	0.0639		0.0588	0.0588	0.0000	406.3372	406.3372	0.1314	0.0000	409.6226
Total	0.1781	1.8507	1.1076	4.6300e-003		0.0639	0.0639		0.0588	0.0588	0.0000	406.3372	406.3372	0.1314	0.0000	409.6226

10.0 Stationary Equipment**Fire Pumps and Emergency Generators**

Equipment Type	Number	Hours/Day	Hours/Year	Horse Power	Load Factor	Fuel Type
----------------	--------	-----------	------------	-------------	-------------	-----------

Boilers

Equipment Type	Number	Heat Input/Day	Heat Input/Year	Boiler Rating	Fuel Type
----------------	--------	----------------	-----------------	---------------	-----------

User Defined Equipment

Equipment Type	Number
----------------	--------

11.0 Vegetation

Merrill Commerce Center (Phase A Operations - Trucks) - San Bernardino-South Coast County, Summer

Merrill Commerce Center (Phase A Operations - Trucks)
San Bernardino-South Coast County, Summer

1.0 Project Characteristics

1.1 Land Usage

Land Uses	Size	Metric	Lot Acreage	Floor Surface Area	Population
Refrigerated Warehouse-No Rail	300.00	1000sqft	6.89	300,000.00	0
Unrefrigerated Warehouse-No Rail	1,880.00	1000sqft	84.11	1,880,000.00	0
Other Asphalt Surfaces	7.43	Acre	7.43	323,650.80	0

1.2 Other Project Characteristics

Urbanization	Urban	Wind Speed (m/s)	2.2	Precipitation Freq (Days)	32
Climate Zone	10			Operational Year	2022
Utility Company	Southern California Edison				
CO2 Intensity (lb/MWhr)	702.44	CH4 Intensity (lb/MWhr)	0.029	N2O Intensity (lb/MWhr)	0.006

1.3 User Entered Comments & Non-Default Data

Merrill Commerce Center (Phase A Operations - Trucks) - San Bernardino-South Coast County, Summer

Project Characteristics -

Land Use - PA4=31.1 acres; PA5 = 59.9 acres; Right-of-Way Dedications (ROWD) = 7.43 acres (total ROWD is 28.4 acres, for analytical purposes the ROWD was split proportionally b/w each Phase)

Construction Phase - Operations Run Only.

Off-road Equipment - Operations Run Only.

Trips and VMT - Operations Run Only.

Vehicle Trips - Trip Rates based on information provided in the TIA (Urban Crossroads, 2019). Trip Length based on information provided in VMT Memo (Urban Crossroads, 2019)

Vehicle Emission Factors - EMFAC2017

Vehicle Emission Factors - EMFAC2017

Vehicle Emission Factors - EMFAC2017

Energy Use - The project will design building shells and building components to meet 2019 Title 24 Standards which expects 30% less energy for nonresidential uses.

Operational Off-Road Equipment - Based on SCAQMD High Cube Warehouse Truck Trip Study White Paper Summary of Business Survey Results (2014)

Fleet Mix - Truck Fleet Mix consist of LHDT1, MHDT, and HHDT

Table Name	Column Name	Default Value	New Value
tblConstructionPhase	NumDays	100.00	0.00
tblEnergyUse	LightingElect	2.37	1.66
tblEnergyUse	LightingElect	1.17	0.82
tblEnergyUse	T24E	1.06	0.74
tblEnergyUse	T24E	0.37	0.26
tblEnergyUse	T24NG	3.25	2.27
tblEnergyUse	T24NG	2.00	1.40
tblFleetMix	HHH	0.06	0.54
tblFleetMix	HHH	0.06	0.79
tblFleetMix	LDA	0.55	0.00
tblFleetMix	LDA	0.55	0.00
tblFleetMix	LDT1	0.04	0.00

Merrill Commerce Center (Phase A Operations - Trucks) - San Bernardino-South Coast County, Summer

tblFleetMix	LDT1	0.04	0.00
tblFleetMix	LDT2	0.18	0.00
tblFleetMix	LDT2	0.18	0.00
tblFleetMix	LHD1	0.02	0.35
tblFleetMix	LHD1	0.02	0.11
tblFleetMix	LHD2	5.1010e-003	0.00
tblFleetMix	LHD2	5.1010e-003	0.00
tblFleetMix	MCY	5.9030e-003	0.00
tblFleetMix	MCY	5.9030e-003	0.00
tblFleetMix	MDV	0.12	0.00
tblFleetMix	MDV	0.12	0.00
tblFleetMix	MH	9.4400e-004	0.00
tblFleetMix	MH	9.4400e-004	0.00
tblFleetMix	MHD	0.02	0.12
tblFleetMix	MHD	0.02	0.11
tblFleetMix	OBUS	1.3570e-003	0.00
tblFleetMix	OBUS	1.3570e-003	0.00
tblFleetMix	SBUS	8.0800e-004	0.00
tblFleetMix	SBUS	8.0800e-004	0.00
tblFleetMix	UBUS	1.5650e-003	0.00
tblFleetMix	UBUS	1.5650e-003	0.00
tblLandUse	LotAcreage	43.16	84.11
tblOffRoadEquipment	OffRoadEquipmentUnitAmount	1.00	0.00
tblOffRoadEquipment	OffRoadEquipmentUnitAmount	3.00	0.00
tblOffRoadEquipment	OffRoadEquipmentUnitAmount	2.00	0.00
tblOperationalOffRoadEquipment	OperDaysPerYear	260.00	365.00
tblOperationalOffRoadEquipment	OperFuelType	Diesel	CNG

Merrill Commerce Center (Phase A Operations - Trucks) - San Bernardino-South Coast County, Summer

tblOperationalOffRoadEquipment	OperHorsePower	97.00	200.00
tblOperationalOffRoadEquipment	OperHoursPerDay	8.00	4.00
tblOperationalOffRoadEquipment	OperOffRoadEquipmentNumber	0.00	8.00
tblVehicleEF	HHD	1.21	0.03
tblVehicleEF	HHD	0.04	0.06
tblVehicleEF	HHD	0.10	0.00
tblVehicleEF	HHD	3.29	8.22
tblVehicleEF	HHD	0.57	0.40
tblVehicleEF	HHD	1.82	2.2600e-003
tblVehicleEF	HHD	6,933.41	1,478.27
tblVehicleEF	HHD	1,475.79	1,372.23
tblVehicleEF	HHD	5.54	0.02
tblVehicleEF	HHD	26.50	7.64
tblVehicleEF	HHD	2.50	2.77
tblVehicleEF	HHD	9.7780e-003	3.7640e-003
tblVehicleEF	HHD	0.06	0.06
tblVehicleEF	HHD	0.04	0.04
tblVehicleEF	HHD	0.01	0.03
tblVehicleEF	HHD	5.1000e-005	1.0000e-006
tblVehicleEF	HHD	9.3550e-003	3.6010e-003
tblVehicleEF	HHD	0.03	0.03
tblVehicleEF	HHD	8.8810e-003	8.9170e-003
tblVehicleEF	HHD	0.01	0.03
tblVehicleEF	HHD	4.7000e-005	1.0000e-006
tblVehicleEF	HHD	8.5000e-005	3.0000e-006
tblVehicleEF	HHD	3.1910e-003	1.0400e-004
tblVehicleEF	HHD	0.84	0.59

Merrill Commerce Center (Phase A Operations - Trucks) - San Bernardino-South Coast County, Summer

tblVehicleEF	HHD	5.2000e-005	2.0000e-006
tblVehicleEF	HHD	0.08	0.05
tblVehicleEF	HHD	2.1700e-004	5.2200e-004
tblVehicleEF	HHD	0.05	1.0000e-006
tblVehicleEF	HHD	0.07	0.01
tblVehicleEF	HHD	0.01	0.01
tblVehicleEF	HHD	8.6000e-005	0.00
tblVehicleEF	HHD	8.5000e-005	3.0000e-006
tblVehicleEF	HHD	3.1910e-003	1.0400e-004
tblVehicleEF	HHD	0.97	0.67
tblVehicleEF	HHD	5.2000e-005	2.0000e-006
tblVehicleEF	HHD	0.13	0.12
tblVehicleEF	HHD	2.1700e-004	5.2200e-004
tblVehicleEF	HHD	0.06	1.0000e-006
tblVehicleEF	HHD	1.14	0.03
tblVehicleEF	HHD	0.04	0.06
tblVehicleEF	HHD	0.09	0.00
tblVehicleEF	HHD	2.39	8.07
tblVehicleEF	HHD	0.57	0.40
tblVehicleEF	HHD	1.70	2.1220e-003
tblVehicleEF	HHD	7,345.18	1,469.16
tblVehicleEF	HHD	1,475.79	1,372.23
tblVehicleEF	HHD	5.54	0.02
tblVehicleEF	HHD	27.35	7.37
tblVehicleEF	HHD	2.36	2.60
tblVehicleEF	HHD	8.2750e-003	3.3440e-003
tblVehicleEF	HHD	0.06	0.06

Merrill Commerce Center (Phase A Operations - Trucks) - San Bernardino-South Coast County, Summer

tblVehicleEF	HHD	0.04	0.04
tblVehicleEF	HHD	0.01	0.03
tblVehicleEF	HHD	5.1000e-005	1.0000e-006
tblVehicleEF	HHD	7.9170e-003	3.2000e-003
tblVehicleEF	HHD	0.03	0.03
tblVehicleEF	HHD	8.8810e-003	8.9170e-003
tblVehicleEF	HHD	0.01	0.03
tblVehicleEF	HHD	4.7000e-005	1.0000e-006
tblVehicleEF	HHD	1.6800e-004	7.0000e-006
tblVehicleEF	HHD	3.5970e-003	1.2200e-004
tblVehicleEF	HHD	0.79	0.62
tblVehicleEF	HHD	1.1700e-004	5.0000e-006
tblVehicleEF	HHD	0.08	0.05
tblVehicleEF	HHD	2.2100e-004	5.3900e-004
tblVehicleEF	HHD	0.05	1.0000e-006
tblVehicleEF	HHD	0.07	0.01
tblVehicleEF	HHD	0.01	0.01
tblVehicleEF	HHD	8.4000e-005	0.00
tblVehicleEF	HHD	1.6800e-004	7.0000e-006
tblVehicleEF	HHD	3.5970e-003	1.2200e-004
tblVehicleEF	HHD	0.91	0.71
tblVehicleEF	HHD	1.1700e-004	5.0000e-006
tblVehicleEF	HHD	0.13	0.12
tblVehicleEF	HHD	2.2100e-004	5.3900e-004
tblVehicleEF	HHD	0.06	1.0000e-006
tblVehicleEF	HHD	1.31	0.03
tblVehicleEF	HHD	0.04	2.3610e-003

Merrill Commerce Center (Phase A Operations - Trucks) - San Bernardino-South Coast County, Summer

tblVehicleEF	HHD	0.10	0.00
tblVehicleEF	HHD	4.53	8.37
tblVehicleEF	HHD	0.57	0.25
tblVehicleEF	HHD	1.79	2.2320e-003
tblVehicleEF	HHD	6,364.76	1,476.72
tblVehicleEF	HHD	1,475.79	1,332.53
tblVehicleEF	HHD	5.54	0.02
tblVehicleEF	HHD	25.32	7.94
tblVehicleEF	HHD	2.46	2.69
tblVehicleEF	HHD	0.01	4.1670e-003
tblVehicleEF	HHD	0.06	0.06
tblVehicleEF	HHD	0.04	0.04
tblVehicleEF	HHD	0.01	0.03
tblVehicleEF	HHD	5.1000e-005	1.0000e-006
tblVehicleEF	HHD	0.01	3.9860e-003
tblVehicleEF	HHD	0.03	0.03
tblVehicleEF	HHD	8.8810e-003	8.8160e-003
tblVehicleEF	HHD	0.01	0.03
tblVehicleEF	HHD	4.7000e-005	1.0000e-006
tblVehicleEF	HHD	8.5000e-005	4.0000e-006
tblVehicleEF	HHD	3.4760e-003	1.2300e-004
tblVehicleEF	HHD	0.91	0.54
tblVehicleEF	HHD	5.2000e-005	2.0000e-006
tblVehicleEF	HHD	0.08	0.05
tblVehicleEF	HHD	2.3300e-004	5.4600e-004
tblVehicleEF	HHD	0.05	1.0000e-006
tblVehicleEF	HHD	0.06	0.01

Merrill Commerce Center (Phase A Operations - Trucks) - San Bernardino-South Coast County, Summer

tblVehicleEF	HHD	0.01	0.01
tblVehicleEF	HHD	8.5000e-005	0.00
tblVehicleEF	HHD	8.5000e-005	4.0000e-006
tblVehicleEF	HHD	3.4760e-003	1.2300e-004
tblVehicleEF	HHD	1.05	0.62
tblVehicleEF	HHD	5.2000e-005	2.0000e-006
tblVehicleEF	HHD	0.13	0.06
tblVehicleEF	HHD	2.3300e-004	5.4600e-004
tblVehicleEF	HHD	0.06	1.0000e-006
tblVehicleEF	LDA	4.2030e-003	2.4360e-003
tblVehicleEF	LDA	5.6230e-003	0.05
tblVehicleEF	LDA	0.57	0.65
tblVehicleEF	LDA	1.19	2.16
tblVehicleEF	LDA	251.29	261.47
tblVehicleEF	LDA	57.15	53.86
tblVehicleEF	LDA	0.05	0.04
tblVehicleEF	LDA	1.6780e-003	1.4470e-003
tblVehicleEF	LDA	2.2790e-003	1.8580e-003
tblVehicleEF	LDA	1.5460e-003	1.3330e-003
tblVehicleEF	LDA	2.0960e-003	1.7080e-003
tblVehicleEF	LDA	0.04	0.06
tblVehicleEF	LDA	0.10	0.10
tblVehicleEF	LDA	0.03	0.05
tblVehicleEF	LDA	0.01	9.3320e-003
tblVehicleEF	LDA	0.03	0.21
tblVehicleEF	LDA	0.08	0.23
tblVehicleEF	LDA	2.5170e-003	2.5870e-003

Merrill Commerce Center (Phase A Operations - Trucks) - San Bernardino-South Coast County, Summer

tblVehicleEF	LDA	5.9200e-004	5.3300e-004
tblVehicleEF	LDA	0.04	0.06
tblVehicleEF	LDA	0.10	0.10
tblVehicleEF	LDA	0.03	0.05
tblVehicleEF	LDA	0.02	0.01
tblVehicleEF	LDA	0.03	0.21
tblVehicleEF	LDA	0.08	0.25
tblVehicleEF	LDA	4.7900e-003	2.7940e-003
tblVehicleEF	LDA	4.6890e-003	0.04
tblVehicleEF	LDA	0.71	0.79
tblVehicleEF	LDA	0.99	1.79
tblVehicleEF	LDA	274.94	285.54
tblVehicleEF	LDA	57.15	53.16
tblVehicleEF	LDA	0.05	0.04
tblVehicleEF	LDA	1.6780e-003	1.4470e-003
tblVehicleEF	LDA	2.2790e-003	1.8580e-003
tblVehicleEF	LDA	1.5460e-003	1.3330e-003
tblVehicleEF	LDA	2.0960e-003	1.7080e-003
tblVehicleEF	LDA	0.09	0.12
tblVehicleEF	LDA	0.12	0.12
tblVehicleEF	LDA	0.07	0.10
tblVehicleEF	LDA	0.01	0.01
tblVehicleEF	LDA	0.03	0.21
tblVehicleEF	LDA	0.06	0.19
tblVehicleEF	LDA	2.7550e-003	2.8250e-003
tblVehicleEF	LDA	5.8800e-004	5.2600e-004
tblVehicleEF	LDA	0.09	0.12

Merrill Commerce Center (Phase A Operations - Trucks) - San Bernardino-South Coast County, Summer

tblVehicleEF	LDA	0.12	0.12
tblVehicleEF	LDA	0.07	0.10
tblVehicleEF	LDA	0.02	0.02
tblVehicleEF	LDA	0.03	0.21
tblVehicleEF	LDA	0.07	0.21
tblVehicleEF	LDA	4.0860e-003	2.3760e-003
tblVehicleEF	LDA	5.5870e-003	0.05
tblVehicleEF	LDA	0.54	0.61
tblVehicleEF	LDA	1.18	2.12
tblVehicleEF	LDA	245.70	255.84
tblVehicleEF	LDA	57.15	53.80
tblVehicleEF	LDA	0.05	0.04
tblVehicleEF	LDA	1.6780e-003	1.4470e-003
tblVehicleEF	LDA	2.2790e-003	1.8580e-003
tblVehicleEF	LDA	1.5460e-003	1.3330e-003
tblVehicleEF	LDA	2.0960e-003	1.7080e-003
tblVehicleEF	LDA	0.05	0.06
tblVehicleEF	LDA	0.11	0.11
tblVehicleEF	LDA	0.03	0.05
tblVehicleEF	LDA	0.01	9.0880e-003
tblVehicleEF	LDA	0.04	0.24
tblVehicleEF	LDA	0.08	0.23
tblVehicleEF	LDA	2.4600e-003	2.5310e-003
tblVehicleEF	LDA	5.9100e-004	5.3200e-004
tblVehicleEF	LDA	0.05	0.06
tblVehicleEF	LDA	0.11	0.11
tblVehicleEF	LDA	0.03	0.05

Merrill Commerce Center (Phase A Operations - Trucks) - San Bernardino-South Coast County, Summer

tblVehicleEF	LDA	0.01	0.01
tblVehicleEF	LDA	0.04	0.24
tblVehicleEF	LDA	0.08	0.25
tblVehicleEF	LDT1	0.01	7.0610e-003
tblVehicleEF	LDT1	0.02	0.08
tblVehicleEF	LDT1	1.54	1.44
tblVehicleEF	LDT1	3.61	2.44
tblVehicleEF	LDT1	313.68	310.02
tblVehicleEF	LDT1	70.93	65.50
tblVehicleEF	LDT1	0.16	0.13
tblVehicleEF	LDT1	2.7050e-003	2.1940e-003
tblVehicleEF	LDT1	3.6920e-003	2.8520e-003
tblVehicleEF	LDT1	2.4910e-003	2.0190e-003
tblVehicleEF	LDT1	3.3960e-003	2.6220e-003
tblVehicleEF	LDT1	0.18	0.19
tblVehicleEF	LDT1	0.33	0.26
tblVehicleEF	LDT1	0.13	0.13
tblVehicleEF	LDT1	0.03	0.03
tblVehicleEF	LDT1	0.20	0.88
tblVehicleEF	LDT1	0.26	0.43
tblVehicleEF	LDT1	3.1570e-003	3.0680e-003
tblVehicleEF	LDT1	7.7300e-004	6.4800e-004
tblVehicleEF	LDT1	0.18	0.19
tblVehicleEF	LDT1	0.33	0.26
tblVehicleEF	LDT1	0.13	0.13
tblVehicleEF	LDT1	0.05	0.05
tblVehicleEF	LDT1	0.20	0.88

Merrill Commerce Center (Phase A Operations - Trucks) - San Bernardino-South Coast County, Summer

tblVehicleEF	LDT1	0.28	0.48
tblVehicleEF	LDT1	0.02	8.0100e-003
tblVehicleEF	LDT1	0.02	0.07
tblVehicleEF	LDT1	1.85	1.74
tblVehicleEF	LDT1	2.97	2.02
tblVehicleEF	LDT1	341.75	335.16
tblVehicleEF	LDT1	70.93	64.59
tblVehicleEF	LDT1	0.14	0.12
tblVehicleEF	LDT1	2.7050e-003	2.1940e-003
tblVehicleEF	LDT1	3.6920e-003	2.8520e-003
tblVehicleEF	LDT1	2.4910e-003	2.0190e-003
tblVehicleEF	LDT1	3.3960e-003	2.6220e-003
tblVehicleEF	LDT1	0.37	0.40
tblVehicleEF	LDT1	0.41	0.33
tblVehicleEF	LDT1	0.27	0.29
tblVehicleEF	LDT1	0.04	0.04
tblVehicleEF	LDT1	0.20	0.88
tblVehicleEF	LDT1	0.21	0.36
tblVehicleEF	LDT1	3.4420e-003	3.3170e-003
tblVehicleEF	LDT1	7.6200e-004	6.3900e-004
tblVehicleEF	LDT1	0.37	0.40
tblVehicleEF	LDT1	0.41	0.33
tblVehicleEF	LDT1	0.27	0.29
tblVehicleEF	LDT1	0.06	0.05
tblVehicleEF	LDT1	0.20	0.88
tblVehicleEF	LDT1	0.23	0.40
tblVehicleEF	LDT1	0.01	6.8960e-003

Merrill Commerce Center (Phase A Operations - Trucks) - San Bernardino-South Coast County, Summer

tblVehicleEF	LDT1	0.02	0.08
tblVehicleEF	LDT1	1.47	1.37
tblVehicleEF	LDT1	3.55	2.40
tblVehicleEF	LDT1	307.06	304.06
tblVehicleEF	LDT1	70.93	65.42
tblVehicleEF	LDT1	0.15	0.12
tblVehicleEF	LDT1	2.7050e-003	2.1940e-003
tblVehicleEF	LDT1	3.6920e-003	2.8520e-003
tblVehicleEF	LDT1	2.4910e-003	2.0190e-003
tblVehicleEF	LDT1	3.3960e-003	2.6220e-003
tblVehicleEF	LDT1	0.19	0.20
tblVehicleEF	LDT1	0.39	0.30
tblVehicleEF	LDT1	0.12	0.12
tblVehicleEF	LDT1	0.03	0.03
tblVehicleEF	LDT1	0.23	1.03
tblVehicleEF	LDT1	0.25	0.43
tblVehicleEF	LDT1	3.0890e-003	3.0090e-003
tblVehicleEF	LDT1	7.7200e-004	6.4700e-004
tblVehicleEF	LDT1	0.19	0.20
tblVehicleEF	LDT1	0.39	0.30
tblVehicleEF	LDT1	0.12	0.12
tblVehicleEF	LDT1	0.05	0.04
tblVehicleEF	LDT1	0.23	1.03
tblVehicleEF	LDT1	0.28	0.47
tblVehicleEF	LDT2	6.3270e-003	4.2800e-003
tblVehicleEF	LDT2	8.1990e-003	0.07
tblVehicleEF	LDT2	0.80	0.97

Merrill Commerce Center (Phase A Operations - Trucks) - San Bernardino-South Coast County, Summer

tblVehicleEF	LDT2	1.67	2.78
tblVehicleEF	LDT2	351.15	331.49
tblVehicleEF	LDT2	79.39	70.30
tblVehicleEF	LDT2	0.09	0.09
tblVehicleEF	LDT2	1.7270e-003	1.5180e-003
tblVehicleEF	LDT2	2.4170e-003	1.9480e-003
tblVehicleEF	LDT2	1.5880e-003	1.3970e-003
tblVehicleEF	LDT2	2.2220e-003	1.7910e-003
tblVehicleEF	LDT2	0.06	0.10
tblVehicleEF	LDT2	0.13	0.15
tblVehicleEF	LDT2	0.05	0.08
tblVehicleEF	LDT2	0.02	0.02
tblVehicleEF	LDT2	0.07	0.48
tblVehicleEF	LDT2	0.11	0.35
tblVehicleEF	LDT2	3.5180e-003	3.2800e-003
tblVehicleEF	LDT2	8.2200e-004	6.9600e-004
tblVehicleEF	LDT2	0.06	0.10
tblVehicleEF	LDT2	0.13	0.15
tblVehicleEF	LDT2	0.05	0.08
tblVehicleEF	LDT2	0.02	0.03
tblVehicleEF	LDT2	0.07	0.48
tblVehicleEF	LDT2	0.12	0.38
tblVehicleEF	LDT2	7.1840e-003	4.8870e-003
tblVehicleEF	LDT2	6.8290e-003	0.06
tblVehicleEF	LDT2	0.97	1.18
tblVehicleEF	LDT2	1.38	2.30
tblVehicleEF	LDT2	383.36	355.94

Merrill Commerce Center (Phase A Operations - Trucks) - San Bernardino-South Coast County, Summer

tblVehicleEF	LDT2	79.39	69.35
tblVehicleEF	LDT2	0.08	0.08
tblVehicleEF	LDT2	1.7270e-003	1.5180e-003
tblVehicleEF	LDT2	2.4170e-003	1.9480e-003
tblVehicleEF	LDT2	1.5880e-003	1.3970e-003
tblVehicleEF	LDT2	2.2220e-003	1.7910e-003
tblVehicleEF	LDT2	0.13	0.21
tblVehicleEF	LDT2	0.15	0.18
tblVehicleEF	LDT2	0.11	0.18
tblVehicleEF	LDT2	0.02	0.02
tblVehicleEF	LDT2	0.07	0.48
tblVehicleEF	LDT2	0.09	0.29
tblVehicleEF	LDT2	3.8420e-003	3.5220e-003
tblVehicleEF	LDT2	8.1700e-004	6.8600e-004
tblVehicleEF	LDT2	0.13	0.21
tblVehicleEF	LDT2	0.15	0.18
tblVehicleEF	LDT2	0.11	0.18
tblVehicleEF	LDT2	0.03	0.03
tblVehicleEF	LDT2	0.07	0.48
tblVehicleEF	LDT2	0.10	0.32
tblVehicleEF	LDT2	6.1560e-003	4.1770e-003
tblVehicleEF	LDT2	8.1410e-003	0.07
tblVehicleEF	LDT2	0.75	0.92
tblVehicleEF	LDT2	1.64	2.74
tblVehicleEF	LDT2	343.55	325.69
tblVehicleEF	LDT2	79.39	70.22
tblVehicleEF	LDT2	0.08	0.09

Merrill Commerce Center (Phase A Operations - Trucks) - San Bernardino-South Coast County, Summer

tblVehicleEF	LDT2	1.7270e-003	1.5180e-003
tblVehicleEF	LDT2	2.4170e-003	1.9480e-003
tblVehicleEF	LDT2	1.5880e-003	1.3970e-003
tblVehicleEF	LDT2	2.2220e-003	1.7910e-003
tblVehicleEF	LDT2	0.06	0.10
tblVehicleEF	LDT2	0.14	0.16
tblVehicleEF	LDT2	0.05	0.08
tblVehicleEF	LDT2	0.02	0.02
tblVehicleEF	LDT2	0.08	0.56
tblVehicleEF	LDT2	0.11	0.35
tblVehicleEF	LDT2	3.4410e-003	3.2220e-003
tblVehicleEF	LDT2	8.2200e-004	6.9500e-004
tblVehicleEF	LDT2	0.06	0.10
tblVehicleEF	LDT2	0.14	0.16
tblVehicleEF	LDT2	0.05	0.08
tblVehicleEF	LDT2	0.02	0.03
tblVehicleEF	LDT2	0.08	0.56
tblVehicleEF	LDT2	0.12	0.38
tblVehicleEF	LHD1	5.2170e-003	4.8640e-003
tblVehicleEF	LHD1	0.01	6.5090e-003
tblVehicleEF	LHD1	0.02	0.02
tblVehicleEF	LHD1	0.14	0.17
tblVehicleEF	LHD1	1.07	0.88
tblVehicleEF	LHD1	2.60	1.03
tblVehicleEF	LHD1	9.23	9.35
tblVehicleEF	LHD1	609.20	648.62
tblVehicleEF	LHD1	30.40	10.79

Merrill Commerce Center (Phase A Operations - Trucks) - San Bernardino-South Coast County, Summer

tblVehicleEF	LHD1	0.09	0.08
tblVehicleEF	LHD1	2.12	1.54
tblVehicleEF	LHD1	9.6500e-004	9.5300e-004
tblVehicleEF	LHD1	0.01	9.9680e-003
tblVehicleEF	LHD1	0.01	0.01
tblVehicleEF	LHD1	9.5800e-004	2.6300e-004
tblVehicleEF	LHD1	9.2400e-004	9.1200e-004
tblVehicleEF	LHD1	2.5390e-003	2.4920e-003
tblVehicleEF	LHD1	0.01	0.01
tblVehicleEF	LHD1	8.8100e-004	2.4200e-004
tblVehicleEF	LHD1	3.7070e-003	3.1750e-003
tblVehicleEF	LHD1	0.11	0.09
tblVehicleEF	LHD1	0.02	0.02
tblVehicleEF	LHD1	1.8240e-003	1.5420e-003
tblVehicleEF	LHD1	0.08	0.07
tblVehicleEF	LHD1	0.35	0.60
tblVehicleEF	LHD1	0.27	0.08
tblVehicleEF	LHD1	9.2000e-005	9.0000e-005
tblVehicleEF	LHD1	5.9760e-003	6.3130e-003
tblVehicleEF	LHD1	3.5300e-004	1.0700e-004
tblVehicleEF	LHD1	3.7070e-003	3.1750e-003
tblVehicleEF	LHD1	0.11	0.09
tblVehicleEF	LHD1	0.02	0.03
tblVehicleEF	LHD1	1.8240e-003	1.5420e-003
tblVehicleEF	LHD1	0.10	0.08
tblVehicleEF	LHD1	0.35	0.60
tblVehicleEF	LHD1	0.29	0.09

Merrill Commerce Center (Phase A Operations - Trucks) - San Bernardino-South Coast County, Summer

tblVehicleEF	LHD1	5.2170e-003	4.8790e-003
tblVehicleEF	LHD1	0.01	6.6670e-003
tblVehicleEF	LHD1	0.02	0.02
tblVehicleEF	LHD1	0.14	0.17
tblVehicleEF	LHD1	1.09	0.90
tblVehicleEF	LHD1	2.43	0.97
tblVehicleEF	LHD1	9.23	9.35
tblVehicleEF	LHD1	609.20	648.66
tblVehicleEF	LHD1	30.40	10.67
tblVehicleEF	LHD1	0.09	0.08
tblVehicleEF	LHD1	1.98	1.44
tblVehicleEF	LHD1	9.6500e-004	9.5300e-004
tblVehicleEF	LHD1	0.01	9.9680e-003
tblVehicleEF	LHD1	0.01	0.01
tblVehicleEF	LHD1	9.5800e-004	2.6300e-004
tblVehicleEF	LHD1	9.2400e-004	9.1200e-004
tblVehicleEF	LHD1	2.5390e-003	2.4920e-003
tblVehicleEF	LHD1	0.01	0.01
tblVehicleEF	LHD1	8.8100e-004	2.4200e-004
tblVehicleEF	LHD1	7.3080e-003	6.2980e-003
tblVehicleEF	LHD1	0.13	0.11
tblVehicleEF	LHD1	0.02	0.02
tblVehicleEF	LHD1	4.1220e-003	3.5370e-003
tblVehicleEF	LHD1	0.09	0.07
tblVehicleEF	LHD1	0.36	0.60
tblVehicleEF	LHD1	0.25	0.08
tblVehicleEF	LHD1	9.2000e-005	9.0000e-005

Merrill Commerce Center (Phase A Operations - Trucks) - San Bernardino-South Coast County, Summer

tblVehicleEF	LHD1	5.9770e-003	6.3140e-003
tblVehicleEF	LHD1	3.5000e-004	1.0600e-004
tblVehicleEF	LHD1	7.3080e-003	6.2980e-003
tblVehicleEF	LHD1	0.13	0.11
tblVehicleEF	LHD1	0.02	0.03
tblVehicleEF	LHD1	4.1220e-003	3.5370e-003
tblVehicleEF	LHD1	0.11	0.09
tblVehicleEF	LHD1	0.36	0.60
tblVehicleEF	LHD1	0.28	0.08
tblVehicleEF	LHD1	5.2170e-003	4.8670e-003
tblVehicleEF	LHD1	0.01	6.5250e-003
tblVehicleEF	LHD1	0.02	0.02
tblVehicleEF	LHD1	0.14	0.17
tblVehicleEF	LHD1	1.07	0.89
tblVehicleEF	LHD1	2.55	1.02
tblVehicleEF	LHD1	9.23	9.35
tblVehicleEF	LHD1	609.20	648.63
tblVehicleEF	LHD1	30.40	10.76
tblVehicleEF	LHD1	0.09	0.08
tblVehicleEF	LHD1	2.08	1.51
tblVehicleEF	LHD1	9.6500e-004	9.5300e-004
tblVehicleEF	LHD1	0.01	9.9680e-003
tblVehicleEF	LHD1	0.01	0.01
tblVehicleEF	LHD1	9.5800e-004	2.6300e-004
tblVehicleEF	LHD1	9.2400e-004	9.1200e-004
tblVehicleEF	LHD1	2.5390e-003	2.4920e-003
tblVehicleEF	LHD1	0.01	0.01

Merrill Commerce Center (Phase A Operations - Trucks) - San Bernardino-South Coast County, Summer

tblVehicleEF	LHD1	8.8100e-004	2.4200e-004
tblVehicleEF	LHD1	4.0430e-003	3.5090e-003
tblVehicleEF	LHD1	0.13	0.10
tblVehicleEF	LHD1	0.02	0.02
tblVehicleEF	LHD1	1.7940e-003	1.5200e-003
tblVehicleEF	LHD1	0.08	0.07
tblVehicleEF	LHD1	0.38	0.64
tblVehicleEF	LHD1	0.26	0.08
tblVehicleEF	LHD1	9.2000e-005	9.0000e-005
tblVehicleEF	LHD1	5.9760e-003	6.3130e-003
tblVehicleEF	LHD1	3.5200e-004	1.0600e-004
tblVehicleEF	LHD1	4.0430e-003	3.5090e-003
tblVehicleEF	LHD1	0.13	0.10
tblVehicleEF	LHD1	0.02	0.03
tblVehicleEF	LHD1	1.7940e-003	1.5200e-003
tblVehicleEF	LHD1	0.10	0.08
tblVehicleEF	LHD1	0.38	0.64
tblVehicleEF	LHD1	0.29	0.09
tblVehicleEF	LHD2	3.5950e-003	3.3090e-003
tblVehicleEF	LHD2	4.6110e-003	4.1580e-003
tblVehicleEF	LHD2	8.1370e-003	9.5080e-003
tblVehicleEF	LHD2	0.12	0.14
tblVehicleEF	LHD2	0.50	0.56
tblVehicleEF	LHD2	1.20	0.61
tblVehicleEF	LHD2	14.27	14.55
tblVehicleEF	LHD2	608.52	648.96
tblVehicleEF	LHD2	24.46	7.78

Merrill Commerce Center (Phase A Operations - Trucks) - San Bernardino-South Coast County, Summer

tblVehicleEF	LHD2	0.11	0.11
tblVehicleEF	LHD2	1.49	1.65
tblVehicleEF	LHD2	1.2830e-003	1.4030e-003
tblVehicleEF	LHD2	0.01	0.01
tblVehicleEF	LHD2	0.01	0.01
tblVehicleEF	LHD2	4.0000e-004	1.2600e-004
tblVehicleEF	LHD2	1.2280e-003	1.3430e-003
tblVehicleEF	LHD2	2.6860e-003	2.6930e-003
tblVehicleEF	LHD2	0.01	0.01
tblVehicleEF	LHD2	3.6800e-004	1.1600e-004
tblVehicleEF	LHD2	1.3070e-003	1.5580e-003
tblVehicleEF	LHD2	0.04	0.05
tblVehicleEF	LHD2	0.01	0.02
tblVehicleEF	LHD2	7.0300e-004	8.0000e-004
tblVehicleEF	LHD2	0.06	0.06
tblVehicleEF	LHD2	0.09	0.29
tblVehicleEF	LHD2	0.11	0.05
tblVehicleEF	LHD2	5.9200e-003	6.2610e-003
tblVehicleEF	LHD2	2.6700e-004	7.7000e-005
tblVehicleEF	LHD2	1.3070e-003	1.5580e-003
tblVehicleEF	LHD2	0.04	0.05
tblVehicleEF	LHD2	0.02	0.02
tblVehicleEF	LHD2	7.0300e-004	8.0000e-004
tblVehicleEF	LHD2	0.07	0.07
tblVehicleEF	LHD2	0.09	0.29
tblVehicleEF	LHD2	0.12	0.05
tblVehicleEF	LHD2	3.5950e-003	3.3190e-003

Merrill Commerce Center (Phase A Operations - Trucks) - San Bernardino-South Coast County, Summer

tblVehicleEF	LHD2	4.6760e-003	4.2030e-003
tblVehicleEF	LHD2	7.7630e-003	9.0810e-003
tblVehicleEF	LHD2	0.12	0.14
tblVehicleEF	LHD2	0.50	0.56
tblVehicleEF	LHD2	1.13	0.57
tblVehicleEF	LHD2	14.27	14.55
tblVehicleEF	LHD2	608.52	648.97
tblVehicleEF	LHD2	24.46	7.71
tblVehicleEF	LHD2	0.11	0.11
tblVehicleEF	LHD2	1.40	1.55
tblVehicleEF	LHD2	1.2830e-003	1.4030e-003
tblVehicleEF	LHD2	0.01	0.01
tblVehicleEF	LHD2	0.01	0.01
tblVehicleEF	LHD2	4.0000e-004	1.2600e-004
tblVehicleEF	LHD2	1.2280e-003	1.3430e-003
tblVehicleEF	LHD2	2.6860e-003	2.6930e-003
tblVehicleEF	LHD2	0.01	0.01
tblVehicleEF	LHD2	3.6800e-004	1.1600e-004
tblVehicleEF	LHD2	2.5220e-003	3.0280e-003
tblVehicleEF	LHD2	0.04	0.06
tblVehicleEF	LHD2	0.01	0.02
tblVehicleEF	LHD2	1.5220e-003	1.7650e-003
tblVehicleEF	LHD2	0.06	0.06
tblVehicleEF	LHD2	0.09	0.29
tblVehicleEF	LHD2	0.10	0.04
tblVehicleEF	LHD2	5.9200e-003	6.2610e-003
tblVehicleEF	LHD2	2.6500e-004	7.6000e-005

Merrill Commerce Center (Phase A Operations - Trucks) - San Bernardino-South Coast County, Summer

tblVehicleEF	LHD2	2.5220e-003	3.0280e-003
tblVehicleEF	LHD2	0.04	0.06
tblVehicleEF	LHD2	0.02	0.02
tblVehicleEF	LHD2	1.5220e-003	1.7650e-003
tblVehicleEF	LHD2	0.07	0.07
tblVehicleEF	LHD2	0.09	0.29
tblVehicleEF	LHD2	0.11	0.05
tblVehicleEF	LHD2	3.5950e-003	3.3110e-003
tblVehicleEF	LHD2	4.6180e-003	4.1630e-003
tblVehicleEF	LHD2	8.0640e-003	9.4270e-003
tblVehicleEF	LHD2	0.12	0.14
tblVehicleEF	LHD2	0.50	0.56
tblVehicleEF	LHD2	1.19	0.60
tblVehicleEF	LHD2	14.27	14.55
tblVehicleEF	LHD2	608.52	648.96
tblVehicleEF	LHD2	24.46	7.77
tblVehicleEF	LHD2	0.11	0.11
tblVehicleEF	LHD2	1.46	1.62
tblVehicleEF	LHD2	1.2830e-003	1.4030e-003
tblVehicleEF	LHD2	0.01	0.01
tblVehicleEF	LHD2	0.01	0.01
tblVehicleEF	LHD2	4.0000e-004	1.2600e-004
tblVehicleEF	LHD2	1.2280e-003	1.3430e-003
tblVehicleEF	LHD2	2.6860e-003	2.6930e-003
tblVehicleEF	LHD2	0.01	0.01
tblVehicleEF	LHD2	3.6800e-004	1.1600e-004
tblVehicleEF	LHD2	1.3460e-003	1.6400e-003

Merrill Commerce Center (Phase A Operations - Trucks) - San Bernardino-South Coast County, Summer

tblVehicleEF	LHD2	0.04	0.05
tblVehicleEF	LHD2	0.01	0.02
tblVehicleEF	LHD2	6.8700e-004	7.8100e-004
tblVehicleEF	LHD2	0.06	0.06
tblVehicleEF	LHD2	0.10	0.31
tblVehicleEF	LHD2	0.11	0.05
tblVehicleEF	LHD2	5.9200e-003	6.2610e-003
tblVehicleEF	LHD2	2.6600e-004	7.7000e-005
tblVehicleEF	LHD2	1.3460e-003	1.6400e-003
tblVehicleEF	LHD2	0.04	0.05
tblVehicleEF	LHD2	0.02	0.02
tblVehicleEF	LHD2	6.8700e-004	7.8100e-004
tblVehicleEF	LHD2	0.07	0.07
tblVehicleEF	LHD2	0.10	0.31
tblVehicleEF	LHD2	0.12	0.05
tblVehicleEF	MCY	0.43	0.33
tblVehicleEF	MCY	0.16	0.25
tblVehicleEF	MCY	20.55	20.74
tblVehicleEF	MCY	9.93	8.78
tblVehicleEF	MCY	167.73	210.98
tblVehicleEF	MCY	46.45	61.55
tblVehicleEF	MCY	1.16	1.17
tblVehicleEF	MCY	1.8610e-003	1.8280e-003
tblVehicleEF	MCY	3.6730e-003	3.0520e-003
tblVehicleEF	MCY	1.7420e-003	1.7110e-003
tblVehicleEF	MCY	3.4650e-003	2.8770e-003
tblVehicleEF	MCY	1.45	1.44

Merrill Commerce Center (Phase A Operations - Trucks) - San Bernardino-South Coast County, Summer

tblVehicleEF	MCY	0.84	0.84
tblVehicleEF	MCY	0.80	0.80
tblVehicleEF	MCY	2.23	2.23
tblVehicleEF	MCY	0.49	2.04
tblVehicleEF	MCY	2.16	1.90
tblVehicleEF	MCY	2.0770e-003	2.0880e-003
tblVehicleEF	MCY	6.9000e-004	6.0900e-004
tblVehicleEF	MCY	1.45	1.44
tblVehicleEF	MCY	0.84	0.84
tblVehicleEF	MCY	0.80	0.80
tblVehicleEF	MCY	2.74	2.74
tblVehicleEF	MCY	0.49	2.04
tblVehicleEF	MCY	2.35	2.07
tblVehicleEF	MCY	0.42	0.32
tblVehicleEF	MCY	0.14	0.22
tblVehicleEF	MCY	20.68	20.87
tblVehicleEF	MCY	9.05	7.97
tblVehicleEF	MCY	167.73	210.98
tblVehicleEF	MCY	46.45	59.35
tblVehicleEF	MCY	0.99	0.99
tblVehicleEF	MCY	1.8610e-003	1.8280e-003
tblVehicleEF	MCY	3.6730e-003	3.0520e-003
tblVehicleEF	MCY	1.7420e-003	1.7110e-003
tblVehicleEF	MCY	3.4650e-003	2.8770e-003
tblVehicleEF	MCY	3.14	3.14
tblVehicleEF	MCY	1.27	1.28
tblVehicleEF	MCY	2.13	2.12

Merrill Commerce Center (Phase A Operations - Trucks) - San Bernardino-South Coast County, Summer

tblVehicleEF	MCY	2.17	2.17
tblVehicleEF	MCY	0.49	2.03
tblVehicleEF	MCY	1.86	1.63
tblVehicleEF	MCY	2.0770e-003	2.0880e-003
tblVehicleEF	MCY	6.6700e-004	5.8700e-004
tblVehicleEF	MCY	3.14	3.14
tblVehicleEF	MCY	1.27	1.28
tblVehicleEF	MCY	2.13	2.12
tblVehicleEF	MCY	2.67	2.67
tblVehicleEF	MCY	0.49	2.03
tblVehicleEF	MCY	2.02	1.77
tblVehicleEF	MCY	0.42	0.32
tblVehicleEF	MCY	0.15	0.24
tblVehicleEF	MCY	19.63	19.79
tblVehicleEF	MCY	9.55	8.43
tblVehicleEF	MCY	167.73	209.35
tblVehicleEF	MCY	46.45	60.75
tblVehicleEF	MCY	1.12	1.12
tblVehicleEF	MCY	1.8610e-003	1.8280e-003
tblVehicleEF	MCY	3.6730e-003	3.0520e-003
tblVehicleEF	MCY	1.7420e-003	1.7110e-003
tblVehicleEF	MCY	3.4650e-003	2.8770e-003
tblVehicleEF	MCY	1.71	1.70
tblVehicleEF	MCY	1.13	1.12
tblVehicleEF	MCY	0.72	0.71
tblVehicleEF	MCY	2.19	2.20
tblVehicleEF	MCY	0.56	2.32

Merrill Commerce Center (Phase A Operations - Trucks) - San Bernardino-South Coast County, Summer

tblVehicleEF	MCY	2.08	1.83
tblVehicleEF	MCY	2.0610e-003	2.0720e-003
tblVehicleEF	MCY	6.8200e-004	6.0100e-004
tblVehicleEF	MCY	1.71	1.70
tblVehicleEF	MCY	1.13	1.12
tblVehicleEF	MCY	0.72	0.71
tblVehicleEF	MCY	2.69	2.69
tblVehicleEF	MCY	0.56	2.32
tblVehicleEF	MCY	2.27	1.99
tblVehicleEF	MDV	0.01	5.5560e-003
tblVehicleEF	MDV	0.02	0.09
tblVehicleEF	MDV	1.35	1.14
tblVehicleEF	MDV	3.25	3.33
tblVehicleEF	MDV	483.94	412.02
tblVehicleEF	MDV	107.92	87.05
tblVehicleEF	MDV	0.17	0.12
tblVehicleEF	MDV	1.8260e-003	1.6290e-003
tblVehicleEF	MDV	2.5170e-003	2.0560e-003
tblVehicleEF	MDV	1.6830e-003	1.5030e-003
tblVehicleEF	MDV	2.3150e-003	1.8910e-003
tblVehicleEF	MDV	0.10	0.12
tblVehicleEF	MDV	0.20	0.17
tblVehicleEF	MDV	0.08	0.10
tblVehicleEF	MDV	0.03	0.02
tblVehicleEF	MDV	0.11	0.52
tblVehicleEF	MDV	0.25	0.45
tblVehicleEF	MDV	4.8500e-003	4.0740e-003

Merrill Commerce Center (Phase A Operations - Trucks) - San Bernardino-South Coast County, Summer

tblVehicleEF	MDV	1.1370e-003	8.6100e-004
tblVehicleEF	MDV	0.10	0.12
tblVehicleEF	MDV	0.20	0.17
tblVehicleEF	MDV	0.08	0.10
tblVehicleEF	MDV	0.05	0.03
tblVehicleEF	MDV	0.11	0.52
tblVehicleEF	MDV	0.28	0.50
tblVehicleEF	MDV	0.01	6.3580e-003
tblVehicleEF	MDV	0.02	0.08
tblVehicleEF	MDV	1.64	1.38
tblVehicleEF	MDV	2.69	2.75
tblVehicleEF	MDV	526.85	437.99
tblVehicleEF	MDV	107.92	85.88
tblVehicleEF	MDV	0.16	0.11
tblVehicleEF	MDV	1.8260e-003	1.6290e-003
tblVehicleEF	MDV	2.5170e-003	2.0560e-003
tblVehicleEF	MDV	1.6830e-003	1.5030e-003
tblVehicleEF	MDV	2.3150e-003	1.8910e-003
tblVehicleEF	MDV	0.20	0.24
tblVehicleEF	MDV	0.23	0.20
tblVehicleEF	MDV	0.17	0.21
tblVehicleEF	MDV	0.04	0.03
tblVehicleEF	MDV	0.11	0.52
tblVehicleEF	MDV	0.21	0.38
tblVehicleEF	MDV	5.2830e-003	4.3310e-003
tblVehicleEF	MDV	1.1260e-003	8.5000e-004
tblVehicleEF	MDV	0.20	0.24

Merrill Commerce Center (Phase A Operations - Trucks) - San Bernardino-South Coast County, Summer

tblVehicleEF	MDV	0.23	0.20
tblVehicleEF	MDV	0.17	0.21
tblVehicleEF	MDV	0.05	0.04
tblVehicleEF	MDV	0.11	0.52
tblVehicleEF	MDV	0.23	0.42
tblVehicleEF	MDV	0.01	5.4100e-003
tblVehicleEF	MDV	0.02	0.09
tblVehicleEF	MDV	1.28	1.08
tblVehicleEF	MDV	3.20	3.28
tblVehicleEF	MDV	473.93	405.86
tblVehicleEF	MDV	107.92	86.95
tblVehicleEF	MDV	0.16	0.11
tblVehicleEF	MDV	1.8260e-003	1.6290e-003
tblVehicleEF	MDV	2.5170e-003	2.0560e-003
tblVehicleEF	MDV	1.6830e-003	1.5030e-003
tblVehicleEF	MDV	2.3150e-003	1.8910e-003
tblVehicleEF	MDV	0.10	0.11
tblVehicleEF	MDV	0.22	0.19
tblVehicleEF	MDV	0.08	0.10
tblVehicleEF	MDV	0.03	0.02
tblVehicleEF	MDV	0.13	0.60
tblVehicleEF	MDV	0.25	0.45
tblVehicleEF	MDV	4.7490e-003	4.0130e-003
tblVehicleEF	MDV	1.1360e-003	8.6000e-004
tblVehicleEF	MDV	0.10	0.11
tblVehicleEF	MDV	0.22	0.19
tblVehicleEF	MDV	0.08	0.10

Merrill Commerce Center (Phase A Operations - Trucks) - San Bernardino-South Coast County, Summer

tblVehicleEF	MDV	0.04	0.03
tblVehicleEF	MDV	0.13	0.60
tblVehicleEF	MDV	0.27	0.49
tblVehicleEF	MH	0.04	3.7970e-003
tblVehicleEF	MH	0.03	0.00
tblVehicleEF	MH	3.07	0.36
tblVehicleEF	MH	6.43	0.00
tblVehicleEF	MH	1,045.05	951.23
tblVehicleEF	MH	59.49	0.00
tblVehicleEF	MH	1.54	4.54
tblVehicleEF	MH	0.01	0.02
tblVehicleEF	MH	0.04	0.14
tblVehicleEF	MH	1.1740e-003	0.00
tblVehicleEF	MH	3.2230e-003	4.0000e-003
tblVehicleEF	MH	0.04	0.14
tblVehicleEF	MH	1.0790e-003	0.00
tblVehicleEF	MH	1.47	0.00
tblVehicleEF	MH	0.09	0.00
tblVehicleEF	MH	0.51	0.00
tblVehicleEF	MH	0.10	0.08
tblVehicleEF	MH	0.03	0.00
tblVehicleEF	MH	0.37	0.00
tblVehicleEF	MH	0.01	8.9930e-003
tblVehicleEF	MH	7.0700e-004	0.00
tblVehicleEF	MH	1.47	0.00
tblVehicleEF	MH	0.09	0.00
tblVehicleEF	MH	0.51	0.00

Merrill Commerce Center (Phase A Operations - Trucks) - San Bernardino-South Coast County, Summer

tblVehicleEF	MH	0.14	0.09
tblVehicleEF	MH	0.03	0.00
tblVehicleEF	MH	0.40	0.00
tblVehicleEF	MH	0.04	3.7970e-003
tblVehicleEF	MH	0.03	0.00
tblVehicleEF	MH	3.19	0.36
tblVehicleEF	MH	5.84	0.00
tblVehicleEF	MH	1,045.05	951.23
tblVehicleEF	MH	59.49	0.00
tblVehicleEF	MH	1.41	4.26
tblVehicleEF	MH	0.01	0.02
tblVehicleEF	MH	0.04	0.14
tblVehicleEF	MH	1.1740e-003	0.00
tblVehicleEF	MH	3.2230e-003	4.0000e-003
tblVehicleEF	MH	0.04	0.14
tblVehicleEF	MH	1.0790e-003	0.00
tblVehicleEF	MH	2.91	0.00
tblVehicleEF	MH	0.11	0.00
tblVehicleEF	MH	1.21	0.00
tblVehicleEF	MH	0.11	0.08
tblVehicleEF	MH	0.03	0.00
tblVehicleEF	MH	0.34	0.00
tblVehicleEF	MH	0.01	8.9930e-003
tblVehicleEF	MH	6.9700e-004	0.00
tblVehicleEF	MH	2.91	0.00
tblVehicleEF	MH	0.11	0.00
tblVehicleEF	MH	1.21	0.00

Merrill Commerce Center (Phase A Operations - Trucks) - San Bernardino-South Coast County, Summer

tblVehicleEF	MH	0.15	0.09
tblVehicleEF	MH	0.03	0.00
tblVehicleEF	MH	0.38	0.00
tblVehicleEF	MH	0.04	3.7970e-003
tblVehicleEF	MH	0.03	0.00
tblVehicleEF	MH	3.08	0.36
tblVehicleEF	MH	6.36	0.00
tblVehicleEF	MH	1,045.05	951.23
tblVehicleEF	MH	59.49	0.00
tblVehicleEF	MH	1.51	4.46
tblVehicleEF	MH	0.01	0.02
tblVehicleEF	MH	0.04	0.14
tblVehicleEF	MH	1.1740e-003	0.00
tblVehicleEF	MH	3.2230e-003	4.0000e-003
tblVehicleEF	MH	0.04	0.14
tblVehicleEF	MH	1.0790e-003	0.00
tblVehicleEF	MH	1.75	0.00
tblVehicleEF	MH	0.11	0.00
tblVehicleEF	MH	0.53	0.00
tblVehicleEF	MH	0.10	0.08
tblVehicleEF	MH	0.03	0.00
tblVehicleEF	MH	0.37	0.00
tblVehicleEF	MH	0.01	8.9930e-003
tblVehicleEF	MH	7.0600e-004	0.00
tblVehicleEF	MH	1.75	0.00
tblVehicleEF	MH	0.11	0.00
tblVehicleEF	MH	0.53	0.00

Merrill Commerce Center (Phase A Operations - Trucks) - San Bernardino-South Coast County, Summer

tblVehicleEF	MH	0.15	0.09
tblVehicleEF	MH	0.03	0.00
tblVehicleEF	MH	0.40	0.00
tblVehicleEF	MHD	0.02	3.1740e-003
tblVehicleEF	MHD	3.5160e-003	3.4880e-003
tblVehicleEF	MHD	0.05	8.5120e-003
tblVehicleEF	MHD	0.32	0.34
tblVehicleEF	MHD	0.27	0.35
tblVehicleEF	MHD	5.32	0.97
tblVehicleEF	MHD	156.91	69.07
tblVehicleEF	MHD	1,101.52	999.60
tblVehicleEF	MHD	52.43	8.24
tblVehicleEF	MHD	0.60	0.51
tblVehicleEF	MHD	0.99	1.54
tblVehicleEF	MHD	3.8600e-004	1.1810e-003
tblVehicleEF	MHD	5.0030e-003	0.03
tblVehicleEF	MHD	7.6400e-004	1.0000e-004
tblVehicleEF	MHD	3.6900e-004	1.1300e-003
tblVehicleEF	MHD	4.7830e-003	0.03
tblVehicleEF	MHD	7.0300e-004	9.2000e-005
tblVehicleEF	MHD	1.2800e-003	5.9300e-004
tblVehicleEF	MHD	0.04	0.02
tblVehicleEF	MHD	0.02	0.02
tblVehicleEF	MHD	6.5100e-004	3.0000e-004
tblVehicleEF	MHD	0.04	0.05
tblVehicleEF	MHD	0.02	0.11
tblVehicleEF	MHD	0.32	0.04

Merrill Commerce Center (Phase A Operations - Trucks) - San Bernardino-South Coast County, Summer

tblVehicleEF	MHD	1.5080e-003	6.5500e-004
tblVehicleEF	MHD	0.01	9.5250e-003
tblVehicleEF	MHD	6.1700e-004	8.2000e-005
tblVehicleEF	MHD	1.2800e-003	5.9300e-004
tblVehicleEF	MHD	0.04	0.02
tblVehicleEF	MHD	0.03	0.02
tblVehicleEF	MHD	6.5100e-004	3.0000e-004
tblVehicleEF	MHD	0.04	0.06
tblVehicleEF	MHD	0.02	0.11
tblVehicleEF	MHD	0.35	0.05
tblVehicleEF	MHD	0.02	3.0170e-003
tblVehicleEF	MHD	3.5800e-003	3.5290e-003
tblVehicleEF	MHD	0.05	8.1180e-003
tblVehicleEF	MHD	0.24	0.28
tblVehicleEF	MHD	0.28	0.36
tblVehicleEF	MHD	4.97	0.91
tblVehicleEF	MHD	166.20	69.79
tblVehicleEF	MHD	1,101.52	999.60
tblVehicleEF	MHD	52.43	8.13
tblVehicleEF	MHD	0.62	0.51
tblVehicleEF	MHD	0.92	1.44
tblVehicleEF	MHD	3.2500e-004	9.9900e-004
tblVehicleEF	MHD	5.0030e-003	0.03
tblVehicleEF	MHD	7.6400e-004	1.0000e-004
tblVehicleEF	MHD	3.1100e-004	9.5500e-004
tblVehicleEF	MHD	4.7830e-003	0.03
tblVehicleEF	MHD	7.0300e-004	9.2000e-005

Merrill Commerce Center (Phase A Operations - Trucks) - San Bernardino-South Coast County, Summer

tblVehicleEF	MHD	2.5300e-003	1.1740e-003
tblVehicleEF	MHD	0.05	0.02
tblVehicleEF	MHD	0.02	0.02
tblVehicleEF	MHD	1.5010e-003	6.9400e-004
tblVehicleEF	MHD	0.04	0.05
tblVehicleEF	MHD	0.02	0.11
tblVehicleEF	MHD	0.30	0.04
tblVehicleEF	MHD	1.5950e-003	6.6200e-004
tblVehicleEF	MHD	0.01	9.5250e-003
tblVehicleEF	MHD	6.1100e-004	8.1000e-005
tblVehicleEF	MHD	2.5300e-003	1.1740e-003
tblVehicleEF	MHD	0.05	0.02
tblVehicleEF	MHD	0.03	0.02
tblVehicleEF	MHD	1.5010e-003	6.9400e-004
tblVehicleEF	MHD	0.04	0.06
tblVehicleEF	MHD	0.02	0.11
tblVehicleEF	MHD	0.33	0.05
tblVehicleEF	MHD	0.02	3.4070e-003
tblVehicleEF	MHD	3.5220e-003	3.4910e-003
tblVehicleEF	MHD	0.05	8.4150e-003
tblVehicleEF	MHD	0.45	0.41
tblVehicleEF	MHD	0.27	0.35
tblVehicleEF	MHD	5.23	0.96
tblVehicleEF	MHD	144.06	68.08
tblVehicleEF	MHD	1,101.52	999.60
tblVehicleEF	MHD	52.43	8.22
tblVehicleEF	MHD	0.57	0.51

Merrill Commerce Center (Phase A Operations - Trucks) - San Bernardino-South Coast County, Summer

tblVehicleEF	MHD	0.97	1.51
tblVehicleEF	MHD	4.7000e-004	1.4340e-003
tblVehicleEF	MHD	5.0030e-003	0.03
tblVehicleEF	MHD	7.6400e-004	1.0000e-004
tblVehicleEF	MHD	4.4900e-004	1.3720e-003
tblVehicleEF	MHD	4.7830e-003	0.03
tblVehicleEF	MHD	7.0300e-004	9.2000e-005
tblVehicleEF	MHD	1.3890e-003	6.4600e-004
tblVehicleEF	MHD	0.05	0.02
tblVehicleEF	MHD	0.03	0.02
tblVehicleEF	MHD	6.4000e-004	2.9500e-004
tblVehicleEF	MHD	0.04	0.05
tblVehicleEF	MHD	0.02	0.12
tblVehicleEF	MHD	0.32	0.04
tblVehicleEF	MHD	1.3860e-003	6.4600e-004
tblVehicleEF	MHD	0.01	9.5250e-003
tblVehicleEF	MHD	6.1600e-004	8.1000e-005
tblVehicleEF	MHD	1.3890e-003	6.4600e-004
tblVehicleEF	MHD	0.05	0.02
tblVehicleEF	MHD	0.04	0.02
tblVehicleEF	MHD	6.4000e-004	2.9500e-004
tblVehicleEF	MHD	0.04	0.06
tblVehicleEF	MHD	0.02	0.12
tblVehicleEF	MHD	0.35	0.05
tblVehicleEF	OBUS	0.01	9.1480e-003
tblVehicleEF	OBUS	9.9110e-003	8.5440e-003
tblVehicleEF	OBUS	0.03	0.03

Merrill Commerce Center (Phase A Operations - Trucks) - San Bernardino-South Coast County, Summer

tblVehicleEF	OBUS	0.26	0.48
tblVehicleEF	OBUS	0.63	0.98
tblVehicleEF	OBUS	6.27	2.73
tblVehicleEF	OBUS	70.35	66.56
tblVehicleEF	OBUS	1,121.50	1,475.42
tblVehicleEF	OBUS	70.70	21.88
tblVehicleEF	OBUS	0.28	0.29
tblVehicleEF	OBUS	0.97	1.13
tblVehicleEF	OBUS	6.4000e-005	5.0000e-004
tblVehicleEF	OBUS	4.6440e-003	0.01
tblVehicleEF	OBUS	9.2900e-004	2.3000e-004
tblVehicleEF	OBUS	6.1000e-005	4.7800e-004
tblVehicleEF	OBUS	4.4220e-003	0.01
tblVehicleEF	OBUS	8.5400e-004	2.1200e-004
tblVehicleEF	OBUS	2.1800e-003	2.7870e-003
tblVehicleEF	OBUS	0.02	0.03
tblVehicleEF	OBUS	0.04	0.05
tblVehicleEF	OBUS	9.3100e-004	1.1430e-003
tblVehicleEF	OBUS	0.04	0.06
tblVehicleEF	OBUS	0.05	0.31
tblVehicleEF	OBUS	0.38	0.13
tblVehicleEF	OBUS	6.8400e-004	6.3600e-004
tblVehicleEF	OBUS	0.01	0.01
tblVehicleEF	OBUS	8.1700e-004	2.1700e-004
tblVehicleEF	OBUS	2.1800e-003	2.7870e-003
tblVehicleEF	OBUS	0.02	0.03
tblVehicleEF	OBUS	0.05	0.07

Merrill Commerce Center (Phase A Operations - Trucks) - San Bernardino-South Coast County, Summer

tblVehicleEF	OBUS	9.3100e-004	1.1430e-003
tblVehicleEF	OBUS	0.06	0.07
tblVehicleEF	OBUS	0.05	0.31
tblVehicleEF	OBUS	0.42	0.14
tblVehicleEF	OBUS	0.01	9.2020e-003
tblVehicleEF	OBUS	0.01	8.7760e-003
tblVehicleEF	OBUS	0.03	0.02
tblVehicleEF	OBUS	0.26	0.47
tblVehicleEF	OBUS	0.65	1.01
tblVehicleEF	OBUS	5.74	2.51
tblVehicleEF	OBUS	73.50	66.43
tblVehicleEF	OBUS	1,121.50	1,475.46
tblVehicleEF	OBUS	70.70	21.50
tblVehicleEF	OBUS	0.29	0.28
tblVehicleEF	OBUS	0.90	1.04
tblVehicleEF	OBUS	5.4000e-005	4.2500e-004
tblVehicleEF	OBUS	4.6440e-003	0.01
tblVehicleEF	OBUS	9.2900e-004	2.3000e-004
tblVehicleEF	OBUS	5.1000e-005	4.0700e-004
tblVehicleEF	OBUS	4.4220e-003	0.01
tblVehicleEF	OBUS	8.5400e-004	2.1200e-004
tblVehicleEF	OBUS	4.2350e-003	5.4310e-003
tblVehicleEF	OBUS	0.02	0.03
tblVehicleEF	OBUS	0.03	0.05
tblVehicleEF	OBUS	2.1330e-003	2.6360e-003
tblVehicleEF	OBUS	0.05	0.06
tblVehicleEF	OBUS	0.05	0.31

Merrill Commerce Center (Phase A Operations - Trucks) - San Bernardino-South Coast County, Summer

tblVehicleEF	OBUS	0.36	0.12
tblVehicleEF	OBUS	7.1400e-004	6.3500e-004
tblVehicleEF	OBUS	0.01	0.01
tblVehicleEF	OBUS	8.0800e-004	2.1300e-004
tblVehicleEF	OBUS	4.2350e-003	5.4310e-003
tblVehicleEF	OBUS	0.02	0.03
tblVehicleEF	OBUS	0.05	0.07
tblVehicleEF	OBUS	2.1330e-003	2.6360e-003
tblVehicleEF	OBUS	0.06	0.08
tblVehicleEF	OBUS	0.05	0.31
tblVehicleEF	OBUS	0.40	0.14
tblVehicleEF	OBUS	0.01	9.1130e-003
tblVehicleEF	OBUS	9.9380e-003	8.5700e-003
tblVehicleEF	OBUS	0.03	0.03
tblVehicleEF	OBUS	0.28	0.49
tblVehicleEF	OBUS	0.63	0.99
tblVehicleEF	OBUS	6.22	2.71
tblVehicleEF	OBUS	66.00	66.75
tblVehicleEF	OBUS	1,121.50	1,475.42
tblVehicleEF	OBUS	70.70	21.85
tblVehicleEF	OBUS	0.27	0.30
tblVehicleEF	OBUS	0.96	1.11
tblVehicleEF	OBUS	7.7000e-005	6.0400e-004
tblVehicleEF	OBUS	4.6440e-003	0.01
tblVehicleEF	OBUS	9.2900e-004	2.3000e-004
tblVehicleEF	OBUS	7.4000e-005	5.7800e-004
tblVehicleEF	OBUS	4.4220e-003	0.01

Merrill Commerce Center (Phase A Operations - Trucks) - San Bernardino-South Coast County, Summer

tblVehicleEF	OBUS	8.5400e-004	2.1200e-004
tblVehicleEF	OBUS	2.3200e-003	3.0070e-003
tblVehicleEF	OBUS	0.02	0.03
tblVehicleEF	OBUS	0.04	0.05
tblVehicleEF	OBUS	9.4100e-004	1.1540e-003
tblVehicleEF	OBUS	0.04	0.06
tblVehicleEF	OBUS	0.05	0.33
tblVehicleEF	OBUS	0.38	0.13
tblVehicleEF	OBUS	6.4200e-004	6.3800e-004
tblVehicleEF	OBUS	0.01	0.01
tblVehicleEF	OBUS	8.1600e-004	2.1600e-004
tblVehicleEF	OBUS	2.3200e-003	3.0070e-003
tblVehicleEF	OBUS	0.02	0.03
tblVehicleEF	OBUS	0.05	0.06
tblVehicleEF	OBUS	9.4100e-004	1.1540e-003
tblVehicleEF	OBUS	0.06	0.08
tblVehicleEF	OBUS	0.05	0.33
tblVehicleEF	OBUS	0.42	0.14
tblVehicleEF	SBUS	0.84	0.04
tblVehicleEF	SBUS	0.01	6.8550e-003
tblVehicleEF	SBUS	0.07	4.0770e-003
tblVehicleEF	SBUS	5.71	1.90
tblVehicleEF	SBUS	0.65	0.58
tblVehicleEF	SBUS	5.33	0.55
tblVehicleEF	SBUS	1,258.13	336.22
tblVehicleEF	SBUS	1,136.31	1,128.72
tblVehicleEF	SBUS	37.11	3.21

Merrill Commerce Center (Phase A Operations - Trucks) - San Bernardino-South Coast County, Summer

tblVehicleEF	SBUS	11.70	3.35
tblVehicleEF	SBUS	4.77	5.07
tblVehicleEF	SBUS	0.01	4.0350e-003
tblVehicleEF	SBUS	0.01	0.01
tblVehicleEF	SBUS	0.03	0.03
tblVehicleEF	SBUS	5.1700e-004	3.0000e-005
tblVehicleEF	SBUS	0.01	3.8600e-003
tblVehicleEF	SBUS	2.7560e-003	2.7660e-003
tblVehicleEF	SBUS	0.03	0.03
tblVehicleEF	SBUS	4.7500e-004	2.8000e-005
tblVehicleEF	SBUS	2.9260e-003	7.3800e-004
tblVehicleEF	SBUS	0.02	5.5390e-003
tblVehicleEF	SBUS	0.68	0.20
tblVehicleEF	SBUS	1.3050e-003	3.4800e-004
tblVehicleEF	SBUS	0.11	0.10
tblVehicleEF	SBUS	9.3510e-003	0.04
tblVehicleEF	SBUS	0.27	0.02
tblVehicleEF	SBUS	0.01	3.1960e-003
tblVehicleEF	SBUS	0.01	0.01
tblVehicleEF	SBUS	4.6300e-004	3.2000e-005
tblVehicleEF	SBUS	2.9260e-003	7.3800e-004
tblVehicleEF	SBUS	0.02	5.5390e-003
tblVehicleEF	SBUS	0.97	0.28
tblVehicleEF	SBUS	1.3050e-003	3.4800e-004
tblVehicleEF	SBUS	0.13	0.11
tblVehicleEF	SBUS	9.3510e-003	0.04
tblVehicleEF	SBUS	0.30	0.03

Merrill Commerce Center (Phase A Operations - Trucks) - San Bernardino-South Coast County, Summer

tblVehicleEF	SBUS	0.84	0.04
tblVehicleEF	SBUS	0.01	6.9390e-003
tblVehicleEF	SBUS	0.06	3.3780e-003
tblVehicleEF	SBUS	5.56	1.86
tblVehicleEF	SBUS	0.66	0.59
tblVehicleEF	SBUS	3.65	0.39
tblVehicleEF	SBUS	1,322.00	344.13
tblVehicleEF	SBUS	1,136.31	1,128.74
tblVehicleEF	SBUS	37.11	2.94
tblVehicleEF	SBUS	12.08	3.42
tblVehicleEF	SBUS	4.47	4.75
tblVehicleEF	SBUS	0.01	3.4090e-003
tblVehicleEF	SBUS	0.01	0.01
tblVehicleEF	SBUS	0.03	0.03
tblVehicleEF	SBUS	5.1700e-004	3.0000e-005
tblVehicleEF	SBUS	9.6490e-003	3.2620e-003
tblVehicleEF	SBUS	2.7560e-003	2.7660e-003
tblVehicleEF	SBUS	0.03	0.03
tblVehicleEF	SBUS	4.7500e-004	2.8000e-005
tblVehicleEF	SBUS	5.6170e-003	1.3280e-003
tblVehicleEF	SBUS	0.02	5.8520e-003
tblVehicleEF	SBUS	0.67	0.20
tblVehicleEF	SBUS	2.8800e-003	6.7400e-004
tblVehicleEF	SBUS	0.11	0.10
tblVehicleEF	SBUS	8.5310e-003	0.03
tblVehicleEF	SBUS	0.22	0.02
tblVehicleEF	SBUS	0.01	3.2700e-003

Merrill Commerce Center (Phase A Operations - Trucks) - San Bernardino-South Coast County, Summer

tblVehicleEF	SBUS	0.01	0.01
tblVehicleEF	SBUS	4.3500e-004	2.9000e-005
tblVehicleEF	SBUS	5.6170e-003	1.3280e-003
tblVehicleEF	SBUS	0.02	5.8520e-003
tblVehicleEF	SBUS	0.97	0.28
tblVehicleEF	SBUS	2.8800e-003	6.7400e-004
tblVehicleEF	SBUS	0.13	0.12
tblVehicleEF	SBUS	8.5310e-003	0.03
tblVehicleEF	SBUS	0.24	0.02
tblVehicleEF	SBUS	0.84	0.04
tblVehicleEF	SBUS	0.01	6.8510e-003
tblVehicleEF	SBUS	0.07	4.1760e-003
tblVehicleEF	SBUS	5.91	1.95
tblVehicleEF	SBUS	0.65	0.58
tblVehicleEF	SBUS	5.37	0.57
tblVehicleEF	SBUS	1,169.92	325.30
tblVehicleEF	SBUS	1,136.31	1,128.72
tblVehicleEF	SBUS	37.11	3.24
tblVehicleEF	SBUS	11.19	3.26
tblVehicleEF	SBUS	4.69	4.99
tblVehicleEF	SBUS	0.01	4.8980e-003
tblVehicleEF	SBUS	0.01	0.01
tblVehicleEF	SBUS	0.03	0.03
tblVehicleEF	SBUS	5.1700e-004	3.0000e-005
tblVehicleEF	SBUS	0.01	4.6860e-003
tblVehicleEF	SBUS	2.7560e-003	2.7660e-003
tblVehicleEF	SBUS	0.03	0.03

Merrill Commerce Center (Phase A Operations - Trucks) - San Bernardino-South Coast County, Summer

tblVehicleEF	SBUS	4.7500e-004	2.8000e-005
tblVehicleEF	SBUS	2.9580e-003	7.2600e-004
tblVehicleEF	SBUS	0.02	5.8800e-003
tblVehicleEF	SBUS	0.68	0.20
tblVehicleEF	SBUS	1.2820e-003	3.5300e-004
tblVehicleEF	SBUS	0.11	0.10
tblVehicleEF	SBUS	0.01	0.05
tblVehicleEF	SBUS	0.28	0.02
tblVehicleEF	SBUS	0.01	3.0930e-003
tblVehicleEF	SBUS	0.01	0.01
tblVehicleEF	SBUS	4.6400e-004	3.2000e-005
tblVehicleEF	SBUS	2.9580e-003	7.2600e-004
tblVehicleEF	SBUS	0.02	5.8800e-003
tblVehicleEF	SBUS	0.98	0.28
tblVehicleEF	SBUS	1.2820e-003	3.5300e-004
tblVehicleEF	SBUS	0.13	0.11
tblVehicleEF	SBUS	0.01	0.05
tblVehicleEF	SBUS	0.31	0.03
tblVehicleEF	UBUS	1.83	4.19
tblVehicleEF	UBUS	0.08	0.02
tblVehicleEF	UBUS	9.26	32.67
tblVehicleEF	UBUS	14.34	1.43
tblVehicleEF	UBUS	1,846.39	1,724.94
tblVehicleEF	UBUS	136.37	16.90
tblVehicleEF	UBUS	5.87	0.37
tblVehicleEF	UBUS	0.52	0.08
tblVehicleEF	UBUS	0.01	0.03

Merrill Commerce Center (Phase A Operations - Trucks) - San Bernardino-South Coast County, Summer

tblVehicleEF	UBUS	0.07	2.6830e-003
tblVehicleEF	UBUS	1.4030e-003	1.8900e-004
tblVehicleEF	UBUS	0.22	0.03
tblVehicleEF	UBUS	3.0000e-003	6.3130e-003
tblVehicleEF	UBUS	0.06	2.5510e-003
tblVehicleEF	UBUS	1.2900e-003	1.7400e-004
tblVehicleEF	UBUS	8.0860e-003	1.5320e-003
tblVehicleEF	UBUS	0.11	8.4710e-003
tblVehicleEF	UBUS	3.9450e-003	6.5200e-004
tblVehicleEF	UBUS	0.61	0.06
tblVehicleEF	UBUS	0.02	0.04
tblVehicleEF	UBUS	1.15	0.06
tblVehicleEF	UBUS	0.01	3.8820e-003
tblVehicleEF	UBUS	1.6240e-003	1.6700e-004
tblVehicleEF	UBUS	8.0860e-003	1.5320e-003
tblVehicleEF	UBUS	0.11	8.4710e-003
tblVehicleEF	UBUS	3.9450e-003	6.5200e-004
tblVehicleEF	UBUS	2.50	4.28
tblVehicleEF	UBUS	0.02	0.04
tblVehicleEF	UBUS	1.25	0.07
tblVehicleEF	UBUS	1.83	4.19
tblVehicleEF	UBUS	0.08	0.01
tblVehicleEF	UBUS	9.36	32.67
tblVehicleEF	UBUS	11.74	1.17
tblVehicleEF	UBUS	1,846.39	1,724.94
tblVehicleEF	UBUS	136.37	16.47
tblVehicleEF	UBUS	5.45	0.37

Merrill Commerce Center (Phase A Operations - Trucks) - San Bernardino-South Coast County, Summer

tblVehicleEF	UBUS	0.52	0.08
tblVehicleEF	UBUS	0.01	0.03
tblVehicleEF	UBUS	0.07	2.6830e-003
tblVehicleEF	UBUS	1.4030e-003	1.8900e-004
tblVehicleEF	UBUS	0.22	0.03
tblVehicleEF	UBUS	3.0000e-003	6.3130e-003
tblVehicleEF	UBUS	0.06	2.5510e-003
tblVehicleEF	UBUS	1.2900e-003	1.7400e-004
tblVehicleEF	UBUS	0.02	2.9020e-003
tblVehicleEF	UBUS	0.14	0.01
tblVehicleEF	UBUS	9.3320e-003	1.4770e-003
tblVehicleEF	UBUS	0.62	0.06
tblVehicleEF	UBUS	0.02	0.04
tblVehicleEF	UBUS	1.02	0.06
tblVehicleEF	UBUS	0.01	3.8820e-003
tblVehicleEF	UBUS	1.5790e-003	1.6300e-004
tblVehicleEF	UBUS	0.02	2.9020e-003
tblVehicleEF	UBUS	0.14	0.01
tblVehicleEF	UBUS	9.3320e-003	1.4770e-003
tblVehicleEF	UBUS	2.52	4.28
tblVehicleEF	UBUS	0.02	0.04
tblVehicleEF	UBUS	1.12	0.06
tblVehicleEF	UBUS	1.83	4.19
tblVehicleEF	UBUS	0.08	0.02
tblVehicleEF	UBUS	9.27	32.67
tblVehicleEF	UBUS	13.86	1.39
tblVehicleEF	UBUS	1,846.39	1,724.94

Merrill Commerce Center (Phase A Operations - Trucks) - San Bernardino-South Coast County, Summer

tblVehicleEF	UBUS	136.37	16.85
tblVehicleEF	UBUS	5.76	0.37
tblVehicleEF	UBUS	0.52	0.08
tblVehicleEF	UBUS	0.01	0.03
tblVehicleEF	UBUS	0.07	2.6830e-003
tblVehicleEF	UBUS	1.4030e-003	1.8900e-004
tblVehicleEF	UBUS	0.22	0.03
tblVehicleEF	UBUS	3.0000e-003	6.3130e-003
tblVehicleEF	UBUS	0.06	2.5510e-003
tblVehicleEF	UBUS	1.2900e-003	1.7400e-004
tblVehicleEF	UBUS	9.2250e-003	1.6220e-003
tblVehicleEF	UBUS	0.14	9.7130e-003
tblVehicleEF	UBUS	4.1190e-003	6.4800e-004
tblVehicleEF	UBUS	0.61	0.06
tblVehicleEF	UBUS	0.03	0.04
tblVehicleEF	UBUS	1.13	0.06
tblVehicleEF	UBUS	0.01	3.8820e-003
tblVehicleEF	UBUS	1.6160e-003	1.6700e-004
tblVehicleEF	UBUS	9.2250e-003	1.6220e-003
tblVehicleEF	UBUS	0.14	9.7130e-003
tblVehicleEF	UBUS	4.1190e-003	6.4800e-004
tblVehicleEF	UBUS	2.50	4.28
tblVehicleEF	UBUS	0.03	0.04
tblVehicleEF	UBUS	1.24	0.07
tblVehicleTrips	CNW_TTP	41.00	0.00
tblVehicleTrips	CNW_TTP	41.00	0.00
tblVehicleTrips	CW_TL	16.60	40.00

Merrill Commerce Center (Phase A Operations - Trucks) - San Bernardino-South Coast County, Summer

tblVehicleTrips	CW_TL	16.60	40.00
tblVehicleTrips	CW_TTP	59.00	100.00
tblVehicleTrips	CW_TTP	59.00	100.00
tblVehicleTrips	DV_TP	5.00	0.00
tblVehicleTrips	DV_TP	5.00	0.00
tblVehicleTrips	PB_TP	3.00	0.00
tblVehicleTrips	PB_TP	3.00	0.00
tblVehicleTrips	PR_TP	92.00	100.00
tblVehicleTrips	PR_TP	92.00	100.00
tblVehicleTrips	ST_TR	1.68	0.69
tblVehicleTrips	ST_TR	1.68	0.38
tblVehicleTrips	SU_TR	1.68	0.69
tblVehicleTrips	SU_TR	1.68	0.38
tblVehicleTrips	WD_TR	1.68	0.69
tblVehicleTrips	WD_TR	1.68	0.38

2.0 Emissions Summary

Merrill Commerce Center (Phase A Operations - Trucks) - San Bernardino-South Coast County, Summer

2.1 Overall Construction (Maximum Daily Emission)

Unmitigated Construction

[illegible]

Mitigated Construction

[illegible][illegible]

Merrill Commerce Center (Phase A Operations - Trucks) - San Bernardino-South Coast County, Summer

2.2 Overall Operational**Unmitigated Operational**

	ROG	NOx	CO	SO2	Fugitive PM10	Exhaust PM10	PM10 Total	Fugitive PM2.5	Exhaust PM2.5	PM2.5 Total	Bio- CO2	NBio- CO2	Total CO2	CH4	N2O	CO2e
Category	lb/day										lb/day					
Area	48.8607	2.0400e-003	0.2237	2.0000e-005		8.0000e-004	8.0000e-004		8.0000e-004	8.0000e-004		0.4787	0.4787	1.2600e-003		0.5103
Energy	0.5295	4.8140	4.0437	0.0289		0.3659	0.3659		0.3659	0.3659		5,776.7607	5,776.7607	0.1107	0.1059	5,811.0891
Mobile	5.8342	230.2719	51.3592	0.9348	32.4975	2.3674	34.8649	9.0455	2.2647	11.3102		100,999.1907	100,999.1907	3.7559		101,093.0871
Offroad	0.9761	10.1410	6.0688	0.0254		0.3499	0.3499		0.3219	0.3219		2,454.3018	2,454.3018	0.7938		2,474.1461
Total	56.2006	245.2288	61.6954	0.9891	32.4975	3.0840	35.5815	9.0455	2.9532	11.9988		109,230.7319	109,230.7319	4.6616	0.1059	109,378.8326

Merrill Commerce Center (Phase A Operations - Trucks) - San Bernardino-South Coast County, Summer

2.2 Overall Operational**Mitigated Operational**

	ROG	NOx	CO	SO2	Fugitive PM10	Exhaust PM10	PM10 Total	Fugitive PM2.5	Exhaust PM2.5	PM2.5 Total	Bio- CO2	NBio- CO2	Total CO2	CH4	N2O	CO2e
Category	lb/day										lb/day					
Area	48.8607	2.0400e-003	0.2237	2.0000e-005		8.0000e-004	8.0000e-004		8.0000e-004	8.0000e-004		0.4787	0.4787	1.2600e-003		0.5103
Energy	0.5295	4.8140	4.0437	0.0289		0.3659	0.3659		0.3659	0.3659		5,776.7607	5,776.7607	0.1107	0.1059	5,811.0891
Mobile	5.8342	230.2719	51.3592	0.9348	32.4975	2.3674	34.8649	9.0455	2.2647	11.3102		100,999.1907	100,999.1907	3.7559		101,093.0871
Offroad	0.9761	10.1410	6.0688	0.0254		0.3499	0.3499		0.3219	0.3219		2,454.3018	2,454.3018	0.7938		2,474.1461
Total	56.2006	245.2288	61.6954	0.9891	32.4975	3.0840	35.5815	9.0455	2.9532	11.9988		109,230.7319	109,230.7319	4.6616	0.1059	109,378.8326

	ROG	NOx	CO	SO2	Fugitive PM10	Exhaust PM10	PM10 Total	Fugitive PM2.5	Exhaust PM2.5	PM2.5 Total	Bio- CO2	NBio-CO2	Total CO2	CH4	N2O	CO2e
Percent Reduction	0.00	0.00	0.00	0.00	0.00	0.00	0.00	0.00	0.00	0.00	0.00	0.00	0.00	0.00	0.00	0.00

3.0 Construction Detail**Construction Phase**

Phase Number	Phase Name	Phase Type	Start Date	End Date	Num Days Week	Num Days	Phase Description
1	Demolition	Demolition	6/1/2020	5/31/2020	5	0	

Acres of Grading (Site Preparation Phase): 0

Acres of Grading (Grading Phase): 0

Merrill Commerce Center (Phase A Operations - Trucks) - San Bernardino-South Coast County, Summer

Acres of Paving: 7.43**Residential Indoor: 0; Residential Outdoor: 0; Non-Residential Indoor: 0; Non-Residential Outdoor: 0; Striped Parking Area: 0 (Architectural Coating – sqft)****OffRoad Equipment**

Phase Name	Offroad Equipment Type	Amount	Usage Hours	Horse Power	Load Factor
Demolition	Concrete/Industrial Saws	0	8.00	81	0.73
Demolition	Excavators	0	8.00	158	0.38
Demolition	Rubber Tired Dozers	0	8.00	247	0.40

Trips and VMT

Phase Name	Offroad Equipment Count	Worker Trip Number	Vendor Trip Number	Hauling Trip Number	Worker Trip Length	Vendor Trip Length	Hauling Trip Length	Worker Vehicle Class	Vendor Vehicle Class	Hauling Vehicle Class
Demolition	0	0.00	0.00	0.00	14.70	6.90	20.00	LD_Mix	HDT_Mix	HHDT

3.1 Mitigation Measures Construction

Merrill Commerce Center (Phase A Operations - Trucks) - San Bernardino-South Coast County, Summer

3.2 Demolition - 2020

Unmitigated Construction On-Site

[illegible]

Unmitigated Construction Off-Site

[illegible]

Merrill Commerce Center (Phase A Operations - Trucks) - San Bernardino-South Coast County, Summer

3.2 Demolition - 2020**Mitigated Construction On-Site**

	ROG	NOx	CO	SO2	Fugitive PM10	Exhaust PM10	PM10 Total	Fugitive PM2.5	Exhaust PM2.5	PM2.5 Total	Bio- CO2	NBio- CO2	Total CO2	CH4	N2O	CO2e
Category	lb/day										lb/day					
Off-Road	0.0000	0.0000	0.0000	0.0000	0.0000	0.0000	0.0000	0.0000	0.0000	0.0000	0.0000	0.0000	0.0000	0.0000	0.0000	0.0000
Total	0.0000	0.0000	0.0000	0.0000	0.0000	0.0000	0.0000	0.0000	0.0000	0.0000	0.0000	0.0000	0.0000	0.0000	0.0000	0.0000

Mitigated Construction Off-Site

	ROG	NOx	CO	SO2	Fugitive PM10	Exhaust PM10	PM10 Total	Fugitive PM2.5	Exhaust PM2.5	PM2.5 Total	Bio- CO2	NBio- CO2	Total CO2	CH4	N2O	CO2e
Category	lb/day										lb/day					
Hauling	0.0000	0.0000	0.0000	0.0000	0.0000	0.0000	0.0000	0.0000	0.0000	0.0000	0.0000	0.0000	0.0000	0.0000	0.0000	0.0000
Vendor	0.0000	0.0000	0.0000	0.0000	0.0000	0.0000	0.0000	0.0000	0.0000	0.0000	0.0000	0.0000	0.0000	0.0000	0.0000	0.0000
Worker	0.0000	0.0000	0.0000	0.0000	0.0000	0.0000	0.0000	0.0000	0.0000	0.0000	0.0000	0.0000	0.0000	0.0000	0.0000	0.0000
Total	0.0000	0.0000	0.0000	0.0000	0.0000	0.0000	0.0000	0.0000	0.0000	0.0000	0.0000	0.0000	0.0000	0.0000	0.0000	0.0000

4.0 Operational Detail - Mobile

Merrill Commerce Center (Phase A Operations - Trucks) - San Bernardino-South Coast County, Summer

4.1 Mitigation Measures Mobile

	ROG	NOx	CO	SO2	Fugitive PM10	Exhaust PM10	PM10 Total	Fugitive PM2.5	Exhaust PM2.5	PM2.5 Total	Bio- CO2	NBio- CO2	Total CO2	CH4	N2O	CO2e
Category	lb/day										lb/day					
Mitigated	5.8342	230.2719	51.3592	0.9348	32.4975	2.3674	34.8649	9.0455	2.2647	11.3102		100,999.1907	100,999.1907	3.7559		101,093.0871
Unmitigated	5.8342	230.2719	51.3592	0.9348	32.4975	2.3674	34.8649	9.0455	2.2647	11.3102		100,999.1907	100,999.1907	3.7559		101,093.0871

4.2 Trip Summary Information

Land Use	Average Daily Trip Rate			Unmitigated	Mitigated
	Weekday	Saturday	Sunday	Annual VMT	Annual VMT
Other Asphalt Surfaces	0.00	0.00	0.00		
Refrigerated Warehouse-No Rail	207.00	207.00	207.00	3,013,920	3,013,920
Unrefrigerated Warehouse-No Rail	714.40	714.40	714.40	10,401,664	10,401,664
Total	921.40	921.40	921.40	13,415,584	13,415,584

4.3 Trip Type Information

Land Use	Miles			Trip %			Trip Purpose %		
	H-W or C-W	H-S or C-C	H-O or C-NW	H-W or C-W	H-S or C-C	H-O or C-NW	Primary	Diverted	Pass-by
Other Asphalt Surfaces	16.60	8.40	6.90	0.00	0.00	0.00	0	0	0
Refrigerated Warehouse-No	40.00	8.40	6.90	100.00	0.00	0.00	100	0	0
Unrefrigerated Warehouse-No	40.00	8.40	6.90	100.00	0.00	0.00	100	0	0

Merrill Commerce Center (Phase A Operations - Trucks) - San Bernardino-South Coast County, Summer

4.4 Fleet Mix

Land Use	LDA	LDT1	LDT2	MDV	LHD1	LHD2	MHD	HHD	OBUS	UBUS	MCY	SBUS	MH
Other Asphalt Surfaces	0.553113	0.036408	0.180286	0.116335	0.016165	0.005101	0.018218	0.063797	0.001357	0.001565	0.005903	0.000808	0.000944
Refrigerated Warehouse-No Rail	0.000000	0.000000	0.000000	0.000000	0.346200	0.000000	0.115400	0.538400	0.000000	0.000000	0.000000	0.000000	0.000000
Unrefrigerated Warehouse-No Rail	0.000000	0.000000	0.000000	0.000000	0.106400	0.000000	0.106400	0.787200	0.000000	0.000000	0.000000	0.000000	0.000000

5.0 Energy Detail

Historical Energy Use: N

5.1 Mitigation Measures Energy

	ROG	NOx	CO	SO2	Fugitive PM10	Exhaust PM10	PM10 Total	Fugitive PM2.5	Exhaust PM2.5	PM2.5 Total	Bio- CO2	NBio- CO2	Total CO2	CH4	N2O	CO2e
Category	lb/day										lb/day					
NaturalGas Mitigated	0.5295	4.8140	4.0437	0.0289		0.3659	0.3659		0.3659	0.3659		5,776.7607	5,776.7607	0.1107	0.1059	5,811.0891
NaturalGas Unmitigated	0.5295	4.8140	4.0437	0.0289		0.3659	0.3659		0.3659	0.3659		5,776.7607	5,776.7607	0.1107	0.1059	5,811.0891

Merrill Commerce Center (Phase A Operations - Trucks) - San Bernardino-South Coast County, Summer

5.2 Energy by Land Use - NaturalGas**Unmitigated**

	NaturalGas Use	ROG	NOx	CO	SO2	Fugitive PM10	Exhaust PM10	PM10 Total	Fugitive PM2.5	Exhaust PM2.5	PM2.5 Total	Bio- CO2	NBio- CO2	Total CO2	CH4	N2O	CO2e
Land Use	kBTU/yr	lb/day										lb/day					
Other Asphalt Surfaces	0	0.0000	0.0000	0.0000	0.0000		0.0000	0.0000		0.0000	0.0000		0.0000	0.0000	0.0000	0.0000	0.0000
Refrigerated Warehouse-No Rail	41737	0.4501	4.0919	3.4372	0.0246		0.3110	0.3110		0.3110	0.3110		4,910.2337	4,910.2337	0.0941	0.0900	4,939.4128
Unrefrigerated Warehouse-No Rail	7365.48	0.0794	0.7221	0.6066	4.3300e-003		0.0549	0.0549		0.0549	0.0549		866.5270	866.5270	0.0166	0.0159	871.6763
Total		0.5295	4.8140	4.0437	0.0289		0.3659	0.3659		0.3659	0.3659		5,776.7607	5,776.7607	0.1107	0.1059	5,811.0891

Mitigated

	NaturalGas Use	ROG	NOx	CO	SO2	Fugitive PM10	Exhaust PM10	PM10 Total	Fugitive PM2.5	Exhaust PM2.5	PM2.5 Total	Bio- CO2	NBio- CO2	Total CO2	CH4	N2O	CO2e
Land Use	kBTU/yr	lb/day										lb/day					
Other Asphalt Surfaces	0	0.0000	0.0000	0.0000	0.0000		0.0000	0.0000		0.0000	0.0000		0.0000	0.0000	0.0000	0.0000	0.0000
Refrigerated Warehouse-No Rail	41.737	0.4501	4.0919	3.4372	0.0246		0.3110	0.3110		0.3110	0.3110		4,910.2337	4,910.2337	0.0941	0.0900	4,939.4128
Unrefrigerated Warehouse-No Rail	7.36548	0.0794	0.7221	0.6066	4.3300e-003		0.0549	0.0549		0.0549	0.0549		866.5270	866.5270	0.0166	0.0159	871.6763
Total		0.5295	4.8140	4.0437	0.0289		0.3659	0.3659		0.3659	0.3659		5,776.7607	5,776.7607	0.1107	0.1059	5,811.0891

Merrill Commerce Center (Phase A Operations - Trucks) - San Bernardino-South Coast County, Summer

6.0 Area Detail**6.1 Mitigation Measures Area**

	ROG	NOx	CO	SO2	Fugitive PM10	Exhaust PM10	PM10 Total	Fugitive PM2.5	Exhaust PM2.5	PM2.5 Total	Bio- CO2	NBio- CO2	Total CO2	CH4	N2O	CO2e
Category	lb/day										lb/day					
Mitigated	48.8607	2.0400e-003	0.2237	2.0000e-005		8.0000e-004	8.0000e-004		8.0000e-004	8.0000e-004		0.4787	0.4787	1.2600e-003		0.5103
Unmitigated	48.8607	2.0400e-003	0.2237	2.0000e-005		8.0000e-004	8.0000e-004		8.0000e-004	8.0000e-004		0.4787	0.4787	1.2600e-003		0.5103

Merrill Commerce Center (Phase A Operations - Trucks) - San Bernardino-South Coast County, Summer

6.2 Area by SubCategory**Unmitigated**

	ROG	NOx	CO	SO2	Fugitive PM10	Exhaust PM10	PM10 Total	Fugitive PM2.5	Exhaust PM2.5	PM2.5 Total	Bio- CO2	NBio- CO2	Total CO2	CH4	N2O	CO2e
SubCategory	lb/day										lb/day					
Architectural Coating	5.5613					0.0000	0.0000		0.0000	0.0000			0.0000			0.0000
Consumer Products	43.2786					0.0000	0.0000		0.0000	0.0000			0.0000			0.0000
Landscaping	0.0208	2.0400e-003	0.2237	2.0000e-005		8.0000e-004	8.0000e-004		8.0000e-004	8.0000e-004		0.4787	0.4787	1.2600e-003		0.5103
Total	48.8607	2.0400e-003	0.2237	2.0000e-005		8.0000e-004	8.0000e-004		8.0000e-004	8.0000e-004		0.4787	0.4787	1.2600e-003		0.5103

Mitigated

	ROG	NOx	CO	SO2	Fugitive PM10	Exhaust PM10	PM10 Total	Fugitive PM2.5	Exhaust PM2.5	PM2.5 Total	Bio- CO2	NBio- CO2	Total CO2	CH4	N2O	CO2e
SubCategory	lb/day										lb/day					
Architectural Coating	5.5613					0.0000	0.0000		0.0000	0.0000			0.0000			0.0000
Consumer Products	43.2786					0.0000	0.0000		0.0000	0.0000			0.0000			0.0000
Landscaping	0.0208	2.0400e-003	0.2237	2.0000e-005		8.0000e-004	8.0000e-004		8.0000e-004	8.0000e-004		0.4787	0.4787	1.2600e-003		0.5103
Total	48.8607	2.0400e-003	0.2237	2.0000e-005		8.0000e-004	8.0000e-004		8.0000e-004	8.0000e-004		0.4787	0.4787	1.2600e-003		0.5103

7.0 Water Detail

Merrill Commerce Center (Phase A Operations - Trucks) - San Bernardino-South Coast County, Summer

7.1 Mitigation Measures Water**8.0 Waste Detail****8.1 Mitigation Measures Waste****9.0 Operational Offroad**

Equipment Type	Number	Hours/Day	Days/Year	Horse Power	Load Factor	Fuel Type
Tractors/Loaders/Backhoes	8	4.00	365	200	0.37	CNG

UnMitigated/Mitigated

	ROG	NOx	CO	SO2	Fugitive PM10	Exhaust PM10	PM10 Total	Fugitive PM2.5	Exhaust PM2.5	PM2.5 Total	Bio- CO2	NBio- CO2	Total CO2	CH4	N2O	CO2e
Equipment Type	lb/day										lb/day					
Tractors/Loaders/Backhoes	0.9761	10.1410	6.0688	0.0254		0.3499	0.3499		0.3219	0.3219		2,454.3018	2,454.3018	0.7938		2,474.1461
Total	0.9761	10.1410	6.0688	0.0254		0.3499	0.3499		0.3219	0.3219		2,454.3018	2,454.3018	0.7938		2,474.1461

10.0 Stationary Equipment**Fire Pumps and Emergency Generators**

Equipment Type	Number	Hours/Day	Hours/Year	Horse Power	Load Factor	Fuel Type
----------------	--------	-----------	------------	-------------	-------------	-----------

Merrill Commerce Center (Phase A Operations - Trucks) - San Bernardino-South Coast County, Summer

Boilers

Equipment Type	Number	Heat Input/Day	Heat Input/Year	Boiler Rating	Fuel Type
----------------	--------	----------------	-----------------	---------------	-----------

User Defined Equipment

Equipment Type	Number
----------------	--------

11.0 Vegetation

Merrill Commerce Center (Phase A Operations - Trucks) - San Bernardino-South Coast County, Winter

Merrill Commerce Center (Phase A Operations - Trucks)
San Bernardino-South Coast County, Winter

1.0 Project Characteristics

1.1 Land Usage

Land Uses	Size	Metric	Lot Acreage	Floor Surface Area	Population
Refrigerated Warehouse-No Rail	300.00	1000sqft	6.89	300,000.00	0
Unrefrigerated Warehouse-No Rail	1,880.00	1000sqft	84.11	1,880,000.00	0
Other Asphalt Surfaces	7.43	Acre	7.43	323,650.80	0

1.2 Other Project Characteristics

Urbanization	Urban	Wind Speed (m/s)	2.2	Precipitation Freq (Days)	32
Climate Zone	10			Operational Year	2022
Utility Company	Southern California Edison				
CO2 Intensity (lb/MWhr)	702.44	CH4 Intensity (lb/MWhr)	0.029	N2O Intensity (lb/MWhr)	0.006

1.3 User Entered Comments & Non-Default Data

Merrill Commerce Center (Phase A Operations - Trucks) - San Bernardino-South Coast County, Winter

Project Characteristics -

Land Use - PA4=31.1 acres; PA5 = 59.9 acres; Right-of-Way Dedications (ROWD) = 7.43 acres (total ROWD is 28.4 acres, for analytical purposes the ROWD was split proportionally b/w each Phase)

Construction Phase - Operations Run Only.

Off-road Equipment - Operations Run Only.

Trips and VMT - Operations Run Only.

Vehicle Trips - Trip Rates based on information provided in the TIA (Urban Crossroads, 2019). Trip Length based on information provided in VMT Memo (Urban Crossroads, 2019)

Vehicle Emission Factors - EMFAC2017

Vehicle Emission Factors - EMFAC2017

Vehicle Emission Factors - EMFAC2017

Energy Use - The project will design building shells and building components to meet 2019 Title 24 Standards which expects 30% less energy for nonresidential uses.

Operational Off-Road Equipment - Based on SCAQMD High Cube Warehouse Truck Trip Study White Paper Summary of Business Survey Results (2014)

Fleet Mix - Truck Fleet Mix consist of LHDT1, MHDT, and HHDT

Table Name	Column Name	Default Value	New Value
tblConstructionPhase	NumDays	100.00	0.00
tblEnergyUse	LightingElect	2.37	1.66
tblEnergyUse	LightingElect	1.17	0.82
tblEnergyUse	T24E	1.06	0.74
tblEnergyUse	T24E	0.37	0.26
tblEnergyUse	T24NG	3.25	2.27
tblEnergyUse	T24NG	2.00	1.40
tblFleetMix	HHH	0.06	0.54
tblFleetMix	HHH	0.06	0.79
tblFleetMix	LDA	0.55	0.00
tblFleetMix	LDA	0.55	0.00
tblFleetMix	LDT1	0.04	0.00

Merrill Commerce Center (Phase A Operations - Trucks) - San Bernardino-South Coast County, Winter

tblFleetMix	LDT1	0.04	0.00
tblFleetMix	LDT2	0.18	0.00
tblFleetMix	LDT2	0.18	0.00
tblFleetMix	LHD1	0.02	0.35
tblFleetMix	LHD1	0.02	0.11
tblFleetMix	LHD2	5.1010e-003	0.00
tblFleetMix	LHD2	5.1010e-003	0.00
tblFleetMix	MCY	5.9030e-003	0.00
tblFleetMix	MCY	5.9030e-003	0.00
tblFleetMix	MDV	0.12	0.00
tblFleetMix	MDV	0.12	0.00
tblFleetMix	MH	9.4400e-004	0.00
tblFleetMix	MH	9.4400e-004	0.00
tblFleetMix	MHD	0.02	0.12
tblFleetMix	MHD	0.02	0.11
tblFleetMix	OBUS	1.3570e-003	0.00
tblFleetMix	OBUS	1.3570e-003	0.00
tblFleetMix	SBUS	8.0800e-004	0.00
tblFleetMix	SBUS	8.0800e-004	0.00
tblFleetMix	UBUS	1.5650e-003	0.00
tblFleetMix	UBUS	1.5650e-003	0.00
tblLandUse	LotAcreage	43.16	84.11
tblOffRoadEquipment	OffRoadEquipmentUnitAmount	1.00	0.00
tblOffRoadEquipment	OffRoadEquipmentUnitAmount	3.00	0.00
tblOffRoadEquipment	OffRoadEquipmentUnitAmount	2.00	0.00
tblOperationalOffRoadEquipment	OperDaysPerYear	260.00	365.00
tblOperationalOffRoadEquipment	OperFuelType	Diesel	CNG

Merrill Commerce Center (Phase A Operations - Trucks) - San Bernardino-South Coast County, Winter

tblOperationalOffRoadEquipment	OperHorsePower	97.00	200.00
tblOperationalOffRoadEquipment	OperHoursPerDay	8.00	4.00
tblOperationalOffRoadEquipment	OperOffRoadEquipmentNumber	0.00	8.00
tblVehicleEF	HHD	1.21	0.03
tblVehicleEF	HHD	0.04	0.06
tblVehicleEF	HHD	0.10	0.00
tblVehicleEF	HHD	3.29	8.22
tblVehicleEF	HHD	0.57	0.40
tblVehicleEF	HHD	1.82	2.2600e-003
tblVehicleEF	HHD	6,933.41	1,478.27
tblVehicleEF	HHD	1,475.79	1,372.23
tblVehicleEF	HHD	5.54	0.02
tblVehicleEF	HHD	26.50	7.64
tblVehicleEF	HHD	2.50	2.77
tblVehicleEF	HHD	9.7780e-003	3.7640e-003
tblVehicleEF	HHD	0.06	0.06
tblVehicleEF	HHD	0.04	0.04
tblVehicleEF	HHD	0.01	0.03
tblVehicleEF	HHD	5.1000e-005	1.0000e-006
tblVehicleEF	HHD	9.3550e-003	3.6010e-003
tblVehicleEF	HHD	0.03	0.03
tblVehicleEF	HHD	8.8810e-003	8.9170e-003
tblVehicleEF	HHD	0.01	0.03
tblVehicleEF	HHD	4.7000e-005	1.0000e-006
tblVehicleEF	HHD	8.5000e-005	3.0000e-006
tblVehicleEF	HHD	3.1910e-003	1.0400e-004
tblVehicleEF	HHD	0.84	0.59

Merrill Commerce Center (Phase A Operations - Trucks) - San Bernardino-South Coast County, Winter

tblVehicleEF	HHD	5.2000e-005	2.0000e-006
tblVehicleEF	HHD	0.08	0.05
tblVehicleEF	HHD	2.1700e-004	5.2200e-004
tblVehicleEF	HHD	0.05	1.0000e-006
tblVehicleEF	HHD	0.07	0.01
tblVehicleEF	HHD	0.01	0.01
tblVehicleEF	HHD	8.6000e-005	0.00
tblVehicleEF	HHD	8.5000e-005	3.0000e-006
tblVehicleEF	HHD	3.1910e-003	1.0400e-004
tblVehicleEF	HHD	0.97	0.67
tblVehicleEF	HHD	5.2000e-005	2.0000e-006
tblVehicleEF	HHD	0.13	0.12
tblVehicleEF	HHD	2.1700e-004	5.2200e-004
tblVehicleEF	HHD	0.06	1.0000e-006
tblVehicleEF	HHD	1.14	0.03
tblVehicleEF	HHD	0.04	0.06
tblVehicleEF	HHD	0.09	0.00
tblVehicleEF	HHD	2.39	8.07
tblVehicleEF	HHD	0.57	0.40
tblVehicleEF	HHD	1.70	2.1220e-003
tblVehicleEF	HHD	7,345.18	1,469.16
tblVehicleEF	HHD	1,475.79	1,372.23
tblVehicleEF	HHD	5.54	0.02
tblVehicleEF	HHD	27.35	7.37
tblVehicleEF	HHD	2.36	2.60
tblVehicleEF	HHD	8.2750e-003	3.3440e-003
tblVehicleEF	HHD	0.06	0.06

Merrill Commerce Center (Phase A Operations - Trucks) - San Bernardino-South Coast County, Winter

tblVehicleEF	HHD	0.04	0.04
tblVehicleEF	HHD	0.01	0.03
tblVehicleEF	HHD	5.1000e-005	1.0000e-006
tblVehicleEF	HHD	7.9170e-003	3.2000e-003
tblVehicleEF	HHD	0.03	0.03
tblVehicleEF	HHD	8.8810e-003	8.9170e-003
tblVehicleEF	HHD	0.01	0.03
tblVehicleEF	HHD	4.7000e-005	1.0000e-006
tblVehicleEF	HHD	1.6800e-004	7.0000e-006
tblVehicleEF	HHD	3.5970e-003	1.2200e-004
tblVehicleEF	HHD	0.79	0.62
tblVehicleEF	HHD	1.1700e-004	5.0000e-006
tblVehicleEF	HHD	0.08	0.05
tblVehicleEF	HHD	2.2100e-004	5.3900e-004
tblVehicleEF	HHD	0.05	1.0000e-006
tblVehicleEF	HHD	0.07	0.01
tblVehicleEF	HHD	0.01	0.01
tblVehicleEF	HHD	8.4000e-005	0.00
tblVehicleEF	HHD	1.6800e-004	7.0000e-006
tblVehicleEF	HHD	3.5970e-003	1.2200e-004
tblVehicleEF	HHD	0.91	0.71
tblVehicleEF	HHD	1.1700e-004	5.0000e-006
tblVehicleEF	HHD	0.13	0.12
tblVehicleEF	HHD	2.2100e-004	5.3900e-004
tblVehicleEF	HHD	0.06	1.0000e-006
tblVehicleEF	HHD	1.31	0.03
tblVehicleEF	HHD	0.04	2.3610e-003

Merrill Commerce Center (Phase A Operations - Trucks) - San Bernardino-South Coast County, Winter

tblVehicleEF	HHD	0.10	0.00
tblVehicleEF	HHD	4.53	8.37
tblVehicleEF	HHD	0.57	0.25
tblVehicleEF	HHD	1.79	2.2320e-003
tblVehicleEF	HHD	6,364.76	1,476.72
tblVehicleEF	HHD	1,475.79	1,332.53
tblVehicleEF	HHD	5.54	0.02
tblVehicleEF	HHD	25.32	7.94
tblVehicleEF	HHD	2.46	2.69
tblVehicleEF	HHD	0.01	4.1670e-003
tblVehicleEF	HHD	0.06	0.06
tblVehicleEF	HHD	0.04	0.04
tblVehicleEF	HHD	0.01	0.03
tblVehicleEF	HHD	5.1000e-005	1.0000e-006
tblVehicleEF	HHD	0.01	3.9860e-003
tblVehicleEF	HHD	0.03	0.03
tblVehicleEF	HHD	8.8810e-003	8.8160e-003
tblVehicleEF	HHD	0.01	0.03
tblVehicleEF	HHD	4.7000e-005	1.0000e-006
tblVehicleEF	HHD	8.5000e-005	4.0000e-006
tblVehicleEF	HHD	3.4760e-003	1.2300e-004
tblVehicleEF	HHD	0.91	0.54
tblVehicleEF	HHD	5.2000e-005	2.0000e-006
tblVehicleEF	HHD	0.08	0.05
tblVehicleEF	HHD	2.3300e-004	5.4600e-004
tblVehicleEF	HHD	0.05	1.0000e-006
tblVehicleEF	HHD	0.06	0.01

Merrill Commerce Center (Phase A Operations - Trucks) - San Bernardino-South Coast County, Winter

tblVehicleEF	HHD	0.01	0.01
tblVehicleEF	HHD	8.5000e-005	0.00
tblVehicleEF	HHD	8.5000e-005	4.0000e-006
tblVehicleEF	HHD	3.4760e-003	1.2300e-004
tblVehicleEF	HHD	1.05	0.62
tblVehicleEF	HHD	5.2000e-005	2.0000e-006
tblVehicleEF	HHD	0.13	0.06
tblVehicleEF	HHD	2.3300e-004	5.4600e-004
tblVehicleEF	HHD	0.06	1.0000e-006
tblVehicleEF	LDA	4.2030e-003	2.4360e-003
tblVehicleEF	LDA	5.6230e-003	0.05
tblVehicleEF	LDA	0.57	0.65
tblVehicleEF	LDA	1.19	2.16
tblVehicleEF	LDA	251.29	261.47
tblVehicleEF	LDA	57.15	53.86
tblVehicleEF	LDA	0.05	0.04
tblVehicleEF	LDA	1.6780e-003	1.4470e-003
tblVehicleEF	LDA	2.2790e-003	1.8580e-003
tblVehicleEF	LDA	1.5460e-003	1.3330e-003
tblVehicleEF	LDA	2.0960e-003	1.7080e-003
tblVehicleEF	LDA	0.04	0.06
tblVehicleEF	LDA	0.10	0.10
tblVehicleEF	LDA	0.03	0.05
tblVehicleEF	LDA	0.01	9.3320e-003
tblVehicleEF	LDA	0.03	0.21
tblVehicleEF	LDA	0.08	0.23
tblVehicleEF	LDA	2.5170e-003	2.5870e-003

Merrill Commerce Center (Phase A Operations - Trucks) - San Bernardino-South Coast County, Winter

tblVehicleEF	LDA	5.9200e-004	5.3300e-004
tblVehicleEF	LDA	0.04	0.06
tblVehicleEF	LDA	0.10	0.10
tblVehicleEF	LDA	0.03	0.05
tblVehicleEF	LDA	0.02	0.01
tblVehicleEF	LDA	0.03	0.21
tblVehicleEF	LDA	0.08	0.25
tblVehicleEF	LDA	4.7900e-003	2.7940e-003
tblVehicleEF	LDA	4.6890e-003	0.04
tblVehicleEF	LDA	0.71	0.79
tblVehicleEF	LDA	0.99	1.79
tblVehicleEF	LDA	274.94	285.54
tblVehicleEF	LDA	57.15	53.16
tblVehicleEF	LDA	0.05	0.04
tblVehicleEF	LDA	1.6780e-003	1.4470e-003
tblVehicleEF	LDA	2.2790e-003	1.8580e-003
tblVehicleEF	LDA	1.5460e-003	1.3330e-003
tblVehicleEF	LDA	2.0960e-003	1.7080e-003
tblVehicleEF	LDA	0.09	0.12
tblVehicleEF	LDA	0.12	0.12
tblVehicleEF	LDA	0.07	0.10
tblVehicleEF	LDA	0.01	0.01
tblVehicleEF	LDA	0.03	0.21
tblVehicleEF	LDA	0.06	0.19
tblVehicleEF	LDA	2.7550e-003	2.8250e-003
tblVehicleEF	LDA	5.8800e-004	5.2600e-004
tblVehicleEF	LDA	0.09	0.12

Merrill Commerce Center (Phase A Operations - Trucks) - San Bernardino-South Coast County, Winter

tblVehicleEF	LDA	0.12	0.12
tblVehicleEF	LDA	0.07	0.10
tblVehicleEF	LDA	0.02	0.02
tblVehicleEF	LDA	0.03	0.21
tblVehicleEF	LDA	0.07	0.21
tblVehicleEF	LDA	4.0860e-003	2.3760e-003
tblVehicleEF	LDA	5.5870e-003	0.05
tblVehicleEF	LDA	0.54	0.61
tblVehicleEF	LDA	1.18	2.12
tblVehicleEF	LDA	245.70	255.84
tblVehicleEF	LDA	57.15	53.80
tblVehicleEF	LDA	0.05	0.04
tblVehicleEF	LDA	1.6780e-003	1.4470e-003
tblVehicleEF	LDA	2.2790e-003	1.8580e-003
tblVehicleEF	LDA	1.5460e-003	1.3330e-003
tblVehicleEF	LDA	2.0960e-003	1.7080e-003
tblVehicleEF	LDA	0.05	0.06
tblVehicleEF	LDA	0.11	0.11
tblVehicleEF	LDA	0.03	0.05
tblVehicleEF	LDA	0.01	9.0880e-003
tblVehicleEF	LDA	0.04	0.24
tblVehicleEF	LDA	0.08	0.23
tblVehicleEF	LDA	2.4600e-003	2.5310e-003
tblVehicleEF	LDA	5.9100e-004	5.3200e-004
tblVehicleEF	LDA	0.05	0.06
tblVehicleEF	LDA	0.11	0.11
tblVehicleEF	LDA	0.03	0.05

Merrill Commerce Center (Phase A Operations - Trucks) - San Bernardino-South Coast County, Winter

tblVehicleEF	LDA	0.01	0.01
tblVehicleEF	LDA	0.04	0.24
tblVehicleEF	LDA	0.08	0.25
tblVehicleEF	LDT1	0.01	7.0610e-003
tblVehicleEF	LDT1	0.02	0.08
tblVehicleEF	LDT1	1.54	1.44
tblVehicleEF	LDT1	3.61	2.44
tblVehicleEF	LDT1	313.68	310.02
tblVehicleEF	LDT1	70.93	65.50
tblVehicleEF	LDT1	0.16	0.13
tblVehicleEF	LDT1	2.7050e-003	2.1940e-003
tblVehicleEF	LDT1	3.6920e-003	2.8520e-003
tblVehicleEF	LDT1	2.4910e-003	2.0190e-003
tblVehicleEF	LDT1	3.3960e-003	2.6220e-003
tblVehicleEF	LDT1	0.18	0.19
tblVehicleEF	LDT1	0.33	0.26
tblVehicleEF	LDT1	0.13	0.13
tblVehicleEF	LDT1	0.03	0.03
tblVehicleEF	LDT1	0.20	0.88
tblVehicleEF	LDT1	0.26	0.43
tblVehicleEF	LDT1	3.1570e-003	3.0680e-003
tblVehicleEF	LDT1	7.7300e-004	6.4800e-004
tblVehicleEF	LDT1	0.18	0.19
tblVehicleEF	LDT1	0.33	0.26
tblVehicleEF	LDT1	0.13	0.13
tblVehicleEF	LDT1	0.05	0.05
tblVehicleEF	LDT1	0.20	0.88

Merrill Commerce Center (Phase A Operations - Trucks) - San Bernardino-South Coast County, Winter

tblVehicleEF	LDT1	0.28	0.48
tblVehicleEF	LDT1	0.02	8.0100e-003
tblVehicleEF	LDT1	0.02	0.07
tblVehicleEF	LDT1	1.85	1.74
tblVehicleEF	LDT1	2.97	2.02
tblVehicleEF	LDT1	341.75	335.16
tblVehicleEF	LDT1	70.93	64.59
tblVehicleEF	LDT1	0.14	0.12
tblVehicleEF	LDT1	2.7050e-003	2.1940e-003
tblVehicleEF	LDT1	3.6920e-003	2.8520e-003
tblVehicleEF	LDT1	2.4910e-003	2.0190e-003
tblVehicleEF	LDT1	3.3960e-003	2.6220e-003
tblVehicleEF	LDT1	0.37	0.40
tblVehicleEF	LDT1	0.41	0.33
tblVehicleEF	LDT1	0.27	0.29
tblVehicleEF	LDT1	0.04	0.04
tblVehicleEF	LDT1	0.20	0.88
tblVehicleEF	LDT1	0.21	0.36
tblVehicleEF	LDT1	3.4420e-003	3.3170e-003
tblVehicleEF	LDT1	7.6200e-004	6.3900e-004
tblVehicleEF	LDT1	0.37	0.40
tblVehicleEF	LDT1	0.41	0.33
tblVehicleEF	LDT1	0.27	0.29
tblVehicleEF	LDT1	0.06	0.05
tblVehicleEF	LDT1	0.20	0.88
tblVehicleEF	LDT1	0.23	0.40
tblVehicleEF	LDT1	0.01	6.8960e-003

Merrill Commerce Center (Phase A Operations - Trucks) - San Bernardino-South Coast County, Winter

tblVehicleEF	LDT1	0.02	0.08
tblVehicleEF	LDT1	1.47	1.37
tblVehicleEF	LDT1	3.55	2.40
tblVehicleEF	LDT1	307.06	304.06
tblVehicleEF	LDT1	70.93	65.42
tblVehicleEF	LDT1	0.15	0.12
tblVehicleEF	LDT1	2.7050e-003	2.1940e-003
tblVehicleEF	LDT1	3.6920e-003	2.8520e-003
tblVehicleEF	LDT1	2.4910e-003	2.0190e-003
tblVehicleEF	LDT1	3.3960e-003	2.6220e-003
tblVehicleEF	LDT1	0.19	0.20
tblVehicleEF	LDT1	0.39	0.30
tblVehicleEF	LDT1	0.12	0.12
tblVehicleEF	LDT1	0.03	0.03
tblVehicleEF	LDT1	0.23	1.03
tblVehicleEF	LDT1	0.25	0.43
tblVehicleEF	LDT1	3.0890e-003	3.0090e-003
tblVehicleEF	LDT1	7.7200e-004	6.4700e-004
tblVehicleEF	LDT1	0.19	0.20
tblVehicleEF	LDT1	0.39	0.30
tblVehicleEF	LDT1	0.12	0.12
tblVehicleEF	LDT1	0.05	0.04
tblVehicleEF	LDT1	0.23	1.03
tblVehicleEF	LDT1	0.28	0.47
tblVehicleEF	LDT2	6.3270e-003	4.2800e-003
tblVehicleEF	LDT2	8.1990e-003	0.07
tblVehicleEF	LDT2	0.80	0.97

Merrill Commerce Center (Phase A Operations - Trucks) - San Bernardino-South Coast County, Winter

tblVehicleEF	LDT2	1.67	2.78
tblVehicleEF	LDT2	351.15	331.49
tblVehicleEF	LDT2	79.39	70.30
tblVehicleEF	LDT2	0.09	0.09
tblVehicleEF	LDT2	1.7270e-003	1.5180e-003
tblVehicleEF	LDT2	2.4170e-003	1.9480e-003
tblVehicleEF	LDT2	1.5880e-003	1.3970e-003
tblVehicleEF	LDT2	2.2220e-003	1.7910e-003
tblVehicleEF	LDT2	0.06	0.10
tblVehicleEF	LDT2	0.13	0.15
tblVehicleEF	LDT2	0.05	0.08
tblVehicleEF	LDT2	0.02	0.02
tblVehicleEF	LDT2	0.07	0.48
tblVehicleEF	LDT2	0.11	0.35
tblVehicleEF	LDT2	3.5180e-003	3.2800e-003
tblVehicleEF	LDT2	8.2200e-004	6.9600e-004
tblVehicleEF	LDT2	0.06	0.10
tblVehicleEF	LDT2	0.13	0.15
tblVehicleEF	LDT2	0.05	0.08
tblVehicleEF	LDT2	0.02	0.03
tblVehicleEF	LDT2	0.07	0.48
tblVehicleEF	LDT2	0.12	0.38
tblVehicleEF	LDT2	7.1840e-003	4.8870e-003
tblVehicleEF	LDT2	6.8290e-003	0.06
tblVehicleEF	LDT2	0.97	1.18
tblVehicleEF	LDT2	1.38	2.30
tblVehicleEF	LDT2	383.36	355.94

Merrill Commerce Center (Phase A Operations - Trucks) - San Bernardino-South Coast County, Winter

tblVehicleEF	LDT2	79.39	69.35
tblVehicleEF	LDT2	0.08	0.08
tblVehicleEF	LDT2	1.7270e-003	1.5180e-003
tblVehicleEF	LDT2	2.4170e-003	1.9480e-003
tblVehicleEF	LDT2	1.5880e-003	1.3970e-003
tblVehicleEF	LDT2	2.2220e-003	1.7910e-003
tblVehicleEF	LDT2	0.13	0.21
tblVehicleEF	LDT2	0.15	0.18
tblVehicleEF	LDT2	0.11	0.18
tblVehicleEF	LDT2	0.02	0.02
tblVehicleEF	LDT2	0.07	0.48
tblVehicleEF	LDT2	0.09	0.29
tblVehicleEF	LDT2	3.8420e-003	3.5220e-003
tblVehicleEF	LDT2	8.1700e-004	6.8600e-004
tblVehicleEF	LDT2	0.13	0.21
tblVehicleEF	LDT2	0.15	0.18
tblVehicleEF	LDT2	0.11	0.18
tblVehicleEF	LDT2	0.03	0.03
tblVehicleEF	LDT2	0.07	0.48
tblVehicleEF	LDT2	0.10	0.32
tblVehicleEF	LDT2	6.1560e-003	4.1770e-003
tblVehicleEF	LDT2	8.1410e-003	0.07
tblVehicleEF	LDT2	0.75	0.92
tblVehicleEF	LDT2	1.64	2.74
tblVehicleEF	LDT2	343.55	325.69
tblVehicleEF	LDT2	79.39	70.22
tblVehicleEF	LDT2	0.08	0.09

Merrill Commerce Center (Phase A Operations - Trucks) - San Bernardino-South Coast County, Winter

tblVehicleEF	LDT2	1.7270e-003	1.5180e-003
tblVehicleEF	LDT2	2.4170e-003	1.9480e-003
tblVehicleEF	LDT2	1.5880e-003	1.3970e-003
tblVehicleEF	LDT2	2.2220e-003	1.7910e-003
tblVehicleEF	LDT2	0.06	0.10
tblVehicleEF	LDT2	0.14	0.16
tblVehicleEF	LDT2	0.05	0.08
tblVehicleEF	LDT2	0.02	0.02
tblVehicleEF	LDT2	0.08	0.56
tblVehicleEF	LDT2	0.11	0.35
tblVehicleEF	LDT2	3.4410e-003	3.2220e-003
tblVehicleEF	LDT2	8.2200e-004	6.9500e-004
tblVehicleEF	LDT2	0.06	0.10
tblVehicleEF	LDT2	0.14	0.16
tblVehicleEF	LDT2	0.05	0.08
tblVehicleEF	LDT2	0.02	0.03
tblVehicleEF	LDT2	0.08	0.56
tblVehicleEF	LDT2	0.12	0.38
tblVehicleEF	LHD1	5.2170e-003	4.8640e-003
tblVehicleEF	LHD1	0.01	6.5090e-003
tblVehicleEF	LHD1	0.02	0.02
tblVehicleEF	LHD1	0.14	0.17
tblVehicleEF	LHD1	1.07	0.88
tblVehicleEF	LHD1	2.60	1.03
tblVehicleEF	LHD1	9.23	9.35
tblVehicleEF	LHD1	609.20	648.62
tblVehicleEF	LHD1	30.40	10.79

Merrill Commerce Center (Phase A Operations - Trucks) - San Bernardino-South Coast County, Winter

tblVehicleEF	LHD1	0.09	0.08
tblVehicleEF	LHD1	2.12	1.54
tblVehicleEF	LHD1	9.6500e-004	9.5300e-004
tblVehicleEF	LHD1	0.01	9.9680e-003
tblVehicleEF	LHD1	0.01	0.01
tblVehicleEF	LHD1	9.5800e-004	2.6300e-004
tblVehicleEF	LHD1	9.2400e-004	9.1200e-004
tblVehicleEF	LHD1	2.5390e-003	2.4920e-003
tblVehicleEF	LHD1	0.01	0.01
tblVehicleEF	LHD1	8.8100e-004	2.4200e-004
tblVehicleEF	LHD1	3.7070e-003	3.1750e-003
tblVehicleEF	LHD1	0.11	0.09
tblVehicleEF	LHD1	0.02	0.02
tblVehicleEF	LHD1	1.8240e-003	1.5420e-003
tblVehicleEF	LHD1	0.08	0.07
tblVehicleEF	LHD1	0.35	0.60
tblVehicleEF	LHD1	0.27	0.08
tblVehicleEF	LHD1	9.2000e-005	9.0000e-005
tblVehicleEF	LHD1	5.9760e-003	6.3130e-003
tblVehicleEF	LHD1	3.5300e-004	1.0700e-004
tblVehicleEF	LHD1	3.7070e-003	3.1750e-003
tblVehicleEF	LHD1	0.11	0.09
tblVehicleEF	LHD1	0.02	0.03
tblVehicleEF	LHD1	1.8240e-003	1.5420e-003
tblVehicleEF	LHD1	0.10	0.08
tblVehicleEF	LHD1	0.35	0.60
tblVehicleEF	LHD1	0.29	0.09

Merrill Commerce Center (Phase A Operations - Trucks) - San Bernardino-South Coast County, Winter

tblVehicleEF	LHD1	5.2170e-003	4.8790e-003
tblVehicleEF	LHD1	0.01	6.6670e-003
tblVehicleEF	LHD1	0.02	0.02
tblVehicleEF	LHD1	0.14	0.17
tblVehicleEF	LHD1	1.09	0.90
tblVehicleEF	LHD1	2.43	0.97
tblVehicleEF	LHD1	9.23	9.35
tblVehicleEF	LHD1	609.20	648.66
tblVehicleEF	LHD1	30.40	10.67
tblVehicleEF	LHD1	0.09	0.08
tblVehicleEF	LHD1	1.98	1.44
tblVehicleEF	LHD1	9.6500e-004	9.5300e-004
tblVehicleEF	LHD1	0.01	9.9680e-003
tblVehicleEF	LHD1	0.01	0.01
tblVehicleEF	LHD1	9.5800e-004	2.6300e-004
tblVehicleEF	LHD1	9.2400e-004	9.1200e-004
tblVehicleEF	LHD1	2.5390e-003	2.4920e-003
tblVehicleEF	LHD1	0.01	0.01
tblVehicleEF	LHD1	8.8100e-004	2.4200e-004
tblVehicleEF	LHD1	7.3080e-003	6.2980e-003
tblVehicleEF	LHD1	0.13	0.11
tblVehicleEF	LHD1	0.02	0.02
tblVehicleEF	LHD1	4.1220e-003	3.5370e-003
tblVehicleEF	LHD1	0.09	0.07
tblVehicleEF	LHD1	0.36	0.60
tblVehicleEF	LHD1	0.25	0.08
tblVehicleEF	LHD1	9.2000e-005	9.0000e-005

Merrill Commerce Center (Phase A Operations - Trucks) - San Bernardino-South Coast County, Winter

tblVehicleEF	LHD1	5.9770e-003	6.3140e-003
tblVehicleEF	LHD1	3.5000e-004	1.0600e-004
tblVehicleEF	LHD1	7.3080e-003	6.2980e-003
tblVehicleEF	LHD1	0.13	0.11
tblVehicleEF	LHD1	0.02	0.03
tblVehicleEF	LHD1	4.1220e-003	3.5370e-003
tblVehicleEF	LHD1	0.11	0.09
tblVehicleEF	LHD1	0.36	0.60
tblVehicleEF	LHD1	0.28	0.08
tblVehicleEF	LHD1	5.2170e-003	4.8670e-003
tblVehicleEF	LHD1	0.01	6.5250e-003
tblVehicleEF	LHD1	0.02	0.02
tblVehicleEF	LHD1	0.14	0.17
tblVehicleEF	LHD1	1.07	0.89
tblVehicleEF	LHD1	2.55	1.02
tblVehicleEF	LHD1	9.23	9.35
tblVehicleEF	LHD1	609.20	648.63
tblVehicleEF	LHD1	30.40	10.76
tblVehicleEF	LHD1	0.09	0.08
tblVehicleEF	LHD1	2.08	1.51
tblVehicleEF	LHD1	9.6500e-004	9.5300e-004
tblVehicleEF	LHD1	0.01	9.9680e-003
tblVehicleEF	LHD1	0.01	0.01
tblVehicleEF	LHD1	9.5800e-004	2.6300e-004
tblVehicleEF	LHD1	9.2400e-004	9.1200e-004
tblVehicleEF	LHD1	2.5390e-003	2.4920e-003
tblVehicleEF	LHD1	0.01	0.01

Merrill Commerce Center (Phase A Operations - Trucks) - San Bernardino-South Coast County, Winter

tblVehicleEF	LHD1	8.8100e-004	2.4200e-004
tblVehicleEF	LHD1	4.0430e-003	3.5090e-003
tblVehicleEF	LHD1	0.13	0.10
tblVehicleEF	LHD1	0.02	0.02
tblVehicleEF	LHD1	1.7940e-003	1.5200e-003
tblVehicleEF	LHD1	0.08	0.07
tblVehicleEF	LHD1	0.38	0.64
tblVehicleEF	LHD1	0.26	0.08
tblVehicleEF	LHD1	9.2000e-005	9.0000e-005
tblVehicleEF	LHD1	5.9760e-003	6.3130e-003
tblVehicleEF	LHD1	3.5200e-004	1.0600e-004
tblVehicleEF	LHD1	4.0430e-003	3.5090e-003
tblVehicleEF	LHD1	0.13	0.10
tblVehicleEF	LHD1	0.02	0.03
tblVehicleEF	LHD1	1.7940e-003	1.5200e-003
tblVehicleEF	LHD1	0.10	0.08
tblVehicleEF	LHD1	0.38	0.64
tblVehicleEF	LHD1	0.29	0.09
tblVehicleEF	LHD2	3.5950e-003	3.3090e-003
tblVehicleEF	LHD2	4.6110e-003	4.1580e-003
tblVehicleEF	LHD2	8.1370e-003	9.5080e-003
tblVehicleEF	LHD2	0.12	0.14
tblVehicleEF	LHD2	0.50	0.56
tblVehicleEF	LHD2	1.20	0.61
tblVehicleEF	LHD2	14.27	14.55
tblVehicleEF	LHD2	608.52	648.96
tblVehicleEF	LHD2	24.46	7.78

Merrill Commerce Center (Phase A Operations - Trucks) - San Bernardino-South Coast County, Winter

tblVehicleEF	LHD2	0.11	0.11
tblVehicleEF	LHD2	1.49	1.65
tblVehicleEF	LHD2	1.2830e-003	1.4030e-003
tblVehicleEF	LHD2	0.01	0.01
tblVehicleEF	LHD2	0.01	0.01
tblVehicleEF	LHD2	4.0000e-004	1.2600e-004
tblVehicleEF	LHD2	1.2280e-003	1.3430e-003
tblVehicleEF	LHD2	2.6860e-003	2.6930e-003
tblVehicleEF	LHD2	0.01	0.01
tblVehicleEF	LHD2	3.6800e-004	1.1600e-004
tblVehicleEF	LHD2	1.3070e-003	1.5580e-003
tblVehicleEF	LHD2	0.04	0.05
tblVehicleEF	LHD2	0.01	0.02
tblVehicleEF	LHD2	7.0300e-004	8.0000e-004
tblVehicleEF	LHD2	0.06	0.06
tblVehicleEF	LHD2	0.09	0.29
tblVehicleEF	LHD2	0.11	0.05
tblVehicleEF	LHD2	5.9200e-003	6.2610e-003
tblVehicleEF	LHD2	2.6700e-004	7.7000e-005
tblVehicleEF	LHD2	1.3070e-003	1.5580e-003
tblVehicleEF	LHD2	0.04	0.05
tblVehicleEF	LHD2	0.02	0.02
tblVehicleEF	LHD2	7.0300e-004	8.0000e-004
tblVehicleEF	LHD2	0.07	0.07
tblVehicleEF	LHD2	0.09	0.29
tblVehicleEF	LHD2	0.12	0.05
tblVehicleEF	LHD2	3.5950e-003	3.3190e-003

Merrill Commerce Center (Phase A Operations - Trucks) - San Bernardino-South Coast County, Winter

tblVehicleEF	LHD2	4.6760e-003	4.2030e-003
tblVehicleEF	LHD2	7.7630e-003	9.0810e-003
tblVehicleEF	LHD2	0.12	0.14
tblVehicleEF	LHD2	0.50	0.56
tblVehicleEF	LHD2	1.13	0.57
tblVehicleEF	LHD2	14.27	14.55
tblVehicleEF	LHD2	608.52	648.97
tblVehicleEF	LHD2	24.46	7.71
tblVehicleEF	LHD2	0.11	0.11
tblVehicleEF	LHD2	1.40	1.55
tblVehicleEF	LHD2	1.2830e-003	1.4030e-003
tblVehicleEF	LHD2	0.01	0.01
tblVehicleEF	LHD2	0.01	0.01
tblVehicleEF	LHD2	4.0000e-004	1.2600e-004
tblVehicleEF	LHD2	1.2280e-003	1.3430e-003
tblVehicleEF	LHD2	2.6860e-003	2.6930e-003
tblVehicleEF	LHD2	0.01	0.01
tblVehicleEF	LHD2	3.6800e-004	1.1600e-004
tblVehicleEF	LHD2	2.5220e-003	3.0280e-003
tblVehicleEF	LHD2	0.04	0.06
tblVehicleEF	LHD2	0.01	0.02
tblVehicleEF	LHD2	1.5220e-003	1.7650e-003
tblVehicleEF	LHD2	0.06	0.06
tblVehicleEF	LHD2	0.09	0.29
tblVehicleEF	LHD2	0.10	0.04
tblVehicleEF	LHD2	5.9200e-003	6.2610e-003
tblVehicleEF	LHD2	2.6500e-004	7.6000e-005

Merrill Commerce Center (Phase A Operations - Trucks) - San Bernardino-South Coast County, Winter

tblVehicleEF	LHD2	2.5220e-003	3.0280e-003
tblVehicleEF	LHD2	0.04	0.06
tblVehicleEF	LHD2	0.02	0.02
tblVehicleEF	LHD2	1.5220e-003	1.7650e-003
tblVehicleEF	LHD2	0.07	0.07
tblVehicleEF	LHD2	0.09	0.29
tblVehicleEF	LHD2	0.11	0.05
tblVehicleEF	LHD2	3.5950e-003	3.3110e-003
tblVehicleEF	LHD2	4.6180e-003	4.1630e-003
tblVehicleEF	LHD2	8.0640e-003	9.4270e-003
tblVehicleEF	LHD2	0.12	0.14
tblVehicleEF	LHD2	0.50	0.56
tblVehicleEF	LHD2	1.19	0.60
tblVehicleEF	LHD2	14.27	14.55
tblVehicleEF	LHD2	608.52	648.96
tblVehicleEF	LHD2	24.46	7.77
tblVehicleEF	LHD2	0.11	0.11
tblVehicleEF	LHD2	1.46	1.62
tblVehicleEF	LHD2	1.2830e-003	1.4030e-003
tblVehicleEF	LHD2	0.01	0.01
tblVehicleEF	LHD2	0.01	0.01
tblVehicleEF	LHD2	4.0000e-004	1.2600e-004
tblVehicleEF	LHD2	1.2280e-003	1.3430e-003
tblVehicleEF	LHD2	2.6860e-003	2.6930e-003
tblVehicleEF	LHD2	0.01	0.01
tblVehicleEF	LHD2	3.6800e-004	1.1600e-004
tblVehicleEF	LHD2	1.3460e-003	1.6400e-003

Merrill Commerce Center (Phase A Operations - Trucks) - San Bernardino-South Coast County, Winter

tblVehicleEF	LHD2	0.04	0.05
tblVehicleEF	LHD2	0.01	0.02
tblVehicleEF	LHD2	6.8700e-004	7.8100e-004
tblVehicleEF	LHD2	0.06	0.06
tblVehicleEF	LHD2	0.10	0.31
tblVehicleEF	LHD2	0.11	0.05
tblVehicleEF	LHD2	5.9200e-003	6.2610e-003
tblVehicleEF	LHD2	2.6600e-004	7.7000e-005
tblVehicleEF	LHD2	1.3460e-003	1.6400e-003
tblVehicleEF	LHD2	0.04	0.05
tblVehicleEF	LHD2	0.02	0.02
tblVehicleEF	LHD2	6.8700e-004	7.8100e-004
tblVehicleEF	LHD2	0.07	0.07
tblVehicleEF	LHD2	0.10	0.31
tblVehicleEF	LHD2	0.12	0.05
tblVehicleEF	MCY	0.43	0.33
tblVehicleEF	MCY	0.16	0.25
tblVehicleEF	MCY	20.55	20.74
tblVehicleEF	MCY	9.93	8.78
tblVehicleEF	MCY	167.73	210.98
tblVehicleEF	MCY	46.45	61.55
tblVehicleEF	MCY	1.16	1.17
tblVehicleEF	MCY	1.8610e-003	1.8280e-003
tblVehicleEF	MCY	3.6730e-003	3.0520e-003
tblVehicleEF	MCY	1.7420e-003	1.7110e-003
tblVehicleEF	MCY	3.4650e-003	2.8770e-003
tblVehicleEF	MCY	1.45	1.44

Merrill Commerce Center (Phase A Operations - Trucks) - San Bernardino-South Coast County, Winter

tblVehicleEF	MCY	0.84	0.84
tblVehicleEF	MCY	0.80	0.80
tblVehicleEF	MCY	2.23	2.23
tblVehicleEF	MCY	0.49	2.04
tblVehicleEF	MCY	2.16	1.90
tblVehicleEF	MCY	2.0770e-003	2.0880e-003
tblVehicleEF	MCY	6.9000e-004	6.0900e-004
tblVehicleEF	MCY	1.45	1.44
tblVehicleEF	MCY	0.84	0.84
tblVehicleEF	MCY	0.80	0.80
tblVehicleEF	MCY	2.74	2.74
tblVehicleEF	MCY	0.49	2.04
tblVehicleEF	MCY	2.35	2.07
tblVehicleEF	MCY	0.42	0.32
tblVehicleEF	MCY	0.14	0.22
tblVehicleEF	MCY	20.68	20.87
tblVehicleEF	MCY	9.05	7.97
tblVehicleEF	MCY	167.73	210.98
tblVehicleEF	MCY	46.45	59.35
tblVehicleEF	MCY	0.99	0.99
tblVehicleEF	MCY	1.8610e-003	1.8280e-003
tblVehicleEF	MCY	3.6730e-003	3.0520e-003
tblVehicleEF	MCY	1.7420e-003	1.7110e-003
tblVehicleEF	MCY	3.4650e-003	2.8770e-003
tblVehicleEF	MCY	3.14	3.14
tblVehicleEF	MCY	1.27	1.28
tblVehicleEF	MCY	2.13	2.12

Merrill Commerce Center (Phase A Operations - Trucks) - San Bernardino-South Coast County, Winter

tblVehicleEF	MCY	2.17	2.17
tblVehicleEF	MCY	0.49	2.03
tblVehicleEF	MCY	1.86	1.63
tblVehicleEF	MCY	2.0770e-003	2.0880e-003
tblVehicleEF	MCY	6.6700e-004	5.8700e-004
tblVehicleEF	MCY	3.14	3.14
tblVehicleEF	MCY	1.27	1.28
tblVehicleEF	MCY	2.13	2.12
tblVehicleEF	MCY	2.67	2.67
tblVehicleEF	MCY	0.49	2.03
tblVehicleEF	MCY	2.02	1.77
tblVehicleEF	MCY	0.42	0.32
tblVehicleEF	MCY	0.15	0.24
tblVehicleEF	MCY	19.63	19.79
tblVehicleEF	MCY	9.55	8.43
tblVehicleEF	MCY	167.73	209.35
tblVehicleEF	MCY	46.45	60.75
tblVehicleEF	MCY	1.12	1.12
tblVehicleEF	MCY	1.8610e-003	1.8280e-003
tblVehicleEF	MCY	3.6730e-003	3.0520e-003
tblVehicleEF	MCY	1.7420e-003	1.7110e-003
tblVehicleEF	MCY	3.4650e-003	2.8770e-003
tblVehicleEF	MCY	1.71	1.70
tblVehicleEF	MCY	1.13	1.12
tblVehicleEF	MCY	0.72	0.71
tblVehicleEF	MCY	2.19	2.20
tblVehicleEF	MCY	0.56	2.32

Merrill Commerce Center (Phase A Operations - Trucks) - San Bernardino-South Coast County, Winter

tblVehicleEF	MCY	2.08	1.83
tblVehicleEF	MCY	2.0610e-003	2.0720e-003
tblVehicleEF	MCY	6.8200e-004	6.0100e-004
tblVehicleEF	MCY	1.71	1.70
tblVehicleEF	MCY	1.13	1.12
tblVehicleEF	MCY	0.72	0.71
tblVehicleEF	MCY	2.69	2.69
tblVehicleEF	MCY	0.56	2.32
tblVehicleEF	MCY	2.27	1.99
tblVehicleEF	MDV	0.01	5.5560e-003
tblVehicleEF	MDV	0.02	0.09
tblVehicleEF	MDV	1.35	1.14
tblVehicleEF	MDV	3.25	3.33
tblVehicleEF	MDV	483.94	412.02
tblVehicleEF	MDV	107.92	87.05
tblVehicleEF	MDV	0.17	0.12
tblVehicleEF	MDV	1.8260e-003	1.6290e-003
tblVehicleEF	MDV	2.5170e-003	2.0560e-003
tblVehicleEF	MDV	1.6830e-003	1.5030e-003
tblVehicleEF	MDV	2.3150e-003	1.8910e-003
tblVehicleEF	MDV	0.10	0.12
tblVehicleEF	MDV	0.20	0.17
tblVehicleEF	MDV	0.08	0.10
tblVehicleEF	MDV	0.03	0.02
tblVehicleEF	MDV	0.11	0.52
tblVehicleEF	MDV	0.25	0.45
tblVehicleEF	MDV	4.8500e-003	4.0740e-003

Merrill Commerce Center (Phase A Operations - Trucks) - San Bernardino-South Coast County, Winter

tblVehicleEF	MDV	1.1370e-003	8.6100e-004
tblVehicleEF	MDV	0.10	0.12
tblVehicleEF	MDV	0.20	0.17
tblVehicleEF	MDV	0.08	0.10
tblVehicleEF	MDV	0.05	0.03
tblVehicleEF	MDV	0.11	0.52
tblVehicleEF	MDV	0.28	0.50
tblVehicleEF	MDV	0.01	6.3580e-003
tblVehicleEF	MDV	0.02	0.08
tblVehicleEF	MDV	1.64	1.38
tblVehicleEF	MDV	2.69	2.75
tblVehicleEF	MDV	526.85	437.99
tblVehicleEF	MDV	107.92	85.88
tblVehicleEF	MDV	0.16	0.11
tblVehicleEF	MDV	1.8260e-003	1.6290e-003
tblVehicleEF	MDV	2.5170e-003	2.0560e-003
tblVehicleEF	MDV	1.6830e-003	1.5030e-003
tblVehicleEF	MDV	2.3150e-003	1.8910e-003
tblVehicleEF	MDV	0.20	0.24
tblVehicleEF	MDV	0.23	0.20
tblVehicleEF	MDV	0.17	0.21
tblVehicleEF	MDV	0.04	0.03
tblVehicleEF	MDV	0.11	0.52
tblVehicleEF	MDV	0.21	0.38
tblVehicleEF	MDV	5.2830e-003	4.3310e-003
tblVehicleEF	MDV	1.1260e-003	8.5000e-004
tblVehicleEF	MDV	0.20	0.24

Merrill Commerce Center (Phase A Operations - Trucks) - San Bernardino-South Coast County, Winter

tblVehicleEF	MDV	0.23	0.20
tblVehicleEF	MDV	0.17	0.21
tblVehicleEF	MDV	0.05	0.04
tblVehicleEF	MDV	0.11	0.52
tblVehicleEF	MDV	0.23	0.42
tblVehicleEF	MDV	0.01	5.4100e-003
tblVehicleEF	MDV	0.02	0.09
tblVehicleEF	MDV	1.28	1.08
tblVehicleEF	MDV	3.20	3.28
tblVehicleEF	MDV	473.93	405.86
tblVehicleEF	MDV	107.92	86.95
tblVehicleEF	MDV	0.16	0.11
tblVehicleEF	MDV	1.8260e-003	1.6290e-003
tblVehicleEF	MDV	2.5170e-003	2.0560e-003
tblVehicleEF	MDV	1.6830e-003	1.5030e-003
tblVehicleEF	MDV	2.3150e-003	1.8910e-003
tblVehicleEF	MDV	0.10	0.11
tblVehicleEF	MDV	0.22	0.19
tblVehicleEF	MDV	0.08	0.10
tblVehicleEF	MDV	0.03	0.02
tblVehicleEF	MDV	0.13	0.60
tblVehicleEF	MDV	0.25	0.45
tblVehicleEF	MDV	4.7490e-003	4.0130e-003
tblVehicleEF	MDV	1.1360e-003	8.6000e-004
tblVehicleEF	MDV	0.10	0.11
tblVehicleEF	MDV	0.22	0.19
tblVehicleEF	MDV	0.08	0.10

Merrill Commerce Center (Phase A Operations - Trucks) - San Bernardino-South Coast County, Winter

tblVehicleEF	MDV	0.04	0.03
tblVehicleEF	MDV	0.13	0.60
tblVehicleEF	MDV	0.27	0.49
tblVehicleEF	MH	0.04	3.7970e-003
tblVehicleEF	MH	0.03	0.00
tblVehicleEF	MH	3.07	0.36
tblVehicleEF	MH	6.43	0.00
tblVehicleEF	MH	1,045.05	951.23
tblVehicleEF	MH	59.49	0.00
tblVehicleEF	MH	1.54	4.54
tblVehicleEF	MH	0.01	0.02
tblVehicleEF	MH	0.04	0.14
tblVehicleEF	MH	1.1740e-003	0.00
tblVehicleEF	MH	3.2230e-003	4.0000e-003
tblVehicleEF	MH	0.04	0.14
tblVehicleEF	MH	1.0790e-003	0.00
tblVehicleEF	MH	1.47	0.00
tblVehicleEF	MH	0.09	0.00
tblVehicleEF	MH	0.51	0.00
tblVehicleEF	MH	0.10	0.08
tblVehicleEF	MH	0.03	0.00
tblVehicleEF	MH	0.37	0.00
tblVehicleEF	MH	0.01	8.9930e-003
tblVehicleEF	MH	7.0700e-004	0.00
tblVehicleEF	MH	1.47	0.00
tblVehicleEF	MH	0.09	0.00
tblVehicleEF	MH	0.51	0.00

Merrill Commerce Center (Phase A Operations - Trucks) - San Bernardino-South Coast County, Winter

tblVehicleEF	MH	0.14	0.09
tblVehicleEF	MH	0.03	0.00
tblVehicleEF	MH	0.40	0.00
tblVehicleEF	MH	0.04	3.7970e-003
tblVehicleEF	MH	0.03	0.00
tblVehicleEF	MH	3.19	0.36
tblVehicleEF	MH	5.84	0.00
tblVehicleEF	MH	1,045.05	951.23
tblVehicleEF	MH	59.49	0.00
tblVehicleEF	MH	1.41	4.26
tblVehicleEF	MH	0.01	0.02
tblVehicleEF	MH	0.04	0.14
tblVehicleEF	MH	1.1740e-003	0.00
tblVehicleEF	MH	3.2230e-003	4.0000e-003
tblVehicleEF	MH	0.04	0.14
tblVehicleEF	MH	1.0790e-003	0.00
tblVehicleEF	MH	2.91	0.00
tblVehicleEF	MH	0.11	0.00
tblVehicleEF	MH	1.21	0.00
tblVehicleEF	MH	0.11	0.08
tblVehicleEF	MH	0.03	0.00
tblVehicleEF	MH	0.34	0.00
tblVehicleEF	MH	0.01	8.9930e-003
tblVehicleEF	MH	6.9700e-004	0.00
tblVehicleEF	MH	2.91	0.00
tblVehicleEF	MH	0.11	0.00
tblVehicleEF	MH	1.21	0.00

Merrill Commerce Center (Phase A Operations - Trucks) - San Bernardino-South Coast County, Winter

tblVehicleEF	MH	0.15	0.09
tblVehicleEF	MH	0.03	0.00
tblVehicleEF	MH	0.38	0.00
tblVehicleEF	MH	0.04	3.7970e-003
tblVehicleEF	MH	0.03	0.00
tblVehicleEF	MH	3.08	0.36
tblVehicleEF	MH	6.36	0.00
tblVehicleEF	MH	1,045.05	951.23
tblVehicleEF	MH	59.49	0.00
tblVehicleEF	MH	1.51	4.46
tblVehicleEF	MH	0.01	0.02
tblVehicleEF	MH	0.04	0.14
tblVehicleEF	MH	1.1740e-003	0.00
tblVehicleEF	MH	3.2230e-003	4.0000e-003
tblVehicleEF	MH	0.04	0.14
tblVehicleEF	MH	1.0790e-003	0.00
tblVehicleEF	MH	1.75	0.00
tblVehicleEF	MH	0.11	0.00
tblVehicleEF	MH	0.53	0.00
tblVehicleEF	MH	0.10	0.08
tblVehicleEF	MH	0.03	0.00
tblVehicleEF	MH	0.37	0.00
tblVehicleEF	MH	0.01	8.9930e-003
tblVehicleEF	MH	7.0600e-004	0.00
tblVehicleEF	MH	1.75	0.00
tblVehicleEF	MH	0.11	0.00
tblVehicleEF	MH	0.53	0.00

Merrill Commerce Center (Phase A Operations - Trucks) - San Bernardino-South Coast County, Winter

tblVehicleEF	MH	0.15	0.09
tblVehicleEF	MH	0.03	0.00
tblVehicleEF	MH	0.40	0.00
tblVehicleEF	MHD	0.02	3.1740e-003
tblVehicleEF	MHD	3.5160e-003	3.4880e-003
tblVehicleEF	MHD	0.05	8.5120e-003
tblVehicleEF	MHD	0.32	0.34
tblVehicleEF	MHD	0.27	0.35
tblVehicleEF	MHD	5.32	0.97
tblVehicleEF	MHD	156.91	69.07
tblVehicleEF	MHD	1,101.52	999.60
tblVehicleEF	MHD	52.43	8.24
tblVehicleEF	MHD	0.60	0.51
tblVehicleEF	MHD	0.99	1.54
tblVehicleEF	MHD	3.8600e-004	1.1810e-003
tblVehicleEF	MHD	5.0030e-003	0.03
tblVehicleEF	MHD	7.6400e-004	1.0000e-004
tblVehicleEF	MHD	3.6900e-004	1.1300e-003
tblVehicleEF	MHD	4.7830e-003	0.03
tblVehicleEF	MHD	7.0300e-004	9.2000e-005
tblVehicleEF	MHD	1.2800e-003	5.9300e-004
tblVehicleEF	MHD	0.04	0.02
tblVehicleEF	MHD	0.02	0.02
tblVehicleEF	MHD	6.5100e-004	3.0000e-004
tblVehicleEF	MHD	0.04	0.05
tblVehicleEF	MHD	0.02	0.11
tblVehicleEF	MHD	0.32	0.04

Merrill Commerce Center (Phase A Operations - Trucks) - San Bernardino-South Coast County, Winter

tblVehicleEF	MHD	1.5080e-003	6.5500e-004
tblVehicleEF	MHD	0.01	9.5250e-003
tblVehicleEF	MHD	6.1700e-004	8.2000e-005
tblVehicleEF	MHD	1.2800e-003	5.9300e-004
tblVehicleEF	MHD	0.04	0.02
tblVehicleEF	MHD	0.03	0.02
tblVehicleEF	MHD	6.5100e-004	3.0000e-004
tblVehicleEF	MHD	0.04	0.06
tblVehicleEF	MHD	0.02	0.11
tblVehicleEF	MHD	0.35	0.05
tblVehicleEF	MHD	0.02	3.0170e-003
tblVehicleEF	MHD	3.5800e-003	3.5290e-003
tblVehicleEF	MHD	0.05	8.1180e-003
tblVehicleEF	MHD	0.24	0.28
tblVehicleEF	MHD	0.28	0.36
tblVehicleEF	MHD	4.97	0.91
tblVehicleEF	MHD	166.20	69.79
tblVehicleEF	MHD	1,101.52	999.60
tblVehicleEF	MHD	52.43	8.13
tblVehicleEF	MHD	0.62	0.51
tblVehicleEF	MHD	0.92	1.44
tblVehicleEF	MHD	3.2500e-004	9.9900e-004
tblVehicleEF	MHD	5.0030e-003	0.03
tblVehicleEF	MHD	7.6400e-004	1.0000e-004
tblVehicleEF	MHD	3.1100e-004	9.5500e-004
tblVehicleEF	MHD	4.7830e-003	0.03
tblVehicleEF	MHD	7.0300e-004	9.2000e-005

Merrill Commerce Center (Phase A Operations - Trucks) - San Bernardino-South Coast County, Winter

tblVehicleEF	MHD	2.5300e-003	1.1740e-003
tblVehicleEF	MHD	0.05	0.02
tblVehicleEF	MHD	0.02	0.02
tblVehicleEF	MHD	1.5010e-003	6.9400e-004
tblVehicleEF	MHD	0.04	0.05
tblVehicleEF	MHD	0.02	0.11
tblVehicleEF	MHD	0.30	0.04
tblVehicleEF	MHD	1.5950e-003	6.6200e-004
tblVehicleEF	MHD	0.01	9.5250e-003
tblVehicleEF	MHD	6.1100e-004	8.1000e-005
tblVehicleEF	MHD	2.5300e-003	1.1740e-003
tblVehicleEF	MHD	0.05	0.02
tblVehicleEF	MHD	0.03	0.02
tblVehicleEF	MHD	1.5010e-003	6.9400e-004
tblVehicleEF	MHD	0.04	0.06
tblVehicleEF	MHD	0.02	0.11
tblVehicleEF	MHD	0.33	0.05
tblVehicleEF	MHD	0.02	3.4070e-003
tblVehicleEF	MHD	3.5220e-003	3.4910e-003
tblVehicleEF	MHD	0.05	8.4150e-003
tblVehicleEF	MHD	0.45	0.41
tblVehicleEF	MHD	0.27	0.35
tblVehicleEF	MHD	5.23	0.96
tblVehicleEF	MHD	144.06	68.08
tblVehicleEF	MHD	1,101.52	999.60
tblVehicleEF	MHD	52.43	8.22
tblVehicleEF	MHD	0.57	0.51

Merrill Commerce Center (Phase A Operations - Trucks) - San Bernardino-South Coast County, Winter

tblVehicleEF	MHD	0.97	1.51
tblVehicleEF	MHD	4.7000e-004	1.4340e-003
tblVehicleEF	MHD	5.0030e-003	0.03
tblVehicleEF	MHD	7.6400e-004	1.0000e-004
tblVehicleEF	MHD	4.4900e-004	1.3720e-003
tblVehicleEF	MHD	4.7830e-003	0.03
tblVehicleEF	MHD	7.0300e-004	9.2000e-005
tblVehicleEF	MHD	1.3890e-003	6.4600e-004
tblVehicleEF	MHD	0.05	0.02
tblVehicleEF	MHD	0.03	0.02
tblVehicleEF	MHD	6.4000e-004	2.9500e-004
tblVehicleEF	MHD	0.04	0.05
tblVehicleEF	MHD	0.02	0.12
tblVehicleEF	MHD	0.32	0.04
tblVehicleEF	MHD	1.3860e-003	6.4600e-004
tblVehicleEF	MHD	0.01	9.5250e-003
tblVehicleEF	MHD	6.1600e-004	8.1000e-005
tblVehicleEF	MHD	1.3890e-003	6.4600e-004
tblVehicleEF	MHD	0.05	0.02
tblVehicleEF	MHD	0.04	0.02
tblVehicleEF	MHD	6.4000e-004	2.9500e-004
tblVehicleEF	MHD	0.04	0.06
tblVehicleEF	MHD	0.02	0.12
tblVehicleEF	MHD	0.35	0.05
tblVehicleEF	OBUS	0.01	9.1480e-003
tblVehicleEF	OBUS	9.9110e-003	8.5440e-003
tblVehicleEF	OBUS	0.03	0.03

Merrill Commerce Center (Phase A Operations - Trucks) - San Bernardino-South Coast County, Winter

tblVehicleEF	OBUS	0.26	0.48
tblVehicleEF	OBUS	0.63	0.98
tblVehicleEF	OBUS	6.27	2.73
tblVehicleEF	OBUS	70.35	66.56
tblVehicleEF	OBUS	1,121.50	1,475.42
tblVehicleEF	OBUS	70.70	21.88
tblVehicleEF	OBUS	0.28	0.29
tblVehicleEF	OBUS	0.97	1.13
tblVehicleEF	OBUS	6.4000e-005	5.0000e-004
tblVehicleEF	OBUS	4.6440e-003	0.01
tblVehicleEF	OBUS	9.2900e-004	2.3000e-004
tblVehicleEF	OBUS	6.1000e-005	4.7800e-004
tblVehicleEF	OBUS	4.4220e-003	0.01
tblVehicleEF	OBUS	8.5400e-004	2.1200e-004
tblVehicleEF	OBUS	2.1800e-003	2.7870e-003
tblVehicleEF	OBUS	0.02	0.03
tblVehicleEF	OBUS	0.04	0.05
tblVehicleEF	OBUS	9.3100e-004	1.1430e-003
tblVehicleEF	OBUS	0.04	0.06
tblVehicleEF	OBUS	0.05	0.31
tblVehicleEF	OBUS	0.38	0.13
tblVehicleEF	OBUS	6.8400e-004	6.3600e-004
tblVehicleEF	OBUS	0.01	0.01
tblVehicleEF	OBUS	8.1700e-004	2.1700e-004
tblVehicleEF	OBUS	2.1800e-003	2.7870e-003
tblVehicleEF	OBUS	0.02	0.03
tblVehicleEF	OBUS	0.05	0.07

Merrill Commerce Center (Phase A Operations - Trucks) - San Bernardino-South Coast County, Winter

tblVehicleEF	OBUS	9.3100e-004	1.1430e-003
tblVehicleEF	OBUS	0.06	0.07
tblVehicleEF	OBUS	0.05	0.31
tblVehicleEF	OBUS	0.42	0.14
tblVehicleEF	OBUS	0.01	9.2020e-003
tblVehicleEF	OBUS	0.01	8.7760e-003
tblVehicleEF	OBUS	0.03	0.02
tblVehicleEF	OBUS	0.26	0.47
tblVehicleEF	OBUS	0.65	1.01
tblVehicleEF	OBUS	5.74	2.51
tblVehicleEF	OBUS	73.50	66.43
tblVehicleEF	OBUS	1,121.50	1,475.46
tblVehicleEF	OBUS	70.70	21.50
tblVehicleEF	OBUS	0.29	0.28
tblVehicleEF	OBUS	0.90	1.04
tblVehicleEF	OBUS	5.4000e-005	4.2500e-004
tblVehicleEF	OBUS	4.6440e-003	0.01
tblVehicleEF	OBUS	9.2900e-004	2.3000e-004
tblVehicleEF	OBUS	5.1000e-005	4.0700e-004
tblVehicleEF	OBUS	4.4220e-003	0.01
tblVehicleEF	OBUS	8.5400e-004	2.1200e-004
tblVehicleEF	OBUS	4.2350e-003	5.4310e-003
tblVehicleEF	OBUS	0.02	0.03
tblVehicleEF	OBUS	0.03	0.05
tblVehicleEF	OBUS	2.1330e-003	2.6360e-003
tblVehicleEF	OBUS	0.05	0.06
tblVehicleEF	OBUS	0.05	0.31

Merrill Commerce Center (Phase A Operations - Trucks) - San Bernardino-South Coast County, Winter

tblVehicleEF	OBUS	0.36	0.12
tblVehicleEF	OBUS	7.1400e-004	6.3500e-004
tblVehicleEF	OBUS	0.01	0.01
tblVehicleEF	OBUS	8.0800e-004	2.1300e-004
tblVehicleEF	OBUS	4.2350e-003	5.4310e-003
tblVehicleEF	OBUS	0.02	0.03
tblVehicleEF	OBUS	0.05	0.07
tblVehicleEF	OBUS	2.1330e-003	2.6360e-003
tblVehicleEF	OBUS	0.06	0.08
tblVehicleEF	OBUS	0.05	0.31
tblVehicleEF	OBUS	0.40	0.14
tblVehicleEF	OBUS	0.01	9.1130e-003
tblVehicleEF	OBUS	9.9380e-003	8.5700e-003
tblVehicleEF	OBUS	0.03	0.03
tblVehicleEF	OBUS	0.28	0.49
tblVehicleEF	OBUS	0.63	0.99
tblVehicleEF	OBUS	6.22	2.71
tblVehicleEF	OBUS	66.00	66.75
tblVehicleEF	OBUS	1,121.50	1,475.42
tblVehicleEF	OBUS	70.70	21.85
tblVehicleEF	OBUS	0.27	0.30
tblVehicleEF	OBUS	0.96	1.11
tblVehicleEF	OBUS	7.7000e-005	6.0400e-004
tblVehicleEF	OBUS	4.6440e-003	0.01
tblVehicleEF	OBUS	9.2900e-004	2.3000e-004
tblVehicleEF	OBUS	7.4000e-005	5.7800e-004
tblVehicleEF	OBUS	4.4220e-003	0.01

Merrill Commerce Center (Phase A Operations - Trucks) - San Bernardino-South Coast County, Winter

tblVehicleEF	OBUS	8.5400e-004	2.1200e-004
tblVehicleEF	OBUS	2.3200e-003	3.0070e-003
tblVehicleEF	OBUS	0.02	0.03
tblVehicleEF	OBUS	0.04	0.05
tblVehicleEF	OBUS	9.4100e-004	1.1540e-003
tblVehicleEF	OBUS	0.04	0.06
tblVehicleEF	OBUS	0.05	0.33
tblVehicleEF	OBUS	0.38	0.13
tblVehicleEF	OBUS	6.4200e-004	6.3800e-004
tblVehicleEF	OBUS	0.01	0.01
tblVehicleEF	OBUS	8.1600e-004	2.1600e-004
tblVehicleEF	OBUS	2.3200e-003	3.0070e-003
tblVehicleEF	OBUS	0.02	0.03
tblVehicleEF	OBUS	0.05	0.06
tblVehicleEF	OBUS	9.4100e-004	1.1540e-003
tblVehicleEF	OBUS	0.06	0.08
tblVehicleEF	OBUS	0.05	0.33
tblVehicleEF	OBUS	0.42	0.14
tblVehicleEF	SBUS	0.84	0.04
tblVehicleEF	SBUS	0.01	6.8550e-003
tblVehicleEF	SBUS	0.07	4.0770e-003
tblVehicleEF	SBUS	5.71	1.90
tblVehicleEF	SBUS	0.65	0.58
tblVehicleEF	SBUS	5.33	0.55
tblVehicleEF	SBUS	1,258.13	336.22
tblVehicleEF	SBUS	1,136.31	1,128.72
tblVehicleEF	SBUS	37.11	3.21

Merrill Commerce Center (Phase A Operations - Trucks) - San Bernardino-South Coast County, Winter

tblVehicleEF	SBUS	11.70	3.35
tblVehicleEF	SBUS	4.77	5.07
tblVehicleEF	SBUS	0.01	4.0350e-003
tblVehicleEF	SBUS	0.01	0.01
tblVehicleEF	SBUS	0.03	0.03
tblVehicleEF	SBUS	5.1700e-004	3.0000e-005
tblVehicleEF	SBUS	0.01	3.8600e-003
tblVehicleEF	SBUS	2.7560e-003	2.7660e-003
tblVehicleEF	SBUS	0.03	0.03
tblVehicleEF	SBUS	4.7500e-004	2.8000e-005
tblVehicleEF	SBUS	2.9260e-003	7.3800e-004
tblVehicleEF	SBUS	0.02	5.5390e-003
tblVehicleEF	SBUS	0.68	0.20
tblVehicleEF	SBUS	1.3050e-003	3.4800e-004
tblVehicleEF	SBUS	0.11	0.10
tblVehicleEF	SBUS	9.3510e-003	0.04
tblVehicleEF	SBUS	0.27	0.02
tblVehicleEF	SBUS	0.01	3.1960e-003
tblVehicleEF	SBUS	0.01	0.01
tblVehicleEF	SBUS	4.6300e-004	3.2000e-005
tblVehicleEF	SBUS	2.9260e-003	7.3800e-004
tblVehicleEF	SBUS	0.02	5.5390e-003
tblVehicleEF	SBUS	0.97	0.28
tblVehicleEF	SBUS	1.3050e-003	3.4800e-004
tblVehicleEF	SBUS	0.13	0.11
tblVehicleEF	SBUS	9.3510e-003	0.04
tblVehicleEF	SBUS	0.30	0.03

Merrill Commerce Center (Phase A Operations - Trucks) - San Bernardino-South Coast County, Winter

tblVehicleEF	SBUS	0.84	0.04
tblVehicleEF	SBUS	0.01	6.9390e-003
tblVehicleEF	SBUS	0.06	3.3780e-003
tblVehicleEF	SBUS	5.56	1.86
tblVehicleEF	SBUS	0.66	0.59
tblVehicleEF	SBUS	3.65	0.39
tblVehicleEF	SBUS	1,322.00	344.13
tblVehicleEF	SBUS	1,136.31	1,128.74
tblVehicleEF	SBUS	37.11	2.94
tblVehicleEF	SBUS	12.08	3.42
tblVehicleEF	SBUS	4.47	4.75
tblVehicleEF	SBUS	0.01	3.4090e-003
tblVehicleEF	SBUS	0.01	0.01
tblVehicleEF	SBUS	0.03	0.03
tblVehicleEF	SBUS	5.1700e-004	3.0000e-005
tblVehicleEF	SBUS	9.6490e-003	3.2620e-003
tblVehicleEF	SBUS	2.7560e-003	2.7660e-003
tblVehicleEF	SBUS	0.03	0.03
tblVehicleEF	SBUS	4.7500e-004	2.8000e-005
tblVehicleEF	SBUS	5.6170e-003	1.3280e-003
tblVehicleEF	SBUS	0.02	5.8520e-003
tblVehicleEF	SBUS	0.67	0.20
tblVehicleEF	SBUS	2.8800e-003	6.7400e-004
tblVehicleEF	SBUS	0.11	0.10
tblVehicleEF	SBUS	8.5310e-003	0.03
tblVehicleEF	SBUS	0.22	0.02
tblVehicleEF	SBUS	0.01	3.2700e-003

Merrill Commerce Center (Phase A Operations - Trucks) - San Bernardino-South Coast County, Winter

tblVehicleEF	SBUS	0.01	0.01
tblVehicleEF	SBUS	4.3500e-004	2.9000e-005
tblVehicleEF	SBUS	5.6170e-003	1.3280e-003
tblVehicleEF	SBUS	0.02	5.8520e-003
tblVehicleEF	SBUS	0.97	0.28
tblVehicleEF	SBUS	2.8800e-003	6.7400e-004
tblVehicleEF	SBUS	0.13	0.12
tblVehicleEF	SBUS	8.5310e-003	0.03
tblVehicleEF	SBUS	0.24	0.02
tblVehicleEF	SBUS	0.84	0.04
tblVehicleEF	SBUS	0.01	6.8510e-003
tblVehicleEF	SBUS	0.07	4.1760e-003
tblVehicleEF	SBUS	5.91	1.95
tblVehicleEF	SBUS	0.65	0.58
tblVehicleEF	SBUS	5.37	0.57
tblVehicleEF	SBUS	1,169.92	325.30
tblVehicleEF	SBUS	1,136.31	1,128.72
tblVehicleEF	SBUS	37.11	3.24
tblVehicleEF	SBUS	11.19	3.26
tblVehicleEF	SBUS	4.69	4.99
tblVehicleEF	SBUS	0.01	4.8980e-003
tblVehicleEF	SBUS	0.01	0.01
tblVehicleEF	SBUS	0.03	0.03
tblVehicleEF	SBUS	5.1700e-004	3.0000e-005
tblVehicleEF	SBUS	0.01	4.6860e-003
tblVehicleEF	SBUS	2.7560e-003	2.7660e-003
tblVehicleEF	SBUS	0.03	0.03

Merrill Commerce Center (Phase A Operations - Trucks) - San Bernardino-South Coast County, Winter

tblVehicleEF	SBUS	4.7500e-004	2.8000e-005
tblVehicleEF	SBUS	2.9580e-003	7.2600e-004
tblVehicleEF	SBUS	0.02	5.8800e-003
tblVehicleEF	SBUS	0.68	0.20
tblVehicleEF	SBUS	1.2820e-003	3.5300e-004
tblVehicleEF	SBUS	0.11	0.10
tblVehicleEF	SBUS	0.01	0.05
tblVehicleEF	SBUS	0.28	0.02
tblVehicleEF	SBUS	0.01	3.0930e-003
tblVehicleEF	SBUS	0.01	0.01
tblVehicleEF	SBUS	4.6400e-004	3.2000e-005
tblVehicleEF	SBUS	2.9580e-003	7.2600e-004
tblVehicleEF	SBUS	0.02	5.8800e-003
tblVehicleEF	SBUS	0.98	0.28
tblVehicleEF	SBUS	1.2820e-003	3.5300e-004
tblVehicleEF	SBUS	0.13	0.11
tblVehicleEF	SBUS	0.01	0.05
tblVehicleEF	SBUS	0.31	0.03
tblVehicleEF	UBUS	1.83	4.19
tblVehicleEF	UBUS	0.08	0.02
tblVehicleEF	UBUS	9.26	32.67
tblVehicleEF	UBUS	14.34	1.43
tblVehicleEF	UBUS	1,846.39	1,724.94
tblVehicleEF	UBUS	136.37	16.90
tblVehicleEF	UBUS	5.87	0.37
tblVehicleEF	UBUS	0.52	0.08
tblVehicleEF	UBUS	0.01	0.03

Merrill Commerce Center (Phase A Operations - Trucks) - San Bernardino-South Coast County, Winter

tblVehicleEF	UBUS	0.07	2.6830e-003
tblVehicleEF	UBUS	1.4030e-003	1.8900e-004
tblVehicleEF	UBUS	0.22	0.03
tblVehicleEF	UBUS	3.0000e-003	6.3130e-003
tblVehicleEF	UBUS	0.06	2.5510e-003
tblVehicleEF	UBUS	1.2900e-003	1.7400e-004
tblVehicleEF	UBUS	8.0860e-003	1.5320e-003
tblVehicleEF	UBUS	0.11	8.4710e-003
tblVehicleEF	UBUS	3.9450e-003	6.5200e-004
tblVehicleEF	UBUS	0.61	0.06
tblVehicleEF	UBUS	0.02	0.04
tblVehicleEF	UBUS	1.15	0.06
tblVehicleEF	UBUS	0.01	3.8820e-003
tblVehicleEF	UBUS	1.6240e-003	1.6700e-004
tblVehicleEF	UBUS	8.0860e-003	1.5320e-003
tblVehicleEF	UBUS	0.11	8.4710e-003
tblVehicleEF	UBUS	3.9450e-003	6.5200e-004
tblVehicleEF	UBUS	2.50	4.28
tblVehicleEF	UBUS	0.02	0.04
tblVehicleEF	UBUS	1.25	0.07
tblVehicleEF	UBUS	1.83	4.19
tblVehicleEF	UBUS	0.08	0.01
tblVehicleEF	UBUS	9.36	32.67
tblVehicleEF	UBUS	11.74	1.17
tblVehicleEF	UBUS	1,846.39	1,724.94
tblVehicleEF	UBUS	136.37	16.47
tblVehicleEF	UBUS	5.45	0.37

Merrill Commerce Center (Phase A Operations - Trucks) - San Bernardino-South Coast County, Winter

tblVehicleEF	UBUS	0.52	0.08
tblVehicleEF	UBUS	0.01	0.03
tblVehicleEF	UBUS	0.07	2.6830e-003
tblVehicleEF	UBUS	1.4030e-003	1.8900e-004
tblVehicleEF	UBUS	0.22	0.03
tblVehicleEF	UBUS	3.0000e-003	6.3130e-003
tblVehicleEF	UBUS	0.06	2.5510e-003
tblVehicleEF	UBUS	1.2900e-003	1.7400e-004
tblVehicleEF	UBUS	0.02	2.9020e-003
tblVehicleEF	UBUS	0.14	0.01
tblVehicleEF	UBUS	9.3320e-003	1.4770e-003
tblVehicleEF	UBUS	0.62	0.06
tblVehicleEF	UBUS	0.02	0.04
tblVehicleEF	UBUS	1.02	0.06
tblVehicleEF	UBUS	0.01	3.8820e-003
tblVehicleEF	UBUS	1.5790e-003	1.6300e-004
tblVehicleEF	UBUS	0.02	2.9020e-003
tblVehicleEF	UBUS	0.14	0.01
tblVehicleEF	UBUS	9.3320e-003	1.4770e-003
tblVehicleEF	UBUS	2.52	4.28
tblVehicleEF	UBUS	0.02	0.04
tblVehicleEF	UBUS	1.12	0.06
tblVehicleEF	UBUS	1.83	4.19
tblVehicleEF	UBUS	0.08	0.02
tblVehicleEF	UBUS	9.27	32.67
tblVehicleEF	UBUS	13.86	1.39
tblVehicleEF	UBUS	1,846.39	1,724.94

Merrill Commerce Center (Phase A Operations - Trucks) - San Bernardino-South Coast County, Winter

tblVehicleEF	UBUS	136.37	16.85
tblVehicleEF	UBUS	5.76	0.37
tblVehicleEF	UBUS	0.52	0.08
tblVehicleEF	UBUS	0.01	0.03
tblVehicleEF	UBUS	0.07	2.6830e-003
tblVehicleEF	UBUS	1.4030e-003	1.8900e-004
tblVehicleEF	UBUS	0.22	0.03
tblVehicleEF	UBUS	3.0000e-003	6.3130e-003
tblVehicleEF	UBUS	0.06	2.5510e-003
tblVehicleEF	UBUS	1.2900e-003	1.7400e-004
tblVehicleEF	UBUS	9.2250e-003	1.6220e-003
tblVehicleEF	UBUS	0.14	9.7130e-003
tblVehicleEF	UBUS	4.1190e-003	6.4800e-004
tblVehicleEF	UBUS	0.61	0.06
tblVehicleEF	UBUS	0.03	0.04
tblVehicleEF	UBUS	1.13	0.06
tblVehicleEF	UBUS	0.01	3.8820e-003
tblVehicleEF	UBUS	1.6160e-003	1.6700e-004
tblVehicleEF	UBUS	9.2250e-003	1.6220e-003
tblVehicleEF	UBUS	0.14	9.7130e-003
tblVehicleEF	UBUS	4.1190e-003	6.4800e-004
tblVehicleEF	UBUS	2.50	4.28
tblVehicleEF	UBUS	0.03	0.04
tblVehicleEF	UBUS	1.24	0.07
tblVehicleTrips	CNW_TTP	41.00	0.00
tblVehicleTrips	CNW_TTP	41.00	0.00
tblVehicleTrips	CW_TL	16.60	40.00

Merrill Commerce Center (Phase A Operations - Trucks) - San Bernardino-South Coast County, Winter

tblVehicleTrips	CW_TL	16.60	40.00
tblVehicleTrips	CW_TTP	59.00	100.00
tblVehicleTrips	CW_TTP	59.00	100.00
tblVehicleTrips	DV_TP	5.00	0.00
tblVehicleTrips	DV_TP	5.00	0.00
tblVehicleTrips	PB_TP	3.00	0.00
tblVehicleTrips	PB_TP	3.00	0.00
tblVehicleTrips	PR_TP	92.00	100.00
tblVehicleTrips	PR_TP	92.00	100.00
tblVehicleTrips	ST_TR	1.68	0.69
tblVehicleTrips	ST_TR	1.68	0.38
tblVehicleTrips	SU_TR	1.68	0.69
tblVehicleTrips	SU_TR	1.68	0.38
tblVehicleTrips	WD_TR	1.68	0.69
tblVehicleTrips	WD_TR	1.68	0.38

2.0 Emissions Summary

Merrill Commerce Center (Phase A Operations - Trucks) - San Bernardino-South Coast County, Winter

2.1 Overall Construction (Maximum Daily Emission)

Unmitigated Construction

[illegible]

Mitigated Construction

[illegible][illegible]

Merrill Commerce Center (Phase A Operations - Trucks) - San Bernardino-South Coast County, Winter

2.2 Overall Operational**Unmitigated Operational**

	ROG	NOx	CO	SO2	Fugitive PM10	Exhaust PM10	PM10 Total	Fugitive PM2.5	Exhaust PM2.5	PM2.5 Total	Bio- CO2	NBio- CO2	Total CO2	CH4	N2O	CO2e
Category	lb/day										lb/day					
Area	48.8607	2.0400e-003	0.2237	2.0000e-005		8.0000e-004	8.0000e-004		8.0000e-004	8.0000e-004		0.4787	0.4787	1.2600e-003		0.5103
Energy	0.5295	4.8140	4.0437	0.0289		0.3659	0.3659		0.3659	0.3659		5,776.7607	5,776.7607	0.1107	0.1059	5,811.0891
Mobile	5.4789	237.5584	42.7757	0.9351	32.4322	2.3647	34.7969	9.0219	2.2621	11.2840		98,650.5955	98,650.5955	0.3029		98,658.1682
Offroad	0.9761	10.1410	6.0688	0.0254		0.3499	0.3499		0.3219	0.3219		2,454.3018	2,454.3018	0.7938		2,474.1461
Total	55.8453	252.5154	53.1119	0.9894	32.4322	3.0813	35.5135	9.0219	2.9506	11.9725		106,882.1367	106,882.1367	1.2087	0.1059	106,943.9137

Merrill Commerce Center (Phase A Operations - Trucks) - San Bernardino-South Coast County, Winter

2.2 Overall Operational**Mitigated Operational**

	ROG	NOx	CO	SO2	Fugitive PM10	Exhaust PM10	PM10 Total	Fugitive PM2.5	Exhaust PM2.5	PM2.5 Total	Bio- CO2	NBio- CO2	Total CO2	CH4	N2O	CO2e
Category	lb/day										lb/day					
Area	48.8607	2.0400e-003	0.2237	2.0000e-005		8.0000e-004	8.0000e-004		8.0000e-004	8.0000e-004		0.4787	0.4787	1.2600e-003		0.5103
Energy	0.5295	4.8140	4.0437	0.0289		0.3659	0.3659		0.3659	0.3659		5,776.7607	5,776.7607	0.1107	0.1059	5,811.0891
Mobile	5.4789	237.5584	42.7757	0.9351	32.4322	2.3647	34.7969	9.0219	2.2621	11.2840		98,650.5955	98,650.5955	0.3029		98,658.1682
Offroad	0.9761	10.1410	6.0688	0.0254		0.3499	0.3499		0.3219	0.3219		2,454.3018	2,454.3018	0.7938		2,474.1461
Total	55.8453	252.5154	53.1119	0.9894	32.4322	3.0813	35.5135	9.0219	2.9506	11.9725		106,882.1367	106,882.1367	1.2087	0.1059	106,943.9137

	ROG	NOx	CO	SO2	Fugitive PM10	Exhaust PM10	PM10 Total	Fugitive PM2.5	Exhaust PM2.5	PM2.5 Total	Bio- CO2	NBio-CO2	Total CO2	CH4	N2O	CO2e
Percent Reduction	0.00	0.00	0.00	0.00	0.00	0.00	0.00	0.00	0.00	0.00	0.00	0.00	0.00	0.00	0.00	0.00

3.0 Construction Detail**Construction Phase**

Phase Number	Phase Name	Phase Type	Start Date	End Date	Num Days Week	Num Days	Phase Description
1	Demolition	Demolition	6/1/2020	5/31/2020	5	0	

Acres of Grading (Site Preparation Phase): 0

Acres of Grading (Grading Phase): 0

Merrill Commerce Center (Phase A Operations - Trucks) - San Bernardino-South Coast County, Winter

Acres of Paving: 7.43**Residential Indoor: 0; Residential Outdoor: 0; Non-Residential Indoor: 0; Non-Residential Outdoor: 0; Striped Parking Area: 0 (Architectural Coating – sqft)****OffRoad Equipment**

Phase Name	Offroad Equipment Type	Amount	Usage Hours	Horse Power	Load Factor
Demolition	Concrete/Industrial Saws	0	8.00	81	0.73
Demolition	Excavators	0	8.00	158	0.38
Demolition	Rubber Tired Dozers	0	8.00	247	0.40

Trips and VMT

Phase Name	Offroad Equipment Count	Worker Trip Number	Vendor Trip Number	Hauling Trip Number	Worker Trip Length	Vendor Trip Length	Hauling Trip Length	Worker Vehicle Class	Vendor Vehicle Class	Hauling Vehicle Class
Demolition	0	0.00	0.00	0.00	14.70	6.90	20.00	LD_Mix	HDT_Mix	HHDT

3.1 Mitigation Measures Construction

Merrill Commerce Center (Phase A Operations - Trucks) - San Bernardino-South Coast County, Winter

3.2 Demolition - 2020

Unmitigated Construction On-Site

[illegible]

Unmitigated Construction Off-Site

[illegible]

Merrill Commerce Center (Phase A Operations - Trucks) - San Bernardino-South Coast County, Winter

3.2 Demolition - 2020**Mitigated Construction On-Site**

	ROG	NOx	CO	SO2	Fugitive PM10	Exhaust PM10	PM10 Total	Fugitive PM2.5	Exhaust PM2.5	PM2.5 Total	Bio- CO2	NBio- CO2	Total CO2	CH4	N2O	CO2e
Category	lb/day										lb/day					
Off-Road	0.0000	0.0000	0.0000	0.0000	0.0000	0.0000	0.0000	0.0000	0.0000	0.0000	0.0000	0.0000	0.0000	0.0000	0.0000	0.0000
Total	0.0000	0.0000	0.0000	0.0000	0.0000	0.0000	0.0000	0.0000	0.0000	0.0000	0.0000	0.0000	0.0000	0.0000	0.0000	0.0000

Mitigated Construction Off-Site

	ROG	NOx	CO	SO2	Fugitive PM10	Exhaust PM10	PM10 Total	Fugitive PM2.5	Exhaust PM2.5	PM2.5 Total	Bio- CO2	NBio- CO2	Total CO2	CH4	N2O	CO2e
Category	lb/day										lb/day					
Hauling	0.0000	0.0000	0.0000	0.0000	0.0000	0.0000	0.0000	0.0000	0.0000	0.0000	0.0000	0.0000	0.0000	0.0000	0.0000	0.0000
Vendor	0.0000	0.0000	0.0000	0.0000	0.0000	0.0000	0.0000	0.0000	0.0000	0.0000	0.0000	0.0000	0.0000	0.0000	0.0000	0.0000
Worker	0.0000	0.0000	0.0000	0.0000	0.0000	0.0000	0.0000	0.0000	0.0000	0.0000	0.0000	0.0000	0.0000	0.0000	0.0000	0.0000
Total	0.0000	0.0000	0.0000	0.0000	0.0000	0.0000	0.0000	0.0000	0.0000	0.0000	0.0000	0.0000	0.0000	0.0000	0.0000	0.0000

4.0 Operational Detail - Mobile

Merrill Commerce Center (Phase A Operations - Trucks) - San Bernardino-South Coast County, Winter

4.1 Mitigation Measures Mobile

	ROG	NOx	CO	SO2	Fugitive PM10	Exhaust PM10	PM10 Total	Fugitive PM2.5	Exhaust PM2.5	PM2.5 Total	Bio- CO2	NBio- CO2	Total CO2	CH4	N2O	CO2e
Category	lb/day										lb/day					
Mitigated	5.4789	237.5584	42.7757	0.9351	32.4322	2.3647	34.7969	9.0219	2.2621	11.2840		98,650.5955	98,650.5955	0.3029		98,658.1682
Unmitigated	5.4789	237.5584	42.7757	0.9351	32.4322	2.3647	34.7969	9.0219	2.2621	11.2840		98,650.5955	98,650.5955	0.3029		98,658.1682

4.2 Trip Summary Information

Land Use	Average Daily Trip Rate			Unmitigated	Mitigated
	Weekday	Saturday	Sunday	Annual VMT	Annual VMT
Other Asphalt Surfaces	0.00	0.00	0.00		
Refrigerated Warehouse-No Rail	207.00	207.00	207.00	3,013,920	3,013,920
Unrefrigerated Warehouse-No Rail	714.40	714.40	714.40	10,401,664	10,401,664
Total	921.40	921.40	921.40	13,415,584	13,415,584

4.3 Trip Type Information

Land Use	Miles			Trip %			Trip Purpose %		
	H-W or C-W	H-S or C-C	H-O or C-NW	H-W or C-W	H-S or C-C	H-O or C-NW	Primary	Diverted	Pass-by
Other Asphalt Surfaces	16.60	8.40	6.90	0.00	0.00	0.00	0	0	0
Refrigerated Warehouse-No	40.00	8.40	6.90	100.00	0.00	0.00	100	0	0
Unrefrigerated Warehouse-No	40.00	8.40	6.90	100.00	0.00	0.00	100	0	0

Merrill Commerce Center (Phase A Operations - Trucks) - San Bernardino-South Coast County, Winter

4.4 Fleet Mix

Land Use	LDA	LDT1	LDT2	MDV	LHD1	LHD2	MHD	HHD	OBUS	UBUS	MCY	SBUS	MH
Other Asphalt Surfaces	0.553113	0.036408	0.180286	0.116335	0.016165	0.005101	0.018218	0.063797	0.001357	0.001565	0.005903	0.000808	0.000944
Refrigerated Warehouse-No Rail	0.000000	0.000000	0.000000	0.000000	0.346200	0.000000	0.115400	0.538400	0.000000	0.000000	0.000000	0.000000	0.000000
Unrefrigerated Warehouse-No Rail	0.000000	0.000000	0.000000	0.000000	0.106400	0.000000	0.106400	0.787200	0.000000	0.000000	0.000000	0.000000	0.000000

5.0 Energy Detail

Historical Energy Use: N

5.1 Mitigation Measures Energy

	ROG	NOx	CO	SO2	Fugitive PM10	Exhaust PM10	PM10 Total	Fugitive PM2.5	Exhaust PM2.5	PM2.5 Total	Bio- CO2	NBio- CO2	Total CO2	CH4	N2O	CO2e
Category	lb/day										lb/day					
NaturalGas Mitigated	0.5295	4.8140	4.0437	0.0289		0.3659	0.3659		0.3659	0.3659		5,776.7607	5,776.7607	0.1107	0.1059	5,811.0891
NaturalGas Unmitigated	0.5295	4.8140	4.0437	0.0289		0.3659	0.3659		0.3659	0.3659		5,776.7607	5,776.7607	0.1107	0.1059	5,811.0891

Merrill Commerce Center (Phase A Operations - Trucks) - San Bernardino-South Coast County, Winter

5.2 Energy by Land Use - NaturalGas**Unmitigated**

	NaturalGas Use	ROG	NOx	CO	SO2	Fugitive PM10	Exhaust PM10	PM10 Total	Fugitive PM2.5	Exhaust PM2.5	PM2.5 Total	Bio- CO2	NBio- CO2	Total CO2	CH4	N2O	CO2e
Land Use	kBTU/yr	lb/day										lb/day					
Other Asphalt Surfaces	0	0.0000	0.0000	0.0000	0.0000		0.0000	0.0000		0.0000	0.0000		0.0000	0.0000	0.0000	0.0000	0.0000
Refrigerated Warehouse-No Rail	41737	0.4501	4.0919	3.4372	0.0246		0.3110	0.3110		0.3110	0.3110		4,910.2337	4,910.2337	0.0941	0.0900	4,939.4128
Unrefrigerated Warehouse-No Rail	7365.48	0.0794	0.7221	0.6066	4.3300e-003		0.0549	0.0549		0.0549	0.0549		866.5270	866.5270	0.0166	0.0159	871.6763
Total		0.5295	4.8140	4.0437	0.0289		0.3659	0.3659		0.3659	0.3659		5,776.7607	5,776.7607	0.1107	0.1059	5,811.0891

Mitigated

	NaturalGas Use	ROG	NOx	CO	SO2	Fugitive PM10	Exhaust PM10	PM10 Total	Fugitive PM2.5	Exhaust PM2.5	PM2.5 Total	Bio- CO2	NBio- CO2	Total CO2	CH4	N2O	CO2e
Land Use	kBTU/yr	lb/day										lb/day					
Other Asphalt Surfaces	0	0.0000	0.0000	0.0000	0.0000		0.0000	0.0000		0.0000	0.0000		0.0000	0.0000	0.0000	0.0000	0.0000
Refrigerated Warehouse-No Rail	41.737	0.4501	4.0919	3.4372	0.0246		0.3110	0.3110		0.3110	0.3110		4,910.2337	4,910.2337	0.0941	0.0900	4,939.4128
Unrefrigerated Warehouse-No Rail	7.36548	0.0794	0.7221	0.6066	4.3300e-003		0.0549	0.0549		0.0549	0.0549		866.5270	866.5270	0.0166	0.0159	871.6763
Total		0.5295	4.8140	4.0437	0.0289		0.3659	0.3659		0.3659	0.3659		5,776.7607	5,776.7607	0.1107	0.1059	5,811.0891

Merrill Commerce Center (Phase A Operations - Trucks) - San Bernardino-South Coast County, Winter

6.0 Area Detail**6.1 Mitigation Measures Area**

	ROG	NOx	CO	SO2	Fugitive PM10	Exhaust PM10	PM10 Total	Fugitive PM2.5	Exhaust PM2.5	PM2.5 Total	Bio- CO2	NBio- CO2	Total CO2	CH4	N2O	CO2e
Category	lb/day										lb/day					
Mitigated	48.8607	2.0400e-003	0.2237	2.0000e-005		8.0000e-004	8.0000e-004		8.0000e-004	8.0000e-004		0.4787	0.4787	1.2600e-003		0.5103
Unmitigated	48.8607	2.0400e-003	0.2237	2.0000e-005		8.0000e-004	8.0000e-004		8.0000e-004	8.0000e-004		0.4787	0.4787	1.2600e-003		0.5103

Merrill Commerce Center (Phase A Operations - Trucks) - San Bernardino-South Coast County, Winter

6.2 Area by SubCategory**Unmitigated**

	ROG	NOx	CO	SO2	Fugitive PM10	Exhaust PM10	PM10 Total	Fugitive PM2.5	Exhaust PM2.5	PM2.5 Total	Bio- CO2	NBio- CO2	Total CO2	CH4	N2O	CO2e
SubCategory	lb/day										lb/day					
Architectural Coating	5.5613					0.0000	0.0000		0.0000	0.0000			0.0000			0.0000
Consumer Products	43.2786					0.0000	0.0000		0.0000	0.0000			0.0000			0.0000
Landscaping	0.0208	2.0400e-003	0.2237	2.0000e-005		8.0000e-004	8.0000e-004		8.0000e-004	8.0000e-004		0.4787	0.4787	1.2600e-003		0.5103
Total	48.8607	2.0400e-003	0.2237	2.0000e-005		8.0000e-004	8.0000e-004		8.0000e-004	8.0000e-004		0.4787	0.4787	1.2600e-003		0.5103

Mitigated

	ROG	NOx	CO	SO2	Fugitive PM10	Exhaust PM10	PM10 Total	Fugitive PM2.5	Exhaust PM2.5	PM2.5 Total	Bio- CO2	NBio- CO2	Total CO2	CH4	N2O	CO2e
SubCategory	lb/day										lb/day					
Architectural Coating	5.5613					0.0000	0.0000		0.0000	0.0000			0.0000			0.0000
Consumer Products	43.2786					0.0000	0.0000		0.0000	0.0000			0.0000			0.0000
Landscaping	0.0208	2.0400e-003	0.2237	2.0000e-005		8.0000e-004	8.0000e-004		8.0000e-004	8.0000e-004		0.4787	0.4787	1.2600e-003		0.5103
Total	48.8607	2.0400e-003	0.2237	2.0000e-005		8.0000e-004	8.0000e-004		8.0000e-004	8.0000e-004		0.4787	0.4787	1.2600e-003		0.5103

7.0 Water Detail

Merrill Commerce Center (Phase A Operations - Trucks) - San Bernardino-South Coast County, Winter

7.1 Mitigation Measures Water**8.0 Waste Detail****8.1 Mitigation Measures Waste****9.0 Operational Offroad**

Equipment Type	Number	Hours/Day	Days/Year	Horse Power	Load Factor	Fuel Type
Tractors/Loaders/Backhoes	8	4.00	365	200	0.37	CNG

UnMitigated/Mitigated

	ROG	NOx	CO	SO2	Fugitive PM10	Exhaust PM10	PM10 Total	Fugitive PM2.5	Exhaust PM2.5	PM2.5 Total	Bio- CO2	NBio- CO2	Total CO2	CH4	N2O	CO2e
Equipment Type	lb/day										lb/day					
Tractors/Loaders/Backhoes	0.9761	10.1410	6.0688	0.0254		0.3499	0.3499		0.3219	0.3219		2,454.3018	2,454.3018	0.7938		2,474.1461
Total	0.9761	10.1410	6.0688	0.0254		0.3499	0.3499		0.3219	0.3219		2,454.3018	2,454.3018	0.7938		2,474.1461

10.0 Stationary Equipment**Fire Pumps and Emergency Generators**

Equipment Type	Number	Hours/Day	Hours/Year	Horse Power	Load Factor	Fuel Type
----------------	--------	-----------	------------	-------------	-------------	-----------

Merrill Commerce Center (Phase A Operations - Trucks) - San Bernardino-South Coast County, Winter

Boilers

Equipment Type	Number	Heat Input/Day	Heat Input/Year	Boiler Rating	Fuel Type
----------------	--------	----------------	-----------------	---------------	-----------

User Defined Equipment

Equipment Type	Number
----------------	--------

11.0 Vegetation

This page intentionally left blank

APPENDIX 3.13:

CALEEMOD PHASE B OPERATIONS (TRUCKS) EMISSIONS MODEL OUTPUTS

Merrill Commerce Center (Phase B Operations - Trucks) - San Bernardino-South Coast County, Annual

Merrill Commerce Center (Phase B Operations - Trucks)
San Bernardino-South Coast County, Annual

1.0 Project Characteristics

1.1 Land Usage

Land Uses	Size	Metric	Lot Acreage	Floor Surface Area	Population
Refrigerated Warehouse-No Rail	401.40	1000sqft	9.21	401,400.00	0
Unrefrigerated Warehouse-No Rail	4,432.60	1000sqft	192.59	4,432,600.00	0
Other Asphalt Surfaces	16.47	Acre	16.47	717,433.20	0

1.2 Other Project Characteristics

Urbanization	Urban	Wind Speed (m/s)	2.2	Precipitation Freq (Days)	32
Climate Zone	10			Operational Year	2025
Utility Company	Southern California Edison				
CO2 Intensity (lb/MWhr)	702.44	CH4 Intensity (lb/MWhr)	0.029	N2O Intensity (lb/MWhr)	0.006

1.3 User Entered Comments & Non-Default Data

Merrill Commerce Center (Phase B Operations - Trucks) - San Bernardino-South Coast County, Annual

Project Characteristics -

Land Use - PA1=58.9 acres; PA2 = 62.1 acres; PA3=30.7 acres; PA6=50.1 acres; ROWD = 16.47 acres (total ROWD is 28.4 acres, the ROWD was split proportionally b/wn each Phase)

Construction Phase - Operations Run Only.

Off-road Equipment - Operations Run Only.

Trips and VMT - Operations Run Only.

Vehicle Trips - Trip Rates based on information provided in the TIA (Urban Crossroads, 2019). Trip Length based on information provided in VMT Memo (Urban Crossroads, 2019)

Vehicle Emission Factors - EMFAC2017

Vehicle Emission Factors - EMFAC2017

Vehicle Emission Factors - EMFAC2017

Energy Use - The project will design building shells and building components to meet 2019 Title 24 Standards which expects 30% less energy for nonresidential uses.

Operational Off-Road Equipment - Based on SCAQMD High Cube Warehouse Truck Trip Study White Paper Summary of Business Survey Results (2014)

Fleet Mix - Truck Fleet Mix consist of LHDT1, MHDT, and HHDT

Table Name	Column Name	Default Value	New Value
tblConstructionPhase	NumDays	300.00	0.00
tblEnergyUse	LightingElect	2.37	1.66
tblEnergyUse	LightingElect	1.17	0.82
tblEnergyUse	T24E	1.06	0.74
tblEnergyUse	T24E	0.37	0.26
tblEnergyUse	T24NG	3.25	2.27
tblEnergyUse	T24NG	2.00	1.40
tblFleetMix	HHDT	0.07	0.54
tblFleetMix	HHDT	0.07	0.79
tblFleetMix	LDA	0.56	0.00
tblFleetMix	LDA	0.56	0.00
tblFleetMix	LDT1	0.03	0.00

Merrill Commerce Center (Phase B Operations - Trucks) - San Bernardino-South Coast County, Annual

tblFleetMix	LDT1	0.03	0.00
tblFleetMix	LDT2	0.18	0.00
tblFleetMix	LDT2	0.18	0.00
tblFleetMix	LHD1	0.01	0.35
tblFleetMix	LHD1	0.01	0.11
tblFleetMix	LHD2	4.6610e-003	0.00
tblFleetMix	LHD2	4.6610e-003	0.00
tblFleetMix	MCY	5.6500e-003	0.00
tblFleetMix	MCY	5.6500e-003	0.00
tblFleetMix	MDV	0.11	0.00
tblFleetMix	MDV	0.11	0.00
tblFleetMix	MH	7.8400e-004	0.00
tblFleetMix	MH	7.8400e-004	0.00
tblFleetMix	MHD	0.02	0.11
tblFleetMix	MHD	0.02	0.11
tblFleetMix	OBUS	1.3660e-003	0.00
tblFleetMix	OBUS	1.3660e-003	0.00
tblFleetMix	SBUS	7.9500e-004	0.00
tblFleetMix	SBUS	7.9500e-004	0.00
tblFleetMix	UBUS	1.4510e-003	0.00
tblFleetMix	UBUS	1.4510e-003	0.00
tblLandUse	LotAcreage	101.76	192.59
tblOffRoadEquipment	OffRoadEquipmentUnitAmount	1.00	0.00
tblOffRoadEquipment	OffRoadEquipmentUnitAmount	3.00	0.00
tblOffRoadEquipment	OffRoadEquipmentUnitAmount	2.00	0.00
tblOperationalOffRoadEquipment	OperDaysPerYear	260.00	365.00
tblOperationalOffRoadEquipment	OperFuelType	Diesel	CNG

Merrill Commerce Center (Phase B Operations - Trucks) - San Bernardino-South Coast County, Annual

tblOperationalOffRoadEquipment	OperHorsePower	97.00	200.00
tblOperationalOffRoadEquipment	OperHoursPerDay	8.00	4.00
tblOperationalOffRoadEquipment	OperOffRoadEquipmentNumber	0.00	17.00
tblVehicleEF	HHD	0.92	0.03
tblVehicleEF	HHD	0.04	0.05
tblVehicleEF	HHD	0.07	0.00
tblVehicleEF	HHD	2.19	8.64
tblVehicleEF	HHD	0.53	0.33
tblVehicleEF	HHD	1.62	2.1350e-003
tblVehicleEF	HHD	6,474.46	1,377.00
tblVehicleEF	HHD	1,422.33	1,260.88
tblVehicleEF	HHD	5.17	0.02
tblVehicleEF	HHD	18.43	7.06
tblVehicleEF	HHD	1.24	2.14
tblVehicleEF	HHD	4.8440e-003	2.9130e-003
tblVehicleEF	HHD	0.06	0.06
tblVehicleEF	HHD	0.04	0.04
tblVehicleEF	HHD	5.2540e-003	0.03
tblVehicleEF	HHD	4.6000e-005	0.00
tblVehicleEF	HHD	4.6350e-003	2.7870e-003
tblVehicleEF	HHD	0.03	0.03
tblVehicleEF	HHD	8.8780e-003	8.9140e-003
tblVehicleEF	HHD	5.0260e-003	0.02
tblVehicleEF	HHD	4.2000e-005	0.00
tblVehicleEF	HHD	6.8000e-005	2.0000e-006
tblVehicleEF	HHD	2.5340e-003	5.6000e-005
tblVehicleEF	HHD	0.58	0.58

Merrill Commerce Center (Phase B Operations - Trucks) - San Bernardino-South Coast County, Annual

tblVehicleEF	HHD	4.2000e-005	1.0000e-006
tblVehicleEF	HHD	0.06	0.02
tblVehicleEF	HHD	1.6400e-004	2.7900e-004
tblVehicleEF	HHD	0.04	1.0000e-006
tblVehicleEF	HHD	0.06	0.01
tblVehicleEF	HHD	0.01	0.01
tblVehicleEF	HHD	7.8000e-005	0.00
tblVehicleEF	HHD	6.8000e-005	2.0000e-006
tblVehicleEF	HHD	2.5340e-003	5.6000e-005
tblVehicleEF	HHD	0.67	0.67
tblVehicleEF	HHD	4.2000e-005	1.0000e-006
tblVehicleEF	HHD	0.10	0.08
tblVehicleEF	HHD	1.6400e-004	2.7900e-004
tblVehicleEF	HHD	0.04	1.0000e-006
tblVehicleEF	HHD	0.87	0.03
tblVehicleEF	HHD	0.04	0.05
tblVehicleEF	HHD	0.07	0.00
tblVehicleEF	HHD	1.59	8.52
tblVehicleEF	HHD	0.53	0.33
tblVehicleEF	HHD	1.51	2.0010e-003
tblVehicleEF	HHD	6,859.11	1,359.81
tblVehicleEF	HHD	1,422.33	1,260.88
tblVehicleEF	HHD	5.17	0.02
tblVehicleEF	HHD	19.03	6.72
tblVehicleEF	HHD	1.17	2.02
tblVehicleEF	HHD	4.0840e-003	2.5690e-003
tblVehicleEF	HHD	0.06	0.06

Merrill Commerce Center (Phase B Operations - Trucks) - San Bernardino-South Coast County, Annual

tblVehicleEF	HHD	0.04	0.04
tblVehicleEF	HHD	5.2540e-003	0.03
tblVehicleEF	HHD	4.6000e-005	0.00
tblVehicleEF	HHD	3.9070e-003	2.4580e-003
tblVehicleEF	HHD	0.03	0.03
tblVehicleEF	HHD	8.8780e-003	8.9140e-003
tblVehicleEF	HHD	5.0260e-003	0.02
tblVehicleEF	HHD	4.2000e-005	0.00
tblVehicleEF	HHD	1.3100e-004	4.0000e-006
tblVehicleEF	HHD	2.8230e-003	6.5000e-005
tblVehicleEF	HHD	0.55	0.62
tblVehicleEF	HHD	9.1000e-005	3.0000e-006
tblVehicleEF	HHD	0.06	0.02
tblVehicleEF	HHD	1.6500e-004	2.8700e-004
tblVehicleEF	HHD	0.04	1.0000e-006
tblVehicleEF	HHD	0.06	0.01
tblVehicleEF	HHD	0.01	0.01
tblVehicleEF	HHD	7.7000e-005	0.00
tblVehicleEF	HHD	1.3100e-004	4.0000e-006
tblVehicleEF	HHD	2.8230e-003	6.5000e-005
tblVehicleEF	HHD	0.63	0.71
tblVehicleEF	HHD	9.1000e-005	3.0000e-006
tblVehicleEF	HHD	0.10	0.08
tblVehicleEF	HHD	1.6500e-004	2.8700e-004
tblVehicleEF	HHD	0.04	1.0000e-006
tblVehicleEF	HHD	1.00	0.02
tblVehicleEF	HHD	0.04	9.2200e-004

Merrill Commerce Center (Phase B Operations - Trucks) - San Bernardino-South Coast County, Annual

tblVehicleEF	HHD	0.07	0.00
tblVehicleEF	HHD	3.02	8.73
tblVehicleEF	HHD	0.53	0.18
tblVehicleEF	HHD	1.59	2.1050e-003
tblVehicleEF	HHD	5,943.27	1,387.51
tblVehicleEF	HHD	1,422.33	1,223.41
tblVehicleEF	HHD	5.17	0.02
tblVehicleEF	HHD	17.62	7.45
tblVehicleEF	HHD	1.22	2.08
tblVehicleEF	HHD	5.8940e-003	3.2570e-003
tblVehicleEF	HHD	0.06	0.06
tblVehicleEF	HHD	0.04	0.04
tblVehicleEF	HHD	5.2540e-003	0.03
tblVehicleEF	HHD	4.6000e-005	0.00
tblVehicleEF	HHD	5.6390e-003	3.1170e-003
tblVehicleEF	HHD	0.03	0.03
tblVehicleEF	HHD	8.8780e-003	8.8150e-003
tblVehicleEF	HHD	5.0260e-003	0.02
tblVehicleEF	HHD	4.2000e-005	0.00
tblVehicleEF	HHD	6.5000e-005	2.0000e-006
tblVehicleEF	HHD	2.7100e-003	6.5000e-005
tblVehicleEF	HHD	0.63	0.53
tblVehicleEF	HHD	4.1000e-005	1.0000e-006
tblVehicleEF	HHD	0.06	0.02
tblVehicleEF	HHD	1.7700e-004	2.9300e-004
tblVehicleEF	HHD	0.04	1.0000e-006
tblVehicleEF	HHD	0.06	0.01

Merrill Commerce Center (Phase B Operations - Trucks) - San Bernardino-South Coast County, Annual

tblVehicleEF	HHD	0.01	0.01
tblVehicleEF	HHD	7.8000e-005	0.00
tblVehicleEF	HHD	6.5000e-005	2.0000e-006
tblVehicleEF	HHD	2.7100e-003	6.5000e-005
tblVehicleEF	HHD	0.72	0.61
tblVehicleEF	HHD	4.1000e-005	1.0000e-006
tblVehicleEF	HHD	0.10	0.02
tblVehicleEF	HHD	1.7700e-004	2.9300e-004
tblVehicleEF	HHD	0.04	1.0000e-006
tblVehicleEF	LDA	3.1880e-003	1.7080e-003
tblVehicleEF	LDA	3.8220e-003	0.04
tblVehicleEF	LDA	0.47	0.53
tblVehicleEF	LDA	0.91	1.93
tblVehicleEF	LDA	222.19	238.15
tblVehicleEF	LDA	50.72	48.93
tblVehicleEF	LDA	0.04	0.03
tblVehicleEF	LDA	1.6130e-003	1.2760e-003
tblVehicleEF	LDA	2.2290e-003	1.6410e-003
tblVehicleEF	LDA	1.4850e-003	1.1750e-003
tblVehicleEF	LDA	2.0500e-003	1.5090e-003
tblVehicleEF	LDA	0.04	0.05
tblVehicleEF	LDA	0.08	0.09
tblVehicleEF	LDA	0.03	0.04
tblVehicleEF	LDA	7.9920e-003	6.1620e-003
tblVehicleEF	LDA	0.03	0.19
tblVehicleEF	LDA	0.05	0.17
tblVehicleEF	LDA	2.2240e-003	2.3560e-003

Merrill Commerce Center (Phase B Operations - Trucks) - San Bernardino-South Coast County, Annual

tblVehicleEF	LDA	5.2200e-004	4.8400e-004
tblVehicleEF	LDA	0.04	0.05
tblVehicleEF	LDA	0.08	0.09
tblVehicleEF	LDA	0.03	0.04
tblVehicleEF	LDA	0.01	8.9600e-003
tblVehicleEF	LDA	0.03	0.19
tblVehicleEF	LDA	0.06	0.19
tblVehicleEF	LDA	3.6270e-003	1.9600e-003
tblVehicleEF	LDA	3.1890e-003	0.03
tblVehicleEF	LDA	0.58	0.65
tblVehicleEF	LDA	0.75	1.61
tblVehicleEF	LDA	243.03	259.99
tblVehicleEF	LDA	50.72	48.33
tblVehicleEF	LDA	0.04	0.03
tblVehicleEF	LDA	1.6130e-003	1.2760e-003
tblVehicleEF	LDA	2.2290e-003	1.6410e-003
tblVehicleEF	LDA	1.4850e-003	1.1750e-003
tblVehicleEF	LDA	2.0500e-003	1.5090e-003
tblVehicleEF	LDA	0.07	0.10
tblVehicleEF	LDA	0.10	0.10
tblVehicleEF	LDA	0.06	0.08
tblVehicleEF	LDA	9.0770e-003	6.9860e-003
tblVehicleEF	LDA	0.03	0.19
tblVehicleEF	LDA	0.04	0.15
tblVehicleEF	LDA	2.4340e-003	2.5720e-003
tblVehicleEF	LDA	5.1900e-004	4.7800e-004
tblVehicleEF	LDA	0.07	0.10

Merrill Commerce Center (Phase B Operations - Trucks) - San Bernardino-South Coast County, Annual

tblVehicleEF	LDA	0.10	0.10
tblVehicleEF	LDA	0.06	0.08
tblVehicleEF	LDA	0.01	0.01
tblVehicleEF	LDA	0.03	0.19
tblVehicleEF	LDA	0.05	0.16
tblVehicleEF	LDA	3.1050e-003	1.6660e-003
tblVehicleEF	LDA	3.8020e-003	0.04
tblVehicleEF	LDA	0.45	0.50
tblVehicleEF	LDA	0.89	1.90
tblVehicleEF	LDA	217.26	233.04
tblVehicleEF	LDA	50.72	48.87
tblVehicleEF	LDA	0.04	0.03
tblVehicleEF	LDA	1.6130e-003	1.2760e-003
tblVehicleEF	LDA	2.2290e-003	1.6410e-003
tblVehicleEF	LDA	1.4850e-003	1.1750e-003
tblVehicleEF	LDA	2.0500e-003	1.5090e-003
tblVehicleEF	LDA	0.04	0.05
tblVehicleEF	LDA	0.09	0.09
tblVehicleEF	LDA	0.03	0.04
tblVehicleEF	LDA	7.7850e-003	6.0060e-003
tblVehicleEF	LDA	0.04	0.22
tblVehicleEF	LDA	0.05	0.17
tblVehicleEF	LDA	2.1750e-003	2.3050e-003
tblVehicleEF	LDA	5.2200e-004	4.8400e-004
tblVehicleEF	LDA	0.04	0.05
tblVehicleEF	LDA	0.09	0.09
tblVehicleEF	LDA	0.03	0.04

Merrill Commerce Center (Phase B Operations - Trucks) - San Bernardino-South Coast County, Annual

tblVehicleEF	LDA	0.01	8.7330e-003
tblVehicleEF	LDA	0.04	0.22
tblVehicleEF	LDA	0.06	0.19
tblVehicleEF	LDT1	9.7080e-003	4.5970e-003
tblVehicleEF	LDT1	0.01	0.06
tblVehicleEF	LDT1	1.15	1.02
tblVehicleEF	LDT1	2.64	2.15
tblVehicleEF	LDT1	283.82	283.77
tblVehicleEF	LDT1	64.79	59.69
tblVehicleEF	LDT1	0.12	0.08
tblVehicleEF	LDT1	2.3710e-003	1.7400e-003
tblVehicleEF	LDT1	3.2130e-003	2.2850e-003
tblVehicleEF	LDT1	2.1820e-003	1.6000e-003
tblVehicleEF	LDT1	2.9550e-003	2.1010e-003
tblVehicleEF	LDT1	0.15	0.15
tblVehicleEF	LDT1	0.27	0.21
tblVehicleEF	LDT1	0.10	0.11
tblVehicleEF	LDT1	0.02	0.02
tblVehicleEF	LDT1	0.17	0.69
tblVehicleEF	LDT1	0.18	0.31
tblVehicleEF	LDT1	2.8520e-003	2.8080e-003
tblVehicleEF	LDT1	6.9400e-004	5.9100e-004
tblVehicleEF	LDT1	0.15	0.15
tblVehicleEF	LDT1	0.27	0.21
tblVehicleEF	LDT1	0.10	0.11
tblVehicleEF	LDT1	0.04	0.03
tblVehicleEF	LDT1	0.17	0.69

Merrill Commerce Center (Phase B Operations - Trucks) - San Bernardino-South Coast County, Annual

tblVehicleEF	LDT1	0.20	0.34
tblVehicleEF	LDT1	0.01	5.2210e-003
tblVehicleEF	LDT1	0.01	0.05
tblVehicleEF	LDT1	1.38	1.24
tblVehicleEF	LDT1	2.17	1.79
tblVehicleEF	LDT1	309.34	306.50
tblVehicleEF	LDT1	64.79	58.95
tblVehicleEF	LDT1	0.10	0.07
tblVehicleEF	LDT1	2.3710e-003	1.7400e-003
tblVehicleEF	LDT1	3.2130e-003	2.2850e-003
tblVehicleEF	LDT1	2.1820e-003	1.6000e-003
tblVehicleEF	LDT1	2.9550e-003	2.1010e-003
tblVehicleEF	LDT1	0.31	0.30
tblVehicleEF	LDT1	0.33	0.25
tblVehicleEF	LDT1	0.22	0.23
tblVehicleEF	LDT1	0.03	0.02
tblVehicleEF	LDT1	0.17	0.69
tblVehicleEF	LDT1	0.15	0.26
tblVehicleEF	LDT1	3.1100e-003	3.0330e-003
tblVehicleEF	LDT1	6.8600e-004	5.8300e-004
tblVehicleEF	LDT1	0.31	0.30
tblVehicleEF	LDT1	0.33	0.25
tblVehicleEF	LDT1	0.22	0.23
tblVehicleEF	LDT1	0.04	0.03
tblVehicleEF	LDT1	0.17	0.69
tblVehicleEF	LDT1	0.16	0.29
tblVehicleEF	LDT1	9.4580e-003	4.4920e-003

Merrill Commerce Center (Phase B Operations - Trucks) - San Bernardino-South Coast County, Annual

tblVehicleEF	LDT1	0.01	0.06
tblVehicleEF	LDT1	1.09	0.97
tblVehicleEF	LDT1	2.60	2.11
tblVehicleEF	LDT1	277.82	278.38
tblVehicleEF	LDT1	64.79	59.63
tblVehicleEF	LDT1	0.11	0.08
tblVehicleEF	LDT1	2.3710e-003	1.7400e-003
tblVehicleEF	LDT1	3.2130e-003	2.2850e-003
tblVehicleEF	LDT1	2.1820e-003	1.6000e-003
tblVehicleEF	LDT1	2.9550e-003	2.1010e-003
tblVehicleEF	LDT1	0.16	0.15
tblVehicleEF	LDT1	0.31	0.23
tblVehicleEF	LDT1	0.10	0.10
tblVehicleEF	LDT1	0.02	0.02
tblVehicleEF	LDT1	0.20	0.81
tblVehicleEF	LDT1	0.18	0.31
tblVehicleEF	LDT1	2.7910e-003	2.7550e-003
tblVehicleEF	LDT1	6.9300e-004	5.9000e-004
tblVehicleEF	LDT1	0.16	0.15
tblVehicleEF	LDT1	0.31	0.23
tblVehicleEF	LDT1	0.10	0.10
tblVehicleEF	LDT1	0.03	0.03
tblVehicleEF	LDT1	0.20	0.81
tblVehicleEF	LDT1	0.20	0.34
tblVehicleEF	LDT2	4.9170e-003	3.0790e-003
tblVehicleEF	LDT2	5.8030e-003	0.06
tblVehicleEF	LDT2	0.67	0.77

Merrill Commerce Center (Phase B Operations - Trucks) - San Bernardino-South Coast County, Annual

tblVehicleEF	LDT2	1.28	2.49
tblVehicleEF	LDT2	315.69	296.94
tblVehicleEF	LDT2	71.50	62.71
tblVehicleEF	LDT2	0.07	0.06
tblVehicleEF	LDT2	1.7520e-003	1.3590e-003
tblVehicleEF	LDT2	2.4460e-003	1.7340e-003
tblVehicleEF	LDT2	1.6110e-003	1.2500e-003
tblVehicleEF	LDT2	2.2490e-003	1.5950e-003
tblVehicleEF	LDT2	0.06	0.09
tblVehicleEF	LDT2	0.10	0.13
tblVehicleEF	LDT2	0.05	0.08
tblVehicleEF	LDT2	0.01	0.01
tblVehicleEF	LDT2	0.06	0.43
tblVehicleEF	LDT2	0.08	0.27
tblVehicleEF	LDT2	3.1620e-003	2.9380e-003
tblVehicleEF	LDT2	7.3600e-004	6.2100e-004
tblVehicleEF	LDT2	0.06	0.09
tblVehicleEF	LDT2	0.10	0.13
tblVehicleEF	LDT2	0.05	0.08
tblVehicleEF	LDT2	0.02	0.02
tblVehicleEF	LDT2	0.06	0.43
tblVehicleEF	LDT2	0.09	0.29
tblVehicleEF	LDT2	5.5770e-003	3.5190e-003
tblVehicleEF	LDT2	4.8410e-003	0.05
tblVehicleEF	LDT2	0.82	0.94
tblVehicleEF	LDT2	1.06	2.06
tblVehicleEF	LDT2	344.57	318.51

Merrill Commerce Center (Phase B Operations - Trucks) - San Bernardino-South Coast County, Annual

tblVehicleEF	LDT2	71.50	61.89
tblVehicleEF	LDT2	0.06	0.06
tblVehicleEF	LDT2	1.7520e-003	1.3590e-003
tblVehicleEF	LDT2	2.4460e-003	1.7340e-003
tblVehicleEF	LDT2	1.6110e-003	1.2500e-003
tblVehicleEF	LDT2	2.2490e-003	1.5950e-003
tblVehicleEF	LDT2	0.11	0.18
tblVehicleEF	LDT2	0.12	0.15
tblVehicleEF	LDT2	0.10	0.16
tblVehicleEF	LDT2	0.01	0.01
tblVehicleEF	LDT2	0.06	0.43
tblVehicleEF	LDT2	0.07	0.23
tblVehicleEF	LDT2	3.4530e-003	3.1510e-003
tblVehicleEF	LDT2	7.3300e-004	6.1200e-004
tblVehicleEF	LDT2	0.11	0.18
tblVehicleEF	LDT2	0.12	0.15
tblVehicleEF	LDT2	0.10	0.16
tblVehicleEF	LDT2	0.02	0.02
tblVehicleEF	LDT2	0.06	0.43
tblVehicleEF	LDT2	0.07	0.25
tblVehicleEF	LDT2	4.7910e-003	3.0060e-003
tblVehicleEF	LDT2	5.7690e-003	0.06
tblVehicleEF	LDT2	0.64	0.73
tblVehicleEF	LDT2	1.26	2.45
tblVehicleEF	LDT2	308.90	291.83
tblVehicleEF	LDT2	71.50	62.64
tblVehicleEF	LDT2	0.06	0.06

Merrill Commerce Center (Phase B Operations - Trucks) - San Bernardino-South Coast County, Annual

tblVehicleEF	LDT2	1.7520e-003	1.3590e-003
tblVehicleEF	LDT2	2.4460e-003	1.7340e-003
tblVehicleEF	LDT2	1.6110e-003	1.2500e-003
tblVehicleEF	LDT2	2.2490e-003	1.5950e-003
tblVehicleEF	LDT2	0.05	0.09
tblVehicleEF	LDT2	0.11	0.14
tblVehicleEF	LDT2	0.04	0.07
tblVehicleEF	LDT2	0.01	0.01
tblVehicleEF	LDT2	0.07	0.50
tblVehicleEF	LDT2	0.08	0.27
tblVehicleEF	LDT2	3.0940e-003	2.8870e-003
tblVehicleEF	LDT2	7.3600e-004	6.2000e-004
tblVehicleEF	LDT2	0.05	0.09
tblVehicleEF	LDT2	0.11	0.14
tblVehicleEF	LDT2	0.04	0.07
tblVehicleEF	LDT2	0.02	0.02
tblVehicleEF	LDT2	0.07	0.50
tblVehicleEF	LDT2	0.09	0.29
tblVehicleEF	LHD1	4.6720e-003	4.4980e-003
tblVehicleEF	LHD1	8.9900e-003	4.8130e-003
tblVehicleEF	LHD1	0.02	0.01
tblVehicleEF	LHD1	0.14	0.17
tblVehicleEF	LHD1	0.81	0.64
tblVehicleEF	LHD1	2.18	0.94
tblVehicleEF	LHD1	9.21	9.12
tblVehicleEF	LHD1	593.90	622.71
tblVehicleEF	LHD1	28.73	10.21

Merrill Commerce Center (Phase B Operations - Trucks) - San Bernardino-South Coast County, Annual

tblVehicleEF	LHD1	0.08	0.07
tblVehicleEF	LHD1	1.68	1.13
tblVehicleEF	LHD1	9.5400e-004	9.8200e-004
tblVehicleEF	LHD1	0.01	0.01
tblVehicleEF	LHD1	0.01	9.4060e-003
tblVehicleEF	LHD1	8.2700e-004	2.3100e-004
tblVehicleEF	LHD1	9.1300e-004	9.4000e-004
tblVehicleEF	LHD1	2.5700e-003	2.5020e-003
tblVehicleEF	LHD1	0.01	8.9760e-003
tblVehicleEF	LHD1	7.6100e-004	2.1300e-004
tblVehicleEF	LHD1	3.3830e-003	2.6930e-003
tblVehicleEF	LHD1	0.10	0.08
tblVehicleEF	LHD1	0.02	0.02
tblVehicleEF	LHD1	1.7110e-003	1.3450e-003
tblVehicleEF	LHD1	0.07	0.05
tblVehicleEF	LHD1	0.35	0.54
tblVehicleEF	LHD1	0.22	0.06
tblVehicleEF	LHD1	9.2000e-005	8.8000e-005
tblVehicleEF	LHD1	5.8160e-003	6.0590e-003
tblVehicleEF	LHD1	3.2800e-004	1.0100e-004
tblVehicleEF	LHD1	3.3830e-003	2.6930e-003
tblVehicleEF	LHD1	0.10	0.08
tblVehicleEF	LHD1	0.02	0.03
tblVehicleEF	LHD1	1.7110e-003	1.3450e-003
tblVehicleEF	LHD1	0.09	0.07
tblVehicleEF	LHD1	0.35	0.54
tblVehicleEF	LHD1	0.24	0.07

Merrill Commerce Center (Phase B Operations - Trucks) - San Bernardino-South Coast County, Annual

tblVehicleEF	LHD1	4.6720e-003	4.5120e-003
tblVehicleEF	LHD1	9.1960e-003	4.9120e-003
tblVehicleEF	LHD1	0.02	0.01
tblVehicleEF	LHD1	0.14	0.17
tblVehicleEF	LHD1	0.82	0.66
tblVehicleEF	LHD1	2.04	0.88
tblVehicleEF	LHD1	9.21	9.12
tblVehicleEF	LHD1	593.90	622.74
tblVehicleEF	LHD1	28.73	10.10
tblVehicleEF	LHD1	0.08	0.07
tblVehicleEF	LHD1	1.58	1.06
tblVehicleEF	LHD1	9.5400e-004	9.8200e-004
tblVehicleEF	LHD1	0.01	0.01
tblVehicleEF	LHD1	0.01	9.4060e-003
tblVehicleEF	LHD1	8.2700e-004	2.3100e-004
tblVehicleEF	LHD1	9.1300e-004	9.4000e-004
tblVehicleEF	LHD1	2.5700e-003	2.5020e-003
tblVehicleEF	LHD1	0.01	8.9760e-003
tblVehicleEF	LHD1	7.6100e-004	2.1300e-004
tblVehicleEF	LHD1	6.6270e-003	5.2970e-003
tblVehicleEF	LHD1	0.12	0.09
tblVehicleEF	LHD1	0.02	0.02
tblVehicleEF	LHD1	3.7910e-003	3.0170e-003
tblVehicleEF	LHD1	0.07	0.05
tblVehicleEF	LHD1	0.35	0.54
tblVehicleEF	LHD1	0.21	0.06
tblVehicleEF	LHD1	9.2000e-005	8.8000e-005

Merrill Commerce Center (Phase B Operations - Trucks) - San Bernardino-South Coast County, Annual

tblVehicleEF	LHD1	5.8160e-003	6.0590e-003
tblVehicleEF	LHD1	3.2600e-004	1.0000e-004
tblVehicleEF	LHD1	6.6270e-003	5.2970e-003
tblVehicleEF	LHD1	0.12	0.09
tblVehicleEF	LHD1	0.02	0.03
tblVehicleEF	LHD1	3.7910e-003	3.0170e-003
tblVehicleEF	LHD1	0.09	0.07
tblVehicleEF	LHD1	0.35	0.54
tblVehicleEF	LHD1	0.23	0.07
tblVehicleEF	LHD1	4.6720e-003	4.5010e-003
tblVehicleEF	LHD1	9.0130e-003	4.8240e-003
tblVehicleEF	LHD1	0.02	0.01
tblVehicleEF	LHD1	0.14	0.17
tblVehicleEF	LHD1	0.81	0.64
tblVehicleEF	LHD1	2.15	0.92
tblVehicleEF	LHD1	9.21	9.12
tblVehicleEF	LHD1	593.90	622.72
tblVehicleEF	LHD1	28.73	10.18
tblVehicleEF	LHD1	0.08	0.07
tblVehicleEF	LHD1	1.65	1.11
tblVehicleEF	LHD1	9.5400e-004	9.8200e-004
tblVehicleEF	LHD1	0.01	0.01
tblVehicleEF	LHD1	0.01	9.4060e-003
tblVehicleEF	LHD1	8.2700e-004	2.3100e-004
tblVehicleEF	LHD1	9.1300e-004	9.4000e-004
tblVehicleEF	LHD1	2.5700e-003	2.5020e-003
tblVehicleEF	LHD1	0.01	8.9760e-003

Merrill Commerce Center (Phase B Operations - Trucks) - San Bernardino-South Coast County, Annual

tblVehicleEF	LHD1	7.6100e-004	2.1300e-004
tblVehicleEF	LHD1	3.6120e-003	2.9190e-003
tblVehicleEF	LHD1	0.12	0.09
tblVehicleEF	LHD1	0.02	0.02
tblVehicleEF	LHD1	1.6770e-003	1.3230e-003
tblVehicleEF	LHD1	0.07	0.05
tblVehicleEF	LHD1	0.37	0.58
tblVehicleEF	LHD1	0.22	0.06
tblVehicleEF	LHD1	9.2000e-005	8.8000e-005
tblVehicleEF	LHD1	5.8160e-003	6.0590e-003
tblVehicleEF	LHD1	3.2800e-004	1.0100e-004
tblVehicleEF	LHD1	3.6120e-003	2.9190e-003
tblVehicleEF	LHD1	0.12	0.09
tblVehicleEF	LHD1	0.02	0.03
tblVehicleEF	LHD1	1.6770e-003	1.3230e-003
tblVehicleEF	LHD1	0.09	0.07
tblVehicleEF	LHD1	0.37	0.58
tblVehicleEF	LHD1	0.24	0.07
tblVehicleEF	LHD2	3.1420e-003	3.0290e-003
tblVehicleEF	LHD2	3.3700e-003	3.3290e-003
tblVehicleEF	LHD2	5.9590e-003	7.7710e-003
tblVehicleEF	LHD2	0.12	0.13
tblVehicleEF	LHD2	0.36	0.43
tblVehicleEF	LHD2	1.03	0.54
tblVehicleEF	LHD2	14.09	14.24
tblVehicleEF	LHD2	595.69	623.31
tblVehicleEF	LHD2	23.37	7.26

Merrill Commerce Center (Phase B Operations - Trucks) - San Bernardino-South Coast County, Annual

tblVehicleEF	LHD2	0.10	0.10
tblVehicleEF	LHD2	0.94	1.21
tblVehicleEF	LHD2	1.2080e-003	1.4410e-003
tblVehicleEF	LHD2	0.01	0.01
tblVehicleEF	LHD2	0.01	0.01
tblVehicleEF	LHD2	3.6200e-004	1.1200e-004
tblVehicleEF	LHD2	1.1560e-003	1.3780e-003
tblVehicleEF	LHD2	2.6970e-003	2.7030e-003
tblVehicleEF	LHD2	9.9080e-003	0.01
tblVehicleEF	LHD2	3.3300e-004	1.0300e-004
tblVehicleEF	LHD2	1.0780e-003	1.3290e-003
tblVehicleEF	LHD2	0.03	0.04
tblVehicleEF	LHD2	0.01	0.02
tblVehicleEF	LHD2	6.0700e-004	7.2000e-004
tblVehicleEF	LHD2	0.05	0.05
tblVehicleEF	LHD2	0.07	0.24
tblVehicleEF	LHD2	0.08	0.04
tblVehicleEF	LHD2	1.3700e-004	1.3600e-004
tblVehicleEF	LHD2	5.7920e-003	6.0100e-003
tblVehicleEF	LHD2	2.5200e-004	7.2000e-005
tblVehicleEF	LHD2	1.0780e-003	1.3290e-003
tblVehicleEF	LHD2	0.03	0.04
tblVehicleEF	LHD2	0.02	0.02
tblVehicleEF	LHD2	6.0700e-004	7.2000e-004
tblVehicleEF	LHD2	0.05	0.06
tblVehicleEF	LHD2	0.07	0.24
tblVehicleEF	LHD2	0.09	0.04

Merrill Commerce Center (Phase B Operations - Trucks) - San Bernardino-South Coast County, Annual

tblVehicleEF	LHD2	3.1420e-003	3.0380e-003
tblVehicleEF	LHD2	3.4100e-003	3.3590e-003
tblVehicleEF	LHD2	5.7050e-003	7.4220e-003
tblVehicleEF	LHD2	0.12	0.13
tblVehicleEF	LHD2	0.36	0.44
tblVehicleEF	LHD2	0.97	0.51
tblVehicleEF	LHD2	14.09	14.24
tblVehicleEF	LHD2	595.69	623.32
tblVehicleEF	LHD2	23.37	7.20
tblVehicleEF	LHD2	0.10	0.10
tblVehicleEF	LHD2	0.88	1.14
tblVehicleEF	LHD2	1.2080e-003	1.4410e-003
tblVehicleEF	LHD2	0.01	0.01
tblVehicleEF	LHD2	0.01	0.01
tblVehicleEF	LHD2	3.6200e-004	1.1200e-004
tblVehicleEF	LHD2	1.1560e-003	1.3780e-003
tblVehicleEF	LHD2	2.6970e-003	2.7030e-003
tblVehicleEF	LHD2	9.9080e-003	0.01
tblVehicleEF	LHD2	3.3300e-004	1.0300e-004
tblVehicleEF	LHD2	2.0680e-003	2.5650e-003
tblVehicleEF	LHD2	0.04	0.05
tblVehicleEF	LHD2	0.01	0.02
tblVehicleEF	LHD2	1.2890e-003	1.5490e-003
tblVehicleEF	LHD2	0.05	0.05
tblVehicleEF	LHD2	0.07	0.24
tblVehicleEF	LHD2	0.08	0.04
tblVehicleEF	LHD2	1.3700e-004	1.3600e-004

Merrill Commerce Center (Phase B Operations - Trucks) - San Bernardino-South Coast County, Annual

tblVehicleEF	LHD2	5.7920e-003	6.0110e-003
tblVehicleEF	LHD2	2.5100e-004	7.1000e-005
tblVehicleEF	LHD2	2.0680e-003	2.5650e-003
tblVehicleEF	LHD2	0.04	0.05
tblVehicleEF	LHD2	0.02	0.02
tblVehicleEF	LHD2	1.2890e-003	1.5490e-003
tblVehicleEF	LHD2	0.05	0.06
tblVehicleEF	LHD2	0.07	0.24
tblVehicleEF	LHD2	0.08	0.04
tblVehicleEF	LHD2	3.1420e-003	3.0310e-003
tblVehicleEF	LHD2	3.3740e-003	3.3320e-003
tblVehicleEF	LHD2	5.9110e-003	7.7050e-003
tblVehicleEF	LHD2	0.12	0.13
tblVehicleEF	LHD2	0.36	0.43
tblVehicleEF	LHD2	1.02	0.54
tblVehicleEF	LHD2	14.09	14.24
tblVehicleEF	LHD2	595.69	623.31
tblVehicleEF	LHD2	23.37	7.24
tblVehicleEF	LHD2	0.10	0.10
tblVehicleEF	LHD2	0.92	1.20
tblVehicleEF	LHD2	1.2080e-003	1.4410e-003
tblVehicleEF	LHD2	0.01	0.01
tblVehicleEF	LHD2	0.01	0.01
tblVehicleEF	LHD2	3.6200e-004	1.1200e-004
tblVehicleEF	LHD2	1.1560e-003	1.3780e-003
tblVehicleEF	LHD2	2.6970e-003	2.7030e-003
tblVehicleEF	LHD2	9.9080e-003	0.01

Merrill Commerce Center (Phase B Operations - Trucks) - San Bernardino-South Coast County, Annual

tblVehicleEF	LHD2	3.3300e-004	1.0300e-004
tblVehicleEF	LHD2	1.0780e-003	1.3530e-003
tblVehicleEF	LHD2	0.03	0.04
tblVehicleEF	LHD2	0.01	0.02
tblVehicleEF	LHD2	5.9100e-004	6.9900e-004
tblVehicleEF	LHD2	0.05	0.05
tblVehicleEF	LHD2	0.07	0.25
tblVehicleEF	LHD2	0.08	0.04
tblVehicleEF	LHD2	1.3700e-004	1.3600e-004
tblVehicleEF	LHD2	5.7920e-003	6.0100e-003
tblVehicleEF	LHD2	2.5200e-004	7.2000e-005
tblVehicleEF	LHD2	1.0780e-003	1.3530e-003
tblVehicleEF	LHD2	0.03	0.04
tblVehicleEF	LHD2	0.02	0.02
tblVehicleEF	LHD2	5.9100e-004	6.9900e-004
tblVehicleEF	LHD2	0.05	0.06
tblVehicleEF	LHD2	0.07	0.25
tblVehicleEF	LHD2	0.09	0.04
tblVehicleEF	MCY	0.44	0.33
tblVehicleEF	MCY	0.16	0.25
tblVehicleEF	MCY	19.41	19.66
tblVehicleEF	MCY	9.98	8.85
tblVehicleEF	MCY	169.81	211.00
tblVehicleEF	MCY	45.18	60.62
tblVehicleEF	MCY	1.15	1.15
tblVehicleEF	MCY	1.9700e-003	1.9320e-003
tblVehicleEF	MCY	3.3250e-003	2.8200e-003

Merrill Commerce Center (Phase B Operations - Trucks) - San Bernardino-South Coast County, Annual

tblVehicleEF	MCY	1.8410e-003	1.8050e-003
tblVehicleEF	MCY	3.1250e-003	2.6490e-003
tblVehicleEF	MCY	1.43	1.45
tblVehicleEF	MCY	0.80	0.82
tblVehicleEF	MCY	0.78	0.79
tblVehicleEF	MCY	2.18	2.19
tblVehicleEF	MCY	0.45	1.82
tblVehicleEF	MCY	2.12	1.87
tblVehicleEF	MCY	2.0790e-003	2.0880e-003
tblVehicleEF	MCY	6.7700e-004	6.0000e-004
tblVehicleEF	MCY	1.43	1.45
tblVehicleEF	MCY	0.80	0.82
tblVehicleEF	MCY	0.78	0.79
tblVehicleEF	MCY	2.71	2.71
tblVehicleEF	MCY	0.45	1.82
tblVehicleEF	MCY	2.31	2.04
tblVehicleEF	MCY	0.43	0.32
tblVehicleEF	MCY	0.13	0.21
tblVehicleEF	MCY	19.54	19.80
tblVehicleEF	MCY	9.04	7.97
tblVehicleEF	MCY	169.81	211.03
tblVehicleEF	MCY	45.18	58.35
tblVehicleEF	MCY	0.98	0.98
tblVehicleEF	MCY	1.9700e-003	1.9320e-003
tblVehicleEF	MCY	3.3250e-003	2.8200e-003
tblVehicleEF	MCY	1.8410e-003	1.8050e-003
tblVehicleEF	MCY	3.1250e-003	2.6490e-003

Merrill Commerce Center (Phase B Operations - Trucks) - San Bernardino-South Coast County, Annual

tblVehicleEF	MCY	3.10	3.13
tblVehicleEF	MCY	1.23	1.26
tblVehicleEF	MCY	2.07	2.09
tblVehicleEF	MCY	2.14	2.14
tblVehicleEF	MCY	0.45	1.81
tblVehicleEF	MCY	1.83	1.61
tblVehicleEF	MCY	2.0790e-003	2.0880e-003
tblVehicleEF	MCY	6.5300e-004	5.7700e-004
tblVehicleEF	MCY	3.10	3.13
tblVehicleEF	MCY	1.23	1.26
tblVehicleEF	MCY	2.07	2.09
tblVehicleEF	MCY	2.65	2.65
tblVehicleEF	MCY	0.45	1.81
tblVehicleEF	MCY	1.99	1.75
tblVehicleEF	MCY	0.43	0.32
tblVehicleEF	MCY	0.15	0.24
tblVehicleEF	MCY	18.58	18.81
tblVehicleEF	MCY	9.62	8.50
tblVehicleEF	MCY	169.81	209.52
tblVehicleEF	MCY	45.18	59.85
tblVehicleEF	MCY	1.11	1.11
tblVehicleEF	MCY	1.9700e-003	1.9320e-003
tblVehicleEF	MCY	3.3250e-003	2.8200e-003
tblVehicleEF	MCY	1.8410e-003	1.8050e-003
tblVehicleEF	MCY	3.1250e-003	2.6490e-003
tblVehicleEF	MCY	1.69	1.70
tblVehicleEF	MCY	1.07	1.09

Merrill Commerce Center (Phase B Operations - Trucks) - San Bernardino-South Coast County, Annual

tblVehicleEF	MCY	0.70	0.70
tblVehicleEF	MCY	2.15	2.16
tblVehicleEF	MCY	0.52	2.09
tblVehicleEF	MCY	2.05	1.81
tblVehicleEF	MCY	2.0650e-003	2.0730e-003
tblVehicleEF	MCY	6.6900e-004	5.9200e-004
tblVehicleEF	MCY	1.69	1.70
tblVehicleEF	MCY	1.07	1.09
tblVehicleEF	MCY	0.70	0.70
tblVehicleEF	MCY	2.67	2.67
tblVehicleEF	MCY	0.52	2.09
tblVehicleEF	MCY	2.23	1.97
tblVehicleEF	MDV	9.3540e-003	3.8560e-003
tblVehicleEF	MDV	0.01	0.07
tblVehicleEF	MDV	1.04	0.86
tblVehicleEF	MDV	2.45	2.81
tblVehicleEF	MDV	439.27	371.74
tblVehicleEF	MDV	98.67	77.98
tblVehicleEF	MDV	0.13	0.08
tblVehicleEF	MDV	1.7830e-003	1.4230e-003
tblVehicleEF	MDV	2.4100e-003	1.7590e-003
tblVehicleEF	MDV	1.6430e-003	1.3120e-003
tblVehicleEF	MDV	2.2160e-003	1.6180e-003
tblVehicleEF	MDV	0.09	0.11
tblVehicleEF	MDV	0.18	0.15
tblVehicleEF	MDV	0.08	0.10
tblVehicleEF	MDV	0.02	0.02

Merrill Commerce Center (Phase B Operations - Trucks) - San Bernardino-South Coast County, Annual

tblVehicleEF	MDV	0.10	0.47
tblVehicleEF	MDV	0.18	0.34
tblVehicleEF	MDV	4.3980e-003	3.6750e-003
tblVehicleEF	MDV	1.0290e-003	7.7200e-004
tblVehicleEF	MDV	0.09	0.11
tblVehicleEF	MDV	0.18	0.15
tblVehicleEF	MDV	0.08	0.10
tblVehicleEF	MDV	0.03	0.02
tblVehicleEF	MDV	0.10	0.47
tblVehicleEF	MDV	0.20	0.37
tblVehicleEF	MDV	0.01	4.4140e-003
tblVehicleEF	MDV	0.01	0.06
tblVehicleEF	MDV	1.27	1.05
tblVehicleEF	MDV	2.03	2.33
tblVehicleEF	MDV	478.15	394.46
tblVehicleEF	MDV	98.67	77.03
tblVehicleEF	MDV	0.11	0.07
tblVehicleEF	MDV	1.7830e-003	1.4230e-003
tblVehicleEF	MDV	2.4100e-003	1.7590e-003
tblVehicleEF	MDV	1.6430e-003	1.3120e-003
tblVehicleEF	MDV	2.2160e-003	1.6180e-003
tblVehicleEF	MDV	0.19	0.22
tblVehicleEF	MDV	0.21	0.18
tblVehicleEF	MDV	0.16	0.20
tblVehicleEF	MDV	0.03	0.02
tblVehicleEF	MDV	0.10	0.47
tblVehicleEF	MDV	0.15	0.29

Merrill Commerce Center (Phase B Operations - Trucks) - San Bernardino-South Coast County, Annual

tblVehicleEF	MDV	4.7900e-003	3.9000e-003
tblVehicleEF	MDV	1.0220e-003	7.6200e-004
tblVehicleEF	MDV	0.19	0.22
tblVehicleEF	MDV	0.21	0.18
tblVehicleEF	MDV	0.16	0.20
tblVehicleEF	MDV	0.04	0.03
tblVehicleEF	MDV	0.10	0.47
tblVehicleEF	MDV	0.17	0.31
tblVehicleEF	MDV	9.1040e-003	3.7610e-003
tblVehicleEF	MDV	0.01	0.07
tblVehicleEF	MDV	0.99	0.81
tblVehicleEF	MDV	2.42	2.77
tblVehicleEF	MDV	430.20	366.36
tblVehicleEF	MDV	98.67	77.90
tblVehicleEF	MDV	0.12	0.07
tblVehicleEF	MDV	1.7830e-003	1.4230e-003
tblVehicleEF	MDV	2.4100e-003	1.7590e-003
tblVehicleEF	MDV	1.6430e-003	1.3120e-003
tblVehicleEF	MDV	2.2160e-003	1.6180e-003
tblVehicleEF	MDV	0.09	0.10
tblVehicleEF	MDV	0.20	0.17
tblVehicleEF	MDV	0.08	0.09
tblVehicleEF	MDV	0.02	0.02
tblVehicleEF	MDV	0.12	0.55
tblVehicleEF	MDV	0.18	0.34
tblVehicleEF	MDV	4.3070e-003	3.6210e-003
tblVehicleEF	MDV	1.0290e-003	7.7100e-004

Merrill Commerce Center (Phase B Operations - Trucks) - San Bernardino-South Coast County, Annual

tblVehicleEF	MDV	0.09	0.10
tblVehicleEF	MDV	0.20	0.17
tblVehicleEF	MDV	0.08	0.09
tblVehicleEF	MDV	0.03	0.02
tblVehicleEF	MDV	0.12	0.55
tblVehicleEF	MDV	0.20	0.37
tblVehicleEF	MH	0.02	3.5960e-003
tblVehicleEF	MH	0.02	0.00
tblVehicleEF	MH	1.94	0.33
tblVehicleEF	MH	5.34	0.00
tblVehicleEF	MH	1,048.24	928.73
tblVehicleEF	MH	58.51	0.00
tblVehicleEF	MH	1.28	4.11
tblVehicleEF	MH	0.01	0.02
tblVehicleEF	MH	0.03	0.12
tblVehicleEF	MH	1.0110e-003	0.00
tblVehicleEF	MH	3.2250e-003	4.0000e-003
tblVehicleEF	MH	0.03	0.12
tblVehicleEF	MH	9.3000e-004	0.00
tblVehicleEF	MH	1.22	0.00
tblVehicleEF	MH	0.08	0.00
tblVehicleEF	MH	0.43	0.00
tblVehicleEF	MH	0.07	0.08
tblVehicleEF	MH	0.03	0.00
tblVehicleEF	MH	0.31	0.00
tblVehicleEF	MH	0.01	8.7800e-003
tblVehicleEF	MH	6.7800e-004	0.00

Merrill Commerce Center (Phase B Operations - Trucks) - San Bernardino-South Coast County, Annual

tblVehicleEF	MH	1.22	0.00
tblVehicleEF	MH	0.08	0.00
tblVehicleEF	MH	0.43	0.00
tblVehicleEF	MH	0.10	0.09
tblVehicleEF	MH	0.03	0.00
tblVehicleEF	MH	0.34	0.00
tblVehicleEF	MH	0.02	3.5960e-003
tblVehicleEF	MH	0.02	0.00
tblVehicleEF	MH	2.01	0.33
tblVehicleEF	MH	4.87	0.00
tblVehicleEF	MH	1,048.24	928.73
tblVehicleEF	MH	58.51	0.00
tblVehicleEF	MH	1.17	3.87
tblVehicleEF	MH	0.01	0.02
tblVehicleEF	MH	0.03	0.12
tblVehicleEF	MH	1.0110e-003	0.00
tblVehicleEF	MH	3.2250e-003	4.0000e-003
tblVehicleEF	MH	0.03	0.12
tblVehicleEF	MH	9.3000e-004	0.00
tblVehicleEF	MH	2.40	0.00
tblVehicleEF	MH	0.09	0.00
tblVehicleEF	MH	1.01	0.00
tblVehicleEF	MH	0.08	0.08
tblVehicleEF	MH	0.03	0.00
tblVehicleEF	MH	0.29	0.00
tblVehicleEF	MH	0.01	8.7800e-003
tblVehicleEF	MH	6.7000e-004	0.00

Merrill Commerce Center (Phase B Operations - Trucks) - San Bernardino-South Coast County, Annual

tblVehicleEF	MH	2.40	0.00
tblVehicleEF	MH	0.09	0.00
tblVehicleEF	MH	1.01	0.00
tblVehicleEF	MH	0.10	0.09
tblVehicleEF	MH	0.03	0.00
tblVehicleEF	MH	0.32	0.00
tblVehicleEF	MH	0.02	3.5960e-003
tblVehicleEF	MH	0.02	0.00
tblVehicleEF	MH	1.94	0.33
tblVehicleEF	MH	5.29	0.00
tblVehicleEF	MH	1,048.24	928.73
tblVehicleEF	MH	58.51	0.00
tblVehicleEF	MH	1.25	4.05
tblVehicleEF	MH	0.01	0.02
tblVehicleEF	MH	0.03	0.12
tblVehicleEF	MH	1.0110e-003	0.00
tblVehicleEF	MH	3.2250e-003	4.0000e-003
tblVehicleEF	MH	0.03	0.12
tblVehicleEF	MH	9.3000e-004	0.00
tblVehicleEF	MH	1.42	0.00
tblVehicleEF	MH	0.09	0.00
tblVehicleEF	MH	0.44	0.00
tblVehicleEF	MH	0.07	0.08
tblVehicleEF	MH	0.03	0.00
tblVehicleEF	MH	0.31	0.00
tblVehicleEF	MH	0.01	8.7800e-003
tblVehicleEF	MH	6.7700e-004	0.00

Merrill Commerce Center (Phase B Operations - Trucks) - San Bernardino-South Coast County, Annual

tblVehicleEF	MH	1.42	0.00
tblVehicleEF	MH	0.09	0.00
tblVehicleEF	MH	0.44	0.00
tblVehicleEF	MH	0.10	0.09
tblVehicleEF	MH	0.03	0.00
tblVehicleEF	MH	0.34	0.00
tblVehicleEF	MHD	0.02	3.0370e-003
tblVehicleEF	MHD	2.3730e-003	1.0670e-003
tblVehicleEF	MHD	0.04	7.4460e-003
tblVehicleEF	MHD	0.29	0.34
tblVehicleEF	MHD	0.21	0.14
tblVehicleEF	MHD	3.98	0.80
tblVehicleEF	MHD	157.13	63.12
tblVehicleEF	MHD	1,097.93	940.09
tblVehicleEF	MHD	49.45	7.43
tblVehicleEF	MHD	0.42	0.34
tblVehicleEF	MHD	0.63	1.01
tblVehicleEF	MHD	9.1000e-005	2.4100e-004
tblVehicleEF	MHD	2.7720e-003	7.6590e-003
tblVehicleEF	MHD	6.6500e-004	8.6000e-005
tblVehicleEF	MHD	8.7000e-005	2.3000e-004
tblVehicleEF	MHD	2.6480e-003	7.3240e-003
tblVehicleEF	MHD	6.1100e-004	7.9000e-005
tblVehicleEF	MHD	9.7700e-004	4.4300e-004
tblVehicleEF	MHD	0.03	0.02
tblVehicleEF	MHD	0.02	0.02
tblVehicleEF	MHD	5.2700e-004	2.3800e-004

Merrill Commerce Center (Phase B Operations - Trucks) - San Bernardino-South Coast County, Annual

tblVehicleEF	MHD	0.03	0.01
tblVehicleEF	MHD	0.01	0.08
tblVehicleEF	MHD	0.24	0.04
tblVehicleEF	MHD	1.5090e-003	5.9900e-004
tblVehicleEF	MHD	0.01	8.9580e-003
tblVehicleEF	MHD	5.6400e-004	7.4000e-005
tblVehicleEF	MHD	9.7700e-004	4.4300e-004
tblVehicleEF	MHD	0.03	0.02
tblVehicleEF	MHD	0.03	0.02
tblVehicleEF	MHD	5.2700e-004	2.3800e-004
tblVehicleEF	MHD	0.03	0.01
tblVehicleEF	MHD	0.01	0.08
tblVehicleEF	MHD	0.27	0.04
tblVehicleEF	MHD	0.01	2.8930e-003
tblVehicleEF	MHD	2.4050e-003	1.0900e-003
tblVehicleEF	MHD	0.04	7.1060e-003
tblVehicleEF	MHD	0.21	0.29
tblVehicleEF	MHD	0.21	0.15
tblVehicleEF	MHD	3.72	0.75
tblVehicleEF	MHD	166.43	62.88
tblVehicleEF	MHD	1,097.93	940.09
tblVehicleEF	MHD	49.45	7.34
tblVehicleEF	MHD	0.44	0.33
tblVehicleEF	MHD	0.59	0.95
tblVehicleEF	MHD	7.6000e-005	2.0600e-004
tblVehicleEF	MHD	2.7720e-003	7.6590e-003
tblVehicleEF	MHD	6.6500e-004	8.6000e-005

Merrill Commerce Center (Phase B Operations - Trucks) - San Bernardino-South Coast County, Annual

tblVehicleEF	MHD	7.3000e-005	1.9700e-004
tblVehicleEF	MHD	2.6480e-003	7.3240e-003
tblVehicleEF	MHD	6.1100e-004	7.9000e-005
tblVehicleEF	MHD	1.9120e-003	8.6600e-004
tblVehicleEF	MHD	0.04	0.02
tblVehicleEF	MHD	0.02	0.01
tblVehicleEF	MHD	1.1780e-003	5.3200e-004
tblVehicleEF	MHD	0.03	0.01
tblVehicleEF	MHD	0.01	0.08
tblVehicleEF	MHD	0.23	0.04
tblVehicleEF	MHD	1.5970e-003	5.9700e-004
tblVehicleEF	MHD	0.01	8.9590e-003
tblVehicleEF	MHD	5.6000e-004	7.3000e-005
tblVehicleEF	MHD	1.9120e-003	8.6600e-004
tblVehicleEF	MHD	0.04	0.02
tblVehicleEF	MHD	0.03	0.02
tblVehicleEF	MHD	1.1780e-003	5.3200e-004
tblVehicleEF	MHD	0.03	0.01
tblVehicleEF	MHD	0.01	0.08
tblVehicleEF	MHD	0.25	0.04
tblVehicleEF	MHD	0.02	3.2500e-003
tblVehicleEF	MHD	2.3770e-003	1.0690e-003
tblVehicleEF	MHD	0.04	7.3590e-003
tblVehicleEF	MHD	0.41	0.40
tblVehicleEF	MHD	0.21	0.14
tblVehicleEF	MHD	3.91	0.79
tblVehicleEF	MHD	144.26	63.46

Merrill Commerce Center (Phase B Operations - Trucks) - San Bernardino-South Coast County, Annual

tblVehicleEF	MHD	1,097.93	940.09
tblVehicleEF	MHD	49.45	7.41
tblVehicleEF	MHD	0.40	0.36
tblVehicleEF	MHD	0.62	0.99
tblVehicleEF	MHD	1.1000e-004	2.8900e-004
tblVehicleEF	MHD	2.7720e-003	7.6590e-003
tblVehicleEF	MHD	6.6500e-004	8.6000e-005
tblVehicleEF	MHD	1.0600e-004	2.7600e-004
tblVehicleEF	MHD	2.6480e-003	7.3240e-003
tblVehicleEF	MHD	6.1100e-004	7.9000e-005
tblVehicleEF	MHD	1.0160e-003	4.6200e-004
tblVehicleEF	MHD	0.04	0.02
tblVehicleEF	MHD	0.02	0.02
tblVehicleEF	MHD	5.1300e-004	2.3200e-004
tblVehicleEF	MHD	0.03	0.01
tblVehicleEF	MHD	0.01	0.09
tblVehicleEF	MHD	0.24	0.04
tblVehicleEF	MHD	1.3880e-003	6.0200e-004
tblVehicleEF	MHD	0.01	8.9580e-003
tblVehicleEF	MHD	5.6300e-004	7.3000e-005
tblVehicleEF	MHD	1.0160e-003	4.6200e-004
tblVehicleEF	MHD	0.04	0.02
tblVehicleEF	MHD	0.03	0.02
tblVehicleEF	MHD	5.1300e-004	2.3200e-004
tblVehicleEF	MHD	0.03	0.01
tblVehicleEF	MHD	0.01	0.09
tblVehicleEF	MHD	0.26	0.04

Merrill Commerce Center (Phase B Operations - Trucks) - San Bernardino-South Coast County, Annual

tblVehicleEF	OBUS	0.01	9.0060e-003
tblVehicleEF	OBUS	6.2520e-003	5.7900e-003
tblVehicleEF	OBUS	0.03	0.02
tblVehicleEF	OBUS	0.24	0.51
tblVehicleEF	OBUS	0.41	0.69
tblVehicleEF	OBUS	5.29	2.52
tblVehicleEF	OBUS	65.82	66.45
tblVehicleEF	OBUS	1,119.44	1,394.03
tblVehicleEF	OBUS	69.89	20.71
tblVehicleEF	OBUS	0.13	0.24
tblVehicleEF	OBUS	0.44	0.87
tblVehicleEF	OBUS	1.1000e-005	8.1000e-005
tblVehicleEF	OBUS	2.0200e-003	6.3490e-003
tblVehicleEF	OBUS	9.5000e-004	2.3700e-004
tblVehicleEF	OBUS	1.1000e-005	7.8000e-005
tblVehicleEF	OBUS	1.9090e-003	6.0530e-003
tblVehicleEF	OBUS	8.7400e-004	2.1800e-004
tblVehicleEF	OBUS	1.8990e-003	2.7570e-003
tblVehicleEF	OBUS	0.02	0.03
tblVehicleEF	OBUS	0.03	0.05
tblVehicleEF	OBUS	8.3600e-004	1.1520e-003
tblVehicleEF	OBUS	0.03	0.03
tblVehicleEF	OBUS	0.05	0.32
tblVehicleEF	OBUS	0.33	0.12
tblVehicleEF	OBUS	6.4000e-004	6.3400e-004
tblVehicleEF	OBUS	0.01	0.01
tblVehicleEF	OBUS	7.9100e-004	2.0500e-004

Merrill Commerce Center (Phase B Operations - Trucks) - San Bernardino-South Coast County, Annual

tblVehicleEF	OBUS	1.8990e-003	2.7570e-003
tblVehicleEF	OBUS	0.02	0.03
tblVehicleEF	OBUS	0.04	0.06
tblVehicleEF	OBUS	8.3600e-004	1.1520e-003
tblVehicleEF	OBUS	0.04	0.04
tblVehicleEF	OBUS	0.05	0.32
tblVehicleEF	OBUS	0.36	0.13
tblVehicleEF	OBUS	0.01	9.0820e-003
tblVehicleEF	OBUS	6.4110e-003	5.9630e-003
tblVehicleEF	OBUS	0.02	0.02
tblVehicleEF	OBUS	0.24	0.51
tblVehicleEF	OBUS	0.42	0.71
tblVehicleEF	OBUS	4.85	2.32
tblVehicleEF	OBUS	68.71	65.76
tblVehicleEF	OBUS	1,119.44	1,394.07
tblVehicleEF	OBUS	69.89	20.35
tblVehicleEF	OBUS	0.13	0.23
tblVehicleEF	OBUS	0.41	0.80
tblVehicleEF	OBUS	1.0000e-005	7.2000e-005
tblVehicleEF	OBUS	2.0200e-003	6.3490e-003
tblVehicleEF	OBUS	9.5000e-004	2.3700e-004
tblVehicleEF	OBUS	9.0000e-006	6.9000e-005
tblVehicleEF	OBUS	1.9090e-003	6.0530e-003
tblVehicleEF	OBUS	8.7400e-004	2.1800e-004
tblVehicleEF	OBUS	3.6770e-003	5.3510e-003
tblVehicleEF	OBUS	0.02	0.03
tblVehicleEF	OBUS	0.03	0.05

Merrill Commerce Center (Phase B Operations - Trucks) - San Bernardino-South Coast County, Annual

tblVehicleEF	OBUS	1.8930e-003	2.6140e-003
tblVehicleEF	OBUS	0.03	0.03
tblVehicleEF	OBUS	0.05	0.32
tblVehicleEF	OBUS	0.31	0.11
tblVehicleEF	OBUS	6.6800e-004	6.2800e-004
tblVehicleEF	OBUS	0.01	0.01
tblVehicleEF	OBUS	7.8400e-004	2.0100e-004
tblVehicleEF	OBUS	3.6770e-003	5.3510e-003
tblVehicleEF	OBUS	0.02	0.03
tblVehicleEF	OBUS	0.04	0.06
tblVehicleEF	OBUS	1.8930e-003	2.6140e-003
tblVehicleEF	OBUS	0.04	0.04
tblVehicleEF	OBUS	0.05	0.32
tblVehicleEF	OBUS	0.34	0.12
tblVehicleEF	OBUS	0.01	8.9410e-003
tblVehicleEF	OBUS	6.2690e-003	5.8090e-003
tblVehicleEF	OBUS	0.03	0.02
tblVehicleEF	OBUS	0.25	0.51
tblVehicleEF	OBUS	0.41	0.69
tblVehicleEF	OBUS	5.25	2.51
tblVehicleEF	OBUS	61.82	67.41
tblVehicleEF	OBUS	1,119.44	1,394.04
tblVehicleEF	OBUS	69.89	20.67
tblVehicleEF	OBUS	0.12	0.26
tblVehicleEF	OBUS	0.43	0.86
tblVehicleEF	OBUS	1.4000e-005	9.4000e-005
tblVehicleEF	OBUS	2.0200e-003	6.3490e-003

Merrill Commerce Center (Phase B Operations - Trucks) - San Bernardino-South Coast County, Annual

tblVehicleEF	OBUS	9.5000e-004	2.3700e-004
tblVehicleEF	OBUS	1.3000e-005	9.0000e-005
tblVehicleEF	OBUS	1.9090e-003	6.0530e-003
tblVehicleEF	OBUS	8.7400e-004	2.1800e-004
tblVehicleEF	OBUS	1.9540e-003	2.9210e-003
tblVehicleEF	OBUS	0.02	0.03
tblVehicleEF	OBUS	0.03	0.05
tblVehicleEF	OBUS	8.3000e-004	1.1560e-003
tblVehicleEF	OBUS	0.03	0.03
tblVehicleEF	OBUS	0.05	0.34
tblVehicleEF	OBUS	0.33	0.12
tblVehicleEF	OBUS	6.0200e-004	6.4400e-004
tblVehicleEF	OBUS	0.01	0.01
tblVehicleEF	OBUS	7.9100e-004	2.0500e-004
tblVehicleEF	OBUS	1.9540e-003	2.9210e-003
tblVehicleEF	OBUS	0.02	0.03
tblVehicleEF	OBUS	0.04	0.06
tblVehicleEF	OBUS	8.3000e-004	1.1560e-003
tblVehicleEF	OBUS	0.04	0.04
tblVehicleEF	OBUS	0.05	0.34
tblVehicleEF	OBUS	0.36	0.13
tblVehicleEF	SBUS	0.82	0.05
tblVehicleEF	SBUS	8.4750e-003	5.6520e-003
tblVehicleEF	SBUS	0.06	4.4230e-003
tblVehicleEF	SBUS	6.01	2.12
tblVehicleEF	SBUS	0.53	0.48
tblVehicleEF	SBUS	5.05	0.58

Merrill Commerce Center (Phase B Operations - Trucks) - San Bernardino-South Coast County, Annual

tblVehicleEF	SBUS	1,217.18	331.70
tblVehicleEF	SBUS	1,113.27	1,082.52
tblVehicleEF	SBUS	40.27	3.48
tblVehicleEF	SBUS	9.36	3.05
tblVehicleEF	SBUS	3.61	4.26
tblVehicleEF	SBUS	7.8830e-003	2.9700e-003
tblVehicleEF	SBUS	0.01	0.01
tblVehicleEF	SBUS	0.02	0.02
tblVehicleEF	SBUS	5.9900e-004	3.5000e-005
tblVehicleEF	SBUS	7.5420e-003	2.8410e-003
tblVehicleEF	SBUS	2.7330e-003	2.7420e-003
tblVehicleEF	SBUS	0.02	0.02
tblVehicleEF	SBUS	5.5100e-004	3.2000e-005
tblVehicleEF	SBUS	3.0330e-003	7.5800e-004
tblVehicleEF	SBUS	0.02	5.7310e-003
tblVehicleEF	SBUS	0.71	0.22
tblVehicleEF	SBUS	1.4390e-003	3.8400e-004
tblVehicleEF	SBUS	0.10	0.08
tblVehicleEF	SBUS	9.3710e-003	0.03
tblVehicleEF	SBUS	0.27	0.03
tblVehicleEF	SBUS	0.01	3.1550e-003
tblVehicleEF	SBUS	0.01	0.01
tblVehicleEF	SBUS	4.9000e-004	3.4000e-005
tblVehicleEF	SBUS	3.0330e-003	7.5800e-004
tblVehicleEF	SBUS	0.02	5.7310e-003
tblVehicleEF	SBUS	1.02	0.31
tblVehicleEF	SBUS	1.4390e-003	3.8400e-004

Merrill Commerce Center (Phase B Operations - Trucks) - San Bernardino-South Coast County, Annual

tblVehicleEF	SBUS	0.11	0.10
tblVehicleEF	SBUS	9.3710e-003	0.03
tblVehicleEF	SBUS	0.29	0.03
tblVehicleEF	SBUS	0.82	0.05
tblVehicleEF	SBUS	8.6200e-003	5.7220e-003
tblVehicleEF	SBUS	0.05	3.6550e-003
tblVehicleEF	SBUS	5.89	2.09
tblVehicleEF	SBUS	0.53	0.49
tblVehicleEF	SBUS	3.46	0.41
tblVehicleEF	SBUS	1,277.69	337.86
tblVehicleEF	SBUS	1,113.27	1,082.54
tblVehicleEF	SBUS	40.27	3.19
tblVehicleEF	SBUS	9.66	3.09
tblVehicleEF	SBUS	3.39	3.99
tblVehicleEF	SBUS	6.6460e-003	2.5130e-003
tblVehicleEF	SBUS	0.01	0.01
tblVehicleEF	SBUS	0.02	0.02
tblVehicleEF	SBUS	5.9900e-004	3.5000e-005
tblVehicleEF	SBUS	6.3580e-003	2.4040e-003
tblVehicleEF	SBUS	2.7330e-003	2.7420e-003
tblVehicleEF	SBUS	0.02	0.02
tblVehicleEF	SBUS	5.5100e-004	3.2000e-005
tblVehicleEF	SBUS	5.7580e-003	1.3700e-003
tblVehicleEF	SBUS	0.02	5.9610e-003
tblVehicleEF	SBUS	0.71	0.22
tblVehicleEF	SBUS	3.0800e-003	7.3800e-004
tblVehicleEF	SBUS	0.10	0.08

Merrill Commerce Center (Phase B Operations - Trucks) - San Bernardino-South Coast County, Annual

tblVehicleEF	SBUS	8.5600e-003	0.03
tblVehicleEF	SBUS	0.22	0.02
tblVehicleEF	SBUS	0.01	3.2130e-003
tblVehicleEF	SBUS	0.01	0.01
tblVehicleEF	SBUS	4.6300e-004	3.2000e-005
tblVehicleEF	SBUS	5.7580e-003	1.3700e-003
tblVehicleEF	SBUS	0.02	5.9610e-003
tblVehicleEF	SBUS	1.02	0.31
tblVehicleEF	SBUS	3.0800e-003	7.3800e-004
tblVehicleEF	SBUS	0.11	0.10
tblVehicleEF	SBUS	8.5600e-003	0.03
tblVehicleEF	SBUS	0.24	0.02
tblVehicleEF	SBUS	0.82	0.05
tblVehicleEF	SBUS	8.4790e-003	5.6490e-003
tblVehicleEF	SBUS	0.06	4.5230e-003
tblVehicleEF	SBUS	6.17	2.16
tblVehicleEF	SBUS	0.53	0.48
tblVehicleEF	SBUS	5.10	0.60
tblVehicleEF	SBUS	1,133.61	323.18
tblVehicleEF	SBUS	1,113.27	1,082.52
tblVehicleEF	SBUS	40.27	3.50
tblVehicleEF	SBUS	8.94	2.98
tblVehicleEF	SBUS	3.56	4.20
tblVehicleEF	SBUS	9.5930e-003	3.6010e-003
tblVehicleEF	SBUS	0.01	0.01
tblVehicleEF	SBUS	0.02	0.02
tblVehicleEF	SBUS	5.9900e-004	3.5000e-005

Merrill Commerce Center (Phase B Operations - Trucks) - San Bernardino-South Coast County, Annual

tblVehicleEF	SBUS	9.1780e-003	3.4450e-003
tblVehicleEF	SBUS	2.7330e-003	2.7420e-003
tblVehicleEF	SBUS	0.02	0.02
tblVehicleEF	SBUS	5.5100e-004	3.2000e-005
tblVehicleEF	SBUS	2.9290e-003	7.0600e-004
tblVehicleEF	SBUS	0.02	5.8560e-003
tblVehicleEF	SBUS	0.71	0.22
tblVehicleEF	SBUS	1.4140e-003	3.8400e-004
tblVehicleEF	SBUS	0.10	0.08
tblVehicleEF	SBUS	0.01	0.04
tblVehicleEF	SBUS	0.27	0.03
tblVehicleEF	SBUS	0.01	3.0740e-003
tblVehicleEF	SBUS	0.01	0.01
tblVehicleEF	SBUS	4.9100e-004	3.5000e-005
tblVehicleEF	SBUS	2.9290e-003	7.0600e-004
tblVehicleEF	SBUS	0.02	5.8560e-003
tblVehicleEF	SBUS	1.03	0.31
tblVehicleEF	SBUS	1.4140e-003	3.8400e-004
tblVehicleEF	SBUS	0.11	0.10
tblVehicleEF	SBUS	0.01	0.04
tblVehicleEF	SBUS	0.29	0.03
tblVehicleEF	UBUS	1.54	4.21
tblVehicleEF	UBUS	0.08	0.02
tblVehicleEF	UBUS	7.71	32.80
tblVehicleEF	UBUS	12.81	1.41
tblVehicleEF	UBUS	1,799.11	1,717.67
tblVehicleEF	UBUS	140.33	16.41

Merrill Commerce Center (Phase B Operations - Trucks) - San Bernardino-South Coast County, Annual

tblVehicleEF	UBUS	4.15	0.36
tblVehicleEF	UBUS	0.51	0.08
tblVehicleEF	UBUS	0.01	0.03
tblVehicleEF	UBUS	0.04	2.7180e-003
tblVehicleEF	UBUS	1.4670e-003	2.1400e-004
tblVehicleEF	UBUS	0.22	0.03
tblVehicleEF	UBUS	3.0000e-003	6.3130e-003
tblVehicleEF	UBUS	0.04	2.5830e-003
tblVehicleEF	UBUS	1.3480e-003	1.9700e-004
tblVehicleEF	UBUS	7.2070e-003	1.6210e-003
tblVehicleEF	UBUS	0.10	8.9290e-003
tblVehicleEF	UBUS	3.6150e-003	6.9100e-004
tblVehicleEF	UBUS	0.42	0.06
tblVehicleEF	UBUS	0.02	0.03
tblVehicleEF	UBUS	1.06	0.07
tblVehicleEF	UBUS	9.4600e-003	3.7390e-003
tblVehicleEF	UBUS	1.6370e-003	1.6200e-004
tblVehicleEF	UBUS	7.2070e-003	1.6210e-003
tblVehicleEF	UBUS	0.10	8.9290e-003
tblVehicleEF	UBUS	3.6150e-003	6.9100e-004
tblVehicleEF	UBUS	2.00	4.30
tblVehicleEF	UBUS	0.02	0.03
tblVehicleEF	UBUS	1.17	0.07
tblVehicleEF	UBUS	1.54	4.21
tblVehicleEF	UBUS	0.07	0.02
tblVehicleEF	UBUS	7.78	32.80
tblVehicleEF	UBUS	10.55	1.16

Merrill Commerce Center (Phase B Operations - Trucks) - San Bernardino-South Coast County, Annual

tblVehicleEF	UBUS	1,799.11	1,717.67
tblVehicleEF	UBUS	140.33	15.98
tblVehicleEF	UBUS	3.85	0.35
tblVehicleEF	UBUS	0.51	0.08
tblVehicleEF	UBUS	0.01	0.03
tblVehicleEF	UBUS	0.04	2.7180e-003
tblVehicleEF	UBUS	1.4670e-003	2.1400e-004
tblVehicleEF	UBUS	0.22	0.03
tblVehicleEF	UBUS	3.0000e-003	6.3130e-003
tblVehicleEF	UBUS	0.04	2.5830e-003
tblVehicleEF	UBUS	1.3480e-003	1.9700e-004
tblVehicleEF	UBUS	0.01	3.0930e-003
tblVehicleEF	UBUS	0.12	0.01
tblVehicleEF	UBUS	8.4130e-003	1.5870e-003
tblVehicleEF	UBUS	0.43	0.06
tblVehicleEF	UBUS	0.02	0.03
tblVehicleEF	UBUS	0.95	0.06
tblVehicleEF	UBUS	9.4620e-003	3.7390e-003
tblVehicleEF	UBUS	1.5980e-003	1.5800e-004
tblVehicleEF	UBUS	0.01	3.0930e-003
tblVehicleEF	UBUS	0.12	0.01
tblVehicleEF	UBUS	8.4130e-003	1.5870e-003
tblVehicleEF	UBUS	2.01	4.30
tblVehicleEF	UBUS	0.02	0.03
tblVehicleEF	UBUS	1.04	0.06
tblVehicleEF	UBUS	1.54	4.21
tblVehicleEF	UBUS	0.08	0.02

Merrill Commerce Center (Phase B Operations - Trucks) - San Bernardino-South Coast County, Annual

tblVehicleEF	UBUS	7.72	32.80
tblVehicleEF	UBUS	12.41	1.38
tblVehicleEF	UBUS	1,799.11	1,717.67
tblVehicleEF	UBUS	140.33	16.35
tblVehicleEF	UBUS	4.07	0.36
tblVehicleEF	UBUS	0.51	0.08
tblVehicleEF	UBUS	0.01	0.03
tblVehicleEF	UBUS	0.04	2.7180e-003
tblVehicleEF	UBUS	1.4670e-003	2.1400e-004
tblVehicleEF	UBUS	0.22	0.03
tblVehicleEF	UBUS	3.0000e-003	6.3130e-003
tblVehicleEF	UBUS	0.04	2.5830e-003
tblVehicleEF	UBUS	1.3480e-003	1.9700e-004
tblVehicleEF	UBUS	8.0140e-003	1.7000e-003
tblVehicleEF	UBUS	0.12	0.01
tblVehicleEF	UBUS	3.7130e-003	6.8300e-004
tblVehicleEF	UBUS	0.42	0.06
tblVehicleEF	UBUS	0.03	0.04
tblVehicleEF	UBUS	1.05	0.07
tblVehicleEF	UBUS	9.4600e-003	3.7390e-003
tblVehicleEF	UBUS	1.6300e-003	1.6200e-004
tblVehicleEF	UBUS	8.0140e-003	1.7000e-003
tblVehicleEF	UBUS	0.12	0.01
tblVehicleEF	UBUS	3.7130e-003	6.8300e-004
tblVehicleEF	UBUS	2.00	4.30
tblVehicleEF	UBUS	0.03	0.04
tblVehicleEF	UBUS	1.15	0.07

Merrill Commerce Center (Phase B Operations - Trucks) - San Bernardino-South Coast County, Annual

tblVehicleTrips	CNW_TTP	41.00	0.00
tblVehicleTrips	CNW_TTP	41.00	0.00
tblVehicleTrips	CW_TL	16.60	40.00
tblVehicleTrips	CW_TL	16.60	40.00
tblVehicleTrips	CW_TTP	59.00	100.00
tblVehicleTrips	CW_TTP	59.00	100.00
tblVehicleTrips	DV_TP	5.00	0.00
tblVehicleTrips	DV_TP	5.00	0.00
tblVehicleTrips	PB_TP	3.00	0.00
tblVehicleTrips	PB_TP	3.00	0.00
tblVehicleTrips	PR_TP	92.00	100.00
tblVehicleTrips	PR_TP	92.00	100.00
tblVehicleTrips	ST_TR	1.68	0.69
tblVehicleTrips	ST_TR	1.68	0.38
tblVehicleTrips	SU_TR	1.68	0.69
tblVehicleTrips	SU_TR	1.68	0.38
tblVehicleTrips	WD_TR	1.68	0.69
tblVehicleTrips	WD_TR	1.68	0.38

2.0 Emissions Summary

Merrill Commerce Center (Phase B Operations - Trucks) - San Bernardino-South Coast County, Annual

2.1 Overall Construction

Unmitigated Construction

[illegible]

Mitigated Construction

[illegible][illegible]

Merrill Commerce Center (Phase B Operations - Trucks) - San Bernardino-South Coast County, Annual

Quarter	Start Date	End Date	Maximum Unmitigated ROG + NOX (tons/quarter)	Maximum Mitigated ROG + NOX (tons/quarter)
		Highest		

2.2 Overall Operational**Unmitigated Operational**

	ROG	NOx	CO	SO2	Fugitive PM10	Exhaust PM10	PM10 Total	Fugitive PM2.5	Exhaust PM2.5	PM2.5 Total	Bio- CO2	NBio- CO2	Total CO2	CH4	N2O	CO2e
Category	tons/yr										MT/yr					
Area	19.7703	5.6000e-004	0.0617	0.0000		2.2000e-004	2.2000e-004		2.2000e-004	2.2000e-004	0.0000	0.1204	0.1204	3.1000e-004	0.0000	0.1282
Energy	0.1441	1.3099	1.1003	7.8600e-003		0.0996	0.0996		0.0996	0.0996	0.0000	9,087.0421	9,087.0421	0.3436	0.0916	9,122.9237
Mobile	1.2475	76.3205	16.5258	0.3380	12.3872	0.6727	13.0599	3.4524	0.6435	4.0959	0.0000	33,164.6583	33,164.6583	1.2003	0.0000	33,194.6656
Offroad	0.3120	2.4995	2.3193	9.8500e-003		0.0958	0.0958		0.0881	0.0881	0.0000	864.3373	864.3373	0.2795	0.0000	871.3259
Waste						0.0000	0.0000		0.0000	0.0000	922.3828	0.0000	922.3828	54.5113	0.0000	2,285.1644
Water						0.0000	0.0000		0.0000	0.0000	354.6462	4,637.7539	4,992.4001	36.6170	0.8997	6,175.9368
Total	21.4738	80.1304	20.0071	0.3557	12.3872	0.8683	13.2555	3.4524	0.8314	4.2838	1,277.0290	47,753.9120	49,030.9410	92.9521	0.9913	51,650.1444

Merrill Commerce Center (Phase B Operations - Trucks) - San Bernardino-South Coast County, Annual

2.2 Overall Operational**Mitigated Operational**

	ROG	NOx	CO	SO2	Fugitive PM10	Exhaust PM10	PM10 Total	Fugitive PM2.5	Exhaust PM2.5	PM2.5 Total	Bio- CO2	NBio- CO2	Total CO2	CH4	N2O	CO2e
Category	tons/yr										MT/yr					
Area	19.7703	5.6000e-004	0.0617	0.0000		2.2000e-004	2.2000e-004		2.2000e-004	2.2000e-004	0.0000	0.1204	0.1204	3.1000e-004	0.0000	0.1282
Energy	0.1441	1.3099	1.1003	7.8600e-003		0.0996	0.0996		0.0996	0.0996	0.0000	9,087.0421	9,087.0421	0.3436	0.0916	9,122.9237
Mobile	1.2475	76.3205	16.5258	0.3380	12.3872	0.6727	13.0599	3.4524	0.6435	4.0959	0.0000	33,164.6583	33,164.6583	1.2003	0.0000	33,194.6656
Offroad	0.3120	2.4995	2.3193	9.8500e-003		0.0958	0.0958		0.0881	0.0881	0.0000	864.3373	864.3373	0.2795	0.0000	871.3259
Waste						0.0000	0.0000		0.0000	0.0000	922.3828	0.0000	922.3828	54.5113	0.0000	2,285.1644
Water						0.0000	0.0000		0.0000	0.0000	354.6462	4,637.7539	4,992.4001	36.6170	0.8997	6,175.9368
Total	21.4738	80.1304	20.0071	0.3557	12.3872	0.8683	13.2555	3.4524	0.8314	4.2838	1,277.0290	47,753.9120	49,030.9410	92.9521	0.9913	51,650.1444

	ROG	NOx	CO	SO2	Fugitive PM10	Exhaust PM10	PM10 Total	Fugitive PM2.5	Exhaust PM2.5	PM2.5 Total	Bio- CO2	NBio-CO2	Total CO2	CH4	N2O	CO2e
Percent Reduction	0.00	0.00	0.00	0.00	0.00	0.00	0.00	0.00	0.00	0.00	0.00	0.00	0.00	0.00	0.00	0.00

3.0 Construction Detail**Construction Phase**

Phase Number	Phase Name	Phase Type	Start Date	End Date	Num Days Week	Num Days	Phase Description
1	Demolition	Demolition	12/24/2022	12/23/2022	5	0	

Merrill Commerce Center (Phase B Operations - Trucks) - San Bernardino-South Coast County, Annual

Acres of Grading (Site Preparation Phase): 0**Acres of Grading (Grading Phase): 0****Acres of Paving: 16.47****Residential Indoor: 0; Residential Outdoor: 0; Non-Residential Indoor: 0; Non-Residential Outdoor: 0; Striped Parking Area: 0 (Architectural Coating – sqft)****Offroad Equipment**

Phase Name	Offroad Equipment Type	Amount	Usage Hours	Horse Power	Load Factor
Demolition	Concrete/Industrial Saws	0	8.00	81	0.73
Demolition	Excavators	0	8.00	158	0.38
Demolition	Rubber Tired Dozers	0	8.00	247	0.40

Trips and VMT

Phase Name	Offroad Equipment Count	Worker Trip Number	Vendor Trip Number	Hauling Trip Number	Worker Trip Length	Vendor Trip Length	Hauling Trip Length	Worker Vehicle Class	Vendor Vehicle Class	Hauling Vehicle Class
Demolition	0	0.00	0.00	0.00	14.70	6.90	20.00	LD_Mix	HDT_Mix	HHDT

3.1 Mitigation Measures Construction

Merrill Commerce Center (Phase B Operations - Trucks) - San Bernardino-South Coast County, Annual

3.2 Demolition - 2022

Unmitigated Construction On-Site

[illegible]

Unmitigated Construction Off-Site

[illegible]

Merrill Commerce Center (Phase B Operations - Trucks) - San Bernardino-South Coast County, Annual

3.2 Demolition - 2022**Mitigated Construction On-Site**

	ROG	NOx	CO	SO2	Fugitive PM10	Exhaust PM10	PM10 Total	Fugitive PM2.5	Exhaust PM2.5	PM2.5 Total	Bio- CO2	NBio- CO2	Total CO2	CH4	N2O	CO2e
Category	tons/yr										MT/yr					
Off-Road	0.0000	0.0000	0.0000	0.0000	0.0000	0.0000	0.0000	0.0000	0.0000	0.0000	0.0000	0.0000	0.0000	0.0000	0.0000	0.0000
Total	0.0000	0.0000	0.0000	0.0000	0.0000	0.0000	0.0000	0.0000	0.0000	0.0000	0.0000	0.0000	0.0000	0.0000	0.0000	0.0000

Mitigated Construction Off-Site

	ROG	NOx	CO	SO2	Fugitive PM10	Exhaust PM10	PM10 Total	Fugitive PM2.5	Exhaust PM2.5	PM2.5 Total	Bio- CO2	NBio- CO2	Total CO2	CH4	N2O	CO2e
Category	tons/yr										MT/yr					
Hauling	0.0000	0.0000	0.0000	0.0000	0.0000	0.0000	0.0000	0.0000	0.0000	0.0000	0.0000	0.0000	0.0000	0.0000	0.0000	0.0000
Vendor	0.0000	0.0000	0.0000	0.0000	0.0000	0.0000	0.0000	0.0000	0.0000	0.0000	0.0000	0.0000	0.0000	0.0000	0.0000	0.0000
Worker	0.0000	0.0000	0.0000	0.0000	0.0000	0.0000	0.0000	0.0000	0.0000	0.0000	0.0000	0.0000	0.0000	0.0000	0.0000	0.0000
Total	0.0000	0.0000	0.0000	0.0000	0.0000	0.0000	0.0000	0.0000	0.0000	0.0000	0.0000	0.0000	0.0000	0.0000	0.0000	0.0000

4.0 Operational Detail - Mobile

Merrill Commerce Center (Phase B Operations - Trucks) - San Bernardino-South Coast County, Annual

4.1 Mitigation Measures Mobile

	ROG	NOx	CO	SO2	Fugitive PM10	Exhaust PM10	PM10 Total	Fugitive PM2.5	Exhaust PM2.5	PM2.5 Total	Bio- CO2	NBio- CO2	Total CO2	CH4	N2O	CO2e
Category	tons/yr										MT/yr					
Mitigated	1.2475	76.3205	16.5258	0.3380	12.3872	0.6727	13.0599	3.4524	0.6435	4.0959	0.0000	33,164.6583	33,164.6583	1.2003	0.0000	33,194.6656
Unmitigated	1.2475	76.3205	16.5258	0.3380	12.3872	0.6727	13.0599	3.4524	0.6435	4.0959	0.0000	33,164.6583	33,164.6583	1.2003	0.0000	33,194.6656

4.2 Trip Summary Information

Land Use	Average Daily Trip Rate			Unmitigated	Mitigated
	Weekday	Saturday	Sunday	Annual VMT	Annual VMT
Other Asphalt Surfaces	0.00	0.00	0.00		
Refrigerated Warehouse-No Rail	276.97	276.97	276.97	4,032,625	4,032,625
Unrefrigerated Warehouse-No Rail	1,684.39	1,684.39	1,684.39	24,524,689	24,524,689
Total	1,961.35	1,961.35	1,961.35	28,557,314	28,557,314

4.3 Trip Type Information

Land Use	Miles			Trip %			Trip Purpose %		
	H-W or C-W	H-S or C-C	H-O or C-NW	H-W or C-W	H-S or C-C	H-O or C-NW	Primary	Diverted	Pass-by
Other Asphalt Surfaces	16.60	8.40	6.90	0.00	0.00	0.00	0	0	0
Refrigerated Warehouse-No	40.00	8.40	6.90	100.00	0.00	0.00	100	0	0
Unrefrigerated Warehouse-No	40.00	8.40	6.90	100.00	0.00	0.00	100	0	0

Merrill Commerce Center (Phase B Operations - Trucks) - San Bernardino-South Coast County, Annual

4.4 Fleet Mix

Land Use	LDA	LDT1	LDT2	MDV	LHD1	LHD2	MHD	HHD	OBUS	UBUS	MCY	SBUS	MH
Other Asphalt Surfaces	0.561207	0.034889	0.182561	0.109119	0.013494	0.004661	0.018668	0.065354	0.001366	0.001451	0.005650	0.000795	0.000784
Refrigerated Warehouse-No Rail	0.000000	0.000000	0.000000	0.000000	0.347800	0.000000	0.108700	0.543500	0.000000	0.000000	0.000000	0.000000	0.000000
Unrefrigerated Warehouse-No Rail	0.000000	0.000000	0.000000	0.000000	0.106900	0.000000	0.106900	0.786200	0.000000	0.000000	0.000000	0.000000	0.000000

5.0 Energy Detail

Historical Energy Use: N

5.1 Mitigation Measures Energy

	ROG	NOx	CO	SO2	Fugitive PM10	Exhaust PM10	PM10 Total	Fugitive PM2.5	Exhaust PM2.5	PM2.5 Total	Bio- CO2	NBio- CO2	Total CO2	CH4	N2O	CO2e
Category	tons/yr										MT/yr					
Electricity Mitigated						0.0000	0.0000		0.0000	0.0000	0.0000	7,661.0699	7,661.0699	0.3163	0.0654	7,688.4776
Electricity Unmitigated						0.0000	0.0000		0.0000	0.0000	0.0000	7,661.0699	7,661.0699	0.3163	0.0654	7,688.4776
NaturalGas Mitigated	0.1441	1.3099	1.1003	7.8600e-003		0.0996	0.0996		0.0996	0.0996	0.0000	1,425.9722	1,425.9722	0.0273	0.0261	1,434.4461
NaturalGas Unmitigated	0.1441	1.3099	1.1003	7.8600e-003		0.0996	0.0996		0.0996	0.0996	0.0000	1,425.9722	1,425.9722	0.0273	0.0261	1,434.4461

Merrill Commerce Center (Phase B Operations - Trucks) - San Bernardino-South Coast County, Annual

5.2 Energy by Land Use - NaturalGas**Unmitigated**

	NaturalGas Use	ROG	NOx	CO	SO2	Fugitive PM10	Exhaust PM10	PM10 Total	Fugitive PM2.5	Exhaust PM2.5	PM2.5 Total	Bio- CO2	NBio- CO2	Total CO2	CH4	N2O	CO2e
Land Use	kBTU/yr	tons/yr										MT/yr					
Other Asphalt Surfaces	0	0.0000	0.0000	0.0000	0.0000		0.0000	0.0000		0.0000	0.0000	0.0000	0.0000	0.0000	0.0000	0.0000	0.0000
Refrigerated Warehouse-No Rail	2.03831e+007	0.1099	0.9992	0.8393	6.0000e-003		0.0759	0.0759		0.0759	0.0759	0.0000	1,087.7194	1,087.7194	0.0209	0.0199	1,094.1832
Unrefrigerated Warehouse-No Rail	6.33862e+006	0.0342	0.3107	0.2610	1.8600e-003		0.0236	0.0236		0.0236	0.0236	0.0000	338.2528	338.2528	6.4800e-003	6.2000e-003	340.2629
Total		0.1441	1.3099	1.1003	7.8600e-003		0.0996	0.0996		0.0996	0.0996	0.0000	1,425.9722	1,425.9722	0.0273	0.0261	1,434.4461

Mitigated

	NaturalGas Use	ROG	NOx	CO	SO2	Fugitive PM10	Exhaust PM10	PM10 Total	Fugitive PM2.5	Exhaust PM2.5	PM2.5 Total	Bio- CO2	NBio- CO2	Total CO2	CH4	N2O	CO2e
Land Use	kBTU/yr	tons/yr										MT/yr					
Other Asphalt Surfaces	0	0.0000	0.0000	0.0000	0.0000		0.0000	0.0000		0.0000	0.0000	0.0000	0.0000	0.0000	0.0000	0.0000	0.0000
Refrigerated Warehouse-No Rail	2.03831e+007	0.1099	0.9992	0.8393	6.0000e-003		0.0759	0.0759		0.0759	0.0759	0.0000	1,087.7194	1,087.7194	0.0209	0.0199	1,094.1832
Unrefrigerated Warehouse-No Rail	6.33862e+006	0.0342	0.3107	0.2610	1.8600e-003		0.0236	0.0236		0.0236	0.0236	0.0000	338.2528	338.2528	6.4800e-003	6.2000e-003	340.2629
Total		0.1441	1.3099	1.1003	7.8600e-003		0.0996	0.0996		0.0996	0.0996	0.0000	1,425.9722	1,425.9722	0.0273	0.0261	1,434.4461

Merrill Commerce Center (Phase B Operations - Trucks) - San Bernardino-South Coast County, Annual

5.3 Energy by Land Use - Electricity**Unmitigated**

	Electricity Use	Total CO2	CH4	N2O	CO2e
Land Use	kWh/yr	MT/yr			
Other Asphalt Surfaces	0	0.0000	0.0000	0.0000	0.0000
Refrigerated Warehouse-No Rail	1.56225e+007	4,977.6594	0.2055	0.0425	4,995.4671
Unrefrigerated Warehouse-No Rail	8.42194e+006	2,683.4105	0.1108	0.0229	2,693.0105
Total		7,661.0699	0.3163	0.0654	7,688.4776

Mitigated

	Electricity Use	Total CO2	CH4	N2O	CO2e
Land Use	kWh/yr	MT/yr			
Other Asphalt Surfaces	0	0.0000	0.0000	0.0000	0.0000
Refrigerated Warehouse-No Rail	1.56225e+007	4,977.6594	0.2055	0.0425	4,995.4671
Unrefrigerated Warehouse-No Rail	8.42194e+006	2,683.4105	0.1108	0.0229	2,693.0105
Total		7,661.0699	0.3163	0.0654	7,688.4776

Merrill Commerce Center (Phase B Operations - Trucks) - San Bernardino-South Coast County, Annual

6.0 Area Detail**6.1 Mitigation Measures Area**

	ROG	NOx	CO	SO2	Fugitive PM10	Exhaust PM10	PM10 Total	Fugitive PM2.5	Exhaust PM2.5	PM2.5 Total	Bio- CO2	NBio- CO2	Total CO2	CH4	N2O	CO2e
Category	tons/yr										MT/yr					
Mitigated	19.7703	5.6000e-004	0.0617	0.0000		2.2000e-004	2.2000e-004		2.2000e-004	2.2000e-004	0.0000	0.1204	0.1204	3.1000e-004	0.0000	0.1282
Unmitigated	19.7703	5.6000e-004	0.0617	0.0000		2.2000e-004	2.2000e-004		2.2000e-004	2.2000e-004	0.0000	0.1204	0.1204	3.1000e-004	0.0000	0.1282

Merrill Commerce Center (Phase B Operations - Trucks) - San Bernardino-South Coast County, Annual

6.2 Area by SubCategory**Unmitigated**

	ROG	NOx	CO	SO2	Fugitive PM10	Exhaust PM10	PM10 Total	Fugitive PM2.5	Exhaust PM2.5	PM2.5 Total	Bio- CO2	NBio- CO2	Total CO2	CH4	N2O	CO2e
SubCategory	tons/yr										MT/yr					
Architectural Coating	2.2505					0.0000	0.0000		0.0000	0.0000	0.0000	0.0000	0.0000	0.0000	0.0000	0.0000
Consumer Products	17.5140					0.0000	0.0000		0.0000	0.0000	0.0000	0.0000	0.0000	0.0000	0.0000	0.0000
Landscaping	5.6900e-003	5.6000e-004	0.0617	0.0000		2.2000e-004	2.2000e-004		2.2000e-004	2.2000e-004	0.0000	0.1204	0.1204	3.1000e-004	0.0000	0.1282
Total	19.7703	5.6000e-004	0.0617	0.0000		2.2000e-004	2.2000e-004		2.2000e-004	2.2000e-004	0.0000	0.1204	0.1204	3.1000e-004	0.0000	0.1282

Mitigated

	ROG	NOx	CO	SO2	Fugitive PM10	Exhaust PM10	PM10 Total	Fugitive PM2.5	Exhaust PM2.5	PM2.5 Total	Bio- CO2	NBio- CO2	Total CO2	CH4	N2O	CO2e
SubCategory	tons/yr										MT/yr					
Architectural Coating	2.2505					0.0000	0.0000		0.0000	0.0000	0.0000	0.0000	0.0000	0.0000	0.0000	0.0000
Consumer Products	17.5140					0.0000	0.0000		0.0000	0.0000	0.0000	0.0000	0.0000	0.0000	0.0000	0.0000
Landscaping	5.6900e-003	5.6000e-004	0.0617	0.0000		2.2000e-004	2.2000e-004		2.2000e-004	2.2000e-004	0.0000	0.1204	0.1204	3.1000e-004	0.0000	0.1282
Total	19.7703	5.6000e-004	0.0617	0.0000		2.2000e-004	2.2000e-004		2.2000e-004	2.2000e-004	0.0000	0.1204	0.1204	3.1000e-004	0.0000	0.1282

7.0 Water Detail

Merrill Commerce Center (Phase B Operations - Trucks) - San Bernardino-South Coast County, Annual

7.1 Mitigation Measures Water

	Total CO2	CH4	N2O	CO2e
Category	MT/yr			
Mitigated	4,992.400 1	36.6170	0.8997	6,175.936 8
Unmitigated	4,992.400 1	36.6170	0.8997	6,175.936 8

7.2 Water by Land Use**Unmitigated**

	Indoor/Outdoor Use	Total CO2	CH4	N2O	CO2e
Land Use	Mgal	MT/yr			
Other Asphalt Surfaces	0 / 0	0.0000	0.0000	0.0000	0.0000
Refrigerated Warehouse-No Rail	92.8238 / 0	414.5530	3.0406	0.0747	512.8302
Unrefrigerated Warehouse-No Rail	1025.04 / 0	4,577.847 1	33.5765	0.8250	5,663.106 6
Total		4,992.400 1	36.6170	0.8997	6,175.936 7

Merrill Commerce Center (Phase B Operations - Trucks) - San Bernardino-South Coast County, Annual

7.2 Water by Land Use**Mitigated**

	Indoor/Outdoor Use	Total CO2	CH4	N2O	CO2e
Land Use	Mgal	MT/yr			
Other Asphalt Surfaces	0 / 0	0.0000	0.0000	0.0000	0.0000
Refrigerated Warehouse-No Rail	92.8238 / 0	414.5530	3.0406	0.0747	512.8302
Unrefrigerated Warehouse-No Rail	1025.04 / 0	4,577.8471	33.5765	0.8250	5,663.1066
Total		4,992.4001	36.6170	0.8997	6,175.9367

8.0 Waste Detail**8.1 Mitigation Measures Waste**

Merrill Commerce Center (Phase B Operations - Trucks) - San Bernardino-South Coast County, Annual

Category/Year

	Total CO2	CH4	N2O	CO2e
	MT/yr			
Mitigated	922.3828	54.5113	0.0000	2,285.164 ₄
Unmitigated	922.3828	54.5113	0.0000	2,285.164 ₄

8.2 Waste by Land Use**Unmitigated**

	Waste Disposed	Total CO2	CH4	N2O	CO2e
Land Use	tons	MT/yr			
Other Asphalt Surfaces	0	0.0000	0.0000	0.0000	0.0000
Refrigerated Warehouse-No Rail	377.32	76.5926	4.5265	0.0000	189.7548
Unrefrigerated Warehouse-No Rail	4166.64	845.7903	49.9848	0.0000	2,095.409 ₆
Total		922.3828	54.5113	0.0000	2,285.164₄

Merrill Commerce Center (Phase B Operations - Trucks) - San Bernardino-South Coast County, Annual

8.2 Waste by Land Use**Mitigated**

	Waste Disposed	Total CO2	CH4	N2O	CO2e
Land Use	tons	MT/yr			
Other Asphalt Surfaces	0	0.0000	0.0000	0.0000	0.0000
Refrigerated Warehouse-No Rail	377.32	76.5926	4.5265	0.0000	189.7548
Unrefrigerated Warehouse-No Rail	4166.64	845.7903	49.9848	0.0000	2,095.4096
Total		922.3828	54.5113	0.0000	2,285.1644

9.0 Operational Offroad

Equipment Type	Number	Hours/Day	Days/Year	Horse Power	Load Factor	Fuel Type
Tractors/Loaders/Backhoes	17	4.00	365	200	0.37	CNG

Merrill Commerce Center (Phase B Operations - Trucks) - San Bernardino-South Coast County, Annual

UnMitigated/Mitigated

	ROG	NOx	CO	SO2	Fugitive PM10	Exhaust PM10	PM10 Total	Fugitive PM2.5	Exhaust PM2.5	PM2.5 Total	Bio- CO2	NBio- CO2	Total CO2	CH4	N2O	CO2e
Equipment Type	tons/yr										MT/yr					
Tractors/Loaders/Backhoes	0.3120	2.4995	2.3193	9.8500e-003		0.0958	0.0958		0.0881	0.0881	0.0000	864.3373	864.3373	0.2795	0.0000	871.3259
Total	0.3120	2.4995	2.3193	9.8500e-003		0.0958	0.0958		0.0881	0.0881	0.0000	864.3373	864.3373	0.2795	0.0000	871.3259

10.0 Stationary Equipment**Fire Pumps and Emergency Generators**

Equipment Type	Number	Hours/Day	Hours/Year	Horse Power	Load Factor	Fuel Type
----------------	--------	-----------	------------	-------------	-------------	-----------

Boilers

Equipment Type	Number	Heat Input/Day	Heat Input/Year	Boiler Rating	Fuel Type
----------------	--------	----------------	-----------------	---------------	-----------

User Defined Equipment

Equipment Type	Number
----------------	--------

11.0 Vegetation

Merrill Commerce Center (Phase B Operations - Trucks) - San Bernardino-South Coast County, Summer

Merrill Commerce Center (Phase B Operations - Trucks)
San Bernardino-South Coast County, Summer

1.0 Project Characteristics

1.1 Land Usage

Land Uses	Size	Metric	Lot Acreage	Floor Surface Area	Population
Refrigerated Warehouse-No Rail	401.40	1000sqft	9.21	401,400.00	0
Unrefrigerated Warehouse-No Rail	4,432.60	1000sqft	192.59	4,432,600.00	0
Other Asphalt Surfaces	16.47	Acre	16.47	717,433.20	0

1.2 Other Project Characteristics

Urbanization	Urban	Wind Speed (m/s)	2.2	Precipitation Freq (Days)	32
Climate Zone	10			Operational Year	2025
Utility Company	Southern California Edison				
CO2 Intensity (lb/MWhr)	702.44	CH4 Intensity (lb/MWhr)	0.029	N2O Intensity (lb/MWhr)	0.006

1.3 User Entered Comments & Non-Default Data

Merrill Commerce Center (Phase B Operations - Trucks) - San Bernardino-South Coast County, Summer

Project Characteristics -

Land Use - PA1=58.9 acres; PA2 = 62.1 acres; PA3=30.7 acres; PA6=50.1 acres; ROWD = 16.47 acres (total ROWD is 28.4 acres, the ROWD was split proportionally b/wn each Phase)

Construction Phase - Operations Run Only.

Off-road Equipment - Operations Run Only.

Trips and VMT - Operations Run Only.

Vehicle Trips - Trip Rates based on information provided in the TIA (Urban Crossroads, 2019). Trip Length based on information provided in VMT Memo (Urban Crossroads, 2019)

Vehicle Emission Factors - EMFAC2017

Vehicle Emission Factors - EMFAC2017

Vehicle Emission Factors - EMFAC2017

Energy Use - The project will design building shells and building components to meet 2019 Title 24 Standards which expects 30% less energy for nonresidential uses.

Operational Off-Road Equipment - Based on SCAQMD High Cube Warehouse Truck Trip Study White Paper Summary of Business Survey Results (2014)

Fleet Mix - Truck Fleet Mix consist of LHDT1, MHDT, and HHDT

Table Name	Column Name	Default Value	New Value
tblConstructionPhase	NumDays	300.00	0.00
tblEnergyUse	LightingElect	2.37	1.66
tblEnergyUse	LightingElect	1.17	0.82
tblEnergyUse	T24E	1.06	0.74
tblEnergyUse	T24E	0.37	0.26
tblEnergyUse	T24NG	3.25	2.27
tblEnergyUse	T24NG	2.00	1.40
tblFleetMix	HHDT	0.07	0.54
tblFleetMix	HHDT	0.07	0.79
tblFleetMix	LDA	0.56	0.00
tblFleetMix	LDA	0.56	0.00
tblFleetMix	LDT1	0.03	0.00

Merrill Commerce Center (Phase B Operations - Trucks) - San Bernardino-South Coast County, Summer

tblFleetMix	LDT1	0.03	0.00
tblFleetMix	LDT2	0.18	0.00
tblFleetMix	LDT2	0.18	0.00
tblFleetMix	LHD1	0.01	0.35
tblFleetMix	LHD1	0.01	0.11
tblFleetMix	LHD2	4.6610e-003	0.00
tblFleetMix	LHD2	4.6610e-003	0.00
tblFleetMix	MCY	5.6500e-003	0.00
tblFleetMix	MCY	5.6500e-003	0.00
tblFleetMix	MDV	0.11	0.00
tblFleetMix	MDV	0.11	0.00
tblFleetMix	MH	7.8400e-004	0.00
tblFleetMix	MH	7.8400e-004	0.00
tblFleetMix	MHD	0.02	0.11
tblFleetMix	MHD	0.02	0.11
tblFleetMix	OBUS	1.3660e-003	0.00
tblFleetMix	OBUS	1.3660e-003	0.00
tblFleetMix	SBUS	7.9500e-004	0.00
tblFleetMix	SBUS	7.9500e-004	0.00
tblFleetMix	UBUS	1.4510e-003	0.00
tblFleetMix	UBUS	1.4510e-003	0.00
tblLandUse	LotAcreage	101.76	192.59
tblOffRoadEquipment	OffRoadEquipmentUnitAmount	1.00	0.00
tblOffRoadEquipment	OffRoadEquipmentUnitAmount	3.00	0.00
tblOffRoadEquipment	OffRoadEquipmentUnitAmount	2.00	0.00
tblOperationalOffRoadEquipment	OperDaysPerYear	260.00	365.00
tblOperationalOffRoadEquipment	OperFuelType	Diesel	CNG

Merrill Commerce Center (Phase B Operations - Trucks) - San Bernardino-South Coast County, Summer

tblOperationalOffRoadEquipment	OperHorsePower	97.00	200.00
tblOperationalOffRoadEquipment	OperHoursPerDay	8.00	4.00
tblOperationalOffRoadEquipment	OperOffRoadEquipmentNumber	0.00	17.00
tblVehicleEF	HHD	0.92	0.03
tblVehicleEF	HHD	0.04	0.05
tblVehicleEF	HHD	0.07	0.00
tblVehicleEF	HHD	2.19	8.64
tblVehicleEF	HHD	0.53	0.33
tblVehicleEF	HHD	1.62	2.1350e-003
tblVehicleEF	HHD	6,474.46	1,377.00
tblVehicleEF	HHD	1,422.33	1,260.88
tblVehicleEF	HHD	5.17	0.02
tblVehicleEF	HHD	18.43	7.06
tblVehicleEF	HHD	1.24	2.14
tblVehicleEF	HHD	4.8440e-003	2.9130e-003
tblVehicleEF	HHD	0.06	0.06
tblVehicleEF	HHD	0.04	0.04
tblVehicleEF	HHD	5.2540e-003	0.03
tblVehicleEF	HHD	4.6000e-005	0.00
tblVehicleEF	HHD	4.6350e-003	2.7870e-003
tblVehicleEF	HHD	0.03	0.03
tblVehicleEF	HHD	8.8780e-003	8.9140e-003
tblVehicleEF	HHD	5.0260e-003	0.02
tblVehicleEF	HHD	4.2000e-005	0.00
tblVehicleEF	HHD	6.8000e-005	2.0000e-006
tblVehicleEF	HHD	2.5340e-003	5.6000e-005
tblVehicleEF	HHD	0.58	0.58

Merrill Commerce Center (Phase B Operations - Trucks) - San Bernardino-South Coast County, Summer

tblVehicleEF	HHD	4.2000e-005	1.0000e-006
tblVehicleEF	HHD	0.06	0.02
tblVehicleEF	HHD	1.6400e-004	2.7900e-004
tblVehicleEF	HHD	0.04	1.0000e-006
tblVehicleEF	HHD	0.06	0.01
tblVehicleEF	HHD	0.01	0.01
tblVehicleEF	HHD	7.8000e-005	0.00
tblVehicleEF	HHD	6.8000e-005	2.0000e-006
tblVehicleEF	HHD	2.5340e-003	5.6000e-005
tblVehicleEF	HHD	0.67	0.67
tblVehicleEF	HHD	4.2000e-005	1.0000e-006
tblVehicleEF	HHD	0.10	0.08
tblVehicleEF	HHD	1.6400e-004	2.7900e-004
tblVehicleEF	HHD	0.04	1.0000e-006
tblVehicleEF	HHD	0.87	0.03
tblVehicleEF	HHD	0.04	0.05
tblVehicleEF	HHD	0.07	0.00
tblVehicleEF	HHD	1.59	8.52
tblVehicleEF	HHD	0.53	0.33
tblVehicleEF	HHD	1.51	2.0010e-003
tblVehicleEF	HHD	6,859.11	1,359.81
tblVehicleEF	HHD	1,422.33	1,260.88
tblVehicleEF	HHD	5.17	0.02
tblVehicleEF	HHD	19.03	6.72
tblVehicleEF	HHD	1.17	2.02
tblVehicleEF	HHD	4.0840e-003	2.5690e-003
tblVehicleEF	HHD	0.06	0.06

Merrill Commerce Center (Phase B Operations - Trucks) - San Bernardino-South Coast County, Summer

tblVehicleEF	HHD	0.04	0.04
tblVehicleEF	HHD	5.2540e-003	0.03
tblVehicleEF	HHD	4.6000e-005	0.00
tblVehicleEF	HHD	3.9070e-003	2.4580e-003
tblVehicleEF	HHD	0.03	0.03
tblVehicleEF	HHD	8.8780e-003	8.9140e-003
tblVehicleEF	HHD	5.0260e-003	0.02
tblVehicleEF	HHD	4.2000e-005	0.00
tblVehicleEF	HHD	1.3100e-004	4.0000e-006
tblVehicleEF	HHD	2.8230e-003	6.5000e-005
tblVehicleEF	HHD	0.55	0.62
tblVehicleEF	HHD	9.1000e-005	3.0000e-006
tblVehicleEF	HHD	0.06	0.02
tblVehicleEF	HHD	1.6500e-004	2.8700e-004
tblVehicleEF	HHD	0.04	1.0000e-006
tblVehicleEF	HHD	0.06	0.01
tblVehicleEF	HHD	0.01	0.01
tblVehicleEF	HHD	7.7000e-005	0.00
tblVehicleEF	HHD	1.3100e-004	4.0000e-006
tblVehicleEF	HHD	2.8230e-003	6.5000e-005
tblVehicleEF	HHD	0.63	0.71
tblVehicleEF	HHD	9.1000e-005	3.0000e-006
tblVehicleEF	HHD	0.10	0.08
tblVehicleEF	HHD	1.6500e-004	2.8700e-004
tblVehicleEF	HHD	0.04	1.0000e-006
tblVehicleEF	HHD	1.00	0.02
tblVehicleEF	HHD	0.04	9.2200e-004

Merrill Commerce Center (Phase B Operations - Trucks) - San Bernardino-South Coast County, Summer

tblVehicleEF	HHD	0.07	0.00
tblVehicleEF	HHD	3.02	8.73
tblVehicleEF	HHD	0.53	0.18
tblVehicleEF	HHD	1.59	2.1050e-003
tblVehicleEF	HHD	5,943.27	1,387.51
tblVehicleEF	HHD	1,422.33	1,223.41
tblVehicleEF	HHD	5.17	0.02
tblVehicleEF	HHD	17.62	7.45
tblVehicleEF	HHD	1.22	2.08
tblVehicleEF	HHD	5.8940e-003	3.2570e-003
tblVehicleEF	HHD	0.06	0.06
tblVehicleEF	HHD	0.04	0.04
tblVehicleEF	HHD	5.2540e-003	0.03
tblVehicleEF	HHD	4.6000e-005	0.00
tblVehicleEF	HHD	5.6390e-003	3.1170e-003
tblVehicleEF	HHD	0.03	0.03
tblVehicleEF	HHD	8.8780e-003	8.8150e-003
tblVehicleEF	HHD	5.0260e-003	0.02
tblVehicleEF	HHD	4.2000e-005	0.00
tblVehicleEF	HHD	6.5000e-005	2.0000e-006
tblVehicleEF	HHD	2.7100e-003	6.5000e-005
tblVehicleEF	HHD	0.63	0.53
tblVehicleEF	HHD	4.1000e-005	1.0000e-006
tblVehicleEF	HHD	0.06	0.02
tblVehicleEF	HHD	1.7700e-004	2.9300e-004
tblVehicleEF	HHD	0.04	1.0000e-006
tblVehicleEF	HHD	0.06	0.01

Merrill Commerce Center (Phase B Operations - Trucks) - San Bernardino-South Coast County, Summer

tblVehicleEF	HHD	0.01	0.01
tblVehicleEF	HHD	7.8000e-005	0.00
tblVehicleEF	HHD	6.5000e-005	2.0000e-006
tblVehicleEF	HHD	2.7100e-003	6.5000e-005
tblVehicleEF	HHD	0.72	0.61
tblVehicleEF	HHD	4.1000e-005	1.0000e-006
tblVehicleEF	HHD	0.10	0.02
tblVehicleEF	HHD	1.7700e-004	2.9300e-004
tblVehicleEF	HHD	0.04	1.0000e-006
tblVehicleEF	LDA	3.1880e-003	1.7080e-003
tblVehicleEF	LDA	3.8220e-003	0.04
tblVehicleEF	LDA	0.47	0.53
tblVehicleEF	LDA	0.91	1.93
tblVehicleEF	LDA	222.19	238.15
tblVehicleEF	LDA	50.72	48.93
tblVehicleEF	LDA	0.04	0.03
tblVehicleEF	LDA	1.6130e-003	1.2760e-003
tblVehicleEF	LDA	2.2290e-003	1.6410e-003
tblVehicleEF	LDA	1.4850e-003	1.1750e-003
tblVehicleEF	LDA	2.0500e-003	1.5090e-003
tblVehicleEF	LDA	0.04	0.05
tblVehicleEF	LDA	0.08	0.09
tblVehicleEF	LDA	0.03	0.04
tblVehicleEF	LDA	7.9920e-003	6.1620e-003
tblVehicleEF	LDA	0.03	0.19
tblVehicleEF	LDA	0.05	0.17
tblVehicleEF	LDA	2.2240e-003	2.3560e-003

Merrill Commerce Center (Phase B Operations - Trucks) - San Bernardino-South Coast County, Summer

tblVehicleEF	LDA	5.2200e-004	4.8400e-004
tblVehicleEF	LDA	0.04	0.05
tblVehicleEF	LDA	0.08	0.09
tblVehicleEF	LDA	0.03	0.04
tblVehicleEF	LDA	0.01	8.9600e-003
tblVehicleEF	LDA	0.03	0.19
tblVehicleEF	LDA	0.06	0.19
tblVehicleEF	LDA	3.6270e-003	1.9600e-003
tblVehicleEF	LDA	3.1890e-003	0.03
tblVehicleEF	LDA	0.58	0.65
tblVehicleEF	LDA	0.75	1.61
tblVehicleEF	LDA	243.03	259.99
tblVehicleEF	LDA	50.72	48.33
tblVehicleEF	LDA	0.04	0.03
tblVehicleEF	LDA	1.6130e-003	1.2760e-003
tblVehicleEF	LDA	2.2290e-003	1.6410e-003
tblVehicleEF	LDA	1.4850e-003	1.1750e-003
tblVehicleEF	LDA	2.0500e-003	1.5090e-003
tblVehicleEF	LDA	0.07	0.10
tblVehicleEF	LDA	0.10	0.10
tblVehicleEF	LDA	0.06	0.08
tblVehicleEF	LDA	9.0770e-003	6.9860e-003
tblVehicleEF	LDA	0.03	0.19
tblVehicleEF	LDA	0.04	0.15
tblVehicleEF	LDA	2.4340e-003	2.5720e-003
tblVehicleEF	LDA	5.1900e-004	4.7800e-004
tblVehicleEF	LDA	0.07	0.10

Merrill Commerce Center (Phase B Operations - Trucks) - San Bernardino-South Coast County, Summer

tblVehicleEF	LDA	0.10	0.10
tblVehicleEF	LDA	0.06	0.08
tblVehicleEF	LDA	0.01	0.01
tblVehicleEF	LDA	0.03	0.19
tblVehicleEF	LDA	0.05	0.16
tblVehicleEF	LDA	3.1050e-003	1.6660e-003
tblVehicleEF	LDA	3.8020e-003	0.04
tblVehicleEF	LDA	0.45	0.50
tblVehicleEF	LDA	0.89	1.90
tblVehicleEF	LDA	217.26	233.04
tblVehicleEF	LDA	50.72	48.87
tblVehicleEF	LDA	0.04	0.03
tblVehicleEF	LDA	1.6130e-003	1.2760e-003
tblVehicleEF	LDA	2.2290e-003	1.6410e-003
tblVehicleEF	LDA	1.4850e-003	1.1750e-003
tblVehicleEF	LDA	2.0500e-003	1.5090e-003
tblVehicleEF	LDA	0.04	0.05
tblVehicleEF	LDA	0.09	0.09
tblVehicleEF	LDA	0.03	0.04
tblVehicleEF	LDA	7.7850e-003	6.0060e-003
tblVehicleEF	LDA	0.04	0.22
tblVehicleEF	LDA	0.05	0.17
tblVehicleEF	LDA	2.1750e-003	2.3050e-003
tblVehicleEF	LDA	5.2200e-004	4.8400e-004
tblVehicleEF	LDA	0.04	0.05
tblVehicleEF	LDA	0.09	0.09
tblVehicleEF	LDA	0.03	0.04

Merrill Commerce Center (Phase B Operations - Trucks) - San Bernardino-South Coast County, Summer

tblVehicleEF	LDA	0.01	8.7330e-003
tblVehicleEF	LDA	0.04	0.22
tblVehicleEF	LDA	0.06	0.19
tblVehicleEF	LDT1	9.7080e-003	4.5970e-003
tblVehicleEF	LDT1	0.01	0.06
tblVehicleEF	LDT1	1.15	1.02
tblVehicleEF	LDT1	2.64	2.15
tblVehicleEF	LDT1	283.82	283.77
tblVehicleEF	LDT1	64.79	59.69
tblVehicleEF	LDT1	0.12	0.08
tblVehicleEF	LDT1	2.3710e-003	1.7400e-003
tblVehicleEF	LDT1	3.2130e-003	2.2850e-003
tblVehicleEF	LDT1	2.1820e-003	1.6000e-003
tblVehicleEF	LDT1	2.9550e-003	2.1010e-003
tblVehicleEF	LDT1	0.15	0.15
tblVehicleEF	LDT1	0.27	0.21
tblVehicleEF	LDT1	0.10	0.11
tblVehicleEF	LDT1	0.02	0.02
tblVehicleEF	LDT1	0.17	0.69
tblVehicleEF	LDT1	0.18	0.31
tblVehicleEF	LDT1	2.8520e-003	2.8080e-003
tblVehicleEF	LDT1	6.9400e-004	5.9100e-004
tblVehicleEF	LDT1	0.15	0.15
tblVehicleEF	LDT1	0.27	0.21
tblVehicleEF	LDT1	0.10	0.11
tblVehicleEF	LDT1	0.04	0.03
tblVehicleEF	LDT1	0.17	0.69

Merrill Commerce Center (Phase B Operations - Trucks) - San Bernardino-South Coast County, Summer

tblVehicleEF	LDT1	0.20	0.34
tblVehicleEF	LDT1	0.01	5.2210e-003
tblVehicleEF	LDT1	0.01	0.05
tblVehicleEF	LDT1	1.38	1.24
tblVehicleEF	LDT1	2.17	1.79
tblVehicleEF	LDT1	309.34	306.50
tblVehicleEF	LDT1	64.79	58.95
tblVehicleEF	LDT1	0.10	0.07
tblVehicleEF	LDT1	2.3710e-003	1.7400e-003
tblVehicleEF	LDT1	3.2130e-003	2.2850e-003
tblVehicleEF	LDT1	2.1820e-003	1.6000e-003
tblVehicleEF	LDT1	2.9550e-003	2.1010e-003
tblVehicleEF	LDT1	0.31	0.30
tblVehicleEF	LDT1	0.33	0.25
tblVehicleEF	LDT1	0.22	0.23
tblVehicleEF	LDT1	0.03	0.02
tblVehicleEF	LDT1	0.17	0.69
tblVehicleEF	LDT1	0.15	0.26
tblVehicleEF	LDT1	3.1100e-003	3.0330e-003
tblVehicleEF	LDT1	6.8600e-004	5.8300e-004
tblVehicleEF	LDT1	0.31	0.30
tblVehicleEF	LDT1	0.33	0.25
tblVehicleEF	LDT1	0.22	0.23
tblVehicleEF	LDT1	0.04	0.03
tblVehicleEF	LDT1	0.17	0.69
tblVehicleEF	LDT1	0.16	0.29
tblVehicleEF	LDT1	9.4580e-003	4.4920e-003

Merrill Commerce Center (Phase B Operations - Trucks) - San Bernardino-South Coast County, Summer

tblVehicleEF	LDT1	0.01	0.06
tblVehicleEF	LDT1	1.09	0.97
tblVehicleEF	LDT1	2.60	2.11
tblVehicleEF	LDT1	277.82	278.38
tblVehicleEF	LDT1	64.79	59.63
tblVehicleEF	LDT1	0.11	0.08
tblVehicleEF	LDT1	2.3710e-003	1.7400e-003
tblVehicleEF	LDT1	3.2130e-003	2.2850e-003
tblVehicleEF	LDT1	2.1820e-003	1.6000e-003
tblVehicleEF	LDT1	2.9550e-003	2.1010e-003
tblVehicleEF	LDT1	0.16	0.15
tblVehicleEF	LDT1	0.31	0.23
tblVehicleEF	LDT1	0.10	0.10
tblVehicleEF	LDT1	0.02	0.02
tblVehicleEF	LDT1	0.20	0.81
tblVehicleEF	LDT1	0.18	0.31
tblVehicleEF	LDT1	2.7910e-003	2.7550e-003
tblVehicleEF	LDT1	6.9300e-004	5.9000e-004
tblVehicleEF	LDT1	0.16	0.15
tblVehicleEF	LDT1	0.31	0.23
tblVehicleEF	LDT1	0.10	0.10
tblVehicleEF	LDT1	0.03	0.03
tblVehicleEF	LDT1	0.20	0.81
tblVehicleEF	LDT1	0.20	0.34
tblVehicleEF	LDT2	4.9170e-003	3.0790e-003
tblVehicleEF	LDT2	5.8030e-003	0.06
tblVehicleEF	LDT2	0.67	0.77

Merrill Commerce Center (Phase B Operations - Trucks) - San Bernardino-South Coast County, Summer

tblVehicleEF	LDT2	1.28	2.49
tblVehicleEF	LDT2	315.69	296.94
tblVehicleEF	LDT2	71.50	62.71
tblVehicleEF	LDT2	0.07	0.06
tblVehicleEF	LDT2	1.7520e-003	1.3590e-003
tblVehicleEF	LDT2	2.4460e-003	1.7340e-003
tblVehicleEF	LDT2	1.6110e-003	1.2500e-003
tblVehicleEF	LDT2	2.2490e-003	1.5950e-003
tblVehicleEF	LDT2	0.06	0.09
tblVehicleEF	LDT2	0.10	0.13
tblVehicleEF	LDT2	0.05	0.08
tblVehicleEF	LDT2	0.01	0.01
tblVehicleEF	LDT2	0.06	0.43
tblVehicleEF	LDT2	0.08	0.27
tblVehicleEF	LDT2	3.1620e-003	2.9380e-003
tblVehicleEF	LDT2	7.3600e-004	6.2100e-004
tblVehicleEF	LDT2	0.06	0.09
tblVehicleEF	LDT2	0.10	0.13
tblVehicleEF	LDT2	0.05	0.08
tblVehicleEF	LDT2	0.02	0.02
tblVehicleEF	LDT2	0.06	0.43
tblVehicleEF	LDT2	0.09	0.29
tblVehicleEF	LDT2	5.5770e-003	3.5190e-003
tblVehicleEF	LDT2	4.8410e-003	0.05
tblVehicleEF	LDT2	0.82	0.94
tblVehicleEF	LDT2	1.06	2.06
tblVehicleEF	LDT2	344.57	318.51

Merrill Commerce Center (Phase B Operations - Trucks) - San Bernardino-South Coast County, Summer

tblVehicleEF	LDT2	71.50	61.89
tblVehicleEF	LDT2	0.06	0.06
tblVehicleEF	LDT2	1.7520e-003	1.3590e-003
tblVehicleEF	LDT2	2.4460e-003	1.7340e-003
tblVehicleEF	LDT2	1.6110e-003	1.2500e-003
tblVehicleEF	LDT2	2.2490e-003	1.5950e-003
tblVehicleEF	LDT2	0.11	0.18
tblVehicleEF	LDT2	0.12	0.15
tblVehicleEF	LDT2	0.10	0.16
tblVehicleEF	LDT2	0.01	0.01
tblVehicleEF	LDT2	0.06	0.43
tblVehicleEF	LDT2	0.07	0.23
tblVehicleEF	LDT2	3.4530e-003	3.1510e-003
tblVehicleEF	LDT2	7.3300e-004	6.1200e-004
tblVehicleEF	LDT2	0.11	0.18
tblVehicleEF	LDT2	0.12	0.15
tblVehicleEF	LDT2	0.10	0.16
tblVehicleEF	LDT2	0.02	0.02
tblVehicleEF	LDT2	0.06	0.43
tblVehicleEF	LDT2	0.07	0.25
tblVehicleEF	LDT2	4.7910e-003	3.0060e-003
tblVehicleEF	LDT2	5.7690e-003	0.06
tblVehicleEF	LDT2	0.64	0.73
tblVehicleEF	LDT2	1.26	2.45
tblVehicleEF	LDT2	308.90	291.83
tblVehicleEF	LDT2	71.50	62.64
tblVehicleEF	LDT2	0.06	0.06

Merrill Commerce Center (Phase B Operations - Trucks) - San Bernardino-South Coast County, Summer

tblVehicleEF	LDT2	1.7520e-003	1.3590e-003
tblVehicleEF	LDT2	2.4460e-003	1.7340e-003
tblVehicleEF	LDT2	1.6110e-003	1.2500e-003
tblVehicleEF	LDT2	2.2490e-003	1.5950e-003
tblVehicleEF	LDT2	0.05	0.09
tblVehicleEF	LDT2	0.11	0.14
tblVehicleEF	LDT2	0.04	0.07
tblVehicleEF	LDT2	0.01	0.01
tblVehicleEF	LDT2	0.07	0.50
tblVehicleEF	LDT2	0.08	0.27
tblVehicleEF	LDT2	3.0940e-003	2.8870e-003
tblVehicleEF	LDT2	7.3600e-004	6.2000e-004
tblVehicleEF	LDT2	0.05	0.09
tblVehicleEF	LDT2	0.11	0.14
tblVehicleEF	LDT2	0.04	0.07
tblVehicleEF	LDT2	0.02	0.02
tblVehicleEF	LDT2	0.07	0.50
tblVehicleEF	LDT2	0.09	0.29
tblVehicleEF	LHD1	4.6720e-003	4.4980e-003
tblVehicleEF	LHD1	8.9900e-003	4.8130e-003
tblVehicleEF	LHD1	0.02	0.01
tblVehicleEF	LHD1	0.14	0.17
tblVehicleEF	LHD1	0.81	0.64
tblVehicleEF	LHD1	2.18	0.94
tblVehicleEF	LHD1	9.21	9.12
tblVehicleEF	LHD1	593.90	622.71
tblVehicleEF	LHD1	28.73	10.21

Merrill Commerce Center (Phase B Operations - Trucks) - San Bernardino-South Coast County, Summer

tblVehicleEF	LHD1	0.08	0.07
tblVehicleEF	LHD1	1.68	1.13
tblVehicleEF	LHD1	9.5400e-004	9.8200e-004
tblVehicleEF	LHD1	0.01	0.01
tblVehicleEF	LHD1	0.01	9.4060e-003
tblVehicleEF	LHD1	8.2700e-004	2.3100e-004
tblVehicleEF	LHD1	9.1300e-004	9.4000e-004
tblVehicleEF	LHD1	2.5700e-003	2.5020e-003
tblVehicleEF	LHD1	0.01	8.9760e-003
tblVehicleEF	LHD1	7.6100e-004	2.1300e-004
tblVehicleEF	LHD1	3.3830e-003	2.6930e-003
tblVehicleEF	LHD1	0.10	0.08
tblVehicleEF	LHD1	0.02	0.02
tblVehicleEF	LHD1	1.7110e-003	1.3450e-003
tblVehicleEF	LHD1	0.07	0.05
tblVehicleEF	LHD1	0.35	0.54
tblVehicleEF	LHD1	0.22	0.06
tblVehicleEF	LHD1	9.2000e-005	8.8000e-005
tblVehicleEF	LHD1	5.8160e-003	6.0590e-003
tblVehicleEF	LHD1	3.2800e-004	1.0100e-004
tblVehicleEF	LHD1	3.3830e-003	2.6930e-003
tblVehicleEF	LHD1	0.10	0.08
tblVehicleEF	LHD1	0.02	0.03
tblVehicleEF	LHD1	1.7110e-003	1.3450e-003
tblVehicleEF	LHD1	0.09	0.07
tblVehicleEF	LHD1	0.35	0.54
tblVehicleEF	LHD1	0.24	0.07

Merrill Commerce Center (Phase B Operations - Trucks) - San Bernardino-South Coast County, Summer

tblVehicleEF	LHD1	4.6720e-003	4.5120e-003
tblVehicleEF	LHD1	9.1960e-003	4.9120e-003
tblVehicleEF	LHD1	0.02	0.01
tblVehicleEF	LHD1	0.14	0.17
tblVehicleEF	LHD1	0.82	0.66
tblVehicleEF	LHD1	2.04	0.88
tblVehicleEF	LHD1	9.21	9.12
tblVehicleEF	LHD1	593.90	622.74
tblVehicleEF	LHD1	28.73	10.10
tblVehicleEF	LHD1	0.08	0.07
tblVehicleEF	LHD1	1.58	1.06
tblVehicleEF	LHD1	9.5400e-004	9.8200e-004
tblVehicleEF	LHD1	0.01	0.01
tblVehicleEF	LHD1	0.01	9.4060e-003
tblVehicleEF	LHD1	8.2700e-004	2.3100e-004
tblVehicleEF	LHD1	9.1300e-004	9.4000e-004
tblVehicleEF	LHD1	2.5700e-003	2.5020e-003
tblVehicleEF	LHD1	0.01	8.9760e-003
tblVehicleEF	LHD1	7.6100e-004	2.1300e-004
tblVehicleEF	LHD1	6.6270e-003	5.2970e-003
tblVehicleEF	LHD1	0.12	0.09
tblVehicleEF	LHD1	0.02	0.02
tblVehicleEF	LHD1	3.7910e-003	3.0170e-003
tblVehicleEF	LHD1	0.07	0.05
tblVehicleEF	LHD1	0.35	0.54
tblVehicleEF	LHD1	0.21	0.06
tblVehicleEF	LHD1	9.2000e-005	8.8000e-005

Merrill Commerce Center (Phase B Operations - Trucks) - San Bernardino-South Coast County, Summer

tblVehicleEF	LHD1	5.8160e-003	6.0590e-003
tblVehicleEF	LHD1	3.2600e-004	1.0000e-004
tblVehicleEF	LHD1	6.6270e-003	5.2970e-003
tblVehicleEF	LHD1	0.12	0.09
tblVehicleEF	LHD1	0.02	0.03
tblVehicleEF	LHD1	3.7910e-003	3.0170e-003
tblVehicleEF	LHD1	0.09	0.07
tblVehicleEF	LHD1	0.35	0.54
tblVehicleEF	LHD1	0.23	0.07
tblVehicleEF	LHD1	4.6720e-003	4.5010e-003
tblVehicleEF	LHD1	9.0130e-003	4.8240e-003
tblVehicleEF	LHD1	0.02	0.01
tblVehicleEF	LHD1	0.14	0.17
tblVehicleEF	LHD1	0.81	0.64
tblVehicleEF	LHD1	2.15	0.92
tblVehicleEF	LHD1	9.21	9.12
tblVehicleEF	LHD1	593.90	622.72
tblVehicleEF	LHD1	28.73	10.18
tblVehicleEF	LHD1	0.08	0.07
tblVehicleEF	LHD1	1.65	1.11
tblVehicleEF	LHD1	9.5400e-004	9.8200e-004
tblVehicleEF	LHD1	0.01	0.01
tblVehicleEF	LHD1	0.01	9.4060e-003
tblVehicleEF	LHD1	8.2700e-004	2.3100e-004
tblVehicleEF	LHD1	9.1300e-004	9.4000e-004
tblVehicleEF	LHD1	2.5700e-003	2.5020e-003
tblVehicleEF	LHD1	0.01	8.9760e-003

Merrill Commerce Center (Phase B Operations - Trucks) - San Bernardino-South Coast County, Summer

tblVehicleEF	LHD1	7.6100e-004	2.1300e-004
tblVehicleEF	LHD1	3.6120e-003	2.9190e-003
tblVehicleEF	LHD1	0.12	0.09
tblVehicleEF	LHD1	0.02	0.02
tblVehicleEF	LHD1	1.6770e-003	1.3230e-003
tblVehicleEF	LHD1	0.07	0.05
tblVehicleEF	LHD1	0.37	0.58
tblVehicleEF	LHD1	0.22	0.06
tblVehicleEF	LHD1	9.2000e-005	8.8000e-005
tblVehicleEF	LHD1	5.8160e-003	6.0590e-003
tblVehicleEF	LHD1	3.2800e-004	1.0100e-004
tblVehicleEF	LHD1	3.6120e-003	2.9190e-003
tblVehicleEF	LHD1	0.12	0.09
tblVehicleEF	LHD1	0.02	0.03
tblVehicleEF	LHD1	1.6770e-003	1.3230e-003
tblVehicleEF	LHD1	0.09	0.07
tblVehicleEF	LHD1	0.37	0.58
tblVehicleEF	LHD1	0.24	0.07
tblVehicleEF	LHD2	3.1420e-003	3.0290e-003
tblVehicleEF	LHD2	3.3700e-003	3.3290e-003
tblVehicleEF	LHD2	5.9590e-003	7.7710e-003
tblVehicleEF	LHD2	0.12	0.13
tblVehicleEF	LHD2	0.36	0.43
tblVehicleEF	LHD2	1.03	0.54
tblVehicleEF	LHD2	14.09	14.24
tblVehicleEF	LHD2	595.69	623.31
tblVehicleEF	LHD2	23.37	7.26

Merrill Commerce Center (Phase B Operations - Trucks) - San Bernardino-South Coast County, Summer

tblVehicleEF	LHD2	0.10	0.10
tblVehicleEF	LHD2	0.94	1.21
tblVehicleEF	LHD2	1.2080e-003	1.4410e-003
tblVehicleEF	LHD2	0.01	0.01
tblVehicleEF	LHD2	0.01	0.01
tblVehicleEF	LHD2	3.6200e-004	1.1200e-004
tblVehicleEF	LHD2	1.1560e-003	1.3780e-003
tblVehicleEF	LHD2	2.6970e-003	2.7030e-003
tblVehicleEF	LHD2	9.9080e-003	0.01
tblVehicleEF	LHD2	3.3300e-004	1.0300e-004
tblVehicleEF	LHD2	1.0780e-003	1.3290e-003
tblVehicleEF	LHD2	0.03	0.04
tblVehicleEF	LHD2	0.01	0.02
tblVehicleEF	LHD2	6.0700e-004	7.2000e-004
tblVehicleEF	LHD2	0.05	0.05
tblVehicleEF	LHD2	0.07	0.24
tblVehicleEF	LHD2	0.08	0.04
tblVehicleEF	LHD2	1.3700e-004	1.3600e-004
tblVehicleEF	LHD2	5.7920e-003	6.0100e-003
tblVehicleEF	LHD2	2.5200e-004	7.2000e-005
tblVehicleEF	LHD2	1.0780e-003	1.3290e-003
tblVehicleEF	LHD2	0.03	0.04
tblVehicleEF	LHD2	0.02	0.02
tblVehicleEF	LHD2	6.0700e-004	7.2000e-004
tblVehicleEF	LHD2	0.05	0.06
tblVehicleEF	LHD2	0.07	0.24
tblVehicleEF	LHD2	0.09	0.04

Merrill Commerce Center (Phase B Operations - Trucks) - San Bernardino-South Coast County, Summer

tblVehicleEF	LHD2	3.1420e-003	3.0380e-003
tblVehicleEF	LHD2	3.4100e-003	3.3590e-003
tblVehicleEF	LHD2	5.7050e-003	7.4220e-003
tblVehicleEF	LHD2	0.12	0.13
tblVehicleEF	LHD2	0.36	0.44
tblVehicleEF	LHD2	0.97	0.51
tblVehicleEF	LHD2	14.09	14.24
tblVehicleEF	LHD2	595.69	623.32
tblVehicleEF	LHD2	23.37	7.20
tblVehicleEF	LHD2	0.10	0.10
tblVehicleEF	LHD2	0.88	1.14
tblVehicleEF	LHD2	1.2080e-003	1.4410e-003
tblVehicleEF	LHD2	0.01	0.01
tblVehicleEF	LHD2	0.01	0.01
tblVehicleEF	LHD2	3.6200e-004	1.1200e-004
tblVehicleEF	LHD2	1.1560e-003	1.3780e-003
tblVehicleEF	LHD2	2.6970e-003	2.7030e-003
tblVehicleEF	LHD2	9.9080e-003	0.01
tblVehicleEF	LHD2	3.3300e-004	1.0300e-004
tblVehicleEF	LHD2	2.0680e-003	2.5650e-003
tblVehicleEF	LHD2	0.04	0.05
tblVehicleEF	LHD2	0.01	0.02
tblVehicleEF	LHD2	1.2890e-003	1.5490e-003
tblVehicleEF	LHD2	0.05	0.05
tblVehicleEF	LHD2	0.07	0.24
tblVehicleEF	LHD2	0.08	0.04
tblVehicleEF	LHD2	1.3700e-004	1.3600e-004

Merrill Commerce Center (Phase B Operations - Trucks) - San Bernardino-South Coast County, Summer

tblVehicleEF	LHD2	5.7920e-003	6.0110e-003
tblVehicleEF	LHD2	2.5100e-004	7.1000e-005
tblVehicleEF	LHD2	2.0680e-003	2.5650e-003
tblVehicleEF	LHD2	0.04	0.05
tblVehicleEF	LHD2	0.02	0.02
tblVehicleEF	LHD2	1.2890e-003	1.5490e-003
tblVehicleEF	LHD2	0.05	0.06
tblVehicleEF	LHD2	0.07	0.24
tblVehicleEF	LHD2	0.08	0.04
tblVehicleEF	LHD2	3.1420e-003	3.0310e-003
tblVehicleEF	LHD2	3.3740e-003	3.3320e-003
tblVehicleEF	LHD2	5.9110e-003	7.7050e-003
tblVehicleEF	LHD2	0.12	0.13
tblVehicleEF	LHD2	0.36	0.43
tblVehicleEF	LHD2	1.02	0.54
tblVehicleEF	LHD2	14.09	14.24
tblVehicleEF	LHD2	595.69	623.31
tblVehicleEF	LHD2	23.37	7.24
tblVehicleEF	LHD2	0.10	0.10
tblVehicleEF	LHD2	0.92	1.20
tblVehicleEF	LHD2	1.2080e-003	1.4410e-003
tblVehicleEF	LHD2	0.01	0.01
tblVehicleEF	LHD2	0.01	0.01
tblVehicleEF	LHD2	3.6200e-004	1.1200e-004
tblVehicleEF	LHD2	1.1560e-003	1.3780e-003
tblVehicleEF	LHD2	2.6970e-003	2.7030e-003
tblVehicleEF	LHD2	9.9080e-003	0.01

Merrill Commerce Center (Phase B Operations - Trucks) - San Bernardino-South Coast County, Summer

tblVehicleEF	LHD2	3.3300e-004	1.0300e-004
tblVehicleEF	LHD2	1.0780e-003	1.3530e-003
tblVehicleEF	LHD2	0.03	0.04
tblVehicleEF	LHD2	0.01	0.02
tblVehicleEF	LHD2	5.9100e-004	6.9900e-004
tblVehicleEF	LHD2	0.05	0.05
tblVehicleEF	LHD2	0.07	0.25
tblVehicleEF	LHD2	0.08	0.04
tblVehicleEF	LHD2	1.3700e-004	1.3600e-004
tblVehicleEF	LHD2	5.7920e-003	6.0100e-003
tblVehicleEF	LHD2	2.5200e-004	7.2000e-005
tblVehicleEF	LHD2	1.0780e-003	1.3530e-003
tblVehicleEF	LHD2	0.03	0.04
tblVehicleEF	LHD2	0.02	0.02
tblVehicleEF	LHD2	5.9100e-004	6.9900e-004
tblVehicleEF	LHD2	0.05	0.06
tblVehicleEF	LHD2	0.07	0.25
tblVehicleEF	LHD2	0.09	0.04
tblVehicleEF	MCY	0.44	0.33
tblVehicleEF	MCY	0.16	0.25
tblVehicleEF	MCY	19.41	19.66
tblVehicleEF	MCY	9.98	8.85
tblVehicleEF	MCY	169.81	211.00
tblVehicleEF	MCY	45.18	60.62
tblVehicleEF	MCY	1.15	1.15
tblVehicleEF	MCY	1.9700e-003	1.9320e-003
tblVehicleEF	MCY	3.3250e-003	2.8200e-003

Merrill Commerce Center (Phase B Operations - Trucks) - San Bernardino-South Coast County, Summer

tblVehicleEF	MCY	1.8410e-003	1.8050e-003
tblVehicleEF	MCY	3.1250e-003	2.6490e-003
tblVehicleEF	MCY	1.43	1.45
tblVehicleEF	MCY	0.80	0.82
tblVehicleEF	MCY	0.78	0.79
tblVehicleEF	MCY	2.18	2.19
tblVehicleEF	MCY	0.45	1.82
tblVehicleEF	MCY	2.12	1.87
tblVehicleEF	MCY	2.0790e-003	2.0880e-003
tblVehicleEF	MCY	6.7700e-004	6.0000e-004
tblVehicleEF	MCY	1.43	1.45
tblVehicleEF	MCY	0.80	0.82
tblVehicleEF	MCY	0.78	0.79
tblVehicleEF	MCY	2.71	2.71
tblVehicleEF	MCY	0.45	1.82
tblVehicleEF	MCY	2.31	2.04
tblVehicleEF	MCY	0.43	0.32
tblVehicleEF	MCY	0.13	0.21
tblVehicleEF	MCY	19.54	19.80
tblVehicleEF	MCY	9.04	7.97
tblVehicleEF	MCY	169.81	211.03
tblVehicleEF	MCY	45.18	58.35
tblVehicleEF	MCY	0.98	0.98
tblVehicleEF	MCY	1.9700e-003	1.9320e-003
tblVehicleEF	MCY	3.3250e-003	2.8200e-003
tblVehicleEF	MCY	1.8410e-003	1.8050e-003
tblVehicleEF	MCY	3.1250e-003	2.6490e-003

Merrill Commerce Center (Phase B Operations - Trucks) - San Bernardino-South Coast County, Summer

tblVehicleEF	MCY	3.10	3.13
tblVehicleEF	MCY	1.23	1.26
tblVehicleEF	MCY	2.07	2.09
tblVehicleEF	MCY	2.14	2.14
tblVehicleEF	MCY	0.45	1.81
tblVehicleEF	MCY	1.83	1.61
tblVehicleEF	MCY	2.0790e-003	2.0880e-003
tblVehicleEF	MCY	6.5300e-004	5.7700e-004
tblVehicleEF	MCY	3.10	3.13
tblVehicleEF	MCY	1.23	1.26
tblVehicleEF	MCY	2.07	2.09
tblVehicleEF	MCY	2.65	2.65
tblVehicleEF	MCY	0.45	1.81
tblVehicleEF	MCY	1.99	1.75
tblVehicleEF	MCY	0.43	0.32
tblVehicleEF	MCY	0.15	0.24
tblVehicleEF	MCY	18.58	18.81
tblVehicleEF	MCY	9.62	8.50
tblVehicleEF	MCY	169.81	209.52
tblVehicleEF	MCY	45.18	59.85
tblVehicleEF	MCY	1.11	1.11
tblVehicleEF	MCY	1.9700e-003	1.9320e-003
tblVehicleEF	MCY	3.3250e-003	2.8200e-003
tblVehicleEF	MCY	1.8410e-003	1.8050e-003
tblVehicleEF	MCY	3.1250e-003	2.6490e-003
tblVehicleEF	MCY	1.69	1.70
tblVehicleEF	MCY	1.07	1.09

Merrill Commerce Center (Phase B Operations - Trucks) - San Bernardino-South Coast County, Summer

tblVehicleEF	MCY	0.70	0.70
tblVehicleEF	MCY	2.15	2.16
tblVehicleEF	MCY	0.52	2.09
tblVehicleEF	MCY	2.05	1.81
tblVehicleEF	MCY	2.0650e-003	2.0730e-003
tblVehicleEF	MCY	6.6900e-004	5.9200e-004
tblVehicleEF	MCY	1.69	1.70
tblVehicleEF	MCY	1.07	1.09
tblVehicleEF	MCY	0.70	0.70
tblVehicleEF	MCY	2.67	2.67
tblVehicleEF	MCY	0.52	2.09
tblVehicleEF	MCY	2.23	1.97
tblVehicleEF	MDV	9.3540e-003	3.8560e-003
tblVehicleEF	MDV	0.01	0.07
tblVehicleEF	MDV	1.04	0.86
tblVehicleEF	MDV	2.45	2.81
tblVehicleEF	MDV	439.27	371.74
tblVehicleEF	MDV	98.67	77.98
tblVehicleEF	MDV	0.13	0.08
tblVehicleEF	MDV	1.7830e-003	1.4230e-003
tblVehicleEF	MDV	2.4100e-003	1.7590e-003
tblVehicleEF	MDV	1.6430e-003	1.3120e-003
tblVehicleEF	MDV	2.2160e-003	1.6180e-003
tblVehicleEF	MDV	0.09	0.11
tblVehicleEF	MDV	0.18	0.15
tblVehicleEF	MDV	0.08	0.10
tblVehicleEF	MDV	0.02	0.02

Merrill Commerce Center (Phase B Operations - Trucks) - San Bernardino-South Coast County, Summer

tblVehicleEF	MDV	0.10	0.47
tblVehicleEF	MDV	0.18	0.34
tblVehicleEF	MDV	4.3980e-003	3.6750e-003
tblVehicleEF	MDV	1.0290e-003	7.7200e-004
tblVehicleEF	MDV	0.09	0.11
tblVehicleEF	MDV	0.18	0.15
tblVehicleEF	MDV	0.08	0.10
tblVehicleEF	MDV	0.03	0.02
tblVehicleEF	MDV	0.10	0.47
tblVehicleEF	MDV	0.20	0.37
tblVehicleEF	MDV	0.01	4.4140e-003
tblVehicleEF	MDV	0.01	0.06
tblVehicleEF	MDV	1.27	1.05
tblVehicleEF	MDV	2.03	2.33
tblVehicleEF	MDV	478.15	394.46
tblVehicleEF	MDV	98.67	77.03
tblVehicleEF	MDV	0.11	0.07
tblVehicleEF	MDV	1.7830e-003	1.4230e-003
tblVehicleEF	MDV	2.4100e-003	1.7590e-003
tblVehicleEF	MDV	1.6430e-003	1.3120e-003
tblVehicleEF	MDV	2.2160e-003	1.6180e-003
tblVehicleEF	MDV	0.19	0.22
tblVehicleEF	MDV	0.21	0.18
tblVehicleEF	MDV	0.16	0.20
tblVehicleEF	MDV	0.03	0.02
tblVehicleEF	MDV	0.10	0.47
tblVehicleEF	MDV	0.15	0.29

Merrill Commerce Center (Phase B Operations - Trucks) - San Bernardino-South Coast County, Summer

tblVehicleEF	MDV	4.7900e-003	3.9000e-003
tblVehicleEF	MDV	1.0220e-003	7.6200e-004
tblVehicleEF	MDV	0.19	0.22
tblVehicleEF	MDV	0.21	0.18
tblVehicleEF	MDV	0.16	0.20
tblVehicleEF	MDV	0.04	0.03
tblVehicleEF	MDV	0.10	0.47
tblVehicleEF	MDV	0.17	0.31
tblVehicleEF	MDV	9.1040e-003	3.7610e-003
tblVehicleEF	MDV	0.01	0.07
tblVehicleEF	MDV	0.99	0.81
tblVehicleEF	MDV	2.42	2.77
tblVehicleEF	MDV	430.20	366.36
tblVehicleEF	MDV	98.67	77.90
tblVehicleEF	MDV	0.12	0.07
tblVehicleEF	MDV	1.7830e-003	1.4230e-003
tblVehicleEF	MDV	2.4100e-003	1.7590e-003
tblVehicleEF	MDV	1.6430e-003	1.3120e-003
tblVehicleEF	MDV	2.2160e-003	1.6180e-003
tblVehicleEF	MDV	0.09	0.10
tblVehicleEF	MDV	0.20	0.17
tblVehicleEF	MDV	0.08	0.09
tblVehicleEF	MDV	0.02	0.02
tblVehicleEF	MDV	0.12	0.55
tblVehicleEF	MDV	0.18	0.34
tblVehicleEF	MDV	4.3070e-003	3.6210e-003
tblVehicleEF	MDV	1.0290e-003	7.7100e-004

Merrill Commerce Center (Phase B Operations - Trucks) - San Bernardino-South Coast County, Summer

tblVehicleEF	MDV	0.09	0.10
tblVehicleEF	MDV	0.20	0.17
tblVehicleEF	MDV	0.08	0.09
tblVehicleEF	MDV	0.03	0.02
tblVehicleEF	MDV	0.12	0.55
tblVehicleEF	MDV	0.20	0.37
tblVehicleEF	MH	0.02	3.5960e-003
tblVehicleEF	MH	0.02	0.00
tblVehicleEF	MH	1.94	0.33
tblVehicleEF	MH	5.34	0.00
tblVehicleEF	MH	1,048.24	928.73
tblVehicleEF	MH	58.51	0.00
tblVehicleEF	MH	1.28	4.11
tblVehicleEF	MH	0.01	0.02
tblVehicleEF	MH	0.03	0.12
tblVehicleEF	MH	1.0110e-003	0.00
tblVehicleEF	MH	3.2250e-003	4.0000e-003
tblVehicleEF	MH	0.03	0.12
tblVehicleEF	MH	9.3000e-004	0.00
tblVehicleEF	MH	1.22	0.00
tblVehicleEF	MH	0.08	0.00
tblVehicleEF	MH	0.43	0.00
tblVehicleEF	MH	0.07	0.08
tblVehicleEF	MH	0.03	0.00
tblVehicleEF	MH	0.31	0.00
tblVehicleEF	MH	0.01	8.7800e-003
tblVehicleEF	MH	6.7800e-004	0.00

Merrill Commerce Center (Phase B Operations - Trucks) - San Bernardino-South Coast County, Summer

tblVehicleEF	MH	1.22	0.00
tblVehicleEF	MH	0.08	0.00
tblVehicleEF	MH	0.43	0.00
tblVehicleEF	MH	0.10	0.09
tblVehicleEF	MH	0.03	0.00
tblVehicleEF	MH	0.34	0.00
tblVehicleEF	MH	0.02	3.5960e-003
tblVehicleEF	MH	0.02	0.00
tblVehicleEF	MH	2.01	0.33
tblVehicleEF	MH	4.87	0.00
tblVehicleEF	MH	1,048.24	928.73
tblVehicleEF	MH	58.51	0.00
tblVehicleEF	MH	1.17	3.87
tblVehicleEF	MH	0.01	0.02
tblVehicleEF	MH	0.03	0.12
tblVehicleEF	MH	1.0110e-003	0.00
tblVehicleEF	MH	3.2250e-003	4.0000e-003
tblVehicleEF	MH	0.03	0.12
tblVehicleEF	MH	9.3000e-004	0.00
tblVehicleEF	MH	2.40	0.00
tblVehicleEF	MH	0.09	0.00
tblVehicleEF	MH	1.01	0.00
tblVehicleEF	MH	0.08	0.08
tblVehicleEF	MH	0.03	0.00
tblVehicleEF	MH	0.29	0.00
tblVehicleEF	MH	0.01	8.7800e-003
tblVehicleEF	MH	6.7000e-004	0.00

Merrill Commerce Center (Phase B Operations - Trucks) - San Bernardino-South Coast County, Summer

tblVehicleEF	MH	2.40	0.00
tblVehicleEF	MH	0.09	0.00
tblVehicleEF	MH	1.01	0.00
tblVehicleEF	MH	0.10	0.09
tblVehicleEF	MH	0.03	0.00
tblVehicleEF	MH	0.32	0.00
tblVehicleEF	MH	0.02	3.5960e-003
tblVehicleEF	MH	0.02	0.00
tblVehicleEF	MH	1.94	0.33
tblVehicleEF	MH	5.29	0.00
tblVehicleEF	MH	1,048.24	928.73
tblVehicleEF	MH	58.51	0.00
tblVehicleEF	MH	1.25	4.05
tblVehicleEF	MH	0.01	0.02
tblVehicleEF	MH	0.03	0.12
tblVehicleEF	MH	1.0110e-003	0.00
tblVehicleEF	MH	3.2250e-003	4.0000e-003
tblVehicleEF	MH	0.03	0.12
tblVehicleEF	MH	9.3000e-004	0.00
tblVehicleEF	MH	1.42	0.00
tblVehicleEF	MH	0.09	0.00
tblVehicleEF	MH	0.44	0.00
tblVehicleEF	MH	0.07	0.08
tblVehicleEF	MH	0.03	0.00
tblVehicleEF	MH	0.31	0.00
tblVehicleEF	MH	0.01	8.7800e-003
tblVehicleEF	MH	6.7700e-004	0.00

Merrill Commerce Center (Phase B Operations - Trucks) - San Bernardino-South Coast County, Summer

tblVehicleEF	MH	1.42	0.00
tblVehicleEF	MH	0.09	0.00
tblVehicleEF	MH	0.44	0.00
tblVehicleEF	MH	0.10	0.09
tblVehicleEF	MH	0.03	0.00
tblVehicleEF	MH	0.34	0.00
tblVehicleEF	MHD	0.02	3.0370e-003
tblVehicleEF	MHD	2.3730e-003	1.0670e-003
tblVehicleEF	MHD	0.04	7.4460e-003
tblVehicleEF	MHD	0.29	0.34
tblVehicleEF	MHD	0.21	0.14
tblVehicleEF	MHD	3.98	0.80
tblVehicleEF	MHD	157.13	63.12
tblVehicleEF	MHD	1,097.93	940.09
tblVehicleEF	MHD	49.45	7.43
tblVehicleEF	MHD	0.42	0.34
tblVehicleEF	MHD	0.63	1.01
tblVehicleEF	MHD	9.1000e-005	2.4100e-004
tblVehicleEF	MHD	2.7720e-003	7.6590e-003
tblVehicleEF	MHD	6.6500e-004	8.6000e-005
tblVehicleEF	MHD	8.7000e-005	2.3000e-004
tblVehicleEF	MHD	2.6480e-003	7.3240e-003
tblVehicleEF	MHD	6.1100e-004	7.9000e-005
tblVehicleEF	MHD	9.7700e-004	4.4300e-004
tblVehicleEF	MHD	0.03	0.02
tblVehicleEF	MHD	0.02	0.02
tblVehicleEF	MHD	5.2700e-004	2.3800e-004

Merrill Commerce Center (Phase B Operations - Trucks) - San Bernardino-South Coast County, Summer

tblVehicleEF	MHD	0.03	0.01
tblVehicleEF	MHD	0.01	0.08
tblVehicleEF	MHD	0.24	0.04
tblVehicleEF	MHD	1.5090e-003	5.9900e-004
tblVehicleEF	MHD	0.01	8.9580e-003
tblVehicleEF	MHD	5.6400e-004	7.4000e-005
tblVehicleEF	MHD	9.7700e-004	4.4300e-004
tblVehicleEF	MHD	0.03	0.02
tblVehicleEF	MHD	0.03	0.02
tblVehicleEF	MHD	5.2700e-004	2.3800e-004
tblVehicleEF	MHD	0.03	0.01
tblVehicleEF	MHD	0.01	0.08
tblVehicleEF	MHD	0.27	0.04
tblVehicleEF	MHD	0.01	2.8930e-003
tblVehicleEF	MHD	2.4050e-003	1.0900e-003
tblVehicleEF	MHD	0.04	7.1060e-003
tblVehicleEF	MHD	0.21	0.29
tblVehicleEF	MHD	0.21	0.15
tblVehicleEF	MHD	3.72	0.75
tblVehicleEF	MHD	166.43	62.88
tblVehicleEF	MHD	1,097.93	940.09
tblVehicleEF	MHD	49.45	7.34
tblVehicleEF	MHD	0.44	0.33
tblVehicleEF	MHD	0.59	0.95
tblVehicleEF	MHD	7.6000e-005	2.0600e-004
tblVehicleEF	MHD	2.7720e-003	7.6590e-003
tblVehicleEF	MHD	6.6500e-004	8.6000e-005

Merrill Commerce Center (Phase B Operations - Trucks) - San Bernardino-South Coast County, Summer

tblVehicleEF	MHD	7.3000e-005	1.9700e-004
tblVehicleEF	MHD	2.6480e-003	7.3240e-003
tblVehicleEF	MHD	6.1100e-004	7.9000e-005
tblVehicleEF	MHD	1.9120e-003	8.6600e-004
tblVehicleEF	MHD	0.04	0.02
tblVehicleEF	MHD	0.02	0.01
tblVehicleEF	MHD	1.1780e-003	5.3200e-004
tblVehicleEF	MHD	0.03	0.01
tblVehicleEF	MHD	0.01	0.08
tblVehicleEF	MHD	0.23	0.04
tblVehicleEF	MHD	1.5970e-003	5.9700e-004
tblVehicleEF	MHD	0.01	8.9590e-003
tblVehicleEF	MHD	5.6000e-004	7.3000e-005
tblVehicleEF	MHD	1.9120e-003	8.6600e-004
tblVehicleEF	MHD	0.04	0.02
tblVehicleEF	MHD	0.03	0.02
tblVehicleEF	MHD	1.1780e-003	5.3200e-004
tblVehicleEF	MHD	0.03	0.01
tblVehicleEF	MHD	0.01	0.08
tblVehicleEF	MHD	0.25	0.04
tblVehicleEF	MHD	0.02	3.2500e-003
tblVehicleEF	MHD	2.3770e-003	1.0690e-003
tblVehicleEF	MHD	0.04	7.3590e-003
tblVehicleEF	MHD	0.41	0.40
tblVehicleEF	MHD	0.21	0.14
tblVehicleEF	MHD	3.91	0.79
tblVehicleEF	MHD	144.26	63.46

Merrill Commerce Center (Phase B Operations - Trucks) - San Bernardino-South Coast County, Summer

tblVehicleEF	MHD	1,097.93	940.09
tblVehicleEF	MHD	49.45	7.41
tblVehicleEF	MHD	0.40	0.36
tblVehicleEF	MHD	0.62	0.99
tblVehicleEF	MHD	1.1000e-004	2.8900e-004
tblVehicleEF	MHD	2.7720e-003	7.6590e-003
tblVehicleEF	MHD	6.6500e-004	8.6000e-005
tblVehicleEF	MHD	1.0600e-004	2.7600e-004
tblVehicleEF	MHD	2.6480e-003	7.3240e-003
tblVehicleEF	MHD	6.1100e-004	7.9000e-005
tblVehicleEF	MHD	1.0160e-003	4.6200e-004
tblVehicleEF	MHD	0.04	0.02
tblVehicleEF	MHD	0.02	0.02
tblVehicleEF	MHD	5.1300e-004	2.3200e-004
tblVehicleEF	MHD	0.03	0.01
tblVehicleEF	MHD	0.01	0.09
tblVehicleEF	MHD	0.24	0.04
tblVehicleEF	MHD	1.3880e-003	6.0200e-004
tblVehicleEF	MHD	0.01	8.9580e-003
tblVehicleEF	MHD	5.6300e-004	7.3000e-005
tblVehicleEF	MHD	1.0160e-003	4.6200e-004
tblVehicleEF	MHD	0.04	0.02
tblVehicleEF	MHD	0.03	0.02
tblVehicleEF	MHD	5.1300e-004	2.3200e-004
tblVehicleEF	MHD	0.03	0.01
tblVehicleEF	MHD	0.01	0.09
tblVehicleEF	MHD	0.26	0.04

Merrill Commerce Center (Phase B Operations - Trucks) - San Bernardino-South Coast County, Summer

tblVehicleEF	OBUS	0.01	9.0060e-003
tblVehicleEF	OBUS	6.2520e-003	5.7900e-003
tblVehicleEF	OBUS	0.03	0.02
tblVehicleEF	OBUS	0.24	0.51
tblVehicleEF	OBUS	0.41	0.69
tblVehicleEF	OBUS	5.29	2.52
tblVehicleEF	OBUS	65.82	66.45
tblVehicleEF	OBUS	1,119.44	1,394.03
tblVehicleEF	OBUS	69.89	20.71
tblVehicleEF	OBUS	0.13	0.24
tblVehicleEF	OBUS	0.44	0.87
tblVehicleEF	OBUS	1.1000e-005	8.1000e-005
tblVehicleEF	OBUS	2.0200e-003	6.3490e-003
tblVehicleEF	OBUS	9.5000e-004	2.3700e-004
tblVehicleEF	OBUS	1.1000e-005	7.8000e-005
tblVehicleEF	OBUS	1.9090e-003	6.0530e-003
tblVehicleEF	OBUS	8.7400e-004	2.1800e-004
tblVehicleEF	OBUS	1.8990e-003	2.7570e-003
tblVehicleEF	OBUS	0.02	0.03
tblVehicleEF	OBUS	0.03	0.05
tblVehicleEF	OBUS	8.3600e-004	1.1520e-003
tblVehicleEF	OBUS	0.03	0.03
tblVehicleEF	OBUS	0.05	0.32
tblVehicleEF	OBUS	0.33	0.12
tblVehicleEF	OBUS	6.4000e-004	6.3400e-004
tblVehicleEF	OBUS	0.01	0.01
tblVehicleEF	OBUS	7.9100e-004	2.0500e-004

Merrill Commerce Center (Phase B Operations - Trucks) - San Bernardino-South Coast County, Summer

tblVehicleEF	OBUS	1.8990e-003	2.7570e-003
tblVehicleEF	OBUS	0.02	0.03
tblVehicleEF	OBUS	0.04	0.06
tblVehicleEF	OBUS	8.3600e-004	1.1520e-003
tblVehicleEF	OBUS	0.04	0.04
tblVehicleEF	OBUS	0.05	0.32
tblVehicleEF	OBUS	0.36	0.13
tblVehicleEF	OBUS	0.01	9.0820e-003
tblVehicleEF	OBUS	6.4110e-003	5.9630e-003
tblVehicleEF	OBUS	0.02	0.02
tblVehicleEF	OBUS	0.24	0.51
tblVehicleEF	OBUS	0.42	0.71
tblVehicleEF	OBUS	4.85	2.32
tblVehicleEF	OBUS	68.71	65.76
tblVehicleEF	OBUS	1,119.44	1,394.07
tblVehicleEF	OBUS	69.89	20.35
tblVehicleEF	OBUS	0.13	0.23
tblVehicleEF	OBUS	0.41	0.80
tblVehicleEF	OBUS	1.0000e-005	7.2000e-005
tblVehicleEF	OBUS	2.0200e-003	6.3490e-003
tblVehicleEF	OBUS	9.5000e-004	2.3700e-004
tblVehicleEF	OBUS	9.0000e-006	6.9000e-005
tblVehicleEF	OBUS	1.9090e-003	6.0530e-003
tblVehicleEF	OBUS	8.7400e-004	2.1800e-004
tblVehicleEF	OBUS	3.6770e-003	5.3510e-003
tblVehicleEF	OBUS	0.02	0.03
tblVehicleEF	OBUS	0.03	0.05

Merrill Commerce Center (Phase B Operations - Trucks) - San Bernardino-South Coast County, Summer

tblVehicleEF	OBUS	1.8930e-003	2.6140e-003
tblVehicleEF	OBUS	0.03	0.03
tblVehicleEF	OBUS	0.05	0.32
tblVehicleEF	OBUS	0.31	0.11
tblVehicleEF	OBUS	6.6800e-004	6.2800e-004
tblVehicleEF	OBUS	0.01	0.01
tblVehicleEF	OBUS	7.8400e-004	2.0100e-004
tblVehicleEF	OBUS	3.6770e-003	5.3510e-003
tblVehicleEF	OBUS	0.02	0.03
tblVehicleEF	OBUS	0.04	0.06
tblVehicleEF	OBUS	1.8930e-003	2.6140e-003
tblVehicleEF	OBUS	0.04	0.04
tblVehicleEF	OBUS	0.05	0.32
tblVehicleEF	OBUS	0.34	0.12
tblVehicleEF	OBUS	0.01	8.9410e-003
tblVehicleEF	OBUS	6.2690e-003	5.8090e-003
tblVehicleEF	OBUS	0.03	0.02
tblVehicleEF	OBUS	0.25	0.51
tblVehicleEF	OBUS	0.41	0.69
tblVehicleEF	OBUS	5.25	2.51
tblVehicleEF	OBUS	61.82	67.41
tblVehicleEF	OBUS	1,119.44	1,394.04
tblVehicleEF	OBUS	69.89	20.67
tblVehicleEF	OBUS	0.12	0.26
tblVehicleEF	OBUS	0.43	0.86
tblVehicleEF	OBUS	1.4000e-005	9.4000e-005
tblVehicleEF	OBUS	2.0200e-003	6.3490e-003

Merrill Commerce Center (Phase B Operations - Trucks) - San Bernardino-South Coast County, Summer

tblVehicleEF	OBUS	9.5000e-004	2.3700e-004
tblVehicleEF	OBUS	1.3000e-005	9.0000e-005
tblVehicleEF	OBUS	1.9090e-003	6.0530e-003
tblVehicleEF	OBUS	8.7400e-004	2.1800e-004
tblVehicleEF	OBUS	1.9540e-003	2.9210e-003
tblVehicleEF	OBUS	0.02	0.03
tblVehicleEF	OBUS	0.03	0.05
tblVehicleEF	OBUS	8.3000e-004	1.1560e-003
tblVehicleEF	OBUS	0.03	0.03
tblVehicleEF	OBUS	0.05	0.34
tblVehicleEF	OBUS	0.33	0.12
tblVehicleEF	OBUS	6.0200e-004	6.4400e-004
tblVehicleEF	OBUS	0.01	0.01
tblVehicleEF	OBUS	7.9100e-004	2.0500e-004
tblVehicleEF	OBUS	1.9540e-003	2.9210e-003
tblVehicleEF	OBUS	0.02	0.03
tblVehicleEF	OBUS	0.04	0.06
tblVehicleEF	OBUS	8.3000e-004	1.1560e-003
tblVehicleEF	OBUS	0.04	0.04
tblVehicleEF	OBUS	0.05	0.34
tblVehicleEF	OBUS	0.36	0.13
tblVehicleEF	SBUS	0.82	0.05
tblVehicleEF	SBUS	8.4750e-003	5.6520e-003
tblVehicleEF	SBUS	0.06	4.4230e-003
tblVehicleEF	SBUS	6.01	2.12
tblVehicleEF	SBUS	0.53	0.48
tblVehicleEF	SBUS	5.05	0.58

Merrill Commerce Center (Phase B Operations - Trucks) - San Bernardino-South Coast County, Summer

tblVehicleEF	SBUS	1,217.18	331.70
tblVehicleEF	SBUS	1,113.27	1,082.52
tblVehicleEF	SBUS	40.27	3.48
tblVehicleEF	SBUS	9.36	3.05
tblVehicleEF	SBUS	3.61	4.26
tblVehicleEF	SBUS	7.8830e-003	2.9700e-003
tblVehicleEF	SBUS	0.01	0.01
tblVehicleEF	SBUS	0.02	0.02
tblVehicleEF	SBUS	5.9900e-004	3.5000e-005
tblVehicleEF	SBUS	7.5420e-003	2.8410e-003
tblVehicleEF	SBUS	2.7330e-003	2.7420e-003
tblVehicleEF	SBUS	0.02	0.02
tblVehicleEF	SBUS	5.5100e-004	3.2000e-005
tblVehicleEF	SBUS	3.0330e-003	7.5800e-004
tblVehicleEF	SBUS	0.02	5.7310e-003
tblVehicleEF	SBUS	0.71	0.22
tblVehicleEF	SBUS	1.4390e-003	3.8400e-004
tblVehicleEF	SBUS	0.10	0.08
tblVehicleEF	SBUS	9.3710e-003	0.03
tblVehicleEF	SBUS	0.27	0.03
tblVehicleEF	SBUS	0.01	3.1550e-003
tblVehicleEF	SBUS	0.01	0.01
tblVehicleEF	SBUS	4.9000e-004	3.4000e-005
tblVehicleEF	SBUS	3.0330e-003	7.5800e-004
tblVehicleEF	SBUS	0.02	5.7310e-003
tblVehicleEF	SBUS	1.02	0.31
tblVehicleEF	SBUS	1.4390e-003	3.8400e-004

Merrill Commerce Center (Phase B Operations - Trucks) - San Bernardino-South Coast County, Summer

tblVehicleEF	SBUS	0.11	0.10
tblVehicleEF	SBUS	9.3710e-003	0.03
tblVehicleEF	SBUS	0.29	0.03
tblVehicleEF	SBUS	0.82	0.05
tblVehicleEF	SBUS	8.6200e-003	5.7220e-003
tblVehicleEF	SBUS	0.05	3.6550e-003
tblVehicleEF	SBUS	5.89	2.09
tblVehicleEF	SBUS	0.53	0.49
tblVehicleEF	SBUS	3.46	0.41
tblVehicleEF	SBUS	1,277.69	337.86
tblVehicleEF	SBUS	1,113.27	1,082.54
tblVehicleEF	SBUS	40.27	3.19
tblVehicleEF	SBUS	9.66	3.09
tblVehicleEF	SBUS	3.39	3.99
tblVehicleEF	SBUS	6.6460e-003	2.5130e-003
tblVehicleEF	SBUS	0.01	0.01
tblVehicleEF	SBUS	0.02	0.02
tblVehicleEF	SBUS	5.9900e-004	3.5000e-005
tblVehicleEF	SBUS	6.3580e-003	2.4040e-003
tblVehicleEF	SBUS	2.7330e-003	2.7420e-003
tblVehicleEF	SBUS	0.02	0.02
tblVehicleEF	SBUS	5.5100e-004	3.2000e-005
tblVehicleEF	SBUS	5.7580e-003	1.3700e-003
tblVehicleEF	SBUS	0.02	5.9610e-003
tblVehicleEF	SBUS	0.71	0.22
tblVehicleEF	SBUS	3.0800e-003	7.3800e-004
tblVehicleEF	SBUS	0.10	0.08

Merrill Commerce Center (Phase B Operations - Trucks) - San Bernardino-South Coast County, Summer

tblVehicleEF	SBUS	8.5600e-003	0.03
tblVehicleEF	SBUS	0.22	0.02
tblVehicleEF	SBUS	0.01	3.2130e-003
tblVehicleEF	SBUS	0.01	0.01
tblVehicleEF	SBUS	4.6300e-004	3.2000e-005
tblVehicleEF	SBUS	5.7580e-003	1.3700e-003
tblVehicleEF	SBUS	0.02	5.9610e-003
tblVehicleEF	SBUS	1.02	0.31
tblVehicleEF	SBUS	3.0800e-003	7.3800e-004
tblVehicleEF	SBUS	0.11	0.10
tblVehicleEF	SBUS	8.5600e-003	0.03
tblVehicleEF	SBUS	0.24	0.02
tblVehicleEF	SBUS	0.82	0.05
tblVehicleEF	SBUS	8.4790e-003	5.6490e-003
tblVehicleEF	SBUS	0.06	4.5230e-003
tblVehicleEF	SBUS	6.17	2.16
tblVehicleEF	SBUS	0.53	0.48
tblVehicleEF	SBUS	5.10	0.60
tblVehicleEF	SBUS	1,133.61	323.18
tblVehicleEF	SBUS	1,113.27	1,082.52
tblVehicleEF	SBUS	40.27	3.50
tblVehicleEF	SBUS	8.94	2.98
tblVehicleEF	SBUS	3.56	4.20
tblVehicleEF	SBUS	9.5930e-003	3.6010e-003
tblVehicleEF	SBUS	0.01	0.01
tblVehicleEF	SBUS	0.02	0.02
tblVehicleEF	SBUS	5.9900e-004	3.5000e-005

Merrill Commerce Center (Phase B Operations - Trucks) - San Bernardino-South Coast County, Summer

tblVehicleEF	SBUS	9.1780e-003	3.4450e-003
tblVehicleEF	SBUS	2.7330e-003	2.7420e-003
tblVehicleEF	SBUS	0.02	0.02
tblVehicleEF	SBUS	5.5100e-004	3.2000e-005
tblVehicleEF	SBUS	2.9290e-003	7.0600e-004
tblVehicleEF	SBUS	0.02	5.8560e-003
tblVehicleEF	SBUS	0.71	0.22
tblVehicleEF	SBUS	1.4140e-003	3.8400e-004
tblVehicleEF	SBUS	0.10	0.08
tblVehicleEF	SBUS	0.01	0.04
tblVehicleEF	SBUS	0.27	0.03
tblVehicleEF	SBUS	0.01	3.0740e-003
tblVehicleEF	SBUS	0.01	0.01
tblVehicleEF	SBUS	4.9100e-004	3.5000e-005
tblVehicleEF	SBUS	2.9290e-003	7.0600e-004
tblVehicleEF	SBUS	0.02	5.8560e-003
tblVehicleEF	SBUS	1.03	0.31
tblVehicleEF	SBUS	1.4140e-003	3.8400e-004
tblVehicleEF	SBUS	0.11	0.10
tblVehicleEF	SBUS	0.01	0.04
tblVehicleEF	SBUS	0.29	0.03
tblVehicleEF	UBUS	1.54	4.21
tblVehicleEF	UBUS	0.08	0.02
tblVehicleEF	UBUS	7.71	32.80
tblVehicleEF	UBUS	12.81	1.41
tblVehicleEF	UBUS	1,799.11	1,717.67
tblVehicleEF	UBUS	140.33	16.41

Merrill Commerce Center (Phase B Operations - Trucks) - San Bernardino-South Coast County, Summer

tblVehicleEF	UBUS	4.15	0.36
tblVehicleEF	UBUS	0.51	0.08
tblVehicleEF	UBUS	0.01	0.03
tblVehicleEF	UBUS	0.04	2.7180e-003
tblVehicleEF	UBUS	1.4670e-003	2.1400e-004
tblVehicleEF	UBUS	0.22	0.03
tblVehicleEF	UBUS	3.0000e-003	6.3130e-003
tblVehicleEF	UBUS	0.04	2.5830e-003
tblVehicleEF	UBUS	1.3480e-003	1.9700e-004
tblVehicleEF	UBUS	7.2070e-003	1.6210e-003
tblVehicleEF	UBUS	0.10	8.9290e-003
tblVehicleEF	UBUS	3.6150e-003	6.9100e-004
tblVehicleEF	UBUS	0.42	0.06
tblVehicleEF	UBUS	0.02	0.03
tblVehicleEF	UBUS	1.06	0.07
tblVehicleEF	UBUS	9.4600e-003	3.7390e-003
tblVehicleEF	UBUS	1.6370e-003	1.6200e-004
tblVehicleEF	UBUS	7.2070e-003	1.6210e-003
tblVehicleEF	UBUS	0.10	8.9290e-003
tblVehicleEF	UBUS	3.6150e-003	6.9100e-004
tblVehicleEF	UBUS	2.00	4.30
tblVehicleEF	UBUS	0.02	0.03
tblVehicleEF	UBUS	1.17	0.07
tblVehicleEF	UBUS	1.54	4.21
tblVehicleEF	UBUS	0.07	0.02
tblVehicleEF	UBUS	7.78	32.80
tblVehicleEF	UBUS	10.55	1.16

Merrill Commerce Center (Phase B Operations - Trucks) - San Bernardino-South Coast County, Summer

tblVehicleEF	UBUS	1,799.11	1,717.67
tblVehicleEF	UBUS	140.33	15.98
tblVehicleEF	UBUS	3.85	0.35
tblVehicleEF	UBUS	0.51	0.08
tblVehicleEF	UBUS	0.01	0.03
tblVehicleEF	UBUS	0.04	2.7180e-003
tblVehicleEF	UBUS	1.4670e-003	2.1400e-004
tblVehicleEF	UBUS	0.22	0.03
tblVehicleEF	UBUS	3.0000e-003	6.3130e-003
tblVehicleEF	UBUS	0.04	2.5830e-003
tblVehicleEF	UBUS	1.3480e-003	1.9700e-004
tblVehicleEF	UBUS	0.01	3.0930e-003
tblVehicleEF	UBUS	0.12	0.01
tblVehicleEF	UBUS	8.4130e-003	1.5870e-003
tblVehicleEF	UBUS	0.43	0.06
tblVehicleEF	UBUS	0.02	0.03
tblVehicleEF	UBUS	0.95	0.06
tblVehicleEF	UBUS	9.4620e-003	3.7390e-003
tblVehicleEF	UBUS	1.5980e-003	1.5800e-004
tblVehicleEF	UBUS	0.01	3.0930e-003
tblVehicleEF	UBUS	0.12	0.01
tblVehicleEF	UBUS	8.4130e-003	1.5870e-003
tblVehicleEF	UBUS	2.01	4.30
tblVehicleEF	UBUS	0.02	0.03
tblVehicleEF	UBUS	1.04	0.06
tblVehicleEF	UBUS	1.54	4.21
tblVehicleEF	UBUS	0.08	0.02

Merrill Commerce Center (Phase B Operations - Trucks) - San Bernardino-South Coast County, Summer

tblVehicleEF	UBUS	7.72	32.80
tblVehicleEF	UBUS	12.41	1.38
tblVehicleEF	UBUS	1,799.11	1,717.67
tblVehicleEF	UBUS	140.33	16.35
tblVehicleEF	UBUS	4.07	0.36
tblVehicleEF	UBUS	0.51	0.08
tblVehicleEF	UBUS	0.01	0.03
tblVehicleEF	UBUS	0.04	2.7180e-003
tblVehicleEF	UBUS	1.4670e-003	2.1400e-004
tblVehicleEF	UBUS	0.22	0.03
tblVehicleEF	UBUS	3.0000e-003	6.3130e-003
tblVehicleEF	UBUS	0.04	2.5830e-003
tblVehicleEF	UBUS	1.3480e-003	1.9700e-004
tblVehicleEF	UBUS	8.0140e-003	1.7000e-003
tblVehicleEF	UBUS	0.12	0.01
tblVehicleEF	UBUS	3.7130e-003	6.8300e-004
tblVehicleEF	UBUS	0.42	0.06
tblVehicleEF	UBUS	0.03	0.04
tblVehicleEF	UBUS	1.05	0.07
tblVehicleEF	UBUS	9.4600e-003	3.7390e-003
tblVehicleEF	UBUS	1.6300e-003	1.6200e-004
tblVehicleEF	UBUS	8.0140e-003	1.7000e-003
tblVehicleEF	UBUS	0.12	0.01
tblVehicleEF	UBUS	3.7130e-003	6.8300e-004
tblVehicleEF	UBUS	2.00	4.30
tblVehicleEF	UBUS	0.03	0.04
tblVehicleEF	UBUS	1.15	0.07

Merrill Commerce Center (Phase B Operations - Trucks) - San Bernardino-South Coast County, Summer

tblVehicleTrips	CNW_TTP	41.00	0.00
tblVehicleTrips	CNW_TTP	41.00	0.00
tblVehicleTrips	CW_TL	16.60	40.00
tblVehicleTrips	CW_TL	16.60	40.00
tblVehicleTrips	CW_TTP	59.00	100.00
tblVehicleTrips	CW_TTP	59.00	100.00
tblVehicleTrips	DV_TP	5.00	0.00
tblVehicleTrips	DV_TP	5.00	0.00
tblVehicleTrips	PB_TP	3.00	0.00
tblVehicleTrips	PB_TP	3.00	0.00
tblVehicleTrips	PR_TP	92.00	100.00
tblVehicleTrips	PR_TP	92.00	100.00
tblVehicleTrips	ST_TR	1.68	0.69
tblVehicleTrips	ST_TR	1.68	0.38
tblVehicleTrips	SU_TR	1.68	0.69
tblVehicleTrips	SU_TR	1.68	0.38
tblVehicleTrips	WD_TR	1.68	0.69
tblVehicleTrips	WD_TR	1.68	0.38

2.0 Emissions Summary

Merrill Commerce Center (Phase B Operations - Trucks) - San Bernardino-South Coast County, Summer

2.1 Overall Construction (Maximum Daily Emission)

Unmitigated Construction

[illegible]

Mitigated Construction

[illegible][illegible]

Merrill Commerce Center (Phase B Operations - Trucks) - San Bernardino-South Coast County, Summer

2.2 Overall Operational**Unmitigated Operational**

	ROG	NOx	CO	SO2	Fugitive PM10	Exhaust PM10	PM10 Total	Fugitive PM2.5	Exhaust PM2.5	PM2.5 Total	Bio- CO2	NBio- CO2	Total CO2	CH4	N2O	CO2e
Category	lb/day										lb/day					
Area	108.3445	4.4800e-003	0.4940	4.0000e-005		1.7600e-003	1.7600e-003		1.7600e-003	1.7600e-003		1.0615	1.0615	2.7600e-003		1.1306
Energy	0.7895	7.1775	6.0291	0.0431		0.5455	0.5455		0.5455	0.5455		8,612.9605	8,612.9605	0.1651	0.1579	8,664.1430
Mobile	6.9888	399.5476	90.8174	1.8587	69.1983	3.6996	72.8979	19.2482	3.5389	22.7871		201,050.6850	201,050.6850	7.2863		201,232.8422
Offroad	1.7093	13.6960	12.7083	0.0540		0.5248	0.5248		0.4828	0.4828		5,220.6507	5,220.6507	1.6885		5,262.8623
Total	117.8321	420.4256	110.0487	1.9557	69.1983	4.7716	73.9699	19.2482	4.5690	23.8171		214,885.3577	214,885.3577	9.1426	0.1579	215,160.9781

Merrill Commerce Center (Phase B Operations - Trucks) - San Bernardino-South Coast County, Summer

2.2 Overall Operational**Mitigated Operational**

	ROG	NOx	CO	SO2	Fugitive PM10	Exhaust PM10	PM10 Total	Fugitive PM2.5	Exhaust PM2.5	PM2.5 Total	Bio- CO2	NBio- CO2	Total CO2	CH4	N2O	CO2e
Category	lb/day										lb/day					
Area	108.3445	4.4800e-003	0.4940	4.0000e-005		1.7600e-003	1.7600e-003		1.7600e-003	1.7600e-003		1.0615	1.0615	2.7600e-003		1.1306
Energy	0.7895	7.1775	6.0291	0.0431		0.5455	0.5455		0.5455	0.5455		8,612.9605	8,612.9605	0.1651	0.1579	8,664.1430
Mobile	6.9888	399.5476	90.8174	1.8587	69.1983	3.6996	72.8979	19.2482	3.5389	22.7871		201,050.6850	201,050.6850	7.2863		201,232.8422
Offroad	1.7093	13.6960	12.7083	0.0540		0.5248	0.5248		0.4828	0.4828		5,220.6507	5,220.6507	1.6885		5,262.8623
Total	117.8321	420.4256	110.0487	1.9557	69.1983	4.7716	73.9699	19.2482	4.5690	23.8171		214,885.3577	214,885.3577	9.1426	0.1579	215,160.9781

	ROG	NOx	CO	SO2	Fugitive PM10	Exhaust PM10	PM10 Total	Fugitive PM2.5	Exhaust PM2.5	PM2.5 Total	Bio- CO2	NBio-CO2	Total CO2	CH4	N2O	CO2e
Percent Reduction	0.00	0.00	0.00	0.00	0.00	0.00	0.00	0.00	0.00	0.00	0.00	0.00	0.00	0.00	0.00	0.00

3.0 Construction Detail**Construction Phase**

Phase Number	Phase Name	Phase Type	Start Date	End Date	Num Days Week	Num Days	Phase Description
1	Demolition	Demolition	12/24/2022	12/23/2022	5	0	

Acres of Grading (Site Preparation Phase): 0

Acres of Grading (Grading Phase): 0

Merrill Commerce Center (Phase B Operations - Trucks) - San Bernardino-South Coast County, Summer

Acres of Paving: 16.47**Residential Indoor: 0; Residential Outdoor: 0; Non-Residential Indoor: 0; Non-Residential Outdoor: 0; Striped Parking Area: 0 (Architectural Coating – sqft)****OffRoad Equipment**

Phase Name	Offroad Equipment Type	Amount	Usage Hours	Horse Power	Load Factor
Demolition	Concrete/Industrial Saws	0	8.00	81	0.73
Demolition	Excavators	0	8.00	158	0.38
Demolition	Rubber Tired Dozers	0	8.00	247	0.40

Trips and VMT

Phase Name	Offroad Equipment Count	Worker Trip Number	Vendor Trip Number	Hauling Trip Number	Worker Trip Length	Vendor Trip Length	Hauling Trip Length	Worker Vehicle Class	Vendor Vehicle Class	Hauling Vehicle Class
Demolition	0	0.00	0.00	0.00	14.70	6.90	20.00	LD_Mix	HDT_Mix	HHDT

3.1 Mitigation Measures Construction

Merrill Commerce Center (Phase B Operations - Trucks) - San Bernardino-South Coast County, Summer

3.2 Demolition - 2022

Unmitigated Construction On-Site

[illegible]

Unmitigated Construction Off-Site

[illegible]

Merrill Commerce Center (Phase B Operations - Trucks) - San Bernardino-South Coast County, Summer

3.2 Demolition - 2022**Mitigated Construction On-Site**

	ROG	NOx	CO	SO2	Fugitive PM10	Exhaust PM10	PM10 Total	Fugitive PM2.5	Exhaust PM2.5	PM2.5 Total	Bio- CO2	NBio- CO2	Total CO2	CH4	N2O	CO2e
Category	lb/day										lb/day					
Off-Road	0.0000	0.0000	0.0000	0.0000	0.0000	0.0000	0.0000	0.0000	0.0000	0.0000	0.0000	0.0000	0.0000	0.0000	0.0000	0.0000
Total	0.0000	0.0000	0.0000	0.0000	0.0000	0.0000	0.0000	0.0000	0.0000	0.0000	0.0000	0.0000	0.0000	0.0000	0.0000	0.0000

Mitigated Construction Off-Site

	ROG	NOx	CO	SO2	Fugitive PM10	Exhaust PM10	PM10 Total	Fugitive PM2.5	Exhaust PM2.5	PM2.5 Total	Bio- CO2	NBio- CO2	Total CO2	CH4	N2O	CO2e
Category	lb/day										lb/day					
Hauling	0.0000	0.0000	0.0000	0.0000	0.0000	0.0000	0.0000	0.0000	0.0000	0.0000	0.0000	0.0000	0.0000	0.0000	0.0000	0.0000
Vendor	0.0000	0.0000	0.0000	0.0000	0.0000	0.0000	0.0000	0.0000	0.0000	0.0000	0.0000	0.0000	0.0000	0.0000	0.0000	0.0000
Worker	0.0000	0.0000	0.0000	0.0000	0.0000	0.0000	0.0000	0.0000	0.0000	0.0000	0.0000	0.0000	0.0000	0.0000	0.0000	0.0000
Total	0.0000	0.0000	0.0000	0.0000	0.0000	0.0000	0.0000	0.0000	0.0000	0.0000	0.0000	0.0000	0.0000	0.0000	0.0000	0.0000

4.0 Operational Detail - Mobile

Merrill Commerce Center (Phase B Operations - Trucks) - San Bernardino-South Coast County, Summer

4.1 Mitigation Measures Mobile

	ROG	NOx	CO	SO2	Fugitive PM10	Exhaust PM10	PM10 Total	Fugitive PM2.5	Exhaust PM2.5	PM2.5 Total	Bio- CO2	NBio- CO2	Total CO2	CH4	N2O	CO2e
Category	lb/day										lb/day					
Mitigated	6.9888	399.5476	90.8174	1.8587	69.1983	3.6996	72.8979	19.2482	3.5389	22.7871		201,050.6850	201,050.6850	7.2863		201,232.8422
Unmitigated	6.9888	399.5476	90.8174	1.8587	69.1983	3.6996	72.8979	19.2482	3.5389	22.7871		201,050.6850	201,050.6850	7.2863		201,232.8422

4.2 Trip Summary Information

Land Use	Average Daily Trip Rate			Unmitigated	Mitigated
	Weekday	Saturday	Sunday	Annual VMT	Annual VMT
Other Asphalt Surfaces	0.00	0.00	0.00		
Refrigerated Warehouse-No Rail	276.97	276.97	276.97	4,032,625	4,032,625
Unrefrigerated Warehouse-No Rail	1,684.39	1,684.39	1,684.39	24,524,689	24,524,689
Total	1,961.35	1,961.35	1,961.35	28,557,314	28,557,314

4.3 Trip Type Information

Land Use	Miles			Trip %			Trip Purpose %		
	H-W or C-W	H-S or C-C	H-O or C-NW	H-W or C-W	H-S or C-C	H-O or C-NW	Primary	Diverted	Pass-by
Other Asphalt Surfaces	16.60	8.40	6.90	0.00	0.00	0.00	0	0	0
Refrigerated Warehouse-No	40.00	8.40	6.90	100.00	0.00	0.00	100	0	0
Unrefrigerated Warehouse-No	40.00	8.40	6.90	100.00	0.00	0.00	100	0	0

Merrill Commerce Center (Phase B Operations - Trucks) - San Bernardino-South Coast County, Summer

4.4 Fleet Mix

Land Use	LDA	LDT1	LDT2	MDV	LHD1	LHD2	MHD	HHD	OBUS	UBUS	MCY	SBUS	MH
Other Asphalt Surfaces	0.561207	0.034889	0.182561	0.109119	0.013494	0.004661	0.018668	0.065354	0.001366	0.001451	0.005650	0.000795	0.000784
Refrigerated Warehouse-No Rail	0.000000	0.000000	0.000000	0.000000	0.347800	0.000000	0.108700	0.543500	0.000000	0.000000	0.000000	0.000000	0.000000
Unrefrigerated Warehouse-No Rail	0.000000	0.000000	0.000000	0.000000	0.106900	0.000000	0.106900	0.786200	0.000000	0.000000	0.000000	0.000000	0.000000

5.0 Energy Detail

Historical Energy Use: N

5.1 Mitigation Measures Energy

	ROG	NOx	CO	SO2	Fugitive PM10	Exhaust PM10	PM10 Total	Fugitive PM2.5	Exhaust PM2.5	PM2.5 Total	Bio- CO2	NBio- CO2	Total CO2	CH4	N2O	CO2e
Category	lb/day										lb/day					
NaturalGas Mitigated	0.7895	7.1775	6.0291	0.0431		0.5455	0.5455		0.5455	0.5455		8,612.9605	8,612.9605	0.1651	0.1579	8,664.1430
NaturalGas Unmitigated	0.7895	7.1775	6.0291	0.0431		0.5455	0.5455		0.5455	0.5455		8,612.9605	8,612.9605	0.1651	0.1579	8,664.1430

Merrill Commerce Center (Phase B Operations - Trucks) - San Bernardino-South Coast County, Summer

5.2 Energy by Land Use - NaturalGas**Unmitigated**

	NaturalGas Use	ROG	NOx	CO	SO2	Fugitive PM10	Exhaust PM10	PM10 Total	Fugitive PM2.5	Exhaust PM2.5	PM2.5 Total	Bio- CO2	NBio- CO2	Total CO2	CH4	N2O	CO2e
Land Use	kBTU/yr	lb/day										lb/day					
Other Asphalt Surfaces	0	0.0000	0.0000	0.0000	0.0000		0.0000	0.0000		0.0000	0.0000		0.0000	0.0000	0.0000	0.0000	0.0000
Refrigerated Warehouse-No Rail	55844.1	0.6022	5.4749	4.5989	0.0329		0.4161	0.4161		0.4161	0.4161		6,569.8927	6,569.8927	0.1259	0.1205	6,608.9343
Unrefrigerated Warehouse-No Rail	17366.1	0.1873	1.7026	1.4302	0.0102		0.1294	0.1294		0.1294	0.1294		2,043.0679	2,043.0679	0.0392	0.0375	2,055.2088
Total		0.7895	7.1775	6.0291	0.0431		0.5455	0.5455		0.5455	0.5455		8,612.9605	8,612.9605	0.1651	0.1579	8,664.1430

Mitigated

	NaturalGas Use	ROG	NOx	CO	SO2	Fugitive PM10	Exhaust PM10	PM10 Total	Fugitive PM2.5	Exhaust PM2.5	PM2.5 Total	Bio- CO2	NBio- CO2	Total CO2	CH4	N2O	CO2e
Land Use	kBTU/yr	lb/day										lb/day					
Other Asphalt Surfaces	0	0.0000	0.0000	0.0000	0.0000		0.0000	0.0000		0.0000	0.0000		0.0000	0.0000	0.0000	0.0000	0.0000
Refrigerated Warehouse-No Rail	55.8441	0.6022	5.4749	4.5989	0.0329		0.4161	0.4161		0.4161	0.4161		6,569.8927	6,569.8927	0.1259	0.1205	6,608.9343
Unrefrigerated Warehouse-No Rail	17.3661	0.1873	1.7026	1.4302	0.0102		0.1294	0.1294		0.1294	0.1294		2,043.0679	2,043.0679	0.0392	0.0375	2,055.2088
Total		0.7895	7.1775	6.0291	0.0431		0.5455	0.5455		0.5455	0.5455		8,612.9605	8,612.9605	0.1651	0.1579	8,664.1430

Merrill Commerce Center (Phase B Operations - Trucks) - San Bernardino-South Coast County, Summer

6.0 Area Detail**6.1 Mitigation Measures Area**

	ROG	NOx	CO	SO2	Fugitive PM10	Exhaust PM10	PM10 Total	Fugitive PM2.5	Exhaust PM2.5	PM2.5 Total	Bio- CO2	NBio- CO2	Total CO2	CH4	N2O	CO2e
Category	lb/day										lb/day					
Mitigated	108.3445	4.4800e-003	0.4940	4.0000e-005		1.7600e-003	1.7600e-003		1.7600e-003	1.7600e-003		1.0615	1.0615	2.7600e-003		1.1306
Unmitigated	108.3445	4.4800e-003	0.4940	4.0000e-005		1.7600e-003	1.7600e-003		1.7600e-003	1.7600e-003		1.0615	1.0615	2.7600e-003		1.1306

Merrill Commerce Center (Phase B Operations - Trucks) - San Bernardino-South Coast County, Summer

6.2 Area by SubCategory**Unmitigated**

	ROG	NOx	CO	SO2	Fugitive PM10	Exhaust PM10	PM10 Total	Fugitive PM2.5	Exhaust PM2.5	PM2.5 Total	Bio- CO2	NBio- CO2	Total CO2	CH4	N2O	CO2e
SubCategory	lb/day										lb/day					
Architectural Coating	12.3317					0.0000	0.0000		0.0000	0.0000			0.0000			0.0000
Consumer Products	95.9673					0.0000	0.0000		0.0000	0.0000			0.0000			0.0000
Landscaping	0.0455	4.4800e-003	0.4940	4.0000e-005		1.7600e-003	1.7600e-003		1.7600e-003	1.7600e-003		1.0615	1.0615	2.7600e-003		1.1306
Total	108.3445	4.4800e-003	0.4940	4.0000e-005		1.7600e-003	1.7600e-003		1.7600e-003	1.7600e-003		1.0615	1.0615	2.7600e-003		1.1306

Mitigated

	ROG	NOx	CO	SO2	Fugitive PM10	Exhaust PM10	PM10 Total	Fugitive PM2.5	Exhaust PM2.5	PM2.5 Total	Bio- CO2	NBio- CO2	Total CO2	CH4	N2O	CO2e
SubCategory	lb/day										lb/day					
Architectural Coating	12.3317					0.0000	0.0000		0.0000	0.0000			0.0000			0.0000
Consumer Products	95.9673					0.0000	0.0000		0.0000	0.0000			0.0000			0.0000
Landscaping	0.0455	4.4800e-003	0.4940	4.0000e-005		1.7600e-003	1.7600e-003		1.7600e-003	1.7600e-003		1.0615	1.0615	2.7600e-003		1.1306
Total	108.3445	4.4800e-003	0.4940	4.0000e-005		1.7600e-003	1.7600e-003		1.7600e-003	1.7600e-003		1.0615	1.0615	2.7600e-003		1.1306

7.0 Water Detail

Merrill Commerce Center (Phase B Operations - Trucks) - San Bernardino-South Coast County, Summer

7.1 Mitigation Measures Water**8.0 Waste Detail****8.1 Mitigation Measures Waste****9.0 Operational Offroad**

Equipment Type	Number	Hours/Day	Days/Year	Horse Power	Load Factor	Fuel Type
Tractors/Loaders/Backhoes	17	4.00	365	200	0.37	CNG

UnMitigated/Mitigated

	ROG	NOx	CO	SO2	Fugitive PM10	Exhaust PM10	PM10 Total	Fugitive PM2.5	Exhaust PM2.5	PM2.5 Total	Bio- CO2	NBio- CO2	Total CO2	CH4	N2O	CO2e
Equipment Type	lb/day										lb/day					
Tractors/Loaders/Backhoes	1.7093	13.6960	12.7083	0.0540		0.5248	0.5248		0.4828	0.4828		5,220.6507	5,220.6507	1.6885		5,262.8623
Total	1.7093	13.6960	12.7083	0.0540		0.5248	0.5248		0.4828	0.4828		5,220.6507	5,220.6507	1.6885		5,262.8623

10.0 Stationary Equipment**Fire Pumps and Emergency Generators**

Equipment Type	Number	Hours/Day	Hours/Year	Horse Power	Load Factor	Fuel Type
----------------	--------	-----------	------------	-------------	-------------	-----------

Merrill Commerce Center (Phase B Operations - Trucks) - San Bernardino-South Coast County, Summer

Boilers

Equipment Type	Number	Heat Input/Day	Heat Input/Year	Boiler Rating	Fuel Type
----------------	--------	----------------	-----------------	---------------	-----------

User Defined Equipment

Equipment Type	Number
----------------	--------

11.0 Vegetation

Merrill Commerce Center (Phase B Operations - Trucks) - San Bernardino-South Coast County, Winter

Merrill Commerce Center (Phase B Operations - Trucks)
San Bernardino-South Coast County, Winter

1.0 Project Characteristics

1.1 Land Usage

Land Uses	Size	Metric	Lot Acreage	Floor Surface Area	Population
Refrigerated Warehouse-No Rail	401.40	1000sqft	9.21	401,400.00	0
Unrefrigerated Warehouse-No Rail	4,432.60	1000sqft	192.59	4,432,600.00	0
Other Asphalt Surfaces	16.47	Acre	16.47	717,433.20	0

1.2 Other Project Characteristics

Urbanization	Urban	Wind Speed (m/s)	2.2	Precipitation Freq (Days)	32
Climate Zone	10			Operational Year	2025
Utility Company	Southern California Edison				
CO2 Intensity (lb/MWhr)	702.44	CH4 Intensity (lb/MWhr)	0.029	N2O Intensity (lb/MWhr)	0.006

1.3 User Entered Comments & Non-Default Data

Merrill Commerce Center (Phase B Operations - Trucks) - San Bernardino-South Coast County, Winter

Project Characteristics -

Land Use - PA1=58.9 acres; PA2 = 62.1 acres; PA3=30.7 acres; PA6=50.1 acres; ROWD = 16.47 acres (total ROWD is 28.4 acres, the ROWD was split proportionally b/wn each Phase)

Construction Phase - Operations Run Only.

Off-road Equipment - Operations Run Only.

Trips and VMT - Operations Run Only.

Vehicle Trips - Trip Rates based on information provided in the TIA (Urban Crossroads, 2019). Trip Length based on information provided in VMT Memo (Urban Crossroads, 2019)

Vehicle Emission Factors - EMFAC2017

Vehicle Emission Factors - EMFAC2017

Vehicle Emission Factors - EMFAC2017

Energy Use - The project will design building shells and building components to meet 2019 Title 24 Standards which expects 30% less energy for nonresidential uses.

Operational Off-Road Equipment - Based on SCAQMD High Cube Warehouse Truck Trip Study White Paper Summary of Business Survey Results (2014)

Fleet Mix - Truck Fleet Mix consist of LHDT1, MHDT, and HHDT

Table Name	Column Name	Default Value	New Value
tblConstructionPhase	NumDays	300.00	0.00
tblEnergyUse	LightingElect	2.37	1.66
tblEnergyUse	LightingElect	1.17	0.82
tblEnergyUse	T24E	1.06	0.74
tblEnergyUse	T24E	0.37	0.26
tblEnergyUse	T24NG	3.25	2.27
tblEnergyUse	T24NG	2.00	1.40
tblFleetMix	HHDT	0.07	0.54
tblFleetMix	HHDT	0.07	0.79
tblFleetMix	LDA	0.56	0.00
tblFleetMix	LDA	0.56	0.00
tblFleetMix	LDT1	0.03	0.00

Merrill Commerce Center (Phase B Operations - Trucks) - San Bernardino-South Coast County, Winter

tblFleetMix	LDT1	0.03	0.00
tblFleetMix	LDT2	0.18	0.00
tblFleetMix	LDT2	0.18	0.00
tblFleetMix	LHD1	0.01	0.35
tblFleetMix	LHD1	0.01	0.11
tblFleetMix	LHD2	4.6610e-003	0.00
tblFleetMix	LHD2	4.6610e-003	0.00
tblFleetMix	MCY	5.6500e-003	0.00
tblFleetMix	MCY	5.6500e-003	0.00
tblFleetMix	MDV	0.11	0.00
tblFleetMix	MDV	0.11	0.00
tblFleetMix	MH	7.8400e-004	0.00
tblFleetMix	MH	7.8400e-004	0.00
tblFleetMix	MHD	0.02	0.11
tblFleetMix	MHD	0.02	0.11
tblFleetMix	OBUS	1.3660e-003	0.00
tblFleetMix	OBUS	1.3660e-003	0.00
tblFleetMix	SBUS	7.9500e-004	0.00
tblFleetMix	SBUS	7.9500e-004	0.00
tblFleetMix	UBUS	1.4510e-003	0.00
tblFleetMix	UBUS	1.4510e-003	0.00
tblLandUse	LotAcreage	101.76	192.59
tblOffRoadEquipment	OffRoadEquipmentUnitAmount	1.00	0.00
tblOffRoadEquipment	OffRoadEquipmentUnitAmount	3.00	0.00
tblOffRoadEquipment	OffRoadEquipmentUnitAmount	2.00	0.00
tblOperationalOffRoadEquipment	OperDaysPerYear	260.00	365.00
tblOperationalOffRoadEquipment	OperFuelType	Diesel	CNG

Merrill Commerce Center (Phase B Operations - Trucks) - San Bernardino-South Coast County, Winter

tblOperationalOffRoadEquipment	OperHorsePower	97.00	200.00
tblOperationalOffRoadEquipment	OperHoursPerDay	8.00	4.00
tblOperationalOffRoadEquipment	OperOffRoadEquipmentNumber	0.00	17.00
tblVehicleEF	HHD	0.92	0.03
tblVehicleEF	HHD	0.04	0.05
tblVehicleEF	HHD	0.07	0.00
tblVehicleEF	HHD	2.19	8.64
tblVehicleEF	HHD	0.53	0.33
tblVehicleEF	HHD	1.62	2.1350e-003
tblVehicleEF	HHD	6,474.46	1,377.00
tblVehicleEF	HHD	1,422.33	1,260.88
tblVehicleEF	HHD	5.17	0.02
tblVehicleEF	HHD	18.43	7.06
tblVehicleEF	HHD	1.24	2.14
tblVehicleEF	HHD	4.8440e-003	2.9130e-003
tblVehicleEF	HHD	0.06	0.06
tblVehicleEF	HHD	0.04	0.04
tblVehicleEF	HHD	5.2540e-003	0.03
tblVehicleEF	HHD	4.6000e-005	0.00
tblVehicleEF	HHD	4.6350e-003	2.7870e-003
tblVehicleEF	HHD	0.03	0.03
tblVehicleEF	HHD	8.8780e-003	8.9140e-003
tblVehicleEF	HHD	5.0260e-003	0.02
tblVehicleEF	HHD	4.2000e-005	0.00
tblVehicleEF	HHD	6.8000e-005	2.0000e-006
tblVehicleEF	HHD	2.5340e-003	5.6000e-005
tblVehicleEF	HHD	0.58	0.58

Merrill Commerce Center (Phase B Operations - Trucks) - San Bernardino-South Coast County, Winter

tblVehicleEF	HHD	4.2000e-005	1.0000e-006
tblVehicleEF	HHD	0.06	0.02
tblVehicleEF	HHD	1.6400e-004	2.7900e-004
tblVehicleEF	HHD	0.04	1.0000e-006
tblVehicleEF	HHD	0.06	0.01
tblVehicleEF	HHD	0.01	0.01
tblVehicleEF	HHD	7.8000e-005	0.00
tblVehicleEF	HHD	6.8000e-005	2.0000e-006
tblVehicleEF	HHD	2.5340e-003	5.6000e-005
tblVehicleEF	HHD	0.67	0.67
tblVehicleEF	HHD	4.2000e-005	1.0000e-006
tblVehicleEF	HHD	0.10	0.08
tblVehicleEF	HHD	1.6400e-004	2.7900e-004
tblVehicleEF	HHD	0.04	1.0000e-006
tblVehicleEF	HHD	0.87	0.03
tblVehicleEF	HHD	0.04	0.05
tblVehicleEF	HHD	0.07	0.00
tblVehicleEF	HHD	1.59	8.52
tblVehicleEF	HHD	0.53	0.33
tblVehicleEF	HHD	1.51	2.0010e-003
tblVehicleEF	HHD	6,859.11	1,359.81
tblVehicleEF	HHD	1,422.33	1,260.88
tblVehicleEF	HHD	5.17	0.02
tblVehicleEF	HHD	19.03	6.72
tblVehicleEF	HHD	1.17	2.02
tblVehicleEF	HHD	4.0840e-003	2.5690e-003
tblVehicleEF	HHD	0.06	0.06

Merrill Commerce Center (Phase B Operations - Trucks) - San Bernardino-South Coast County, Winter

tblVehicleEF	HHD	0.04	0.04
tblVehicleEF	HHD	5.2540e-003	0.03
tblVehicleEF	HHD	4.6000e-005	0.00
tblVehicleEF	HHD	3.9070e-003	2.4580e-003
tblVehicleEF	HHD	0.03	0.03
tblVehicleEF	HHD	8.8780e-003	8.9140e-003
tblVehicleEF	HHD	5.0260e-003	0.02
tblVehicleEF	HHD	4.2000e-005	0.00
tblVehicleEF	HHD	1.3100e-004	4.0000e-006
tblVehicleEF	HHD	2.8230e-003	6.5000e-005
tblVehicleEF	HHD	0.55	0.62
tblVehicleEF	HHD	9.1000e-005	3.0000e-006
tblVehicleEF	HHD	0.06	0.02
tblVehicleEF	HHD	1.6500e-004	2.8700e-004
tblVehicleEF	HHD	0.04	1.0000e-006
tblVehicleEF	HHD	0.06	0.01
tblVehicleEF	HHD	0.01	0.01
tblVehicleEF	HHD	7.7000e-005	0.00
tblVehicleEF	HHD	1.3100e-004	4.0000e-006
tblVehicleEF	HHD	2.8230e-003	6.5000e-005
tblVehicleEF	HHD	0.63	0.71
tblVehicleEF	HHD	9.1000e-005	3.0000e-006
tblVehicleEF	HHD	0.10	0.08
tblVehicleEF	HHD	1.6500e-004	2.8700e-004
tblVehicleEF	HHD	0.04	1.0000e-006
tblVehicleEF	HHD	1.00	0.02
tblVehicleEF	HHD	0.04	9.2200e-004

Merrill Commerce Center (Phase B Operations - Trucks) - San Bernardino-South Coast County, Winter

tblVehicleEF	HHD	0.07	0.00
tblVehicleEF	HHD	3.02	8.73
tblVehicleEF	HHD	0.53	0.18
tblVehicleEF	HHD	1.59	2.1050e-003
tblVehicleEF	HHD	5,943.27	1,387.51
tblVehicleEF	HHD	1,422.33	1,223.41
tblVehicleEF	HHD	5.17	0.02
tblVehicleEF	HHD	17.62	7.45
tblVehicleEF	HHD	1.22	2.08
tblVehicleEF	HHD	5.8940e-003	3.2570e-003
tblVehicleEF	HHD	0.06	0.06
tblVehicleEF	HHD	0.04	0.04
tblVehicleEF	HHD	5.2540e-003	0.03
tblVehicleEF	HHD	4.6000e-005	0.00
tblVehicleEF	HHD	5.6390e-003	3.1170e-003
tblVehicleEF	HHD	0.03	0.03
tblVehicleEF	HHD	8.8780e-003	8.8150e-003
tblVehicleEF	HHD	5.0260e-003	0.02
tblVehicleEF	HHD	4.2000e-005	0.00
tblVehicleEF	HHD	6.5000e-005	2.0000e-006
tblVehicleEF	HHD	2.7100e-003	6.5000e-005
tblVehicleEF	HHD	0.63	0.53
tblVehicleEF	HHD	4.1000e-005	1.0000e-006
tblVehicleEF	HHD	0.06	0.02
tblVehicleEF	HHD	1.7700e-004	2.9300e-004
tblVehicleEF	HHD	0.04	1.0000e-006
tblVehicleEF	HHD	0.06	0.01

Merrill Commerce Center (Phase B Operations - Trucks) - San Bernardino-South Coast County, Winter

tblVehicleEF	HHD	0.01	0.01
tblVehicleEF	HHD	7.8000e-005	0.00
tblVehicleEF	HHD	6.5000e-005	2.0000e-006
tblVehicleEF	HHD	2.7100e-003	6.5000e-005
tblVehicleEF	HHD	0.72	0.61
tblVehicleEF	HHD	4.1000e-005	1.0000e-006
tblVehicleEF	HHD	0.10	0.02
tblVehicleEF	HHD	1.7700e-004	2.9300e-004
tblVehicleEF	HHD	0.04	1.0000e-006
tblVehicleEF	LDA	3.1880e-003	1.7080e-003
tblVehicleEF	LDA	3.8220e-003	0.04
tblVehicleEF	LDA	0.47	0.53
tblVehicleEF	LDA	0.91	1.93
tblVehicleEF	LDA	222.19	238.15
tblVehicleEF	LDA	50.72	48.93
tblVehicleEF	LDA	0.04	0.03
tblVehicleEF	LDA	1.6130e-003	1.2760e-003
tblVehicleEF	LDA	2.2290e-003	1.6410e-003
tblVehicleEF	LDA	1.4850e-003	1.1750e-003
tblVehicleEF	LDA	2.0500e-003	1.5090e-003
tblVehicleEF	LDA	0.04	0.05
tblVehicleEF	LDA	0.08	0.09
tblVehicleEF	LDA	0.03	0.04
tblVehicleEF	LDA	7.9920e-003	6.1620e-003
tblVehicleEF	LDA	0.03	0.19
tblVehicleEF	LDA	0.05	0.17
tblVehicleEF	LDA	2.2240e-003	2.3560e-003

Merrill Commerce Center (Phase B Operations - Trucks) - San Bernardino-South Coast County, Winter

tblVehicleEF	LDA	5.2200e-004	4.8400e-004
tblVehicleEF	LDA	0.04	0.05
tblVehicleEF	LDA	0.08	0.09
tblVehicleEF	LDA	0.03	0.04
tblVehicleEF	LDA	0.01	8.9600e-003
tblVehicleEF	LDA	0.03	0.19
tblVehicleEF	LDA	0.06	0.19
tblVehicleEF	LDA	3.6270e-003	1.9600e-003
tblVehicleEF	LDA	3.1890e-003	0.03
tblVehicleEF	LDA	0.58	0.65
tblVehicleEF	LDA	0.75	1.61
tblVehicleEF	LDA	243.03	259.99
tblVehicleEF	LDA	50.72	48.33
tblVehicleEF	LDA	0.04	0.03
tblVehicleEF	LDA	1.6130e-003	1.2760e-003
tblVehicleEF	LDA	2.2290e-003	1.6410e-003
tblVehicleEF	LDA	1.4850e-003	1.1750e-003
tblVehicleEF	LDA	2.0500e-003	1.5090e-003
tblVehicleEF	LDA	0.07	0.10
tblVehicleEF	LDA	0.10	0.10
tblVehicleEF	LDA	0.06	0.08
tblVehicleEF	LDA	9.0770e-003	6.9860e-003
tblVehicleEF	LDA	0.03	0.19
tblVehicleEF	LDA	0.04	0.15
tblVehicleEF	LDA	2.4340e-003	2.5720e-003
tblVehicleEF	LDA	5.1900e-004	4.7800e-004
tblVehicleEF	LDA	0.07	0.10

Merrill Commerce Center (Phase B Operations - Trucks) - San Bernardino-South Coast County, Winter

tblVehicleEF	LDA	0.10	0.10
tblVehicleEF	LDA	0.06	0.08
tblVehicleEF	LDA	0.01	0.01
tblVehicleEF	LDA	0.03	0.19
tblVehicleEF	LDA	0.05	0.16
tblVehicleEF	LDA	3.1050e-003	1.6660e-003
tblVehicleEF	LDA	3.8020e-003	0.04
tblVehicleEF	LDA	0.45	0.50
tblVehicleEF	LDA	0.89	1.90
tblVehicleEF	LDA	217.26	233.04
tblVehicleEF	LDA	50.72	48.87
tblVehicleEF	LDA	0.04	0.03
tblVehicleEF	LDA	1.6130e-003	1.2760e-003
tblVehicleEF	LDA	2.2290e-003	1.6410e-003
tblVehicleEF	LDA	1.4850e-003	1.1750e-003
tblVehicleEF	LDA	2.0500e-003	1.5090e-003
tblVehicleEF	LDA	0.04	0.05
tblVehicleEF	LDA	0.09	0.09
tblVehicleEF	LDA	0.03	0.04
tblVehicleEF	LDA	7.7850e-003	6.0060e-003
tblVehicleEF	LDA	0.04	0.22
tblVehicleEF	LDA	0.05	0.17
tblVehicleEF	LDA	2.1750e-003	2.3050e-003
tblVehicleEF	LDA	5.2200e-004	4.8400e-004
tblVehicleEF	LDA	0.04	0.05
tblVehicleEF	LDA	0.09	0.09
tblVehicleEF	LDA	0.03	0.04

Merrill Commerce Center (Phase B Operations - Trucks) - San Bernardino-South Coast County, Winter

tblVehicleEF	LDA	0.01	8.7330e-003
tblVehicleEF	LDA	0.04	0.22
tblVehicleEF	LDA	0.06	0.19
tblVehicleEF	LDT1	9.7080e-003	4.5970e-003
tblVehicleEF	LDT1	0.01	0.06
tblVehicleEF	LDT1	1.15	1.02
tblVehicleEF	LDT1	2.64	2.15
tblVehicleEF	LDT1	283.82	283.77
tblVehicleEF	LDT1	64.79	59.69
tblVehicleEF	LDT1	0.12	0.08
tblVehicleEF	LDT1	2.3710e-003	1.7400e-003
tblVehicleEF	LDT1	3.2130e-003	2.2850e-003
tblVehicleEF	LDT1	2.1820e-003	1.6000e-003
tblVehicleEF	LDT1	2.9550e-003	2.1010e-003
tblVehicleEF	LDT1	0.15	0.15
tblVehicleEF	LDT1	0.27	0.21
tblVehicleEF	LDT1	0.10	0.11
tblVehicleEF	LDT1	0.02	0.02
tblVehicleEF	LDT1	0.17	0.69
tblVehicleEF	LDT1	0.18	0.31
tblVehicleEF	LDT1	2.8520e-003	2.8080e-003
tblVehicleEF	LDT1	6.9400e-004	5.9100e-004
tblVehicleEF	LDT1	0.15	0.15
tblVehicleEF	LDT1	0.27	0.21
tblVehicleEF	LDT1	0.10	0.11
tblVehicleEF	LDT1	0.04	0.03
tblVehicleEF	LDT1	0.17	0.69

Merrill Commerce Center (Phase B Operations - Trucks) - San Bernardino-South Coast County, Winter

tblVehicleEF	LDT1	0.20	0.34
tblVehicleEF	LDT1	0.01	5.2210e-003
tblVehicleEF	LDT1	0.01	0.05
tblVehicleEF	LDT1	1.38	1.24
tblVehicleEF	LDT1	2.17	1.79
tblVehicleEF	LDT1	309.34	306.50
tblVehicleEF	LDT1	64.79	58.95
tblVehicleEF	LDT1	0.10	0.07
tblVehicleEF	LDT1	2.3710e-003	1.7400e-003
tblVehicleEF	LDT1	3.2130e-003	2.2850e-003
tblVehicleEF	LDT1	2.1820e-003	1.6000e-003
tblVehicleEF	LDT1	2.9550e-003	2.1010e-003
tblVehicleEF	LDT1	0.31	0.30
tblVehicleEF	LDT1	0.33	0.25
tblVehicleEF	LDT1	0.22	0.23
tblVehicleEF	LDT1	0.03	0.02
tblVehicleEF	LDT1	0.17	0.69
tblVehicleEF	LDT1	0.15	0.26
tblVehicleEF	LDT1	3.1100e-003	3.0330e-003
tblVehicleEF	LDT1	6.8600e-004	5.8300e-004
tblVehicleEF	LDT1	0.31	0.30
tblVehicleEF	LDT1	0.33	0.25
tblVehicleEF	LDT1	0.22	0.23
tblVehicleEF	LDT1	0.04	0.03
tblVehicleEF	LDT1	0.17	0.69
tblVehicleEF	LDT1	0.16	0.29
tblVehicleEF	LDT1	9.4580e-003	4.4920e-003

Merrill Commerce Center (Phase B Operations - Trucks) - San Bernardino-South Coast County, Winter

tblVehicleEF	LDT1	0.01	0.06
tblVehicleEF	LDT1	1.09	0.97
tblVehicleEF	LDT1	2.60	2.11
tblVehicleEF	LDT1	277.82	278.38
tblVehicleEF	LDT1	64.79	59.63
tblVehicleEF	LDT1	0.11	0.08
tblVehicleEF	LDT1	2.3710e-003	1.7400e-003
tblVehicleEF	LDT1	3.2130e-003	2.2850e-003
tblVehicleEF	LDT1	2.1820e-003	1.6000e-003
tblVehicleEF	LDT1	2.9550e-003	2.1010e-003
tblVehicleEF	LDT1	0.16	0.15
tblVehicleEF	LDT1	0.31	0.23
tblVehicleEF	LDT1	0.10	0.10
tblVehicleEF	LDT1	0.02	0.02
tblVehicleEF	LDT1	0.20	0.81
tblVehicleEF	LDT1	0.18	0.31
tblVehicleEF	LDT1	2.7910e-003	2.7550e-003
tblVehicleEF	LDT1	6.9300e-004	5.9000e-004
tblVehicleEF	LDT1	0.16	0.15
tblVehicleEF	LDT1	0.31	0.23
tblVehicleEF	LDT1	0.10	0.10
tblVehicleEF	LDT1	0.03	0.03
tblVehicleEF	LDT1	0.20	0.81
tblVehicleEF	LDT1	0.20	0.34
tblVehicleEF	LDT2	4.9170e-003	3.0790e-003
tblVehicleEF	LDT2	5.8030e-003	0.06
tblVehicleEF	LDT2	0.67	0.77

Merrill Commerce Center (Phase B Operations - Trucks) - San Bernardino-South Coast County, Winter

tblVehicleEF	LDT2	1.28	2.49
tblVehicleEF	LDT2	315.69	296.94
tblVehicleEF	LDT2	71.50	62.71
tblVehicleEF	LDT2	0.07	0.06
tblVehicleEF	LDT2	1.7520e-003	1.3590e-003
tblVehicleEF	LDT2	2.4460e-003	1.7340e-003
tblVehicleEF	LDT2	1.6110e-003	1.2500e-003
tblVehicleEF	LDT2	2.2490e-003	1.5950e-003
tblVehicleEF	LDT2	0.06	0.09
tblVehicleEF	LDT2	0.10	0.13
tblVehicleEF	LDT2	0.05	0.08
tblVehicleEF	LDT2	0.01	0.01
tblVehicleEF	LDT2	0.06	0.43
tblVehicleEF	LDT2	0.08	0.27
tblVehicleEF	LDT2	3.1620e-003	2.9380e-003
tblVehicleEF	LDT2	7.3600e-004	6.2100e-004
tblVehicleEF	LDT2	0.06	0.09
tblVehicleEF	LDT2	0.10	0.13
tblVehicleEF	LDT2	0.05	0.08
tblVehicleEF	LDT2	0.02	0.02
tblVehicleEF	LDT2	0.06	0.43
tblVehicleEF	LDT2	0.09	0.29
tblVehicleEF	LDT2	5.5770e-003	3.5190e-003
tblVehicleEF	LDT2	4.8410e-003	0.05
tblVehicleEF	LDT2	0.82	0.94
tblVehicleEF	LDT2	1.06	2.06
tblVehicleEF	LDT2	344.57	318.51

Merrill Commerce Center (Phase B Operations - Trucks) - San Bernardino-South Coast County, Winter

tblVehicleEF	LDT2	71.50	61.89
tblVehicleEF	LDT2	0.06	0.06
tblVehicleEF	LDT2	1.7520e-003	1.3590e-003
tblVehicleEF	LDT2	2.4460e-003	1.7340e-003
tblVehicleEF	LDT2	1.6110e-003	1.2500e-003
tblVehicleEF	LDT2	2.2490e-003	1.5950e-003
tblVehicleEF	LDT2	0.11	0.18
tblVehicleEF	LDT2	0.12	0.15
tblVehicleEF	LDT2	0.10	0.16
tblVehicleEF	LDT2	0.01	0.01
tblVehicleEF	LDT2	0.06	0.43
tblVehicleEF	LDT2	0.07	0.23
tblVehicleEF	LDT2	3.4530e-003	3.1510e-003
tblVehicleEF	LDT2	7.3300e-004	6.1200e-004
tblVehicleEF	LDT2	0.11	0.18
tblVehicleEF	LDT2	0.12	0.15
tblVehicleEF	LDT2	0.10	0.16
tblVehicleEF	LDT2	0.02	0.02
tblVehicleEF	LDT2	0.06	0.43
tblVehicleEF	LDT2	0.07	0.25
tblVehicleEF	LDT2	4.7910e-003	3.0060e-003
tblVehicleEF	LDT2	5.7690e-003	0.06
tblVehicleEF	LDT2	0.64	0.73
tblVehicleEF	LDT2	1.26	2.45
tblVehicleEF	LDT2	308.90	291.83
tblVehicleEF	LDT2	71.50	62.64
tblVehicleEF	LDT2	0.06	0.06

Merrill Commerce Center (Phase B Operations - Trucks) - San Bernardino-South Coast County, Winter

tblVehicleEF	LDT2	1.7520e-003	1.3590e-003
tblVehicleEF	LDT2	2.4460e-003	1.7340e-003
tblVehicleEF	LDT2	1.6110e-003	1.2500e-003
tblVehicleEF	LDT2	2.2490e-003	1.5950e-003
tblVehicleEF	LDT2	0.05	0.09
tblVehicleEF	LDT2	0.11	0.14
tblVehicleEF	LDT2	0.04	0.07
tblVehicleEF	LDT2	0.01	0.01
tblVehicleEF	LDT2	0.07	0.50
tblVehicleEF	LDT2	0.08	0.27
tblVehicleEF	LDT2	3.0940e-003	2.8870e-003
tblVehicleEF	LDT2	7.3600e-004	6.2000e-004
tblVehicleEF	LDT2	0.05	0.09
tblVehicleEF	LDT2	0.11	0.14
tblVehicleEF	LDT2	0.04	0.07
tblVehicleEF	LDT2	0.02	0.02
tblVehicleEF	LDT2	0.07	0.50
tblVehicleEF	LDT2	0.09	0.29
tblVehicleEF	LHD1	4.6720e-003	4.4980e-003
tblVehicleEF	LHD1	8.9900e-003	4.8130e-003
tblVehicleEF	LHD1	0.02	0.01
tblVehicleEF	LHD1	0.14	0.17
tblVehicleEF	LHD1	0.81	0.64
tblVehicleEF	LHD1	2.18	0.94
tblVehicleEF	LHD1	9.21	9.12
tblVehicleEF	LHD1	593.90	622.71
tblVehicleEF	LHD1	28.73	10.21

Merrill Commerce Center (Phase B Operations - Trucks) - San Bernardino-South Coast County, Winter

tblVehicleEF	LHD1	0.08	0.07
tblVehicleEF	LHD1	1.68	1.13
tblVehicleEF	LHD1	9.5400e-004	9.8200e-004
tblVehicleEF	LHD1	0.01	0.01
tblVehicleEF	LHD1	0.01	9.4060e-003
tblVehicleEF	LHD1	8.2700e-004	2.3100e-004
tblVehicleEF	LHD1	9.1300e-004	9.4000e-004
tblVehicleEF	LHD1	2.5700e-003	2.5020e-003
tblVehicleEF	LHD1	0.01	8.9760e-003
tblVehicleEF	LHD1	7.6100e-004	2.1300e-004
tblVehicleEF	LHD1	3.3830e-003	2.6930e-003
tblVehicleEF	LHD1	0.10	0.08
tblVehicleEF	LHD1	0.02	0.02
tblVehicleEF	LHD1	1.7110e-003	1.3450e-003
tblVehicleEF	LHD1	0.07	0.05
tblVehicleEF	LHD1	0.35	0.54
tblVehicleEF	LHD1	0.22	0.06
tblVehicleEF	LHD1	9.2000e-005	8.8000e-005
tblVehicleEF	LHD1	5.8160e-003	6.0590e-003
tblVehicleEF	LHD1	3.2800e-004	1.0100e-004
tblVehicleEF	LHD1	3.3830e-003	2.6930e-003
tblVehicleEF	LHD1	0.10	0.08
tblVehicleEF	LHD1	0.02	0.03
tblVehicleEF	LHD1	1.7110e-003	1.3450e-003
tblVehicleEF	LHD1	0.09	0.07
tblVehicleEF	LHD1	0.35	0.54
tblVehicleEF	LHD1	0.24	0.07

Merrill Commerce Center (Phase B Operations - Trucks) - San Bernardino-South Coast County, Winter

tblVehicleEF	LHD1	4.6720e-003	4.5120e-003
tblVehicleEF	LHD1	9.1960e-003	4.9120e-003
tblVehicleEF	LHD1	0.02	0.01
tblVehicleEF	LHD1	0.14	0.17
tblVehicleEF	LHD1	0.82	0.66
tblVehicleEF	LHD1	2.04	0.88
tblVehicleEF	LHD1	9.21	9.12
tblVehicleEF	LHD1	593.90	622.74
tblVehicleEF	LHD1	28.73	10.10
tblVehicleEF	LHD1	0.08	0.07
tblVehicleEF	LHD1	1.58	1.06
tblVehicleEF	LHD1	9.5400e-004	9.8200e-004
tblVehicleEF	LHD1	0.01	0.01
tblVehicleEF	LHD1	0.01	9.4060e-003
tblVehicleEF	LHD1	8.2700e-004	2.3100e-004
tblVehicleEF	LHD1	9.1300e-004	9.4000e-004
tblVehicleEF	LHD1	2.5700e-003	2.5020e-003
tblVehicleEF	LHD1	0.01	8.9760e-003
tblVehicleEF	LHD1	7.6100e-004	2.1300e-004
tblVehicleEF	LHD1	6.6270e-003	5.2970e-003
tblVehicleEF	LHD1	0.12	0.09
tblVehicleEF	LHD1	0.02	0.02
tblVehicleEF	LHD1	3.7910e-003	3.0170e-003
tblVehicleEF	LHD1	0.07	0.05
tblVehicleEF	LHD1	0.35	0.54
tblVehicleEF	LHD1	0.21	0.06
tblVehicleEF	LHD1	9.2000e-005	8.8000e-005

Merrill Commerce Center (Phase B Operations - Trucks) - San Bernardino-South Coast County, Winter

tblVehicleEF	LHD1	5.8160e-003	6.0590e-003
tblVehicleEF	LHD1	3.2600e-004	1.0000e-004
tblVehicleEF	LHD1	6.6270e-003	5.2970e-003
tblVehicleEF	LHD1	0.12	0.09
tblVehicleEF	LHD1	0.02	0.03
tblVehicleEF	LHD1	3.7910e-003	3.0170e-003
tblVehicleEF	LHD1	0.09	0.07
tblVehicleEF	LHD1	0.35	0.54
tblVehicleEF	LHD1	0.23	0.07
tblVehicleEF	LHD1	4.6720e-003	4.5010e-003
tblVehicleEF	LHD1	9.0130e-003	4.8240e-003
tblVehicleEF	LHD1	0.02	0.01
tblVehicleEF	LHD1	0.14	0.17
tblVehicleEF	LHD1	0.81	0.64
tblVehicleEF	LHD1	2.15	0.92
tblVehicleEF	LHD1	9.21	9.12
tblVehicleEF	LHD1	593.90	622.72
tblVehicleEF	LHD1	28.73	10.18
tblVehicleEF	LHD1	0.08	0.07
tblVehicleEF	LHD1	1.65	1.11
tblVehicleEF	LHD1	9.5400e-004	9.8200e-004
tblVehicleEF	LHD1	0.01	0.01
tblVehicleEF	LHD1	0.01	9.4060e-003
tblVehicleEF	LHD1	8.2700e-004	2.3100e-004
tblVehicleEF	LHD1	9.1300e-004	9.4000e-004
tblVehicleEF	LHD1	2.5700e-003	2.5020e-003
tblVehicleEF	LHD1	0.01	8.9760e-003

Merrill Commerce Center (Phase B Operations - Trucks) - San Bernardino-South Coast County, Winter

tblVehicleEF	LHD1	7.6100e-004	2.1300e-004
tblVehicleEF	LHD1	3.6120e-003	2.9190e-003
tblVehicleEF	LHD1	0.12	0.09
tblVehicleEF	LHD1	0.02	0.02
tblVehicleEF	LHD1	1.6770e-003	1.3230e-003
tblVehicleEF	LHD1	0.07	0.05
tblVehicleEF	LHD1	0.37	0.58
tblVehicleEF	LHD1	0.22	0.06
tblVehicleEF	LHD1	9.2000e-005	8.8000e-005
tblVehicleEF	LHD1	5.8160e-003	6.0590e-003
tblVehicleEF	LHD1	3.2800e-004	1.0100e-004
tblVehicleEF	LHD1	3.6120e-003	2.9190e-003
tblVehicleEF	LHD1	0.12	0.09
tblVehicleEF	LHD1	0.02	0.03
tblVehicleEF	LHD1	1.6770e-003	1.3230e-003
tblVehicleEF	LHD1	0.09	0.07
tblVehicleEF	LHD1	0.37	0.58
tblVehicleEF	LHD1	0.24	0.07
tblVehicleEF	LHD2	3.1420e-003	3.0290e-003
tblVehicleEF	LHD2	3.3700e-003	3.3290e-003
tblVehicleEF	LHD2	5.9590e-003	7.7710e-003
tblVehicleEF	LHD2	0.12	0.13
tblVehicleEF	LHD2	0.36	0.43
tblVehicleEF	LHD2	1.03	0.54
tblVehicleEF	LHD2	14.09	14.24
tblVehicleEF	LHD2	595.69	623.31
tblVehicleEF	LHD2	23.37	7.26

Merrill Commerce Center (Phase B Operations - Trucks) - San Bernardino-South Coast County, Winter

tblVehicleEF	LHD2	0.10	0.10
tblVehicleEF	LHD2	0.94	1.21
tblVehicleEF	LHD2	1.2080e-003	1.4410e-003
tblVehicleEF	LHD2	0.01	0.01
tblVehicleEF	LHD2	0.01	0.01
tblVehicleEF	LHD2	3.6200e-004	1.1200e-004
tblVehicleEF	LHD2	1.1560e-003	1.3780e-003
tblVehicleEF	LHD2	2.6970e-003	2.7030e-003
tblVehicleEF	LHD2	9.9080e-003	0.01
tblVehicleEF	LHD2	3.3300e-004	1.0300e-004
tblVehicleEF	LHD2	1.0780e-003	1.3290e-003
tblVehicleEF	LHD2	0.03	0.04
tblVehicleEF	LHD2	0.01	0.02
tblVehicleEF	LHD2	6.0700e-004	7.2000e-004
tblVehicleEF	LHD2	0.05	0.05
tblVehicleEF	LHD2	0.07	0.24
tblVehicleEF	LHD2	0.08	0.04
tblVehicleEF	LHD2	1.3700e-004	1.3600e-004
tblVehicleEF	LHD2	5.7920e-003	6.0100e-003
tblVehicleEF	LHD2	2.5200e-004	7.2000e-005
tblVehicleEF	LHD2	1.0780e-003	1.3290e-003
tblVehicleEF	LHD2	0.03	0.04
tblVehicleEF	LHD2	0.02	0.02
tblVehicleEF	LHD2	6.0700e-004	7.2000e-004
tblVehicleEF	LHD2	0.05	0.06
tblVehicleEF	LHD2	0.07	0.24
tblVehicleEF	LHD2	0.09	0.04

Merrill Commerce Center (Phase B Operations - Trucks) - San Bernardino-South Coast County, Winter

tblVehicleEF	LHD2	3.1420e-003	3.0380e-003
tblVehicleEF	LHD2	3.4100e-003	3.3590e-003
tblVehicleEF	LHD2	5.7050e-003	7.4220e-003
tblVehicleEF	LHD2	0.12	0.13
tblVehicleEF	LHD2	0.36	0.44
tblVehicleEF	LHD2	0.97	0.51
tblVehicleEF	LHD2	14.09	14.24
tblVehicleEF	LHD2	595.69	623.32
tblVehicleEF	LHD2	23.37	7.20
tblVehicleEF	LHD2	0.10	0.10
tblVehicleEF	LHD2	0.88	1.14
tblVehicleEF	LHD2	1.2080e-003	1.4410e-003
tblVehicleEF	LHD2	0.01	0.01
tblVehicleEF	LHD2	0.01	0.01
tblVehicleEF	LHD2	3.6200e-004	1.1200e-004
tblVehicleEF	LHD2	1.1560e-003	1.3780e-003
tblVehicleEF	LHD2	2.6970e-003	2.7030e-003
tblVehicleEF	LHD2	9.9080e-003	0.01
tblVehicleEF	LHD2	3.3300e-004	1.0300e-004
tblVehicleEF	LHD2	2.0680e-003	2.5650e-003
tblVehicleEF	LHD2	0.04	0.05
tblVehicleEF	LHD2	0.01	0.02
tblVehicleEF	LHD2	1.2890e-003	1.5490e-003
tblVehicleEF	LHD2	0.05	0.05
tblVehicleEF	LHD2	0.07	0.24
tblVehicleEF	LHD2	0.08	0.04
tblVehicleEF	LHD2	1.3700e-004	1.3600e-004

Merrill Commerce Center (Phase B Operations - Trucks) - San Bernardino-South Coast County, Winter

tblVehicleEF	LHD2	5.7920e-003	6.0110e-003
tblVehicleEF	LHD2	2.5100e-004	7.1000e-005
tblVehicleEF	LHD2	2.0680e-003	2.5650e-003
tblVehicleEF	LHD2	0.04	0.05
tblVehicleEF	LHD2	0.02	0.02
tblVehicleEF	LHD2	1.2890e-003	1.5490e-003
tblVehicleEF	LHD2	0.05	0.06
tblVehicleEF	LHD2	0.07	0.24
tblVehicleEF	LHD2	0.08	0.04
tblVehicleEF	LHD2	3.1420e-003	3.0310e-003
tblVehicleEF	LHD2	3.3740e-003	3.3320e-003
tblVehicleEF	LHD2	5.9110e-003	7.7050e-003
tblVehicleEF	LHD2	0.12	0.13
tblVehicleEF	LHD2	0.36	0.43
tblVehicleEF	LHD2	1.02	0.54
tblVehicleEF	LHD2	14.09	14.24
tblVehicleEF	LHD2	595.69	623.31
tblVehicleEF	LHD2	23.37	7.24
tblVehicleEF	LHD2	0.10	0.10
tblVehicleEF	LHD2	0.92	1.20
tblVehicleEF	LHD2	1.2080e-003	1.4410e-003
tblVehicleEF	LHD2	0.01	0.01
tblVehicleEF	LHD2	0.01	0.01
tblVehicleEF	LHD2	3.6200e-004	1.1200e-004
tblVehicleEF	LHD2	1.1560e-003	1.3780e-003
tblVehicleEF	LHD2	2.6970e-003	2.7030e-003
tblVehicleEF	LHD2	9.9080e-003	0.01

Merrill Commerce Center (Phase B Operations - Trucks) - San Bernardino-South Coast County, Winter

tblVehicleEF	LHD2	3.3300e-004	1.0300e-004
tblVehicleEF	LHD2	1.0780e-003	1.3530e-003
tblVehicleEF	LHD2	0.03	0.04
tblVehicleEF	LHD2	0.01	0.02
tblVehicleEF	LHD2	5.9100e-004	6.9900e-004
tblVehicleEF	LHD2	0.05	0.05
tblVehicleEF	LHD2	0.07	0.25
tblVehicleEF	LHD2	0.08	0.04
tblVehicleEF	LHD2	1.3700e-004	1.3600e-004
tblVehicleEF	LHD2	5.7920e-003	6.0100e-003
tblVehicleEF	LHD2	2.5200e-004	7.2000e-005
tblVehicleEF	LHD2	1.0780e-003	1.3530e-003
tblVehicleEF	LHD2	0.03	0.04
tblVehicleEF	LHD2	0.02	0.02
tblVehicleEF	LHD2	5.9100e-004	6.9900e-004
tblVehicleEF	LHD2	0.05	0.06
tblVehicleEF	LHD2	0.07	0.25
tblVehicleEF	LHD2	0.09	0.04
tblVehicleEF	MCY	0.44	0.33
tblVehicleEF	MCY	0.16	0.25
tblVehicleEF	MCY	19.41	19.66
tblVehicleEF	MCY	9.98	8.85
tblVehicleEF	MCY	169.81	211.00
tblVehicleEF	MCY	45.18	60.62
tblVehicleEF	MCY	1.15	1.15
tblVehicleEF	MCY	1.9700e-003	1.9320e-003
tblVehicleEF	MCY	3.3250e-003	2.8200e-003

Merrill Commerce Center (Phase B Operations - Trucks) - San Bernardino-South Coast County, Winter

tblVehicleEF	MCY	1.8410e-003	1.8050e-003
tblVehicleEF	MCY	3.1250e-003	2.6490e-003
tblVehicleEF	MCY	1.43	1.45
tblVehicleEF	MCY	0.80	0.82
tblVehicleEF	MCY	0.78	0.79
tblVehicleEF	MCY	2.18	2.19
tblVehicleEF	MCY	0.45	1.82
tblVehicleEF	MCY	2.12	1.87
tblVehicleEF	MCY	2.0790e-003	2.0880e-003
tblVehicleEF	MCY	6.7700e-004	6.0000e-004
tblVehicleEF	MCY	1.43	1.45
tblVehicleEF	MCY	0.80	0.82
tblVehicleEF	MCY	0.78	0.79
tblVehicleEF	MCY	2.71	2.71
tblVehicleEF	MCY	0.45	1.82
tblVehicleEF	MCY	2.31	2.04
tblVehicleEF	MCY	0.43	0.32
tblVehicleEF	MCY	0.13	0.21
tblVehicleEF	MCY	19.54	19.80
tblVehicleEF	MCY	9.04	7.97
tblVehicleEF	MCY	169.81	211.03
tblVehicleEF	MCY	45.18	58.35
tblVehicleEF	MCY	0.98	0.98
tblVehicleEF	MCY	1.9700e-003	1.9320e-003
tblVehicleEF	MCY	3.3250e-003	2.8200e-003
tblVehicleEF	MCY	1.8410e-003	1.8050e-003
tblVehicleEF	MCY	3.1250e-003	2.6490e-003

Merrill Commerce Center (Phase B Operations - Trucks) - San Bernardino-South Coast County, Winter

tblVehicleEF	MCY	3.10	3.13
tblVehicleEF	MCY	1.23	1.26
tblVehicleEF	MCY	2.07	2.09
tblVehicleEF	MCY	2.14	2.14
tblVehicleEF	MCY	0.45	1.81
tblVehicleEF	MCY	1.83	1.61
tblVehicleEF	MCY	2.0790e-003	2.0880e-003
tblVehicleEF	MCY	6.5300e-004	5.7700e-004
tblVehicleEF	MCY	3.10	3.13
tblVehicleEF	MCY	1.23	1.26
tblVehicleEF	MCY	2.07	2.09
tblVehicleEF	MCY	2.65	2.65
tblVehicleEF	MCY	0.45	1.81
tblVehicleEF	MCY	1.99	1.75
tblVehicleEF	MCY	0.43	0.32
tblVehicleEF	MCY	0.15	0.24
tblVehicleEF	MCY	18.58	18.81
tblVehicleEF	MCY	9.62	8.50
tblVehicleEF	MCY	169.81	209.52
tblVehicleEF	MCY	45.18	59.85
tblVehicleEF	MCY	1.11	1.11
tblVehicleEF	MCY	1.9700e-003	1.9320e-003
tblVehicleEF	MCY	3.3250e-003	2.8200e-003
tblVehicleEF	MCY	1.8410e-003	1.8050e-003
tblVehicleEF	MCY	3.1250e-003	2.6490e-003
tblVehicleEF	MCY	1.69	1.70
tblVehicleEF	MCY	1.07	1.09

Merrill Commerce Center (Phase B Operations - Trucks) - San Bernardino-South Coast County, Winter

tblVehicleEF	MCY	0.70	0.70
tblVehicleEF	MCY	2.15	2.16
tblVehicleEF	MCY	0.52	2.09
tblVehicleEF	MCY	2.05	1.81
tblVehicleEF	MCY	2.0650e-003	2.0730e-003
tblVehicleEF	MCY	6.6900e-004	5.9200e-004
tblVehicleEF	MCY	1.69	1.70
tblVehicleEF	MCY	1.07	1.09
tblVehicleEF	MCY	0.70	0.70
tblVehicleEF	MCY	2.67	2.67
tblVehicleEF	MCY	0.52	2.09
tblVehicleEF	MCY	2.23	1.97
tblVehicleEF	MDV	9.3540e-003	3.8560e-003
tblVehicleEF	MDV	0.01	0.07
tblVehicleEF	MDV	1.04	0.86
tblVehicleEF	MDV	2.45	2.81
tblVehicleEF	MDV	439.27	371.74
tblVehicleEF	MDV	98.67	77.98
tblVehicleEF	MDV	0.13	0.08
tblVehicleEF	MDV	1.7830e-003	1.4230e-003
tblVehicleEF	MDV	2.4100e-003	1.7590e-003
tblVehicleEF	MDV	1.6430e-003	1.3120e-003
tblVehicleEF	MDV	2.2160e-003	1.6180e-003
tblVehicleEF	MDV	0.09	0.11
tblVehicleEF	MDV	0.18	0.15
tblVehicleEF	MDV	0.08	0.10
tblVehicleEF	MDV	0.02	0.02

Merrill Commerce Center (Phase B Operations - Trucks) - San Bernardino-South Coast County, Winter

tblVehicleEF	MDV	0.10	0.47
tblVehicleEF	MDV	0.18	0.34
tblVehicleEF	MDV	4.3980e-003	3.6750e-003
tblVehicleEF	MDV	1.0290e-003	7.7200e-004
tblVehicleEF	MDV	0.09	0.11
tblVehicleEF	MDV	0.18	0.15
tblVehicleEF	MDV	0.08	0.10
tblVehicleEF	MDV	0.03	0.02
tblVehicleEF	MDV	0.10	0.47
tblVehicleEF	MDV	0.20	0.37
tblVehicleEF	MDV	0.01	4.4140e-003
tblVehicleEF	MDV	0.01	0.06
tblVehicleEF	MDV	1.27	1.05
tblVehicleEF	MDV	2.03	2.33
tblVehicleEF	MDV	478.15	394.46
tblVehicleEF	MDV	98.67	77.03
tblVehicleEF	MDV	0.11	0.07
tblVehicleEF	MDV	1.7830e-003	1.4230e-003
tblVehicleEF	MDV	2.4100e-003	1.7590e-003
tblVehicleEF	MDV	1.6430e-003	1.3120e-003
tblVehicleEF	MDV	2.2160e-003	1.6180e-003
tblVehicleEF	MDV	0.19	0.22
tblVehicleEF	MDV	0.21	0.18
tblVehicleEF	MDV	0.16	0.20
tblVehicleEF	MDV	0.03	0.02
tblVehicleEF	MDV	0.10	0.47
tblVehicleEF	MDV	0.15	0.29

Merrill Commerce Center (Phase B Operations - Trucks) - San Bernardino-South Coast County, Winter

tblVehicleEF	MDV	4.7900e-003	3.9000e-003
tblVehicleEF	MDV	1.0220e-003	7.6200e-004
tblVehicleEF	MDV	0.19	0.22
tblVehicleEF	MDV	0.21	0.18
tblVehicleEF	MDV	0.16	0.20
tblVehicleEF	MDV	0.04	0.03
tblVehicleEF	MDV	0.10	0.47
tblVehicleEF	MDV	0.17	0.31
tblVehicleEF	MDV	9.1040e-003	3.7610e-003
tblVehicleEF	MDV	0.01	0.07
tblVehicleEF	MDV	0.99	0.81
tblVehicleEF	MDV	2.42	2.77
tblVehicleEF	MDV	430.20	366.36
tblVehicleEF	MDV	98.67	77.90
tblVehicleEF	MDV	0.12	0.07
tblVehicleEF	MDV	1.7830e-003	1.4230e-003
tblVehicleEF	MDV	2.4100e-003	1.7590e-003
tblVehicleEF	MDV	1.6430e-003	1.3120e-003
tblVehicleEF	MDV	2.2160e-003	1.6180e-003
tblVehicleEF	MDV	0.09	0.10
tblVehicleEF	MDV	0.20	0.17
tblVehicleEF	MDV	0.08	0.09
tblVehicleEF	MDV	0.02	0.02
tblVehicleEF	MDV	0.12	0.55
tblVehicleEF	MDV	0.18	0.34
tblVehicleEF	MDV	4.3070e-003	3.6210e-003
tblVehicleEF	MDV	1.0290e-003	7.7100e-004

Merrill Commerce Center (Phase B Operations - Trucks) - San Bernardino-South Coast County, Winter

tblVehicleEF	MDV	0.09	0.10
tblVehicleEF	MDV	0.20	0.17
tblVehicleEF	MDV	0.08	0.09
tblVehicleEF	MDV	0.03	0.02
tblVehicleEF	MDV	0.12	0.55
tblVehicleEF	MDV	0.20	0.37
tblVehicleEF	MH	0.02	3.5960e-003
tblVehicleEF	MH	0.02	0.00
tblVehicleEF	MH	1.94	0.33
tblVehicleEF	MH	5.34	0.00
tblVehicleEF	MH	1,048.24	928.73
tblVehicleEF	MH	58.51	0.00
tblVehicleEF	MH	1.28	4.11
tblVehicleEF	MH	0.01	0.02
tblVehicleEF	MH	0.03	0.12
tblVehicleEF	MH	1.0110e-003	0.00
tblVehicleEF	MH	3.2250e-003	4.0000e-003
tblVehicleEF	MH	0.03	0.12
tblVehicleEF	MH	9.3000e-004	0.00
tblVehicleEF	MH	1.22	0.00
tblVehicleEF	MH	0.08	0.00
tblVehicleEF	MH	0.43	0.00
tblVehicleEF	MH	0.07	0.08
tblVehicleEF	MH	0.03	0.00
tblVehicleEF	MH	0.31	0.00
tblVehicleEF	MH	0.01	8.7800e-003
tblVehicleEF	MH	6.7800e-004	0.00

Merrill Commerce Center (Phase B Operations - Trucks) - San Bernardino-South Coast County, Winter

tblVehicleEF	MH	1.22	0.00
tblVehicleEF	MH	0.08	0.00
tblVehicleEF	MH	0.43	0.00
tblVehicleEF	MH	0.10	0.09
tblVehicleEF	MH	0.03	0.00
tblVehicleEF	MH	0.34	0.00
tblVehicleEF	MH	0.02	3.5960e-003
tblVehicleEF	MH	0.02	0.00
tblVehicleEF	MH	2.01	0.33
tblVehicleEF	MH	4.87	0.00
tblVehicleEF	MH	1,048.24	928.73
tblVehicleEF	MH	58.51	0.00
tblVehicleEF	MH	1.17	3.87
tblVehicleEF	MH	0.01	0.02
tblVehicleEF	MH	0.03	0.12
tblVehicleEF	MH	1.0110e-003	0.00
tblVehicleEF	MH	3.2250e-003	4.0000e-003
tblVehicleEF	MH	0.03	0.12
tblVehicleEF	MH	9.3000e-004	0.00
tblVehicleEF	MH	2.40	0.00
tblVehicleEF	MH	0.09	0.00
tblVehicleEF	MH	1.01	0.00
tblVehicleEF	MH	0.08	0.08
tblVehicleEF	MH	0.03	0.00
tblVehicleEF	MH	0.29	0.00
tblVehicleEF	MH	0.01	8.7800e-003
tblVehicleEF	MH	6.7000e-004	0.00

Merrill Commerce Center (Phase B Operations - Trucks) - San Bernardino-South Coast County, Winter

tblVehicleEF	MH	2.40	0.00
tblVehicleEF	MH	0.09	0.00
tblVehicleEF	MH	1.01	0.00
tblVehicleEF	MH	0.10	0.09
tblVehicleEF	MH	0.03	0.00
tblVehicleEF	MH	0.32	0.00
tblVehicleEF	MH	0.02	3.5960e-003
tblVehicleEF	MH	0.02	0.00
tblVehicleEF	MH	1.94	0.33
tblVehicleEF	MH	5.29	0.00
tblVehicleEF	MH	1,048.24	928.73
tblVehicleEF	MH	58.51	0.00
tblVehicleEF	MH	1.25	4.05
tblVehicleEF	MH	0.01	0.02
tblVehicleEF	MH	0.03	0.12
tblVehicleEF	MH	1.0110e-003	0.00
tblVehicleEF	MH	3.2250e-003	4.0000e-003
tblVehicleEF	MH	0.03	0.12
tblVehicleEF	MH	9.3000e-004	0.00
tblVehicleEF	MH	1.42	0.00
tblVehicleEF	MH	0.09	0.00
tblVehicleEF	MH	0.44	0.00
tblVehicleEF	MH	0.07	0.08
tblVehicleEF	MH	0.03	0.00
tblVehicleEF	MH	0.31	0.00
tblVehicleEF	MH	0.01	8.7800e-003
tblVehicleEF	MH	6.7700e-004	0.00

Merrill Commerce Center (Phase B Operations - Trucks) - San Bernardino-South Coast County, Winter

tblVehicleEF	MH	1.42	0.00
tblVehicleEF	MH	0.09	0.00
tblVehicleEF	MH	0.44	0.00
tblVehicleEF	MH	0.10	0.09
tblVehicleEF	MH	0.03	0.00
tblVehicleEF	MH	0.34	0.00
tblVehicleEF	MHD	0.02	3.0370e-003
tblVehicleEF	MHD	2.3730e-003	1.0670e-003
tblVehicleEF	MHD	0.04	7.4460e-003
tblVehicleEF	MHD	0.29	0.34
tblVehicleEF	MHD	0.21	0.14
tblVehicleEF	MHD	3.98	0.80
tblVehicleEF	MHD	157.13	63.12
tblVehicleEF	MHD	1,097.93	940.09
tblVehicleEF	MHD	49.45	7.43
tblVehicleEF	MHD	0.42	0.34
tblVehicleEF	MHD	0.63	1.01
tblVehicleEF	MHD	9.1000e-005	2.4100e-004
tblVehicleEF	MHD	2.7720e-003	7.6590e-003
tblVehicleEF	MHD	6.6500e-004	8.6000e-005
tblVehicleEF	MHD	8.7000e-005	2.3000e-004
tblVehicleEF	MHD	2.6480e-003	7.3240e-003
tblVehicleEF	MHD	6.1100e-004	7.9000e-005
tblVehicleEF	MHD	9.7700e-004	4.4300e-004
tblVehicleEF	MHD	0.03	0.02
tblVehicleEF	MHD	0.02	0.02
tblVehicleEF	MHD	5.2700e-004	2.3800e-004

Merrill Commerce Center (Phase B Operations - Trucks) - San Bernardino-South Coast County, Winter

tblVehicleEF	MHD	0.03	0.01
tblVehicleEF	MHD	0.01	0.08
tblVehicleEF	MHD	0.24	0.04
tblVehicleEF	MHD	1.5090e-003	5.9900e-004
tblVehicleEF	MHD	0.01	8.9580e-003
tblVehicleEF	MHD	5.6400e-004	7.4000e-005
tblVehicleEF	MHD	9.7700e-004	4.4300e-004
tblVehicleEF	MHD	0.03	0.02
tblVehicleEF	MHD	0.03	0.02
tblVehicleEF	MHD	5.2700e-004	2.3800e-004
tblVehicleEF	MHD	0.03	0.01
tblVehicleEF	MHD	0.01	0.08
tblVehicleEF	MHD	0.27	0.04
tblVehicleEF	MHD	0.01	2.8930e-003
tblVehicleEF	MHD	2.4050e-003	1.0900e-003
tblVehicleEF	MHD	0.04	7.1060e-003
tblVehicleEF	MHD	0.21	0.29
tblVehicleEF	MHD	0.21	0.15
tblVehicleEF	MHD	3.72	0.75
tblVehicleEF	MHD	166.43	62.88
tblVehicleEF	MHD	1,097.93	940.09
tblVehicleEF	MHD	49.45	7.34
tblVehicleEF	MHD	0.44	0.33
tblVehicleEF	MHD	0.59	0.95
tblVehicleEF	MHD	7.6000e-005	2.0600e-004
tblVehicleEF	MHD	2.7720e-003	7.6590e-003
tblVehicleEF	MHD	6.6500e-004	8.6000e-005

Merrill Commerce Center (Phase B Operations - Trucks) - San Bernardino-South Coast County, Winter

tblVehicleEF	MHD	7.3000e-005	1.9700e-004
tblVehicleEF	MHD	2.6480e-003	7.3240e-003
tblVehicleEF	MHD	6.1100e-004	7.9000e-005
tblVehicleEF	MHD	1.9120e-003	8.6600e-004
tblVehicleEF	MHD	0.04	0.02
tblVehicleEF	MHD	0.02	0.01
tblVehicleEF	MHD	1.1780e-003	5.3200e-004
tblVehicleEF	MHD	0.03	0.01
tblVehicleEF	MHD	0.01	0.08
tblVehicleEF	MHD	0.23	0.04
tblVehicleEF	MHD	1.5970e-003	5.9700e-004
tblVehicleEF	MHD	0.01	8.9590e-003
tblVehicleEF	MHD	5.6000e-004	7.3000e-005
tblVehicleEF	MHD	1.9120e-003	8.6600e-004
tblVehicleEF	MHD	0.04	0.02
tblVehicleEF	MHD	0.03	0.02
tblVehicleEF	MHD	1.1780e-003	5.3200e-004
tblVehicleEF	MHD	0.03	0.01
tblVehicleEF	MHD	0.01	0.08
tblVehicleEF	MHD	0.25	0.04
tblVehicleEF	MHD	0.02	3.2500e-003
tblVehicleEF	MHD	2.3770e-003	1.0690e-003
tblVehicleEF	MHD	0.04	7.3590e-003
tblVehicleEF	MHD	0.41	0.40
tblVehicleEF	MHD	0.21	0.14
tblVehicleEF	MHD	3.91	0.79
tblVehicleEF	MHD	144.26	63.46

Merrill Commerce Center (Phase B Operations - Trucks) - San Bernardino-South Coast County, Winter

tblVehicleEF	MHD	1,097.93	940.09
tblVehicleEF	MHD	49.45	7.41
tblVehicleEF	MHD	0.40	0.36
tblVehicleEF	MHD	0.62	0.99
tblVehicleEF	MHD	1.1000e-004	2.8900e-004
tblVehicleEF	MHD	2.7720e-003	7.6590e-003
tblVehicleEF	MHD	6.6500e-004	8.6000e-005
tblVehicleEF	MHD	1.0600e-004	2.7600e-004
tblVehicleEF	MHD	2.6480e-003	7.3240e-003
tblVehicleEF	MHD	6.1100e-004	7.9000e-005
tblVehicleEF	MHD	1.0160e-003	4.6200e-004
tblVehicleEF	MHD	0.04	0.02
tblVehicleEF	MHD	0.02	0.02
tblVehicleEF	MHD	5.1300e-004	2.3200e-004
tblVehicleEF	MHD	0.03	0.01
tblVehicleEF	MHD	0.01	0.09
tblVehicleEF	MHD	0.24	0.04
tblVehicleEF	MHD	1.3880e-003	6.0200e-004
tblVehicleEF	MHD	0.01	8.9580e-003
tblVehicleEF	MHD	5.6300e-004	7.3000e-005
tblVehicleEF	MHD	1.0160e-003	4.6200e-004
tblVehicleEF	MHD	0.04	0.02
tblVehicleEF	MHD	0.03	0.02
tblVehicleEF	MHD	5.1300e-004	2.3200e-004
tblVehicleEF	MHD	0.03	0.01
tblVehicleEF	MHD	0.01	0.09
tblVehicleEF	MHD	0.26	0.04

Merrill Commerce Center (Phase B Operations - Trucks) - San Bernardino-South Coast County, Winter

tblVehicleEF	OBUS	0.01	9.0060e-003
tblVehicleEF	OBUS	6.2520e-003	5.7900e-003
tblVehicleEF	OBUS	0.03	0.02
tblVehicleEF	OBUS	0.24	0.51
tblVehicleEF	OBUS	0.41	0.69
tblVehicleEF	OBUS	5.29	2.52
tblVehicleEF	OBUS	65.82	66.45
tblVehicleEF	OBUS	1,119.44	1,394.03
tblVehicleEF	OBUS	69.89	20.71
tblVehicleEF	OBUS	0.13	0.24
tblVehicleEF	OBUS	0.44	0.87
tblVehicleEF	OBUS	1.1000e-005	8.1000e-005
tblVehicleEF	OBUS	2.0200e-003	6.3490e-003
tblVehicleEF	OBUS	9.5000e-004	2.3700e-004
tblVehicleEF	OBUS	1.1000e-005	7.8000e-005
tblVehicleEF	OBUS	1.9090e-003	6.0530e-003
tblVehicleEF	OBUS	8.7400e-004	2.1800e-004
tblVehicleEF	OBUS	1.8990e-003	2.7570e-003
tblVehicleEF	OBUS	0.02	0.03
tblVehicleEF	OBUS	0.03	0.05
tblVehicleEF	OBUS	8.3600e-004	1.1520e-003
tblVehicleEF	OBUS	0.03	0.03
tblVehicleEF	OBUS	0.05	0.32
tblVehicleEF	OBUS	0.33	0.12
tblVehicleEF	OBUS	6.4000e-004	6.3400e-004
tblVehicleEF	OBUS	0.01	0.01
tblVehicleEF	OBUS	7.9100e-004	2.0500e-004

Merrill Commerce Center (Phase B Operations - Trucks) - San Bernardino-South Coast County, Winter

tblVehicleEF	OBUS	1.8990e-003	2.7570e-003
tblVehicleEF	OBUS	0.02	0.03
tblVehicleEF	OBUS	0.04	0.06
tblVehicleEF	OBUS	8.3600e-004	1.1520e-003
tblVehicleEF	OBUS	0.04	0.04
tblVehicleEF	OBUS	0.05	0.32
tblVehicleEF	OBUS	0.36	0.13
tblVehicleEF	OBUS	0.01	9.0820e-003
tblVehicleEF	OBUS	6.4110e-003	5.9630e-003
tblVehicleEF	OBUS	0.02	0.02
tblVehicleEF	OBUS	0.24	0.51
tblVehicleEF	OBUS	0.42	0.71
tblVehicleEF	OBUS	4.85	2.32
tblVehicleEF	OBUS	68.71	65.76
tblVehicleEF	OBUS	1,119.44	1,394.07
tblVehicleEF	OBUS	69.89	20.35
tblVehicleEF	OBUS	0.13	0.23
tblVehicleEF	OBUS	0.41	0.80
tblVehicleEF	OBUS	1.0000e-005	7.2000e-005
tblVehicleEF	OBUS	2.0200e-003	6.3490e-003
tblVehicleEF	OBUS	9.5000e-004	2.3700e-004
tblVehicleEF	OBUS	9.0000e-006	6.9000e-005
tblVehicleEF	OBUS	1.9090e-003	6.0530e-003
tblVehicleEF	OBUS	8.7400e-004	2.1800e-004
tblVehicleEF	OBUS	3.6770e-003	5.3510e-003
tblVehicleEF	OBUS	0.02	0.03
tblVehicleEF	OBUS	0.03	0.05

Merrill Commerce Center (Phase B Operations - Trucks) - San Bernardino-South Coast County, Winter

tblVehicleEF	OBUS	1.8930e-003	2.6140e-003
tblVehicleEF	OBUS	0.03	0.03
tblVehicleEF	OBUS	0.05	0.32
tblVehicleEF	OBUS	0.31	0.11
tblVehicleEF	OBUS	6.6800e-004	6.2800e-004
tblVehicleEF	OBUS	0.01	0.01
tblVehicleEF	OBUS	7.8400e-004	2.0100e-004
tblVehicleEF	OBUS	3.6770e-003	5.3510e-003
tblVehicleEF	OBUS	0.02	0.03
tblVehicleEF	OBUS	0.04	0.06
tblVehicleEF	OBUS	1.8930e-003	2.6140e-003
tblVehicleEF	OBUS	0.04	0.04
tblVehicleEF	OBUS	0.05	0.32
tblVehicleEF	OBUS	0.34	0.12
tblVehicleEF	OBUS	0.01	8.9410e-003
tblVehicleEF	OBUS	6.2690e-003	5.8090e-003
tblVehicleEF	OBUS	0.03	0.02
tblVehicleEF	OBUS	0.25	0.51
tblVehicleEF	OBUS	0.41	0.69
tblVehicleEF	OBUS	5.25	2.51
tblVehicleEF	OBUS	61.82	67.41
tblVehicleEF	OBUS	1,119.44	1,394.04
tblVehicleEF	OBUS	69.89	20.67
tblVehicleEF	OBUS	0.12	0.26
tblVehicleEF	OBUS	0.43	0.86
tblVehicleEF	OBUS	1.4000e-005	9.4000e-005
tblVehicleEF	OBUS	2.0200e-003	6.3490e-003

Merrill Commerce Center (Phase B Operations - Trucks) - San Bernardino-South Coast County, Winter

tblVehicleEF	OBUS	9.5000e-004	2.3700e-004
tblVehicleEF	OBUS	1.3000e-005	9.0000e-005
tblVehicleEF	OBUS	1.9090e-003	6.0530e-003
tblVehicleEF	OBUS	8.7400e-004	2.1800e-004
tblVehicleEF	OBUS	1.9540e-003	2.9210e-003
tblVehicleEF	OBUS	0.02	0.03
tblVehicleEF	OBUS	0.03	0.05
tblVehicleEF	OBUS	8.3000e-004	1.1560e-003
tblVehicleEF	OBUS	0.03	0.03
tblVehicleEF	OBUS	0.05	0.34
tblVehicleEF	OBUS	0.33	0.12
tblVehicleEF	OBUS	6.0200e-004	6.4400e-004
tblVehicleEF	OBUS	0.01	0.01
tblVehicleEF	OBUS	7.9100e-004	2.0500e-004
tblVehicleEF	OBUS	1.9540e-003	2.9210e-003
tblVehicleEF	OBUS	0.02	0.03
tblVehicleEF	OBUS	0.04	0.06
tblVehicleEF	OBUS	8.3000e-004	1.1560e-003
tblVehicleEF	OBUS	0.04	0.04
tblVehicleEF	OBUS	0.05	0.34
tblVehicleEF	OBUS	0.36	0.13
tblVehicleEF	SBUS	0.82	0.05
tblVehicleEF	SBUS	8.4750e-003	5.6520e-003
tblVehicleEF	SBUS	0.06	4.4230e-003
tblVehicleEF	SBUS	6.01	2.12
tblVehicleEF	SBUS	0.53	0.48
tblVehicleEF	SBUS	5.05	0.58

Merrill Commerce Center (Phase B Operations - Trucks) - San Bernardino-South Coast County, Winter

tblVehicleEF	SBUS	1,217.18	331.70
tblVehicleEF	SBUS	1,113.27	1,082.52
tblVehicleEF	SBUS	40.27	3.48
tblVehicleEF	SBUS	9.36	3.05
tblVehicleEF	SBUS	3.61	4.26
tblVehicleEF	SBUS	7.8830e-003	2.9700e-003
tblVehicleEF	SBUS	0.01	0.01
tblVehicleEF	SBUS	0.02	0.02
tblVehicleEF	SBUS	5.9900e-004	3.5000e-005
tblVehicleEF	SBUS	7.5420e-003	2.8410e-003
tblVehicleEF	SBUS	2.7330e-003	2.7420e-003
tblVehicleEF	SBUS	0.02	0.02
tblVehicleEF	SBUS	5.5100e-004	3.2000e-005
tblVehicleEF	SBUS	3.0330e-003	7.5800e-004
tblVehicleEF	SBUS	0.02	5.7310e-003
tblVehicleEF	SBUS	0.71	0.22
tblVehicleEF	SBUS	1.4390e-003	3.8400e-004
tblVehicleEF	SBUS	0.10	0.08
tblVehicleEF	SBUS	9.3710e-003	0.03
tblVehicleEF	SBUS	0.27	0.03
tblVehicleEF	SBUS	0.01	3.1550e-003
tblVehicleEF	SBUS	0.01	0.01
tblVehicleEF	SBUS	4.9000e-004	3.4000e-005
tblVehicleEF	SBUS	3.0330e-003	7.5800e-004
tblVehicleEF	SBUS	0.02	5.7310e-003
tblVehicleEF	SBUS	1.02	0.31
tblVehicleEF	SBUS	1.4390e-003	3.8400e-004

Merrill Commerce Center (Phase B Operations - Trucks) - San Bernardino-South Coast County, Winter

tblVehicleEF	SBUS	0.11	0.10
tblVehicleEF	SBUS	9.3710e-003	0.03
tblVehicleEF	SBUS	0.29	0.03
tblVehicleEF	SBUS	0.82	0.05
tblVehicleEF	SBUS	8.6200e-003	5.7220e-003
tblVehicleEF	SBUS	0.05	3.6550e-003
tblVehicleEF	SBUS	5.89	2.09
tblVehicleEF	SBUS	0.53	0.49
tblVehicleEF	SBUS	3.46	0.41
tblVehicleEF	SBUS	1,277.69	337.86
tblVehicleEF	SBUS	1,113.27	1,082.54
tblVehicleEF	SBUS	40.27	3.19
tblVehicleEF	SBUS	9.66	3.09
tblVehicleEF	SBUS	3.39	3.99
tblVehicleEF	SBUS	6.6460e-003	2.5130e-003
tblVehicleEF	SBUS	0.01	0.01
tblVehicleEF	SBUS	0.02	0.02
tblVehicleEF	SBUS	5.9900e-004	3.5000e-005
tblVehicleEF	SBUS	6.3580e-003	2.4040e-003
tblVehicleEF	SBUS	2.7330e-003	2.7420e-003
tblVehicleEF	SBUS	0.02	0.02
tblVehicleEF	SBUS	5.5100e-004	3.2000e-005
tblVehicleEF	SBUS	5.7580e-003	1.3700e-003
tblVehicleEF	SBUS	0.02	5.9610e-003
tblVehicleEF	SBUS	0.71	0.22
tblVehicleEF	SBUS	3.0800e-003	7.3800e-004
tblVehicleEF	SBUS	0.10	0.08

Merrill Commerce Center (Phase B Operations - Trucks) - San Bernardino-South Coast County, Winter

tblVehicleEF	SBUS	8.5600e-003	0.03
tblVehicleEF	SBUS	0.22	0.02
tblVehicleEF	SBUS	0.01	3.2130e-003
tblVehicleEF	SBUS	0.01	0.01
tblVehicleEF	SBUS	4.6300e-004	3.2000e-005
tblVehicleEF	SBUS	5.7580e-003	1.3700e-003
tblVehicleEF	SBUS	0.02	5.9610e-003
tblVehicleEF	SBUS	1.02	0.31
tblVehicleEF	SBUS	3.0800e-003	7.3800e-004
tblVehicleEF	SBUS	0.11	0.10
tblVehicleEF	SBUS	8.5600e-003	0.03
tblVehicleEF	SBUS	0.24	0.02
tblVehicleEF	SBUS	0.82	0.05
tblVehicleEF	SBUS	8.4790e-003	5.6490e-003
tblVehicleEF	SBUS	0.06	4.5230e-003
tblVehicleEF	SBUS	6.17	2.16
tblVehicleEF	SBUS	0.53	0.48
tblVehicleEF	SBUS	5.10	0.60
tblVehicleEF	SBUS	1,133.61	323.18
tblVehicleEF	SBUS	1,113.27	1,082.52
tblVehicleEF	SBUS	40.27	3.50
tblVehicleEF	SBUS	8.94	2.98
tblVehicleEF	SBUS	3.56	4.20
tblVehicleEF	SBUS	9.5930e-003	3.6010e-003
tblVehicleEF	SBUS	0.01	0.01
tblVehicleEF	SBUS	0.02	0.02
tblVehicleEF	SBUS	5.9900e-004	3.5000e-005

Merrill Commerce Center (Phase B Operations - Trucks) - San Bernardino-South Coast County, Winter

tblVehicleEF	SBUS	9.1780e-003	3.4450e-003
tblVehicleEF	SBUS	2.7330e-003	2.7420e-003
tblVehicleEF	SBUS	0.02	0.02
tblVehicleEF	SBUS	5.5100e-004	3.2000e-005
tblVehicleEF	SBUS	2.9290e-003	7.0600e-004
tblVehicleEF	SBUS	0.02	5.8560e-003
tblVehicleEF	SBUS	0.71	0.22
tblVehicleEF	SBUS	1.4140e-003	3.8400e-004
tblVehicleEF	SBUS	0.10	0.08
tblVehicleEF	SBUS	0.01	0.04
tblVehicleEF	SBUS	0.27	0.03
tblVehicleEF	SBUS	0.01	3.0740e-003
tblVehicleEF	SBUS	0.01	0.01
tblVehicleEF	SBUS	4.9100e-004	3.5000e-005
tblVehicleEF	SBUS	2.9290e-003	7.0600e-004
tblVehicleEF	SBUS	0.02	5.8560e-003
tblVehicleEF	SBUS	1.03	0.31
tblVehicleEF	SBUS	1.4140e-003	3.8400e-004
tblVehicleEF	SBUS	0.11	0.10
tblVehicleEF	SBUS	0.01	0.04
tblVehicleEF	SBUS	0.29	0.03
tblVehicleEF	UBUS	1.54	4.21
tblVehicleEF	UBUS	0.08	0.02
tblVehicleEF	UBUS	7.71	32.80
tblVehicleEF	UBUS	12.81	1.41
tblVehicleEF	UBUS	1,799.11	1,717.67
tblVehicleEF	UBUS	140.33	16.41

Merrill Commerce Center (Phase B Operations - Trucks) - San Bernardino-South Coast County, Winter

tblVehicleEF	UBUS	4.15	0.36
tblVehicleEF	UBUS	0.51	0.08
tblVehicleEF	UBUS	0.01	0.03
tblVehicleEF	UBUS	0.04	2.7180e-003
tblVehicleEF	UBUS	1.4670e-003	2.1400e-004
tblVehicleEF	UBUS	0.22	0.03
tblVehicleEF	UBUS	3.0000e-003	6.3130e-003
tblVehicleEF	UBUS	0.04	2.5830e-003
tblVehicleEF	UBUS	1.3480e-003	1.9700e-004
tblVehicleEF	UBUS	7.2070e-003	1.6210e-003
tblVehicleEF	UBUS	0.10	8.9290e-003
tblVehicleEF	UBUS	3.6150e-003	6.9100e-004
tblVehicleEF	UBUS	0.42	0.06
tblVehicleEF	UBUS	0.02	0.03
tblVehicleEF	UBUS	1.06	0.07
tblVehicleEF	UBUS	9.4600e-003	3.7390e-003
tblVehicleEF	UBUS	1.6370e-003	1.6200e-004
tblVehicleEF	UBUS	7.2070e-003	1.6210e-003
tblVehicleEF	UBUS	0.10	8.9290e-003
tblVehicleEF	UBUS	3.6150e-003	6.9100e-004
tblVehicleEF	UBUS	2.00	4.30
tblVehicleEF	UBUS	0.02	0.03
tblVehicleEF	UBUS	1.17	0.07
tblVehicleEF	UBUS	1.54	4.21
tblVehicleEF	UBUS	0.07	0.02
tblVehicleEF	UBUS	7.78	32.80
tblVehicleEF	UBUS	10.55	1.16

Merrill Commerce Center (Phase B Operations - Trucks) - San Bernardino-South Coast County, Winter

tblVehicleEF	UBUS	1,799.11	1,717.67
tblVehicleEF	UBUS	140.33	15.98
tblVehicleEF	UBUS	3.85	0.35
tblVehicleEF	UBUS	0.51	0.08
tblVehicleEF	UBUS	0.01	0.03
tblVehicleEF	UBUS	0.04	2.7180e-003
tblVehicleEF	UBUS	1.4670e-003	2.1400e-004
tblVehicleEF	UBUS	0.22	0.03
tblVehicleEF	UBUS	3.0000e-003	6.3130e-003
tblVehicleEF	UBUS	0.04	2.5830e-003
tblVehicleEF	UBUS	1.3480e-003	1.9700e-004
tblVehicleEF	UBUS	0.01	3.0930e-003
tblVehicleEF	UBUS	0.12	0.01
tblVehicleEF	UBUS	8.4130e-003	1.5870e-003
tblVehicleEF	UBUS	0.43	0.06
tblVehicleEF	UBUS	0.02	0.03
tblVehicleEF	UBUS	0.95	0.06
tblVehicleEF	UBUS	9.4620e-003	3.7390e-003
tblVehicleEF	UBUS	1.5980e-003	1.5800e-004
tblVehicleEF	UBUS	0.01	3.0930e-003
tblVehicleEF	UBUS	0.12	0.01
tblVehicleEF	UBUS	8.4130e-003	1.5870e-003
tblVehicleEF	UBUS	2.01	4.30
tblVehicleEF	UBUS	0.02	0.03
tblVehicleEF	UBUS	1.04	0.06
tblVehicleEF	UBUS	1.54	4.21
tblVehicleEF	UBUS	0.08	0.02

Merrill Commerce Center (Phase B Operations - Trucks) - San Bernardino-South Coast County, Winter

tblVehicleEF	UBUS	7.72	32.80
tblVehicleEF	UBUS	12.41	1.38
tblVehicleEF	UBUS	1,799.11	1,717.67
tblVehicleEF	UBUS	140.33	16.35
tblVehicleEF	UBUS	4.07	0.36
tblVehicleEF	UBUS	0.51	0.08
tblVehicleEF	UBUS	0.01	0.03
tblVehicleEF	UBUS	0.04	2.7180e-003
tblVehicleEF	UBUS	1.4670e-003	2.1400e-004
tblVehicleEF	UBUS	0.22	0.03
tblVehicleEF	UBUS	3.0000e-003	6.3130e-003
tblVehicleEF	UBUS	0.04	2.5830e-003
tblVehicleEF	UBUS	1.3480e-003	1.9700e-004
tblVehicleEF	UBUS	8.0140e-003	1.7000e-003
tblVehicleEF	UBUS	0.12	0.01
tblVehicleEF	UBUS	3.7130e-003	6.8300e-004
tblVehicleEF	UBUS	0.42	0.06
tblVehicleEF	UBUS	0.03	0.04
tblVehicleEF	UBUS	1.05	0.07
tblVehicleEF	UBUS	9.4600e-003	3.7390e-003
tblVehicleEF	UBUS	1.6300e-003	1.6200e-004
tblVehicleEF	UBUS	8.0140e-003	1.7000e-003
tblVehicleEF	UBUS	0.12	0.01
tblVehicleEF	UBUS	3.7130e-003	6.8300e-004
tblVehicleEF	UBUS	2.00	4.30
tblVehicleEF	UBUS	0.03	0.04
tblVehicleEF	UBUS	1.15	0.07

Merrill Commerce Center (Phase B Operations - Trucks) - San Bernardino-South Coast County, Winter

tblVehicleTrips	CNW_TTP	41.00	0.00
tblVehicleTrips	CNW_TTP	41.00	0.00
tblVehicleTrips	CW_TL	16.60	40.00
tblVehicleTrips	CW_TL	16.60	40.00
tblVehicleTrips	CW_TTP	59.00	100.00
tblVehicleTrips	CW_TTP	59.00	100.00
tblVehicleTrips	DV_TP	5.00	0.00
tblVehicleTrips	DV_TP	5.00	0.00
tblVehicleTrips	PB_TP	3.00	0.00
tblVehicleTrips	PB_TP	3.00	0.00
tblVehicleTrips	PR_TP	92.00	100.00
tblVehicleTrips	PR_TP	92.00	100.00
tblVehicleTrips	ST_TR	1.68	0.69
tblVehicleTrips	ST_TR	1.68	0.38
tblVehicleTrips	SU_TR	1.68	0.69
tblVehicleTrips	SU_TR	1.68	0.38
tblVehicleTrips	WD_TR	1.68	0.69
tblVehicleTrips	WD_TR	1.68	0.38

2.0 Emissions Summary

Merrill Commerce Center (Phase B Operations - Trucks) - San Bernardino-South Coast County, Winter

2.1 Overall Construction (Maximum Daily Emission)

Unmitigated Construction

[illegible]

Mitigated Construction

[illegible][illegible]

Merrill Commerce Center (Phase B Operations - Trucks) - San Bernardino-South Coast County, Winter

2.2 Overall Operational**Unmitigated Operational**

	ROG	NOx	CO	SO2	Fugitive PM10	Exhaust PM10	PM10 Total	Fugitive PM2.5	Exhaust PM2.5	PM2.5 Total	Bio- CO2	NBio- CO2	Total CO2	CH4	N2O	CO2e
Category	lb/day										lb/day					
Area	108.3445	4.4800e-003	0.4940	4.0000e-005		1.7600e-003	1.7600e-003		1.7600e-003	1.7600e-003		1.0615	1.0615	2.7600e-003		1.1306
Energy	0.7895	7.1775	6.0291	0.0431		0.5455	0.5455		0.5455	0.5455		8,612.9605	8,612.9605	0.1651	0.1579	8,664.1430
Mobile	6.3122	412.4631	71.9080	1.8599	69.0592	3.6944	72.7536	19.1976	3.5339	22.7315		196,266.6984	196,266.6984	0.3535		196,275.5359
Offroad	1.7093	13.6960	12.7083	0.0540		0.5248	0.5248		0.4828	0.4828		5,220.6507	5,220.6507	1.6885		5,262.8623
Total	117.1555	433.3411	91.1392	1.9570	69.0592	4.7665	73.8256	19.1976	4.5640	23.7616		210,101.3711	210,101.3711	2.2098	0.1579	210,203.6717

Merrill Commerce Center (Phase B Operations - Trucks) - San Bernardino-South Coast County, Winter

2.2 Overall Operational**Mitigated Operational**

	ROG	NOx	CO	SO2	Fugitive PM10	Exhaust PM10	PM10 Total	Fugitive PM2.5	Exhaust PM2.5	PM2.5 Total	Bio- CO2	NBio- CO2	Total CO2	CH4	N2O	CO2e
Category	lb/day										lb/day					
Area	108.3445	4.4800e-003	0.4940	4.0000e-005		1.7600e-003	1.7600e-003		1.7600e-003	1.7600e-003		1.0615	1.0615	2.7600e-003		1.1306
Energy	0.7895	7.1775	6.0291	0.0431		0.5455	0.5455		0.5455	0.5455		8,612.9605	8,612.9605	0.1651	0.1579	8,664.1430
Mobile	6.3122	412.4631	71.9080	1.8599	69.0592	3.6944	72.7536	19.1976	3.5339	22.7315		196,266.6984	196,266.6984	0.3535		196,275.5359
Offroad	1.7093	13.6960	12.7083	0.0540		0.5248	0.5248		0.4828	0.4828		5,220.6507	5,220.6507	1.6885		5,262.8623
Total	117.1555	433.3411	91.1392	1.9570	69.0592	4.7665	73.8256	19.1976	4.5640	23.7616		210,101.3711	210,101.3711	2.2098	0.1579	210,203.6717

	ROG	NOx	CO	SO2	Fugitive PM10	Exhaust PM10	PM10 Total	Fugitive PM2.5	Exhaust PM2.5	PM2.5 Total	Bio- CO2	NBio-CO2	Total CO2	CH4	N2O	CO2e
Percent Reduction	0.00	0.00	0.00	0.00	0.00	0.00	0.00	0.00	0.00	0.00	0.00	0.00	0.00	0.00	0.00	0.00

3.0 Construction Detail**Construction Phase**

Phase Number	Phase Name	Phase Type	Start Date	End Date	Num Days Week	Num Days	Phase Description
1	Demolition	Demolition	12/24/2022	12/23/2022	5	0	

Acres of Grading (Site Preparation Phase): 0

Acres of Grading (Grading Phase): 0

Merrill Commerce Center (Phase B Operations - Trucks) - San Bernardino-South Coast County, Winter

Acres of Paving: 16.47**Residential Indoor: 0; Residential Outdoor: 0; Non-Residential Indoor: 0; Non-Residential Outdoor: 0; Striped Parking Area: 0 (Architectural Coating – sqft)****OffRoad Equipment**

Phase Name	Offroad Equipment Type	Amount	Usage Hours	Horse Power	Load Factor
Demolition	Concrete/Industrial Saws	0	8.00	81	0.73
Demolition	Excavators	0	8.00	158	0.38
Demolition	Rubber Tired Dozers	0	8.00	247	0.40

Trips and VMT

Phase Name	Offroad Equipment Count	Worker Trip Number	Vendor Trip Number	Hauling Trip Number	Worker Trip Length	Vendor Trip Length	Hauling Trip Length	Worker Vehicle Class	Vendor Vehicle Class	Hauling Vehicle Class
Demolition	0	0.00	0.00	0.00	14.70	6.90	20.00	LD_Mix	HDT_Mix	HHDT

3.1 Mitigation Measures Construction

Merrill Commerce Center (Phase B Operations - Trucks) - San Bernardino-South Coast County, Winter

3.2 Demolition - 2022

Unmitigated Construction On-Site

[illegible]

Unmitigated Construction Off-Site

[illegible]

Merrill Commerce Center (Phase B Operations - Trucks) - San Bernardino-South Coast County, Winter

3.2 Demolition - 2022**Mitigated Construction On-Site**

	ROG	NOx	CO	SO2	Fugitive PM10	Exhaust PM10	PM10 Total	Fugitive PM2.5	Exhaust PM2.5	PM2.5 Total	Bio- CO2	NBio- CO2	Total CO2	CH4	N2O	CO2e
Category	lb/day										lb/day					
Off-Road	0.0000	0.0000	0.0000	0.0000	0.0000	0.0000	0.0000	0.0000	0.0000	0.0000	0.0000	0.0000	0.0000	0.0000	0.0000	0.0000
Total	0.0000	0.0000	0.0000	0.0000	0.0000	0.0000	0.0000	0.0000	0.0000	0.0000	0.0000	0.0000	0.0000	0.0000	0.0000	0.0000

Mitigated Construction Off-Site

	ROG	NOx	CO	SO2	Fugitive PM10	Exhaust PM10	PM10 Total	Fugitive PM2.5	Exhaust PM2.5	PM2.5 Total	Bio- CO2	NBio- CO2	Total CO2	CH4	N2O	CO2e
Category	lb/day										lb/day					
Hauling	0.0000	0.0000	0.0000	0.0000	0.0000	0.0000	0.0000	0.0000	0.0000	0.0000	0.0000	0.0000	0.0000	0.0000	0.0000	0.0000
Vendor	0.0000	0.0000	0.0000	0.0000	0.0000	0.0000	0.0000	0.0000	0.0000	0.0000	0.0000	0.0000	0.0000	0.0000	0.0000	0.0000
Worker	0.0000	0.0000	0.0000	0.0000	0.0000	0.0000	0.0000	0.0000	0.0000	0.0000	0.0000	0.0000	0.0000	0.0000	0.0000	0.0000
Total	0.0000	0.0000	0.0000	0.0000	0.0000	0.0000	0.0000	0.0000	0.0000	0.0000	0.0000	0.0000	0.0000	0.0000	0.0000	0.0000

4.0 Operational Detail - Mobile

Merrill Commerce Center (Phase B Operations - Trucks) - San Bernardino-South Coast County, Winter

4.1 Mitigation Measures Mobile

	ROG	NOx	CO	SO2	Fugitive PM10	Exhaust PM10	PM10 Total	Fugitive PM2.5	Exhaust PM2.5	PM2.5 Total	Bio- CO2	NBio- CO2	Total CO2	CH4	N2O	CO2e
Category	lb/day										lb/day					
Mitigated	6.3122	412.4631	71.9080	1.8599	69.0592	3.6944	72.7536	19.1976	3.5339	22.7315		196,266.6984	196,266.6984	0.3535		196,275.5359
Unmitigated	6.3122	412.4631	71.9080	1.8599	69.0592	3.6944	72.7536	19.1976	3.5339	22.7315		196,266.6984	196,266.6984	0.3535		196,275.5359

4.2 Trip Summary Information

Land Use	Average Daily Trip Rate			Unmitigated	Mitigated
	Weekday	Saturday	Sunday	Annual VMT	Annual VMT
Other Asphalt Surfaces	0.00	0.00	0.00		
Refrigerated Warehouse-No Rail	276.97	276.97	276.97	4,032,625	4,032,625
Unrefrigerated Warehouse-No Rail	1,684.39	1,684.39	1,684.39	24,524,689	24,524,689
Total	1,961.35	1,961.35	1,961.35	28,557,314	28,557,314

4.3 Trip Type Information

Land Use	Miles			Trip %			Trip Purpose %		
	H-W or C-W	H-S or C-C	H-O or C-NW	H-W or C-W	H-S or C-C	H-O or C-NW	Primary	Diverted	Pass-by
Other Asphalt Surfaces	16.60	8.40	6.90	0.00	0.00	0.00	0	0	0
Refrigerated Warehouse-No	40.00	8.40	6.90	100.00	0.00	0.00	100	0	0
Unrefrigerated Warehouse-No	40.00	8.40	6.90	100.00	0.00	0.00	100	0	0

Merrill Commerce Center (Phase B Operations - Trucks) - San Bernardino-South Coast County, Winter

4.4 Fleet Mix

Land Use	LDA	LDT1	LDT2	MDV	LHD1	LHD2	MHD	HHD	OBUS	UBUS	MCY	SBUS	MH
Other Asphalt Surfaces	0.561207	0.034889	0.182561	0.109119	0.013494	0.004661	0.018668	0.065354	0.001366	0.001451	0.005650	0.000795	0.000784
Refrigerated Warehouse-No Rail	0.000000	0.000000	0.000000	0.000000	0.347800	0.000000	0.108700	0.543500	0.000000	0.000000	0.000000	0.000000	0.000000
Unrefrigerated Warehouse-No Rail	0.000000	0.000000	0.000000	0.000000	0.106900	0.000000	0.106900	0.786200	0.000000	0.000000	0.000000	0.000000	0.000000

5.0 Energy Detail

Historical Energy Use: N

5.1 Mitigation Measures Energy

	ROG	NOx	CO	SO2	Fugitive PM10	Exhaust PM10	PM10 Total	Fugitive PM2.5	Exhaust PM2.5	PM2.5 Total	Bio- CO2	NBio- CO2	Total CO2	CH4	N2O	CO2e
Category	lb/day										lb/day					
NaturalGas Mitigated	0.7895	7.1775	6.0291	0.0431		0.5455	0.5455		0.5455	0.5455		8,612.9605	8,612.9605	0.1651	0.1579	8,664.1430
NaturalGas Unmitigated	0.7895	7.1775	6.0291	0.0431		0.5455	0.5455		0.5455	0.5455		8,612.9605	8,612.9605	0.1651	0.1579	8,664.1430

Merrill Commerce Center (Phase B Operations - Trucks) - San Bernardino-South Coast County, Winter

5.2 Energy by Land Use - NaturalGas**Unmitigated**

	NaturalGas Use	ROG	NOx	CO	SO2	Fugitive PM10	Exhaust PM10	PM10 Total	Fugitive PM2.5	Exhaust PM2.5	PM2.5 Total	Bio- CO2	NBio- CO2	Total CO2	CH4	N2O	CO2e
Land Use	kBTU/yr	lb/day										lb/day					
Other Asphalt Surfaces	0	0.0000	0.0000	0.0000	0.0000		0.0000	0.0000		0.0000	0.0000		0.0000	0.0000	0.0000	0.0000	0.0000
Refrigerated Warehouse-No Rail	55844.1	0.6022	5.4749	4.5989	0.0329		0.4161	0.4161		0.4161	0.4161		6,569.8927	6,569.8927	0.1259	0.1205	6,608.9343
Unrefrigerated Warehouse-No Rail	17366.1	0.1873	1.7026	1.4302	0.0102		0.1294	0.1294		0.1294	0.1294		2,043.0679	2,043.0679	0.0392	0.0375	2,055.2088
Total		0.7895	7.1775	6.0291	0.0431		0.5455	0.5455		0.5455	0.5455		8,612.9605	8,612.9605	0.1651	0.1579	8,664.1430

Mitigated

	NaturalGas Use	ROG	NOx	CO	SO2	Fugitive PM10	Exhaust PM10	PM10 Total	Fugitive PM2.5	Exhaust PM2.5	PM2.5 Total	Bio- CO2	NBio- CO2	Total CO2	CH4	N2O	CO2e
Land Use	kBTU/yr	lb/day										lb/day					
Other Asphalt Surfaces	0	0.0000	0.0000	0.0000	0.0000		0.0000	0.0000		0.0000	0.0000		0.0000	0.0000	0.0000	0.0000	0.0000
Refrigerated Warehouse-No Rail	55.8441	0.6022	5.4749	4.5989	0.0329		0.4161	0.4161		0.4161	0.4161		6,569.8927	6,569.8927	0.1259	0.1205	6,608.9343
Unrefrigerated Warehouse-No Rail	17.3661	0.1873	1.7026	1.4302	0.0102		0.1294	0.1294		0.1294	0.1294		2,043.0679	2,043.0679	0.0392	0.0375	2,055.2088
Total		0.7895	7.1775	6.0291	0.0431		0.5455	0.5455		0.5455	0.5455		8,612.9605	8,612.9605	0.1651	0.1579	8,664.1430

Merrill Commerce Center (Phase B Operations - Trucks) - San Bernardino-South Coast County, Winter

6.0 Area Detail**6.1 Mitigation Measures Area**

	ROG	NOx	CO	SO2	Fugitive PM10	Exhaust PM10	PM10 Total	Fugitive PM2.5	Exhaust PM2.5	PM2.5 Total	Bio- CO2	NBio- CO2	Total CO2	CH4	N2O	CO2e
Category	lb/day										lb/day					
Mitigated	108.3445	4.4800e-003	0.4940	4.0000e-005		1.7600e-003	1.7600e-003		1.7600e-003	1.7600e-003		1.0615	1.0615	2.7600e-003		1.1306
Unmitigated	108.3445	4.4800e-003	0.4940	4.0000e-005		1.7600e-003	1.7600e-003		1.7600e-003	1.7600e-003		1.0615	1.0615	2.7600e-003		1.1306

Merrill Commerce Center (Phase B Operations - Trucks) - San Bernardino-South Coast County, Winter

6.2 Area by SubCategory**Unmitigated**

	ROG	NOx	CO	SO2	Fugitive PM10	Exhaust PM10	PM10 Total	Fugitive PM2.5	Exhaust PM2.5	PM2.5 Total	Bio- CO2	NBio- CO2	Total CO2	CH4	N2O	CO2e
SubCategory	lb/day										lb/day					
Architectural Coating	12.3317					0.0000	0.0000		0.0000	0.0000			0.0000			0.0000
Consumer Products	95.9673					0.0000	0.0000		0.0000	0.0000			0.0000			0.0000
Landscaping	0.0455	4.4800e-003	0.4940	4.0000e-005		1.7600e-003	1.7600e-003		1.7600e-003	1.7600e-003		1.0615	1.0615	2.7600e-003		1.1306
Total	108.3445	4.4800e-003	0.4940	4.0000e-005		1.7600e-003	1.7600e-003		1.7600e-003	1.7600e-003		1.0615	1.0615	2.7600e-003		1.1306

Mitigated

	ROG	NOx	CO	SO2	Fugitive PM10	Exhaust PM10	PM10 Total	Fugitive PM2.5	Exhaust PM2.5	PM2.5 Total	Bio- CO2	NBio- CO2	Total CO2	CH4	N2O	CO2e
SubCategory	lb/day										lb/day					
Architectural Coating	12.3317					0.0000	0.0000		0.0000	0.0000			0.0000			0.0000
Consumer Products	95.9673					0.0000	0.0000		0.0000	0.0000			0.0000			0.0000
Landscaping	0.0455	4.4800e-003	0.4940	4.0000e-005		1.7600e-003	1.7600e-003		1.7600e-003	1.7600e-003		1.0615	1.0615	2.7600e-003		1.1306
Total	108.3445	4.4800e-003	0.4940	4.0000e-005		1.7600e-003	1.7600e-003		1.7600e-003	1.7600e-003		1.0615	1.0615	2.7600e-003		1.1306

7.0 Water Detail

Merrill Commerce Center (Phase B Operations - Trucks) - San Bernardino-South Coast County, Winter

7.1 Mitigation Measures Water**8.0 Waste Detail****8.1 Mitigation Measures Waste****9.0 Operational Offroad**

Equipment Type	Number	Hours/Day	Days/Year	Horse Power	Load Factor	Fuel Type
Tractors/Loaders/Backhoes	17	4.00	365	200	0.37	CNG

UnMitigated/Mitigated

	ROG	NOx	CO	SO2	Fugitive PM10	Exhaust PM10	PM10 Total	Fugitive PM2.5	Exhaust PM2.5	PM2.5 Total	Bio- CO2	NBio- CO2	Total CO2	CH4	N2O	CO2e
Equipment Type	lb/day										lb/day					
Tractors/Loaders/Backhoes	1.7093	13.6960	12.7083	0.0540		0.5248	0.5248		0.4828	0.4828		5,220.6507	5,220.6507	1.6885		5,262.8623
Total	1.7093	13.6960	12.7083	0.0540		0.5248	0.5248		0.4828	0.4828		5,220.6507	5,220.6507	1.6885		5,262.8623

10.0 Stationary Equipment**Fire Pumps and Emergency Generators**

Equipment Type	Number	Hours/Day	Hours/Year	Horse Power	Load Factor	Fuel Type
----------------	--------	-----------	------------	-------------	-------------	-----------

Merrill Commerce Center (Phase B Operations - Trucks) - San Bernardino-South Coast County, Winter

Boilers

Equipment Type	Number	Heat Input/Day	Heat Input/Year	Boiler Rating	Fuel Type
----------------	--------	----------------	-----------------	---------------	-----------

User Defined Equipment

Equipment Type	Number
----------------	--------

11.0 Vegetation

This page intentionally left blank

APPENDIX 3.14:

CALEEMOD PHASE C OPERATIONS (TRUCKS) EMISSIONS MODEL OUTPUTS

Merrill Commerce Center (Phase C Operations - Trucks) - San Bernardino-South Coast County, Annual

Merrill Commerce Center (Phase C Operations - Trucks)
San Bernardino-South Coast County, Annual

1.0 Project Characteristics

1.1 Land Usage

Land Uses	Size	Metric	Lot Acreage	Floor Surface Area	Population
Industrial Park	1,441.00	1000sqft	55.10	1,441,000.00	0
Other Asphalt Surfaces	4.50	Acre	4.50	196,020.00	0

1.2 Other Project Characteristics

Urbanization	Urban	Wind Speed (m/s)	2.2	Precipitation Freq (Days)	32
Climate Zone	10			Operational Year	2026
Utility Company	Southern California Edison				
CO2 Intensity (lb/MWhr)	702.44	CH4 Intensity (lb/MWhr)	0.029	N2O Intensity (lb/MWhr)	0.006

1.3 User Entered Comments & Non-Default Data

Merrill Commerce Center (Phase C Operations - Trucks) - San Bernardino-South Coast County, Annual

Project Characteristics -

Land Use - PA1A=22.9 acres; PA3A=5.7 acres; PA4A=5.8 acres; PA5A=11.2 acres; PA6A=9.5 acres ROWD = 4.50 acres (total ROWD is 28.4 acres, the ROWD was split proportionally b/w each Phase)

Construction Phase - Operations Run Only.

Off-road Equipment - Operations Run Only.

Trips and VMT - Operations Run Only.

Vehicle Trips - Trip Rates based on information provided in the TIA (Urban Crossroads, 2019). Trip Length based on information provided in VMT Memo (Urban Crossroads, 2019)

Energy Use - The project will design building shells and building components to meet 2019 Title 24 Standards which expects 30% less energy for nonresidential uses.

Operational Off-Road Equipment - Based on SCAQMD High Cube Warehouse Truck Trip Study White Paper Summary of Business Survey Results (2014)

Fleet Mix - Truck Fleet Mix consist of LHDT1, MHDT, and HHDT

Vehicle Emission Factors - EMFAC2017

Vehicle Emission Factors - EMFAC2017

Vehicle Emission Factors - EMFAC2017

Table Name	Column Name	Default Value	New Value
tblConstructionPhase	NumDays	70.00	1.00
tblEnergyUse	LightingElect	3.66	2.56
tblEnergyUse	T24E	3.07	2.15
tblEnergyUse	T24NG	3.47	2.43
tblFleetMix	HHDT	0.07	0.62
tblFleetMix	LDA	0.56	0.00
tblFleetMix	LDT1	0.03	0.00
tblFleetMix	LDT2	0.18	0.00
tblFleetMix	LHD1	0.01	0.17
tblFleetMix	LHD2	4.5570e-003	0.00
tblFleetMix	MCY	5.5940e-003	0.00
tblFleetMix	MDV	0.11	0.00

Merrill Commerce Center (Phase C Operations - Trucks) - San Bernardino-South Coast County, Annual

tblFleetMix	MH	7.4500e-004	0.00
tblFleetMix	MHD	0.02	0.21
tblFleetMix	OBUS	1.3690e-003	0.00
tblFleetMix	SBUS	7.9300e-004	0.00
tblFleetMix	UBUS	1.4250e-003	0.00
tblLandUse	LotAcreage	33.08	55.10
tblOffRoadEquipment	OffRoadEquipmentUnitAmount	1.00	0.00
tblOffRoadEquipment	OffRoadEquipmentUnitAmount	3.00	0.00
tblOffRoadEquipment	OffRoadEquipmentUnitAmount	2.00	0.00
tblOperationalOffRoadEquipment	OperDaysPerYear	260.00	365.00
tblOperationalOffRoadEquipment	OperFuelType	Diesel	CNG
tblOperationalOffRoadEquipment	OperHorsePower	97.00	200.00
tblOperationalOffRoadEquipment	OperHoursPerDay	8.00	4.00
tblOperationalOffRoadEquipment	OperOffRoadEquipmentNumber	0.00	5.00
tblVehicleEF	HHD	0.92	0.03
tblVehicleEF	HHD	0.04	0.05
tblVehicleEF	HHD	0.07	0.00
tblVehicleEF	HHD	2.17	8.62
tblVehicleEF	HHD	0.53	0.33
tblVehicleEF	HHD	1.59	2.0270e-003
tblVehicleEF	HHD	6,400.87	1,349.94
tblVehicleEF	HHD	1,416.89	1,232.49
tblVehicleEF	HHD	5.07	0.02
tblVehicleEF	HHD	18.23	7.03
tblVehicleEF	HHD	1.21	2.11
tblVehicleEF	HHD	4.4310e-003	2.8590e-003
tblVehicleEF	HHD	0.06	0.06

Merrill Commerce Center (Phase C Operations - Trucks) - San Bernardino-South Coast County, Annual

tblVehicleEF	HHD	0.04	0.04
tblVehicleEF	HHD	5.1970e-003	0.03
tblVehicleEF	HHD	4.6000e-005	0.00
tblVehicleEF	HHD	4.2390e-003	2.7350e-003
tblVehicleEF	HHD	0.03	0.03
tblVehicleEF	HHD	8.8770e-003	8.9130e-003
tblVehicleEF	HHD	4.9720e-003	0.02
tblVehicleEF	HHD	4.3000e-005	0.00
tblVehicleEF	HHD	6.6000e-005	1.0000e-006
tblVehicleEF	HHD	2.4120e-003	4.5000e-005
tblVehicleEF	HHD	0.57	0.58
tblVehicleEF	HHD	4.1000e-005	1.0000e-006
tblVehicleEF	HHD	0.06	0.02
tblVehicleEF	HHD	1.5700e-004	2.2600e-004
tblVehicleEF	HHD	0.04	1.0000e-006
tblVehicleEF	HHD	0.06	0.01
tblVehicleEF	HHD	0.01	0.01
tblVehicleEF	HHD	7.7000e-005	0.00
tblVehicleEF	HHD	6.6000e-005	1.0000e-006
tblVehicleEF	HHD	2.4120e-003	4.5000e-005
tblVehicleEF	HHD	0.66	0.67
tblVehicleEF	HHD	4.1000e-005	1.0000e-006
tblVehicleEF	HHD	0.10	0.08
tblVehicleEF	HHD	1.5700e-004	2.2600e-004
tblVehicleEF	HHD	0.04	1.0000e-006
tblVehicleEF	HHD	0.87	0.03
tblVehicleEF	HHD	0.04	0.05

Merrill Commerce Center (Phase C Operations - Trucks) - San Bernardino-South Coast County, Annual

tblVehicleEF	HHD	0.07	0.00
tblVehicleEF	HHD	1.58	8.50
tblVehicleEF	HHD	0.53	0.33
tblVehicleEF	HHD	1.49	1.8980e-003
tblVehicleEF	HHD	6,781.16	1,333.02
tblVehicleEF	HHD	1,416.89	1,232.49
tblVehicleEF	HHD	5.07	0.02
tblVehicleEF	HHD	18.81	6.69
tblVehicleEF	HHD	1.14	1.99
tblVehicleEF	HHD	3.7360e-003	2.5230e-003
tblVehicleEF	HHD	0.06	0.06
tblVehicleEF	HHD	0.04	0.04
tblVehicleEF	HHD	5.1970e-003	0.03
tblVehicleEF	HHD	4.6000e-005	0.00
tblVehicleEF	HHD	3.5740e-003	2.4140e-003
tblVehicleEF	HHD	0.03	0.03
tblVehicleEF	HHD	8.8770e-003	8.9130e-003
tblVehicleEF	HHD	4.9720e-003	0.02
tblVehicleEF	HHD	4.3000e-005	0.00
tblVehicleEF	HHD	1.2600e-004	3.0000e-006
tblVehicleEF	HHD	2.6840e-003	5.3000e-005
tblVehicleEF	HHD	0.54	0.62
tblVehicleEF	HHD	8.7000e-005	2.0000e-006
tblVehicleEF	HHD	0.06	0.02
tblVehicleEF	HHD	1.5900e-004	2.3200e-004
tblVehicleEF	HHD	0.03	1.0000e-006
tblVehicleEF	HHD	0.06	0.01

Merrill Commerce Center (Phase C Operations - Trucks) - San Bernardino-South Coast County, Annual

tblVehicleEF	HHD	0.01	0.01
tblVehicleEF	HHD	7.5000e-005	0.00
tblVehicleEF	HHD	1.2600e-004	3.0000e-006
tblVehicleEF	HHD	2.6840e-003	5.3000e-005
tblVehicleEF	HHD	0.62	0.70
tblVehicleEF	HHD	8.7000e-005	2.0000e-006
tblVehicleEF	HHD	0.10	0.08
tblVehicleEF	HHD	1.5900e-004	2.3200e-004
tblVehicleEF	HHD	0.04	1.0000e-006
tblVehicleEF	HHD	0.99	0.02
tblVehicleEF	HHD	0.04	9.1900e-004
tblVehicleEF	HHD	0.07	0.00
tblVehicleEF	HHD	2.99	8.71
tblVehicleEF	HHD	0.53	0.18
tblVehicleEF	HHD	1.57	1.9980e-003
tblVehicleEF	HHD	5,875.72	1,360.46
tblVehicleEF	HHD	1,416.89	1,196.04
tblVehicleEF	HHD	5.07	0.02
tblVehicleEF	HHD	17.42	7.42
tblVehicleEF	HHD	1.19	2.06
tblVehicleEF	HHD	5.3910e-003	3.2050e-003
tblVehicleEF	HHD	0.06	0.06
tblVehicleEF	HHD	0.04	0.04
tblVehicleEF	HHD	5.1970e-003	0.03
tblVehicleEF	HHD	4.6000e-005	0.00
tblVehicleEF	HHD	5.1580e-003	3.0660e-003
tblVehicleEF	HHD	0.03	0.03

Merrill Commerce Center (Phase C Operations - Trucks) - San Bernardino-South Coast County, Annual

tblVehicleEF	HHD	8.8770e-003	8.8160e-003
tblVehicleEF	HHD	4.9720e-003	0.02
tblVehicleEF	HHD	4.3000e-005	0.00
tblVehicleEF	HHD	6.3000e-005	2.0000e-006
tblVehicleEF	HHD	2.5730e-003	5.3000e-005
tblVehicleEF	HHD	0.62	0.53
tblVehicleEF	HHD	4.0000e-005	1.0000e-006
tblVehicleEF	HHD	0.06	0.02
tblVehicleEF	HHD	1.7100e-004	2.3800e-004
tblVehicleEF	HHD	0.03	1.0000e-006
tblVehicleEF	HHD	0.06	0.01
tblVehicleEF	HHD	0.01	0.01
tblVehicleEF	HHD	7.6000e-005	0.00
tblVehicleEF	HHD	6.3000e-005	2.0000e-006
tblVehicleEF	HHD	2.5730e-003	5.3000e-005
tblVehicleEF	HHD	0.71	0.61
tblVehicleEF	HHD	4.0000e-005	1.0000e-006
tblVehicleEF	HHD	0.10	0.02
tblVehicleEF	HHD	1.7100e-004	2.3800e-004
tblVehicleEF	HHD	0.04	1.0000e-006
tblVehicleEF	LDA	2.9340e-003	1.5350e-003
tblVehicleEF	LDA	3.4150e-003	0.04
tblVehicleEF	LDA	0.45	0.51
tblVehicleEF	LDA	0.84	1.86
tblVehicleEF	LDA	213.43	230.85
tblVehicleEF	LDA	48.75	47.39
tblVehicleEF	LDA	0.04	0.03

Merrill Commerce Center (Phase C Operations - Trucks) - San Bernardino-South Coast County, Annual

tblVehicleEF	LDA	1.5620e-003	1.2160e-003
tblVehicleEF	LDA	2.2010e-003	1.5800e-003
tblVehicleEF	LDA	1.4380e-003	1.1200e-003
tblVehicleEF	LDA	2.0240e-003	1.4530e-003
tblVehicleEF	LDA	0.03	0.05
tblVehicleEF	LDA	0.08	0.08
tblVehicleEF	LDA	0.03	0.04
tblVehicleEF	LDA	7.3520e-003	5.4470e-003
tblVehicleEF	LDA	0.03	0.19
tblVehicleEF	LDA	0.05	0.16
tblVehicleEF	LDA	2.1370e-003	2.2840e-003
tblVehicleEF	LDA	5.0100e-004	4.6900e-004
tblVehicleEF	LDA	0.03	0.05
tblVehicleEF	LDA	0.08	0.08
tblVehicleEF	LDA	0.03	0.04
tblVehicleEF	LDA	0.01	7.9200e-003
tblVehicleEF	LDA	0.03	0.19
tblVehicleEF	LDA	0.05	0.17
tblVehicleEF	LDA	3.3380e-003	1.7620e-003
tblVehicleEF	LDA	2.8490e-003	0.03
tblVehicleEF	LDA	0.55	0.62
tblVehicleEF	LDA	0.69	1.55
tblVehicleEF	LDA	233.44	252.00
tblVehicleEF	LDA	48.75	46.82
tblVehicleEF	LDA	0.03	0.02
tblVehicleEF	LDA	1.5620e-003	1.2160e-003
tblVehicleEF	LDA	2.2010e-003	1.5800e-003

Merrill Commerce Center (Phase C Operations - Trucks) - San Bernardino-South Coast County, Annual

tblVehicleEF	LDA	1.4380e-003	1.1200e-003
tblVehicleEF	LDA	2.0240e-003	1.4530e-003
tblVehicleEF	LDA	0.07	0.09
tblVehicleEF	LDA	0.09	0.09
tblVehicleEF	LDA	0.06	0.08
tblVehicleEF	LDA	8.3500e-003	6.1750e-003
tblVehicleEF	LDA	0.03	0.19
tblVehicleEF	LDA	0.04	0.13
tblVehicleEF	LDA	2.3380e-003	2.4930e-003
tblVehicleEF	LDA	4.9900e-004	4.6300e-004
tblVehicleEF	LDA	0.07	0.09
tblVehicleEF	LDA	0.09	0.09
tblVehicleEF	LDA	0.06	0.08
tblVehicleEF	LDA	0.01	8.9820e-003
tblVehicleEF	LDA	0.03	0.19
tblVehicleEF	LDA	0.04	0.15
tblVehicleEF	LDA	2.8580e-003	1.4980e-003
tblVehicleEF	LDA	3.3970e-003	0.04
tblVehicleEF	LDA	0.42	0.48
tblVehicleEF	LDA	0.83	1.83
tblVehicleEF	LDA	208.70	225.89
tblVehicleEF	LDA	48.75	47.34
tblVehicleEF	LDA	0.03	0.02
tblVehicleEF	LDA	1.5620e-003	1.2160e-003
tblVehicleEF	LDA	2.2010e-003	1.5800e-003
tblVehicleEF	LDA	1.4380e-003	1.1200e-003
tblVehicleEF	LDA	2.0240e-003	1.4530e-003

Merrill Commerce Center (Phase C Operations - Trucks) - San Bernardino-South Coast County, Annual

tblVehicleEF	LDA	0.03	0.05
tblVehicleEF	LDA	0.09	0.09
tblVehicleEF	LDA	0.02	0.04
tblVehicleEF	LDA	7.1620e-003	5.3110e-003
tblVehicleEF	LDA	0.03	0.21
tblVehicleEF	LDA	0.05	0.16
tblVehicleEF	LDA	2.0890e-003	2.2350e-003
tblVehicleEF	LDA	5.0100e-004	4.6800e-004
tblVehicleEF	LDA	0.03	0.05
tblVehicleEF	LDA	0.09	0.09
tblVehicleEF	LDA	0.02	0.04
tblVehicleEF	LDA	0.01	7.7210e-003
tblVehicleEF	LDA	0.03	0.21
tblVehicleEF	LDA	0.05	0.17
tblVehicleEF	LDT1	8.7020e-003	3.9900e-003
tblVehicleEF	LDT1	0.01	0.06
tblVehicleEF	LDT1	1.05	0.92
tblVehicleEF	LDT1	2.38	2.06
tblVehicleEF	LDT1	274.34	275.61
tblVehicleEF	LDT1	62.78	57.91
tblVehicleEF	LDT1	0.11	0.07
tblVehicleEF	LDT1	2.2560e-003	1.6110e-003
tblVehicleEF	LDT1	3.0920e-003	2.1360e-003
tblVehicleEF	LDT1	2.0770e-003	1.4820e-003
tblVehicleEF	LDT1	2.8430e-003	1.9640e-003
tblVehicleEF	LDT1	0.14	0.13
tblVehicleEF	LDT1	0.25	0.19

Merrill Commerce Center (Phase C Operations - Trucks) - San Bernardino-South Coast County, Annual

tblVehicleEF	LDT1	0.10	0.10
tblVehicleEF	LDT1	0.02	0.02
tblVehicleEF	LDT1	0.16	0.64
tblVehicleEF	LDT1	0.16	0.28
tblVehicleEF	LDT1	2.7560e-003	2.7270e-003
tblVehicleEF	LDT1	6.6900e-004	5.7300e-004
tblVehicleEF	LDT1	0.14	0.13
tblVehicleEF	LDT1	0.25	0.19
tblVehicleEF	LDT1	0.10	0.10
tblVehicleEF	LDT1	0.03	0.02
tblVehicleEF	LDT1	0.16	0.64
tblVehicleEF	LDT1	0.18	0.31
tblVehicleEF	LDT1	9.8170e-003	4.5340e-003
tblVehicleEF	LDT1	9.8840e-003	0.05
tblVehicleEF	LDT1	1.26	1.12
tblVehicleEF	LDT1	1.96	1.71
tblVehicleEF	LDT1	299.03	297.62
tblVehicleEF	LDT1	62.78	57.21
tblVehicleEF	LDT1	0.10	0.07
tblVehicleEF	LDT1	2.2560e-003	1.6110e-003
tblVehicleEF	LDT1	3.0920e-003	2.1360e-003
tblVehicleEF	LDT1	2.0770e-003	1.4820e-003
tblVehicleEF	LDT1	2.8430e-003	1.9640e-003
tblVehicleEF	LDT1	0.29	0.28
tblVehicleEF	LDT1	0.31	0.23
tblVehicleEF	LDT1	0.21	0.21
tblVehicleEF	LDT1	0.02	0.02

Merrill Commerce Center (Phase C Operations - Trucks) - San Bernardino-South Coast County, Annual

tblVehicleEF	LDT1	0.16	0.64
tblVehicleEF	LDT1	0.13	0.23
tblVehicleEF	LDT1	3.0060e-003	2.9450e-003
tblVehicleEF	LDT1	6.6200e-004	5.6600e-004
tblVehicleEF	LDT1	0.29	0.28
tblVehicleEF	LDT1	0.31	0.23
tblVehicleEF	LDT1	0.21	0.21
tblVehicleEF	LDT1	0.04	0.03
tblVehicleEF	LDT1	0.16	0.64
tblVehicleEF	LDT1	0.15	0.26
tblVehicleEF	LDT1	8.4830e-003	3.9000e-003
tblVehicleEF	LDT1	0.01	0.06
tblVehicleEF	LDT1	1.00	0.88
tblVehicleEF	LDT1	2.35	2.02
tblVehicleEF	LDT1	268.53	270.39
tblVehicleEF	LDT1	62.78	57.85
tblVehicleEF	LDT1	0.10	0.07
tblVehicleEF	LDT1	2.2560e-003	1.6110e-003
tblVehicleEF	LDT1	3.0920e-003	2.1360e-003
tblVehicleEF	LDT1	2.0770e-003	1.4820e-003
tblVehicleEF	LDT1	2.8430e-003	1.9640e-003
tblVehicleEF	LDT1	0.14	0.14
tblVehicleEF	LDT1	0.29	0.21
tblVehicleEF	LDT1	0.09	0.09
tblVehicleEF	LDT1	0.02	0.02
tblVehicleEF	LDT1	0.19	0.75
tblVehicleEF	LDT1	0.16	0.28

Merrill Commerce Center (Phase C Operations - Trucks) - San Bernardino-South Coast County, Annual

tblVehicleEF	LDT1	2.6970e-003	2.6760e-003
tblVehicleEF	LDT1	6.6900e-004	5.7200e-004
tblVehicleEF	LDT1	0.14	0.14
tblVehicleEF	LDT1	0.29	0.21
tblVehicleEF	LDT1	0.09	0.09
tblVehicleEF	LDT1	0.03	0.02
tblVehicleEF	LDT1	0.19	0.75
tblVehicleEF	LDT1	0.17	0.30
tblVehicleEF	LDT2	4.5410e-003	2.7750e-003
tblVehicleEF	LDT2	5.2250e-003	0.05
tblVehicleEF	LDT2	0.64	0.72
tblVehicleEF	LDT2	1.19	2.40
tblVehicleEF	LDT2	304.81	286.47
tblVehicleEF	LDT2	69.08	60.44
tblVehicleEF	LDT2	0.06	0.05
tblVehicleEF	LDT2	1.7220e-003	1.3040e-003
tblVehicleEF	LDT2	2.4350e-003	1.6720e-003
tblVehicleEF	LDT2	1.5840e-003	1.2000e-003
tblVehicleEF	LDT2	2.2390e-003	1.5370e-003
tblVehicleEF	LDT2	0.05	0.09
tblVehicleEF	LDT2	0.10	0.12
tblVehicleEF	LDT2	0.04	0.07
tblVehicleEF	LDT2	0.01	0.01
tblVehicleEF	LDT2	0.06	0.41
tblVehicleEF	LDT2	0.07	0.25
tblVehicleEF	LDT2	3.0530e-003	2.8340e-003
tblVehicleEF	LDT2	7.1100e-004	5.9800e-004

Merrill Commerce Center (Phase C Operations - Trucks) - San Bernardino-South Coast County, Annual

tblVehicleEF	LDT2	0.05	0.09
tblVehicleEF	LDT2	0.10	0.12
tblVehicleEF	LDT2	0.04	0.07
tblVehicleEF	LDT2	0.02	0.02
tblVehicleEF	LDT2	0.06	0.41
tblVehicleEF	LDT2	0.08	0.27
tblVehicleEF	LDT2	5.1490e-003	3.1730e-003
tblVehicleEF	LDT2	4.3640e-003	0.05
tblVehicleEF	LDT2	0.78	0.88
tblVehicleEF	LDT2	0.99	1.99
tblVehicleEF	LDT2	332.67	307.21
tblVehicleEF	LDT2	69.08	59.66
tblVehicleEF	LDT2	0.05	0.05
tblVehicleEF	LDT2	1.7220e-003	1.3040e-003
tblVehicleEF	LDT2	2.4350e-003	1.6720e-003
tblVehicleEF	LDT2	1.5840e-003	1.2000e-003
tblVehicleEF	LDT2	2.2390e-003	1.5370e-003
tblVehicleEF	LDT2	0.11	0.17
tblVehicleEF	LDT2	0.12	0.14
tblVehicleEF	LDT2	0.09	0.15
tblVehicleEF	LDT2	0.01	0.01
tblVehicleEF	LDT2	0.06	0.41
tblVehicleEF	LDT2	0.06	0.21
tblVehicleEF	LDT2	3.3330e-003	3.0390e-003
tblVehicleEF	LDT2	7.0700e-004	5.9000e-004
tblVehicleEF	LDT2	0.11	0.17
tblVehicleEF	LDT2	0.12	0.14

Merrill Commerce Center (Phase C Operations - Trucks) - San Bernardino-South Coast County, Annual

tblVehicleEF	LDT2	0.09	0.15
tblVehicleEF	LDT2	0.02	0.02
tblVehicleEF	LDT2	0.06	0.41
tblVehicleEF	LDT2	0.06	0.23
tblVehicleEF	LDT2	4.4250e-003	2.7100e-003
tblVehicleEF	LDT2	5.1960e-003	0.05
tblVehicleEF	LDT2	0.60	0.68
tblVehicleEF	LDT2	1.17	2.36
tblVehicleEF	LDT2	298.26	281.56
tblVehicleEF	LDT2	69.08	60.37
tblVehicleEF	LDT2	0.06	0.05
tblVehicleEF	LDT2	1.7220e-003	1.3040e-003
tblVehicleEF	LDT2	2.4350e-003	1.6720e-003
tblVehicleEF	LDT2	1.5840e-003	1.2000e-003
tblVehicleEF	LDT2	2.2390e-003	1.5370e-003
tblVehicleEF	LDT2	0.05	0.08
tblVehicleEF	LDT2	0.11	0.13
tblVehicleEF	LDT2	0.04	0.07
tblVehicleEF	LDT2	0.01	0.01
tblVehicleEF	LDT2	0.07	0.48
tblVehicleEF	LDT2	0.07	0.25
tblVehicleEF	LDT2	2.9870e-003	2.7850e-003
tblVehicleEF	LDT2	7.1000e-004	5.9700e-004
tblVehicleEF	LDT2	0.05	0.08
tblVehicleEF	LDT2	0.11	0.13
tblVehicleEF	LDT2	0.04	0.07
tblVehicleEF	LDT2	0.02	0.02

Merrill Commerce Center (Phase C Operations - Trucks) - San Bernardino-South Coast County, Annual

tblVehicleEF	LDT2	0.07	0.48
tblVehicleEF	LDT2	0.08	0.27
tblVehicleEF	LHD1	4.5150e-003	4.3860e-003
tblVehicleEF	LHD1	8.0690e-003	4.3340e-003
tblVehicleEF	LHD1	0.02	0.01
tblVehicleEF	LHD1	0.14	0.17
tblVehicleEF	LHD1	0.74	0.58
tblVehicleEF	LHD1	2.07	0.92
tblVehicleEF	LHD1	9.20	9.02
tblVehicleEF	LHD1	588.15	612.33
tblVehicleEF	LHD1	28.17	10.03
tblVehicleEF	LHD1	0.08	0.07
tblVehicleEF	LHD1	1.54	1.01
tblVehicleEF	LHD1	9.4500e-004	9.9000e-004
tblVehicleEF	LHD1	0.01	0.01
tblVehicleEF	LHD1	0.01	8.8180e-003
tblVehicleEF	LHD1	7.9100e-004	2.2400e-004
tblVehicleEF	LHD1	9.0400e-004	9.4700e-004
tblVehicleEF	LHD1	2.5790e-003	2.5040e-003
tblVehicleEF	LHD1	0.01	8.4140e-003
tblVehicleEF	LHD1	7.2700e-004	2.0600e-004
tblVehicleEF	LHD1	3.2690e-003	2.5580e-003
tblVehicleEF	LHD1	0.10	0.07
tblVehicleEF	LHD1	0.02	0.02
tblVehicleEF	LHD1	1.6680e-003	1.2900e-003
tblVehicleEF	LHD1	0.07	0.05
tblVehicleEF	LHD1	0.34	0.52

Merrill Commerce Center (Phase C Operations - Trucks) - San Bernardino-South Coast County, Annual

tblVehicleEF	LHD1	0.21	0.06
tblVehicleEF	LHD1	9.1000e-005	8.7000e-005
tblVehicleEF	LHD1	5.7560e-003	5.9570e-003
tblVehicleEF	LHD1	3.2100e-004	9.9000e-005
tblVehicleEF	LHD1	3.2690e-003	2.5580e-003
tblVehicleEF	LHD1	0.10	0.07
tblVehicleEF	LHD1	0.02	0.03
tblVehicleEF	LHD1	1.6680e-003	1.2900e-003
tblVehicleEF	LHD1	0.08	0.06
tblVehicleEF	LHD1	0.34	0.52
tblVehicleEF	LHD1	0.23	0.07
tblVehicleEF	LHD1	4.5150e-003	4.4000e-003
tblVehicleEF	LHD1	8.2390e-003	4.4160e-003
tblVehicleEF	LHD1	0.01	0.01
tblVehicleEF	LHD1	0.14	0.17
tblVehicleEF	LHD1	0.75	0.59
tblVehicleEF	LHD1	1.94	0.86
tblVehicleEF	LHD1	9.20	9.02
tblVehicleEF	LHD1	588.15	612.35
tblVehicleEF	LHD1	28.17	9.93
tblVehicleEF	LHD1	0.08	0.07
tblVehicleEF	LHD1	1.44	0.94
tblVehicleEF	LHD1	9.4500e-004	9.9000e-004
tblVehicleEF	LHD1	0.01	0.01
tblVehicleEF	LHD1	0.01	8.8180e-003
tblVehicleEF	LHD1	7.9100e-004	2.2400e-004
tblVehicleEF	LHD1	9.0400e-004	9.4700e-004

Merrill Commerce Center (Phase C Operations - Trucks) - San Bernardino-South Coast County, Annual

tblVehicleEF	LHD1	2.5790e-003	2.5040e-003
tblVehicleEF	LHD1	0.01	8.4140e-003
tblVehicleEF	LHD1	7.2700e-004	2.0600e-004
tblVehicleEF	LHD1	6.3950e-003	5.0260e-003
tblVehicleEF	LHD1	0.12	0.09
tblVehicleEF	LHD1	0.02	0.02
tblVehicleEF	LHD1	3.6780e-003	2.8810e-003
tblVehicleEF	LHD1	0.07	0.05
tblVehicleEF	LHD1	0.35	0.53
tblVehicleEF	LHD1	0.20	0.06
tblVehicleEF	LHD1	9.1000e-005	8.7000e-005
tblVehicleEF	LHD1	5.7570e-003	5.9580e-003
tblVehicleEF	LHD1	3.1800e-004	9.8000e-005
tblVehicleEF	LHD1	6.3950e-003	5.0260e-003
tblVehicleEF	LHD1	0.12	0.09
tblVehicleEF	LHD1	0.02	0.03
tblVehicleEF	LHD1	3.6780e-003	2.8810e-003
tblVehicleEF	LHD1	0.08	0.06
tblVehicleEF	LHD1	0.35	0.53
tblVehicleEF	LHD1	0.22	0.06
tblVehicleEF	LHD1	4.5150e-003	4.3890e-003
tblVehicleEF	LHD1	8.0880e-003	4.3430e-003
tblVehicleEF	LHD1	0.02	0.01
tblVehicleEF	LHD1	0.14	0.17
tblVehicleEF	LHD1	0.74	0.58
tblVehicleEF	LHD1	2.04	0.90
tblVehicleEF	LHD1	9.20	9.02

Merrill Commerce Center (Phase C Operations - Trucks) - San Bernardino-South Coast County, Annual

tblVehicleEF	LHD1	588.15	612.33
tblVehicleEF	LHD1	28.17	10.01
tblVehicleEF	LHD1	0.08	0.07
tblVehicleEF	LHD1	1.51	0.99
tblVehicleEF	LHD1	9.4500e-004	9.9000e-004
tblVehicleEF	LHD1	0.01	0.01
tblVehicleEF	LHD1	0.01	8.8180e-003
tblVehicleEF	LHD1	7.9100e-004	2.2400e-004
tblVehicleEF	LHD1	9.0400e-004	9.4700e-004
tblVehicleEF	LHD1	2.5790e-003	2.5040e-003
tblVehicleEF	LHD1	0.01	8.4140e-003
tblVehicleEF	LHD1	7.2700e-004	2.0600e-004
tblVehicleEF	LHD1	3.4680e-003	2.7570e-003
tblVehicleEF	LHD1	0.12	0.09
tblVehicleEF	LHD1	0.02	0.02
tblVehicleEF	LHD1	1.6320e-003	1.2680e-003
tblVehicleEF	LHD1	0.07	0.05
tblVehicleEF	LHD1	0.37	0.56
tblVehicleEF	LHD1	0.21	0.06
tblVehicleEF	LHD1	9.1000e-005	8.7000e-005
tblVehicleEF	LHD1	5.7560e-003	5.9570e-003
tblVehicleEF	LHD1	3.2000e-004	9.9000e-005
tblVehicleEF	LHD1	3.4680e-003	2.7570e-003
tblVehicleEF	LHD1	0.12	0.09
tblVehicleEF	LHD1	0.02	0.03
tblVehicleEF	LHD1	1.6320e-003	1.2680e-003
tblVehicleEF	LHD1	0.08	0.06

Merrill Commerce Center (Phase C Operations - Trucks) - San Bernardino-South Coast County, Annual

tblVehicleEF	LHD1	0.37	0.56
tblVehicleEF	LHD1	0.22	0.07
tblVehicleEF	LHD2	3.0190e-003	2.9450e-003
tblVehicleEF	LHD2	3.0020e-003	3.0680e-003
tblVehicleEF	LHD2	5.3750e-003	7.2680e-003
tblVehicleEF	LHD2	0.12	0.13
tblVehicleEF	LHD2	0.32	0.39
tblVehicleEF	LHD2	0.99	0.52
tblVehicleEF	LHD2	14.02	14.10
tblVehicleEF	LHD2	590.99	612.80
tblVehicleEF	LHD2	23.05	7.09
tblVehicleEF	LHD2	0.09	0.10
tblVehicleEF	LHD2	0.79	1.09
tblVehicleEF	LHD2	1.1800e-003	1.4530e-003
tblVehicleEF	LHD2	0.01	0.01
tblVehicleEF	LHD2	9.5980e-003	0.01
tblVehicleEF	LHD2	3.5700e-004	1.0800e-004
tblVehicleEF	LHD2	1.1290e-003	1.3900e-003
tblVehicleEF	LHD2	2.7000e-003	2.7060e-003
tblVehicleEF	LHD2	9.1720e-003	0.01
tblVehicleEF	LHD2	3.2900e-004	1.0000e-004
tblVehicleEF	LHD2	1.0100e-003	1.2570e-003
tblVehicleEF	LHD2	0.03	0.04
tblVehicleEF	LHD2	0.01	0.02
tblVehicleEF	LHD2	5.7600e-004	6.9200e-004
tblVehicleEF	LHD2	0.04	0.05
tblVehicleEF	LHD2	0.06	0.22

Merrill Commerce Center (Phase C Operations - Trucks) - San Bernardino-South Coast County, Annual

tblVehicleEF	LHD2	0.07	0.04
tblVehicleEF	LHD2	1.3700e-004	1.3500e-004
tblVehicleEF	LHD2	5.7450e-003	5.9080e-003
tblVehicleEF	LHD2	2.4800e-004	7.0000e-005
tblVehicleEF	LHD2	1.0100e-003	1.2570e-003
tblVehicleEF	LHD2	0.03	0.04
tblVehicleEF	LHD2	0.02	0.02
tblVehicleEF	LHD2	5.7600e-004	6.9200e-004
tblVehicleEF	LHD2	0.05	0.06
tblVehicleEF	LHD2	0.06	0.22
tblVehicleEF	LHD2	0.08	0.04
tblVehicleEF	LHD2	3.0190e-003	2.9540e-003
tblVehicleEF	LHD2	3.0350e-003	3.0940e-003
tblVehicleEF	LHD2	5.1530e-003	6.9430e-003
tblVehicleEF	LHD2	0.12	0.13
tblVehicleEF	LHD2	0.32	0.40
tblVehicleEF	LHD2	0.93	0.49
tblVehicleEF	LHD2	14.02	14.10
tblVehicleEF	LHD2	590.99	612.80
tblVehicleEF	LHD2	23.05	7.04
tblVehicleEF	LHD2	0.09	0.10
tblVehicleEF	LHD2	0.74	1.03
tblVehicleEF	LHD2	1.1800e-003	1.4530e-003
tblVehicleEF	LHD2	0.01	0.01
tblVehicleEF	LHD2	9.5980e-003	0.01
tblVehicleEF	LHD2	3.5700e-004	1.0800e-004
tblVehicleEF	LHD2	1.1290e-003	1.3900e-003

Merrill Commerce Center (Phase C Operations - Trucks) - San Bernardino-South Coast County, Annual

tblVehicleEF	LHD2	2.7000e-003	2.7060e-003
tblVehicleEF	LHD2	9.1720e-003	0.01
tblVehicleEF	LHD2	3.2900e-004	1.0000e-004
tblVehicleEF	LHD2	1.9350e-003	2.4210e-003
tblVehicleEF	LHD2	0.03	0.04
tblVehicleEF	LHD2	0.01	0.02
tblVehicleEF	LHD2	1.2190e-003	1.4810e-003
tblVehicleEF	LHD2	0.04	0.05
tblVehicleEF	LHD2	0.06	0.22
tblVehicleEF	LHD2	0.07	0.03
tblVehicleEF	LHD2	1.3700e-004	1.3500e-004
tblVehicleEF	LHD2	5.7450e-003	5.9080e-003
tblVehicleEF	LHD2	2.4700e-004	7.0000e-005
tblVehicleEF	LHD2	1.9350e-003	2.4210e-003
tblVehicleEF	LHD2	0.03	0.04
tblVehicleEF	LHD2	0.02	0.02
tblVehicleEF	LHD2	1.2190e-003	1.4810e-003
tblVehicleEF	LHD2	0.05	0.06
tblVehicleEF	LHD2	0.06	0.22
tblVehicleEF	LHD2	0.08	0.04
tblVehicleEF	LHD2	3.0190e-003	2.9470e-003
tblVehicleEF	LHD2	3.0060e-003	3.0710e-003
tblVehicleEF	LHD2	5.3330e-003	7.2070e-003
tblVehicleEF	LHD2	0.12	0.13
tblVehicleEF	LHD2	0.32	0.39
tblVehicleEF	LHD2	0.97	0.52
tblVehicleEF	LHD2	14.02	14.10

Merrill Commerce Center (Phase C Operations - Trucks) - San Bernardino-South Coast County, Annual

tblVehicleEF	LHD2	590.99	612.80
tblVehicleEF	LHD2	23.05	7.08
tblVehicleEF	LHD2	0.09	0.10
tblVehicleEF	LHD2	0.77	1.07
tblVehicleEF	LHD2	1.1800e-003	1.4530e-003
tblVehicleEF	LHD2	0.01	0.01
tblVehicleEF	LHD2	9.5980e-003	0.01
tblVehicleEF	LHD2	3.5700e-004	1.0800e-004
tblVehicleEF	LHD2	1.1290e-003	1.3900e-003
tblVehicleEF	LHD2	2.7000e-003	2.7060e-003
tblVehicleEF	LHD2	9.1720e-003	0.01
tblVehicleEF	LHD2	3.2900e-004	1.0000e-004
tblVehicleEF	LHD2	1.0020e-003	1.2650e-003
tblVehicleEF	LHD2	0.03	0.04
tblVehicleEF	LHD2	0.01	0.02
tblVehicleEF	LHD2	5.6100e-004	6.7200e-004
tblVehicleEF	LHD2	0.04	0.05
tblVehicleEF	LHD2	0.07	0.24
tblVehicleEF	LHD2	0.07	0.03
tblVehicleEF	LHD2	1.3700e-004	1.3500e-004
tblVehicleEF	LHD2	5.7450e-003	5.9080e-003
tblVehicleEF	LHD2	2.4800e-004	7.0000e-005
tblVehicleEF	LHD2	1.0020e-003	1.2650e-003
tblVehicleEF	LHD2	0.03	0.04
tblVehicleEF	LHD2	0.02	0.02
tblVehicleEF	LHD2	5.6100e-004	6.7200e-004
tblVehicleEF	LHD2	0.05	0.06

Merrill Commerce Center (Phase C Operations - Trucks) - San Bernardino-South Coast County, Annual

tblVehicleEF	LHD2	0.07	0.24
tblVehicleEF	LHD2	0.08	0.04
tblVehicleEF	MCY	0.44	0.32
tblVehicleEF	MCY	0.15	0.25
tblVehicleEF	MCY	19.12	19.37
tblVehicleEF	MCY	10.00	8.87
tblVehicleEF	MCY	170.19	210.88
tblVehicleEF	MCY	44.81	60.33
tblVehicleEF	MCY	1.15	1.15
tblVehicleEF	MCY	2.0020e-003	1.9620e-003
tblVehicleEF	MCY	3.3000e-003	2.8020e-003
tblVehicleEF	MCY	1.8700e-003	1.8320e-003
tblVehicleEF	MCY	3.0980e-003	2.6300e-003
tblVehicleEF	MCY	1.43	1.45
tblVehicleEF	MCY	0.79	0.81
tblVehicleEF	MCY	0.77	0.78
tblVehicleEF	MCY	2.17	2.18
tblVehicleEF	MCY	0.44	1.74
tblVehicleEF	MCY	2.11	1.87
tblVehicleEF	MCY	2.0780e-003	2.0870e-003
tblVehicleEF	MCY	6.7400e-004	5.9700e-004
tblVehicleEF	MCY	1.43	1.45
tblVehicleEF	MCY	0.79	0.81
tblVehicleEF	MCY	0.77	0.78
tblVehicleEF	MCY	2.69	2.70
tblVehicleEF	MCY	0.44	1.74
tblVehicleEF	MCY	2.29	2.03

Merrill Commerce Center (Phase C Operations - Trucks) - San Bernardino-South Coast County, Annual

tblVehicleEF	MCY	0.43	0.32
tblVehicleEF	MCY	0.13	0.21
tblVehicleEF	MCY	19.26	19.51
tblVehicleEF	MCY	9.04	7.97
tblVehicleEF	MCY	170.19	210.93
tblVehicleEF	MCY	44.81	58.05
tblVehicleEF	MCY	0.98	0.98
tblVehicleEF	MCY	2.0020e-003	1.9620e-003
tblVehicleEF	MCY	3.3000e-003	2.8020e-003
tblVehicleEF	MCY	1.8700e-003	1.8320e-003
tblVehicleEF	MCY	3.0980e-003	2.6300e-003
tblVehicleEF	MCY	3.08	3.13
tblVehicleEF	MCY	1.21	1.26
tblVehicleEF	MCY	2.05	2.08
tblVehicleEF	MCY	2.12	2.13
tblVehicleEF	MCY	0.44	1.74
tblVehicleEF	MCY	1.82	1.60
tblVehicleEF	MCY	2.0780e-003	2.0870e-003
tblVehicleEF	MCY	6.4900e-004	5.7400e-004
tblVehicleEF	MCY	3.08	3.13
tblVehicleEF	MCY	1.21	1.26
tblVehicleEF	MCY	2.05	2.08
tblVehicleEF	MCY	2.64	2.64
tblVehicleEF	MCY	0.44	1.74
tblVehicleEF	MCY	1.98	1.75
tblVehicleEF	MCY	0.44	0.32
tblVehicleEF	MCY	0.15	0.24

Merrill Commerce Center (Phase C Operations - Trucks) - San Bernardino-South Coast County, Annual

tblVehicleEF	MCY	18.32	18.54
tblVehicleEF	MCY	9.65	8.53
tblVehicleEF	MCY	170.19	209.44
tblVehicleEF	MCY	44.81	59.57
tblVehicleEF	MCY	1.11	1.11
tblVehicleEF	MCY	2.0020e-003	1.9620e-003
tblVehicleEF	MCY	3.3000e-003	2.8020e-003
tblVehicleEF	MCY	1.8700e-003	1.8320e-003
tblVehicleEF	MCY	3.0980e-003	2.6300e-003
tblVehicleEF	MCY	1.68	1.70
tblVehicleEF	MCY	1.05	1.07
tblVehicleEF	MCY	0.69	0.70
tblVehicleEF	MCY	2.14	2.14
tblVehicleEF	MCY	0.50	2.00
tblVehicleEF	MCY	2.04	1.80
tblVehicleEF	MCY	2.0640e-003	2.0730e-003
tblVehicleEF	MCY	6.6600e-004	5.9000e-004
tblVehicleEF	MCY	1.68	1.70
tblVehicleEF	MCY	1.05	1.07
tblVehicleEF	MCY	0.69	0.70
tblVehicleEF	MCY	2.65	2.66
tblVehicleEF	MCY	0.50	2.00
tblVehicleEF	MCY	2.22	1.96
tblVehicleEF	MDV	8.5490e-003	3.4430e-003
tblVehicleEF	MDV	0.01	0.06
tblVehicleEF	MDV	0.97	0.80
tblVehicleEF	MDV	2.26	2.68

Merrill Commerce Center (Phase C Operations - Trucks) - San Bernardino-South Coast County, Annual

tblVehicleEF	MDV	424.40	358.68
tblVehicleEF	MDV	95.54	75.12
tblVehicleEF	MDV	0.12	0.07
tblVehicleEF	MDV	1.7550e-003	1.3620e-003
tblVehicleEF	MDV	2.3950e-003	1.6900e-003
tblVehicleEF	MDV	1.6170e-003	1.2560e-003
tblVehicleEF	MDV	2.2020e-003	1.5540e-003
tblVehicleEF	MDV	0.09	0.11
tblVehicleEF	MDV	0.18	0.15
tblVehicleEF	MDV	0.08	0.09
tblVehicleEF	MDV	0.02	0.01
tblVehicleEF	MDV	0.10	0.46
tblVehicleEF	MDV	0.17	0.31
tblVehicleEF	MDV	4.2490e-003	3.5450e-003
tblVehicleEF	MDV	9.9500e-004	7.4300e-004
tblVehicleEF	MDV	0.09	0.11
tblVehicleEF	MDV	0.18	0.15
tblVehicleEF	MDV	0.08	0.09
tblVehicleEF	MDV	0.03	0.02
tblVehicleEF	MDV	0.10	0.46
tblVehicleEF	MDV	0.18	0.34
tblVehicleEF	MDV	9.6990e-003	3.9420e-003
tblVehicleEF	MDV	0.01	0.06
tblVehicleEF	MDV	1.19	0.97
tblVehicleEF	MDV	1.87	2.22
tblVehicleEF	MDV	461.94	380.41
tblVehicleEF	MDV	95.54	74.23

Merrill Commerce Center (Phase C Operations - Trucks) - San Bernardino-South Coast County, Annual

tblVehicleEF	MDV	0.10	0.06
tblVehicleEF	MDV	1.7550e-003	1.3620e-003
tblVehicleEF	MDV	2.3950e-003	1.6900e-003
tblVehicleEF	MDV	1.6170e-003	1.2560e-003
tblVehicleEF	MDV	2.2020e-003	1.5540e-003
tblVehicleEF	MDV	0.18	0.21
tblVehicleEF	MDV	0.20	0.17
tblVehicleEF	MDV	0.16	0.19
tblVehicleEF	MDV	0.02	0.02
tblVehicleEF	MDV	0.10	0.46
tblVehicleEF	MDV	0.14	0.26
tblVehicleEF	MDV	4.6270e-003	3.7610e-003
tblVehicleEF	MDV	9.8800e-004	7.3500e-004
tblVehicleEF	MDV	0.18	0.21
tblVehicleEF	MDV	0.20	0.17
tblVehicleEF	MDV	0.16	0.19
tblVehicleEF	MDV	0.04	0.02
tblVehicleEF	MDV	0.10	0.46
tblVehicleEF	MDV	0.15	0.28
tblVehicleEF	MDV	8.3240e-003	3.3580e-003
tblVehicleEF	MDV	0.01	0.06
tblVehicleEF	MDV	0.92	0.75
tblVehicleEF	MDV	2.23	2.64
tblVehicleEF	MDV	415.65	353.53
tblVehicleEF	MDV	95.54	75.05
tblVehicleEF	MDV	0.11	0.06
tblVehicleEF	MDV	1.7550e-003	1.3620e-003

Merrill Commerce Center (Phase C Operations - Trucks) - San Bernardino-South Coast County, Annual

tblVehicleEF	MDV	2.3950e-003	1.6900e-003
tblVehicleEF	MDV	1.6170e-003	1.2560e-003
tblVehicleEF	MDV	2.2020e-003	1.5540e-003
tblVehicleEF	MDV	0.09	0.10
tblVehicleEF	MDV	0.19	0.16
tblVehicleEF	MDV	0.07	0.09
tblVehicleEF	MDV	0.02	0.01
tblVehicleEF	MDV	0.12	0.53
tblVehicleEF	MDV	0.16	0.31
tblVehicleEF	MDV	4.1610e-003	3.4950e-003
tblVehicleEF	MDV	9.9400e-004	7.4300e-004
tblVehicleEF	MDV	0.09	0.10
tblVehicleEF	MDV	0.19	0.16
tblVehicleEF	MDV	0.07	0.09
tblVehicleEF	MDV	0.03	0.02
tblVehicleEF	MDV	0.12	0.53
tblVehicleEF	MDV	0.18	0.34
tblVehicleEF	MH	0.02	3.4970e-003
tblVehicleEF	MH	0.02	0.00
tblVehicleEF	MH	1.71	0.32
tblVehicleEF	MH	5.12	0.00
tblVehicleEF	MH	1,044.82	918.79
tblVehicleEF	MH	58.27	0.00
tblVehicleEF	MH	1.20	3.97
tblVehicleEF	MH	0.01	0.02
tblVehicleEF	MH	0.03	0.12
tblVehicleEF	MH	9.8200e-004	0.00

Merrill Commerce Center (Phase C Operations - Trucks) - San Bernardino-South Coast County, Annual

tblVehicleEF	MH	3.2250e-003	4.0000e-003
tblVehicleEF	MH	0.03	0.11
tblVehicleEF	MH	9.0300e-004	0.00
tblVehicleEF	MH	1.16	0.00
tblVehicleEF	MH	0.07	0.00
tblVehicleEF	MH	0.41	0.00
tblVehicleEF	MH	0.07	0.08
tblVehicleEF	MH	0.03	0.00
tblVehicleEF	MH	0.30	0.00
tblVehicleEF	MH	0.01	8.6860e-003
tblVehicleEF	MH	6.7200e-004	0.00
tblVehicleEF	MH	1.16	0.00
tblVehicleEF	MH	0.07	0.00
tblVehicleEF	MH	0.41	0.00
tblVehicleEF	MH	0.09	0.09
tblVehicleEF	MH	0.03	0.00
tblVehicleEF	MH	0.33	0.00
tblVehicleEF	MH	0.02	3.4970e-003
tblVehicleEF	MH	0.02	0.00
tblVehicleEF	MH	1.77	0.32
tblVehicleEF	MH	4.67	0.00
tblVehicleEF	MH	1,044.82	918.79
tblVehicleEF	MH	58.27	0.00
tblVehicleEF	MH	1.10	3.73
tblVehicleEF	MH	0.01	0.02
tblVehicleEF	MH	0.03	0.12
tblVehicleEF	MH	9.8200e-004	0.00

Merrill Commerce Center (Phase C Operations - Trucks) - San Bernardino-South Coast County, Annual

tblVehicleEF	MH	3.2250e-003	4.0000e-003
tblVehicleEF	MH	0.03	0.11
tblVehicleEF	MH	9.0300e-004	0.00
tblVehicleEF	MH	2.28	0.00
tblVehicleEF	MH	0.09	0.00
tblVehicleEF	MH	0.97	0.00
tblVehicleEF	MH	0.07	0.08
tblVehicleEF	MH	0.03	0.00
tblVehicleEF	MH	0.28	0.00
tblVehicleEF	MH	0.01	8.6860e-003
tblVehicleEF	MH	6.6400e-004	0.00
tblVehicleEF	MH	2.28	0.00
tblVehicleEF	MH	0.09	0.00
tblVehicleEF	MH	0.97	0.00
tblVehicleEF	MH	0.09	0.09
tblVehicleEF	MH	0.03	0.00
tblVehicleEF	MH	0.31	0.00
tblVehicleEF	MH	0.02	3.4970e-003
tblVehicleEF	MH	0.02	0.00
tblVehicleEF	MH	1.71	0.32
tblVehicleEF	MH	5.07	0.00
tblVehicleEF	MH	1,044.82	918.79
tblVehicleEF	MH	58.27	0.00
tblVehicleEF	MH	1.17	3.90
tblVehicleEF	MH	0.01	0.02
tblVehicleEF	MH	0.03	0.12
tblVehicleEF	MH	9.8200e-004	0.00

Merrill Commerce Center (Phase C Operations - Trucks) - San Bernardino-South Coast County, Annual

tblVehicleEF	MH	3.2250e-003	4.0000e-003
tblVehicleEF	MH	0.03	0.11
tblVehicleEF	MH	9.0300e-004	0.00
tblVehicleEF	MH	1.34	0.00
tblVehicleEF	MH	0.09	0.00
tblVehicleEF	MH	0.43	0.00
tblVehicleEF	MH	0.07	0.08
tblVehicleEF	MH	0.03	0.00
tblVehicleEF	MH	0.30	0.00
tblVehicleEF	MH	0.01	8.6860e-003
tblVehicleEF	MH	6.7100e-004	0.00
tblVehicleEF	MH	1.34	0.00
tblVehicleEF	MH	0.09	0.00
tblVehicleEF	MH	0.43	0.00
tblVehicleEF	MH	0.09	0.09
tblVehicleEF	MH	0.03	0.00
tblVehicleEF	MH	0.32	0.00
tblVehicleEF	MHD	0.02	2.9940e-003
tblVehicleEF	MHD	2.1980e-003	9.6000e-004
tblVehicleEF	MHD	0.04	7.1190e-003
tblVehicleEF	MHD	0.29	0.33
tblVehicleEF	MHD	0.20	0.13
tblVehicleEF	MHD	3.68	0.75
tblVehicleEF	MHD	158.15	61.88
tblVehicleEF	MHD	1,094.62	924.73
tblVehicleEF	MHD	48.60	7.15
tblVehicleEF	MHD	0.42	0.33

Merrill Commerce Center (Phase C Operations - Trucks) - San Bernardino-South Coast County, Annual

tblVehicleEF	MHD	0.62	1.01
tblVehicleEF	MHD	8.1000e-005	2.0700e-004
tblVehicleEF	MHD	2.7670e-003	7.7130e-003
tblVehicleEF	MHD	6.4800e-004	8.3000e-005
tblVehicleEF	MHD	7.7000e-005	1.9800e-004
tblVehicleEF	MHD	2.6430e-003	7.3750e-003
tblVehicleEF	MHD	5.9600e-004	7.6000e-005
tblVehicleEF	MHD	9.1200e-004	4.0900e-004
tblVehicleEF	MHD	0.03	0.01
tblVehicleEF	MHD	0.02	0.01
tblVehicleEF	MHD	5.0100e-004	2.2400e-004
tblVehicleEF	MHD	0.03	9.7180e-003
tblVehicleEF	MHD	0.01	0.08
tblVehicleEF	MHD	0.23	0.04
tblVehicleEF	MHD	1.5190e-003	5.8700e-004
tblVehicleEF	MHD	0.01	8.8120e-003
tblVehicleEF	MHD	5.5000e-004	7.1000e-005
tblVehicleEF	MHD	9.1200e-004	4.0900e-004
tblVehicleEF	MHD	0.03	0.01
tblVehicleEF	MHD	0.03	0.02
tblVehicleEF	MHD	5.0100e-004	2.2400e-004
tblVehicleEF	MHD	0.03	0.01
tblVehicleEF	MHD	0.01	0.08
tblVehicleEF	MHD	0.25	0.04
tblVehicleEF	MHD	0.01	2.8540e-003
tblVehicleEF	MHD	2.2250e-003	9.7900e-004
tblVehicleEF	MHD	0.04	6.7960e-003

Merrill Commerce Center (Phase C Operations - Trucks) - San Bernardino-South Coast County, Annual

tblVehicleEF	MHD	0.21	0.29
tblVehicleEF	MHD	0.20	0.13
tblVehicleEF	MHD	3.44	0.70
tblVehicleEF	MHD	167.52	61.59
tblVehicleEF	MHD	1,094.62	924.73
tblVehicleEF	MHD	48.60	7.06
tblVehicleEF	MHD	0.44	0.32
tblVehicleEF	MHD	0.58	0.95
tblVehicleEF	MHD	6.8000e-005	1.7800e-004
tblVehicleEF	MHD	2.7670e-003	7.7130e-003
tblVehicleEF	MHD	6.4800e-004	8.3000e-005
tblVehicleEF	MHD	6.5000e-005	1.7000e-004
tblVehicleEF	MHD	2.6430e-003	7.3750e-003
tblVehicleEF	MHD	5.9600e-004	7.6000e-005
tblVehicleEF	MHD	1.7790e-003	7.9800e-004
tblVehicleEF	MHD	0.04	0.02
tblVehicleEF	MHD	0.02	0.01
tblVehicleEF	MHD	1.1090e-003	4.9600e-004
tblVehicleEF	MHD	0.03	9.7970e-003
tblVehicleEF	MHD	0.01	0.08
tblVehicleEF	MHD	0.22	0.03
tblVehicleEF	MHD	1.6070e-003	5.8400e-004
tblVehicleEF	MHD	0.01	8.8120e-003
tblVehicleEF	MHD	5.4600e-004	7.0000e-005
tblVehicleEF	MHD	1.7790e-003	7.9800e-004
tblVehicleEF	MHD	0.04	0.02
tblVehicleEF	MHD	0.03	0.02

Merrill Commerce Center (Phase C Operations - Trucks) - San Bernardino-South Coast County, Annual

tblVehicleEF	MHD	1.1090e-003	4.9600e-004
tblVehicleEF	MHD	0.03	0.01
tblVehicleEF	MHD	0.01	0.08
tblVehicleEF	MHD	0.24	0.04
tblVehicleEF	MHD	0.02	3.2040e-003
tblVehicleEF	MHD	2.2010e-003	9.6100e-004
tblVehicleEF	MHD	0.04	7.0350e-003
tblVehicleEF	MHD	0.40	0.39
tblVehicleEF	MHD	0.20	0.13
tblVehicleEF	MHD	3.62	0.74
tblVehicleEF	MHD	145.20	62.28
tblVehicleEF	MHD	1,094.62	924.73
tblVehicleEF	MHD	48.60	7.13
tblVehicleEF	MHD	0.40	0.35
tblVehicleEF	MHD	0.61	0.99
tblVehicleEF	MHD	9.8000e-005	2.4800e-004
tblVehicleEF	MHD	2.7670e-003	7.7130e-003
tblVehicleEF	MHD	6.4800e-004	8.3000e-005
tblVehicleEF	MHD	9.4000e-005	2.3700e-004
tblVehicleEF	MHD	2.6430e-003	7.3750e-003
tblVehicleEF	MHD	5.9600e-004	7.6000e-005
tblVehicleEF	MHD	9.3500e-004	4.2100e-004
tblVehicleEF	MHD	0.03	0.02
tblVehicleEF	MHD	0.02	0.02
tblVehicleEF	MHD	4.8700e-004	2.1800e-004
tblVehicleEF	MHD	0.03	9.7270e-003
tblVehicleEF	MHD	0.01	0.08

Merrill Commerce Center (Phase C Operations - Trucks) - San Bernardino-South Coast County, Annual

tblVehicleEF	MHD	0.22	0.04
tblVehicleEF	MHD	1.3960e-003	5.9100e-004
tblVehicleEF	MHD	0.01	8.8120e-003
tblVehicleEF	MHD	5.4900e-004	7.1000e-005
tblVehicleEF	MHD	9.3500e-004	4.2100e-004
tblVehicleEF	MHD	0.03	0.02
tblVehicleEF	MHD	0.03	0.02
tblVehicleEF	MHD	4.8700e-004	2.1800e-004
tblVehicleEF	MHD	0.03	0.01
tblVehicleEF	MHD	0.01	0.08
tblVehicleEF	MHD	0.25	0.04
tblVehicleEF	OBUS	0.01	8.9910e-003
tblVehicleEF	OBUS	5.5880e-003	5.0340e-003
tblVehicleEF	OBUS	0.02	0.02
tblVehicleEF	OBUS	0.24	0.52
tblVehicleEF	OBUS	0.37	0.59
tblVehicleEF	OBUS	5.06	2.45
tblVehicleEF	OBUS	67.58	67.60
tblVehicleEF	OBUS	1,116.49	1,365.08
tblVehicleEF	OBUS	69.55	20.25
tblVehicleEF	OBUS	0.13	0.25
tblVehicleEF	OBUS	0.43	0.85
tblVehicleEF	OBUS	1.2000e-005	8.5000e-005
tblVehicleEF	OBUS	2.0510e-003	6.3820e-003
tblVehicleEF	OBUS	9.6400e-004	2.3500e-004
tblVehicleEF	OBUS	1.1000e-005	8.1000e-005
tblVehicleEF	OBUS	1.9380e-003	6.0850e-003

Merrill Commerce Center (Phase C Operations - Trucks) - San Bernardino-South Coast County, Annual

tblVehicleEF	OBUS	8.8700e-004	2.1600e-004
tblVehicleEF	OBUS	1.8580e-003	2.6690e-003
tblVehicleEF	OBUS	0.02	0.03
tblVehicleEF	OBUS	0.03	0.05
tblVehicleEF	OBUS	8.2500e-004	1.1300e-003
tblVehicleEF	OBUS	0.03	0.03
tblVehicleEF	OBUS	0.05	0.32
tblVehicleEF	OBUS	0.32	0.12
tblVehicleEF	OBUS	6.5700e-004	6.4500e-004
tblVehicleEF	OBUS	0.01	0.01
tblVehicleEF	OBUS	7.8400e-004	2.0000e-004
tblVehicleEF	OBUS	1.8580e-003	2.6690e-003
tblVehicleEF	OBUS	0.02	0.03
tblVehicleEF	OBUS	0.04	0.06
tblVehicleEF	OBUS	8.2500e-004	1.1300e-003
tblVehicleEF	OBUS	0.03	0.04
tblVehicleEF	OBUS	0.05	0.32
tblVehicleEF	OBUS	0.35	0.13
tblVehicleEF	OBUS	0.01	9.0700e-003
tblVehicleEF	OBUS	5.7260e-003	5.1780e-003
tblVehicleEF	OBUS	0.02	0.02
tblVehicleEF	OBUS	0.24	0.52
tblVehicleEF	OBUS	0.38	0.60
tblVehicleEF	OBUS	4.64	2.25
tblVehicleEF	OBUS	70.58	66.89
tblVehicleEF	OBUS	1,116.49	1,365.10
tblVehicleEF	OBUS	69.55	19.90

Merrill Commerce Center (Phase C Operations - Trucks) - San Bernardino-South Coast County, Annual

tblVehicleEF	OBUS	0.13	0.24
tblVehicleEF	OBUS	0.40	0.78
tblVehicleEF	OBUS	1.0000e-005	7.5000e-005
tblVehicleEF	OBUS	2.0510e-003	6.3820e-003
tblVehicleEF	OBUS	9.6400e-004	2.3500e-004
tblVehicleEF	OBUS	1.0000e-005	7.2000e-005
tblVehicleEF	OBUS	1.9380e-003	6.0850e-003
tblVehicleEF	OBUS	8.8700e-004	2.1600e-004
tblVehicleEF	OBUS	3.5980e-003	5.1580e-003
tblVehicleEF	OBUS	0.02	0.03
tblVehicleEF	OBUS	0.03	0.05
tblVehicleEF	OBUS	1.8620e-003	2.5390e-003
tblVehicleEF	OBUS	0.03	0.03
tblVehicleEF	OBUS	0.05	0.32
tblVehicleEF	OBUS	0.30	0.11
tblVehicleEF	OBUS	6.8600e-004	6.3800e-004
tblVehicleEF	OBUS	0.01	0.01
tblVehicleEF	OBUS	7.7700e-004	1.9700e-004
tblVehicleEF	OBUS	3.5980e-003	5.1580e-003
tblVehicleEF	OBUS	0.02	0.03
tblVehicleEF	OBUS	0.04	0.07
tblVehicleEF	OBUS	1.8620e-003	2.5390e-003
tblVehicleEF	OBUS	0.04	0.04
tblVehicleEF	OBUS	0.05	0.32
tblVehicleEF	OBUS	0.33	0.12
tblVehicleEF	OBUS	0.01	8.9240e-003
tblVehicleEF	OBUS	5.6030e-003	5.0500e-003

Merrill Commerce Center (Phase C Operations - Trucks) - San Bernardino-South Coast County, Annual

tblVehicleEF	OBUS	0.02	0.02
tblVehicleEF	OBUS	0.25	0.52
tblVehicleEF	OBUS	0.37	0.59
tblVehicleEF	OBUS	5.03	2.43
tblVehicleEF	OBUS	63.44	68.58
tblVehicleEF	OBUS	1,116.49	1,365.08
tblVehicleEF	OBUS	69.55	20.22
tblVehicleEF	OBUS	0.12	0.27
tblVehicleEF	OBUS	0.42	0.83
tblVehicleEF	OBUS	1.4000e-005	9.8000e-005
tblVehicleEF	OBUS	2.0510e-003	6.3820e-003
tblVehicleEF	OBUS	9.6400e-004	2.3500e-004
tblVehicleEF	OBUS	1.4000e-005	9.4000e-005
tblVehicleEF	OBUS	1.9380e-003	6.0850e-003
tblVehicleEF	OBUS	8.8700e-004	2.1600e-004
tblVehicleEF	OBUS	1.8980e-003	2.7930e-003
tblVehicleEF	OBUS	0.02	0.03
tblVehicleEF	OBUS	0.03	0.05
tblVehicleEF	OBUS	8.1700e-004	1.1300e-003
tblVehicleEF	OBUS	0.03	0.03
tblVehicleEF	OBUS	0.05	0.34
tblVehicleEF	OBUS	0.31	0.12
tblVehicleEF	OBUS	6.1800e-004	6.5400e-004
tblVehicleEF	OBUS	0.01	0.01
tblVehicleEF	OBUS	7.8400e-004	2.0000e-004
tblVehicleEF	OBUS	1.8980e-003	2.7930e-003
tblVehicleEF	OBUS	0.02	0.03

Merrill Commerce Center (Phase C Operations - Trucks) - San Bernardino-South Coast County, Annual

tblVehicleEF	OBUS	0.04	0.06
tblVehicleEF	OBUS	8.1700e-004	1.1300e-003
tblVehicleEF	OBUS	0.03	0.04
tblVehicleEF	OBUS	0.05	0.34
tblVehicleEF	OBUS	0.34	0.13
tblVehicleEF	SBUS	0.82	0.05
tblVehicleEF	SBUS	7.8130e-003	5.3990e-003
tblVehicleEF	SBUS	0.06	4.5740e-003
tblVehicleEF	SBUS	6.12	2.19
tblVehicleEF	SBUS	0.49	0.47
tblVehicleEF	SBUS	5.01	0.59
tblVehicleEF	SBUS	1,203.07	329.54
tblVehicleEF	SBUS	1,105.95	1,067.20
tblVehicleEF	SBUS	41.30	3.57
tblVehicleEF	SBUS	8.58	2.94
tblVehicleEF	SBUS	3.25	4.02
tblVehicleEF	SBUS	6.6860e-003	2.6920e-003
tblVehicleEF	SBUS	0.01	0.01
tblVehicleEF	SBUS	0.02	0.02
tblVehicleEF	SBUS	6.3200e-004	3.8000e-005
tblVehicleEF	SBUS	6.3970e-003	2.5760e-003
tblVehicleEF	SBUS	2.7260e-003	2.7350e-003
tblVehicleEF	SBUS	0.02	0.02
tblVehicleEF	SBUS	5.8100e-004	3.5000e-005
tblVehicleEF	SBUS	3.1550e-003	8.0900e-004
tblVehicleEF	SBUS	0.02	6.0880e-003
tblVehicleEF	SBUS	0.72	0.23

Merrill Commerce Center (Phase C Operations - Trucks) - San Bernardino-South Coast County, Annual

tblVehicleEF	SBUS	1.5070e-003	4.0900e-004
tblVehicleEF	SBUS	0.09	0.08
tblVehicleEF	SBUS	9.7290e-003	0.04
tblVehicleEF	SBUS	0.26	0.03
tblVehicleEF	SBUS	0.01	3.1350e-003
tblVehicleEF	SBUS	0.01	0.01
tblVehicleEF	SBUS	5.0000e-004	3.5000e-005
tblVehicleEF	SBUS	3.1550e-003	8.0900e-004
tblVehicleEF	SBUS	0.02	6.0880e-003
tblVehicleEF	SBUS	1.04	0.32
tblVehicleEF	SBUS	1.5070e-003	4.0900e-004
tblVehicleEF	SBUS	0.11	0.09
tblVehicleEF	SBUS	9.7290e-003	0.04
tblVehicleEF	SBUS	0.29	0.03
tblVehicleEF	SBUS	0.82	0.05
tblVehicleEF	SBUS	7.9420e-003	5.4670e-003
tblVehicleEF	SBUS	0.05	3.7780e-003
tblVehicleEF	SBUS	6.01	2.16
tblVehicleEF	SBUS	0.50	0.47
tblVehicleEF	SBUS	3.43	0.42
tblVehicleEF	SBUS	1,262.44	335.12
tblVehicleEF	SBUS	1,105.95	1,067.21
tblVehicleEF	SBUS	41.30	3.27
tblVehicleEF	SBUS	8.85	2.98
tblVehicleEF	SBUS	3.05	3.77
tblVehicleEF	SBUS	5.6360e-003	2.2790e-003
tblVehicleEF	SBUS	0.01	0.01

Merrill Commerce Center (Phase C Operations - Trucks) - San Bernardino-South Coast County, Annual

tblVehicleEF	SBUS	0.02	0.02
tblVehicleEF	SBUS	6.3200e-004	3.8000e-005
tblVehicleEF	SBUS	5.3920e-003	2.1800e-003
tblVehicleEF	SBUS	2.7260e-003	2.7350e-003
tblVehicleEF	SBUS	0.02	0.02
tblVehicleEF	SBUS	5.8100e-004	3.5000e-005
tblVehicleEF	SBUS	5.9800e-003	1.4630e-003
tblVehicleEF	SBUS	0.02	6.3280e-003
tblVehicleEF	SBUS	0.72	0.23
tblVehicleEF	SBUS	3.2100e-003	7.8800e-004
tblVehicleEF	SBUS	0.09	0.08
tblVehicleEF	SBUS	8.8900e-003	0.03
tblVehicleEF	SBUS	0.21	0.02
tblVehicleEF	SBUS	0.01	3.1880e-003
tblVehicleEF	SBUS	0.01	0.01
tblVehicleEF	SBUS	4.7300e-004	3.2000e-005
tblVehicleEF	SBUS	5.9800e-003	1.4630e-003
tblVehicleEF	SBUS	0.02	6.3280e-003
tblVehicleEF	SBUS	1.04	0.32
tblVehicleEF	SBUS	3.2100e-003	7.8800e-004
tblVehicleEF	SBUS	0.11	0.09
tblVehicleEF	SBUS	8.8900e-003	0.03
tblVehicleEF	SBUS	0.24	0.02
tblVehicleEF	SBUS	0.82	0.05
tblVehicleEF	SBUS	7.8160e-003	5.3960e-003
tblVehicleEF	SBUS	0.06	4.6760e-003
tblVehicleEF	SBUS	6.28	2.24

Merrill Commerce Center (Phase C Operations - Trucks) - San Bernardino-South Coast County, Annual

tblVehicleEF	SBUS	0.49	0.46
tblVehicleEF	SBUS	5.06	0.61
tblVehicleEF	SBUS	1,121.07	321.84
tblVehicleEF	SBUS	1,105.95	1,067.20
tblVehicleEF	SBUS	41.30	3.59
tblVehicleEF	SBUS	8.20	2.88
tblVehicleEF	SBUS	3.20	3.96
tblVehicleEF	SBUS	8.1350e-003	3.2630e-003
tblVehicleEF	SBUS	0.01	0.01
tblVehicleEF	SBUS	0.02	0.02
tblVehicleEF	SBUS	6.3200e-004	3.8000e-005
tblVehicleEF	SBUS	7.7830e-003	3.1220e-003
tblVehicleEF	SBUS	2.7260e-003	2.7350e-003
tblVehicleEF	SBUS	0.02	0.02
tblVehicleEF	SBUS	5.8100e-004	3.5000e-005
tblVehicleEF	SBUS	3.0260e-003	7.5100e-004
tblVehicleEF	SBUS	0.02	6.2180e-003
tblVehicleEF	SBUS	0.73	0.23
tblVehicleEF	SBUS	1.4810e-003	4.0900e-004
tblVehicleEF	SBUS	0.09	0.08
tblVehicleEF	SBUS	0.01	0.04
tblVehicleEF	SBUS	0.27	0.03
tblVehicleEF	SBUS	0.01	3.0620e-003
tblVehicleEF	SBUS	0.01	0.01
tblVehicleEF	SBUS	5.0000e-004	3.6000e-005
tblVehicleEF	SBUS	3.0260e-003	7.5100e-004
tblVehicleEF	SBUS	0.02	6.2180e-003

Merrill Commerce Center (Phase C Operations - Trucks) - San Bernardino-South Coast County, Annual

tblVehicleEF	SBUS	1.05	0.32
tblVehicleEF	SBUS	1.4810e-003	4.0900e-004
tblVehicleEF	SBUS	0.11	0.09
tblVehicleEF	SBUS	0.01	0.04
tblVehicleEF	SBUS	0.29	0.03
tblVehicleEF	UBUS	1.45	4.21
tblVehicleEF	UBUS	0.08	0.02
tblVehicleEF	UBUS	7.26	32.80
tblVehicleEF	UBUS	12.29	1.40
tblVehicleEF	UBUS	1,786.94	1,717.18
tblVehicleEF	UBUS	140.81	16.38
tblVehicleEF	UBUS	3.74	0.36
tblVehicleEF	UBUS	0.51	0.08
tblVehicleEF	UBUS	0.01	0.03
tblVehicleEF	UBUS	0.04	2.7210e-003
tblVehicleEF	UBUS	1.4740e-003	2.1500e-004
tblVehicleEF	UBUS	0.22	0.03
tblVehicleEF	UBUS	3.0000e-003	6.3130e-003
tblVehicleEF	UBUS	0.04	2.5860e-003
tblVehicleEF	UBUS	1.3550e-003	1.9700e-004
tblVehicleEF	UBUS	6.8450e-003	1.9240e-003
tblVehicleEF	UBUS	0.09	0.01
tblVehicleEF	UBUS	3.4980e-003	8.4100e-004
tblVehicleEF	UBUS	0.36	0.06
tblVehicleEF	UBUS	0.02	0.05
tblVehicleEF	UBUS	1.04	0.07
tblVehicleEF	UBUS	9.2910e-003	3.7330e-003

Merrill Commerce Center (Phase C Operations - Trucks) - San Bernardino-South Coast County, Annual

tblVehicleEF	UBUS	1.6330e-003	1.6200e-004
tblVehicleEF	UBUS	6.8450e-003	1.9240e-003
tblVehicleEF	UBUS	0.09	0.01
tblVehicleEF	UBUS	3.4980e-003	8.4100e-004
tblVehicleEF	UBUS	1.85	4.30
tblVehicleEF	UBUS	0.02	0.05
tblVehicleEF	UBUS	1.13	0.08
tblVehicleEF	UBUS	1.45	4.21
tblVehicleEF	UBUS	0.07	0.02
tblVehicleEF	UBUS	7.32	32.80
tblVehicleEF	UBUS	10.15	1.15
tblVehicleEF	UBUS	1,786.94	1,717.18
tblVehicleEF	UBUS	140.81	15.96
tblVehicleEF	UBUS	3.47	0.36
tblVehicleEF	UBUS	0.51	0.08
tblVehicleEF	UBUS	0.01	0.03
tblVehicleEF	UBUS	0.04	2.7210e-003
tblVehicleEF	UBUS	1.4740e-003	2.1500e-004
tblVehicleEF	UBUS	0.22	0.03
tblVehicleEF	UBUS	3.0000e-003	6.3130e-003
tblVehicleEF	UBUS	0.04	2.5860e-003
tblVehicleEF	UBUS	1.3550e-003	1.9700e-004
tblVehicleEF	UBUS	0.01	3.6430e-003
tblVehicleEF	UBUS	0.11	0.01
tblVehicleEF	UBUS	8.0770e-003	1.8680e-003
tblVehicleEF	UBUS	0.36	0.06
tblVehicleEF	UBUS	0.02	0.05

Merrill Commerce Center (Phase C Operations - Trucks) - San Bernardino-South Coast County, Annual

tblVehicleEF	UBUS	0.93	0.06
tblVehicleEF	UBUS	9.2920e-003	3.7330e-003
tblVehicleEF	UBUS	1.5960e-003	1.5800e-004
tblVehicleEF	UBUS	0.01	3.6430e-003
tblVehicleEF	UBUS	0.11	0.01
tblVehicleEF	UBUS	8.0770e-003	1.8680e-003
tblVehicleEF	UBUS	1.85	4.30
tblVehicleEF	UBUS	0.02	0.05
tblVehicleEF	UBUS	1.02	0.07
tblVehicleEF	UBUS	1.45	4.21
tblVehicleEF	UBUS	0.08	0.02
tblVehicleEF	UBUS	7.27	32.80
tblVehicleEF	UBUS	11.92	1.37
tblVehicleEF	UBUS	1,786.94	1,717.18
tblVehicleEF	UBUS	140.81	16.32
tblVehicleEF	UBUS	3.67	0.36
tblVehicleEF	UBUS	0.51	0.08
tblVehicleEF	UBUS	0.01	0.03
tblVehicleEF	UBUS	0.04	2.7210e-003
tblVehicleEF	UBUS	1.4740e-003	2.1500e-004
tblVehicleEF	UBUS	0.22	0.03
tblVehicleEF	UBUS	3.0000e-003	6.3130e-003
tblVehicleEF	UBUS	0.04	2.5860e-003
tblVehicleEF	UBUS	1.3550e-003	1.9700e-004
tblVehicleEF	UBUS	7.5030e-003	1.9560e-003
tblVehicleEF	UBUS	0.11	0.01
tblVehicleEF	UBUS	3.5680e-003	8.2800e-004

Merrill Commerce Center (Phase C Operations - Trucks) - San Bernardino-South Coast County, Annual

tblVehicleEF	UBUS	0.36	0.06
tblVehicleEF	UBUS	0.03	0.05
tblVehicleEF	UBUS	1.02	0.07
tblVehicleEF	UBUS	9.2910e-003	3.7330e-003
tblVehicleEF	UBUS	1.6260e-003	1.6200e-004
tblVehicleEF	UBUS	7.5030e-003	1.9560e-003
tblVehicleEF	UBUS	0.11	0.01
tblVehicleEF	UBUS	3.5680e-003	8.2800e-004
tblVehicleEF	UBUS	1.85	4.30
tblVehicleEF	UBUS	0.03	0.05
tblVehicleEF	UBUS	1.12	0.07
tblVehicleTrips	CC_TTP	28.00	0.00
tblVehicleTrips	CNW_TTP	13.00	0.00
tblVehicleTrips	CW_TL	16.60	40.00
tblVehicleTrips	CW_TTP	59.00	100.00
tblVehicleTrips	DV_TP	19.00	0.00
tblVehicleTrips	PB_TP	2.00	0.00
tblVehicleTrips	PR_TP	79.00	100.00
tblVehicleTrips	ST_TR	2.49	0.33
tblVehicleTrips	SU_TR	0.73	0.16
tblVehicleTrips	WD_TR	6.83	0.44

2.0 Emissions Summary

Merrill Commerce Center (Phase C Operations - Trucks) - San Bernardino-South Coast County, Annual

2.1 Overall Construction

Unmitigated Construction

[illegible]

Mitigated Construction

[illegible][illegible]

Merrill Commerce Center (Phase C Operations - Trucks) - San Bernardino-South Coast County, Annual

Quarter	Start Date	End Date	Maximum Unmitigated ROG + NOX (tons/quarter)	Maximum Mitigated ROG + NOX (tons/quarter)
		Highest		

2.2 Overall Operational**Unmitigated Operational**

	ROG	NOx	CO	SO2	Fugitive PM10	Exhaust PM10	PM10 Total	Fugitive PM2.5	Exhaust PM2.5	PM2.5 Total	Bio- CO2	NBio- CO2	Total CO2	CH4	N2O	CO2e
Category	tons/yr										MT/yr					
Area	5.8921	1.7000e-004	0.0184	0.0000		7.0000e-005	7.0000e-005		7.0000e-005	7.0000e-005	0.0000	0.0359	0.0359	9.0000e-005	0.0000	0.0382
Energy	0.0189	0.1717	0.1442	1.0300e-003		0.0131	0.0131		0.0131	0.0131	0.0000	3,630.3614	3,630.3614	0.1458	0.0328	3,643.7910
Mobile	0.3305	19.5239	4.2462	0.0900	3.5573	0.1684	3.7257	1.0024	0.1610	1.1634	0.0000	8,783.5771	8,783.5771	0.2756	0.0000	8,790.4663
Offroad	0.0918	0.7352	0.6821	2.9000e-003		0.0282	0.0282		0.0259	0.0259	0.0000	254.2168	254.2168	0.0822	0.0000	256.2723
Waste						0.0000	0.0000		0.0000	0.0000	362.7124	0.0000	362.7124	21.4357	0.0000	898.6046
Water						0.0000	0.0000		0.0000	0.0000	105.7189	1,382.4997	1,488.2186	10.9154	0.2682	1,841.0271
Total	6.3331	20.4309	5.0909	0.0939	3.5573	0.2097	3.7670	1.0024	0.2001	1.2025	468.4313	14,050.6909	14,519.1222	32.8547	0.3010	15,430.1995

Merrill Commerce Center (Phase C Operations - Trucks) - San Bernardino-South Coast County, Annual

2.2 Overall Operational**Mitigated Operational**

	ROG	NOx	CO	SO2	Fugitive PM10	Exhaust PM10	PM10 Total	Fugitive PM2.5	Exhaust PM2.5	PM2.5 Total	Bio- CO2	NBio- CO2	Total CO2	CH4	N2O	CO2e
Category	tons/yr										MT/yr					
Area	5.8921	1.7000e-004	0.0184	0.0000		7.0000e-005	7.0000e-005		7.0000e-005	7.0000e-005	0.0000	0.0359	0.0359	9.0000e-005	0.0000	0.0382
Energy	0.0189	0.1717	0.1442	1.0300e-003		0.0131	0.0131		0.0131	0.0131	0.0000	3,630.3614	3,630.3614	0.1458	0.0328	3,643.7910
Mobile	0.3305	19.5239	4.2462	0.0900	3.5573	0.1684	3.7257	1.0024	0.1610	1.1634	0.0000	8,783.5771	8,783.5771	0.2756	0.0000	8,790.4663
Offroad	0.0918	0.7352	0.6821	2.9000e-003		0.0282	0.0282		0.0259	0.0259	0.0000	254.2168	254.2168	0.0822	0.0000	256.2723
Waste						0.0000	0.0000		0.0000	0.0000	362.7124	0.0000	362.7124	21.4357	0.0000	898.6046
Water						0.0000	0.0000		0.0000	0.0000	105.7189	1,382.4997	1,488.2186	10.9154	0.2682	1,841.0271
Total	6.3331	20.4309	5.0909	0.0939	3.5573	0.2097	3.7670	1.0024	0.2001	1.2025	468.4313	14,050.6909	14,519.1222	32.8547	0.3010	15,430.1995

	ROG	NOx	CO	SO2	Fugitive PM10	Exhaust PM10	PM10 Total	Fugitive PM2.5	Exhaust PM2.5	PM2.5 Total	Bio- CO2	NBio-CO2	Total CO2	CH4	N2O	CO2e
Percent Reduction	0.00	0.00	0.00	0.00	0.00	0.00	0.00	0.00	0.00	0.00	0.00	0.00	0.00	0.00	0.00	0.00

3.0 Construction Detail**Construction Phase**

Phase Number	Phase Name	Phase Type	Start Date	End Date	Num Days Week	Num Days	Phase Description
1	Demolition	Demolition	12/27/2025	12/29/2025	5	1	

Merrill Commerce Center (Phase C Operations - Trucks) - San Bernardino-South Coast County, Annual

Acres of Grading (Site Preparation Phase): 0**Acres of Grading (Grading Phase): 0****Acres of Paving: 4.5****Residential Indoor: 0; Residential Outdoor: 0; Non-Residential Indoor: 0; Non-Residential Outdoor: 0; Striped Parking Area: 0 (Architectural Coating – sqft)****OffRoad Equipment**

Phase Name	Offroad Equipment Type	Amount	Usage Hours	Horse Power	Load Factor
Demolition	Concrete/Industrial Saws	0	8.00	81	0.73
Demolition	Excavators	0	8.00	158	0.38
Demolition	Rubber Tired Dozers	0	8.00	247	0.40

Trips and VMT

Phase Name	Offroad Equipment Count	Worker Trip Number	Vendor Trip Number	Hauling Trip Number	Worker Trip Length	Vendor Trip Length	Hauling Trip Length	Worker Vehicle Class	Vendor Vehicle Class	Hauling Vehicle Class
Demolition	0	0.00	0.00	0.00	14.70	6.90	20.00	LD_Mix	HDT_Mix	HHDT

3.1 Mitigation Measures Construction

Merrill Commerce Center (Phase C Operations - Trucks) - San Bernardino-South Coast County, Annual

3.2 Demolition - 2025

Unmitigated Construction On-Site

[illegible]

Unmitigated Construction Off-Site

[illegible]

Merrill Commerce Center (Phase C Operations - Trucks) - San Bernardino-South Coast County, Annual

3.2 Demolition - 2025**Mitigated Construction On-Site**

	ROG	NOx	CO	SO2	Fugitive PM10	Exhaust PM10	PM10 Total	Fugitive PM2.5	Exhaust PM2.5	PM2.5 Total	Bio- CO2	NBio- CO2	Total CO2	CH4	N2O	CO2e
Category	tons/yr										MT/yr					
Off-Road	0.0000	0.0000	0.0000	0.0000		0.0000	0.0000		0.0000	0.0000	0.0000	0.0000	0.0000	0.0000	0.0000	0.0000
Total	0.0000	0.0000	0.0000	0.0000		0.0000	0.0000		0.0000	0.0000	0.0000	0.0000	0.0000	0.0000	0.0000	0.0000

Mitigated Construction Off-Site

	ROG	NOx	CO	SO2	Fugitive PM10	Exhaust PM10	PM10 Total	Fugitive PM2.5	Exhaust PM2.5	PM2.5 Total	Bio- CO2	NBio- CO2	Total CO2	CH4	N2O	CO2e
Category	tons/yr										MT/yr					
Hauling	0.0000	0.0000	0.0000	0.0000	0.0000	0.0000	0.0000	0.0000	0.0000	0.0000	0.0000	0.0000	0.0000	0.0000	0.0000	0.0000
Vendor	0.0000	0.0000	0.0000	0.0000	0.0000	0.0000	0.0000	0.0000	0.0000	0.0000	0.0000	0.0000	0.0000	0.0000	0.0000	0.0000
Worker	0.0000	0.0000	0.0000	0.0000	0.0000	0.0000	0.0000	0.0000	0.0000	0.0000	0.0000	0.0000	0.0000	0.0000	0.0000	0.0000
Total	0.0000	0.0000	0.0000	0.0000	0.0000	0.0000	0.0000	0.0000	0.0000	0.0000	0.0000	0.0000	0.0000	0.0000	0.0000	0.0000

4.0 Operational Detail - Mobile

Merrill Commerce Center (Phase C Operations - Trucks) - San Bernardino-South Coast County, Annual

4.1 Mitigation Measures Mobile

	ROG	NOx	CO	SO2	Fugitive PM10	Exhaust PM10	PM10 Total	Fugitive PM2.5	Exhaust PM2.5	PM2.5 Total	Bio- CO2	NBio- CO2	Total CO2	CH4	N2O	CO2e
Category	tons/yr										MT/yr					
Mitigated	0.3305	19.5239	4.2462	0.0900	3.5573	0.1684	3.7257	1.0024	0.1610	1.1634	0.0000	8,783.577 1	8,783.577 1	0.2756	0.0000	8,790,466 3
Unmitigated	0.3305	19.5239	4.2462	0.0900	3.5573	0.1684	3.7257	1.0024	0.1610	1.1634	0.0000	8,783.577 1	8,783.577 1	0.2756	0.0000	8,790,466 3

4.2 Trip Summary Information

Land Use	Average Daily Trip Rate			Unmitigated	Mitigated
	Weekday	Saturday	Sunday	Annual VMT	Annual VMT
Industrial Park	638.36	475.53	232.00	8,110,640	8,110,640
Other Asphalt Surfaces	0.00	0.00	0.00		
Total	638.36	475.53	232.00	8,110,640	8,110,640

4.3 Trip Type Information

Land Use	Miles			Trip %			Trip Purpose %		
	H-W or C-W	H-S or C-C	H-O or C-NW	H-W or C-W	H-S or C-C	H-O or C-NW	Primary	Diverted	Pass-by
Industrial Park	40.00	8.40	6.90	100.00	0.00	0.00	100	0	0
Other Asphalt Surfaces	16.60	8.40	6.90	0.00	0.00	0.00	0	0	0

4.4 Fleet Mix

Merrill Commerce Center (Phase C Operations - Trucks) - San Bernardino-South Coast County, Annual

Land Use	LDA	LDT1	LDT2	MDV	LHD1	LHD2	MHD	HHD	OBUS	UBUS	MCY	SBUS	MH
Industrial Park	0.000000	0.000000	0.000000	0.000000	0.169300	0.000000	0.210000	0.620700	0.000000	0.000000	0.000000	0.000000	0.000000
Other Asphalt Surfaces	0.563053	0.034533	0.183140	0.107369	0.012818	0.004557	0.018775	0.065829	0.001369	0.001425	0.005594	0.000793	0.000745

5.0 Energy Detail

Historical Energy Use: N

5.1 Mitigation Measures Energy

	ROG	NOx	CO	SO2	Fugitive PM10	Exhaust PM10	PM10 Total	Fugitive PM2.5	Exhaust PM2.5	PM2.5 Total	Bio- CO2	NBio- CO2	Total CO2	CH4	N2O	CO2e
Category	tons/yr										MT/yr					
Electricity Mitigated						0.0000	0.0000		0.0000	0.0000	0.0000	3,443.5010	3,443.5010	0.1422	0.0294	3,455.8203
Electricity Unmitigated						0.0000	0.0000		0.0000	0.0000	0.0000	3,443.5010	3,443.5010	0.1422	0.0294	3,455.8203
NaturalGas Mitigated	0.0189	0.1717	0.1442	1.0300e-003		0.0131	0.0131		0.0131	0.0131	0.0000	186.8603	186.8603	3.5800e-003	3.4300e-003	187.9707
NaturalGas Unmitigated	0.0189	0.1717	0.1442	1.0300e-003		0.0131	0.0131		0.0131	0.0131	0.0000	186.8603	186.8603	3.5800e-003	3.4300e-003	187.9707

Merrill Commerce Center (Phase C Operations - Trucks) - San Bernardino-South Coast County, Annual

5.2 Energy by Land Use - NaturalGas**Unmitigated**

	NaturalGas Use	ROG	NOx	CO	SO2	Fugitive PM10	Exhaust PM10	PM10 Total	Fugitive PM2.5	Exhaust PM2.5	PM2.5 Total	Bio- CO2	NBio- CO2	Total CO2	CH4	N2O	CO2e
Land Use	kBTU/yr	tons/yr										MT/yr					
Industrial Park	3.50163e+006	0.0189	0.1717	0.1442	1.0300e-003		0.0131	0.0131		0.0131	0.0131	0.0000	186.8603	186.8603	3.5800e-003	3.4300e-003	187.9707
Other Asphalt Surfaces	0	0.0000	0.0000	0.0000	0.0000		0.0000	0.0000		0.0000	0.0000	0.0000	0.0000	0.0000	0.0000	0.0000	0.0000
Total		0.0189	0.1717	0.1442	1.0300e-003		0.0131	0.0131		0.0131	0.0131	0.0000	186.8603	186.8603	3.5800e-003	3.4300e-003	187.9707

Mitigated

	NaturalGas Use	ROG	NOx	CO	SO2	Fugitive PM10	Exhaust PM10	PM10 Total	Fugitive PM2.5	Exhaust PM2.5	PM2.5 Total	Bio- CO2	NBio- CO2	Total CO2	CH4	N2O	CO2e
Land Use	kBTU/yr	tons/yr										MT/yr					
Industrial Park	3.50163e+006	0.0189	0.1717	0.1442	1.0300e-003		0.0131	0.0131		0.0131	0.0131	0.0000	186.8603	186.8603	3.5800e-003	3.4300e-003	187.9707
Other Asphalt Surfaces	0	0.0000	0.0000	0.0000	0.0000		0.0000	0.0000		0.0000	0.0000	0.0000	0.0000	0.0000	0.0000	0.0000	0.0000
Total		0.0189	0.1717	0.1442	1.0300e-003		0.0131	0.0131		0.0131	0.0131	0.0000	186.8603	186.8603	3.5800e-003	3.4300e-003	187.9707

Merrill Commerce Center (Phase C Operations - Trucks) - San Bernardino-South Coast County, Annual

5.3 Energy by Land Use - Electricity**Unmitigated**

	Electricity Use	Total CO2	CH4	N2O	CO2e
Land Use	kWh/yr	MT/yr			
Industrial Park	1.08075e+007	3,443.5010	0.1422	0.0294	3,455.8203
Other Asphalt Surfaces	0	0.0000	0.0000	0.0000	0.0000
Total		3,443.5010	0.1422	0.0294	3,455.8203

Mitigated

	Electricity Use	Total CO2	CH4	N2O	CO2e
Land Use	kWh/yr	MT/yr			
Industrial Park	1.08075e+007	3,443.5010	0.1422	0.0294	3,455.8203
Other Asphalt Surfaces	0	0.0000	0.0000	0.0000	0.0000
Total		3,443.5010	0.1422	0.0294	3,455.8203

6.0 Area Detail**6.1 Mitigation Measures Area**

Merrill Commerce Center (Phase C Operations - Trucks) - San Bernardino-South Coast County, Annual

	ROG	NOx	CO	SO2	Fugitive PM10	Exhaust PM10	PM10 Total	Fugitive PM2.5	Exhaust PM2.5	PM2.5 Total	Bio- CO2	NBio- CO2	Total CO2	CH4	N2O	CO2e
Category	tons/yr										MT/yr					
Mitigated	5.8921	1.7000e-004	0.0184	0.0000		7.0000e-005	7.0000e-005		7.0000e-005	7.0000e-005	0.0000	0.0359	0.0359	9.0000e-005	0.0000	0.0382
Unmitigated	5.8921	1.7000e-004	0.0184	0.0000		7.0000e-005	7.0000e-005		7.0000e-005	7.0000e-005	0.0000	0.0359	0.0359	9.0000e-005	0.0000	0.0382

6.2 Area by SubCategory

Unmitigated

	ROG	NOx	CO	SO2	Fugitive PM10	Exhaust PM10	PM10 Total	Fugitive PM2.5	Exhaust PM2.5	PM2.5 Total	Bio- CO2	NBio- CO2	Total CO2	CH4	N2O	CO2e
SubCategory	tons/yr										MT/yr					
Architectural Coating	0.6706					0.0000	0.0000		0.0000	0.0000	0.0000	0.0000	0.0000	0.0000	0.0000	0.0000
Consumer Products	5.2197					0.0000	0.0000		0.0000	0.0000	0.0000	0.0000	0.0000	0.0000	0.0000	0.0000
Landscaping	1.6900e-003	1.7000e-004	0.0184	0.0000		7.0000e-005	7.0000e-005		7.0000e-005	7.0000e-005	0.0000	0.0359	0.0359	9.0000e-005	0.0000	0.0382
Total	5.8920	1.7000e-004	0.0184	0.0000		7.0000e-005	7.0000e-005		7.0000e-005	7.0000e-005	0.0000	0.0359	0.0359	9.0000e-005	0.0000	0.0382

Merrill Commerce Center (Phase C Operations - Trucks) - San Bernardino-South Coast County, Annual

6.2 Area by SubCategory**Mitigated**

	ROG	NOx	CO	SO2	Fugitive PM10	Exhaust PM10	PM10 Total	Fugitive PM2.5	Exhaust PM2.5	PM2.5 Total	Bio- CO2	NBio- CO2	Total CO2	CH4	N2O	CO2e
SubCategory	tons/yr										MT/yr					
Architectural Coating	0.6706					0.0000	0.0000		0.0000	0.0000	0.0000	0.0000	0.0000	0.0000	0.0000	0.0000
Consumer Products	5.2197					0.0000	0.0000		0.0000	0.0000	0.0000	0.0000	0.0000	0.0000	0.0000	0.0000
Landscaping	1.6900e-003	1.7000e-004	0.0184	0.0000		7.0000e-005	7.0000e-005		7.0000e-005	7.0000e-005	0.0000	0.0359	0.0359	9.0000e-005	0.0000	0.0382
Total	5.8920	1.7000e-004	0.0184	0.0000		7.0000e-005	7.0000e-005		7.0000e-005	7.0000e-005	0.0000	0.0359	0.0359	9.0000e-005	0.0000	0.0382

7.0 Water Detail**7.1 Mitigation Measures Water**

Merrill Commerce Center (Phase C Operations - Trucks) - San Bernardino-South Coast County, Annual

	Total CO2	CH4	N2O	CO2e
Category	MT/yr			
Mitigated	1,488.218 6	10.9154	0.2682	1,841.027 1
Unmitigated	1,488.218 6	10.9154	0.2682	1,841.027 1

7.2 Water by Land Use

Unmitigated

	Indoor/Outdoor Use	Total CO2	CH4	N2O	CO2e
Land Use	Mgal	MT/yr			
Industrial Park	333.231 / 0	1,488.218 6	10.9154	0.2682	1,841.027 1
Other Asphalt Surfaces	0 / 0	0.0000	0.0000	0.0000	0.0000
Total		1,488.218 6	10.9154	0.2682	1,841.027 1

Merrill Commerce Center (Phase C Operations - Trucks) - San Bernardino-South Coast County, Annual

7.2 Water by Land Use**Mitigated**

	Indoor/Outdoor Use	Total CO2	CH4	N2O	CO2e
Land Use	Mgal	MT/yr			
Industrial Park	333.231 / 0	1,488.218 6	10.9154	0.2682	1,841.027 1
Other Asphalt Surfaces	0 / 0	0.0000	0.0000	0.0000	0.0000
Total		1,488.218 6	10.9154	0.2682	1,841.027 1

8.0 Waste Detail**8.1 Mitigation Measures Waste****Category/Year**

	Total CO2	CH4	N2O	CO2e
	MT/yr			
Mitigated	362.7124	21.4357	0.0000	898.6046
Unmitigated	362.7124	21.4357	0.0000	898.6046

Merrill Commerce Center (Phase C Operations - Trucks) - San Bernardino-South Coast County, Annual

8.2 Waste by Land Use**Unmitigated**

	Waste Disposed	Total CO2	CH4	N2O	CO2e
Land Use	tons	MT/yr			
Industrial Park	1786.84	362.7124	21.4357	0.0000	898.6046
Other Asphalt Surfaces	0	0.0000	0.0000	0.0000	0.0000
Total		362.7124	21.4357	0.0000	898.6046

Mitigated

	Waste Disposed	Total CO2	CH4	N2O	CO2e
Land Use	tons	MT/yr			
Industrial Park	1786.84	362.7124	21.4357	0.0000	898.6046
Other Asphalt Surfaces	0	0.0000	0.0000	0.0000	0.0000
Total		362.7124	21.4357	0.0000	898.6046

9.0 Operational Offroad

Merrill Commerce Center (Phase C Operations - Trucks) - San Bernardino-South Coast County, Annual

Equipment Type	Number	Hours/Day	Days/Year	Horse Power	Load Factor	Fuel Type
Tractors/Loaders/Backhoes	5	4.00	365	200	0.37	CNG

UnMitigated/Mitigated

	ROG	NOx	CO	SO2	Fugitive PM10	Exhaust PM10	PM10 Total	Fugitive PM2.5	Exhaust PM2.5	PM2.5 Total	Bio- CO2	NBio- CO2	Total CO2	CH4	N2O	CO2e
Equipment Type	tons/yr										MT/yr					
Tractors/Loaders/Backhoes	0.0918	0.7352	0.6821	2.9000e-003		0.0282	0.0282		0.0259	0.0259	0.0000	254.2168	254.2168	0.0822	0.0000	256.2723
Total	0.0918	0.7352	0.6821	2.9000e-003		0.0282	0.0282		0.0259	0.0259	0.0000	254.2168	254.2168	0.0822	0.0000	256.2723

10.0 Stationary Equipment**Fire Pumps and Emergency Generators**

Equipment Type	Number	Hours/Day	Hours/Year	Horse Power	Load Factor	Fuel Type
----------------	--------	-----------	------------	-------------	-------------	-----------

Boilers

Equipment Type	Number	Heat Input/Day	Heat Input/Year	Boiler Rating	Fuel Type
----------------	--------	----------------	-----------------	---------------	-----------

User Defined Equipment

Equipment Type	Number
----------------	--------

11.0 Vegetation

Merrill Commerce Center (Phase C Operations - Trucks) - San Bernardino-South Coast County, Summer

Merrill Commerce Center (Phase C Operations - Trucks)
San Bernardino-South Coast County, Summer

1.0 Project Characteristics

1.1 Land Usage

Land Uses	Size	Metric	Lot Acreage	Floor Surface Area	Population
Industrial Park	1,441.00	1000sqft	55.10	1,441,000.00	0
Other Asphalt Surfaces	4.50	Acre	4.50	196,020.00	0

1.2 Other Project Characteristics

Urbanization	Urban	Wind Speed (m/s)	2.2	Precipitation Freq (Days)	32
Climate Zone	10			Operational Year	2026
Utility Company	Southern California Edison				
CO2 Intensity (lb/MWhr)	702.44	CH4 Intensity (lb/MWhr)	0.029	N2O Intensity (lb/MWhr)	0.006

1.3 User Entered Comments & Non-Default Data

Merrill Commerce Center (Phase C Operations - Trucks) - San Bernardino-South Coast County, Summer

Project Characteristics -

Land Use - PA1A=22.9 acres; PA3A=5.7 acres; PA4A=5.8 acres; PA5A=11.2 acres; PA6A=9.5 acres ROWD = 4.50 acres (total ROWD is 28.4 acres, the ROWD was split proportionally b/w each Phase)

Construction Phase - Operations Run Only.

Off-road Equipment - Operations Run Only.

Trips and VMT - Operations Run Only.

Vehicle Trips - Trip Rates based on information provided in the TIA (Urban Crossroads, 2019). Trip Length based on information provided in VMT Memo (Urban Crossroads, 2019)

Energy Use - The project will design building shells and building components to meet 2019 Title 24 Standards which expects 30% less energy for nonresidential uses.

Operational Off-Road Equipment - Based on SCAQMD High Cube Warehouse Truck Trip Study White Paper Summary of Business Survey Results (2014)

Fleet Mix - Truck Fleet Mix consist of LHDT1, MHDT, and HHDT

Vehicle Emission Factors - EMFAC2017

Vehicle Emission Factors - EMFAC2017

Vehicle Emission Factors - EMFAC2017

Table Name	Column Name	Default Value	New Value
tblConstructionPhase	NumDays	70.00	1.00
tblEnergyUse	LightingElect	3.66	2.56
tblEnergyUse	T24E	3.07	2.15
tblEnergyUse	T24NG	3.47	2.43
tblFleetMix	HHDT	0.07	0.62
tblFleetMix	LDA	0.56	0.00
tblFleetMix	LDT1	0.03	0.00
tblFleetMix	LDT2	0.18	0.00
tblFleetMix	LHD1	0.01	0.17
tblFleetMix	LHD2	4.5570e-003	0.00
tblFleetMix	MCY	5.5940e-003	0.00
tblFleetMix	MDV	0.11	0.00

Merrill Commerce Center (Phase C Operations - Trucks) - San Bernardino-South Coast County, Summer

tblFleetMix	MH	7.4500e-004	0.00
tblFleetMix	MHD	0.02	0.21
tblFleetMix	OBUS	1.3690e-003	0.00
tblFleetMix	SBUS	7.9300e-004	0.00
tblFleetMix	UBUS	1.4250e-003	0.00
tblLandUse	LotAcreage	33.08	55.10
tblOffRoadEquipment	OffRoadEquipmentUnitAmount	1.00	0.00
tblOffRoadEquipment	OffRoadEquipmentUnitAmount	3.00	0.00
tblOffRoadEquipment	OffRoadEquipmentUnitAmount	2.00	0.00
tblOperationalOffRoadEquipment	OperDaysPerYear	260.00	365.00
tblOperationalOffRoadEquipment	OperFuelType	Diesel	CNG
tblOperationalOffRoadEquipment	OperHorsePower	97.00	200.00
tblOperationalOffRoadEquipment	OperHoursPerDay	8.00	4.00
tblOperationalOffRoadEquipment	OperOffRoadEquipmentNumber	0.00	5.00
tblVehicleEF	HHD	0.92	0.03
tblVehicleEF	HHD	0.04	0.05
tblVehicleEF	HHD	0.07	0.00
tblVehicleEF	HHD	2.17	8.62
tblVehicleEF	HHD	0.53	0.33
tblVehicleEF	HHD	1.59	2.0270e-003
tblVehicleEF	HHD	6,400.87	1,349.94
tblVehicleEF	HHD	1,416.89	1,232.49
tblVehicleEF	HHD	5.07	0.02
tblVehicleEF	HHD	18.23	7.03
tblVehicleEF	HHD	1.21	2.11
tblVehicleEF	HHD	4.4310e-003	2.8590e-003
tblVehicleEF	HHD	0.06	0.06

Merrill Commerce Center (Phase C Operations - Trucks) - San Bernardino-South Coast County, Summer

tblVehicleEF	HHD	0.04	0.04
tblVehicleEF	HHD	5.1970e-003	0.03
tblVehicleEF	HHD	4.6000e-005	0.00
tblVehicleEF	HHD	4.2390e-003	2.7350e-003
tblVehicleEF	HHD	0.03	0.03
tblVehicleEF	HHD	8.8770e-003	8.9130e-003
tblVehicleEF	HHD	4.9720e-003	0.02
tblVehicleEF	HHD	4.3000e-005	0.00
tblVehicleEF	HHD	6.6000e-005	1.0000e-006
tblVehicleEF	HHD	2.4120e-003	4.5000e-005
tblVehicleEF	HHD	0.57	0.58
tblVehicleEF	HHD	4.1000e-005	1.0000e-006
tblVehicleEF	HHD	0.06	0.02
tblVehicleEF	HHD	1.5700e-004	2.2600e-004
tblVehicleEF	HHD	0.04	1.0000e-006
tblVehicleEF	HHD	0.06	0.01
tblVehicleEF	HHD	0.01	0.01
tblVehicleEF	HHD	7.7000e-005	0.00
tblVehicleEF	HHD	6.6000e-005	1.0000e-006
tblVehicleEF	HHD	2.4120e-003	4.5000e-005
tblVehicleEF	HHD	0.66	0.67
tblVehicleEF	HHD	4.1000e-005	1.0000e-006
tblVehicleEF	HHD	0.10	0.08
tblVehicleEF	HHD	1.5700e-004	2.2600e-004
tblVehicleEF	HHD	0.04	1.0000e-006
tblVehicleEF	HHD	0.87	0.03
tblVehicleEF	HHD	0.04	0.05

Merrill Commerce Center (Phase C Operations - Trucks) - San Bernardino-South Coast County, Summer

tblVehicleEF	HHD	0.07	0.00
tblVehicleEF	HHD	1.58	8.50
tblVehicleEF	HHD	0.53	0.33
tblVehicleEF	HHD	1.49	1.8980e-003
tblVehicleEF	HHD	6,781.16	1,333.02
tblVehicleEF	HHD	1,416.89	1,232.49
tblVehicleEF	HHD	5.07	0.02
tblVehicleEF	HHD	18.81	6.69
tblVehicleEF	HHD	1.14	1.99
tblVehicleEF	HHD	3.7360e-003	2.5230e-003
tblVehicleEF	HHD	0.06	0.06
tblVehicleEF	HHD	0.04	0.04
tblVehicleEF	HHD	5.1970e-003	0.03
tblVehicleEF	HHD	4.6000e-005	0.00
tblVehicleEF	HHD	3.5740e-003	2.4140e-003
tblVehicleEF	HHD	0.03	0.03
tblVehicleEF	HHD	8.8770e-003	8.9130e-003
tblVehicleEF	HHD	4.9720e-003	0.02
tblVehicleEF	HHD	4.3000e-005	0.00
tblVehicleEF	HHD	1.2600e-004	3.0000e-006
tblVehicleEF	HHD	2.6840e-003	5.3000e-005
tblVehicleEF	HHD	0.54	0.62
tblVehicleEF	HHD	8.7000e-005	2.0000e-006
tblVehicleEF	HHD	0.06	0.02
tblVehicleEF	HHD	1.5900e-004	2.3200e-004
tblVehicleEF	HHD	0.03	1.0000e-006
tblVehicleEF	HHD	0.06	0.01

Merrill Commerce Center (Phase C Operations - Trucks) - San Bernardino-South Coast County, Summer

tblVehicleEF	HHD	0.01	0.01
tblVehicleEF	HHD	7.5000e-005	0.00
tblVehicleEF	HHD	1.2600e-004	3.0000e-006
tblVehicleEF	HHD	2.6840e-003	5.3000e-005
tblVehicleEF	HHD	0.62	0.70
tblVehicleEF	HHD	8.7000e-005	2.0000e-006
tblVehicleEF	HHD	0.10	0.08
tblVehicleEF	HHD	1.5900e-004	2.3200e-004
tblVehicleEF	HHD	0.04	1.0000e-006
tblVehicleEF	HHD	0.99	0.02
tblVehicleEF	HHD	0.04	9.1900e-004
tblVehicleEF	HHD	0.07	0.00
tblVehicleEF	HHD	2.99	8.71
tblVehicleEF	HHD	0.53	0.18
tblVehicleEF	HHD	1.57	1.9980e-003
tblVehicleEF	HHD	5,875.72	1,360.46
tblVehicleEF	HHD	1,416.89	1,196.04
tblVehicleEF	HHD	5.07	0.02
tblVehicleEF	HHD	17.42	7.42
tblVehicleEF	HHD	1.19	2.06
tblVehicleEF	HHD	5.3910e-003	3.2050e-003
tblVehicleEF	HHD	0.06	0.06
tblVehicleEF	HHD	0.04	0.04
tblVehicleEF	HHD	5.1970e-003	0.03
tblVehicleEF	HHD	4.6000e-005	0.00
tblVehicleEF	HHD	5.1580e-003	3.0660e-003
tblVehicleEF	HHD	0.03	0.03

Merrill Commerce Center (Phase C Operations - Trucks) - San Bernardino-South Coast County, Summer

tblVehicleEF	HHD	8.8770e-003	8.8160e-003
tblVehicleEF	HHD	4.9720e-003	0.02
tblVehicleEF	HHD	4.3000e-005	0.00
tblVehicleEF	HHD	6.3000e-005	2.0000e-006
tblVehicleEF	HHD	2.5730e-003	5.3000e-005
tblVehicleEF	HHD	0.62	0.53
tblVehicleEF	HHD	4.0000e-005	1.0000e-006
tblVehicleEF	HHD	0.06	0.02
tblVehicleEF	HHD	1.7100e-004	2.3800e-004
tblVehicleEF	HHD	0.03	1.0000e-006
tblVehicleEF	HHD	0.06	0.01
tblVehicleEF	HHD	0.01	0.01
tblVehicleEF	HHD	7.6000e-005	0.00
tblVehicleEF	HHD	6.3000e-005	2.0000e-006
tblVehicleEF	HHD	2.5730e-003	5.3000e-005
tblVehicleEF	HHD	0.71	0.61
tblVehicleEF	HHD	4.0000e-005	1.0000e-006
tblVehicleEF	HHD	0.10	0.02
tblVehicleEF	HHD	1.7100e-004	2.3800e-004
tblVehicleEF	HHD	0.04	1.0000e-006
tblVehicleEF	LDA	2.9340e-003	1.5350e-003
tblVehicleEF	LDA	3.4150e-003	0.04
tblVehicleEF	LDA	0.45	0.51
tblVehicleEF	LDA	0.84	1.86
tblVehicleEF	LDA	213.43	230.85
tblVehicleEF	LDA	48.75	47.39
tblVehicleEF	LDA	0.04	0.03

Merrill Commerce Center (Phase C Operations - Trucks) - San Bernardino-South Coast County, Summer

tblVehicleEF	LDA	1.5620e-003	1.2160e-003
tblVehicleEF	LDA	2.2010e-003	1.5800e-003
tblVehicleEF	LDA	1.4380e-003	1.1200e-003
tblVehicleEF	LDA	2.0240e-003	1.4530e-003
tblVehicleEF	LDA	0.03	0.05
tblVehicleEF	LDA	0.08	0.08
tblVehicleEF	LDA	0.03	0.04
tblVehicleEF	LDA	7.3520e-003	5.4470e-003
tblVehicleEF	LDA	0.03	0.19
tblVehicleEF	LDA	0.05	0.16
tblVehicleEF	LDA	2.1370e-003	2.2840e-003
tblVehicleEF	LDA	5.0100e-004	4.6900e-004
tblVehicleEF	LDA	0.03	0.05
tblVehicleEF	LDA	0.08	0.08
tblVehicleEF	LDA	0.03	0.04
tblVehicleEF	LDA	0.01	7.9200e-003
tblVehicleEF	LDA	0.03	0.19
tblVehicleEF	LDA	0.05	0.17
tblVehicleEF	LDA	3.3380e-003	1.7620e-003
tblVehicleEF	LDA	2.8490e-003	0.03
tblVehicleEF	LDA	0.55	0.62
tblVehicleEF	LDA	0.69	1.55
tblVehicleEF	LDA	233.44	252.00
tblVehicleEF	LDA	48.75	46.82
tblVehicleEF	LDA	0.03	0.02
tblVehicleEF	LDA	1.5620e-003	1.2160e-003
tblVehicleEF	LDA	2.2010e-003	1.5800e-003

Merrill Commerce Center (Phase C Operations - Trucks) - San Bernardino-South Coast County, Summer

tblVehicleEF	LDA	1.4380e-003	1.1200e-003
tblVehicleEF	LDA	2.0240e-003	1.4530e-003
tblVehicleEF	LDA	0.07	0.09
tblVehicleEF	LDA	0.09	0.09
tblVehicleEF	LDA	0.06	0.08
tblVehicleEF	LDA	8.3500e-003	6.1750e-003
tblVehicleEF	LDA	0.03	0.19
tblVehicleEF	LDA	0.04	0.13
tblVehicleEF	LDA	2.3380e-003	2.4930e-003
tblVehicleEF	LDA	4.9900e-004	4.6300e-004
tblVehicleEF	LDA	0.07	0.09
tblVehicleEF	LDA	0.09	0.09
tblVehicleEF	LDA	0.06	0.08
tblVehicleEF	LDA	0.01	8.9820e-003
tblVehicleEF	LDA	0.03	0.19
tblVehicleEF	LDA	0.04	0.15
tblVehicleEF	LDA	2.8580e-003	1.4980e-003
tblVehicleEF	LDA	3.3970e-003	0.04
tblVehicleEF	LDA	0.42	0.48
tblVehicleEF	LDA	0.83	1.83
tblVehicleEF	LDA	208.70	225.89
tblVehicleEF	LDA	48.75	47.34
tblVehicleEF	LDA	0.03	0.02
tblVehicleEF	LDA	1.5620e-003	1.2160e-003
tblVehicleEF	LDA	2.2010e-003	1.5800e-003
tblVehicleEF	LDA	1.4380e-003	1.1200e-003
tblVehicleEF	LDA	2.0240e-003	1.4530e-003

Merrill Commerce Center (Phase C Operations - Trucks) - San Bernardino-South Coast County, Summer

tblVehicleEF	LDA	0.03	0.05
tblVehicleEF	LDA	0.09	0.09
tblVehicleEF	LDA	0.02	0.04
tblVehicleEF	LDA	7.1620e-003	5.3110e-003
tblVehicleEF	LDA	0.03	0.21
tblVehicleEF	LDA	0.05	0.16
tblVehicleEF	LDA	2.0890e-003	2.2350e-003
tblVehicleEF	LDA	5.0100e-004	4.6800e-004
tblVehicleEF	LDA	0.03	0.05
tblVehicleEF	LDA	0.09	0.09
tblVehicleEF	LDA	0.02	0.04
tblVehicleEF	LDA	0.01	7.7210e-003
tblVehicleEF	LDA	0.03	0.21
tblVehicleEF	LDA	0.05	0.17
tblVehicleEF	LDT1	8.7020e-003	3.9900e-003
tblVehicleEF	LDT1	0.01	0.06
tblVehicleEF	LDT1	1.05	0.92
tblVehicleEF	LDT1	2.38	2.06
tblVehicleEF	LDT1	274.34	275.61
tblVehicleEF	LDT1	62.78	57.91
tblVehicleEF	LDT1	0.11	0.07
tblVehicleEF	LDT1	2.2560e-003	1.6110e-003
tblVehicleEF	LDT1	3.0920e-003	2.1360e-003
tblVehicleEF	LDT1	2.0770e-003	1.4820e-003
tblVehicleEF	LDT1	2.8430e-003	1.9640e-003
tblVehicleEF	LDT1	0.14	0.13
tblVehicleEF	LDT1	0.25	0.19

Merrill Commerce Center (Phase C Operations - Trucks) - San Bernardino-South Coast County, Summer

tblVehicleEF	LDT1	0.10	0.10
tblVehicleEF	LDT1	0.02	0.02
tblVehicleEF	LDT1	0.16	0.64
tblVehicleEF	LDT1	0.16	0.28
tblVehicleEF	LDT1	2.7560e-003	2.7270e-003
tblVehicleEF	LDT1	6.6900e-004	5.7300e-004
tblVehicleEF	LDT1	0.14	0.13
tblVehicleEF	LDT1	0.25	0.19
tblVehicleEF	LDT1	0.10	0.10
tblVehicleEF	LDT1	0.03	0.02
tblVehicleEF	LDT1	0.16	0.64
tblVehicleEF	LDT1	0.18	0.31
tblVehicleEF	LDT1	9.8170e-003	4.5340e-003
tblVehicleEF	LDT1	9.8840e-003	0.05
tblVehicleEF	LDT1	1.26	1.12
tblVehicleEF	LDT1	1.96	1.71
tblVehicleEF	LDT1	299.03	297.62
tblVehicleEF	LDT1	62.78	57.21
tblVehicleEF	LDT1	0.10	0.07
tblVehicleEF	LDT1	2.2560e-003	1.6110e-003
tblVehicleEF	LDT1	3.0920e-003	2.1360e-003
tblVehicleEF	LDT1	2.0770e-003	1.4820e-003
tblVehicleEF	LDT1	2.8430e-003	1.9640e-003
tblVehicleEF	LDT1	0.29	0.28
tblVehicleEF	LDT1	0.31	0.23
tblVehicleEF	LDT1	0.21	0.21
tblVehicleEF	LDT1	0.02	0.02

Merrill Commerce Center (Phase C Operations - Trucks) - San Bernardino-South Coast County, Summer

tblVehicleEF	LDT1	0.16	0.64
tblVehicleEF	LDT1	0.13	0.23
tblVehicleEF	LDT1	3.0060e-003	2.9450e-003
tblVehicleEF	LDT1	6.6200e-004	5.6600e-004
tblVehicleEF	LDT1	0.29	0.28
tblVehicleEF	LDT1	0.31	0.23
tblVehicleEF	LDT1	0.21	0.21
tblVehicleEF	LDT1	0.04	0.03
tblVehicleEF	LDT1	0.16	0.64
tblVehicleEF	LDT1	0.15	0.26
tblVehicleEF	LDT1	8.4830e-003	3.9000e-003
tblVehicleEF	LDT1	0.01	0.06
tblVehicleEF	LDT1	1.00	0.88
tblVehicleEF	LDT1	2.35	2.02
tblVehicleEF	LDT1	268.53	270.39
tblVehicleEF	LDT1	62.78	57.85
tblVehicleEF	LDT1	0.10	0.07
tblVehicleEF	LDT1	2.2560e-003	1.6110e-003
tblVehicleEF	LDT1	3.0920e-003	2.1360e-003
tblVehicleEF	LDT1	2.0770e-003	1.4820e-003
tblVehicleEF	LDT1	2.8430e-003	1.9640e-003
tblVehicleEF	LDT1	0.14	0.14
tblVehicleEF	LDT1	0.29	0.21
tblVehicleEF	LDT1	0.09	0.09
tblVehicleEF	LDT1	0.02	0.02
tblVehicleEF	LDT1	0.19	0.75
tblVehicleEF	LDT1	0.16	0.28

Merrill Commerce Center (Phase C Operations - Trucks) - San Bernardino-South Coast County, Summer

tblVehicleEF	LDT1	2.6970e-003	2.6760e-003
tblVehicleEF	LDT1	6.6900e-004	5.7200e-004
tblVehicleEF	LDT1	0.14	0.14
tblVehicleEF	LDT1	0.29	0.21
tblVehicleEF	LDT1	0.09	0.09
tblVehicleEF	LDT1	0.03	0.02
tblVehicleEF	LDT1	0.19	0.75
tblVehicleEF	LDT1	0.17	0.30
tblVehicleEF	LDT2	4.5410e-003	2.7750e-003
tblVehicleEF	LDT2	5.2250e-003	0.05
tblVehicleEF	LDT2	0.64	0.72
tblVehicleEF	LDT2	1.19	2.40
tblVehicleEF	LDT2	304.81	286.47
tblVehicleEF	LDT2	69.08	60.44
tblVehicleEF	LDT2	0.06	0.05
tblVehicleEF	LDT2	1.7220e-003	1.3040e-003
tblVehicleEF	LDT2	2.4350e-003	1.6720e-003
tblVehicleEF	LDT2	1.5840e-003	1.2000e-003
tblVehicleEF	LDT2	2.2390e-003	1.5370e-003
tblVehicleEF	LDT2	0.05	0.09
tblVehicleEF	LDT2	0.10	0.12
tblVehicleEF	LDT2	0.04	0.07
tblVehicleEF	LDT2	0.01	0.01
tblVehicleEF	LDT2	0.06	0.41
tblVehicleEF	LDT2	0.07	0.25
tblVehicleEF	LDT2	3.0530e-003	2.8340e-003
tblVehicleEF	LDT2	7.1100e-004	5.9800e-004

Merrill Commerce Center (Phase C Operations - Trucks) - San Bernardino-South Coast County, Summer

tblVehicleEF	LDT2	0.05	0.09
tblVehicleEF	LDT2	0.10	0.12
tblVehicleEF	LDT2	0.04	0.07
tblVehicleEF	LDT2	0.02	0.02
tblVehicleEF	LDT2	0.06	0.41
tblVehicleEF	LDT2	0.08	0.27
tblVehicleEF	LDT2	5.1490e-003	3.1730e-003
tblVehicleEF	LDT2	4.3640e-003	0.05
tblVehicleEF	LDT2	0.78	0.88
tblVehicleEF	LDT2	0.99	1.99
tblVehicleEF	LDT2	332.67	307.21
tblVehicleEF	LDT2	69.08	59.66
tblVehicleEF	LDT2	0.05	0.05
tblVehicleEF	LDT2	1.7220e-003	1.3040e-003
tblVehicleEF	LDT2	2.4350e-003	1.6720e-003
tblVehicleEF	LDT2	1.5840e-003	1.2000e-003
tblVehicleEF	LDT2	2.2390e-003	1.5370e-003
tblVehicleEF	LDT2	0.11	0.17
tblVehicleEF	LDT2	0.12	0.14
tblVehicleEF	LDT2	0.09	0.15
tblVehicleEF	LDT2	0.01	0.01
tblVehicleEF	LDT2	0.06	0.41
tblVehicleEF	LDT2	0.06	0.21
tblVehicleEF	LDT2	3.3330e-003	3.0390e-003
tblVehicleEF	LDT2	7.0700e-004	5.9000e-004
tblVehicleEF	LDT2	0.11	0.17
tblVehicleEF	LDT2	0.12	0.14

Merrill Commerce Center (Phase C Operations - Trucks) - San Bernardino-South Coast County, Summer

tblVehicleEF	LDT2	0.09	0.15
tblVehicleEF	LDT2	0.02	0.02
tblVehicleEF	LDT2	0.06	0.41
tblVehicleEF	LDT2	0.06	0.23
tblVehicleEF	LDT2	4.4250e-003	2.7100e-003
tblVehicleEF	LDT2	5.1960e-003	0.05
tblVehicleEF	LDT2	0.60	0.68
tblVehicleEF	LDT2	1.17	2.36
tblVehicleEF	LDT2	298.26	281.56
tblVehicleEF	LDT2	69.08	60.37
tblVehicleEF	LDT2	0.06	0.05
tblVehicleEF	LDT2	1.7220e-003	1.3040e-003
tblVehicleEF	LDT2	2.4350e-003	1.6720e-003
tblVehicleEF	LDT2	1.5840e-003	1.2000e-003
tblVehicleEF	LDT2	2.2390e-003	1.5370e-003
tblVehicleEF	LDT2	0.05	0.08
tblVehicleEF	LDT2	0.11	0.13
tblVehicleEF	LDT2	0.04	0.07
tblVehicleEF	LDT2	0.01	0.01
tblVehicleEF	LDT2	0.07	0.48
tblVehicleEF	LDT2	0.07	0.25
tblVehicleEF	LDT2	2.9870e-003	2.7850e-003
tblVehicleEF	LDT2	7.1000e-004	5.9700e-004
tblVehicleEF	LDT2	0.05	0.08
tblVehicleEF	LDT2	0.11	0.13
tblVehicleEF	LDT2	0.04	0.07
tblVehicleEF	LDT2	0.02	0.02

Merrill Commerce Center (Phase C Operations - Trucks) - San Bernardino-South Coast County, Summer

tblVehicleEF	LDT2	0.07	0.48
tblVehicleEF	LDT2	0.08	0.27
tblVehicleEF	LHD1	4.5150e-003	4.3860e-003
tblVehicleEF	LHD1	8.0690e-003	4.3340e-003
tblVehicleEF	LHD1	0.02	0.01
tblVehicleEF	LHD1	0.14	0.17
tblVehicleEF	LHD1	0.74	0.58
tblVehicleEF	LHD1	2.07	0.92
tblVehicleEF	LHD1	9.20	9.02
tblVehicleEF	LHD1	588.15	612.33
tblVehicleEF	LHD1	28.17	10.03
tblVehicleEF	LHD1	0.08	0.07
tblVehicleEF	LHD1	1.54	1.01
tblVehicleEF	LHD1	9.4500e-004	9.9000e-004
tblVehicleEF	LHD1	0.01	0.01
tblVehicleEF	LHD1	0.01	8.8180e-003
tblVehicleEF	LHD1	7.9100e-004	2.2400e-004
tblVehicleEF	LHD1	9.0400e-004	9.4700e-004
tblVehicleEF	LHD1	2.5790e-003	2.5040e-003
tblVehicleEF	LHD1	0.01	8.4140e-003
tblVehicleEF	LHD1	7.2700e-004	2.0600e-004
tblVehicleEF	LHD1	3.2690e-003	2.5580e-003
tblVehicleEF	LHD1	0.10	0.07
tblVehicleEF	LHD1	0.02	0.02
tblVehicleEF	LHD1	1.6680e-003	1.2900e-003
tblVehicleEF	LHD1	0.07	0.05
tblVehicleEF	LHD1	0.34	0.52

Merrill Commerce Center (Phase C Operations - Trucks) - San Bernardino-South Coast County, Summer

tblVehicleEF	LHD1	0.21	0.06
tblVehicleEF	LHD1	9.1000e-005	8.7000e-005
tblVehicleEF	LHD1	5.7560e-003	5.9570e-003
tblVehicleEF	LHD1	3.2100e-004	9.9000e-005
tblVehicleEF	LHD1	3.2690e-003	2.5580e-003
tblVehicleEF	LHD1	0.10	0.07
tblVehicleEF	LHD1	0.02	0.03
tblVehicleEF	LHD1	1.6680e-003	1.2900e-003
tblVehicleEF	LHD1	0.08	0.06
tblVehicleEF	LHD1	0.34	0.52
tblVehicleEF	LHD1	0.23	0.07
tblVehicleEF	LHD1	4.5150e-003	4.4000e-003
tblVehicleEF	LHD1	8.2390e-003	4.4160e-003
tblVehicleEF	LHD1	0.01	0.01
tblVehicleEF	LHD1	0.14	0.17
tblVehicleEF	LHD1	0.75	0.59
tblVehicleEF	LHD1	1.94	0.86
tblVehicleEF	LHD1	9.20	9.02
tblVehicleEF	LHD1	588.15	612.35
tblVehicleEF	LHD1	28.17	9.93
tblVehicleEF	LHD1	0.08	0.07
tblVehicleEF	LHD1	1.44	0.94
tblVehicleEF	LHD1	9.4500e-004	9.9000e-004
tblVehicleEF	LHD1	0.01	0.01
tblVehicleEF	LHD1	0.01	8.8180e-003
tblVehicleEF	LHD1	7.9100e-004	2.2400e-004
tblVehicleEF	LHD1	9.0400e-004	9.4700e-004

Merrill Commerce Center (Phase C Operations - Trucks) - San Bernardino-South Coast County, Summer

tblVehicleEF	LHD1	2.5790e-003	2.5040e-003
tblVehicleEF	LHD1	0.01	8.4140e-003
tblVehicleEF	LHD1	7.2700e-004	2.0600e-004
tblVehicleEF	LHD1	6.3950e-003	5.0260e-003
tblVehicleEF	LHD1	0.12	0.09
tblVehicleEF	LHD1	0.02	0.02
tblVehicleEF	LHD1	3.6780e-003	2.8810e-003
tblVehicleEF	LHD1	0.07	0.05
tblVehicleEF	LHD1	0.35	0.53
tblVehicleEF	LHD1	0.20	0.06
tblVehicleEF	LHD1	9.1000e-005	8.7000e-005
tblVehicleEF	LHD1	5.7570e-003	5.9580e-003
tblVehicleEF	LHD1	3.1800e-004	9.8000e-005
tblVehicleEF	LHD1	6.3950e-003	5.0260e-003
tblVehicleEF	LHD1	0.12	0.09
tblVehicleEF	LHD1	0.02	0.03
tblVehicleEF	LHD1	3.6780e-003	2.8810e-003
tblVehicleEF	LHD1	0.08	0.06
tblVehicleEF	LHD1	0.35	0.53
tblVehicleEF	LHD1	0.22	0.06
tblVehicleEF	LHD1	4.5150e-003	4.3890e-003
tblVehicleEF	LHD1	8.0880e-003	4.3430e-003
tblVehicleEF	LHD1	0.02	0.01
tblVehicleEF	LHD1	0.14	0.17
tblVehicleEF	LHD1	0.74	0.58
tblVehicleEF	LHD1	2.04	0.90
tblVehicleEF	LHD1	9.20	9.02

Merrill Commerce Center (Phase C Operations - Trucks) - San Bernardino-South Coast County, Summer

tblVehicleEF	LHD1	588.15	612.33
tblVehicleEF	LHD1	28.17	10.01
tblVehicleEF	LHD1	0.08	0.07
tblVehicleEF	LHD1	1.51	0.99
tblVehicleEF	LHD1	9.4500e-004	9.9000e-004
tblVehicleEF	LHD1	0.01	0.01
tblVehicleEF	LHD1	0.01	8.8180e-003
tblVehicleEF	LHD1	7.9100e-004	2.2400e-004
tblVehicleEF	LHD1	9.0400e-004	9.4700e-004
tblVehicleEF	LHD1	2.5790e-003	2.5040e-003
tblVehicleEF	LHD1	0.01	8.4140e-003
tblVehicleEF	LHD1	7.2700e-004	2.0600e-004
tblVehicleEF	LHD1	3.4680e-003	2.7570e-003
tblVehicleEF	LHD1	0.12	0.09
tblVehicleEF	LHD1	0.02	0.02
tblVehicleEF	LHD1	1.6320e-003	1.2680e-003
tblVehicleEF	LHD1	0.07	0.05
tblVehicleEF	LHD1	0.37	0.56
tblVehicleEF	LHD1	0.21	0.06
tblVehicleEF	LHD1	9.1000e-005	8.7000e-005
tblVehicleEF	LHD1	5.7560e-003	5.9570e-003
tblVehicleEF	LHD1	3.2000e-004	9.9000e-005
tblVehicleEF	LHD1	3.4680e-003	2.7570e-003
tblVehicleEF	LHD1	0.12	0.09
tblVehicleEF	LHD1	0.02	0.03
tblVehicleEF	LHD1	1.6320e-003	1.2680e-003
tblVehicleEF	LHD1	0.08	0.06

Merrill Commerce Center (Phase C Operations - Trucks) - San Bernardino-South Coast County, Summer

tblVehicleEF	LHD1	0.37	0.56
tblVehicleEF	LHD1	0.22	0.07
tblVehicleEF	LHD2	3.0190e-003	2.9450e-003
tblVehicleEF	LHD2	3.0020e-003	3.0680e-003
tblVehicleEF	LHD2	5.3750e-003	7.2680e-003
tblVehicleEF	LHD2	0.12	0.13
tblVehicleEF	LHD2	0.32	0.39
tblVehicleEF	LHD2	0.99	0.52
tblVehicleEF	LHD2	14.02	14.10
tblVehicleEF	LHD2	590.99	612.80
tblVehicleEF	LHD2	23.05	7.09
tblVehicleEF	LHD2	0.09	0.10
tblVehicleEF	LHD2	0.79	1.09
tblVehicleEF	LHD2	1.1800e-003	1.4530e-003
tblVehicleEF	LHD2	0.01	0.01
tblVehicleEF	LHD2	9.5980e-003	0.01
tblVehicleEF	LHD2	3.5700e-004	1.0800e-004
tblVehicleEF	LHD2	1.1290e-003	1.3900e-003
tblVehicleEF	LHD2	2.7000e-003	2.7060e-003
tblVehicleEF	LHD2	9.1720e-003	0.01
tblVehicleEF	LHD2	3.2900e-004	1.0000e-004
tblVehicleEF	LHD2	1.0100e-003	1.2570e-003
tblVehicleEF	LHD2	0.03	0.04
tblVehicleEF	LHD2	0.01	0.02
tblVehicleEF	LHD2	5.7600e-004	6.9200e-004
tblVehicleEF	LHD2	0.04	0.05
tblVehicleEF	LHD2	0.06	0.22

Merrill Commerce Center (Phase C Operations - Trucks) - San Bernardino-South Coast County, Summer

tblVehicleEF	LHD2	0.07	0.04
tblVehicleEF	LHD2	1.3700e-004	1.3500e-004
tblVehicleEF	LHD2	5.7450e-003	5.9080e-003
tblVehicleEF	LHD2	2.4800e-004	7.0000e-005
tblVehicleEF	LHD2	1.0100e-003	1.2570e-003
tblVehicleEF	LHD2	0.03	0.04
tblVehicleEF	LHD2	0.02	0.02
tblVehicleEF	LHD2	5.7600e-004	6.9200e-004
tblVehicleEF	LHD2	0.05	0.06
tblVehicleEF	LHD2	0.06	0.22
tblVehicleEF	LHD2	0.08	0.04
tblVehicleEF	LHD2	3.0190e-003	2.9540e-003
tblVehicleEF	LHD2	3.0350e-003	3.0940e-003
tblVehicleEF	LHD2	5.1530e-003	6.9430e-003
tblVehicleEF	LHD2	0.12	0.13
tblVehicleEF	LHD2	0.32	0.40
tblVehicleEF	LHD2	0.93	0.49
tblVehicleEF	LHD2	14.02	14.10
tblVehicleEF	LHD2	590.99	612.80
tblVehicleEF	LHD2	23.05	7.04
tblVehicleEF	LHD2	0.09	0.10
tblVehicleEF	LHD2	0.74	1.03
tblVehicleEF	LHD2	1.1800e-003	1.4530e-003
tblVehicleEF	LHD2	0.01	0.01
tblVehicleEF	LHD2	9.5980e-003	0.01
tblVehicleEF	LHD2	3.5700e-004	1.0800e-004
tblVehicleEF	LHD2	1.1290e-003	1.3900e-003

Merrill Commerce Center (Phase C Operations - Trucks) - San Bernardino-South Coast County, Summer

tblVehicleEF	LHD2	2.7000e-003	2.7060e-003
tblVehicleEF	LHD2	9.1720e-003	0.01
tblVehicleEF	LHD2	3.2900e-004	1.0000e-004
tblVehicleEF	LHD2	1.9350e-003	2.4210e-003
tblVehicleEF	LHD2	0.03	0.04
tblVehicleEF	LHD2	0.01	0.02
tblVehicleEF	LHD2	1.2190e-003	1.4810e-003
tblVehicleEF	LHD2	0.04	0.05
tblVehicleEF	LHD2	0.06	0.22
tblVehicleEF	LHD2	0.07	0.03
tblVehicleEF	LHD2	1.3700e-004	1.3500e-004
tblVehicleEF	LHD2	5.7450e-003	5.9080e-003
tblVehicleEF	LHD2	2.4700e-004	7.0000e-005
tblVehicleEF	LHD2	1.9350e-003	2.4210e-003
tblVehicleEF	LHD2	0.03	0.04
tblVehicleEF	LHD2	0.02	0.02
tblVehicleEF	LHD2	1.2190e-003	1.4810e-003
tblVehicleEF	LHD2	0.05	0.06
tblVehicleEF	LHD2	0.06	0.22
tblVehicleEF	LHD2	0.08	0.04
tblVehicleEF	LHD2	3.0190e-003	2.9470e-003
tblVehicleEF	LHD2	3.0060e-003	3.0710e-003
tblVehicleEF	LHD2	5.3330e-003	7.2070e-003
tblVehicleEF	LHD2	0.12	0.13
tblVehicleEF	LHD2	0.32	0.39
tblVehicleEF	LHD2	0.97	0.52
tblVehicleEF	LHD2	14.02	14.10

Merrill Commerce Center (Phase C Operations - Trucks) - San Bernardino-South Coast County, Summer

tblVehicleEF	LHD2	590.99	612.80
tblVehicleEF	LHD2	23.05	7.08
tblVehicleEF	LHD2	0.09	0.10
tblVehicleEF	LHD2	0.77	1.07
tblVehicleEF	LHD2	1.1800e-003	1.4530e-003
tblVehicleEF	LHD2	0.01	0.01
tblVehicleEF	LHD2	9.5980e-003	0.01
tblVehicleEF	LHD2	3.5700e-004	1.0800e-004
tblVehicleEF	LHD2	1.1290e-003	1.3900e-003
tblVehicleEF	LHD2	2.7000e-003	2.7060e-003
tblVehicleEF	LHD2	9.1720e-003	0.01
tblVehicleEF	LHD2	3.2900e-004	1.0000e-004
tblVehicleEF	LHD2	1.0020e-003	1.2650e-003
tblVehicleEF	LHD2	0.03	0.04
tblVehicleEF	LHD2	0.01	0.02
tblVehicleEF	LHD2	5.6100e-004	6.7200e-004
tblVehicleEF	LHD2	0.04	0.05
tblVehicleEF	LHD2	0.07	0.24
tblVehicleEF	LHD2	0.07	0.03
tblVehicleEF	LHD2	1.3700e-004	1.3500e-004
tblVehicleEF	LHD2	5.7450e-003	5.9080e-003
tblVehicleEF	LHD2	2.4800e-004	7.0000e-005
tblVehicleEF	LHD2	1.0020e-003	1.2650e-003
tblVehicleEF	LHD2	0.03	0.04
tblVehicleEF	LHD2	0.02	0.02
tblVehicleEF	LHD2	5.6100e-004	6.7200e-004
tblVehicleEF	LHD2	0.05	0.06

Merrill Commerce Center (Phase C Operations - Trucks) - San Bernardino-South Coast County, Summer

tblVehicleEF	LHD2	0.07	0.24
tblVehicleEF	LHD2	0.08	0.04
tblVehicleEF	MCY	0.44	0.32
tblVehicleEF	MCY	0.15	0.25
tblVehicleEF	MCY	19.12	19.37
tblVehicleEF	MCY	10.00	8.87
tblVehicleEF	MCY	170.19	210.88
tblVehicleEF	MCY	44.81	60.33
tblVehicleEF	MCY	1.15	1.15
tblVehicleEF	MCY	2.0020e-003	1.9620e-003
tblVehicleEF	MCY	3.3000e-003	2.8020e-003
tblVehicleEF	MCY	1.8700e-003	1.8320e-003
tblVehicleEF	MCY	3.0980e-003	2.6300e-003
tblVehicleEF	MCY	1.43	1.45
tblVehicleEF	MCY	0.79	0.81
tblVehicleEF	MCY	0.77	0.78
tblVehicleEF	MCY	2.17	2.18
tblVehicleEF	MCY	0.44	1.74
tblVehicleEF	MCY	2.11	1.87
tblVehicleEF	MCY	2.0780e-003	2.0870e-003
tblVehicleEF	MCY	6.7400e-004	5.9700e-004
tblVehicleEF	MCY	1.43	1.45
tblVehicleEF	MCY	0.79	0.81
tblVehicleEF	MCY	0.77	0.78
tblVehicleEF	MCY	2.69	2.70
tblVehicleEF	MCY	0.44	1.74
tblVehicleEF	MCY	2.29	2.03

Merrill Commerce Center (Phase C Operations - Trucks) - San Bernardino-South Coast County, Summer

tblVehicleEF	MCY	0.43	0.32
tblVehicleEF	MCY	0.13	0.21
tblVehicleEF	MCY	19.26	19.51
tblVehicleEF	MCY	9.04	7.97
tblVehicleEF	MCY	170.19	210.93
tblVehicleEF	MCY	44.81	58.05
tblVehicleEF	MCY	0.98	0.98
tblVehicleEF	MCY	2.0020e-003	1.9620e-003
tblVehicleEF	MCY	3.3000e-003	2.8020e-003
tblVehicleEF	MCY	1.8700e-003	1.8320e-003
tblVehicleEF	MCY	3.0980e-003	2.6300e-003
tblVehicleEF	MCY	3.08	3.13
tblVehicleEF	MCY	1.21	1.26
tblVehicleEF	MCY	2.05	2.08
tblVehicleEF	MCY	2.12	2.13
tblVehicleEF	MCY	0.44	1.74
tblVehicleEF	MCY	1.82	1.60
tblVehicleEF	MCY	2.0780e-003	2.0870e-003
tblVehicleEF	MCY	6.4900e-004	5.7400e-004
tblVehicleEF	MCY	3.08	3.13
tblVehicleEF	MCY	1.21	1.26
tblVehicleEF	MCY	2.05	2.08
tblVehicleEF	MCY	2.64	2.64
tblVehicleEF	MCY	0.44	1.74
tblVehicleEF	MCY	1.98	1.75
tblVehicleEF	MCY	0.44	0.32
tblVehicleEF	MCY	0.15	0.24

Merrill Commerce Center (Phase C Operations - Trucks) - San Bernardino-South Coast County, Summer

tblVehicleEF	MCY	18.32	18.54
tblVehicleEF	MCY	9.65	8.53
tblVehicleEF	MCY	170.19	209.44
tblVehicleEF	MCY	44.81	59.57
tblVehicleEF	MCY	1.11	1.11
tblVehicleEF	MCY	2.0020e-003	1.9620e-003
tblVehicleEF	MCY	3.3000e-003	2.8020e-003
tblVehicleEF	MCY	1.8700e-003	1.8320e-003
tblVehicleEF	MCY	3.0980e-003	2.6300e-003
tblVehicleEF	MCY	1.68	1.70
tblVehicleEF	MCY	1.05	1.07
tblVehicleEF	MCY	0.69	0.70
tblVehicleEF	MCY	2.14	2.14
tblVehicleEF	MCY	0.50	2.00
tblVehicleEF	MCY	2.04	1.80
tblVehicleEF	MCY	2.0640e-003	2.0730e-003
tblVehicleEF	MCY	6.6600e-004	5.9000e-004
tblVehicleEF	MCY	1.68	1.70
tblVehicleEF	MCY	1.05	1.07
tblVehicleEF	MCY	0.69	0.70
tblVehicleEF	MCY	2.65	2.66
tblVehicleEF	MCY	0.50	2.00
tblVehicleEF	MCY	2.22	1.96
tblVehicleEF	MDV	8.5490e-003	3.4430e-003
tblVehicleEF	MDV	0.01	0.06
tblVehicleEF	MDV	0.97	0.80
tblVehicleEF	MDV	2.26	2.68

Merrill Commerce Center (Phase C Operations - Trucks) - San Bernardino-South Coast County, Summer

tblVehicleEF	MDV	424.40	358.68
tblVehicleEF	MDV	95.54	75.12
tblVehicleEF	MDV	0.12	0.07
tblVehicleEF	MDV	1.7550e-003	1.3620e-003
tblVehicleEF	MDV	2.3950e-003	1.6900e-003
tblVehicleEF	MDV	1.6170e-003	1.2560e-003
tblVehicleEF	MDV	2.2020e-003	1.5540e-003
tblVehicleEF	MDV	0.09	0.11
tblVehicleEF	MDV	0.18	0.15
tblVehicleEF	MDV	0.08	0.09
tblVehicleEF	MDV	0.02	0.01
tblVehicleEF	MDV	0.10	0.46
tblVehicleEF	MDV	0.17	0.31
tblVehicleEF	MDV	4.2490e-003	3.5450e-003
tblVehicleEF	MDV	9.9500e-004	7.4300e-004
tblVehicleEF	MDV	0.09	0.11
tblVehicleEF	MDV	0.18	0.15
tblVehicleEF	MDV	0.08	0.09
tblVehicleEF	MDV	0.03	0.02
tblVehicleEF	MDV	0.10	0.46
tblVehicleEF	MDV	0.18	0.34
tblVehicleEF	MDV	9.6990e-003	3.9420e-003
tblVehicleEF	MDV	0.01	0.06
tblVehicleEF	MDV	1.19	0.97
tblVehicleEF	MDV	1.87	2.22
tblVehicleEF	MDV	461.94	380.41
tblVehicleEF	MDV	95.54	74.23

Merrill Commerce Center (Phase C Operations - Trucks) - San Bernardino-South Coast County, Summer

tblVehicleEF	MDV	0.10	0.06
tblVehicleEF	MDV	1.7550e-003	1.3620e-003
tblVehicleEF	MDV	2.3950e-003	1.6900e-003
tblVehicleEF	MDV	1.6170e-003	1.2560e-003
tblVehicleEF	MDV	2.2020e-003	1.5540e-003
tblVehicleEF	MDV	0.18	0.21
tblVehicleEF	MDV	0.20	0.17
tblVehicleEF	MDV	0.16	0.19
tblVehicleEF	MDV	0.02	0.02
tblVehicleEF	MDV	0.10	0.46
tblVehicleEF	MDV	0.14	0.26
tblVehicleEF	MDV	4.6270e-003	3.7610e-003
tblVehicleEF	MDV	9.8800e-004	7.3500e-004
tblVehicleEF	MDV	0.18	0.21
tblVehicleEF	MDV	0.20	0.17
tblVehicleEF	MDV	0.16	0.19
tblVehicleEF	MDV	0.04	0.02
tblVehicleEF	MDV	0.10	0.46
tblVehicleEF	MDV	0.15	0.28
tblVehicleEF	MDV	8.3240e-003	3.3580e-003
tblVehicleEF	MDV	0.01	0.06
tblVehicleEF	MDV	0.92	0.75
tblVehicleEF	MDV	2.23	2.64
tblVehicleEF	MDV	415.65	353.53
tblVehicleEF	MDV	95.54	75.05
tblVehicleEF	MDV	0.11	0.06
tblVehicleEF	MDV	1.7550e-003	1.3620e-003

Merrill Commerce Center (Phase C Operations - Trucks) - San Bernardino-South Coast County, Summer

tblVehicleEF	MDV	2.3950e-003	1.6900e-003
tblVehicleEF	MDV	1.6170e-003	1.2560e-003
tblVehicleEF	MDV	2.2020e-003	1.5540e-003
tblVehicleEF	MDV	0.09	0.10
tblVehicleEF	MDV	0.19	0.16
tblVehicleEF	MDV	0.07	0.09
tblVehicleEF	MDV	0.02	0.01
tblVehicleEF	MDV	0.12	0.53
tblVehicleEF	MDV	0.16	0.31
tblVehicleEF	MDV	4.1610e-003	3.4950e-003
tblVehicleEF	MDV	9.9400e-004	7.4300e-004
tblVehicleEF	MDV	0.09	0.10
tblVehicleEF	MDV	0.19	0.16
tblVehicleEF	MDV	0.07	0.09
tblVehicleEF	MDV	0.03	0.02
tblVehicleEF	MDV	0.12	0.53
tblVehicleEF	MDV	0.18	0.34
tblVehicleEF	MH	0.02	3.4970e-003
tblVehicleEF	MH	0.02	0.00
tblVehicleEF	MH	1.71	0.32
tblVehicleEF	MH	5.12	0.00
tblVehicleEF	MH	1,044.82	918.79
tblVehicleEF	MH	58.27	0.00
tblVehicleEF	MH	1.20	3.97
tblVehicleEF	MH	0.01	0.02
tblVehicleEF	MH	0.03	0.12
tblVehicleEF	MH	9.8200e-004	0.00

Merrill Commerce Center (Phase C Operations - Trucks) - San Bernardino-South Coast County, Summer

tblVehicleEF	MH	3.2250e-003	4.0000e-003
tblVehicleEF	MH	0.03	0.11
tblVehicleEF	MH	9.0300e-004	0.00
tblVehicleEF	MH	1.16	0.00
tblVehicleEF	MH	0.07	0.00
tblVehicleEF	MH	0.41	0.00
tblVehicleEF	MH	0.07	0.08
tblVehicleEF	MH	0.03	0.00
tblVehicleEF	MH	0.30	0.00
tblVehicleEF	MH	0.01	8.6860e-003
tblVehicleEF	MH	6.7200e-004	0.00
tblVehicleEF	MH	1.16	0.00
tblVehicleEF	MH	0.07	0.00
tblVehicleEF	MH	0.41	0.00
tblVehicleEF	MH	0.09	0.09
tblVehicleEF	MH	0.03	0.00
tblVehicleEF	MH	0.33	0.00
tblVehicleEF	MH	0.02	3.4970e-003
tblVehicleEF	MH	0.02	0.00
tblVehicleEF	MH	1.77	0.32
tblVehicleEF	MH	4.67	0.00
tblVehicleEF	MH	1,044.82	918.79
tblVehicleEF	MH	58.27	0.00
tblVehicleEF	MH	1.10	3.73
tblVehicleEF	MH	0.01	0.02
tblVehicleEF	MH	0.03	0.12
tblVehicleEF	MH	9.8200e-004	0.00

Merrill Commerce Center (Phase C Operations - Trucks) - San Bernardino-South Coast County, Summer

tblVehicleEF	MH	3.2250e-003	4.0000e-003
tblVehicleEF	MH	0.03	0.11
tblVehicleEF	MH	9.0300e-004	0.00
tblVehicleEF	MH	2.28	0.00
tblVehicleEF	MH	0.09	0.00
tblVehicleEF	MH	0.97	0.00
tblVehicleEF	MH	0.07	0.08
tblVehicleEF	MH	0.03	0.00
tblVehicleEF	MH	0.28	0.00
tblVehicleEF	MH	0.01	8.6860e-003
tblVehicleEF	MH	6.6400e-004	0.00
tblVehicleEF	MH	2.28	0.00
tblVehicleEF	MH	0.09	0.00
tblVehicleEF	MH	0.97	0.00
tblVehicleEF	MH	0.09	0.09
tblVehicleEF	MH	0.03	0.00
tblVehicleEF	MH	0.31	0.00
tblVehicleEF	MH	0.02	3.4970e-003
tblVehicleEF	MH	0.02	0.00
tblVehicleEF	MH	1.71	0.32
tblVehicleEF	MH	5.07	0.00
tblVehicleEF	MH	1,044.82	918.79
tblVehicleEF	MH	58.27	0.00
tblVehicleEF	MH	1.17	3.90
tblVehicleEF	MH	0.01	0.02
tblVehicleEF	MH	0.03	0.12
tblVehicleEF	MH	9.8200e-004	0.00

Merrill Commerce Center (Phase C Operations - Trucks) - San Bernardino-South Coast County, Summer

tblVehicleEF	MH	3.2250e-003	4.0000e-003
tblVehicleEF	MH	0.03	0.11
tblVehicleEF	MH	9.0300e-004	0.00
tblVehicleEF	MH	1.34	0.00
tblVehicleEF	MH	0.09	0.00
tblVehicleEF	MH	0.43	0.00
tblVehicleEF	MH	0.07	0.08
tblVehicleEF	MH	0.03	0.00
tblVehicleEF	MH	0.30	0.00
tblVehicleEF	MH	0.01	8.6860e-003
tblVehicleEF	MH	6.7100e-004	0.00
tblVehicleEF	MH	1.34	0.00
tblVehicleEF	MH	0.09	0.00
tblVehicleEF	MH	0.43	0.00
tblVehicleEF	MH	0.09	0.09
tblVehicleEF	MH	0.03	0.00
tblVehicleEF	MH	0.32	0.00
tblVehicleEF	MHD	0.02	2.9940e-003
tblVehicleEF	MHD	2.1980e-003	9.6000e-004
tblVehicleEF	MHD	0.04	7.1190e-003
tblVehicleEF	MHD	0.29	0.33
tblVehicleEF	MHD	0.20	0.13
tblVehicleEF	MHD	3.68	0.75
tblVehicleEF	MHD	158.15	61.88
tblVehicleEF	MHD	1,094.62	924.73
tblVehicleEF	MHD	48.60	7.15
tblVehicleEF	MHD	0.42	0.33

Merrill Commerce Center (Phase C Operations - Trucks) - San Bernardino-South Coast County, Summer

tblVehicleEF	MHD	0.62	1.01
tblVehicleEF	MHD	8.1000e-005	2.0700e-004
tblVehicleEF	MHD	2.7670e-003	7.7130e-003
tblVehicleEF	MHD	6.4800e-004	8.3000e-005
tblVehicleEF	MHD	7.7000e-005	1.9800e-004
tblVehicleEF	MHD	2.6430e-003	7.3750e-003
tblVehicleEF	MHD	5.9600e-004	7.6000e-005
tblVehicleEF	MHD	9.1200e-004	4.0900e-004
tblVehicleEF	MHD	0.03	0.01
tblVehicleEF	MHD	0.02	0.01
tblVehicleEF	MHD	5.0100e-004	2.2400e-004
tblVehicleEF	MHD	0.03	9.7180e-003
tblVehicleEF	MHD	0.01	0.08
tblVehicleEF	MHD	0.23	0.04
tblVehicleEF	MHD	1.5190e-003	5.8700e-004
tblVehicleEF	MHD	0.01	8.8120e-003
tblVehicleEF	MHD	5.5000e-004	7.1000e-005
tblVehicleEF	MHD	9.1200e-004	4.0900e-004
tblVehicleEF	MHD	0.03	0.01
tblVehicleEF	MHD	0.03	0.02
tblVehicleEF	MHD	5.0100e-004	2.2400e-004
tblVehicleEF	MHD	0.03	0.01
tblVehicleEF	MHD	0.01	0.08
tblVehicleEF	MHD	0.25	0.04
tblVehicleEF	MHD	0.01	2.8540e-003
tblVehicleEF	MHD	2.2250e-003	9.7900e-004
tblVehicleEF	MHD	0.04	6.7960e-003

Merrill Commerce Center (Phase C Operations - Trucks) - San Bernardino-South Coast County, Summer

tblVehicleEF	MHD	0.21	0.29
tblVehicleEF	MHD	0.20	0.13
tblVehicleEF	MHD	3.44	0.70
tblVehicleEF	MHD	167.52	61.59
tblVehicleEF	MHD	1,094.62	924.73
tblVehicleEF	MHD	48.60	7.06
tblVehicleEF	MHD	0.44	0.32
tblVehicleEF	MHD	0.58	0.95
tblVehicleEF	MHD	6.8000e-005	1.7800e-004
tblVehicleEF	MHD	2.7670e-003	7.7130e-003
tblVehicleEF	MHD	6.4800e-004	8.3000e-005
tblVehicleEF	MHD	6.5000e-005	1.7000e-004
tblVehicleEF	MHD	2.6430e-003	7.3750e-003
tblVehicleEF	MHD	5.9600e-004	7.6000e-005
tblVehicleEF	MHD	1.7790e-003	7.9800e-004
tblVehicleEF	MHD	0.04	0.02
tblVehicleEF	MHD	0.02	0.01
tblVehicleEF	MHD	1.1090e-003	4.9600e-004
tblVehicleEF	MHD	0.03	9.7970e-003
tblVehicleEF	MHD	0.01	0.08
tblVehicleEF	MHD	0.22	0.03
tblVehicleEF	MHD	1.6070e-003	5.8400e-004
tblVehicleEF	MHD	0.01	8.8120e-003
tblVehicleEF	MHD	5.4600e-004	7.0000e-005
tblVehicleEF	MHD	1.7790e-003	7.9800e-004
tblVehicleEF	MHD	0.04	0.02
tblVehicleEF	MHD	0.03	0.02

Merrill Commerce Center (Phase C Operations - Trucks) - San Bernardino-South Coast County, Summer

tblVehicleEF	MHD	1.1090e-003	4.9600e-004
tblVehicleEF	MHD	0.03	0.01
tblVehicleEF	MHD	0.01	0.08
tblVehicleEF	MHD	0.24	0.04
tblVehicleEF	MHD	0.02	3.2040e-003
tblVehicleEF	MHD	2.2010e-003	9.6100e-004
tblVehicleEF	MHD	0.04	7.0350e-003
tblVehicleEF	MHD	0.40	0.39
tblVehicleEF	MHD	0.20	0.13
tblVehicleEF	MHD	3.62	0.74
tblVehicleEF	MHD	145.20	62.28
tblVehicleEF	MHD	1,094.62	924.73
tblVehicleEF	MHD	48.60	7.13
tblVehicleEF	MHD	0.40	0.35
tblVehicleEF	MHD	0.61	0.99
tblVehicleEF	MHD	9.8000e-005	2.4800e-004
tblVehicleEF	MHD	2.7670e-003	7.7130e-003
tblVehicleEF	MHD	6.4800e-004	8.3000e-005
tblVehicleEF	MHD	9.4000e-005	2.3700e-004
tblVehicleEF	MHD	2.6430e-003	7.3750e-003
tblVehicleEF	MHD	5.9600e-004	7.6000e-005
tblVehicleEF	MHD	9.3500e-004	4.2100e-004
tblVehicleEF	MHD	0.03	0.02
tblVehicleEF	MHD	0.02	0.02
tblVehicleEF	MHD	4.8700e-004	2.1800e-004
tblVehicleEF	MHD	0.03	9.7270e-003
tblVehicleEF	MHD	0.01	0.08

Merrill Commerce Center (Phase C Operations - Trucks) - San Bernardino-South Coast County, Summer

tblVehicleEF	MHD	0.22	0.04
tblVehicleEF	MHD	1.3960e-003	5.9100e-004
tblVehicleEF	MHD	0.01	8.8120e-003
tblVehicleEF	MHD	5.4900e-004	7.1000e-005
tblVehicleEF	MHD	9.3500e-004	4.2100e-004
tblVehicleEF	MHD	0.03	0.02
tblVehicleEF	MHD	0.03	0.02
tblVehicleEF	MHD	4.8700e-004	2.1800e-004
tblVehicleEF	MHD	0.03	0.01
tblVehicleEF	MHD	0.01	0.08
tblVehicleEF	MHD	0.25	0.04
tblVehicleEF	OBUS	0.01	8.9910e-003
tblVehicleEF	OBUS	5.5880e-003	5.0340e-003
tblVehicleEF	OBUS	0.02	0.02
tblVehicleEF	OBUS	0.24	0.52
tblVehicleEF	OBUS	0.37	0.59
tblVehicleEF	OBUS	5.06	2.45
tblVehicleEF	OBUS	67.58	67.60
tblVehicleEF	OBUS	1,116.49	1,365.08
tblVehicleEF	OBUS	69.55	20.25
tblVehicleEF	OBUS	0.13	0.25
tblVehicleEF	OBUS	0.43	0.85
tblVehicleEF	OBUS	1.2000e-005	8.5000e-005
tblVehicleEF	OBUS	2.0510e-003	6.3820e-003
tblVehicleEF	OBUS	9.6400e-004	2.3500e-004
tblVehicleEF	OBUS	1.1000e-005	8.1000e-005
tblVehicleEF	OBUS	1.9380e-003	6.0850e-003

Merrill Commerce Center (Phase C Operations - Trucks) - San Bernardino-South Coast County, Summer

tblVehicleEF	OBUS	8.8700e-004	2.1600e-004
tblVehicleEF	OBUS	1.8580e-003	2.6690e-003
tblVehicleEF	OBUS	0.02	0.03
tblVehicleEF	OBUS	0.03	0.05
tblVehicleEF	OBUS	8.2500e-004	1.1300e-003
tblVehicleEF	OBUS	0.03	0.03
tblVehicleEF	OBUS	0.05	0.32
tblVehicleEF	OBUS	0.32	0.12
tblVehicleEF	OBUS	6.5700e-004	6.4500e-004
tblVehicleEF	OBUS	0.01	0.01
tblVehicleEF	OBUS	7.8400e-004	2.0000e-004
tblVehicleEF	OBUS	1.8580e-003	2.6690e-003
tblVehicleEF	OBUS	0.02	0.03
tblVehicleEF	OBUS	0.04	0.06
tblVehicleEF	OBUS	8.2500e-004	1.1300e-003
tblVehicleEF	OBUS	0.03	0.04
tblVehicleEF	OBUS	0.05	0.32
tblVehicleEF	OBUS	0.35	0.13
tblVehicleEF	OBUS	0.01	9.0700e-003
tblVehicleEF	OBUS	5.7260e-003	5.1780e-003
tblVehicleEF	OBUS	0.02	0.02
tblVehicleEF	OBUS	0.24	0.52
tblVehicleEF	OBUS	0.38	0.60
tblVehicleEF	OBUS	4.64	2.25
tblVehicleEF	OBUS	70.58	66.89
tblVehicleEF	OBUS	1,116.49	1,365.10
tblVehicleEF	OBUS	69.55	19.90

Merrill Commerce Center (Phase C Operations - Trucks) - San Bernardino-South Coast County, Summer

tblVehicleEF	OBUS	0.13	0.24
tblVehicleEF	OBUS	0.40	0.78
tblVehicleEF	OBUS	1.0000e-005	7.5000e-005
tblVehicleEF	OBUS	2.0510e-003	6.3820e-003
tblVehicleEF	OBUS	9.6400e-004	2.3500e-004
tblVehicleEF	OBUS	1.0000e-005	7.2000e-005
tblVehicleEF	OBUS	1.9380e-003	6.0850e-003
tblVehicleEF	OBUS	8.8700e-004	2.1600e-004
tblVehicleEF	OBUS	3.5980e-003	5.1580e-003
tblVehicleEF	OBUS	0.02	0.03
tblVehicleEF	OBUS	0.03	0.05
tblVehicleEF	OBUS	1.8620e-003	2.5390e-003
tblVehicleEF	OBUS	0.03	0.03
tblVehicleEF	OBUS	0.05	0.32
tblVehicleEF	OBUS	0.30	0.11
tblVehicleEF	OBUS	6.8600e-004	6.3800e-004
tblVehicleEF	OBUS	0.01	0.01
tblVehicleEF	OBUS	7.7700e-004	1.9700e-004
tblVehicleEF	OBUS	3.5980e-003	5.1580e-003
tblVehicleEF	OBUS	0.02	0.03
tblVehicleEF	OBUS	0.04	0.07
tblVehicleEF	OBUS	1.8620e-003	2.5390e-003
tblVehicleEF	OBUS	0.04	0.04
tblVehicleEF	OBUS	0.05	0.32
tblVehicleEF	OBUS	0.33	0.12
tblVehicleEF	OBUS	0.01	8.9240e-003
tblVehicleEF	OBUS	5.6030e-003	5.0500e-003

Merrill Commerce Center (Phase C Operations - Trucks) - San Bernardino-South Coast County, Summer

tblVehicleEF	OBUS	0.02	0.02
tblVehicleEF	OBUS	0.25	0.52
tblVehicleEF	OBUS	0.37	0.59
tblVehicleEF	OBUS	5.03	2.43
tblVehicleEF	OBUS	63.44	68.58
tblVehicleEF	OBUS	1,116.49	1,365.08
tblVehicleEF	OBUS	69.55	20.22
tblVehicleEF	OBUS	0.12	0.27
tblVehicleEF	OBUS	0.42	0.83
tblVehicleEF	OBUS	1.4000e-005	9.8000e-005
tblVehicleEF	OBUS	2.0510e-003	6.3820e-003
tblVehicleEF	OBUS	9.6400e-004	2.3500e-004
tblVehicleEF	OBUS	1.4000e-005	9.4000e-005
tblVehicleEF	OBUS	1.9380e-003	6.0850e-003
tblVehicleEF	OBUS	8.8700e-004	2.1600e-004
tblVehicleEF	OBUS	1.8980e-003	2.7930e-003
tblVehicleEF	OBUS	0.02	0.03
tblVehicleEF	OBUS	0.03	0.05
tblVehicleEF	OBUS	8.1700e-004	1.1300e-003
tblVehicleEF	OBUS	0.03	0.03
tblVehicleEF	OBUS	0.05	0.34
tblVehicleEF	OBUS	0.31	0.12
tblVehicleEF	OBUS	6.1800e-004	6.5400e-004
tblVehicleEF	OBUS	0.01	0.01
tblVehicleEF	OBUS	7.8400e-004	2.0000e-004
tblVehicleEF	OBUS	1.8980e-003	2.7930e-003
tblVehicleEF	OBUS	0.02	0.03

Merrill Commerce Center (Phase C Operations - Trucks) - San Bernardino-South Coast County, Summer

tblVehicleEF	OBUS	0.04	0.06
tblVehicleEF	OBUS	8.1700e-004	1.1300e-003
tblVehicleEF	OBUS	0.03	0.04
tblVehicleEF	OBUS	0.05	0.34
tblVehicleEF	OBUS	0.34	0.13
tblVehicleEF	SBUS	0.82	0.05
tblVehicleEF	SBUS	7.8130e-003	5.3990e-003
tblVehicleEF	SBUS	0.06	4.5740e-003
tblVehicleEF	SBUS	6.12	2.19
tblVehicleEF	SBUS	0.49	0.47
tblVehicleEF	SBUS	5.01	0.59
tblVehicleEF	SBUS	1,203.07	329.54
tblVehicleEF	SBUS	1,105.95	1,067.20
tblVehicleEF	SBUS	41.30	3.57
tblVehicleEF	SBUS	8.58	2.94
tblVehicleEF	SBUS	3.25	4.02
tblVehicleEF	SBUS	6.6860e-003	2.6920e-003
tblVehicleEF	SBUS	0.01	0.01
tblVehicleEF	SBUS	0.02	0.02
tblVehicleEF	SBUS	6.3200e-004	3.8000e-005
tblVehicleEF	SBUS	6.3970e-003	2.5760e-003
tblVehicleEF	SBUS	2.7260e-003	2.7350e-003
tblVehicleEF	SBUS	0.02	0.02
tblVehicleEF	SBUS	5.8100e-004	3.5000e-005
tblVehicleEF	SBUS	3.1550e-003	8.0900e-004
tblVehicleEF	SBUS	0.02	6.0880e-003
tblVehicleEF	SBUS	0.72	0.23

Merrill Commerce Center (Phase C Operations - Trucks) - San Bernardino-South Coast County, Summer

tblVehicleEF	SBUS	1.5070e-003	4.0900e-004
tblVehicleEF	SBUS	0.09	0.08
tblVehicleEF	SBUS	9.7290e-003	0.04
tblVehicleEF	SBUS	0.26	0.03
tblVehicleEF	SBUS	0.01	3.1350e-003
tblVehicleEF	SBUS	0.01	0.01
tblVehicleEF	SBUS	5.0000e-004	3.5000e-005
tblVehicleEF	SBUS	3.1550e-003	8.0900e-004
tblVehicleEF	SBUS	0.02	6.0880e-003
tblVehicleEF	SBUS	1.04	0.32
tblVehicleEF	SBUS	1.5070e-003	4.0900e-004
tblVehicleEF	SBUS	0.11	0.09
tblVehicleEF	SBUS	9.7290e-003	0.04
tblVehicleEF	SBUS	0.29	0.03
tblVehicleEF	SBUS	0.82	0.05
tblVehicleEF	SBUS	7.9420e-003	5.4670e-003
tblVehicleEF	SBUS	0.05	3.7780e-003
tblVehicleEF	SBUS	6.01	2.16
tblVehicleEF	SBUS	0.50	0.47
tblVehicleEF	SBUS	3.43	0.42
tblVehicleEF	SBUS	1,262.44	335.12
tblVehicleEF	SBUS	1,105.95	1,067.21
tblVehicleEF	SBUS	41.30	3.27
tblVehicleEF	SBUS	8.85	2.98
tblVehicleEF	SBUS	3.05	3.77
tblVehicleEF	SBUS	5.6360e-003	2.2790e-003
tblVehicleEF	SBUS	0.01	0.01

Merrill Commerce Center (Phase C Operations - Trucks) - San Bernardino-South Coast County, Summer

tblVehicleEF	SBUS	0.02	0.02
tblVehicleEF	SBUS	6.3200e-004	3.8000e-005
tblVehicleEF	SBUS	5.3920e-003	2.1800e-003
tblVehicleEF	SBUS	2.7260e-003	2.7350e-003
tblVehicleEF	SBUS	0.02	0.02
tblVehicleEF	SBUS	5.8100e-004	3.5000e-005
tblVehicleEF	SBUS	5.9800e-003	1.4630e-003
tblVehicleEF	SBUS	0.02	6.3280e-003
tblVehicleEF	SBUS	0.72	0.23
tblVehicleEF	SBUS	3.2100e-003	7.8800e-004
tblVehicleEF	SBUS	0.09	0.08
tblVehicleEF	SBUS	8.8900e-003	0.03
tblVehicleEF	SBUS	0.21	0.02
tblVehicleEF	SBUS	0.01	3.1880e-003
tblVehicleEF	SBUS	0.01	0.01
tblVehicleEF	SBUS	4.7300e-004	3.2000e-005
tblVehicleEF	SBUS	5.9800e-003	1.4630e-003
tblVehicleEF	SBUS	0.02	6.3280e-003
tblVehicleEF	SBUS	1.04	0.32
tblVehicleEF	SBUS	3.2100e-003	7.8800e-004
tblVehicleEF	SBUS	0.11	0.09
tblVehicleEF	SBUS	8.8900e-003	0.03
tblVehicleEF	SBUS	0.24	0.02
tblVehicleEF	SBUS	0.82	0.05
tblVehicleEF	SBUS	7.8160e-003	5.3960e-003
tblVehicleEF	SBUS	0.06	4.6760e-003
tblVehicleEF	SBUS	6.28	2.24

Merrill Commerce Center (Phase C Operations - Trucks) - San Bernardino-South Coast County, Summer

tblVehicleEF	SBUS	0.49	0.46
tblVehicleEF	SBUS	5.06	0.61
tblVehicleEF	SBUS	1,121.07	321.84
tblVehicleEF	SBUS	1,105.95	1,067.20
tblVehicleEF	SBUS	41.30	3.59
tblVehicleEF	SBUS	8.20	2.88
tblVehicleEF	SBUS	3.20	3.96
tblVehicleEF	SBUS	8.1350e-003	3.2630e-003
tblVehicleEF	SBUS	0.01	0.01
tblVehicleEF	SBUS	0.02	0.02
tblVehicleEF	SBUS	6.3200e-004	3.8000e-005
tblVehicleEF	SBUS	7.7830e-003	3.1220e-003
tblVehicleEF	SBUS	2.7260e-003	2.7350e-003
tblVehicleEF	SBUS	0.02	0.02
tblVehicleEF	SBUS	5.8100e-004	3.5000e-005
tblVehicleEF	SBUS	3.0260e-003	7.5100e-004
tblVehicleEF	SBUS	0.02	6.2180e-003
tblVehicleEF	SBUS	0.73	0.23
tblVehicleEF	SBUS	1.4810e-003	4.0900e-004
tblVehicleEF	SBUS	0.09	0.08
tblVehicleEF	SBUS	0.01	0.04
tblVehicleEF	SBUS	0.27	0.03
tblVehicleEF	SBUS	0.01	3.0620e-003
tblVehicleEF	SBUS	0.01	0.01
tblVehicleEF	SBUS	5.0000e-004	3.6000e-005
tblVehicleEF	SBUS	3.0260e-003	7.5100e-004
tblVehicleEF	SBUS	0.02	6.2180e-003

Merrill Commerce Center (Phase C Operations - Trucks) - San Bernardino-South Coast County, Summer

tblVehicleEF	SBUS	1.05	0.32
tblVehicleEF	SBUS	1.4810e-003	4.0900e-004
tblVehicleEF	SBUS	0.11	0.09
tblVehicleEF	SBUS	0.01	0.04
tblVehicleEF	SBUS	0.29	0.03
tblVehicleEF	UBUS	1.45	4.21
tblVehicleEF	UBUS	0.08	0.02
tblVehicleEF	UBUS	7.26	32.80
tblVehicleEF	UBUS	12.29	1.40
tblVehicleEF	UBUS	1,786.94	1,717.18
tblVehicleEF	UBUS	140.81	16.38
tblVehicleEF	UBUS	3.74	0.36
tblVehicleEF	UBUS	0.51	0.08
tblVehicleEF	UBUS	0.01	0.03
tblVehicleEF	UBUS	0.04	2.7210e-003
tblVehicleEF	UBUS	1.4740e-003	2.1500e-004
tblVehicleEF	UBUS	0.22	0.03
tblVehicleEF	UBUS	3.0000e-003	6.3130e-003
tblVehicleEF	UBUS	0.04	2.5860e-003
tblVehicleEF	UBUS	1.3550e-003	1.9700e-004
tblVehicleEF	UBUS	6.8450e-003	1.9240e-003
tblVehicleEF	UBUS	0.09	0.01
tblVehicleEF	UBUS	3.4980e-003	8.4100e-004
tblVehicleEF	UBUS	0.36	0.06
tblVehicleEF	UBUS	0.02	0.05
tblVehicleEF	UBUS	1.04	0.07
tblVehicleEF	UBUS	9.2910e-003	3.7330e-003

Merrill Commerce Center (Phase C Operations - Trucks) - San Bernardino-South Coast County, Summer

tblVehicleEF	UBUS	1.6330e-003	1.6200e-004
tblVehicleEF	UBUS	6.8450e-003	1.9240e-003
tblVehicleEF	UBUS	0.09	0.01
tblVehicleEF	UBUS	3.4980e-003	8.4100e-004
tblVehicleEF	UBUS	1.85	4.30
tblVehicleEF	UBUS	0.02	0.05
tblVehicleEF	UBUS	1.13	0.08
tblVehicleEF	UBUS	1.45	4.21
tblVehicleEF	UBUS	0.07	0.02
tblVehicleEF	UBUS	7.32	32.80
tblVehicleEF	UBUS	10.15	1.15
tblVehicleEF	UBUS	1,786.94	1,717.18
tblVehicleEF	UBUS	140.81	15.96
tblVehicleEF	UBUS	3.47	0.36
tblVehicleEF	UBUS	0.51	0.08
tblVehicleEF	UBUS	0.01	0.03
tblVehicleEF	UBUS	0.04	2.7210e-003
tblVehicleEF	UBUS	1.4740e-003	2.1500e-004
tblVehicleEF	UBUS	0.22	0.03
tblVehicleEF	UBUS	3.0000e-003	6.3130e-003
tblVehicleEF	UBUS	0.04	2.5860e-003
tblVehicleEF	UBUS	1.3550e-003	1.9700e-004
tblVehicleEF	UBUS	0.01	3.6430e-003
tblVehicleEF	UBUS	0.11	0.01
tblVehicleEF	UBUS	8.0770e-003	1.8680e-003
tblVehicleEF	UBUS	0.36	0.06
tblVehicleEF	UBUS	0.02	0.05

Merrill Commerce Center (Phase C Operations - Trucks) - San Bernardino-South Coast County, Summer

tblVehicleEF	UBUS	0.93	0.06
tblVehicleEF	UBUS	9.2920e-003	3.7330e-003
tblVehicleEF	UBUS	1.5960e-003	1.5800e-004
tblVehicleEF	UBUS	0.01	3.6430e-003
tblVehicleEF	UBUS	0.11	0.01
tblVehicleEF	UBUS	8.0770e-003	1.8680e-003
tblVehicleEF	UBUS	1.85	4.30
tblVehicleEF	UBUS	0.02	0.05
tblVehicleEF	UBUS	1.02	0.07
tblVehicleEF	UBUS	1.45	4.21
tblVehicleEF	UBUS	0.08	0.02
tblVehicleEF	UBUS	7.27	32.80
tblVehicleEF	UBUS	11.92	1.37
tblVehicleEF	UBUS	1,786.94	1,717.18
tblVehicleEF	UBUS	140.81	16.32
tblVehicleEF	UBUS	3.67	0.36
tblVehicleEF	UBUS	0.51	0.08
tblVehicleEF	UBUS	0.01	0.03
tblVehicleEF	UBUS	0.04	2.7210e-003
tblVehicleEF	UBUS	1.4740e-003	2.1500e-004
tblVehicleEF	UBUS	0.22	0.03
tblVehicleEF	UBUS	3.0000e-003	6.3130e-003
tblVehicleEF	UBUS	0.04	2.5860e-003
tblVehicleEF	UBUS	1.3550e-003	1.9700e-004
tblVehicleEF	UBUS	7.5030e-003	1.9560e-003
tblVehicleEF	UBUS	0.11	0.01
tblVehicleEF	UBUS	3.5680e-003	8.2800e-004

Merrill Commerce Center (Phase C Operations - Trucks) - San Bernardino-South Coast County, Summer

tblVehicleEF	UBUS	0.36	0.06
tblVehicleEF	UBUS	0.03	0.05
tblVehicleEF	UBUS	1.02	0.07
tblVehicleEF	UBUS	9.2910e-003	3.7330e-003
tblVehicleEF	UBUS	1.6260e-003	1.6200e-004
tblVehicleEF	UBUS	7.5030e-003	1.9560e-003
tblVehicleEF	UBUS	0.11	0.01
tblVehicleEF	UBUS	3.5680e-003	8.2800e-004
tblVehicleEF	UBUS	1.85	4.30
tblVehicleEF	UBUS	0.03	0.05
tblVehicleEF	UBUS	1.12	0.07
tblVehicleTrips	CC_TTP	28.00	0.00
tblVehicleTrips	CNW_TTP	13.00	0.00
tblVehicleTrips	CW_TL	16.60	40.00
tblVehicleTrips	CW_TTP	59.00	100.00
tblVehicleTrips	DV_TP	19.00	0.00
tblVehicleTrips	PB_TP	2.00	0.00
tblVehicleTrips	PR_TP	79.00	100.00
tblVehicleTrips	ST_TR	2.49	0.33
tblVehicleTrips	SU_TR	0.73	0.16
tblVehicleTrips	WD_TR	6.83	0.44

2.0 Emissions Summary

Merrill Commerce Center (Phase C Operations - Trucks) - San Bernardino-South Coast County, Summer

2.1 Overall Construction (Maximum Daily Emission)

Unmitigated Construction

[illegible]

Mitigated Construction

[illegible][illegible]

Merrill Commerce Center (Phase C Operations - Trucks) - San Bernardino-South Coast County, Summer

2.2 Overall Operational**Unmitigated Operational**

	ROG	NOx	CO	SO2	Fugitive PM10	Exhaust PM10	PM10 Total	Fugitive PM2.5	Exhaust PM2.5	PM2.5 Total	Bio- CO2	NBio- CO2	Total CO2	CH4	N2O	CO2e
Category	lb/day										lb/day					
Area	32.2895	1.3300e-003	0.1472	1.0000e-005		5.2000e-004	5.2000e-004		5.2000e-004	5.2000e-004		0.3164	0.3164	8.2000e-004		0.3369
Energy	0.1035	0.9405	0.7901	5.6400e-003		0.0715	0.0715		0.0715	0.0715		1,128.6479	1,128.6479	0.0216	0.0207	1,135.3549
Mobile	2.1191	117.1295	26.7538	0.5669	22.7689	1.0611	23.8299	6.4023	1.0149	7.4172		61,022.5909	61,022.5909	1.9172		61,070.5210
Offroad	0.5027	4.0283	3.7377	0.0159		0.1544	0.1544		0.1420	0.1420		1,535.4855	1,535.4855	0.4966		1,547.9007
Total	35.0147	122.0996	31.4287	0.5885	22.7689	1.2874	24.0563	6.4023	1.2289	7.6312		63,687.0406	63,687.0406	2.4363	0.0207	63,754.1135

Merrill Commerce Center (Phase C Operations - Trucks) - San Bernardino-South Coast County, Summer

2.2 Overall Operational**Mitigated Operational**

	ROG	NOx	CO	SO2	Fugitive PM10	Exhaust PM10	PM10 Total	Fugitive PM2.5	Exhaust PM2.5	PM2.5 Total	Bio- CO2	NBio- CO2	Total CO2	CH4	N2O	CO2e
Category	lb/day										lb/day					
Area	32.2895	1.3300e-003	0.1472	1.0000e-005		5.2000e-004	5.2000e-004		5.2000e-004	5.2000e-004		0.3164	0.3164	8.2000e-004		0.3369
Energy	0.1035	0.9405	0.7901	5.6400e-003		0.0715	0.0715		0.0715	0.0715		1,128.6479	1,128.6479	0.0216	0.0207	1,135.3549
Mobile	2.1191	117.1295	26.7538	0.5669	22.7689	1.0611	23.8299	6.4023	1.0149	7.4172		61,022.5909	61,022.5909	1.9172		61,070.5210
Offroad	0.5027	4.0283	3.7377	0.0159		0.1544	0.1544		0.1420	0.1420		1,535.4855	1,535.4855	0.4966		1,547.9007
Total	35.0147	122.0996	31.4287	0.5885	22.7689	1.2874	24.0563	6.4023	1.2289	7.6312		63,687.0406	63,687.0406	2.4363	0.0207	63,754.1135

	ROG	NOx	CO	SO2	Fugitive PM10	Exhaust PM10	PM10 Total	Fugitive PM2.5	Exhaust PM2.5	PM2.5 Total	Bio- CO2	NBio-CO2	Total CO2	CH4	N2O	CO2e
Percent Reduction	0.00	0.00	0.00	0.00	0.00	0.00	0.00	0.00	0.00	0.00	0.00	0.00	0.00	0.00	0.00	0.00

3.0 Construction Detail**Construction Phase**

Phase Number	Phase Name	Phase Type	Start Date	End Date	Num Days Week	Num Days	Phase Description
1	Demolition	Demolition	12/27/2025	12/29/2025	5	1	

Acres of Grading (Site Preparation Phase): 0

Acres of Grading (Grading Phase): 0

Merrill Commerce Center (Phase C Operations - Trucks) - San Bernardino-South Coast County, Summer

Acres of Paving: 4.5**Residential Indoor: 0; Residential Outdoor: 0; Non-Residential Indoor: 0; Non-Residential Outdoor: 0; Striped Parking Area: 0 (Architectural Coating – sqft)****OffRoad Equipment**

Phase Name	Offroad Equipment Type	Amount	Usage Hours	Horse Power	Load Factor
Demolition	Concrete/Industrial Saws	0	8.00	81	0.73
Demolition	Excavators	0	8.00	158	0.38
Demolition	Rubber Tired Dozers	0	8.00	247	0.40

Trips and VMT

Phase Name	Offroad Equipment Count	Worker Trip Number	Vendor Trip Number	Hauling Trip Number	Worker Trip Length	Vendor Trip Length	Hauling Trip Length	Worker Vehicle Class	Vendor Vehicle Class	Hauling Vehicle Class
Demolition	0	0.00	0.00	0.00	14.70	6.90	20.00	LD_Mix	HDT_Mix	HHDT

3.1 Mitigation Measures Construction

Merrill Commerce Center (Phase C Operations - Trucks) - San Bernardino-South Coast County, Summer

3.2 Demolition - 2025**Unmitigated Construction On-Site**

	ROG	NOx	CO	SO2	Fugitive PM10	Exhaust PM10	PM10 Total	Fugitive PM2.5	Exhaust PM2.5	PM2.5 Total	Bio- CO2	NBio- CO2	Total CO2	CH4	N2O	CO2e
Category	lb/day										lb/day					
Off-Road	0.0000	0.0000	0.0000	0.0000		0.0000	0.0000		0.0000	0.0000		0.0000	0.0000	0.0000		0.0000
Total	0.0000	0.0000	0.0000	0.0000		0.0000	0.0000		0.0000	0.0000		0.0000	0.0000	0.0000		0.0000

Unmitigated Construction Off-Site

	ROG	NOx	CO	SO2	Fugitive PM10	Exhaust PM10	PM10 Total	Fugitive PM2.5	Exhaust PM2.5	PM2.5 Total	Bio- CO2	NBio- CO2	Total CO2	CH4	N2O	CO2e
Category	lb/day										lb/day					
Hauling	0.0000	0.0000	0.0000	0.0000	0.0000	0.0000	0.0000	0.0000	0.0000	0.0000		0.0000	0.0000	0.0000		0.0000
Vendor	0.0000	0.0000	0.0000	0.0000	0.0000	0.0000	0.0000	0.0000	0.0000	0.0000		0.0000	0.0000	0.0000		0.0000
Worker	0.0000	0.0000	0.0000	0.0000	0.0000	0.0000	0.0000	0.0000	0.0000	0.0000		0.0000	0.0000	0.0000		0.0000
Total	0.0000	0.0000	0.0000	0.0000	0.0000	0.0000	0.0000	0.0000	0.0000	0.0000		0.0000	0.0000	0.0000		0.0000

Merrill Commerce Center (Phase C Operations - Trucks) - San Bernardino-South Coast County, Summer

3.2 Demolition - 2025**Mitigated Construction On-Site**

	ROG	NOx	CO	SO2	Fugitive PM10	Exhaust PM10	PM10 Total	Fugitive PM2.5	Exhaust PM2.5	PM2.5 Total	Bio- CO2	NBio- CO2	Total CO2	CH4	N2O	CO2e
Category	lb/day										lb/day					
Off-Road	0.0000	0.0000	0.0000	0.0000		0.0000	0.0000		0.0000	0.0000	0.0000	0.0000	0.0000	0.0000		0.0000
Total	0.0000	0.0000	0.0000	0.0000		0.0000	0.0000		0.0000	0.0000	0.0000	0.0000	0.0000	0.0000		0.0000

Mitigated Construction Off-Site

	ROG	NOx	CO	SO2	Fugitive PM10	Exhaust PM10	PM10 Total	Fugitive PM2.5	Exhaust PM2.5	PM2.5 Total	Bio- CO2	NBio- CO2	Total CO2	CH4	N2O	CO2e
Category	lb/day										lb/day					
Hauling	0.0000	0.0000	0.0000	0.0000	0.0000	0.0000	0.0000	0.0000	0.0000	0.0000		0.0000	0.0000	0.0000		0.0000
Vendor	0.0000	0.0000	0.0000	0.0000	0.0000	0.0000	0.0000	0.0000	0.0000	0.0000		0.0000	0.0000	0.0000		0.0000
Worker	0.0000	0.0000	0.0000	0.0000	0.0000	0.0000	0.0000	0.0000	0.0000	0.0000		0.0000	0.0000	0.0000		0.0000
Total	0.0000	0.0000	0.0000	0.0000	0.0000	0.0000	0.0000	0.0000	0.0000	0.0000		0.0000	0.0000	0.0000		0.0000

4.0 Operational Detail - Mobile

Merrill Commerce Center (Phase C Operations - Trucks) - San Bernardino-South Coast County, Summer

4.1 Mitigation Measures Mobile

	ROG	NOx	CO	SO2	Fugitive PM10	Exhaust PM10	PM10 Total	Fugitive PM2.5	Exhaust PM2.5	PM2.5 Total	Bio- CO2	NBio- CO2	Total CO2	CH4	N2O	CO2e
Category	lb/day										lb/day					
Mitigated	2.1191	117.1295	26.7538	0.5669	22.7689	1.0611	23.8299	6.4023	1.0149	7.4172		61,022.59 09	61,022.59 09	1.9172		61,070.52 10
Unmitigated	2.1191	117.1295	26.7538	0.5669	22.7689	1.0611	23.8299	6.4023	1.0149	7.4172		61,022.59 09	61,022.59 09	1.9172		61,070.52 10

4.2 Trip Summary Information

Land Use	Average Daily Trip Rate			Unmitigated	Mitigated
	Weekday	Saturday	Sunday	Annual VMT	Annual VMT
Industrial Park	638.36	475.53	232.00	8,110,640	8,110,640
Other Asphalt Surfaces	0.00	0.00	0.00		
Total	638.36	475.53	232.00	8,110,640	8,110,640

4.3 Trip Type Information

Land Use	Miles			Trip %			Trip Purpose %		
	H-W or C-W	H-S or C-C	H-O or C-NW	H-W or C-W	H-S or C-C	H-O or C-NW	Primary	Diverted	Pass-by
Industrial Park	40.00	8.40	6.90	100.00	0.00	0.00	100	0	0
Other Asphalt Surfaces	16.60	8.40	6.90	0.00	0.00	0.00	0	0	0

4.4 Fleet Mix

Merrill Commerce Center (Phase C Operations - Trucks) - San Bernardino-South Coast County, Summer

Land Use	LDA	LDT1	LDT2	MDV	LHD1	LHD2	MHD	HHD	OBUS	UBUS	MCY	SBUS	MH
Industrial Park	0.000000	0.000000	0.000000	0.000000	0.169300	0.000000	0.210000	0.620700	0.000000	0.000000	0.000000	0.000000	0.000000
Other Asphalt Surfaces	0.563053	0.034533	0.183140	0.107369	0.012818	0.004557	0.018775	0.065829	0.001369	0.001425	0.005594	0.000793	0.000745

5.0 Energy Detail

Historical Energy Use: N

5.1 Mitigation Measures Energy

	ROG	NOx	CO	SO2	Fugitive PM10	Exhaust PM10	PM10 Total	Fugitive PM2.5	Exhaust PM2.5	PM2.5 Total	Bio- CO2	NBio- CO2	Total CO2	CH4	N2O	CO2e
Category	lb/day										lb/day					
NaturalGas Mitigated	0.1035	0.9405	0.7901	5.6400e-003		0.0715	0.0715		0.0715	0.0715		1,128.6479	1,128.6479	0.0216	0.0207	1,135.3549
NaturalGas Unmitigated	0.1035	0.9405	0.7901	5.6400e-003		0.0715	0.0715		0.0715	0.0715		1,128.6479	1,128.6479	0.0216	0.0207	1,135.3549

Merrill Commerce Center (Phase C Operations - Trucks) - San Bernardino-South Coast County, Summer

5.2 Energy by Land Use - NaturalGas**Unmitigated**

	NaturalGas Use	ROG	NOx	CO	SO2	Fugitive PM10	Exhaust PM10	PM10 Total	Fugitive PM2.5	Exhaust PM2.5	PM2.5 Total	Bio- CO2	NBio- CO2	Total CO2	CH4	N2O	CO2e
Land Use	kBTU/yr	lb/day										lb/day					
Industrial Park	9593.51	0.1035	0.9405	0.7901	5.6400e-003		0.0715	0.0715		0.0715	0.0715		1,128.6479	1,128.6479	0.0216	0.0207	1,135.3549
Other Asphalt Surfaces	0	0.0000	0.0000	0.0000	0.0000		0.0000	0.0000		0.0000	0.0000		0.0000	0.0000	0.0000	0.0000	0.0000
Total		0.1035	0.9405	0.7901	5.6400e-003		0.0715	0.0715		0.0715	0.0715		1,128.6479	1,128.6479	0.0216	0.0207	1,135.3549

Mitigated

	NaturalGas Use	ROG	NOx	CO	SO2	Fugitive PM10	Exhaust PM10	PM10 Total	Fugitive PM2.5	Exhaust PM2.5	PM2.5 Total	Bio- CO2	NBio- CO2	Total CO2	CH4	N2O	CO2e
Land Use	kBTU/yr	lb/day										lb/day					
Industrial Park	9.59351	0.1035	0.9405	0.7901	5.6400e-003		0.0715	0.0715		0.0715	0.0715		1,128.6479	1,128.6479	0.0216	0.0207	1,135.3549
Other Asphalt Surfaces	0	0.0000	0.0000	0.0000	0.0000		0.0000	0.0000		0.0000	0.0000		0.0000	0.0000	0.0000	0.0000	0.0000
Total		0.1035	0.9405	0.7901	5.6400e-003		0.0715	0.0715		0.0715	0.0715		1,128.6479	1,128.6479	0.0216	0.0207	1,135.3549

6.0 Area Detail**6.1 Mitigation Measures Area**

Merrill Commerce Center (Phase C Operations - Trucks) - San Bernardino-South Coast County, Summer

	ROG	NOx	CO	SO2	Fugitive PM10	Exhaust PM10	PM10 Total	Fugitive PM2.5	Exhaust PM2.5	PM2.5 Total	Bio- CO2	NBio- CO2	Total CO2	CH4	N2O	CO2e
Category	lb/day										lb/day					
Mitigated	32.2895	1.3300e-003	0.1472	1.0000e-005		5.2000e-004	5.2000e-004		5.2000e-004	5.2000e-004		0.3164	0.3164	8.2000e-004		0.3369
Unmitigated	32.2895	1.3300e-003	0.1472	1.0000e-005		5.2000e-004	5.2000e-004		5.2000e-004	5.2000e-004		0.3164	0.3164	8.2000e-004		0.3369

6.2 Area by SubCategory

Unmitigated

	ROG	NOx	CO	SO2	Fugitive PM10	Exhaust PM10	PM10 Total	Fugitive PM2.5	Exhaust PM2.5	PM2.5 Total	Bio- CO2	NBio- CO2	Total CO2	CH4	N2O	CO2e
SubCategory	lb/day										lb/day					
Architectural Coating	3.6747					0.0000	0.0000		0.0000	0.0000			0.0000			0.0000
Consumer Products	28.6012					0.0000	0.0000		0.0000	0.0000			0.0000			0.0000
Landscaping	0.0136	1.3300e-003	0.1472	1.0000e-005		5.2000e-004	5.2000e-004		5.2000e-004	5.2000e-004		0.3164	0.3164	8.2000e-004		0.3369
Total	32.2895	1.3300e-003	0.1472	1.0000e-005		5.2000e-004	5.2000e-004		5.2000e-004	5.2000e-004		0.3164	0.3164	8.2000e-004		0.3369

Merrill Commerce Center (Phase C Operations - Trucks) - San Bernardino-South Coast County, Summer

6.2 Area by SubCategory**Mitigated**

	ROG	NOx	CO	SO2	Fugitive PM10	Exhaust PM10	PM10 Total	Fugitive PM2.5	Exhaust PM2.5	PM2.5 Total	Bio- CO2	NBio- CO2	Total CO2	CH4	N2O	CO2e
SubCategory	lb/day										lb/day					
Architectural Coating	3.6747					0.0000	0.0000		0.0000	0.0000			0.0000			0.0000
Consumer Products	28.6012					0.0000	0.0000		0.0000	0.0000			0.0000			0.0000
Landscaping	0.0136	1.3300e-003	0.1472	1.0000e-005		5.2000e-004	5.2000e-004		5.2000e-004	5.2000e-004		0.3164	0.3164	8.2000e-004		0.3369
Total	32.2895	1.3300e-003	0.1472	1.0000e-005		5.2000e-004	5.2000e-004		5.2000e-004	5.2000e-004		0.3164	0.3164	8.2000e-004		0.3369

7.0 Water Detail**7.1 Mitigation Measures Water****8.0 Waste Detail****8.1 Mitigation Measures Waste****9.0 Operational Offroad**

Equipment Type	Number	Hours/Day	Days/Year	Horse Power	Load Factor	Fuel Type
Tractors/Loaders/Backhoes	5	4.00	365	200	0.37	CNG

Merrill Commerce Center (Phase C Operations - Trucks) - San Bernardino-South Coast County, Summer

UnMitigated/Mitigated

	ROG	NOx	CO	SO2	Fugitive PM10	Exhaust PM10	PM10 Total	Fugitive PM2.5	Exhaust PM2.5	PM2.5 Total	Bio- CO2	NBio- CO2	Total CO2	CH4	N2O	CO2e
Equipment Type	lb/day										lb/day					
Tractors/Loaders/Backhoes	0.5027	4.0283	3.7377	0.0159		0.1544	0.1544		0.1420	0.1420		1,535.4855	1,535.4855	0.4966		1,547.9007
Total	0.5027	4.0283	3.7377	0.0159		0.1544	0.1544		0.1420	0.1420		1,535.4855	1,535.4855	0.4966		1,547.9007

10.0 Stationary Equipment**Fire Pumps and Emergency Generators**

Equipment Type	Number	Hours/Day	Hours/Year	Horse Power	Load Factor	Fuel Type
----------------	--------	-----------	------------	-------------	-------------	-----------

Boilers

Equipment Type	Number	Heat Input/Day	Heat Input/Year	Boiler Rating	Fuel Type
----------------	--------	----------------	-----------------	---------------	-----------

User Defined Equipment

Equipment Type	Number
----------------	--------

11.0 Vegetation

Merrill Commerce Center (Phase C Operations - Trucks) - San Bernardino-South Coast County, Winter

Merrill Commerce Center (Phase C Operations - Trucks)
San Bernardino-South Coast County, Winter

1.0 Project Characteristics

1.1 Land Usage

Land Uses	Size	Metric	Lot Acreage	Floor Surface Area	Population
Industrial Park	1,441.00	1000sqft	55.10	1,441,000.00	0
Other Asphalt Surfaces	4.50	Acre	4.50	196,020.00	0

1.2 Other Project Characteristics

Urbanization	Urban	Wind Speed (m/s)	2.2	Precipitation Freq (Days)	32
Climate Zone	10			Operational Year	2026
Utility Company	Southern California Edison				
CO2 Intensity (lb/MWhr)	702.44	CH4 Intensity (lb/MWhr)	0.029	N2O Intensity (lb/MWhr)	0.006

1.3 User Entered Comments & Non-Default Data

Merrill Commerce Center (Phase C Operations - Trucks) - San Bernardino-South Coast County, Winter

Project Characteristics -

Land Use - PA1A=22.9 acres; PA3A=5.7 acres; PA4A=5.8 acres; PA5A=11.2 acres; PA6A=9.5 acres ROWD = 4.50 acres (total ROWD is 28.4 acres, the ROWD was split proportionally b/w each Phase)

Construction Phase - Operations Run Only.

Off-road Equipment - Operations Run Only.

Trips and VMT - Operations Run Only.

Vehicle Trips - Trip Rates based on information provided in the TIA (Urban Crossroads, 2019). Trip Length based on information provided in VMT Memo (Urban Crossroads, 2019)

Energy Use - The project will design building shells and building components to meet 2019 Title 24 Standards which expects 30% less energy for nonresidential uses.

Operational Off-Road Equipment - Based on SCAQMD High Cube Warehouse Truck Trip Study White Paper Summary of Business Survey Results (2014)

Fleet Mix - Truck Fleet Mix consist of LHDT1, MHDT, and HHDT

Vehicle Emission Factors - EMFAC2017

Vehicle Emission Factors - EMFAC2017

Vehicle Emission Factors - EMFAC2017

Table Name	Column Name	Default Value	New Value
tblConstructionPhase	NumDays	70.00	1.00
tblEnergyUse	LightingElect	3.66	2.56
tblEnergyUse	T24E	3.07	2.15
tblEnergyUse	T24NG	3.47	2.43
tblFleetMix	HHDT	0.07	0.62
tblFleetMix	LDA	0.56	0.00
tblFleetMix	LDT1	0.03	0.00
tblFleetMix	LDT2	0.18	0.00
tblFleetMix	LHD1	0.01	0.17
tblFleetMix	LHD2	4.5570e-003	0.00
tblFleetMix	MCY	5.5940e-003	0.00
tblFleetMix	MDV	0.11	0.00

Merrill Commerce Center (Phase C Operations - Trucks) - San Bernardino-South Coast County, Winter

tblFleetMix	MH	7.4500e-004	0.00
tblFleetMix	MHD	0.02	0.21
tblFleetMix	OBUS	1.3690e-003	0.00
tblFleetMix	SBUS	7.9300e-004	0.00
tblFleetMix	UBUS	1.4250e-003	0.00
tblLandUse	LotAcreage	33.08	55.10
tblOffRoadEquipment	OffRoadEquipmentUnitAmount	1.00	0.00
tblOffRoadEquipment	OffRoadEquipmentUnitAmount	3.00	0.00
tblOffRoadEquipment	OffRoadEquipmentUnitAmount	2.00	0.00
tblOperationalOffRoadEquipment	OperDaysPerYear	260.00	365.00
tblOperationalOffRoadEquipment	OperFuelType	Diesel	CNG
tblOperationalOffRoadEquipment	OperHorsePower	97.00	200.00
tblOperationalOffRoadEquipment	OperHoursPerDay	8.00	4.00
tblOperationalOffRoadEquipment	OperOffRoadEquipmentNumber	0.00	5.00
tblVehicleEF	HHD	0.92	0.03
tblVehicleEF	HHD	0.04	0.05
tblVehicleEF	HHD	0.07	0.00
tblVehicleEF	HHD	2.17	8.62
tblVehicleEF	HHD	0.53	0.33
tblVehicleEF	HHD	1.59	2.0270e-003
tblVehicleEF	HHD	6,400.87	1,349.94
tblVehicleEF	HHD	1,416.89	1,232.49
tblVehicleEF	HHD	5.07	0.02
tblVehicleEF	HHD	18.23	7.03
tblVehicleEF	HHD	1.21	2.11
tblVehicleEF	HHD	4.4310e-003	2.8590e-003
tblVehicleEF	HHD	0.06	0.06

Merrill Commerce Center (Phase C Operations - Trucks) - San Bernardino-South Coast County, Winter

tblVehicleEF	HHD	0.04	0.04
tblVehicleEF	HHD	5.1970e-003	0.03
tblVehicleEF	HHD	4.6000e-005	0.00
tblVehicleEF	HHD	4.2390e-003	2.7350e-003
tblVehicleEF	HHD	0.03	0.03
tblVehicleEF	HHD	8.8770e-003	8.9130e-003
tblVehicleEF	HHD	4.9720e-003	0.02
tblVehicleEF	HHD	4.3000e-005	0.00
tblVehicleEF	HHD	6.6000e-005	1.0000e-006
tblVehicleEF	HHD	2.4120e-003	4.5000e-005
tblVehicleEF	HHD	0.57	0.58
tblVehicleEF	HHD	4.1000e-005	1.0000e-006
tblVehicleEF	HHD	0.06	0.02
tblVehicleEF	HHD	1.5700e-004	2.2600e-004
tblVehicleEF	HHD	0.04	1.0000e-006
tblVehicleEF	HHD	0.06	0.01
tblVehicleEF	HHD	0.01	0.01
tblVehicleEF	HHD	7.7000e-005	0.00
tblVehicleEF	HHD	6.6000e-005	1.0000e-006
tblVehicleEF	HHD	2.4120e-003	4.5000e-005
tblVehicleEF	HHD	0.66	0.67
tblVehicleEF	HHD	4.1000e-005	1.0000e-006
tblVehicleEF	HHD	0.10	0.08
tblVehicleEF	HHD	1.5700e-004	2.2600e-004
tblVehicleEF	HHD	0.04	1.0000e-006
tblVehicleEF	HHD	0.87	0.03
tblVehicleEF	HHD	0.04	0.05

Merrill Commerce Center (Phase C Operations - Trucks) - San Bernardino-South Coast County, Winter

tblVehicleEF	HHD	0.07	0.00
tblVehicleEF	HHD	1.58	8.50
tblVehicleEF	HHD	0.53	0.33
tblVehicleEF	HHD	1.49	1.8980e-003
tblVehicleEF	HHD	6,781.16	1,333.02
tblVehicleEF	HHD	1,416.89	1,232.49
tblVehicleEF	HHD	5.07	0.02
tblVehicleEF	HHD	18.81	6.69
tblVehicleEF	HHD	1.14	1.99
tblVehicleEF	HHD	3.7360e-003	2.5230e-003
tblVehicleEF	HHD	0.06	0.06
tblVehicleEF	HHD	0.04	0.04
tblVehicleEF	HHD	5.1970e-003	0.03
tblVehicleEF	HHD	4.6000e-005	0.00
tblVehicleEF	HHD	3.5740e-003	2.4140e-003
tblVehicleEF	HHD	0.03	0.03
tblVehicleEF	HHD	8.8770e-003	8.9130e-003
tblVehicleEF	HHD	4.9720e-003	0.02
tblVehicleEF	HHD	4.3000e-005	0.00
tblVehicleEF	HHD	1.2600e-004	3.0000e-006
tblVehicleEF	HHD	2.6840e-003	5.3000e-005
tblVehicleEF	HHD	0.54	0.62
tblVehicleEF	HHD	8.7000e-005	2.0000e-006
tblVehicleEF	HHD	0.06	0.02
tblVehicleEF	HHD	1.5900e-004	2.3200e-004
tblVehicleEF	HHD	0.03	1.0000e-006
tblVehicleEF	HHD	0.06	0.01

Merrill Commerce Center (Phase C Operations - Trucks) - San Bernardino-South Coast County, Winter

tblVehicleEF	HHD	0.01	0.01
tblVehicleEF	HHD	7.5000e-005	0.00
tblVehicleEF	HHD	1.2600e-004	3.0000e-006
tblVehicleEF	HHD	2.6840e-003	5.3000e-005
tblVehicleEF	HHD	0.62	0.70
tblVehicleEF	HHD	8.7000e-005	2.0000e-006
tblVehicleEF	HHD	0.10	0.08
tblVehicleEF	HHD	1.5900e-004	2.3200e-004
tblVehicleEF	HHD	0.04	1.0000e-006
tblVehicleEF	HHD	0.99	0.02
tblVehicleEF	HHD	0.04	9.1900e-004
tblVehicleEF	HHD	0.07	0.00
tblVehicleEF	HHD	2.99	8.71
tblVehicleEF	HHD	0.53	0.18
tblVehicleEF	HHD	1.57	1.9980e-003
tblVehicleEF	HHD	5,875.72	1,360.46
tblVehicleEF	HHD	1,416.89	1,196.04
tblVehicleEF	HHD	5.07	0.02
tblVehicleEF	HHD	17.42	7.42
tblVehicleEF	HHD	1.19	2.06
tblVehicleEF	HHD	5.3910e-003	3.2050e-003
tblVehicleEF	HHD	0.06	0.06
tblVehicleEF	HHD	0.04	0.04
tblVehicleEF	HHD	5.1970e-003	0.03
tblVehicleEF	HHD	4.6000e-005	0.00
tblVehicleEF	HHD	5.1580e-003	3.0660e-003
tblVehicleEF	HHD	0.03	0.03

Merrill Commerce Center (Phase C Operations - Trucks) - San Bernardino-South Coast County, Winter

tblVehicleEF	HHD	8.8770e-003	8.8160e-003
tblVehicleEF	HHD	4.9720e-003	0.02
tblVehicleEF	HHD	4.3000e-005	0.00
tblVehicleEF	HHD	6.3000e-005	2.0000e-006
tblVehicleEF	HHD	2.5730e-003	5.3000e-005
tblVehicleEF	HHD	0.62	0.53
tblVehicleEF	HHD	4.0000e-005	1.0000e-006
tblVehicleEF	HHD	0.06	0.02
tblVehicleEF	HHD	1.7100e-004	2.3800e-004
tblVehicleEF	HHD	0.03	1.0000e-006
tblVehicleEF	HHD	0.06	0.01
tblVehicleEF	HHD	0.01	0.01
tblVehicleEF	HHD	7.6000e-005	0.00
tblVehicleEF	HHD	6.3000e-005	2.0000e-006
tblVehicleEF	HHD	2.5730e-003	5.3000e-005
tblVehicleEF	HHD	0.71	0.61
tblVehicleEF	HHD	4.0000e-005	1.0000e-006
tblVehicleEF	HHD	0.10	0.02
tblVehicleEF	HHD	1.7100e-004	2.3800e-004
tblVehicleEF	HHD	0.04	1.0000e-006
tblVehicleEF	LDA	2.9340e-003	1.5350e-003
tblVehicleEF	LDA	3.4150e-003	0.04
tblVehicleEF	LDA	0.45	0.51
tblVehicleEF	LDA	0.84	1.86
tblVehicleEF	LDA	213.43	230.85
tblVehicleEF	LDA	48.75	47.39
tblVehicleEF	LDA	0.04	0.03

Merrill Commerce Center (Phase C Operations - Trucks) - San Bernardino-South Coast County, Winter

tblVehicleEF	LDA	1.5620e-003	1.2160e-003
tblVehicleEF	LDA	2.2010e-003	1.5800e-003
tblVehicleEF	LDA	1.4380e-003	1.1200e-003
tblVehicleEF	LDA	2.0240e-003	1.4530e-003
tblVehicleEF	LDA	0.03	0.05
tblVehicleEF	LDA	0.08	0.08
tblVehicleEF	LDA	0.03	0.04
tblVehicleEF	LDA	7.3520e-003	5.4470e-003
tblVehicleEF	LDA	0.03	0.19
tblVehicleEF	LDA	0.05	0.16
tblVehicleEF	LDA	2.1370e-003	2.2840e-003
tblVehicleEF	LDA	5.0100e-004	4.6900e-004
tblVehicleEF	LDA	0.03	0.05
tblVehicleEF	LDA	0.08	0.08
tblVehicleEF	LDA	0.03	0.04
tblVehicleEF	LDA	0.01	7.9200e-003
tblVehicleEF	LDA	0.03	0.19
tblVehicleEF	LDA	0.05	0.17
tblVehicleEF	LDA	3.3380e-003	1.7620e-003
tblVehicleEF	LDA	2.8490e-003	0.03
tblVehicleEF	LDA	0.55	0.62
tblVehicleEF	LDA	0.69	1.55
tblVehicleEF	LDA	233.44	252.00
tblVehicleEF	LDA	48.75	46.82
tblVehicleEF	LDA	0.03	0.02
tblVehicleEF	LDA	1.5620e-003	1.2160e-003
tblVehicleEF	LDA	2.2010e-003	1.5800e-003

Merrill Commerce Center (Phase C Operations - Trucks) - San Bernardino-South Coast County, Winter

tblVehicleEF	LDA	1.4380e-003	1.1200e-003
tblVehicleEF	LDA	2.0240e-003	1.4530e-003
tblVehicleEF	LDA	0.07	0.09
tblVehicleEF	LDA	0.09	0.09
tblVehicleEF	LDA	0.06	0.08
tblVehicleEF	LDA	8.3500e-003	6.1750e-003
tblVehicleEF	LDA	0.03	0.19
tblVehicleEF	LDA	0.04	0.13
tblVehicleEF	LDA	2.3380e-003	2.4930e-003
tblVehicleEF	LDA	4.9900e-004	4.6300e-004
tblVehicleEF	LDA	0.07	0.09
tblVehicleEF	LDA	0.09	0.09
tblVehicleEF	LDA	0.06	0.08
tblVehicleEF	LDA	0.01	8.9820e-003
tblVehicleEF	LDA	0.03	0.19
tblVehicleEF	LDA	0.04	0.15
tblVehicleEF	LDA	2.8580e-003	1.4980e-003
tblVehicleEF	LDA	3.3970e-003	0.04
tblVehicleEF	LDA	0.42	0.48
tblVehicleEF	LDA	0.83	1.83
tblVehicleEF	LDA	208.70	225.89
tblVehicleEF	LDA	48.75	47.34
tblVehicleEF	LDA	0.03	0.02
tblVehicleEF	LDA	1.5620e-003	1.2160e-003
tblVehicleEF	LDA	2.2010e-003	1.5800e-003
tblVehicleEF	LDA	1.4380e-003	1.1200e-003
tblVehicleEF	LDA	2.0240e-003	1.4530e-003

Merrill Commerce Center (Phase C Operations - Trucks) - San Bernardino-South Coast County, Winter

tblVehicleEF	LDA	0.03	0.05
tblVehicleEF	LDA	0.09	0.09
tblVehicleEF	LDA	0.02	0.04
tblVehicleEF	LDA	7.1620e-003	5.3110e-003
tblVehicleEF	LDA	0.03	0.21
tblVehicleEF	LDA	0.05	0.16
tblVehicleEF	LDA	2.0890e-003	2.2350e-003
tblVehicleEF	LDA	5.0100e-004	4.6800e-004
tblVehicleEF	LDA	0.03	0.05
tblVehicleEF	LDA	0.09	0.09
tblVehicleEF	LDA	0.02	0.04
tblVehicleEF	LDA	0.01	7.7210e-003
tblVehicleEF	LDA	0.03	0.21
tblVehicleEF	LDA	0.05	0.17
tblVehicleEF	LDT1	8.7020e-003	3.9900e-003
tblVehicleEF	LDT1	0.01	0.06
tblVehicleEF	LDT1	1.05	0.92
tblVehicleEF	LDT1	2.38	2.06
tblVehicleEF	LDT1	274.34	275.61
tblVehicleEF	LDT1	62.78	57.91
tblVehicleEF	LDT1	0.11	0.07
tblVehicleEF	LDT1	2.2560e-003	1.6110e-003
tblVehicleEF	LDT1	3.0920e-003	2.1360e-003
tblVehicleEF	LDT1	2.0770e-003	1.4820e-003
tblVehicleEF	LDT1	2.8430e-003	1.9640e-003
tblVehicleEF	LDT1	0.14	0.13
tblVehicleEF	LDT1	0.25	0.19

Merrill Commerce Center (Phase C Operations - Trucks) - San Bernardino-South Coast County, Winter

tblVehicleEF	LDT1	0.10	0.10
tblVehicleEF	LDT1	0.02	0.02
tblVehicleEF	LDT1	0.16	0.64
tblVehicleEF	LDT1	0.16	0.28
tblVehicleEF	LDT1	2.7560e-003	2.7270e-003
tblVehicleEF	LDT1	6.6900e-004	5.7300e-004
tblVehicleEF	LDT1	0.14	0.13
tblVehicleEF	LDT1	0.25	0.19
tblVehicleEF	LDT1	0.10	0.10
tblVehicleEF	LDT1	0.03	0.02
tblVehicleEF	LDT1	0.16	0.64
tblVehicleEF	LDT1	0.18	0.31
tblVehicleEF	LDT1	9.8170e-003	4.5340e-003
tblVehicleEF	LDT1	9.8840e-003	0.05
tblVehicleEF	LDT1	1.26	1.12
tblVehicleEF	LDT1	1.96	1.71
tblVehicleEF	LDT1	299.03	297.62
tblVehicleEF	LDT1	62.78	57.21
tblVehicleEF	LDT1	0.10	0.07
tblVehicleEF	LDT1	2.2560e-003	1.6110e-003
tblVehicleEF	LDT1	3.0920e-003	2.1360e-003
tblVehicleEF	LDT1	2.0770e-003	1.4820e-003
tblVehicleEF	LDT1	2.8430e-003	1.9640e-003
tblVehicleEF	LDT1	0.29	0.28
tblVehicleEF	LDT1	0.31	0.23
tblVehicleEF	LDT1	0.21	0.21
tblVehicleEF	LDT1	0.02	0.02

Merrill Commerce Center (Phase C Operations - Trucks) - San Bernardino-South Coast County, Winter

tblVehicleEF	LDT1	0.16	0.64
tblVehicleEF	LDT1	0.13	0.23
tblVehicleEF	LDT1	3.0060e-003	2.9450e-003
tblVehicleEF	LDT1	6.6200e-004	5.6600e-004
tblVehicleEF	LDT1	0.29	0.28
tblVehicleEF	LDT1	0.31	0.23
tblVehicleEF	LDT1	0.21	0.21
tblVehicleEF	LDT1	0.04	0.03
tblVehicleEF	LDT1	0.16	0.64
tblVehicleEF	LDT1	0.15	0.26
tblVehicleEF	LDT1	8.4830e-003	3.9000e-003
tblVehicleEF	LDT1	0.01	0.06
tblVehicleEF	LDT1	1.00	0.88
tblVehicleEF	LDT1	2.35	2.02
tblVehicleEF	LDT1	268.53	270.39
tblVehicleEF	LDT1	62.78	57.85
tblVehicleEF	LDT1	0.10	0.07
tblVehicleEF	LDT1	2.2560e-003	1.6110e-003
tblVehicleEF	LDT1	3.0920e-003	2.1360e-003
tblVehicleEF	LDT1	2.0770e-003	1.4820e-003
tblVehicleEF	LDT1	2.8430e-003	1.9640e-003
tblVehicleEF	LDT1	0.14	0.14
tblVehicleEF	LDT1	0.29	0.21
tblVehicleEF	LDT1	0.09	0.09
tblVehicleEF	LDT1	0.02	0.02
tblVehicleEF	LDT1	0.19	0.75
tblVehicleEF	LDT1	0.16	0.28

Merrill Commerce Center (Phase C Operations - Trucks) - San Bernardino-South Coast County, Winter

tblVehicleEF	LDT1	2.6970e-003	2.6760e-003
tblVehicleEF	LDT1	6.6900e-004	5.7200e-004
tblVehicleEF	LDT1	0.14	0.14
tblVehicleEF	LDT1	0.29	0.21
tblVehicleEF	LDT1	0.09	0.09
tblVehicleEF	LDT1	0.03	0.02
tblVehicleEF	LDT1	0.19	0.75
tblVehicleEF	LDT1	0.17	0.30
tblVehicleEF	LDT2	4.5410e-003	2.7750e-003
tblVehicleEF	LDT2	5.2250e-003	0.05
tblVehicleEF	LDT2	0.64	0.72
tblVehicleEF	LDT2	1.19	2.40
tblVehicleEF	LDT2	304.81	286.47
tblVehicleEF	LDT2	69.08	60.44
tblVehicleEF	LDT2	0.06	0.05
tblVehicleEF	LDT2	1.7220e-003	1.3040e-003
tblVehicleEF	LDT2	2.4350e-003	1.6720e-003
tblVehicleEF	LDT2	1.5840e-003	1.2000e-003
tblVehicleEF	LDT2	2.2390e-003	1.5370e-003
tblVehicleEF	LDT2	0.05	0.09
tblVehicleEF	LDT2	0.10	0.12
tblVehicleEF	LDT2	0.04	0.07
tblVehicleEF	LDT2	0.01	0.01
tblVehicleEF	LDT2	0.06	0.41
tblVehicleEF	LDT2	0.07	0.25
tblVehicleEF	LDT2	3.0530e-003	2.8340e-003
tblVehicleEF	LDT2	7.1100e-004	5.9800e-004

Merrill Commerce Center (Phase C Operations - Trucks) - San Bernardino-South Coast County, Winter

tblVehicleEF	LDT2	0.05	0.09
tblVehicleEF	LDT2	0.10	0.12
tblVehicleEF	LDT2	0.04	0.07
tblVehicleEF	LDT2	0.02	0.02
tblVehicleEF	LDT2	0.06	0.41
tblVehicleEF	LDT2	0.08	0.27
tblVehicleEF	LDT2	5.1490e-003	3.1730e-003
tblVehicleEF	LDT2	4.3640e-003	0.05
tblVehicleEF	LDT2	0.78	0.88
tblVehicleEF	LDT2	0.99	1.99
tblVehicleEF	LDT2	332.67	307.21
tblVehicleEF	LDT2	69.08	59.66
tblVehicleEF	LDT2	0.05	0.05
tblVehicleEF	LDT2	1.7220e-003	1.3040e-003
tblVehicleEF	LDT2	2.4350e-003	1.6720e-003
tblVehicleEF	LDT2	1.5840e-003	1.2000e-003
tblVehicleEF	LDT2	2.2390e-003	1.5370e-003
tblVehicleEF	LDT2	0.11	0.17
tblVehicleEF	LDT2	0.12	0.14
tblVehicleEF	LDT2	0.09	0.15
tblVehicleEF	LDT2	0.01	0.01
tblVehicleEF	LDT2	0.06	0.41
tblVehicleEF	LDT2	0.06	0.21
tblVehicleEF	LDT2	3.3330e-003	3.0390e-003
tblVehicleEF	LDT2	7.0700e-004	5.9000e-004
tblVehicleEF	LDT2	0.11	0.17
tblVehicleEF	LDT2	0.12	0.14

Merrill Commerce Center (Phase C Operations - Trucks) - San Bernardino-South Coast County, Winter

tblVehicleEF	LDT2	0.09	0.15
tblVehicleEF	LDT2	0.02	0.02
tblVehicleEF	LDT2	0.06	0.41
tblVehicleEF	LDT2	0.06	0.23
tblVehicleEF	LDT2	4.4250e-003	2.7100e-003
tblVehicleEF	LDT2	5.1960e-003	0.05
tblVehicleEF	LDT2	0.60	0.68
tblVehicleEF	LDT2	1.17	2.36
tblVehicleEF	LDT2	298.26	281.56
tblVehicleEF	LDT2	69.08	60.37
tblVehicleEF	LDT2	0.06	0.05
tblVehicleEF	LDT2	1.7220e-003	1.3040e-003
tblVehicleEF	LDT2	2.4350e-003	1.6720e-003
tblVehicleEF	LDT2	1.5840e-003	1.2000e-003
tblVehicleEF	LDT2	2.2390e-003	1.5370e-003
tblVehicleEF	LDT2	0.05	0.08
tblVehicleEF	LDT2	0.11	0.13
tblVehicleEF	LDT2	0.04	0.07
tblVehicleEF	LDT2	0.01	0.01
tblVehicleEF	LDT2	0.07	0.48
tblVehicleEF	LDT2	0.07	0.25
tblVehicleEF	LDT2	2.9870e-003	2.7850e-003
tblVehicleEF	LDT2	7.1000e-004	5.9700e-004
tblVehicleEF	LDT2	0.05	0.08
tblVehicleEF	LDT2	0.11	0.13
tblVehicleEF	LDT2	0.04	0.07
tblVehicleEF	LDT2	0.02	0.02

Merrill Commerce Center (Phase C Operations - Trucks) - San Bernardino-South Coast County, Winter

tblVehicleEF	LDT2	0.07	0.48
tblVehicleEF	LDT2	0.08	0.27
tblVehicleEF	LHD1	4.5150e-003	4.3860e-003
tblVehicleEF	LHD1	8.0690e-003	4.3340e-003
tblVehicleEF	LHD1	0.02	0.01
tblVehicleEF	LHD1	0.14	0.17
tblVehicleEF	LHD1	0.74	0.58
tblVehicleEF	LHD1	2.07	0.92
tblVehicleEF	LHD1	9.20	9.02
tblVehicleEF	LHD1	588.15	612.33
tblVehicleEF	LHD1	28.17	10.03
tblVehicleEF	LHD1	0.08	0.07
tblVehicleEF	LHD1	1.54	1.01
tblVehicleEF	LHD1	9.4500e-004	9.9000e-004
tblVehicleEF	LHD1	0.01	0.01
tblVehicleEF	LHD1	0.01	8.8180e-003
tblVehicleEF	LHD1	7.9100e-004	2.2400e-004
tblVehicleEF	LHD1	9.0400e-004	9.4700e-004
tblVehicleEF	LHD1	2.5790e-003	2.5040e-003
tblVehicleEF	LHD1	0.01	8.4140e-003
tblVehicleEF	LHD1	7.2700e-004	2.0600e-004
tblVehicleEF	LHD1	3.2690e-003	2.5580e-003
tblVehicleEF	LHD1	0.10	0.07
tblVehicleEF	LHD1	0.02	0.02
tblVehicleEF	LHD1	1.6680e-003	1.2900e-003
tblVehicleEF	LHD1	0.07	0.05
tblVehicleEF	LHD1	0.34	0.52

Merrill Commerce Center (Phase C Operations - Trucks) - San Bernardino-South Coast County, Winter

tblVehicleEF	LHD1	0.21	0.06
tblVehicleEF	LHD1	9.1000e-005	8.7000e-005
tblVehicleEF	LHD1	5.7560e-003	5.9570e-003
tblVehicleEF	LHD1	3.2100e-004	9.9000e-005
tblVehicleEF	LHD1	3.2690e-003	2.5580e-003
tblVehicleEF	LHD1	0.10	0.07
tblVehicleEF	LHD1	0.02	0.03
tblVehicleEF	LHD1	1.6680e-003	1.2900e-003
tblVehicleEF	LHD1	0.08	0.06
tblVehicleEF	LHD1	0.34	0.52
tblVehicleEF	LHD1	0.23	0.07
tblVehicleEF	LHD1	4.5150e-003	4.4000e-003
tblVehicleEF	LHD1	8.2390e-003	4.4160e-003
tblVehicleEF	LHD1	0.01	0.01
tblVehicleEF	LHD1	0.14	0.17
tblVehicleEF	LHD1	0.75	0.59
tblVehicleEF	LHD1	1.94	0.86
tblVehicleEF	LHD1	9.20	9.02
tblVehicleEF	LHD1	588.15	612.35
tblVehicleEF	LHD1	28.17	9.93
tblVehicleEF	LHD1	0.08	0.07
tblVehicleEF	LHD1	1.44	0.94
tblVehicleEF	LHD1	9.4500e-004	9.9000e-004
tblVehicleEF	LHD1	0.01	0.01
tblVehicleEF	LHD1	0.01	8.8180e-003
tblVehicleEF	LHD1	7.9100e-004	2.2400e-004
tblVehicleEF	LHD1	9.0400e-004	9.4700e-004

Merrill Commerce Center (Phase C Operations - Trucks) - San Bernardino-South Coast County, Winter

tblVehicleEF	LHD1	2.5790e-003	2.5040e-003
tblVehicleEF	LHD1	0.01	8.4140e-003
tblVehicleEF	LHD1	7.2700e-004	2.0600e-004
tblVehicleEF	LHD1	6.3950e-003	5.0260e-003
tblVehicleEF	LHD1	0.12	0.09
tblVehicleEF	LHD1	0.02	0.02
tblVehicleEF	LHD1	3.6780e-003	2.8810e-003
tblVehicleEF	LHD1	0.07	0.05
tblVehicleEF	LHD1	0.35	0.53
tblVehicleEF	LHD1	0.20	0.06
tblVehicleEF	LHD1	9.1000e-005	8.7000e-005
tblVehicleEF	LHD1	5.7570e-003	5.9580e-003
tblVehicleEF	LHD1	3.1800e-004	9.8000e-005
tblVehicleEF	LHD1	6.3950e-003	5.0260e-003
tblVehicleEF	LHD1	0.12	0.09
tblVehicleEF	LHD1	0.02	0.03
tblVehicleEF	LHD1	3.6780e-003	2.8810e-003
tblVehicleEF	LHD1	0.08	0.06
tblVehicleEF	LHD1	0.35	0.53
tblVehicleEF	LHD1	0.22	0.06
tblVehicleEF	LHD1	4.5150e-003	4.3890e-003
tblVehicleEF	LHD1	8.0880e-003	4.3430e-003
tblVehicleEF	LHD1	0.02	0.01
tblVehicleEF	LHD1	0.14	0.17
tblVehicleEF	LHD1	0.74	0.58
tblVehicleEF	LHD1	2.04	0.90
tblVehicleEF	LHD1	9.20	9.02

Merrill Commerce Center (Phase C Operations - Trucks) - San Bernardino-South Coast County, Winter

tblVehicleEF	LHD1	588.15	612.33
tblVehicleEF	LHD1	28.17	10.01
tblVehicleEF	LHD1	0.08	0.07
tblVehicleEF	LHD1	1.51	0.99
tblVehicleEF	LHD1	9.4500e-004	9.9000e-004
tblVehicleEF	LHD1	0.01	0.01
tblVehicleEF	LHD1	0.01	8.8180e-003
tblVehicleEF	LHD1	7.9100e-004	2.2400e-004
tblVehicleEF	LHD1	9.0400e-004	9.4700e-004
tblVehicleEF	LHD1	2.5790e-003	2.5040e-003
tblVehicleEF	LHD1	0.01	8.4140e-003
tblVehicleEF	LHD1	7.2700e-004	2.0600e-004
tblVehicleEF	LHD1	3.4680e-003	2.7570e-003
tblVehicleEF	LHD1	0.12	0.09
tblVehicleEF	LHD1	0.02	0.02
tblVehicleEF	LHD1	1.6320e-003	1.2680e-003
tblVehicleEF	LHD1	0.07	0.05
tblVehicleEF	LHD1	0.37	0.56
tblVehicleEF	LHD1	0.21	0.06
tblVehicleEF	LHD1	9.1000e-005	8.7000e-005
tblVehicleEF	LHD1	5.7560e-003	5.9570e-003
tblVehicleEF	LHD1	3.2000e-004	9.9000e-005
tblVehicleEF	LHD1	3.4680e-003	2.7570e-003
tblVehicleEF	LHD1	0.12	0.09
tblVehicleEF	LHD1	0.02	0.03
tblVehicleEF	LHD1	1.6320e-003	1.2680e-003
tblVehicleEF	LHD1	0.08	0.06

Merrill Commerce Center (Phase C Operations - Trucks) - San Bernardino-South Coast County, Winter

tblVehicleEF	LHD1	0.37	0.56
tblVehicleEF	LHD1	0.22	0.07
tblVehicleEF	LHD2	3.0190e-003	2.9450e-003
tblVehicleEF	LHD2	3.0020e-003	3.0680e-003
tblVehicleEF	LHD2	5.3750e-003	7.2680e-003
tblVehicleEF	LHD2	0.12	0.13
tblVehicleEF	LHD2	0.32	0.39
tblVehicleEF	LHD2	0.99	0.52
tblVehicleEF	LHD2	14.02	14.10
tblVehicleEF	LHD2	590.99	612.80
tblVehicleEF	LHD2	23.05	7.09
tblVehicleEF	LHD2	0.09	0.10
tblVehicleEF	LHD2	0.79	1.09
tblVehicleEF	LHD2	1.1800e-003	1.4530e-003
tblVehicleEF	LHD2	0.01	0.01
tblVehicleEF	LHD2	9.5980e-003	0.01
tblVehicleEF	LHD2	3.5700e-004	1.0800e-004
tblVehicleEF	LHD2	1.1290e-003	1.3900e-003
tblVehicleEF	LHD2	2.7000e-003	2.7060e-003
tblVehicleEF	LHD2	9.1720e-003	0.01
tblVehicleEF	LHD2	3.2900e-004	1.0000e-004
tblVehicleEF	LHD2	1.0100e-003	1.2570e-003
tblVehicleEF	LHD2	0.03	0.04
tblVehicleEF	LHD2	0.01	0.02
tblVehicleEF	LHD2	5.7600e-004	6.9200e-004
tblVehicleEF	LHD2	0.04	0.05
tblVehicleEF	LHD2	0.06	0.22

Merrill Commerce Center (Phase C Operations - Trucks) - San Bernardino-South Coast County, Winter

tblVehicleEF	LHD2	0.07	0.04
tblVehicleEF	LHD2	1.3700e-004	1.3500e-004
tblVehicleEF	LHD2	5.7450e-003	5.9080e-003
tblVehicleEF	LHD2	2.4800e-004	7.0000e-005
tblVehicleEF	LHD2	1.0100e-003	1.2570e-003
tblVehicleEF	LHD2	0.03	0.04
tblVehicleEF	LHD2	0.02	0.02
tblVehicleEF	LHD2	5.7600e-004	6.9200e-004
tblVehicleEF	LHD2	0.05	0.06
tblVehicleEF	LHD2	0.06	0.22
tblVehicleEF	LHD2	0.08	0.04
tblVehicleEF	LHD2	3.0190e-003	2.9540e-003
tblVehicleEF	LHD2	3.0350e-003	3.0940e-003
tblVehicleEF	LHD2	5.1530e-003	6.9430e-003
tblVehicleEF	LHD2	0.12	0.13
tblVehicleEF	LHD2	0.32	0.40
tblVehicleEF	LHD2	0.93	0.49
tblVehicleEF	LHD2	14.02	14.10
tblVehicleEF	LHD2	590.99	612.80
tblVehicleEF	LHD2	23.05	7.04
tblVehicleEF	LHD2	0.09	0.10
tblVehicleEF	LHD2	0.74	1.03
tblVehicleEF	LHD2	1.1800e-003	1.4530e-003
tblVehicleEF	LHD2	0.01	0.01
tblVehicleEF	LHD2	9.5980e-003	0.01
tblVehicleEF	LHD2	3.5700e-004	1.0800e-004
tblVehicleEF	LHD2	1.1290e-003	1.3900e-003

Merrill Commerce Center (Phase C Operations - Trucks) - San Bernardino-South Coast County, Winter

tblVehicleEF	LHD2	2.7000e-003	2.7060e-003
tblVehicleEF	LHD2	9.1720e-003	0.01
tblVehicleEF	LHD2	3.2900e-004	1.0000e-004
tblVehicleEF	LHD2	1.9350e-003	2.4210e-003
tblVehicleEF	LHD2	0.03	0.04
tblVehicleEF	LHD2	0.01	0.02
tblVehicleEF	LHD2	1.2190e-003	1.4810e-003
tblVehicleEF	LHD2	0.04	0.05
tblVehicleEF	LHD2	0.06	0.22
tblVehicleEF	LHD2	0.07	0.03
tblVehicleEF	LHD2	1.3700e-004	1.3500e-004
tblVehicleEF	LHD2	5.7450e-003	5.9080e-003
tblVehicleEF	LHD2	2.4700e-004	7.0000e-005
tblVehicleEF	LHD2	1.9350e-003	2.4210e-003
tblVehicleEF	LHD2	0.03	0.04
tblVehicleEF	LHD2	0.02	0.02
tblVehicleEF	LHD2	1.2190e-003	1.4810e-003
tblVehicleEF	LHD2	0.05	0.06
tblVehicleEF	LHD2	0.06	0.22
tblVehicleEF	LHD2	0.08	0.04
tblVehicleEF	LHD2	3.0190e-003	2.9470e-003
tblVehicleEF	LHD2	3.0060e-003	3.0710e-003
tblVehicleEF	LHD2	5.3330e-003	7.2070e-003
tblVehicleEF	LHD2	0.12	0.13
tblVehicleEF	LHD2	0.32	0.39
tblVehicleEF	LHD2	0.97	0.52
tblVehicleEF	LHD2	14.02	14.10

Merrill Commerce Center (Phase C Operations - Trucks) - San Bernardino-South Coast County, Winter

tblVehicleEF	LHD2	590.99	612.80
tblVehicleEF	LHD2	23.05	7.08
tblVehicleEF	LHD2	0.09	0.10
tblVehicleEF	LHD2	0.77	1.07
tblVehicleEF	LHD2	1.1800e-003	1.4530e-003
tblVehicleEF	LHD2	0.01	0.01
tblVehicleEF	LHD2	9.5980e-003	0.01
tblVehicleEF	LHD2	3.5700e-004	1.0800e-004
tblVehicleEF	LHD2	1.1290e-003	1.3900e-003
tblVehicleEF	LHD2	2.7000e-003	2.7060e-003
tblVehicleEF	LHD2	9.1720e-003	0.01
tblVehicleEF	LHD2	3.2900e-004	1.0000e-004
tblVehicleEF	LHD2	1.0020e-003	1.2650e-003
tblVehicleEF	LHD2	0.03	0.04
tblVehicleEF	LHD2	0.01	0.02
tblVehicleEF	LHD2	5.6100e-004	6.7200e-004
tblVehicleEF	LHD2	0.04	0.05
tblVehicleEF	LHD2	0.07	0.24
tblVehicleEF	LHD2	0.07	0.03
tblVehicleEF	LHD2	1.3700e-004	1.3500e-004
tblVehicleEF	LHD2	5.7450e-003	5.9080e-003
tblVehicleEF	LHD2	2.4800e-004	7.0000e-005
tblVehicleEF	LHD2	1.0020e-003	1.2650e-003
tblVehicleEF	LHD2	0.03	0.04
tblVehicleEF	LHD2	0.02	0.02
tblVehicleEF	LHD2	5.6100e-004	6.7200e-004
tblVehicleEF	LHD2	0.05	0.06

Merrill Commerce Center (Phase C Operations - Trucks) - San Bernardino-South Coast County, Winter

tblVehicleEF	LHD2	0.07	0.24
tblVehicleEF	LHD2	0.08	0.04
tblVehicleEF	MCY	0.44	0.32
tblVehicleEF	MCY	0.15	0.25
tblVehicleEF	MCY	19.12	19.37
tblVehicleEF	MCY	10.00	8.87
tblVehicleEF	MCY	170.19	210.88
tblVehicleEF	MCY	44.81	60.33
tblVehicleEF	MCY	1.15	1.15
tblVehicleEF	MCY	2.0020e-003	1.9620e-003
tblVehicleEF	MCY	3.3000e-003	2.8020e-003
tblVehicleEF	MCY	1.8700e-003	1.8320e-003
tblVehicleEF	MCY	3.0980e-003	2.6300e-003
tblVehicleEF	MCY	1.43	1.45
tblVehicleEF	MCY	0.79	0.81
tblVehicleEF	MCY	0.77	0.78
tblVehicleEF	MCY	2.17	2.18
tblVehicleEF	MCY	0.44	1.74
tblVehicleEF	MCY	2.11	1.87
tblVehicleEF	MCY	2.0780e-003	2.0870e-003
tblVehicleEF	MCY	6.7400e-004	5.9700e-004
tblVehicleEF	MCY	1.43	1.45
tblVehicleEF	MCY	0.79	0.81
tblVehicleEF	MCY	0.77	0.78
tblVehicleEF	MCY	2.69	2.70
tblVehicleEF	MCY	0.44	1.74
tblVehicleEF	MCY	2.29	2.03

Merrill Commerce Center (Phase C Operations - Trucks) - San Bernardino-South Coast County, Winter

tblVehicleEF	MCY	0.43	0.32
tblVehicleEF	MCY	0.13	0.21
tblVehicleEF	MCY	19.26	19.51
tblVehicleEF	MCY	9.04	7.97
tblVehicleEF	MCY	170.19	210.93
tblVehicleEF	MCY	44.81	58.05
tblVehicleEF	MCY	0.98	0.98
tblVehicleEF	MCY	2.0020e-003	1.9620e-003
tblVehicleEF	MCY	3.3000e-003	2.8020e-003
tblVehicleEF	MCY	1.8700e-003	1.8320e-003
tblVehicleEF	MCY	3.0980e-003	2.6300e-003
tblVehicleEF	MCY	3.08	3.13
tblVehicleEF	MCY	1.21	1.26
tblVehicleEF	MCY	2.05	2.08
tblVehicleEF	MCY	2.12	2.13
tblVehicleEF	MCY	0.44	1.74
tblVehicleEF	MCY	1.82	1.60
tblVehicleEF	MCY	2.0780e-003	2.0870e-003
tblVehicleEF	MCY	6.4900e-004	5.7400e-004
tblVehicleEF	MCY	3.08	3.13
tblVehicleEF	MCY	1.21	1.26
tblVehicleEF	MCY	2.05	2.08
tblVehicleEF	MCY	2.64	2.64
tblVehicleEF	MCY	0.44	1.74
tblVehicleEF	MCY	1.98	1.75
tblVehicleEF	MCY	0.44	0.32
tblVehicleEF	MCY	0.15	0.24

Merrill Commerce Center (Phase C Operations - Trucks) - San Bernardino-South Coast County, Winter

tblVehicleEF	MCY	18.32	18.54
tblVehicleEF	MCY	9.65	8.53
tblVehicleEF	MCY	170.19	209.44
tblVehicleEF	MCY	44.81	59.57
tblVehicleEF	MCY	1.11	1.11
tblVehicleEF	MCY	2.0020e-003	1.9620e-003
tblVehicleEF	MCY	3.3000e-003	2.8020e-003
tblVehicleEF	MCY	1.8700e-003	1.8320e-003
tblVehicleEF	MCY	3.0980e-003	2.6300e-003
tblVehicleEF	MCY	1.68	1.70
tblVehicleEF	MCY	1.05	1.07
tblVehicleEF	MCY	0.69	0.70
tblVehicleEF	MCY	2.14	2.14
tblVehicleEF	MCY	0.50	2.00
tblVehicleEF	MCY	2.04	1.80
tblVehicleEF	MCY	2.0640e-003	2.0730e-003
tblVehicleEF	MCY	6.6600e-004	5.9000e-004
tblVehicleEF	MCY	1.68	1.70
tblVehicleEF	MCY	1.05	1.07
tblVehicleEF	MCY	0.69	0.70
tblVehicleEF	MCY	2.65	2.66
tblVehicleEF	MCY	0.50	2.00
tblVehicleEF	MCY	2.22	1.96
tblVehicleEF	MDV	8.5490e-003	3.4430e-003
tblVehicleEF	MDV	0.01	0.06
tblVehicleEF	MDV	0.97	0.80
tblVehicleEF	MDV	2.26	2.68

Merrill Commerce Center (Phase C Operations - Trucks) - San Bernardino-South Coast County, Winter

tblVehicleEF	MDV	424.40	358.68
tblVehicleEF	MDV	95.54	75.12
tblVehicleEF	MDV	0.12	0.07
tblVehicleEF	MDV	1.7550e-003	1.3620e-003
tblVehicleEF	MDV	2.3950e-003	1.6900e-003
tblVehicleEF	MDV	1.6170e-003	1.2560e-003
tblVehicleEF	MDV	2.2020e-003	1.5540e-003
tblVehicleEF	MDV	0.09	0.11
tblVehicleEF	MDV	0.18	0.15
tblVehicleEF	MDV	0.08	0.09
tblVehicleEF	MDV	0.02	0.01
tblVehicleEF	MDV	0.10	0.46
tblVehicleEF	MDV	0.17	0.31
tblVehicleEF	MDV	4.2490e-003	3.5450e-003
tblVehicleEF	MDV	9.9500e-004	7.4300e-004
tblVehicleEF	MDV	0.09	0.11
tblVehicleEF	MDV	0.18	0.15
tblVehicleEF	MDV	0.08	0.09
tblVehicleEF	MDV	0.03	0.02
tblVehicleEF	MDV	0.10	0.46
tblVehicleEF	MDV	0.18	0.34
tblVehicleEF	MDV	9.6990e-003	3.9420e-003
tblVehicleEF	MDV	0.01	0.06
tblVehicleEF	MDV	1.19	0.97
tblVehicleEF	MDV	1.87	2.22
tblVehicleEF	MDV	461.94	380.41
tblVehicleEF	MDV	95.54	74.23

Merrill Commerce Center (Phase C Operations - Trucks) - San Bernardino-South Coast County, Winter

tblVehicleEF	MDV	0.10	0.06
tblVehicleEF	MDV	1.7550e-003	1.3620e-003
tblVehicleEF	MDV	2.3950e-003	1.6900e-003
tblVehicleEF	MDV	1.6170e-003	1.2560e-003
tblVehicleEF	MDV	2.2020e-003	1.5540e-003
tblVehicleEF	MDV	0.18	0.21
tblVehicleEF	MDV	0.20	0.17
tblVehicleEF	MDV	0.16	0.19
tblVehicleEF	MDV	0.02	0.02
tblVehicleEF	MDV	0.10	0.46
tblVehicleEF	MDV	0.14	0.26
tblVehicleEF	MDV	4.6270e-003	3.7610e-003
tblVehicleEF	MDV	9.8800e-004	7.3500e-004
tblVehicleEF	MDV	0.18	0.21
tblVehicleEF	MDV	0.20	0.17
tblVehicleEF	MDV	0.16	0.19
tblVehicleEF	MDV	0.04	0.02
tblVehicleEF	MDV	0.10	0.46
tblVehicleEF	MDV	0.15	0.28
tblVehicleEF	MDV	8.3240e-003	3.3580e-003
tblVehicleEF	MDV	0.01	0.06
tblVehicleEF	MDV	0.92	0.75
tblVehicleEF	MDV	2.23	2.64
tblVehicleEF	MDV	415.65	353.53
tblVehicleEF	MDV	95.54	75.05
tblVehicleEF	MDV	0.11	0.06
tblVehicleEF	MDV	1.7550e-003	1.3620e-003

Merrill Commerce Center (Phase C Operations - Trucks) - San Bernardino-South Coast County, Winter

tblVehicleEF	MDV	2.3950e-003	1.6900e-003
tblVehicleEF	MDV	1.6170e-003	1.2560e-003
tblVehicleEF	MDV	2.2020e-003	1.5540e-003
tblVehicleEF	MDV	0.09	0.10
tblVehicleEF	MDV	0.19	0.16
tblVehicleEF	MDV	0.07	0.09
tblVehicleEF	MDV	0.02	0.01
tblVehicleEF	MDV	0.12	0.53
tblVehicleEF	MDV	0.16	0.31
tblVehicleEF	MDV	4.1610e-003	3.4950e-003
tblVehicleEF	MDV	9.9400e-004	7.4300e-004
tblVehicleEF	MDV	0.09	0.10
tblVehicleEF	MDV	0.19	0.16
tblVehicleEF	MDV	0.07	0.09
tblVehicleEF	MDV	0.03	0.02
tblVehicleEF	MDV	0.12	0.53
tblVehicleEF	MDV	0.18	0.34
tblVehicleEF	MH	0.02	3.4970e-003
tblVehicleEF	MH	0.02	0.00
tblVehicleEF	MH	1.71	0.32
tblVehicleEF	MH	5.12	0.00
tblVehicleEF	MH	1,044.82	918.79
tblVehicleEF	MH	58.27	0.00
tblVehicleEF	MH	1.20	3.97
tblVehicleEF	MH	0.01	0.02
tblVehicleEF	MH	0.03	0.12
tblVehicleEF	MH	9.8200e-004	0.00

Merrill Commerce Center (Phase C Operations - Trucks) - San Bernardino-South Coast County, Winter

tblVehicleEF	MH	3.2250e-003	4.0000e-003
tblVehicleEF	MH	0.03	0.11
tblVehicleEF	MH	9.0300e-004	0.00
tblVehicleEF	MH	1.16	0.00
tblVehicleEF	MH	0.07	0.00
tblVehicleEF	MH	0.41	0.00
tblVehicleEF	MH	0.07	0.08
tblVehicleEF	MH	0.03	0.00
tblVehicleEF	MH	0.30	0.00
tblVehicleEF	MH	0.01	8.6860e-003
tblVehicleEF	MH	6.7200e-004	0.00
tblVehicleEF	MH	1.16	0.00
tblVehicleEF	MH	0.07	0.00
tblVehicleEF	MH	0.41	0.00
tblVehicleEF	MH	0.09	0.09
tblVehicleEF	MH	0.03	0.00
tblVehicleEF	MH	0.33	0.00
tblVehicleEF	MH	0.02	3.4970e-003
tblVehicleEF	MH	0.02	0.00
tblVehicleEF	MH	1.77	0.32
tblVehicleEF	MH	4.67	0.00
tblVehicleEF	MH	1,044.82	918.79
tblVehicleEF	MH	58.27	0.00
tblVehicleEF	MH	1.10	3.73
tblVehicleEF	MH	0.01	0.02
tblVehicleEF	MH	0.03	0.12
tblVehicleEF	MH	9.8200e-004	0.00

Merrill Commerce Center (Phase C Operations - Trucks) - San Bernardino-South Coast County, Winter

tblVehicleEF	MH	3.2250e-003	4.0000e-003
tblVehicleEF	MH	0.03	0.11
tblVehicleEF	MH	9.0300e-004	0.00
tblVehicleEF	MH	2.28	0.00
tblVehicleEF	MH	0.09	0.00
tblVehicleEF	MH	0.97	0.00
tblVehicleEF	MH	0.07	0.08
tblVehicleEF	MH	0.03	0.00
tblVehicleEF	MH	0.28	0.00
tblVehicleEF	MH	0.01	8.6860e-003
tblVehicleEF	MH	6.6400e-004	0.00
tblVehicleEF	MH	2.28	0.00
tblVehicleEF	MH	0.09	0.00
tblVehicleEF	MH	0.97	0.00
tblVehicleEF	MH	0.09	0.09
tblVehicleEF	MH	0.03	0.00
tblVehicleEF	MH	0.31	0.00
tblVehicleEF	MH	0.02	3.4970e-003
tblVehicleEF	MH	0.02	0.00
tblVehicleEF	MH	1.71	0.32
tblVehicleEF	MH	5.07	0.00
tblVehicleEF	MH	1,044.82	918.79
tblVehicleEF	MH	58.27	0.00
tblVehicleEF	MH	1.17	3.90
tblVehicleEF	MH	0.01	0.02
tblVehicleEF	MH	0.03	0.12
tblVehicleEF	MH	9.8200e-004	0.00

Merrill Commerce Center (Phase C Operations - Trucks) - San Bernardino-South Coast County, Winter

tblVehicleEF	MH	3.2250e-003	4.0000e-003
tblVehicleEF	MH	0.03	0.11
tblVehicleEF	MH	9.0300e-004	0.00
tblVehicleEF	MH	1.34	0.00
tblVehicleEF	MH	0.09	0.00
tblVehicleEF	MH	0.43	0.00
tblVehicleEF	MH	0.07	0.08
tblVehicleEF	MH	0.03	0.00
tblVehicleEF	MH	0.30	0.00
tblVehicleEF	MH	0.01	8.6860e-003
tblVehicleEF	MH	6.7100e-004	0.00
tblVehicleEF	MH	1.34	0.00
tblVehicleEF	MH	0.09	0.00
tblVehicleEF	MH	0.43	0.00
tblVehicleEF	MH	0.09	0.09
tblVehicleEF	MH	0.03	0.00
tblVehicleEF	MH	0.32	0.00
tblVehicleEF	MHD	0.02	2.9940e-003
tblVehicleEF	MHD	2.1980e-003	9.6000e-004
tblVehicleEF	MHD	0.04	7.1190e-003
tblVehicleEF	MHD	0.29	0.33
tblVehicleEF	MHD	0.20	0.13
tblVehicleEF	MHD	3.68	0.75
tblVehicleEF	MHD	158.15	61.88
tblVehicleEF	MHD	1,094.62	924.73
tblVehicleEF	MHD	48.60	7.15
tblVehicleEF	MHD	0.42	0.33

Merrill Commerce Center (Phase C Operations - Trucks) - San Bernardino-South Coast County, Winter

tblVehicleEF	MHD	0.62	1.01
tblVehicleEF	MHD	8.1000e-005	2.0700e-004
tblVehicleEF	MHD	2.7670e-003	7.7130e-003
tblVehicleEF	MHD	6.4800e-004	8.3000e-005
tblVehicleEF	MHD	7.7000e-005	1.9800e-004
tblVehicleEF	MHD	2.6430e-003	7.3750e-003
tblVehicleEF	MHD	5.9600e-004	7.6000e-005
tblVehicleEF	MHD	9.1200e-004	4.0900e-004
tblVehicleEF	MHD	0.03	0.01
tblVehicleEF	MHD	0.02	0.01
tblVehicleEF	MHD	5.0100e-004	2.2400e-004
tblVehicleEF	MHD	0.03	9.7180e-003
tblVehicleEF	MHD	0.01	0.08
tblVehicleEF	MHD	0.23	0.04
tblVehicleEF	MHD	1.5190e-003	5.8700e-004
tblVehicleEF	MHD	0.01	8.8120e-003
tblVehicleEF	MHD	5.5000e-004	7.1000e-005
tblVehicleEF	MHD	9.1200e-004	4.0900e-004
tblVehicleEF	MHD	0.03	0.01
tblVehicleEF	MHD	0.03	0.02
tblVehicleEF	MHD	5.0100e-004	2.2400e-004
tblVehicleEF	MHD	0.03	0.01
tblVehicleEF	MHD	0.01	0.08
tblVehicleEF	MHD	0.25	0.04
tblVehicleEF	MHD	0.01	2.8540e-003
tblVehicleEF	MHD	2.2250e-003	9.7900e-004
tblVehicleEF	MHD	0.04	6.7960e-003

Merrill Commerce Center (Phase C Operations - Trucks) - San Bernardino-South Coast County, Winter

tblVehicleEF	MHD	0.21	0.29
tblVehicleEF	MHD	0.20	0.13
tblVehicleEF	MHD	3.44	0.70
tblVehicleEF	MHD	167.52	61.59
tblVehicleEF	MHD	1,094.62	924.73
tblVehicleEF	MHD	48.60	7.06
tblVehicleEF	MHD	0.44	0.32
tblVehicleEF	MHD	0.58	0.95
tblVehicleEF	MHD	6.8000e-005	1.7800e-004
tblVehicleEF	MHD	2.7670e-003	7.7130e-003
tblVehicleEF	MHD	6.4800e-004	8.3000e-005
tblVehicleEF	MHD	6.5000e-005	1.7000e-004
tblVehicleEF	MHD	2.6430e-003	7.3750e-003
tblVehicleEF	MHD	5.9600e-004	7.6000e-005
tblVehicleEF	MHD	1.7790e-003	7.9800e-004
tblVehicleEF	MHD	0.04	0.02
tblVehicleEF	MHD	0.02	0.01
tblVehicleEF	MHD	1.1090e-003	4.9600e-004
tblVehicleEF	MHD	0.03	9.7970e-003
tblVehicleEF	MHD	0.01	0.08
tblVehicleEF	MHD	0.22	0.03
tblVehicleEF	MHD	1.6070e-003	5.8400e-004
tblVehicleEF	MHD	0.01	8.8120e-003
tblVehicleEF	MHD	5.4600e-004	7.0000e-005
tblVehicleEF	MHD	1.7790e-003	7.9800e-004
tblVehicleEF	MHD	0.04	0.02
tblVehicleEF	MHD	0.03	0.02

Merrill Commerce Center (Phase C Operations - Trucks) - San Bernardino-South Coast County, Winter

tblVehicleEF	MHD	1.1090e-003	4.9600e-004
tblVehicleEF	MHD	0.03	0.01
tblVehicleEF	MHD	0.01	0.08
tblVehicleEF	MHD	0.24	0.04
tblVehicleEF	MHD	0.02	3.2040e-003
tblVehicleEF	MHD	2.2010e-003	9.6100e-004
tblVehicleEF	MHD	0.04	7.0350e-003
tblVehicleEF	MHD	0.40	0.39
tblVehicleEF	MHD	0.20	0.13
tblVehicleEF	MHD	3.62	0.74
tblVehicleEF	MHD	145.20	62.28
tblVehicleEF	MHD	1,094.62	924.73
tblVehicleEF	MHD	48.60	7.13
tblVehicleEF	MHD	0.40	0.35
tblVehicleEF	MHD	0.61	0.99
tblVehicleEF	MHD	9.8000e-005	2.4800e-004
tblVehicleEF	MHD	2.7670e-003	7.7130e-003
tblVehicleEF	MHD	6.4800e-004	8.3000e-005
tblVehicleEF	MHD	9.4000e-005	2.3700e-004
tblVehicleEF	MHD	2.6430e-003	7.3750e-003
tblVehicleEF	MHD	5.9600e-004	7.6000e-005
tblVehicleEF	MHD	9.3500e-004	4.2100e-004
tblVehicleEF	MHD	0.03	0.02
tblVehicleEF	MHD	0.02	0.02
tblVehicleEF	MHD	4.8700e-004	2.1800e-004
tblVehicleEF	MHD	0.03	9.7270e-003
tblVehicleEF	MHD	0.01	0.08

Merrill Commerce Center (Phase C Operations - Trucks) - San Bernardino-South Coast County, Winter

tblVehicleEF	MHD	0.22	0.04
tblVehicleEF	MHD	1.3960e-003	5.9100e-004
tblVehicleEF	MHD	0.01	8.8120e-003
tblVehicleEF	MHD	5.4900e-004	7.1000e-005
tblVehicleEF	MHD	9.3500e-004	4.2100e-004
tblVehicleEF	MHD	0.03	0.02
tblVehicleEF	MHD	0.03	0.02
tblVehicleEF	MHD	4.8700e-004	2.1800e-004
tblVehicleEF	MHD	0.03	0.01
tblVehicleEF	MHD	0.01	0.08
tblVehicleEF	MHD	0.25	0.04
tblVehicleEF	OBUS	0.01	8.9910e-003
tblVehicleEF	OBUS	5.5880e-003	5.0340e-003
tblVehicleEF	OBUS	0.02	0.02
tblVehicleEF	OBUS	0.24	0.52
tblVehicleEF	OBUS	0.37	0.59
tblVehicleEF	OBUS	5.06	2.45
tblVehicleEF	OBUS	67.58	67.60
tblVehicleEF	OBUS	1,116.49	1,365.08
tblVehicleEF	OBUS	69.55	20.25
tblVehicleEF	OBUS	0.13	0.25
tblVehicleEF	OBUS	0.43	0.85
tblVehicleEF	OBUS	1.2000e-005	8.5000e-005
tblVehicleEF	OBUS	2.0510e-003	6.3820e-003
tblVehicleEF	OBUS	9.6400e-004	2.3500e-004
tblVehicleEF	OBUS	1.1000e-005	8.1000e-005
tblVehicleEF	OBUS	1.9380e-003	6.0850e-003

Merrill Commerce Center (Phase C Operations - Trucks) - San Bernardino-South Coast County, Winter

tblVehicleEF	OBUS	8.8700e-004	2.1600e-004
tblVehicleEF	OBUS	1.8580e-003	2.6690e-003
tblVehicleEF	OBUS	0.02	0.03
tblVehicleEF	OBUS	0.03	0.05
tblVehicleEF	OBUS	8.2500e-004	1.1300e-003
tblVehicleEF	OBUS	0.03	0.03
tblVehicleEF	OBUS	0.05	0.32
tblVehicleEF	OBUS	0.32	0.12
tblVehicleEF	OBUS	6.5700e-004	6.4500e-004
tblVehicleEF	OBUS	0.01	0.01
tblVehicleEF	OBUS	7.8400e-004	2.0000e-004
tblVehicleEF	OBUS	1.8580e-003	2.6690e-003
tblVehicleEF	OBUS	0.02	0.03
tblVehicleEF	OBUS	0.04	0.06
tblVehicleEF	OBUS	8.2500e-004	1.1300e-003
tblVehicleEF	OBUS	0.03	0.04
tblVehicleEF	OBUS	0.05	0.32
tblVehicleEF	OBUS	0.35	0.13
tblVehicleEF	OBUS	0.01	9.0700e-003
tblVehicleEF	OBUS	5.7260e-003	5.1780e-003
tblVehicleEF	OBUS	0.02	0.02
tblVehicleEF	OBUS	0.24	0.52
tblVehicleEF	OBUS	0.38	0.60
tblVehicleEF	OBUS	4.64	2.25
tblVehicleEF	OBUS	70.58	66.89
tblVehicleEF	OBUS	1,116.49	1,365.10
tblVehicleEF	OBUS	69.55	19.90

Merrill Commerce Center (Phase C Operations - Trucks) - San Bernardino-South Coast County, Winter

tblVehicleEF	OBUS	0.13	0.24
tblVehicleEF	OBUS	0.40	0.78
tblVehicleEF	OBUS	1.0000e-005	7.5000e-005
tblVehicleEF	OBUS	2.0510e-003	6.3820e-003
tblVehicleEF	OBUS	9.6400e-004	2.3500e-004
tblVehicleEF	OBUS	1.0000e-005	7.2000e-005
tblVehicleEF	OBUS	1.9380e-003	6.0850e-003
tblVehicleEF	OBUS	8.8700e-004	2.1600e-004
tblVehicleEF	OBUS	3.5980e-003	5.1580e-003
tblVehicleEF	OBUS	0.02	0.03
tblVehicleEF	OBUS	0.03	0.05
tblVehicleEF	OBUS	1.8620e-003	2.5390e-003
tblVehicleEF	OBUS	0.03	0.03
tblVehicleEF	OBUS	0.05	0.32
tblVehicleEF	OBUS	0.30	0.11
tblVehicleEF	OBUS	6.8600e-004	6.3800e-004
tblVehicleEF	OBUS	0.01	0.01
tblVehicleEF	OBUS	7.7700e-004	1.9700e-004
tblVehicleEF	OBUS	3.5980e-003	5.1580e-003
tblVehicleEF	OBUS	0.02	0.03
tblVehicleEF	OBUS	0.04	0.07
tblVehicleEF	OBUS	1.8620e-003	2.5390e-003
tblVehicleEF	OBUS	0.04	0.04
tblVehicleEF	OBUS	0.05	0.32
tblVehicleEF	OBUS	0.33	0.12
tblVehicleEF	OBUS	0.01	8.9240e-003
tblVehicleEF	OBUS	5.6030e-003	5.0500e-003

Merrill Commerce Center (Phase C Operations - Trucks) - San Bernardino-South Coast County, Winter

tblVehicleEF	OBUS	0.02	0.02
tblVehicleEF	OBUS	0.25	0.52
tblVehicleEF	OBUS	0.37	0.59
tblVehicleEF	OBUS	5.03	2.43
tblVehicleEF	OBUS	63.44	68.58
tblVehicleEF	OBUS	1,116.49	1,365.08
tblVehicleEF	OBUS	69.55	20.22
tblVehicleEF	OBUS	0.12	0.27
tblVehicleEF	OBUS	0.42	0.83
tblVehicleEF	OBUS	1.4000e-005	9.8000e-005
tblVehicleEF	OBUS	2.0510e-003	6.3820e-003
tblVehicleEF	OBUS	9.6400e-004	2.3500e-004
tblVehicleEF	OBUS	1.4000e-005	9.4000e-005
tblVehicleEF	OBUS	1.9380e-003	6.0850e-003
tblVehicleEF	OBUS	8.8700e-004	2.1600e-004
tblVehicleEF	OBUS	1.8980e-003	2.7930e-003
tblVehicleEF	OBUS	0.02	0.03
tblVehicleEF	OBUS	0.03	0.05
tblVehicleEF	OBUS	8.1700e-004	1.1300e-003
tblVehicleEF	OBUS	0.03	0.03
tblVehicleEF	OBUS	0.05	0.34
tblVehicleEF	OBUS	0.31	0.12
tblVehicleEF	OBUS	6.1800e-004	6.5400e-004
tblVehicleEF	OBUS	0.01	0.01
tblVehicleEF	OBUS	7.8400e-004	2.0000e-004
tblVehicleEF	OBUS	1.8980e-003	2.7930e-003
tblVehicleEF	OBUS	0.02	0.03

Merrill Commerce Center (Phase C Operations - Trucks) - San Bernardino-South Coast County, Winter

tblVehicleEF	OBUS	0.04	0.06
tblVehicleEF	OBUS	8.1700e-004	1.1300e-003
tblVehicleEF	OBUS	0.03	0.04
tblVehicleEF	OBUS	0.05	0.34
tblVehicleEF	OBUS	0.34	0.13
tblVehicleEF	SBUS	0.82	0.05
tblVehicleEF	SBUS	7.8130e-003	5.3990e-003
tblVehicleEF	SBUS	0.06	4.5740e-003
tblVehicleEF	SBUS	6.12	2.19
tblVehicleEF	SBUS	0.49	0.47
tblVehicleEF	SBUS	5.01	0.59
tblVehicleEF	SBUS	1,203.07	329.54
tblVehicleEF	SBUS	1,105.95	1,067.20
tblVehicleEF	SBUS	41.30	3.57
tblVehicleEF	SBUS	8.58	2.94
tblVehicleEF	SBUS	3.25	4.02
tblVehicleEF	SBUS	6.6860e-003	2.6920e-003
tblVehicleEF	SBUS	0.01	0.01
tblVehicleEF	SBUS	0.02	0.02
tblVehicleEF	SBUS	6.3200e-004	3.8000e-005
tblVehicleEF	SBUS	6.3970e-003	2.5760e-003
tblVehicleEF	SBUS	2.7260e-003	2.7350e-003
tblVehicleEF	SBUS	0.02	0.02
tblVehicleEF	SBUS	5.8100e-004	3.5000e-005
tblVehicleEF	SBUS	3.1550e-003	8.0900e-004
tblVehicleEF	SBUS	0.02	6.0880e-003
tblVehicleEF	SBUS	0.72	0.23

Merrill Commerce Center (Phase C Operations - Trucks) - San Bernardino-South Coast County, Winter

tblVehicleEF	SBUS	1.5070e-003	4.0900e-004
tblVehicleEF	SBUS	0.09	0.08
tblVehicleEF	SBUS	9.7290e-003	0.04
tblVehicleEF	SBUS	0.26	0.03
tblVehicleEF	SBUS	0.01	3.1350e-003
tblVehicleEF	SBUS	0.01	0.01
tblVehicleEF	SBUS	5.0000e-004	3.5000e-005
tblVehicleEF	SBUS	3.1550e-003	8.0900e-004
tblVehicleEF	SBUS	0.02	6.0880e-003
tblVehicleEF	SBUS	1.04	0.32
tblVehicleEF	SBUS	1.5070e-003	4.0900e-004
tblVehicleEF	SBUS	0.11	0.09
tblVehicleEF	SBUS	9.7290e-003	0.04
tblVehicleEF	SBUS	0.29	0.03
tblVehicleEF	SBUS	0.82	0.05
tblVehicleEF	SBUS	7.9420e-003	5.4670e-003
tblVehicleEF	SBUS	0.05	3.7780e-003
tblVehicleEF	SBUS	6.01	2.16
tblVehicleEF	SBUS	0.50	0.47
tblVehicleEF	SBUS	3.43	0.42
tblVehicleEF	SBUS	1,262.44	335.12
tblVehicleEF	SBUS	1,105.95	1,067.21
tblVehicleEF	SBUS	41.30	3.27
tblVehicleEF	SBUS	8.85	2.98
tblVehicleEF	SBUS	3.05	3.77
tblVehicleEF	SBUS	5.6360e-003	2.2790e-003
tblVehicleEF	SBUS	0.01	0.01

Merrill Commerce Center (Phase C Operations - Trucks) - San Bernardino-South Coast County, Winter

tblVehicleEF	SBUS	0.02	0.02
tblVehicleEF	SBUS	6.3200e-004	3.8000e-005
tblVehicleEF	SBUS	5.3920e-003	2.1800e-003
tblVehicleEF	SBUS	2.7260e-003	2.7350e-003
tblVehicleEF	SBUS	0.02	0.02
tblVehicleEF	SBUS	5.8100e-004	3.5000e-005
tblVehicleEF	SBUS	5.9800e-003	1.4630e-003
tblVehicleEF	SBUS	0.02	6.3280e-003
tblVehicleEF	SBUS	0.72	0.23
tblVehicleEF	SBUS	3.2100e-003	7.8800e-004
tblVehicleEF	SBUS	0.09	0.08
tblVehicleEF	SBUS	8.8900e-003	0.03
tblVehicleEF	SBUS	0.21	0.02
tblVehicleEF	SBUS	0.01	3.1880e-003
tblVehicleEF	SBUS	0.01	0.01
tblVehicleEF	SBUS	4.7300e-004	3.2000e-005
tblVehicleEF	SBUS	5.9800e-003	1.4630e-003
tblVehicleEF	SBUS	0.02	6.3280e-003
tblVehicleEF	SBUS	1.04	0.32
tblVehicleEF	SBUS	3.2100e-003	7.8800e-004
tblVehicleEF	SBUS	0.11	0.09
tblVehicleEF	SBUS	8.8900e-003	0.03
tblVehicleEF	SBUS	0.24	0.02
tblVehicleEF	SBUS	0.82	0.05
tblVehicleEF	SBUS	7.8160e-003	5.3960e-003
tblVehicleEF	SBUS	0.06	4.6760e-003
tblVehicleEF	SBUS	6.28	2.24

Merrill Commerce Center (Phase C Operations - Trucks) - San Bernardino-South Coast County, Winter

tblVehicleEF	SBUS	0.49	0.46
tblVehicleEF	SBUS	5.06	0.61
tblVehicleEF	SBUS	1,121.07	321.84
tblVehicleEF	SBUS	1,105.95	1,067.20
tblVehicleEF	SBUS	41.30	3.59
tblVehicleEF	SBUS	8.20	2.88
tblVehicleEF	SBUS	3.20	3.96
tblVehicleEF	SBUS	8.1350e-003	3.2630e-003
tblVehicleEF	SBUS	0.01	0.01
tblVehicleEF	SBUS	0.02	0.02
tblVehicleEF	SBUS	6.3200e-004	3.8000e-005
tblVehicleEF	SBUS	7.7830e-003	3.1220e-003
tblVehicleEF	SBUS	2.7260e-003	2.7350e-003
tblVehicleEF	SBUS	0.02	0.02
tblVehicleEF	SBUS	5.8100e-004	3.5000e-005
tblVehicleEF	SBUS	3.0260e-003	7.5100e-004
tblVehicleEF	SBUS	0.02	6.2180e-003
tblVehicleEF	SBUS	0.73	0.23
tblVehicleEF	SBUS	1.4810e-003	4.0900e-004
tblVehicleEF	SBUS	0.09	0.08
tblVehicleEF	SBUS	0.01	0.04
tblVehicleEF	SBUS	0.27	0.03
tblVehicleEF	SBUS	0.01	3.0620e-003
tblVehicleEF	SBUS	0.01	0.01
tblVehicleEF	SBUS	5.0000e-004	3.6000e-005
tblVehicleEF	SBUS	3.0260e-003	7.5100e-004
tblVehicleEF	SBUS	0.02	6.2180e-003

Merrill Commerce Center (Phase C Operations - Trucks) - San Bernardino-South Coast County, Winter

tblVehicleEF	SBUS	1.05	0.32
tblVehicleEF	SBUS	1.4810e-003	4.0900e-004
tblVehicleEF	SBUS	0.11	0.09
tblVehicleEF	SBUS	0.01	0.04
tblVehicleEF	SBUS	0.29	0.03
tblVehicleEF	UBUS	1.45	4.21
tblVehicleEF	UBUS	0.08	0.02
tblVehicleEF	UBUS	7.26	32.80
tblVehicleEF	UBUS	12.29	1.40
tblVehicleEF	UBUS	1,786.94	1,717.18
tblVehicleEF	UBUS	140.81	16.38
tblVehicleEF	UBUS	3.74	0.36
tblVehicleEF	UBUS	0.51	0.08
tblVehicleEF	UBUS	0.01	0.03
tblVehicleEF	UBUS	0.04	2.7210e-003
tblVehicleEF	UBUS	1.4740e-003	2.1500e-004
tblVehicleEF	UBUS	0.22	0.03
tblVehicleEF	UBUS	3.0000e-003	6.3130e-003
tblVehicleEF	UBUS	0.04	2.5860e-003
tblVehicleEF	UBUS	1.3550e-003	1.9700e-004
tblVehicleEF	UBUS	6.8450e-003	1.9240e-003
tblVehicleEF	UBUS	0.09	0.01
tblVehicleEF	UBUS	3.4980e-003	8.4100e-004
tblVehicleEF	UBUS	0.36	0.06
tblVehicleEF	UBUS	0.02	0.05
tblVehicleEF	UBUS	1.04	0.07
tblVehicleEF	UBUS	9.2910e-003	3.7330e-003

Merrill Commerce Center (Phase C Operations - Trucks) - San Bernardino-South Coast County, Winter

tblVehicleEF	UBUS	1.6330e-003	1.6200e-004
tblVehicleEF	UBUS	6.8450e-003	1.9240e-003
tblVehicleEF	UBUS	0.09	0.01
tblVehicleEF	UBUS	3.4980e-003	8.4100e-004
tblVehicleEF	UBUS	1.85	4.30
tblVehicleEF	UBUS	0.02	0.05
tblVehicleEF	UBUS	1.13	0.08
tblVehicleEF	UBUS	1.45	4.21
tblVehicleEF	UBUS	0.07	0.02
tblVehicleEF	UBUS	7.32	32.80
tblVehicleEF	UBUS	10.15	1.15
tblVehicleEF	UBUS	1,786.94	1,717.18
tblVehicleEF	UBUS	140.81	15.96
tblVehicleEF	UBUS	3.47	0.36
tblVehicleEF	UBUS	0.51	0.08
tblVehicleEF	UBUS	0.01	0.03
tblVehicleEF	UBUS	0.04	2.7210e-003
tblVehicleEF	UBUS	1.4740e-003	2.1500e-004
tblVehicleEF	UBUS	0.22	0.03
tblVehicleEF	UBUS	3.0000e-003	6.3130e-003
tblVehicleEF	UBUS	0.04	2.5860e-003
tblVehicleEF	UBUS	1.3550e-003	1.9700e-004
tblVehicleEF	UBUS	0.01	3.6430e-003
tblVehicleEF	UBUS	0.11	0.01
tblVehicleEF	UBUS	8.0770e-003	1.8680e-003
tblVehicleEF	UBUS	0.36	0.06
tblVehicleEF	UBUS	0.02	0.05

Merrill Commerce Center (Phase C Operations - Trucks) - San Bernardino-South Coast County, Winter

tblVehicleEF	UBUS	0.93	0.06
tblVehicleEF	UBUS	9.2920e-003	3.7330e-003
tblVehicleEF	UBUS	1.5960e-003	1.5800e-004
tblVehicleEF	UBUS	0.01	3.6430e-003
tblVehicleEF	UBUS	0.11	0.01
tblVehicleEF	UBUS	8.0770e-003	1.8680e-003
tblVehicleEF	UBUS	1.85	4.30
tblVehicleEF	UBUS	0.02	0.05
tblVehicleEF	UBUS	1.02	0.07
tblVehicleEF	UBUS	1.45	4.21
tblVehicleEF	UBUS	0.08	0.02
tblVehicleEF	UBUS	7.27	32.80
tblVehicleEF	UBUS	11.92	1.37
tblVehicleEF	UBUS	1,786.94	1,717.18
tblVehicleEF	UBUS	140.81	16.32
tblVehicleEF	UBUS	3.67	0.36
tblVehicleEF	UBUS	0.51	0.08
tblVehicleEF	UBUS	0.01	0.03
tblVehicleEF	UBUS	0.04	2.7210e-003
tblVehicleEF	UBUS	1.4740e-003	2.1500e-004
tblVehicleEF	UBUS	0.22	0.03
tblVehicleEF	UBUS	3.0000e-003	6.3130e-003
tblVehicleEF	UBUS	0.04	2.5860e-003
tblVehicleEF	UBUS	1.3550e-003	1.9700e-004
tblVehicleEF	UBUS	7.5030e-003	1.9560e-003
tblVehicleEF	UBUS	0.11	0.01
tblVehicleEF	UBUS	3.5680e-003	8.2800e-004

Merrill Commerce Center (Phase C Operations - Trucks) - San Bernardino-South Coast County, Winter

tblVehicleEF	UBUS	0.36	0.06
tblVehicleEF	UBUS	0.03	0.05
tblVehicleEF	UBUS	1.02	0.07
tblVehicleEF	UBUS	9.2910e-003	3.7330e-003
tblVehicleEF	UBUS	1.6260e-003	1.6200e-004
tblVehicleEF	UBUS	7.5030e-003	1.9560e-003
tblVehicleEF	UBUS	0.11	0.01
tblVehicleEF	UBUS	3.5680e-003	8.2800e-004
tblVehicleEF	UBUS	1.85	4.30
tblVehicleEF	UBUS	0.03	0.05
tblVehicleEF	UBUS	1.12	0.07
tblVehicleTrips	CC_TTP	28.00	0.00
tblVehicleTrips	CNW_TTP	13.00	0.00
tblVehicleTrips	CW_TL	16.60	40.00
tblVehicleTrips	CW_TTP	59.00	100.00
tblVehicleTrips	DV_TP	19.00	0.00
tblVehicleTrips	PB_TP	2.00	0.00
tblVehicleTrips	PR_TP	79.00	100.00
tblVehicleTrips	ST_TR	2.49	0.33
tblVehicleTrips	SU_TR	0.73	0.16
tblVehicleTrips	WD_TR	6.83	0.44

2.0 Emissions Summary

Merrill Commerce Center (Phase C Operations - Trucks) - San Bernardino-South Coast County, Winter

2.1 Overall Construction (Maximum Daily Emission)

Unmitigated Construction

[illegible]

Mitigated Construction

[illegible][illegible]

Merrill Commerce Center (Phase C Operations - Trucks) - San Bernardino-South Coast County, Winter

2.2 Overall Operational**Unmitigated Operational**

	ROG	NOx	CO	SO2	Fugitive PM10	Exhaust PM10	PM10 Total	Fugitive PM2.5	Exhaust PM2.5	PM2.5 Total	Bio- CO2	NBio- CO2	Total CO2	CH4	N2O	CO2e
Category	lb/day										lb/day					
Area	32.2895	1.3300e-003	0.1472	1.0000e-005		5.2000e-004	5.2000e-004		5.2000e-004	5.2000e-004		0.3164	0.3164	8.2000e-004		0.3369
Energy	0.1035	0.9405	0.7901	5.6400e-003		0.0715	0.0715		0.0715	0.0715		1,128.6479	1,128.6479	0.0216	0.0207	1,135.3549
Mobile	1.9504	121.0611	21.7075	0.5673	22.7320	1.0598	23.7918	6.3889	1.0137	7.4026		59,772.9234	59,772.9234	0.1134		59,775.7593
Offroad	0.5027	4.0283	3.7377	0.0159		0.1544	0.1544		0.1420	0.1420		1,535.4855	1,535.4855	0.4966		1,547.9007
Total	34.8460	126.0312	26.3825	0.5888	22.7320	1.2862	24.0181	6.3889	1.2277	7.6166		62,437.3731	62,437.3731	0.6325	0.0207	62,459.3517

Merrill Commerce Center (Phase C Operations - Trucks) - San Bernardino-South Coast County, Winter

2.2 Overall Operational**Mitigated Operational**

	ROG	NOx	CO	SO2	Fugitive PM10	Exhaust PM10	PM10 Total	Fugitive PM2.5	Exhaust PM2.5	PM2.5 Total	Bio- CO2	NBio- CO2	Total CO2	CH4	N2O	CO2e
Category	lb/day										lb/day					
Area	32.2895	1.3300e-003	0.1472	1.0000e-005		5.2000e-004	5.2000e-004		5.2000e-004	5.2000e-004		0.3164	0.3164	8.2000e-004		0.3369
Energy	0.1035	0.9405	0.7901	5.6400e-003		0.0715	0.0715		0.0715	0.0715		1,128.6479	1,128.6479	0.0216	0.0207	1,135.3549
Mobile	1.9504	121.0611	21.7075	0.5673	22.7320	1.0598	23.7918	6.3889	1.0137	7.4026		59,772.9234	59,772.9234	0.1134		59,775.7593
Offroad	0.5027	4.0283	3.7377	0.0159		0.1544	0.1544		0.1420	0.1420		1,535.4855	1,535.4855	0.4966		1,547.9007
Total	34.8460	126.0312	26.3825	0.5888	22.7320	1.2862	24.0181	6.3889	1.2277	7.6166		62,437.3731	62,437.3731	0.6325	0.0207	62,459.3517

	ROG	NOx	CO	SO2	Fugitive PM10	Exhaust PM10	PM10 Total	Fugitive PM2.5	Exhaust PM2.5	PM2.5 Total	Bio- CO2	NBio-CO2	Total CO2	CH4	N2O	CO2e
Percent Reduction	0.00	0.00	0.00	0.00	0.00	0.00	0.00	0.00	0.00	0.00	0.00	0.00	0.00	0.00	0.00	0.00

3.0 Construction Detail**Construction Phase**

Phase Number	Phase Name	Phase Type	Start Date	End Date	Num Days Week	Num Days	Phase Description
1	Demolition	Demolition	12/27/2025	12/29/2025	5	1	

Acres of Grading (Site Preparation Phase): 0

Acres of Grading (Grading Phase): 0

Merrill Commerce Center (Phase C Operations - Trucks) - San Bernardino-South Coast County, Winter

Acres of Paving: 4.5**Residential Indoor: 0; Residential Outdoor: 0; Non-Residential Indoor: 0; Non-Residential Outdoor: 0; Striped Parking Area: 0 (Architectural Coating – sqft)****OffRoad Equipment**

Phase Name	Offroad Equipment Type	Amount	Usage Hours	Horse Power	Load Factor
Demolition	Concrete/Industrial Saws	0	8.00	81	0.73
Demolition	Excavators	0	8.00	158	0.38
Demolition	Rubber Tired Dozers	0	8.00	247	0.40

Trips and VMT

Phase Name	Offroad Equipment Count	Worker Trip Number	Vendor Trip Number	Hauling Trip Number	Worker Trip Length	Vendor Trip Length	Hauling Trip Length	Worker Vehicle Class	Vendor Vehicle Class	Hauling Vehicle Class
Demolition	0	0.00	0.00	0.00	14.70	6.90	20.00	LD_Mix	HDT_Mix	HHDT

3.1 Mitigation Measures Construction

Merrill Commerce Center (Phase C Operations - Trucks) - San Bernardino-South Coast County, Winter

3.2 Demolition - 2025**Unmitigated Construction On-Site**

	ROG	NOx	CO	SO2	Fugitive PM10	Exhaust PM10	PM10 Total	Fugitive PM2.5	Exhaust PM2.5	PM2.5 Total	Bio- CO2	NBio- CO2	Total CO2	CH4	N2O	CO2e
Category	lb/day										lb/day					
Off-Road	0.0000	0.0000	0.0000	0.0000		0.0000	0.0000		0.0000	0.0000		0.0000	0.0000	0.0000		0.0000
Total	0.0000	0.0000	0.0000	0.0000		0.0000	0.0000		0.0000	0.0000		0.0000	0.0000	0.0000		0.0000

Unmitigated Construction Off-Site

	ROG	NOx	CO	SO2	Fugitive PM10	Exhaust PM10	PM10 Total	Fugitive PM2.5	Exhaust PM2.5	PM2.5 Total	Bio- CO2	NBio- CO2	Total CO2	CH4	N2O	CO2e
Category	lb/day										lb/day					
Hauling	0.0000	0.0000	0.0000	0.0000	0.0000	0.0000	0.0000	0.0000	0.0000	0.0000		0.0000	0.0000	0.0000		0.0000
Vendor	0.0000	0.0000	0.0000	0.0000	0.0000	0.0000	0.0000	0.0000	0.0000	0.0000		0.0000	0.0000	0.0000		0.0000
Worker	0.0000	0.0000	0.0000	0.0000	0.0000	0.0000	0.0000	0.0000	0.0000	0.0000		0.0000	0.0000	0.0000		0.0000
Total	0.0000	0.0000	0.0000	0.0000	0.0000	0.0000	0.0000	0.0000	0.0000	0.0000		0.0000	0.0000	0.0000		0.0000

Merrill Commerce Center (Phase C Operations - Trucks) - San Bernardino-South Coast County, Winter

3.2 Demolition - 2025**Mitigated Construction On-Site**

	ROG	NOx	CO	SO2	Fugitive PM10	Exhaust PM10	PM10 Total	Fugitive PM2.5	Exhaust PM2.5	PM2.5 Total	Bio- CO2	NBio- CO2	Total CO2	CH4	N2O	CO2e
Category	lb/day										lb/day					
Off-Road	0.0000	0.0000	0.0000	0.0000		0.0000	0.0000		0.0000	0.0000	0.0000	0.0000	0.0000	0.0000		0.0000
Total	0.0000	0.0000	0.0000	0.0000		0.0000	0.0000		0.0000	0.0000	0.0000	0.0000	0.0000	0.0000		0.0000

Mitigated Construction Off-Site

	ROG	NOx	CO	SO2	Fugitive PM10	Exhaust PM10	PM10 Total	Fugitive PM2.5	Exhaust PM2.5	PM2.5 Total	Bio- CO2	NBio- CO2	Total CO2	CH4	N2O	CO2e
Category	lb/day										lb/day					
Hauling	0.0000	0.0000	0.0000	0.0000	0.0000	0.0000	0.0000	0.0000	0.0000	0.0000		0.0000	0.0000	0.0000		0.0000
Vendor	0.0000	0.0000	0.0000	0.0000	0.0000	0.0000	0.0000	0.0000	0.0000	0.0000		0.0000	0.0000	0.0000		0.0000
Worker	0.0000	0.0000	0.0000	0.0000	0.0000	0.0000	0.0000	0.0000	0.0000	0.0000		0.0000	0.0000	0.0000		0.0000
Total	0.0000	0.0000	0.0000	0.0000	0.0000	0.0000	0.0000	0.0000	0.0000	0.0000		0.0000	0.0000	0.0000		0.0000

4.0 Operational Detail - Mobile

Merrill Commerce Center (Phase C Operations - Trucks) - San Bernardino-South Coast County, Winter

4.1 Mitigation Measures Mobile

	ROG	NOx	CO	SO2	Fugitive PM10	Exhaust PM10	PM10 Total	Fugitive PM2.5	Exhaust PM2.5	PM2.5 Total	Bio- CO2	NBio- CO2	Total CO2	CH4	N2O	CO2e
Category	lb/day										lb/day					
Mitigated	1.9504	121.0611	21.7075	0.5673	22.7320	1.0598	23.7918	6.3889	1.0137	7.4026		59,772.92 34	59,772.92 34	0.1134		59,775.75 93
Unmitigated	1.9504	121.0611	21.7075	0.5673	22.7320	1.0598	23.7918	6.3889	1.0137	7.4026		59,772.92 34	59,772.92 34	0.1134		59,775.75 93

4.2 Trip Summary Information

Land Use	Average Daily Trip Rate			Unmitigated	Mitigated
	Weekday	Saturday	Sunday	Annual VMT	Annual VMT
Industrial Park	638.36	475.53	232.00	8,110,640	8,110,640
Other Asphalt Surfaces	0.00	0.00	0.00		
Total	638.36	475.53	232.00	8,110,640	8,110,640

4.3 Trip Type Information

Land Use	Miles			Trip %			Trip Purpose %		
	H-W or C-W	H-S or C-C	H-O or C-NW	H-W or C-W	H-S or C-C	H-O or C-NW	Primary	Diverted	Pass-by
Industrial Park	40.00	8.40	6.90	100.00	0.00	0.00	100	0	0
Other Asphalt Surfaces	16.60	8.40	6.90	0.00	0.00	0.00	0	0	0

4.4 Fleet Mix

Merrill Commerce Center (Phase C Operations - Trucks) - San Bernardino-South Coast County, Winter

Land Use	LDA	LDT1	LDT2	MDV	LHD1	LHD2	MHD	HHD	OBUS	UBUS	MCY	SBUS	MH
Industrial Park	0.000000	0.000000	0.000000	0.000000	0.169300	0.000000	0.210000	0.620700	0.000000	0.000000	0.000000	0.000000	0.000000
Other Asphalt Surfaces	0.563053	0.034533	0.183140	0.107369	0.012818	0.004557	0.018775	0.065829	0.001369	0.001425	0.005594	0.000793	0.000745

5.0 Energy Detail

Historical Energy Use: N

5.1 Mitigation Measures Energy

	ROG	NOx	CO	SO2	Fugitive PM10	Exhaust PM10	PM10 Total	Fugitive PM2.5	Exhaust PM2.5	PM2.5 Total	Bio- CO2	NBio- CO2	Total CO2	CH4	N2O	CO2e
Category	lb/day										lb/day					
NaturalGas Mitigated	0.1035	0.9405	0.7901	5.6400e-003		0.0715	0.0715		0.0715	0.0715		1,128.6479	1,128.6479	0.0216	0.0207	1,135.3549
NaturalGas Unmitigated	0.1035	0.9405	0.7901	5.6400e-003		0.0715	0.0715		0.0715	0.0715		1,128.6479	1,128.6479	0.0216	0.0207	1,135.3549

Merrill Commerce Center (Phase C Operations - Trucks) - San Bernardino-South Coast County, Winter

5.2 Energy by Land Use - NaturalGas**Unmitigated**

	NaturalGas Use	ROG	NOx	CO	SO2	Fugitive PM10	Exhaust PM10	PM10 Total	Fugitive PM2.5	Exhaust PM2.5	PM2.5 Total	Bio- CO2	NBio- CO2	Total CO2	CH4	N2O	CO2e
Land Use	kBTU/yr	lb/day										lb/day					
Industrial Park	9593.51	0.1035	0.9405	0.7901	5.6400e-003		0.0715	0.0715		0.0715	0.0715		1,128.6479	1,128.6479	0.0216	0.0207	1,135.3549
Other Asphalt Surfaces	0	0.0000	0.0000	0.0000	0.0000		0.0000	0.0000		0.0000	0.0000		0.0000	0.0000	0.0000	0.0000	0.0000
Total		0.1035	0.9405	0.7901	5.6400e-003		0.0715	0.0715		0.0715	0.0715		1,128.6479	1,128.6479	0.0216	0.0207	1,135.3549

Mitigated

	NaturalGas Use	ROG	NOx	CO	SO2	Fugitive PM10	Exhaust PM10	PM10 Total	Fugitive PM2.5	Exhaust PM2.5	PM2.5 Total	Bio- CO2	NBio- CO2	Total CO2	CH4	N2O	CO2e
Land Use	kBTU/yr	lb/day										lb/day					
Industrial Park	9.59351	0.1035	0.9405	0.7901	5.6400e-003		0.0715	0.0715		0.0715	0.0715		1,128.6479	1,128.6479	0.0216	0.0207	1,135.3549
Other Asphalt Surfaces	0	0.0000	0.0000	0.0000	0.0000		0.0000	0.0000		0.0000	0.0000		0.0000	0.0000	0.0000	0.0000	0.0000
Total		0.1035	0.9405	0.7901	5.6400e-003		0.0715	0.0715		0.0715	0.0715		1,128.6479	1,128.6479	0.0216	0.0207	1,135.3549

6.0 Area Detail**6.1 Mitigation Measures Area**

Merrill Commerce Center (Phase C Operations - Trucks) - San Bernardino-South Coast County, Winter

	ROG	NOx	CO	SO2	Fugitive PM10	Exhaust PM10	PM10 Total	Fugitive PM2.5	Exhaust PM2.5	PM2.5 Total	Bio- CO2	NBio- CO2	Total CO2	CH4	N2O	CO2e
Category	lb/day										lb/day					
Mitigated	32.2895	1.3300e-003	0.1472	1.0000e-005		5.2000e-004	5.2000e-004		5.2000e-004	5.2000e-004		0.3164	0.3164	8.2000e-004		0.3369
Unmitigated	32.2895	1.3300e-003	0.1472	1.0000e-005		5.2000e-004	5.2000e-004		5.2000e-004	5.2000e-004		0.3164	0.3164	8.2000e-004		0.3369

6.2 Area by SubCategory

Unmitigated

	ROG	NOx	CO	SO2	Fugitive PM10	Exhaust PM10	PM10 Total	Fugitive PM2.5	Exhaust PM2.5	PM2.5 Total	Bio- CO2	NBio- CO2	Total CO2	CH4	N2O	CO2e
SubCategory	lb/day										lb/day					
Architectural Coating	3.6747					0.0000	0.0000		0.0000	0.0000			0.0000			0.0000
Consumer Products	28.6012					0.0000	0.0000		0.0000	0.0000			0.0000			0.0000
Landscaping	0.0136	1.3300e-003	0.1472	1.0000e-005		5.2000e-004	5.2000e-004		5.2000e-004	5.2000e-004		0.3164	0.3164	8.2000e-004		0.3369
Total	32.2895	1.3300e-003	0.1472	1.0000e-005		5.2000e-004	5.2000e-004		5.2000e-004	5.2000e-004		0.3164	0.3164	8.2000e-004		0.3369

Merrill Commerce Center (Phase C Operations - Trucks) - San Bernardino-South Coast County, Winter

6.2 Area by SubCategory**Mitigated**

	ROG	NOx	CO	SO2	Fugitive PM10	Exhaust PM10	PM10 Total	Fugitive PM2.5	Exhaust PM2.5	PM2.5 Total	Bio- CO2	NBio- CO2	Total CO2	CH4	N2O	CO2e
SubCategory	lb/day										lb/day					
Architectural Coating	3.6747					0.0000	0.0000		0.0000	0.0000			0.0000			0.0000
Consumer Products	28.6012					0.0000	0.0000		0.0000	0.0000			0.0000			0.0000
Landscaping	0.0136	1.3300e-003	0.1472	1.0000e-005		5.2000e-004	5.2000e-004		5.2000e-004	5.2000e-004		0.3164	0.3164	8.2000e-004		0.3369
Total	32.2895	1.3300e-003	0.1472	1.0000e-005		5.2000e-004	5.2000e-004		5.2000e-004	5.2000e-004		0.3164	0.3164	8.2000e-004		0.3369

7.0 Water Detail**7.1 Mitigation Measures Water****8.0 Waste Detail****8.1 Mitigation Measures Waste****9.0 Operational Offroad**

Equipment Type	Number	Hours/Day	Days/Year	Horse Power	Load Factor	Fuel Type
Tractors/Loaders/Backhoes	5	4.00	365	200	0.37	CNG

Merrill Commerce Center (Phase C Operations - Trucks) - San Bernardino-South Coast County, Winter

UnMitigated/Mitigated

	ROG	NOx	CO	SO2	Fugitive PM10	Exhaust PM10	PM10 Total	Fugitive PM2.5	Exhaust PM2.5	PM2.5 Total	Bio- CO2	NBio- CO2	Total CO2	CH4	N2O	CO2e
Equipment Type	lb/day										lb/day					
Tractors/Loaders/Backhoes	0.5027	4.0283	3.7377	0.0159		0.1544	0.1544		0.1420	0.1420		1,535.4855	1,535.4855	0.4966		1,547.9007
Total	0.5027	4.0283	3.7377	0.0159		0.1544	0.1544		0.1420	0.1420		1,535.4855	1,535.4855	0.4966		1,547.9007

10.0 Stationary Equipment**Fire Pumps and Emergency Generators**

Equipment Type	Number	Hours/Day	Hours/Year	Horse Power	Load Factor	Fuel Type
----------------	--------	-----------	------------	-------------	-------------	-----------

Boilers

Equipment Type	Number	Heat Input/Day	Heat Input/Year	Boiler Rating	Fuel Type
----------------	--------	----------------	-----------------	---------------	-----------

User Defined Equipment

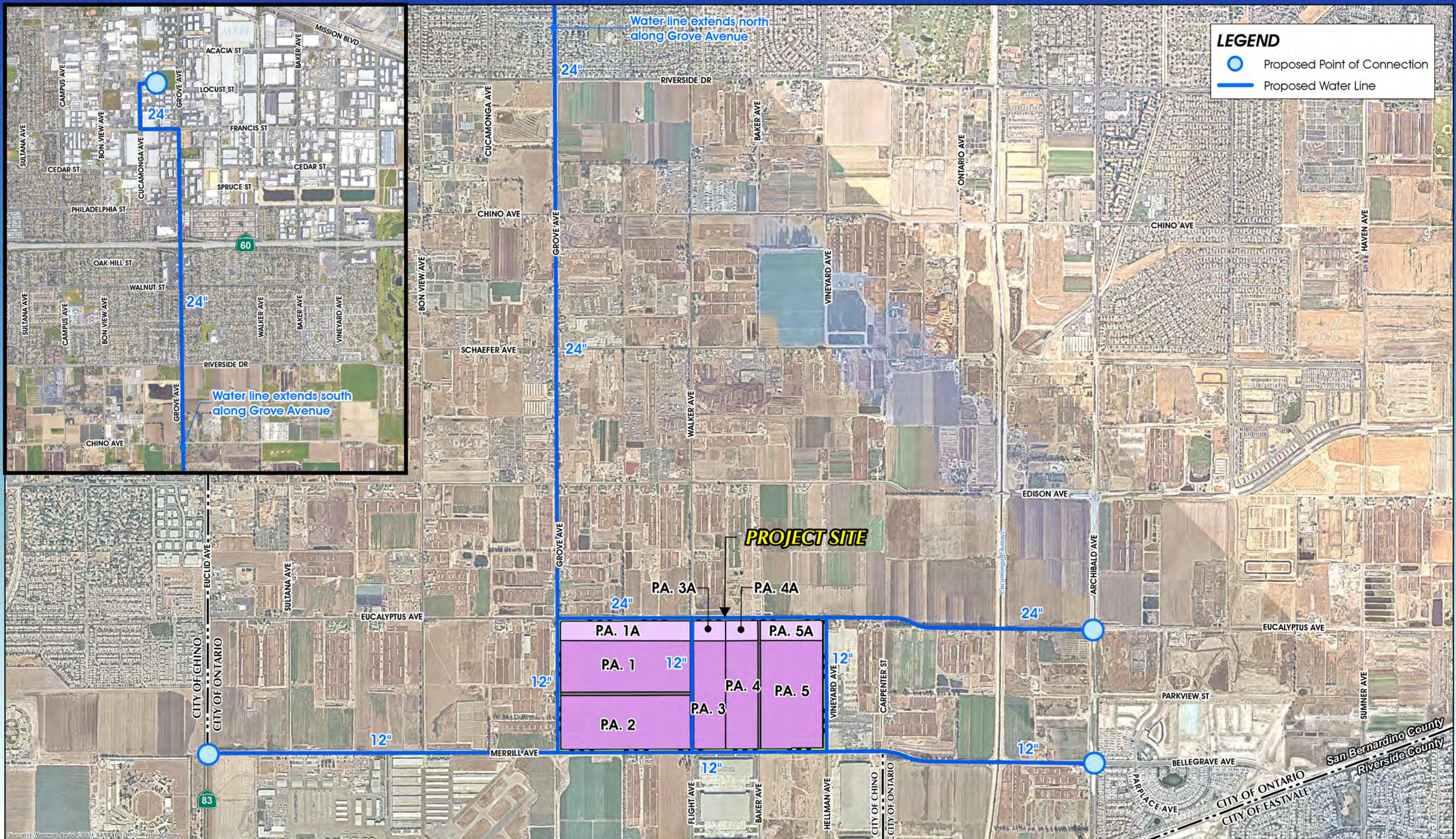
Equipment Type	Number
----------------	--------

11.0 Vegetation

This page intentionally left blank

APPENDIX 3.15:

INFRASTRUCTURE CONCEPT PLANS

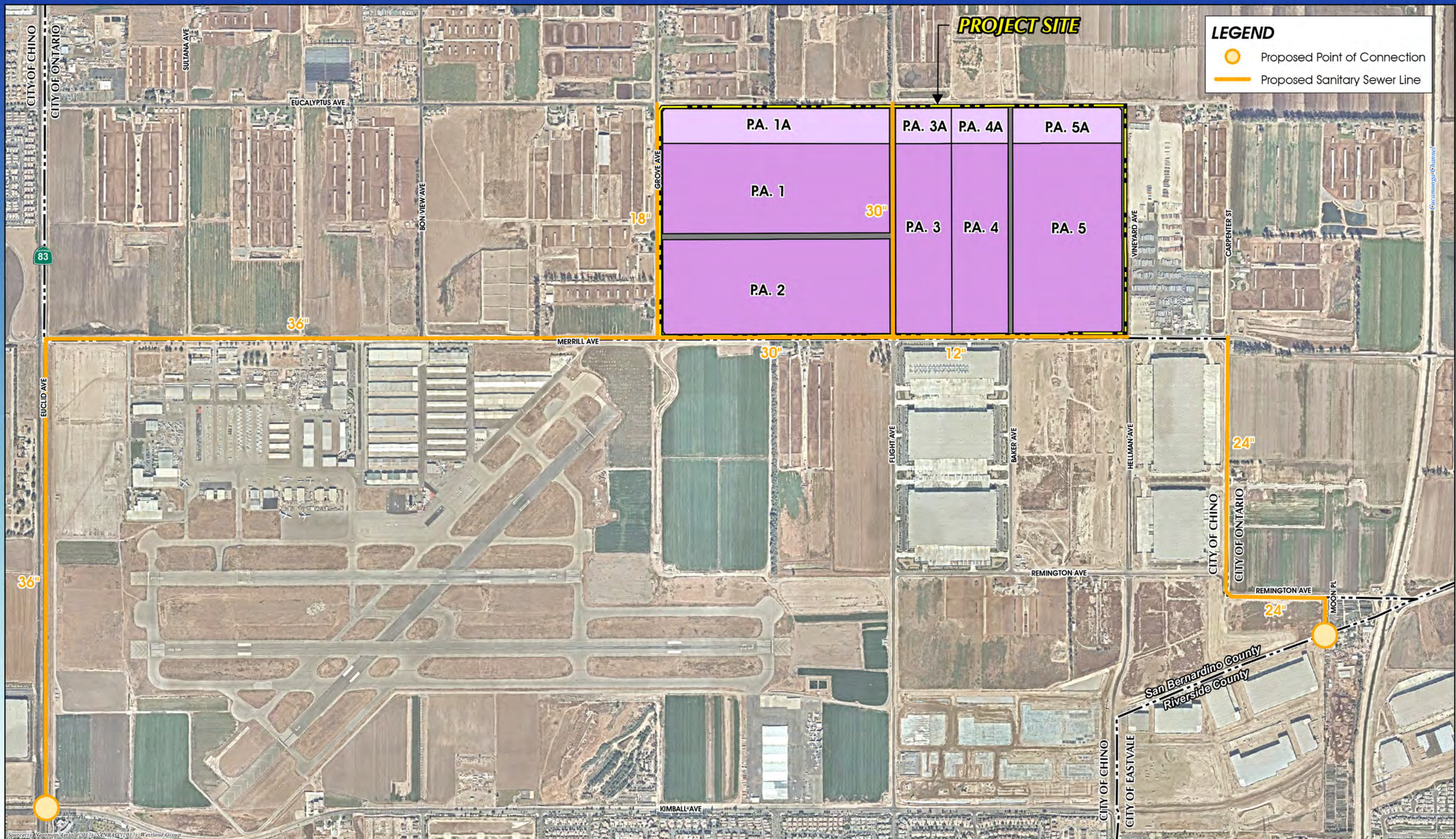


MERRILL COMMERCE CENTER SPECIFIC PLAN

Figure 1-8



PROPOSED CONCEPTUAL WATER PLAN

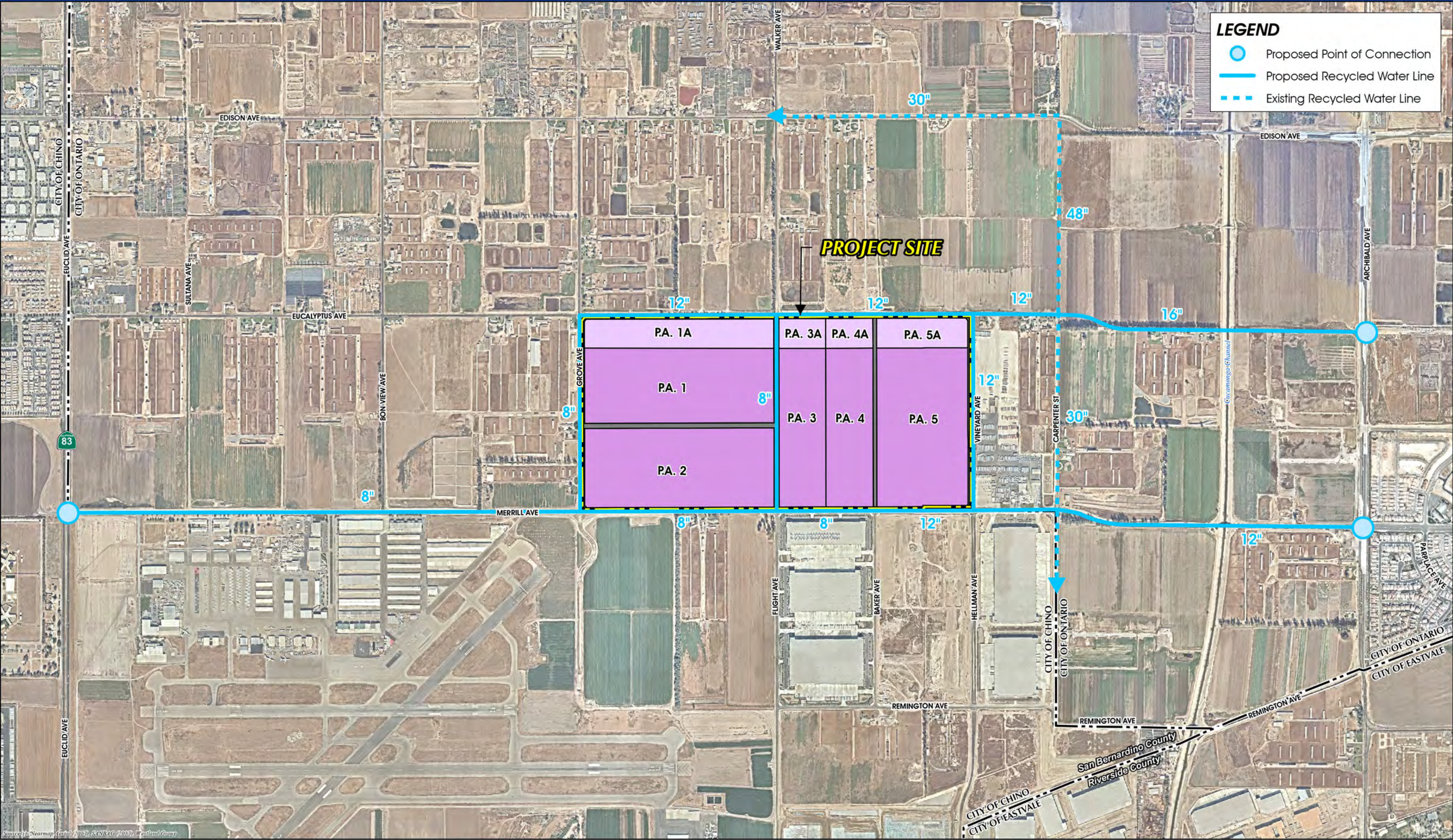


MERRILL COMMERCE CENTER SPECIFIC PLAN

Figure 1-9

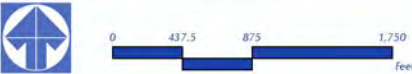


PROPOSED CONCEPTUAL SANITARY SEWER PLAN

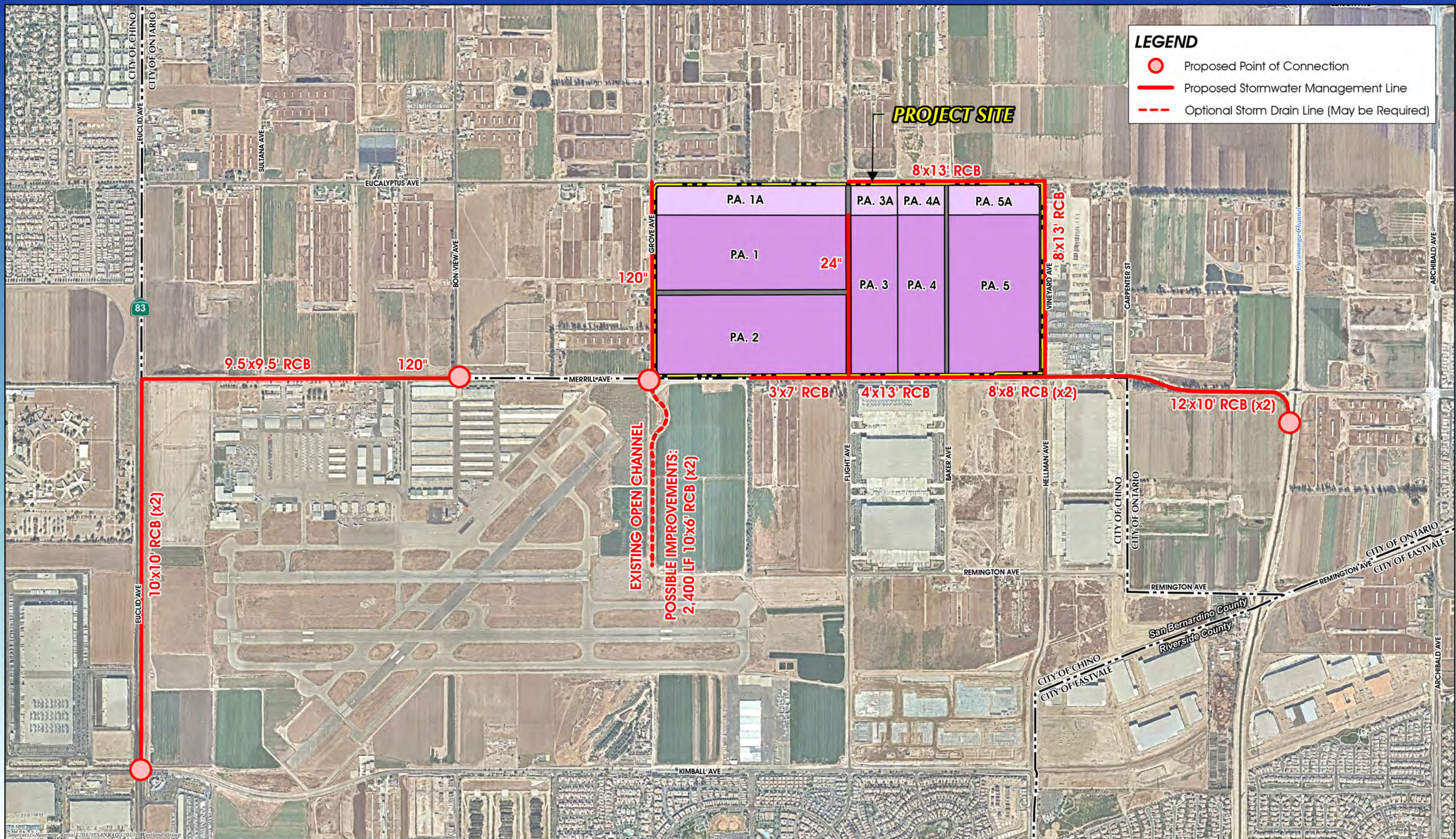


MERRILL COMMERCE CENTER SPECIFIC PLAN

Figure 1-10




PROPOSED CONCEPTUAL RECYCLED WATER PLAN

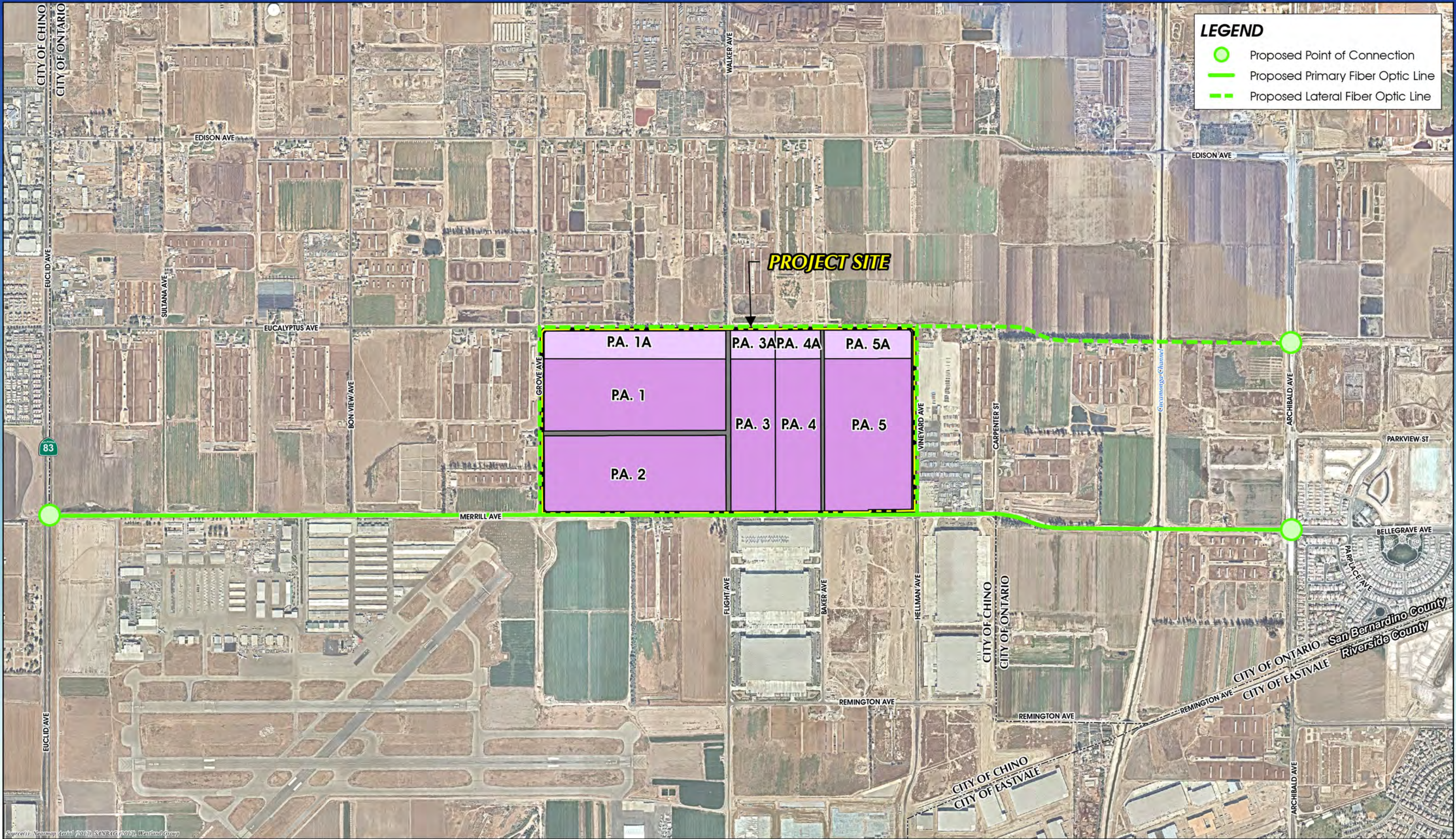


MERRILL COMMERCE CENTER SPECIFIC PLAN

Figure 1-11

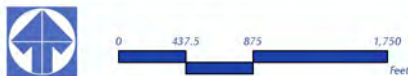


PROPOSED CONCEPTUAL STORMWATER MANAGEMENT PLAN



MERRILL COMMERCE CENTER SPECIFIC PLAN

Figure 1-12



PROPOSED CONCEPTUAL FIBER OPTICS PLAN

This page intentionally left blank

APPENDIX 3.16:

SCAQMD BRIEF

S219783

IN THE SUPREME COURT OF CALIFORNIA

SIERRA CLUB, REVIVE THE SAN JOAQUIN, and
LEAGUE OF WOMEN VOTERS OF FRESNO,

Plaintiffs and Appellants,

v.

COUNTY OF FRESNO,

Defendant and Respondent,

and,

FRIANT RANCH, L.P.,

Real Party in Interest and Respondent.

SUPREME COURT
FILED

APR 13 2015

Frank A. McGuire Clerk
Deputy

After a Published Decision by the Court of Appeal, filed May 27, 2014
Fifth Appellate District Case No. F066798

Appeal from the Superior Court of California, County of Fresno
Case No. 11CECG00726
Honorable Rosendo A. Pena, Jr.

**APPLICATION OF THE SOUTH COAST AIR QUALITY
MANAGEMENT DISTRICT FOR LEAVE TO FILE
BRIEF OF *AMICUS CURIAE* IN SUPPORT OF NEITHER PARTY
AND [PROPOSED] BRIEF OF *AMICUS CURIAE***

Kurt R. Wiese, General Counsel (SBN 127251)
*Barbara Baird, Chief Deputy Counsel (SBN 81507)
SOUTH COAST AIR QUALITY MANAGEMENT DISTRICT
21865 Copley Drive, Diamond Bar, CA 91765
Telephone: 909-396-2302; Facsimile: 909-396-2961
Email: bbaird@aqmd.gov
Counsel for [Proposed] Amicus Curiae,
SOUTH COAST AIR QUALITY MANAGEMENT DISTRICT

RECEIVED

APR - 8 2015

CLERK SUPREME COURT

TABLE OF CONTENTS

APPLICATION FOR LEAVE TO FILE <i>amicus curiae</i> brief.....	App-1
HOW THIS BRIEF WILL ASSIST THE COURT	App-1
STATEMENT OF INTEREST OF <i>AMICUS CURIAE</i>	App-3
CERTIFICATION REGARDING AUTHORSHIP & FUNDING	App-4
BRIEF OF AMICUS CURIAE.....	1
SUMMARY OF ARGUMENT	1
ARGUMENT	2
I. RELEVANT FACTUAL AND LEGAL FRAMEWORK.	2
A. Air Quality Regulatory Background	2
B. The SCAQMD's Role Under CEQA.....	6
II. THIS COURT SHOULD NOT SET A HARD-AND-FAST RULE CONCERNING THE EXTENT TO WHICH AN EIR MUST CORRELATE A PROJECT'S EMISSION OF POLLUTANTS WITH RESULTING HEALTH IMPACTS.....	8
III. THE QUESTION OF WHETHER AN EIR CONTAINS SUFFICIENT ANALYSIS TO MEET CEQA'S REQUIREMENTS IS A MIXED QUESTION OF FACT AND LAW GOVERNED BY TWO DIFFERENT STANDARDS OF REVIEW.....	16
A. Standard of Review for Feasibility Determination and Sufficiency as an Informative Document.....	16
B. Friant Ranch's Rationale for Rejecting the Independent Judgment Standard of Review is Unsupported by Case Law.....	23
IV. COURTS MUST SCRUPULOUSLY ENFORCE THE REQUIREMENTS THAT LEAD AGENCIES CONSULT WITH AND OBTAIN COMMENTS FROM AIR DISTRICTS.....	26
CONCLUSION	29

TABLE OF AUTHORITIES

State Cases

<i>Association of Irrigated Residents v. County of Madera</i> (2003) 107 Cal App.4th 1383	1, 9
<i>Bakersfield Citizens for Local Control v. City of Bakersfield</i> (2004) 124 Cal.App.4th 1184	9, 22
<i>Berkeley Keep Jets Over the Bay v. Board of Port Commissioners</i> (2007) 91 Cal.App.4th 1344.....	21, 28
<i>Center for Biological Diversity v. County of San Bernardino</i> (2010) 185 Cal.App.4th 866.	20
<i>Citizens of Goleta Valley v. Bd. of Supervisors</i> (1990) 52 Cal.3d 553	8-9
<i>County of Amador v. El Dorado County Water Agency</i> (1999) 76 Cal.App.4th 931	23
<i>Crocker National Bank v. City and County of San Francisco</i> (1989) 49 Cal.3d 881	18
<i>Ebbetts Pass Forest Watch v. California Dept. of Forestry & Fire Protection</i> (2008) 43 Cal.4th 936.....	21
<i>Fall River Wild Trout Foundation v. County of Shasta</i> , (1999) 70 Cal.App.4th 482	27, 28
<i>Gray v. County of Madera</i> (2008) 167 Cal.App.4th 1099	25
<i>Laurel Heights Improvement Assn. v. Regents of the Univ of Cal. ("Laurel Heights I")</i> (1988) 47 Cal.3d 376.....	1, 8, 19, 20, 21, 22
<i>Natural Res. Def. Council v SCAQMD</i> , Los Angeles Superior Court No. BS110792.....	12
<i>Neighbors for Smart Rail v. Exposition Metro Line</i> (2013) 57 Cal.4th 439	15, 20

State Cases (cont'd)

<i>Orange County Air Pollution Control District v. Public Util. Com.</i> (1971) 4 Cal.3d 945.....	27
<i>Save Our Peninsula Comm. v. Monterey County Bd. of Supervisors</i> (2001) 87 Cal.App.4th 99.....	19
<i>Schenck v. County of Sonoma</i> (2011) 198 Cal.App.4th 949	26, 27
<i>Sierra Club v. County of Fresno</i> (2014) 226 Cal.App.4th 704 (superseded by grant of review) 172 Cal.Rptr.3d 271	9, 23
<i>Sierra Club v. State Bd. Of Forestry</i> (1994) 7 Cal.4th 1215	28
<i>Uphold Our Heritage v. Town of Woodside</i> (2007) 147 Cal.App.4th 587	20
<i>Vineyard Area Citizens for Responsible Growth, Inc.</i> <i>v. City of Rancho Cordova</i> (2007) 40 Cal.4th 412	1, 17, 19, 24, 25, 26
<i>Western Oil & Gas Assn. v. Monterey Bay Unified APCD</i> (1989) 49 Cal.3d 408	5

California Statutes

Health & Saf. Code § 39666	5
Health & Saf. Code § 40000	3
Health & Saf. Code § 40001	3
Health & Saf. Code § 40410	3
Health & Saf. Code §§ 40460, et seq.....	4
Health & Saf. Code § 41508	5
Health & Saf. Code §§ 42300, et seq.....	5
Health & Saf. Code § 44320	5
Health & Saf. Code § 44322	5
Health & Saf. Code § 44360	5
Pub. Resources Code § 20180.3.....	27
Pub. Resources Code § 21061.....	19
Pub. Resources Code § 21061.1.....	16

California Statutes (cont'd)

Pub. Resources Code § 21080.....	6
Pub. Resources Code § 21080.5.....	6
Pub. Resources Code § 21083.1.....	26
Pub. Resources Code § 21100.....	27
Pub. Resources Code § 21104.....	6, 7 26
Pub. Resources Code §§ 21150-21154	7
Pub. Resources Code § 21151.8.....	25
Pub. Resources Code § 21153	6, 7, 26

California Regulations

Cal. Code Regs., tit. 14, §§ 15000, et seq. ("CEQA Guidelines")

CEQA Guidelines § 15050.....	6
CEQA Guidelines § 15051.....	1, 6
CEQA Guidelines § 15073.....	6
CEQA Guidelines § 15086.....	6
CEQA Guidelines § 15088.5.....	28
CEQA Guidelines § 15096.....	6
CEQA Guidelines § 15126.2.....	25
CEQA Guidelines § 15131.....	26
CEQA Guidelines § 15144.....	19, 24
CEQA Guidelines § 15151.....	9, 18, 19
CEQA Guidelines § 15204.....	1, 9, 21
CEQA Guidelines § 15251.....	6
CEQA Guidelines § 15366.....	7
CEQA Guidelines § 15381.....	6

Cal. Code Regs., tit. 17, § 60104	3
---	---

Federal Statutes

42 U.S.C. § 7401; CAA § 101	4
42 U.S.C. § 7408; CAA § 108	3
42 U.S.C. § 7409; CAA § 109	4
42 U.S.C. § 7410; CAA § 110	4, 5
42 U.S.C. § 7412; CAA § 112	5
42 U.S.C. § 7502; CAA § 172	5, 13
42 U.S.C. § 7503; CAA § 173	5, 13
42 U.S.C. § 7511a; CAA § 182.....	13
42 U.S.C. § 7521; CAA § 202	4
42 U.S.C. § 7543; CAA § 209	4
42 U.S.C. § 7547; CAA § 213	4

Rules

SCAQMD Rule 1303	7
SCAQMD Rule 1401	5, 8, 9

Other

Association of Environmental Professionals, 2015 CEQA Statute and Guidelines (2015) (Appendix G, “Environmental Checklist Form.”)	24
CARB, <i>Health Impacts Analysis: PM Premature Death Relationship</i>	14
CARB, <i>Health Impacts Analysis: PM Mortality Relationship</i>	16
CARB, Resolution 98-35, Aug. 27, 1998	8
SCAQMD, <i>Air Quality Analysis Handbook</i>	13
SCAQMD, <i>Final 2012 AQMP (Feb. 2013)</i>	3, 11
SCAQMD, <i>Final Subsequent Mitigated Negative Declaration for: Warren E&P, Inc. WTU Central Facility, New Equipment Project (certified July 19, 2011)</i>	14-15
SCAQMD Governing Board Agenda, February 4, 2011, Agenda Item 26, <i>Assessment for: Re-adoption of Proposed Rule 1315 – Federal New Source Review Tracking System</i> ,	12
SCAQMD Governing Board Agenda, April 3, 2015, Agenda Item 16, Attachment A	7
SCAQMD, Health Risk Assessment Summary form	10
SCAQMD, <i>Supplemental Guidelines for Preparing Risk Assessments for the Air Toxics “Hot Spots” Information and Assessment Act (AB2588)</i>	10
U.S. EPA, Ground Level Ozone	11
U.S. EPA, <i>Guideline on Ozone Monitoring Site Selection</i> (Aug. 1998) EPA-454/R-98-002 § 5.1.2	11
U.S. EPA, <i>Health Effects of Ozone in the General Population</i> , Figure 9,	11
U.S. EPA, National Ambient Air Quality Standards (NAAQS)	4
U.S. EPA, Particulate Matter (PM)	4

**TO THE HONORABLE CHIEF JUSTICE AND JUSTICES OF THE
SUPREME COURT:**

APPLICATION FOR LEAVE TO FILE *AMICUS CURIAE* BRIEF

Pursuant to Rule 8.520(f) of the California Rules of Court, the South Coast Air Quality Management District (SCAQMD) respectfully requests leave to file the attached *amicus curiae* brief. Because SCAQMD's position differs from that of either party, we request leave to submit this amicus brief in support of neither party.

HOW THIS BRIEF WILL ASSIST THE COURT

SCAQMD's proposed amicus brief takes a position on two of the issues in this case. In both instances, its position differs from that of either party. The issues are:

- 1) Does the California Environmental Quality Act (CEQA) require an environmental impact report (EIR) to correlate a project's air pollution emissions with specific levels of health impacts?
- 2) What is the proper standard of review for determining whether an EIR provides sufficient information on the health impacts caused by a project's emission of air pollutants?

This brief will assist the Court by discussing the practical realities of correlating identified air quality impacts with specific health outcomes. In short, CEQA requires agencies to provide detailed information about a project's air quality impacts that is sufficient for the public and decisionmakers to adequately evaluate the project and meaningfully understand its impacts. However, the level of analysis is governed by a rule of reason; CEQA only requires agencies to conduct analysis if it is reasonably feasible to do so.

With regard to health-related air quality impacts, an analysis that correlates a project's air pollution emissions with specific levels of health impacts will be feasible in some cases but not others. Whether it is feasible depends on a variety of factors, including the nature of the project and the nature of the analysis under consideration. The feasibility of analysis may also change over time as air districts and others develop new tools for measuring projects' air quality related health impacts. Because SCAQMD has among the most sophisticated air quality modeling and health impact evaluation capability of any of the air districts in the State, it is uniquely situated to express an opinion on the extent to which the Court should hold that CEQA requires lead agencies to correlate air quality impacts with specific health outcomes.

SCAQMD can also offer a unique perspective on the question of the appropriate standard of review. SCAQMD submits that the proper standard of review for determining whether an EIR is sufficient as an informational document is more nuanced than argued by either party. In our view, this is a mixed question of fact and law. It includes determining whether additional analysis is feasible, which is primarily a factual question that should be reviewed under the substantial evidence standard. However, it also involves determining whether the omission of a particular analysis renders an EIR insufficient to serve CEQA's purpose as a meaningful, informational document. If a lead agency has not determined that a requested analysis is infeasible, it is the court's role to determine whether the EIR nevertheless meets CEQA's purposes, and courts should not defer to the lead agency's conclusions regarding the legal sufficiency of an EIR's analysis. The ultimate question of whether an EIR's analysis is "sufficient" to serve CEQA's informational purposes is predominately a question of law that courts should review de novo.

This brief will explain the rationale for these arguments and may assist the Court in reaching a conclusion that accords proper respect to a lead agency's factual conclusions while maintaining judicial authority over the ultimate question of what level of analysis CEQA requires.

STATEMENT OF INTEREST OF *AMICUS CURIAE*

The SCAQMD is the regional agency primarily responsible for air pollution control in the South Coast Air Basin, which consists of all of Orange County and the non-desert portions of the Los Angeles, Riverside, and San Bernardino Counties. (Health & Saf. Code § 40410; Cal. Code Regs., tit. 17, § 60104.) The SCAQMD participates in the CEQA process in several ways. Sometimes it acts as a lead agency that prepares CEQA documents for projects. Other times it acts as a responsible agency when it has permit authority over some part of a project that is undergoing CEQA review by a different lead agency. Finally, SCAQMD also acts as a commenting agency for CEQA documents that it receives because it is a public agency with jurisdiction by law over natural resources affected by the project.

In all of these capacities, SCAQMD will be affected by the decision in this case. SCAQMD sometimes submits comments requesting that a lead agency perform an additional type of air quality or health impacts analysis. On the other hand, SCAQMD sometimes determines that a particular type of health impact analysis is not feasible or would not produce reliable and informative results. Thus, SCAQMD will be affected by the Court's resolution of the extent to which CEQA requires EIRs to correlate emissions and health impacts, and its resolution of the proper standard of review.


CERTIFICATION REGARDING AUTHORSHIP AND FUNDING

No party or counsel in the pending case authored the proposed amicus curiae brief in whole or in part, or made any monetary contribution intended to fund the preparation or submission of the brief. No person or entity other than the proposed *Amicus Curiae* made any monetary contribution intended to fund the preparation or submission of the brief.

Respectfully submitted,

DATED: April 3, 2015

SOUTH COAST AIR QUALITY
MANAGEMENT DISTRICT
KURT R. WIESE, GENERAL COUNSEL
BARBARA BAIRD, CHIEF DEPUTY COUNSEL

By: 
Barbara Baird

Attorneys for [proposed] Amicus Curiae
SOUTH COAST AIR QUALITY
MANAGEMENT DISTRICT

BRIEF OF AMICUS CURIAE

SUMMARY OF ARGUMENT

The South Coast Air Quality Management District (SCAQMD) submits that this Court should not try to establish a hard-and-fast rule concerning whether lead agencies are required to correlate emissions of air pollutants with specific health consequences in their environmental impact reports (EIR). The level of detail required in EIRs is governed by a few, core CEQA (California Environmental Quality Act) principles. As this Court has stated, “[a]n EIR must include detail sufficient to enable those who did not participate in its preparation to understand and to consider meaningfully the issues raised by the proposed project.” (*Laurel Heights Improvement Assn. v. Regents of the Univ of Cal.* (1988) 47 Cal.3d 376, 405 [*“Laurel Heights I”*]) Accordingly, “an agency must use its best efforts to find out and disclose all that it reasonably can.” (*Vineyard Area Citizens for Responsible Growth, Inc. v. City of Rancho Cordova* (2007) 40 Cal.4th 412, 428 (quoting CEQA Guidelines § 15144)¹). However, “[a]nalysis of environmental effects need not be exhaustive, but will be judged in light of what is reasonably feasible.” (*Association of Irrigated Residents v. County of Madera* (2003) 107 Cal.App.4th 1383, 1390; CEQA Guidelines §§ 15151, 15204(a).)

With regard to analysis of air quality related health impacts, EIRs must generally quantify a project’s pollutant emissions, but in some cases it is not feasible to correlate these emissions to specific, quantifiable health impacts (e.g., premature mortality; hospital admissions). In such cases, a general description of the adverse health impacts resulting from the pollutants at issue may be sufficient. In other cases, due to the magnitude

¹ The CEQA Guidelines are found at Cal. Code Regs., tit. 14 §§ 15000, *et seq.*

or nature of the pollution emissions, as well as the specificity of the project involved, it may be feasible to quantify health impacts. Or there may be a less exacting, but still meaningful analysis of health impacts that can feasibly be performed. In these instances, agencies should disclose those impacts.

SCAQMD also submits that whether or not an EIR complies with CEQA's informational mandates by providing sufficient, feasible analysis is a mixed question of fact and law. Pertinent here, the question of whether an EIR's discussion of health impacts from air pollution is sufficient to allow the public to understand and consider meaningfully the issues involves two inquiries: (1) Is it feasible to provide the information or analysis that a commenter is requesting or a petitioner is arguing should be required?; and (2) Even if it is feasible, is the agency relying on other policy or legal considerations to justify not preparing the requested analysis? The first question of whether an analysis is feasible is primarily a question of fact that should be judged by the substantial evidence standard. The second inquiry involves evaluating CEQA's information disclosure purposes against the asserted reasons to not perform the requested analysis. For example, an agency might believe that its EIR meets CEQA's informational disclosure standards even without a particular analysis, and therefore choose not to conduct that analysis. SCAQMD submits that this is more of a legal question, which should be reviewed de novo as a question of law.

ARGUMENT

I. RELEVANT FACTUAL AND LEGAL FRAMEWORK.

A. Air Quality Regulatory Background

The South Coast Air Quality Management District (SCAQMD) is one of the local and regional air pollution control districts and air quality

management districts in California. The SCAQMD is the regional air pollution agency for the South Coast Air Basin, which consists of all of Orange County and the non-desert portions of Los Angeles, Riverside, and San Bernardino Counties. (Health & Saf. Code § 40410, 17 Cal. Code Reg. § 60104.) The SCAQMD also includes the Coachella Valley in Riverside County (Palm Springs area to the Salton Sea). (SCAQMD, *Final 2012 AQMP* (Feb. 2013), <http://www.aqmd.gov/home/library/clean-air-plans/air-quality-mgt-plan/final-2012-air-quality-management-plan>; then follow “chapter 7” hyperlink; pp 7-1, 7-3 (last visited Apr. 1, 2015).) The SCAQMD's jurisdiction includes over 16 million residents and has the worst or nearly the worst air pollution levels in the country for ozone and fine particulate matter. (SCAQMD, *Final 2012 AQMP* (Feb. 2013), <http://www.aqmd.gov/home/library/clean-air-plans/air-quality-mgt-plan/final-2012-air-quality-management-plan>; then follow “Executive Summary” hyperlink p. ES-1 (last visited Apr. 1, 2015).)

Under California law, the local and regional districts are primarily responsible for controlling air pollution from all sources except motor vehicles. (Health & Saf. Code § 40000.) The California Air Resources Board (CARB), part of the California Environmental Protection Agency, is primarily responsible for controlling pollution from motor vehicles. (*Id.*) The air districts must adopt rules to achieve and maintain the state and federal ambient air quality standards within their jurisdictions. (Health & Saf. Code § 40001.)

The federal Clean Air Act (CAA) requires the United States Environmental Protection Agency (EPA) to identify pollutants that are widely distributed and pose a threat to human health, developing a so-called “criteria” document. (42 U.S.C. § 7408; CAA § 108.) These pollutants are frequently called “criteria pollutants.” EPA must then establish “national ambient air quality standards” at levels “requisite to protect public health”,

allowing “an adequate margin of safety.” (42 U.S.C. § 7409; CAA § 109.) EPA has set standards for six identified pollutants: ozone, nitrogen dioxide, sulfur dioxide, carbon monoxide, particulate matter (PM), and lead. (U.S. EPA, National Ambient Air Quality Standards (NAAQS), <http://www.epa.gov/air/criteria.html> (last updated Oct. 21, 2014).)²

Under the Clean Air Act, EPA sets emission standards for motor vehicles and “nonroad engines” (mobile farm and construction equipment, marine vessels, locomotives, aircraft, etc.). (42 U.S.C. §§ 7521, 7547; CAA §§ 202, 213.) California is the only state allowed to establish emission standards for motor vehicles and most nonroad sources; however, it may only do so with EPA's approval. (42 U.S.C. §§ 7543(b), 7543(e); CAA §§ 209(b), 209(c).) Sources such as manufacturing facilities, power plants and refineries that are not mobile are often referred to as “stationary sources.” The Clean Air Act charges state and local agencies with the primary responsibility to attain the national ambient air quality standards. (42 U.S.C. § 7401(a)(3); CAA § 101(a)(3).) Each state must adopt and implement a plan including enforceable measures to achieve and maintain the national ambient air quality standards. (42 U.S.C. § 7410; CAA § 110.) The SCAQMD and CARB jointly prepare portion of the plan for the South Coast Air Basin and submit it for approval by EPA. (Health & Saf. Code §§ 40460, et seq.)

The Clean Air Act also requires state and local agencies to adopt a permit program requiring, among other things, that new or modified “major” stationary sources use technology to achieve the “lowest achievable emission rate,” and to control minor stationary sources as

² Particulate matter (PM) is further divided into two categories: fine particulate or PM_{2.5} (particles with a diameter of less than or equal to 2.5 microns) and coarse particulate (PM₁₀) (particles with a diameter of 10 microns or less). (U.S. EPA, Particulate Matter (PM), <http://www.epa.gov/airquality/particulatepollution/> (last visited Apr. 1, 2015).)

needed to help attain the standards. (42 U.S.C. §§ 7502(c)(5), 7503(a)(2), 7410(a)(2)(C); CAA §§ 172(c)(5), 173(a)(2), 110(a)(2)(C).) The air districts implement these permit programs in California. (Health & Saf. Code §§ 42300, et seq.)

The Clean Air Act also sets out a regulatory structure for over 100 so-called “hazardous air pollutants” calling for EPA to establish “maximum achievable control technology” (MACT) for sources of these pollutants. (42 U.S.C. § 7412(d)(2); CAA § 112(d)(2).) California refers to these pollutants as “toxic air contaminants” (TACs) which are subject to two state-required programs. The first program requires “air toxics control measures” for specific categories of sources. (Health & Saf. Code § 39666.) The other program requires larger stationary sources and sources identified by air districts to prepare “health risk assessments” for impacts of toxic air contaminants. (Health & Saf. Code §§ 44320(b), 44322, 44360.) If the health risk exceeds levels identified by the district as “significant,” the facility must implement a “risk reduction plan” to bring its risk levels below “significant” levels. Air districts may adopt additional more stringent requirements than those required by state law, including requirements for toxic air contaminants. (Health & Saf. Code § 41508; *Western Oil & Gas Assn. v. Monterey Bay Unified APCD* (1989) 49 Cal.3d 408, 414.) For example, SCAQMD has adopted a rule requiring new or modified sources to keep their risks below specified levels and use best available control technology (BACT) for toxics. (SCAQMD, *Rule 1401-New Source Review of Toxic Air Contaminants*, <http://www.aqmd.gov/home/regulations/rules/scaqmd-rule-book/regulation-xiv>; then follow “Rule 1401” hyperlink (last visited Apr. 1, 2015).)

B. The SCAQMD's Role Under CEQA

The California Environmental Quality Act (CEQA) requires public agencies to perform an environmental review and appropriate analysis for projects that they implement or approve. (Pub. Resources Code § 21080(a).) The agency with primary approval authority for a particular project is generally the “lead agency” that prepares the appropriate CEQA document. (CEQA Guidelines §§ 15050, 15051.) Other agencies having a subsequent approval authority over all or part of a project are called “responsible” agencies that must determine whether the CEQA document is adequate for their use. (CEQA Guidelines §§ 15096(c), 15381.) Lead agencies must also consult with and circulate their environmental impact reports to “trustee agencies” and agencies “with jurisdiction by law” including “authority over resources which may be affected by the project.” (Pub. Resources Code §§ 21104(a), 21153; CEQA Guidelines §§ 15086(a)(3), 15073(c).) The SCAQMD has a role in all these aspects of CEQA.

Fulfilling its responsibilities to implement its air quality plan and adopt rules to attain the national ambient air quality standards, SCAQMD adopts a dozen or more rules each year to require pollution reductions from a wide variety of sources. The SCAQMD staff evaluates each rule for any adverse environmental impact and prepares the appropriate CEQA document. Although most rules reduce air emissions, they may have secondary environmental impacts such as use of water or energy or disposal of waste—e.g., spent catalyst from control equipment.³

³ The SCAQMD's CEQA program for its rules is a “Certified Regulatory Program” under which it prepares a “functionally equivalent” document in lieu of a negative declaration or EIR. (Pub. Resources Code § 21080.5, CEQA Guidelines § 15251(l).)

The SCAQMD also approves a large number of permits every year to construct new, modified, or replacement facilities that emit regulated air pollutants. The majority of these air pollutant sources have already been included in an earlier CEQA evaluation for a larger project, are currently being evaluated by a local government as lead agency, or qualify for an exemption. However, the SCAQMD sometimes acts as lead agency for major projects where the local government does not have a discretionary approval. In such cases, SCAQMD prepares and certifies a negative declaration or environmental impact report (EIR) as appropriate.⁴ SCAQMD evaluates perhaps a dozen such permit projects under CEQA each year. SCAQMD is often also a “responsible agency” for many projects since it must issue a permit for part of the projects (e.g., a boiler used to provide heat in a commercial building). For permit projects evaluated by another lead agency under CEQA, SCAQMD has the right to determine that the CEQA document is inadequate for its purposes as a responsible agency, but it may not do so because its permit program already requires all permitted sources to use the best available air pollution control technology. (SCAQMD, *Rule 1303(a)(1) – Requirements*, <http://www.aqmd.gov/home/regulations/rules/scaqmd-rule-book/regulation-xiii>; then follow “Rule 1303” hyperlink (last visited Apr. 1, 2015).)

Finally, SCAQMD receives as many as 60 or more CEQA documents each month (around 500 per year) in its role as commenting agency or an agency with “jurisdiction by law” over air quality—a natural resource affected by the project. (Pub. Resources Code §§ 21104(a), 21153; CEQA Guidelines § 15366(a)(3).) The SCAQMD staff provides comments on as many as 25 or 30 such documents each month.

⁴ The SCAQMD's permit projects are not included in its Certified Regulatory Program, and are evaluated under the traditional local government CEQA analysis. (Pub. Resources Code §§ 21150-21154.)

(SCAQMD Governing Board Agenda, Apr. 3, 2015, Agenda Item 16, Attachment A, <http://www.aqmd.gov/home/library/meeting-agendas-minutes/agenda?title=governing-board-meeting-agenda-april-3-2015>; then follow “16. Lead Agency Projects and Environmental Documents Received by SCAQMD” hyperlink (last visited Apr. 1, 2015).) Of course, SCAQMD focuses its commenting efforts on the more significant projects.

Typically, SCAQMD comments on the adequacy of air quality analysis, appropriateness of assumptions and methodology, and completeness of the recommended air quality mitigation measures. Staff may comment on the need to prepare a health risk assessment detailing the projected cancer and noncancer risks from toxic air contaminants resulting from the project, particularly the impacts of diesel particulate matter, which CARB has identified as a toxic air contaminant based on its carcinogenic effects. (California Air Resources Board, Resolution 98-35, Aug. 27, 1998, <http://www.arb.ca.gov/regact/diesltac/diesltac.htm>; then follow Resolution 98-35 hyperlink (last visited Apr. 1, 2015).) Because SCAQMD already requires new or modified stationary sources of toxic air contaminants to use the best available control technology for toxics and to keep their risks below specified levels, (SCAQMD Rule 1401, *supra*, note 15), the greatest opportunity to further mitigate toxic impacts through the CEQA process is by reducing emissions—particularly diesel emissions—from vehicles.

II. THIS COURT SHOULD NOT SET A HARD-AND-FAST RULE CONCERNING THE EXTENT TO WHICH AN EIR MUST CORRELATE A PROJECT’S EMISSION OF POLLUTANTS WITH RESULTING HEALTH IMPACTS.

Numerous cases hold that courts do not review the correctness of an EIR’s conclusions but rather its sufficiency as an informative document. (*Laurel Heights 1*, *supra*, 47 Cal.3d at p. 392; *Citizens of Goleta Valley v.*

Bd. of Supervisors (1990) 52 Cal.3d 553, 569; *Bakersfield Citizens for Local Control v. City of Bakersfield* (2004) 124 Cal.App.4th 1184, 1197.)

As stated by the Court of Appeal in this case, where an EIR has addressed a topic, but the petitioner claims that the information provided about that topic is insufficient, courts must “draw[] a line that divides *sufficient* discussions from those that are *insufficient*.” (*Sierra Club v. County of Fresno* (2014) 226 Cal.App.4th 704 (superseded by grant of review) 172 Cal.Rptr.3d 271, 290.) The Court of Appeal readily admitted that “[t]he terms themselves – sufficient and insufficient – provide little, if any, guidance as to where the line should be drawn. They are simply labels applied once the court has completed its analysis.” (*Id.*)

The CEQA Guidelines, however, provide guidance regarding what constitutes a sufficient discussion of impacts. Section 15151 states that “the sufficiency of an EIR is to be reviewed in light of what is reasonably feasible.” Case law reflects this: “Analysis of environmental effects need not be exhaustive, but will be judged in light of what was reasonably feasible.” (*Association of Irrigated Residents v. County of Madera, supra*, 107 Cal.App.4th at p. 1390; see also CEQA Guidelines § 15204(a).)

Applying this test, this Court cannot realistically establish a hard-and-fast rule that an analysis correlating air pollution impacts of a project to quantified resulting health impacts is always required, or indeed that it is never required. Simply put, in some cases such an analysis will be “feasible”; in some cases it will not.

For example, air pollution control districts often require a proposed new source of toxic air contaminants to prepare a “health risk assessment” before issuing a permit to construct. District rules often limit the allowable cancer risk the new source may cause to the “maximally exposed individual” (worker and residence exposures). (See, e.g., SCAQMD Rule 1401(c)(8); 1401(d)(1), *supra* note 15.) In order to perform this analysis, it

is necessary to have data regarding the sources and types of air toxic contaminants, location of emission points, velocity of emissions, the meteorology and topography of the area, and the location of receptors (worker and residence). (SCAQMD, *Supplemental Guidelines for Preparing Risk Assessments for the Air Toxics "Hot Spots" Information and Assessment Act (AB2588)*, pp. 11-16; (last visited Apr. 1, 2015) [http://www.aqmd.gov/home/library/documents-support-material](http://www.aqmd.gov/home/library/documents-support-material;); "Guidelines" hyperlink; AB2588; then follow AB2588 Risk Assessment Guidelines hyperlink.)

Thus, it is feasible to determine the health risk posed by a new gas station locating at an intersection in a mixed use area, where receptor locations are known. On the other hand, it may not be feasible to perform a health risk assessment for airborne toxics that will be emitted by a generic industrial building that was built on "speculation" (i.e., without knowing the future tenant(s)). Even where a health risk assessment can be prepared, however, the resulting maximum health risk value is only a calculation of risk—it does not necessarily mean anyone will contract cancer as a result of the project.

In order to find the "cancer burden" or expected additional cases of cancer resulting from the project, it is also necessary to know the numbers and location of individuals living within the "zone of impact" of the project: i.e., those living in areas where the projected cancer risk from the project exceeds one in a million. (SCAQMD, Health Risk Assessment Summary form, <http://www.aqmd.gov/home/forms>; filter by "AB2588" category; then "Health Risk Assessment" hyperlink (last visited Apr. 1, 2015).) The affected population is divided into bands of those exposed to at least 1 in a million risk, those exposed to at least 10 in a million risk, etc. up to those exposed at the highest levels. (*Id.*) This data allows agencies to calculate an approximate number of additional cancer cases expected from

the project. However, it is not possible to predict which particular individuals will be affected.

For the so-called criteria pollutants⁵, such as ozone, it may be more difficult to quantify health impacts. Ozone is formed in the atmosphere from the chemical reaction of the nitrogen oxides (NO_x) and volatile organic compounds (VOC) in the presence of sunlight. (U.S. EPA, Ground Level Ozone, <http://www.epa.gov/airquality/ozonepollution/> (last updated Mar. 25, 2015).) It takes time and the influence of meteorological conditions for these reactions to occur, so ozone may be formed at a distance downwind from the sources. (U.S. EPA, *Guideline on Ozone Monitoring Site Selection* (Aug. 1998) EPA-454/R-98-002 § 5.1.2, <http://www.epa.gov/ttnamti1/archive/cpreldoc.html> (last visited Apr. 1, 2015).) NO_x and VOC are known as “precursors” of ozone.

Scientifically, health effects from ozone are correlated with increases in the ambient level of ozone in the air a person breathes. (U.S. EPA, *Health Effects of Ozone in the General Population*, Figure 9, <http://www.epa.gov/apti/ozonehealth/population.html#levels> (last visited Apr. 1, 2015).) However, it takes a large amount of additional precursor emissions to cause a modeled increase in ambient ozone levels over an entire region. For example, the SCAQMD's 2012 AQMP showed that reducing NO_x by 432 tons per day (157,680 tons/year) and reducing VOC by 187 tons per day (68,255 tons/year) would reduce ozone levels at the SCAQMD's monitor site with the highest levels by only 9 parts per billion. (South Coast Air Quality Management District, *Final 2012 AQMP* (February 2013), <http://www.aqmd.gov/home/library/clean-air-plans/air-quality-mgt-plan/final-2012-air-quality-management-plan>; then follow “Appendix V: Modeling & Attainment Demonstrations” hyperlink,

⁵ See discussion of types of pollutants, *supra*, Part I.A.

pp. v-4-2, v-7-4, v-7-24.) SCAQMD staff does not currently know of a way to accurately quantify ozone-related health impacts caused by NO_x or VOC emissions from relatively small projects.

On the other hand, this type of analysis may be feasible for projects on a regional scale with very high emissions of NO_x and VOCs, where impacts are regional. For example, in 2011 the SCAQMD performed a health impact analysis in its CEQA document for proposed Rule 1315, which authorized various newly-permitted sources to use offsets from the districts “internal bank” of emission reductions. This CEQA analysis accounted for essentially *all* the increases in emissions due to new or modified sources in the District between 2010 and 2030.⁶ The SCAQMD was able to correlate this very large emissions increase (e.g., 6,620 pounds per day NO_x (1,208 tons per year), 89,180 pounds per day VOC (16,275 tons per year)) to expected health outcomes from ozone and particulate matter (e.g., 20 premature deaths per year and 89,947 school absences in the year 2030 due to ozone).⁷ (SCAQMD Governing Board Agenda, February 4, 2011, Agenda Item 26, *Assessment for: Re-adoption of Proposed Rule 1315 – Federal New Source Review Tracking System* (see hyperlink in fn 6) at p. 4.1-35, Table 4.1-29.)

⁶ (SCAQMD Governing Board Agenda, February 4, 2011, Agenda Item 26, Attachment G, *Assessment for: Re-adoption of Proposed Rule 1315 – Federal New Source Review Tracking System, Vol. 1, p.4.0-6*, <http://www.aqmd.gov/home/library/meeting-agendas-minutes/agenda?title=governing-board-meeting-agenda-february-4-2011>; the follow “26. Adopt Proposed Rule 1315 – Federal New Source Review Tracking System” (last visited April 1, 2015).)

⁷ The SCAQMD was able to establish the location of future NO_x and VOC emissions by assuming that new projects would be built in the same locations and proportions as existing stationary sources. This CEQA document was upheld by the Los Angeles County Superior Court in *Natural Res. Def. Council v SCAQMD*, Los Angeles Superior Court No. BS110792).

However, a project emitting only 10 tons per year of NO_x or VOC is small enough that its regional impact on ambient ozone levels may not be detected in the regional air quality models that are currently used to determine ozone levels. Thus, in this case it would not be feasible to directly correlate project emissions of VOC or NO_x with specific health impacts from ozone. This is in part because ozone formation is not linearly related to emissions. Ozone impacts vary depending on the location of the emissions, the location of other precursor emissions, meteorology and seasonal impacts, and because ozone is formed some time later and downwind from the actual emission. (EPA Guideline on Ozone Monitoring Site Selection (Aug. 1998) EPA-454/R-98-002, § 5.1.2; <https://www.epa.gov/ttnamti1/archive/cpreldoc.html>; then search “Guideline on Ozone Monitoring Site Selection” click on pdf) (last viewed Apr. 1, 2015).)

SCAQMD has set its CEQA “significance” threshold for NO_x and VOC at 10 tons per year (expressed as 55 lb/day). (SCAQMD, *Air Quality Analysis Handbook*, <http://www.aqmd.gov/home/regulations/ceqa/air-quality-analysis-handbook>; then follow “SCAQMD Air Quality Significance Thresholds” hyperlink (last visited Apr. 1, 2015).) This is because the federal Clean Air Act defines a “major” stationary source for “extreme” ozone nonattainment areas such as SCAQMD as one emitting 10 tons/year. (42 U.S.C. §§ 7511a(e), 7511a(f); CAA §§ 182(e), 182(f).) Under the Clean Air Act, such sources are subject to enhanced control requirements (42 U.S.C. §§ 7502(c)(5), 7503; CAA §§ 172(c)(5), 173), so SCAQMD decided this was an appropriate threshold for making a CEQA “significance” finding and requiring feasible mitigation. Essentially, SCAQMD takes the position that a source that emits 10 tons/year of NO_x or VOC would contribute cumulatively to ozone formation. Therefore, lead agencies that use SCAQMD’s thresholds of significance may determine

that many projects have “significant” air quality impacts and must apply all feasible mitigation measures, yet will not be able to precisely correlate the project to quantifiable health impacts, unless the emissions are sufficiently high to use a regional modeling program.

In the case of particulate matter (PM_{2.5})⁸, another “criteria” pollutant, SCAQMD staff is aware of two possible methods of analysis. SCAQMD used regional modeling to predict expected health impacts from its proposed Rule 1315, as mentioned above. Also, the California Air Resources Board (CARB) has developed a methodology that can predict expected mortality (premature deaths) from large amounts of PM_{2.5}. (California Air Resources Board, *Health Impacts Analysis: PM Premature Death Relationship*, http://www.arb.ca.gov/research/health/pm-mort/pm-mort_arch.htm (last reviewed Jan. 19, 2012).) SCAQMD used the CARB methodology to predict impacts from three very large power plants (e.g., 731-1837 lbs/day). (Final Environmental Assessment for Rule 1315, *supra*, pp 4.0-12, 4.1-13, 4.1-37 (e.g., 125 premature deaths in the entire SCAQMD in 2030), 4.1-39 (0.05 to 1.77 annual premature deaths from power plants.) Again, this project involved large amounts of additional PM_{2.5} in the District, up to 2.82 tons/day (5,650 lbs/day of PM_{2.5}, or, or 1029 tons/year. (*Id.* at table 4.1-4, p. 4.1-10.)

However, the primary author of the CARB methodology has reported that this PM_{2.5} health impact methodology is not suited for small projects and may yield unreliable results due to various uncertainties.⁹ (SCAQMD, *Final Subsequent Mitigated Negative Declaration for: Warren*

⁸ SCAQMD has not attained the latest annual or 24-hour national ambient air quality standards for “PM_{2.5}” or particulate matter less than 2.5 microns in diameter.

⁹ Among these uncertainties are the representativeness of the population used in the methodology, and the specific source of PM and the corresponding health impacts. (*Id.* at p. 2-24.)

E&P, Inc. WTU Central Facility, New Equipment Project (certified July 19, 2011), <http://www.aqmd.gov/home/library/documents-support-material/lead-agency-permit-projects/permit-project-documents---year-2011>; then follow “Final Subsequent Mitigated Negative Declaration for Warren E&P Inc. WTU Central Facility, New Equipment Project” hyperlink, pp. 2-22, 2-23 (last visited Apr. 1, 2015).) Therefore, when SCAQMD prepared a CEQA document for the expansion of an existing oil production facility, with very small PM_{2.5} increases (3.8 lb/day) and a very small affected population, staff elected not to use the CARB methodology for using estimated PM_{2.5} emissions to derive a projected premature mortality number and explained why it would be inappropriate to do so. (*Id.* at pp 2-22 to 2-24.) SCAQMD staff concluded that use of this methodology for such a small source could result in unreliable findings and would not provide meaningful information. (*Id.* at pp. 2-23, 2-25.) This CEQA document was not challenged in court.

In the above case, while it may have been technically possible to plug the data into the methodology, the results would not have been reliable or meaningful. SCAQMD believes that an agency should not be required to perform analyses that do not produce reliable or meaningful results. This Court has already held that an agency may decline to use even the “normal” “existing conditions” CEQA baseline where to do so would be misleading or without informational value. (*Neighbors for Smart Rail v. Exposition Metro Line* (2013) 57 Cal.4th 439, 448, 457.) The same should be true for a decision that a particular study or analysis would not provide reliable or meaningful results.¹⁰

¹⁰ Whether a particular study would result in “informational value” is a part of deciding whether it is “feasible.” CEQA defines “feasible” as “capable of being accomplished in a successful manner within a reasonable period of time, taking into account economic, environmental, social, and

Therefore, it is not possible to set a hard-and-fast rule on whether a correlation of air quality impacts with specific quantifiable health impacts is required in all cases. Instead, the result turns on whether such an analysis is reasonably feasible in the particular case.¹¹ Moreover, what is reasonably feasible may change over time as scientists and regulatory agencies continually seek to improve their ability to predict health impacts. For example, CARB staff has been directed by its Governing Board to reassess and improve the methodology for estimating premature deaths. (California Air Resources Board, *Health Impacts Analysis: PM Mortality Relationship*, <http://www.arb.ca.gov/research/health/pm-mort/pm-mort.htm> (last reviewed Dec. 29, 2010).) This factor also counsels against setting any hard-and-fast rule in this case.

III. THE QUESTION OF WHETHER AN EIR CONTAINS SUFFICIENT ANALYSIS TO MEET CEQA'S REQUIREMENTS IS A MIXED QUESTION OF FACT AND LAW GOVERNED BY TWO DIFFERENT STANDARDS OF REVIEW.

A. Standard of Review for Feasibility Determination and Sufficiency as an Informative Document

A second issue in this case is whether courts should review an EIR's informational sufficiency under the "substantial evidence" test as argued by Friant Ranch or the "independent judgment" test as argued by Sierra Club.

technological factors." (Pub. Resources Code § 21061.1.) A study cannot be "accomplished in a *successful* manner" if it produces unreliable or misleading results.

¹¹ In this case, the lead agency did not have an opportunity to determine whether the requested analysis was feasible because the comment was non-specific. Therefore, SCAQMD suggests that this Court, after resolving the legal issues in the case, direct the Court of Appeal to remand the case to the lead agency for a determination of whether the requested analysis is feasible. Because Fresno County, the lead agency, did not seek review in this Court, it seems likely that the County has concluded that at least some level of correlation of air pollution with health impacts is feasible.

As this Court has explained, “a reviewing court must adjust its scrutiny to the nature of the alleged defect, depending on whether the claim is predominantly one of improper procedure or a dispute over the facts.” (*Vineyard Area Citizens v. City of Rancho Cordova*, *supra*, 40 Cal.4th at 435.) For questions regarding compliance with proper procedure or other legal questions, courts review an agency’s action de novo under the “independent judgment” test. (*Id.*) On the other hand, courts review factual disputes only for substantial evidence, thereby “accord[ing] greater deference to the agency’s substantive factual conclusions.” (*Id.*)

Here, Friant Ranch and Sierra Club agree that the case involves the question of whether an EIR includes sufficient information regarding a project’s impacts. However, they disagree on the proper standard of review for answering this question: Sierra Club contends that courts use the independent judgment standard to determine whether an EIR’s analysis is sufficient to meet CEQA’s informational purposes,¹² while Friant Ranch contends that the substantial evidence standard applies to this question.

///

///

///

///

///

///

///

///

///

¹² Sierra Club acknowledges that courts use the substantial evidence standard when reviewing predicate factual issues, but argues that courts ultimately decide as a matter of law what CEQA requires. (Answering Brief, pp. 14, 23.)

SCAQMD submits that the issue is more nuanced than either party contends. We submit that, whether a CEQA document includes sufficient analysis to satisfy CEQA's informational mandates is a mixed question of fact and law,¹³ containing two levels of inquiry that should be judged by different standards.¹⁴

The state CEQA Guidelines set forth standards for the adequacy of environmental analysis. Guidelines Section 15151 states:

An EIR should be prepared with a sufficient degree of analysis to provide decision makers with information which enables them to make a decision which intelligently takes account of environmental consequences. An evaluation of the environmental effects of a proposed project need not be exhaustive, but the sufficiency of an EIR is to be reviewed in light of what is reasonably feasible. Disagreement among experts does not make an EIR inadequate, but the EIR should summarize the main points of disagreement among the experts. The courts have looked not for perfection, but for adequacy, completeness, and a good-faith effort at full disclosure.

In this case, the basic question is whether the underlying analysis of air quality impacts made the EIR "sufficient" as an informative document. However, whether the EIR's analysis was sufficient is judged in light of what was reasonably feasible. This represents a mixed question of fact and law that is governed by two different standards of review.

¹³ Friant Ranch actually states that the claim that an EIR lacks sufficient relevant information is, "most properly thought of as raising mixed questions of fact and law." (Opening Brief, p. 27.) However, the remainder of its argument claims that the court should apply the substantial evidence standard of review to all aspects of the issue.

¹⁴ Mixed questions of fact and law issues may implicate predominantly factual subordinate questions that are reviewed under the substantial evidence test even though the ultimate question may be reviewed by the independent judgment test. *Crocker National Bank v. City and County of San Francisco* (1989) 49 Cal.3d 881, 888-889.

SCAQMD submits that an EIR's sufficiency as an informational document is ultimately a legal question that courts should determine using their independent judgment. This Court's language in *Laurel Heights I* supports this position. As this Court explained: "The court does not pass upon the correctness of the EIR's environmental conclusions, but only upon its *sufficiency as an informative document*." (*Laurel Heights I, supra*, 47 Cal.3d at 392-393) (emphasis added.) As described above, the Court in *Vineyard Area Citizens v. City of Rancho Cordova, supra*, 40 Cal.4th at 431, also used its independent judgment to determine what level of analysis CEQA requires for water supply impacts. The Court did not defer to the lead agency's opinion regarding the law's requirements; rather, it determined for itself what level of analysis was necessary to meet "[t]he law's informational demands." (*Id.* at p. 432.) Further, existing case law also holds that where an agency fails to comply with CEQA's information disclosure requirements, the agency has "failed to proceed in the manner required by law." (*Save Our Peninsula Comm. v. Monterey County Bd. of Supervisors* (2001) 87 Cal.App.4th 99, 118.)

However, whether an EIR satisfies CEQA's requirements depends in part on whether it was reasonably feasible for an agency to conduct additional or more thorough analysis. EIRs must contain "a detailed statement" of a project's impacts (Pub. Res. Code § 21061), and an agency must "use its best efforts to find out and disclose all that it reasonably can." (CEQA Guidelines § 15144.) Nevertheless, "the sufficiency of an EIR is to be reviewed in light of what is reasonably feasible." (CEQA Guidelines § 15151.)

SCAQMD submits that the question of whether additional analysis or a particular study suggested by a commenter is "feasible" is generally a question of fact. Courts have already held that whether a particular alternative is "feasible" is reviewed by the substantial evidence test.

(*Uphold Our Heritage v. Town of Woodside* (2007) 147 Cal.App.4th 587, 598-99; *Center for Biological Diversity v. County of San Bernardino* (2010) 185 Cal.App.4th 866, 883.) Thus, if a lead agency determines that a particular study or analysis is infeasible, that decision should generally be judged by the substantial evidence standard. However, SCAQMD urges this Court to hold that lead agencies must explain the basis of any determination that a particular analysis is infeasible in the EIR itself. An EIR must discuss information, including issues related to the feasibility of particular analyses “in sufficient detail to enable meaningful participation and criticism by the public. ‘[W]hatever is required to be considered in an EIR must be in that formal report; what any official might have known from other writings or oral presentations cannot supply what is lacking in the report.’” (*Laurel Heights I, supra*, 47 Cal.3d at p. 405 (quoting *Santiago County Water District v. County of Orange* (1981) 118 Cal.App.3d 818, 831) (discussing analysis of alternatives).) The evidence on which the determination is based should also be summarized in the EIR itself, with appropriate citations to reference materials if necessary. Otherwise commenting agencies such as SCAQMD would be forced to guess where the lead agency's evidence might be located, thus thwarting effective public participation.

Moreover, if a lead agency determines that a particular study or analysis would not result in reliable or useful information and for that reason is not feasible, that determination should be judged by the substantial evidence test. (See *Neighbors for Smart Rail v. Exposition Metro Line Construction Authority, supra*, 57 Cal.4th 439, 448, 457:

whether “existing conditions” baseline would be misleading or uninformative judged by substantial evidence standard.¹⁵)

If the lead agency’s determination that a particular analysis or study is not feasible is supported by substantial evidence, then the agency has not violated CEQA’s information disclosure provisions, since it would be infeasible to provide additional information. This Court’s decisions provide precedent for such a result. For example, this Court determined that the issue of whether the EIR should have included a more detailed discussion of future herbicide use was resolved because substantial evidence supported the agency’s finding that “the precise parameters of future herbicide use could not be predicted.” *Ebbetts Pass Forest Watch v. California Dept. of Forestry & Fire Protection* (2008) 43 Cal.4th 936, 955.

Of course, SCAQMD expects that courts will continue to hold lead agencies to their obligations to consult with, and not to ignore or misrepresent, the views of sister agencies having special expertise in the area of air quality. (*Berkeley Keep Jets Over the Bay v. Board of Port Commissioners* (2007) 91 Cal.App.4th 1344, 1364 n.11.) In some cases, information provided by such expert agencies may establish that the purported evidence relied on by the lead agency is not in fact “substantial”. (*Id.* at pp. 1369-1371.)

In sum, courts retain ultimate responsibility to determine what CEQA requires. However, the law does not require exhaustive analysis, but only what is reasonably feasible. Agencies deserve deference for their factual determinations regarding what type of analysis is reasonably feasible. On the other hand, if a commenter requests more information, and the lead agency declines to provide it but does *not* determine that the

¹⁵ The substantial evidence standard recognizes that the courts "have neither the resources nor the scientific expertise" to weigh conflicting evidence on technical issues. (*Laurel Heights I, supra*, 47 Cal.3d 376, 393.)

requested study or analysis would be infeasible, misleading or uninformative, the question becomes whether the omission of that analysis renders the EIR inadequate to satisfy CEQA's informational purposes. (*Id.* at pp. 1370-71.) Again, this is predominantly a question of law and should be judged by the de novo or independent judgment standard of review. Of course, this Court has recognized that a "project opponent or reviewing court can always imagine some additional study or analysis that might provide helpful information. It is not for them to design the EIR. That further study...might be helpful does not make it necessary." (*Laurel Heights I, supra*, 47 Cal.3d 376, 415 – see also CEQA Guidelines § 15204(a) [CEQA "does not require a lead agency to conduct every test. . . recommended or demanded by commenters."].) Courts, then, must adjudicate whether an omission of particular information renders an EIR inadequate to serve CEQA's informational purposes.¹⁶

¹⁶ We recognize that there is case law stating that the substantial evidence standard applies to "challenges to the scope of an EIR's analysis of a topic" as well as the methodology used and the accuracy of the data relied on in the document "because these types of challenges involve factual questions." (*Bakersfield Citizens for Local Control v. City of Bakersfield, supra*, 124 Cal.App.4th 1184, 1198, and cases relied on therein.) However, we interpret this language to refer to situations where the question of the scope of the analysis really is factual—that is, where it involves whether further analysis is feasible, as discussed above. This interpretation is supported by the fact that the *Bakersfield* court expressly rejected an argument that a claimed "omission of information from the EIR should be treated as inquiries whether there is substantial evidence supporting the decision approving the project." *Bakersfield, supra*, 124 Cal.App.4th at p. 1208. And the *Bakersfield* court ultimately decided that the lead agency must analyze the connection between the identified air pollution impacts and resulting health impacts, even though the EIR already included some discussion of air-pollution-related respiratory illnesses. *Bakersfield, supra*, 124 Cal.App.4th at p. 1220. Therefore, the court must not have interpreted this question as one of the "scope of the analysis" to be judged by the substantial evidence standard.

B. Friant Ranch's Rationale for Rejecting the Independent Judgment Standard of Review is Unsupported by Case Law.

In its brief, Friant Ranch makes a distinction between cases where a required CEQA topic is not discussed at all (to be reviewed by independent judgment as a failure to proceed in the manner required by law) and cases where a topic is discussed, but the commenter claims the information provided is insufficient (to be judged by the substantial evidence test). (Opening Brief, pp. 13-17.) The Court of Appeal recognized these two types of cases, but concluded that both raised questions of law. (*Sierra Club v. County of Fresno* (2014) 226 Cal.App.4th 704 (superseded by grant of review) 172 Cal.Rptr.3d 271, 290.) We believe the distinction drawn by Friant Ranch is unduly narrow, and inconsistent with cases which have concluded that CEQA documents are insufficient. In many instances, CEQA's requirements are stated broadly, and the courts must interpret the law to determine what level of analysis satisfies CEQA's mandate for providing meaningful information, even though the EIR discusses the issue to some extent.

For example, the CEQA Guidelines require discussion of the existing environmental baseline. In *County of Amador v. El Dorado County Water Agency* (1999) 76 Cal.App.4th 931, 954-955, the lead agency had discussed the environmental baseline by describing historic month-end water levels in the affected lakes. However, the court held that this was not an adequate baseline discussion because it failed to discuss the timing and amounts of past actual water releases, to allow comparison with the proposed project. The court evidently applied the independent judgment test to its decision, even though the agency discussed the issue to some extent.

Likewise, in *Vineyard Area Citizens* (2007) 40 Cal.4th 412, this Court addressed the question of whether an EIR's analysis of water supply impacts complied with CEQA. The parties agreed that the EIR was required to analyze the effects of providing water to the development project, "and that in order to do so the EIR had, in some manner, to identify the planned sources of that water." (*Vineyard Area Citizens, supra*, at p. 428.) However, the parties disagreed as to the level of detail required for this analysis and "what level of uncertainty regarding the availability of water supplies can be tolerated in an EIR" (*Id.*) In other words, the EIR had analyzed water supply impacts for the project, but the petitioner claimed that the analysis was insufficient.

This Court noted that neither CEQA's statutory language or the CEQA Guidelines specifically addressed the question of how precisely an EIR must discuss water supply impacts. (*Id.*) However, it explained that CEQA "states that '[w]hile foreseeing the unforeseeable is not possible, an agency must use its best efforts to find out and disclose all that it reasonably can.'" (*Id.*, [Guidelines § 15144].) The Court used this general principle, along with prior precedent, to elucidate four "principles for analytical adequacy" that are necessary in order to satisfy "CEQA's informational purposes." (*Vineyard Area Citizens, supra*, at p. 430.) The Court did not defer to the agency's determination that the EIR's analysis of water supply impacts was sufficient. Rather, this Court used its independent judgment to determine for itself the level of analysis required to satisfy CEQA's fundamental purposes. (*Vineyard Area Citizens, supra*, at p. 441: an EIR does not serve its purposes where it neglects to explain likely sources of water and "... leaves long term water supply considerations to later stages of the project.")

Similarly, the CEQA Guidelines require an analysis of noise impacts of the project. (Appendix G, “Environmental Checklist Form.”¹⁷) In *Gray v. County of Madera* (2008) 167 Cal.App.4th 1099, 1123, the court held that the lead agency’s noise impact analysis was inadequate even though it had addressed the issue and concluded that the increase would not be noticeable. If the court had been using the substantial evidence standard, it likely would have upheld this discussion.

Therefore, we do not agree that the issue can be resolved on the basis suggested by *Friant Ranch*, which would apply the substantial evidence standard to *every* challenge to an analysis that addresses a required CEQA topic. This interpretation would subvert the courts’ proper role in interpreting CEQA and determining what the law requires.

Nor do we agree that the Court of Appeal in this case violated CEQA’s prohibition on courts interpreting its provisions “in a manner which imposes procedural or substantive requirements beyond those explicitly stated in this division or in the state guidelines.” (Pub. Resources Code § 21083.1.) CEQA requires an EIR to describe *all* significant impacts of the project on the environment. (Pub. Resources Code § 21100(b)(2); *Vineyard Area Citizens, supra*, at p. 428.) Human beings are part of the environment, so CEQA requires EIRs to discuss a project’s significant impacts on human health. However, except in certain particular circumstances,¹⁸ neither the CEQA statute nor Guidelines specify the precise level of analysis that agencies must undertake to satisfy the law’s requirements. (see, e.g., CEQA Guidelines § 15126.2(a) [EIRs must describe “health and safety problems caused by {a project’s} physical changes”].) Accordingly, courts must interpret CEQA as a whole to

¹⁷ Association of Environmental Professionals, 2015 CEQA Statute and Guidelines (2015) p.287.

¹⁸ E.g., Pub. Resources Code § 21151.8(C)(3)(B)(iii) (requiring specific type of health risk analysis for siting schools).

determine whether a particular EIR is sufficient as an informational document. A court determining whether an EIR's discussion of human health impacts is legally sufficient does not constitute imposing a new substantive requirement.¹⁹ Under Friant Ranch's theory, the above-referenced cases holding a CEQA analysis inadequate would have violated the law. This is not a reasonable interpretation.

IV. COURTS MUST SCRUPULOUSLY ENFORCE THE REQUIREMENTS THAT LEAD AGENCIES CONSULT WITH AND OBTAIN COMMENTS FROM AIR DISTRICTS

Courts must "scrupulously enforce" CEQA's legislatively mandated requirements. (*Vineyard Area Citizens, supra*, 40 Cal.4th 412, 435.) Case law has firmly established that lead agencies must consult with the relevant air pollution control district before conducting an initial study, and must provide the districts with notice of the intention to adopt a negative declaration (or EIR). (*Schenck v. County of Sonoma* (2011) 198 Cal.App.4th 949, 958.) As *Schenck* held, neither publishing the notice nor providing it to the State Clearinghouse was a sufficient substitute for sending notice directly to the air district. (*Id.*) Rather, courts "must be satisfied that [administrative] agencies have fully complied with the procedural requirements of CEQA, since only in this way can the important public purposes of CEQA be protected from subversion." *Schenck*, 198 Cal.App.4th at p. 959 (citations omitted).²⁰

¹⁹ We submit that Public Resources Code Section 21083.1 was intended to prevent courts from, for example, holding that an agency must analyze economic impacts of a project where there are no resulting environmental impacts (see CEQA Guidelines § 15131), or imposing new procedural requirements, such as imposing additional public notice requirements not set forth in CEQA or the Guidelines.

²⁰ Lead agencies must consult air districts, as public agencies with jurisdiction by law over resources affected by the project, *before* releasing an EIR. (Pub. Resources Code §§ 21104(a); 21153.) Moreover, air

Lead agencies should be aware, therefore, that failure to properly seek and consider input from the relevant air district constitutes legal error which may jeopardize their project approvals. For example, the court in *Fall River Wild Trout Foundation v. County of Shasta*, (1999) 70 Cal.App.4th 482, 492 held that the failure to give notice to a trustee agency (Department of Fish and Game) was prejudicial error requiring reversal. The court explained that the lack of notice prevented the Department from providing any response to the CEQA document. (*Id.* at p. 492.) It therefore prevented relevant information from being presented to the lead agency, which was prejudicial error because it precluded informed decision-making. (*Id.*)²¹

districts should be considered “state agencies” for purposes of the requirement to consult with “trustee agencies” as set forth in Public Resources Code § 20180.3(a). This Court has long ago held that the districts are not mere “local agencies” whose regulations are superseded by those of a state agency regarding matters of statewide concern, but rather have concurrent jurisdiction over such issues. (*Orange County Air Pollution Control District v. Public Util. Com.* (1971) 4 Cal.3d 945, 951, 954.) Since air pollution is a matter of statewide concern, *Id.* at 952, air districts should be entitled to trustee agency status in order to ensure that this vital concern is adequately protected during the CEQA process.

²¹ In *Schenck*, the court concluded that failure to give notice to the air district was not prejudicial, but this was partly because the trial court had already corrected the error before the case arrived at the Court of Appeal. The trial court issued a writ of mandate requiring the lead agency to give notice to the air district. The air district responded by concurring with the lead agency that air impacts were not significant. (*Schenck*, 198 Cal.App.4th 949, 960.) We disagree with the *Schenck* court that the failure to give notice to the air district would not have been prejudicial (even in the absence of the trial court writ) merely because the lead agency purported to follow the air district’s published CEQA guidelines for significance. (*Id.*, 198 Cal.App.4th at p. 960.) In the first place, absent notice to the air district, it is uncertain whether the lead agency properly followed those guidelines. Moreover, it is not realistic to expect that an air district’s published guidelines would necessarily fully address all possible air-quality related issues that can arise with a CEQA project, or that those

Similarly, lead agencies must obtain additional information requested by expert agencies, including those with jurisdiction by law, if that information is necessary to determine a project's impacts. (*Sierra Club v. State Bd. Of Forestry* (1994) 7 Cal.4th 1215, 1236-37.) Approving a project without obtaining that information constitutes a failure to proceed in the manner prescribed by CEQA. (*Id.* at p. 1236.)

Moreover, a lead agency can save significant time and money by consulting with the air district early in the process. For example, the lead agency can learn what the air district recommends as an appropriate analysis on the facts of its case, including what kinds of health impacts analysis may be available, and what models are appropriate for use. This saves the lead agency from the need to do its analysis all over again and possibly needing to recirculate the document after errors are corrected, if new significant impacts are identified. (CEQA Guidelines § 15088.5(a).) At the same time, the air district's expert input can help the lead agency properly determine whether another commenter's request for additional analysis or studies is reasonable or feasible. Finally, the air district can provide input on what mitigation measures would be feasible and effective.

Therefore, we suggest that this Court provide guidance to lead agencies reminding them of the importance of consulting with the relevant air districts regarding these issues. Otherwise, their feasibility decisions may be vulnerable to air district evidence that establishes that there is no substantial evidence to support the lead agency decision not to provide specific analysis. (*See Berkeley Keep Jets Over the Bay, supra*, 91 Cal.App.4th 1344, 1369-1371.)

guidelines would necessarily be continually modified to reflect new developments. Therefore we believe that, had the trial court not already ordered the lead agency to obtain the air district's views, the failure to give notice would have been prejudicial, as in *Fall River, supra*, 70 Cal.App.4th 482, 492.


CONCLUSION

The SCAQMD respectfully requests this Court *not* to establish a hard-and-fast rule concerning whether CEQA requires a lead agency to correlate identified air quality impacts of a project with resulting health outcomes. Moreover, the question of whether an EIR is “sufficient as an informational document” is a mixed question of fact and law containing two levels of inquiry. Whether a particular proposed analysis is feasible is predominantly a question of fact to be judged by the substantial evidence standard of review. Where the requested analysis is feasible, but the lead agency relies on legal or policy reasons not to provide it, the question of whether the EIR is nevertheless sufficient as an informational document is predominantly a question of law to be judged by the independent judgment standard of review.

DATED: April 3, 2015

Respectfully submitted,

SOUTH COAST AIR QUALITY
MANAGEMENT DISTRICT
KURT R. WIESE, GENERAL COUNSEL
BARBARA BAIRD, CHIEF DEPUTY COUNSEL

By: 

Barbara Baird

Attorneys for Amicus Curiae

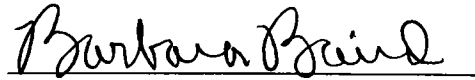
SOUTH COAST AIR QUALITY MANAGEMENT DISTRICT

CERTIFICATE OF WORD COUNT

Pursuant to Rule 8.520(c)(1) of the California Rules of Court, I hereby certify that this brief contains 8,476 words, including footnotes, but excluding the Application, Table of Contents, Table of Authorities, Certificate of Service, this Certificate of Word Count, and signature blocks. I have relied on the word count of the Microsoft Word Vista program used to prepare this Certificate.

DATED: April 3, 2015

Respectfully submitted,


Barbara Baird

PROOF OF SERVICE


I am employed in the County of Los Angeles, California. I am over the age of 18 years and not a party to the within action. My business address is 21865 Copley Drive, Diamond Bar, California 91765.

On April 3, 2015 I served true copies of the following document(s) described as **APPLICATION OF THE SOUTH COAST AIR QUALITY MANAGEMENT DISTRICT FOR LEAVE TO FILE BRIEF OF *AMICUS CURIAE* IN SUPPORT OF NEITHER PARTY AND [PROPOSED] BRIEF OF *AMICUS CURIAE*** by placing a true copy of the foregoing document(s) in a sealed envelope addressed as set forth on the attached service list as follows:

BY MAIL: I enclosed the document(s) in a sealed envelope or package addressed to the persons at the addresses listed in the Service List and placed the envelope for collection and mailing following our ordinary business practices. I am readily familiar with this District's practice for collection and processing of correspondence for mailing. Under that practice, the correspondence would be deposited with the United States Postal Service, with postage thereon fully prepaid at Diamond Bar, California, in the ordinary course of business. I am aware that on motion of the party served, service is presumed invalid if postal cancellation date or postage meter date is more than one day after date of deposit for mailing in affidavit.

I declare under penalty of perjury under the laws of the State of California that the foregoing is true and correct.

Executed on April 3, 2015 at Diamond Bar, California.


Patricia Anderson

SERVICE LIST

James G. Moose, Tiffany K. Wright,
Laura M. Harris
REMY MOOSE MANLEY, LLP
555 Capitol Mall, Suite 800
Sacramento, CA 95814

Attorneys for Real Party in
Interest and Respondent *Friant
Ranch, L.P.*

Bryan N. Wagner
WAGNER & WAGNER
7110 N. Fresno St, Suite 340
Fresno, CA 93720

Attorney for Real Party in Interest
and Respondent *Friant Ranch,
L.P.*

Sara Hedgpeth-Harris
LAW OFFICE OF SARA
HEDGPETH-HARRIS
5445 E. Lane Avenue
Fresno, CA 93727

Attorney for Plaintiffs and
Appellants *Sierra Club, et al*

Daniel C. Cederborg
Bruce B. Johnson, Jr.
Zachary Stephen Redmond
OFFICE OF THE FRESNO COUNTY
COUNSEL
2220 Tulare Street, Suite 500
Fresno, CA 93721

Attorneys for Respondents
County of Fresno

Clerk of the Court
California Court of Appeal
Fifth Appellate District
2424 Ventura Street
Fresno, CA 93721
(via U.S. Mail & Electronic Transmission)

Clerk of the Court
Superior Court of California
County of Fresno
1130 O Street
Fresno, CA 93721

This page intentionally left blank