

**APPENDIX I**  
**Shadow Analysis Report**





APRIL 12, 2021  
FINAL

# SHADOW ANALYSIS REPORT FOR THE PROPOSED SFMTA POTRERO YARD PROJECT PER CEQA AND SAN FRANCISCO PLANNING SECTION 295 STANDARDS



FROM:  
ADAM PHILLIPS  
PRINCIPAL  
PREVISION DESIGN



TO:  
**LAURA LYNCH, SAN FRANCISCO PLANNING DEPT.**  
49 SOUTH VAN NESS AVENUE, SUITE 1400  
SAN FRANCISCO, CA 94103

# CONTENTS

<b>I. INTRODUCTION AND OVERVIEW</b>	<b>3</b>
<b>II. REGULATORY FRAMEWORK AND SIGNIFICANCE CRITERIA</b>	<b>4</b>
San Francisco General Plan	4
San Francisco Planning Code	4
Other Local Regulations	5
Environmental Impacts under CEQA	5
<b>III. ANALYSIS METHODOLOGY</b>	<b>6</b>
Technical Standards	6
3D Modeling Assumptions	6
<b>IV. SCOPE OF WORK AND STUDIES PERFORMED</b>	<b>7</b>
Initial Scoping Study	7
<i>TABLE 1: Cumulative Project List</i>	8
Quantitative Calculations	8
Shadow Profile Graphics	8
<i>FIGURE 1: Net New Shadow Fan and Affected Open Spaces</i>	9
Qualitative Analysis	10
<i>FIGURE 2: Vicinity Map</i>	11
<b>V. PROPOSED PROJECT</b>	<b>12</b>
<i>FIGURE 3: Project Massing</i>	12
<i>FIGURE 4: Site Plan</i>	13
<i>FIGURE 5: Mariposa (Top) and Hampshire (Bottom) Street Elevations</i>	14
<i>FIGURE 6: 17th (Top) and Bryant (Bottom) Street Elevations</i>	15
<b>VI. AFFECTED PARKS AND OPEN SPACES</b>	<b>16</b>
Franklin Square	16
<i>FIGURE 7: Franklin Square Overview</i>	16
<i>FIGURE 8: Children's Play Area</i>	16
<i>FIGURE 9: Franklin Square Map</i>	17
Other Nearby Parks and Open Spaces	17

<b>VII. FRANKLIN SQUARE ANALYSIS FINDINGS</b> . . . . .	<b>18</b>
Existing Conditions . . . . .	18
Increase in Shadow from Proposed Project . . . . .	18
Timing and Location of Net New Shadow from Proposed Project . . . . .	18
<i>TABLE 2: Quantitative shadow breakdown for Franklin Square</i> . . . . .	19
<i>FIGURE 10: Sun and Shadow Levels by Time of Day and Season</i> . . . . .	20
Increase in Shadow under Cumulative Conditions . . . . .	20
<i>FIGURE 11: Max net new project shadow on Franklin Square</i> . . . . .	21
Timing and Location of Net New Shadow Under Cumulative Conditions . . . . .	21
Net New Shadow Effects on Children’s Play Area . . . . .	21
<i>TABLE 3: Quantitative shadow breakdown for Franklin Square Playground</i> . . . . .	22
<i>FIGURE 12: Playground Sun and Shadow Levels by Time of Day and Season</i> . . . . .	23
<i>FIGURE 13: Max new project shadow on Franklin Square Playground</i> . . . . .	24
Observed Uses of Franklin Square Park . . . . .	24
<i>TABLE 4: Franklin Square Park Use Observations</i> . . . . .	25
<i>TABLE 4A: Children’s Playground Use Observations</i> . . . . .	25
The Value of Sunlight . . . . .	25
Project Shadow Characteristics . . . . .	26
Cumulative Condition Shadow Characteristics . . . . .	27
<b>EXHIBIT A: AGGREGATE SHADOWFAN DIAGRAM</b> . . . . .	<b>28</b>
A1 - Annual net new shadow locations from the proposed project . . . . .	28
<b>EXHIBIT B: SHADOW DIAGRAMS ON SUMMER SOLSTICE</b> . . . . .	<b>30</b>
B1 - June 21 . . . . .	30
<b>EXHIBIT C: SHADOW DIAGRAMS NEAR EQUINOXES</b> . . . . .	<b>46</b>
C1 - September 20 (Autumnal), March 22 (Vernal) similar . . . . .	46
<b>EXHIBIT D: SHADOW DIAGRAMS ON WINTER SOLSTICE</b> . . . . .	<b>60</b>
D1 - December 20/21 . . . . .	60
<b>EXHIBIT E: QUANTITATIVE SHADOW DATA</b> . . . . .	<b>93</b>
Quantitative Shadow Data for Franklin Square . . . . .	93
<b>EXHIBIT F: QUANTITATIVE SHADOW DATA</b> . . . . .	<b>121</b>
Quantitative Shadow Data for Franklin Square Playground . . . . .	121

## I. INTRODUCTION AND OVERVIEW

This report details the results of an analysis conducted by Prevision Design to identify the shadow effects that would be caused by the proposed construction of a 13-story, 150' tall (plus 10' stair and elevator penthouses), mixed-use project located at 2500 Mariposa Street ("the project") on Franklin Square. Franklin Square is a publicly accessible open space protected under Section 295 of the San Francisco Planning Code as well as subject to review for possible environmental impacts under the California Environmental Quality Act (CEQA).

The analysis was conducted according to criteria and methodology as described in (1) the February 3, 1989 memorandum titled "Proposition K – The Sunlight Ordinance" ("the 1989 memorandum") prepared by the San Francisco Recreation and Parks Department ("RPD") and the San Francisco Planning Department ("Planning"), (2) the July 2014 memorandum titled "Shadow Analysis Procedures and Scope Requirements" ("the 2014 memorandum") prepared by Planning, and (3) direction from current Planning and RPD staff regarding the appropriate approach, deliverables, and scope of analysis appropriate in consideration of the open spaces affected.

This report includes the results and discussion of all criteria factored into the analysis, including discussion of the analysis approach and methodology, a description and depictions of the project as proposed, description of the affected publicly accessible open space, and the results of the study, including quantitative and qualitative reporting of net new shadow generated by the project as well as graphical simulations of the location and extent of the project's net new shadow.

This report does not present opinions nor conclusions on the part of Prevision Design about whether or not the shadow from the proposed project could or should be considered significant/insignificant or whether the proposed project will have any adverse impact on the use of property under the jurisdiction of, or designated for acquisition by, the Recreation and Park Commission because of the shading or shadowing that it will cause. These determinations shall be made by the San Francisco Planning Commission with input and recommendations from the RPD. ■

## II. REGULATORY FRAMEWORK AND SIGNIFICANCE CRITERIA

While there are no specific federal nor state regulations which deal with solar access or shadow effects on publicly accessible open spaces, San Francisco has established several provisions, policies, and procedures that provide the framework by which shadow cast by proposed projects is evaluated.

### San Francisco General Plan

The Recreation and Open Space Element of the City of San Francisco General Plan (2014) includes Policy 1.9 applicable to potential solar access or shading impacts of new development on public open spaces, excerpted below:

*Solar access to public open space should be protected. In San Francisco, presence of the sun's warming rays is essential to enjoying open space. Climatic factors, including ambient temperature, humidity, and wind, generally combine to create a comfortable climate only when direct sunlight is present. Therefore, the shadows created by new development nearby can critically diminish the utility and comfort of the open space.*

*Shadows are particularly a problem in downtown districts and in neighborhoods immediately adjacent to the downtown core, where there is a limited amount of open space, where there is pressure for new development, and where zoning controls allow tall buildings. But the problem potentially exists wherever tall buildings near open space are permitted.*

*The City should support more specific protections elsewhere to maintain sunlight in these spaces during the hours of their most intensive use while balancing this with the need for new development to accommodate a growing population in the City.*

The project would be subject to evaluation of potential shadow effects on public spaces under the General Plan.

### San Francisco Planning Code

Planning Code Section 295, adopted in 1984 pursuant to voter approval of Proposition K (The Sunlight Ordinance), prohibits the issuance of building permits for structures over 40 feet in height that would cast net new shadow on property under the jurisdiction of, or designated to be acquired by, the Recreation and Park Commission between one hour after sunrise to one hour before sunset at any time of year, unless the Planning Commission determines that the net new shadow (1) would not have an adverse impact

on the use of the property or (2) the impact would not be significant. Planning Code Section 295 provides that:

*The City Planning Commission shall conduct a hearing and shall disapprove the issuance of any building permit governed by the provisions of this Section if it finds that the proposed project will have any adverse impact on the use of the property under the jurisdiction of, or designated for acquisition by, the Recreation and Park Commission because of the shading or shadowing that it will cause, unless it is determined that the impact would be insignificant. The City Planning Commission shall not make the determination required by the provisions of this Subsection until the general manager of the Recreation and Park Department in consultation with the Recreation and Park Commission has had an opportunity to review and comment to the City Planning Commission upon the proposed project.*

Net new shadow cast by the project would affect an open space under the jurisdiction of the Recreation and Parks Department, so the provisions of Section 295 apply.

## Other Local Regulations

Planning Code Sections 146 and 147, both added in 1985, establish additional design guidelines for buildings in C-3 Downtown Commercial, South of Market Mixed Use, and Eastern Neighborhoods Mixed Use Districts for the purpose of limiting shadow on public sidewalks, public plazas, and other publicly accessible spaces other than those protected under Section 295. Since the project site is in a Public zoning district, these regulations do not apply.

## Environmental Impacts under CEQA

It is generally considered that implementation of a project would have significant impacts under CEQA if that project were to create new shadow that substantially and adversely affects the use and enjoyment of publicly accessible open spaces. ■



## III. ANALYSIS METHODOLOGY

### Technical Standards

The technical standards for evaluation of shadow effects follow the criteria adopted by the Recreation and Parks Commission and the Planning Commission adopted criteria in 1987 and 1989, as stated below:

*Shadow is quantitatively measured by multiplying the area of the shadow by the amount of time the shadow is present on the open space, in units called square foot-hours (sfh). Determining the annual net new shadow load generated by a project begins with a calculation of the number of square foot-hours that would theoretically fall on a qualifying publicly accessible open space each day from an hour after sunrise to an hour before sunset summed over the course of a year, ignoring all shadow from any source. This total is referred to as the Theoretical Annual Available Sunlight (TAAS) for that park. The second step is the calculation of the baseline (or current) shading conditions, which factors in the square foot-hours of shadow cast by existing buildings and other structures on the open space. Lastly, the shadow effects of the project are calculated, with the difference between the baseline shadow condition and project shadow condition considered being net new project shadow. The amount of shadow is defined as the shadow in square foot-hours cast by the project divided by the TAAS, expressed as a percentage.*

*Further, in addition to quantitative criteria, the adopted criteria set forth qualitative criteria for evaluation of shadow. Those criteria for assessing net new shadow are based on existing shadow profiles [graphics], important times of day, important seasons in the year, location of the net new shadow, size, and duration of net new shadows and the public good served by buildings casting net new shadow.*

As there are not broadly established or accepted methodologies for technical evaluation of shadow effects under CEQA, so for review of shadow impacts on open spaces not subject to Section 295, Planning typically adapts these technical standards for use in evaluation of potential CEQA impacts. For this analysis, the San Francisco Planning Department has directed Prevision Design to use many of the standards for review of shadow under Section 295, as described in Section IV.

### 3D Modeling Assumptions

For the purposes of this analysis, Prevision Design has built a 3D computer model reflecting representation of the local San Francisco urban context and landform

surrounding the project generated by Light Intensity Distance and Ranging [or Laser Imaging Detection and Ranging] (LIDAR). This model reflective of actual building massing and articulation circa 2010, so for new buildings built<sup>1</sup> after that date, Prevision Design has generated individual building models using available architectural plans and records. Prevision Design also obtained or generated 3D models of reasonably foreseeable future projects<sup>2</sup> that would have the potential to generate additional net new shadow on the same publicly accessible open spaces that were shown to be affected by the project (cumulative condition projects)

Precise locations, boundaries, and sizes of the affected open spaces are input using on GIS data provided by Planning with input and boundary verification by RPD.

The model for the proposed project was provided to Prevision Design by the project architect on 12/11/2019 and reflects the project design as shown in the drawing set dated 11/20/2019. ■

## IV. SCOPE OF WORK AND STUDIES PERFORMED

### Initial Scoping Study

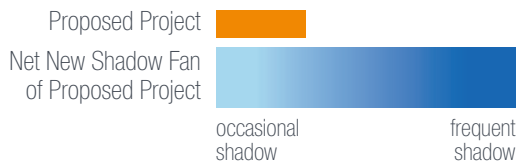
To establish the scope of review and approach to analysis and deliverables, Prevision Design followed the guidelines as encoded in the 1989 and 2014 memoranda, as modified for project-specific considerations via input and direction from Planning and RPD staff.

To determine the area and features that would be affected by net new project shadow, Prevision Design used the 3D context model to generate a full-year shadow fan diagram, which depicts all areas which would receive net new shadow (factoring in the presence of current, intervening shadow from existing buildings) between one hour after sunrise through one hour before sunset (“the daily analysis period”) throughout the year. This diagram showing the extents of annual net new shadow was submitted to Planning on 3/24/2020. The shadow fan identified that Franklin Square would receive net new shadow from the project, as shown by Figure 1 (next page).

---

1 The final form of buildings currently under construction are included as if they are complete for the purposes of this study.

2 Qualifying cumulative projects are those that are currently in some stage of the planning or permitting process but have not yet been approved or have been approved but are not yet under construction.



# SHADOW FAN DIAGRAM AFFECTED AREAS DURING SECTION 295 TIMES **FULL YEAR**

Parks and Open Spaces (Jurisdiction)

1 Franklin Square Park (RPD)

FIGURE 1: Net New Shadow Fan and Affected Open Spaces

Prevision Design additionally generated a list of qualifying cumulative projects in the vicinity of this project which would be in sufficient proximity and/or location relative to Franklin Square to have the potential to cast net new shadow on this open space, listed below in Table 1.

CUMULATIVE PROJECT ADDRESS	PROJECT HEIGHT	PROJECT DESCRIPTION	DATE OF DESIGN DATA	PROJECT STATUS AS OF MARCH 3, 2021
2435-2445 16th Street	Approx. 78'	Seven stories with 53 residential units over ground floor commercial	12/5/2014	Building Permit Issued, not yet under construction. Planning Commission authorized a Large Project Authorization request and determined that the net new shadow cast by the Project on Franklin Square not be adverse to the use of Franklin Square.
1850 Bryant Street	Approx. 78'	Five stories with social services occupancy over ground floor retail	5/25/2017	Building Permit Issued, not yet under construction. Planning Commission authorized a Conditional Use Authorization request and determined that the net new shadow cast by the Project on Franklin Square not be adverse to the use of Franklin Square.
321 Florida Street	Approx. 108'	Nine stories with 169 residential units over ground floor PDR	5/18/2020	Planning Commission authorized a Large Project Authorization request and determined that the net new shadow cast by the Project on Franklin Square not be adverse to the use of Franklin Square.
333-353 Potrero Avenue	Approx. 68'	Horizontal and vertical addition to add 3 floors of commercial space to existing 2-story residential building	9/25/2019	Under Planning Department Review.

TABLE 1: Cumulative Project List

Prevision Design generated a scope of work and analysis methodology, which was submitted to Planning on 3/24/2020 and is discussed below:

### Quantitative Calculations

Using the 3D project and urban context model developed as part of the scoping study, Prevision Design performed snapshot shadow measurements at 15-minute intervals within the daily analysis period, repeating these daily measurements every seven days between the Summer Solstice (June 21) and Winter Solstice (December 20), with interim times and dates extrapolated to approximate shadow conditions on other days and times. This half-year period (between the Summer and Winter Solstices) is referred to by Planning as a “solar year.” As the path of the sun is roughly mirrored over the second half of the year (December 21 through June 20), analysis of this half-year period allows for a reasonable extrapolation to arrive at a full-year estimated calculation of the

areas and durations of existing (baseline) shadow that currently falls on the affected open spaces.

In addition to the quantitative analysis of existing shadow conditions, calculations were generated to reflect the addition of the project, with the difference between the baseline conditions and those with the project representing the net new shadow effect.

Lastly, 3D models of the approved cumulative projects were added to the model to generate the baseline + project + cumulative scenario, depicting the reasonably foreseeable combined shadow effect of all projects in the current development pipeline.

The quantitative analysis calculations for this study as described above were performed for both the park as a whole as well as a breakout analysis of the specific effects on the children's play areas. The results of these calculations are included as Exhibits E and F.

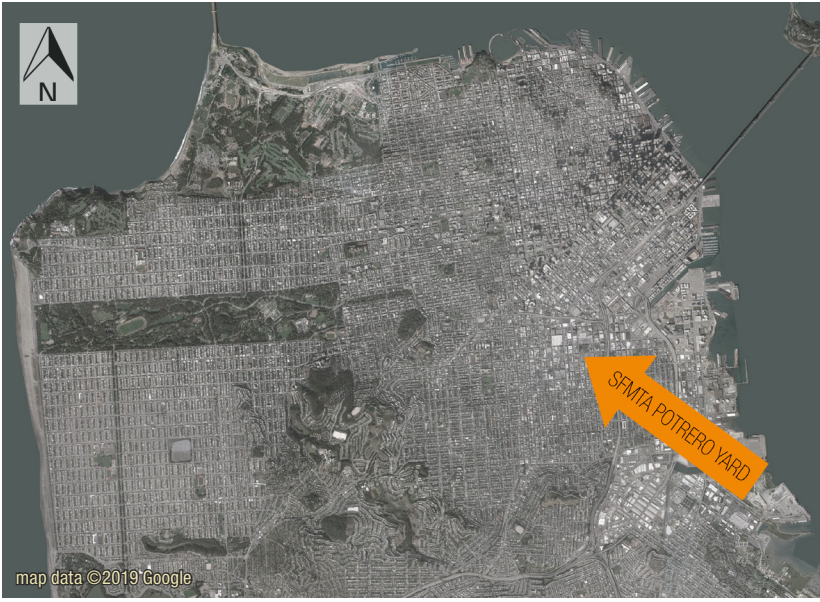
## Shadow Profile Graphics

To provide a spatial and contextual understanding of the location, size, and features affected by net new shadow, Prevision Design prepared graphics showing “snapshot” shadow profiles at hourly intervals over the entire area affected by the project. Graphics differentiate between existing shadow, net new project shadow, and cumulative condition shadow within the daily analysis period on the Summer Solstice (June 21), the approximate equinoxes (March 22/September 20), and the Winter Solstice (December 20) and the date with the greatest quantitative net new shadow for each affected open space (if different from above). These graphics appear as Exhibits B-D.

## Qualitative Analysis

To gain an understanding of how net new shadow may affect existing patterns of use, Prevision Design conducted six 30-minute site visits to Franklin Square to observe the nature and intensity of uses. Two site visits were performed in the morning, two at midday, and two late in the day, with one visit from each pair on a weekday and one on a weekend.

The qualitative effects of net new shadow on the affected open spaces are discussed based on the size, timing, and duration of net new shadow and how such shadow might potentially affect observed existing patterns of use in Franklin Square. ■



- SFMTA Potrero Yard Project
- Franklin Square (RPD)
- Cumulative Projects
  - ① 2435-2445 16th Street
  - ② 321 Florida Street
  - ③ 1850 Bryant Street
  - ④ 333-353 Potrero Avenue



FIGURE 2: Vicinity Map

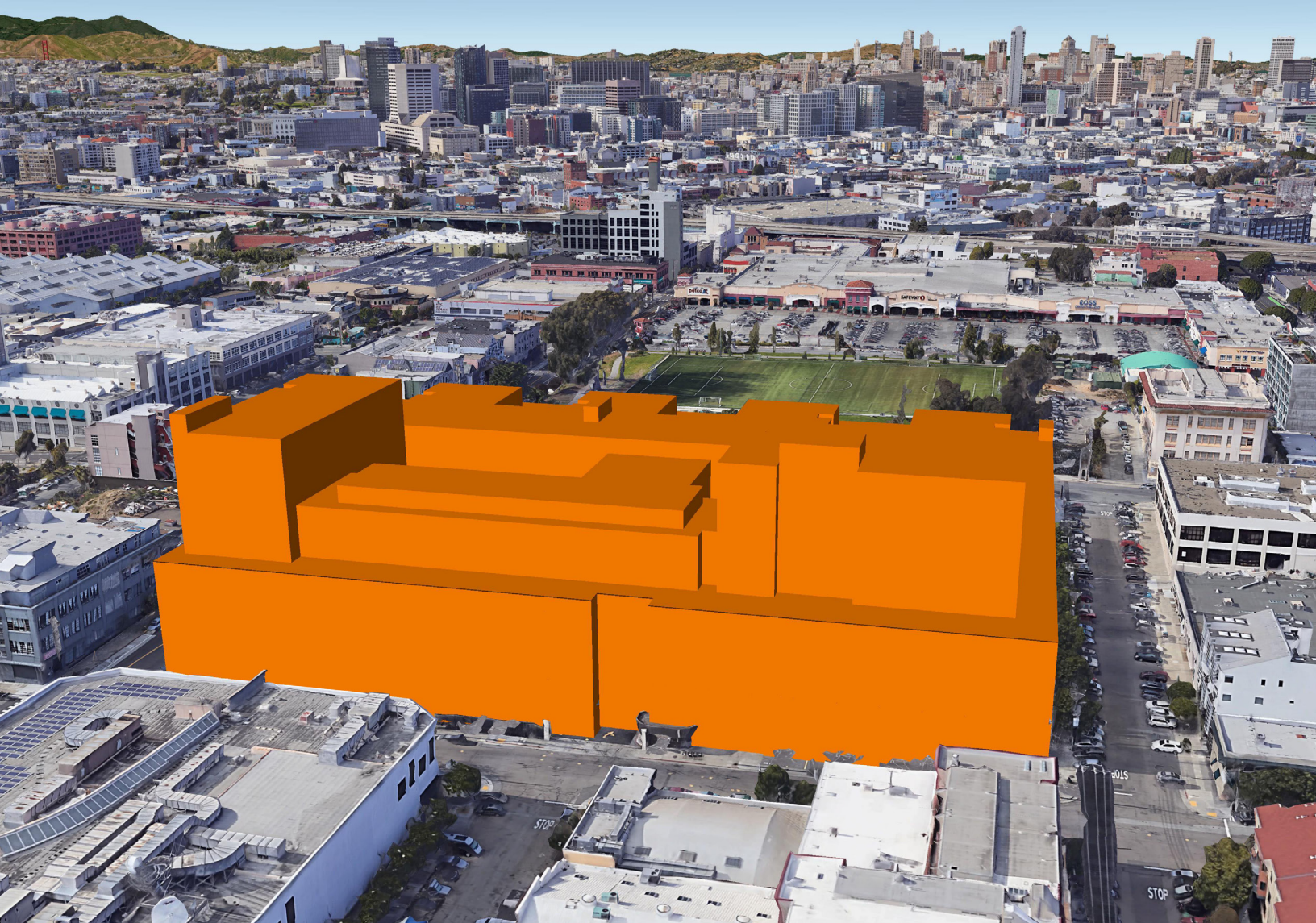


FIGURE 3: Project Massing

## V. PROPOSED PROJECT

The SFMTA Potrero Yard project would be located on a 191,999-sf lot in the Mission neighborhood of San Francisco on Assessor's Block 3971, Lot 001. The site is located within the Public Zoning District, and a 65-X Height and Bulk District and is bounded by 17th Street to the north, Hampshire Street to the east, Mariposa Street to the south and Bryant Street to the west. The area surrounding the proposed project site is comprised primarily of a mix of residential, commercial and PDR uses, with most buildings in the vicinity between 2 and 9 stories in height.

The project site is currently occupied by the existing transit facilities, including a large, low building on the east portion of the site and parking lots on the west portion. The grade elevation of the development changes for approximately 27 feet from the lowest southwest corner to the highest northeast corner. Figure 2 shows the location of the proposed project.

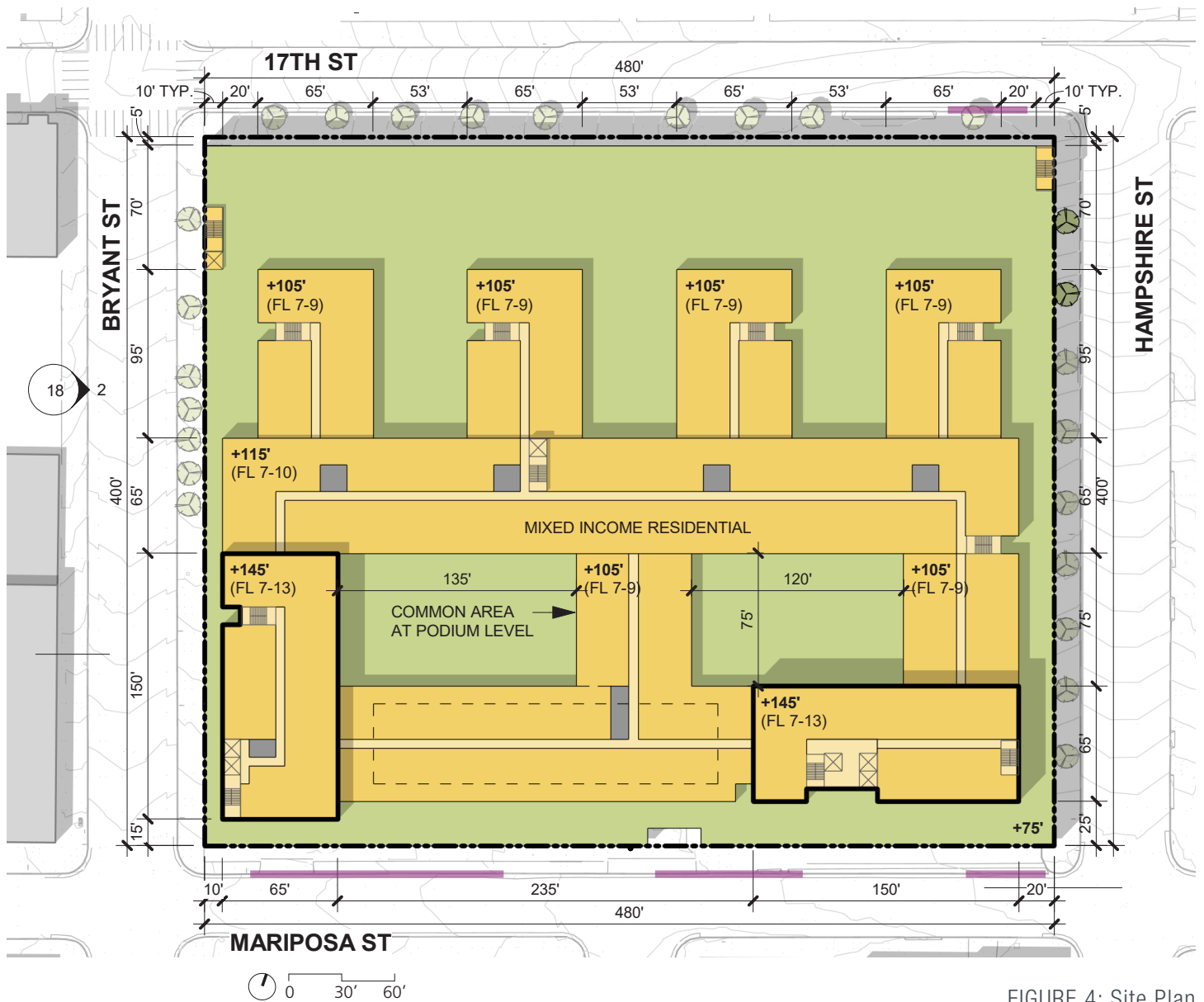


FIGURE 4: Site Plan

The proposed project would consist of redeveloping the current transit facilities into a multi-use site that would include residential and commercial uses and a bus facility and may include open spaces on the podium. The podium would be 75 feet above Mariposa Street, including primarily the proposed bus maintenance facility, administration, commercial use and mixed-income housing. Above the podium would be the proposed mixed income housing from Floor 7 to Floor 13. The tallest building elements would be located near the southwest and southeast corners of the site, for a total height of approximately 150 feet (plus 10' additional height at stair/elevator penthouses) above grade along Mariposa Street. Public areas around the development site would include building entrances, sidewalks surrounding the site, Franklin Square to the immediate north and potentially podium open spaces at Floor 7 of the proposed development.

Figure 3 shows a rendering depicting the proposed project's massing, Figure 4 shows a proposed site plan, and Figures 5 and 6 show the proposed street elevations. ■



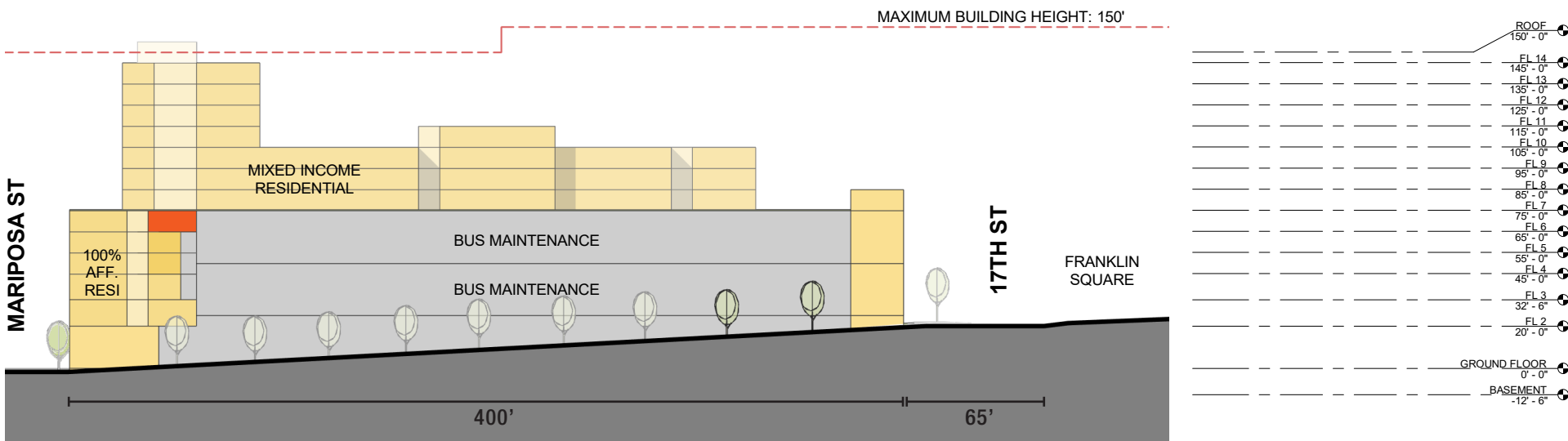
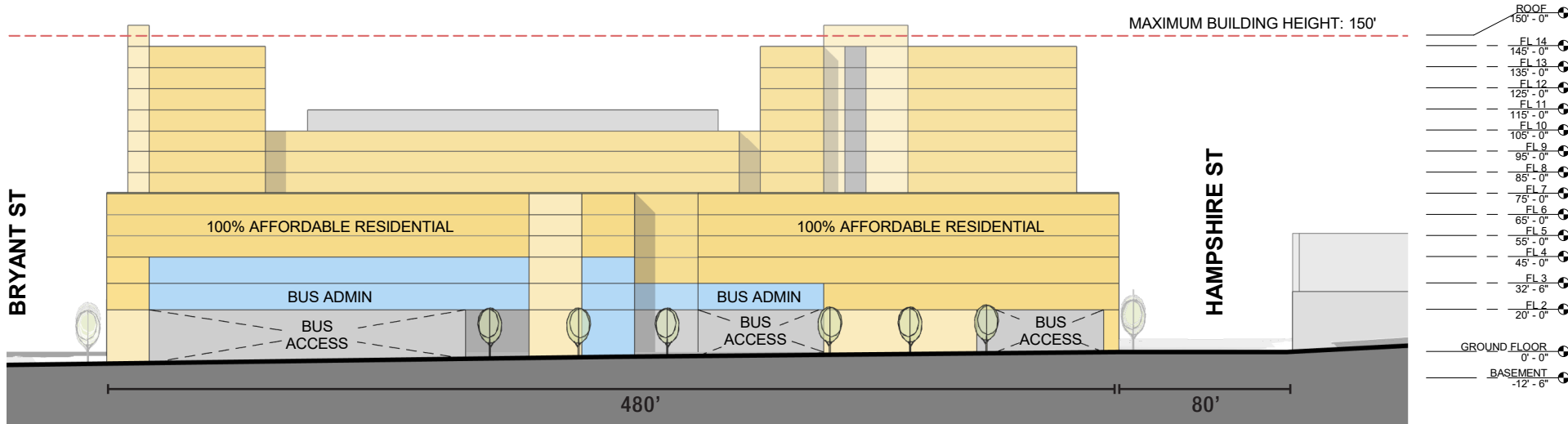


FIGURE 5: Mariposa (Top) and Hampshire (Bottom) Street Elevations

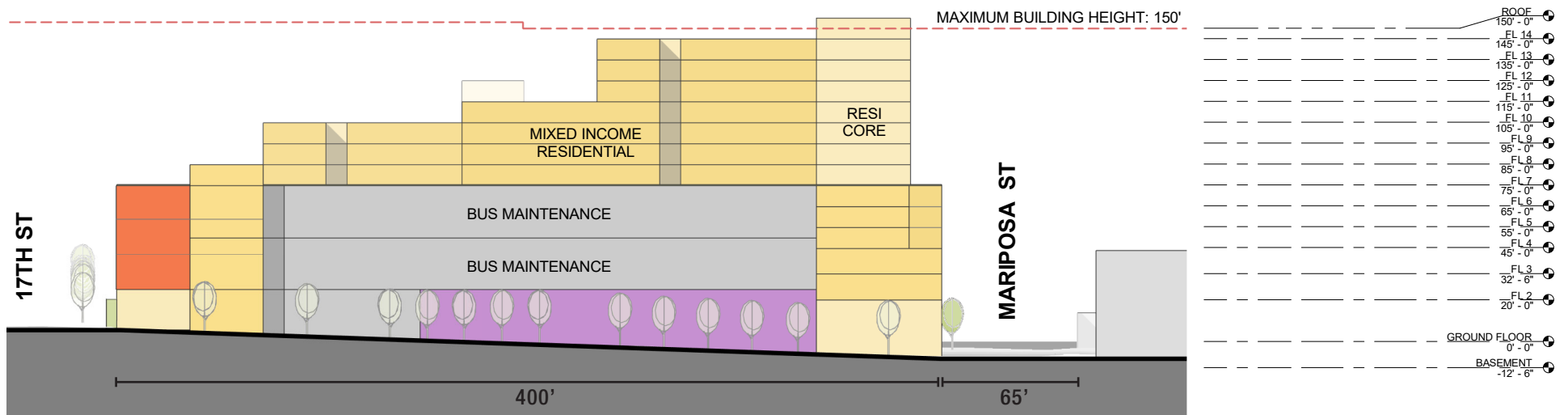
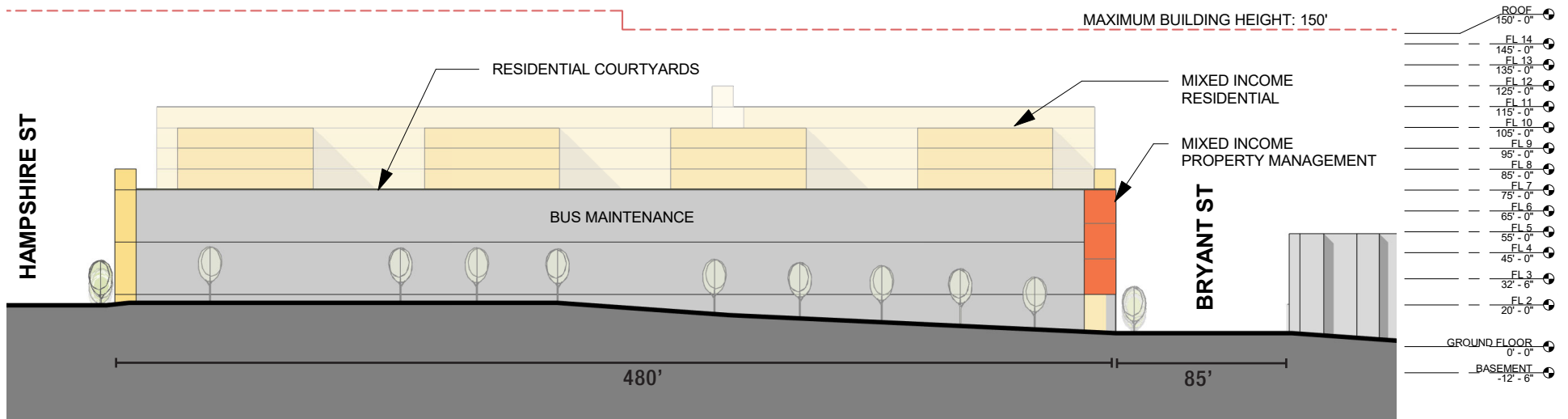


FIGURE 6: 17th (Top) and Bryant (Bottom) Street Elevations



FIGURE 7: Franklin Square Overview

## VI. AFFECTED PARKS AND OPEN SPACES



FIGURE 8: Adult Fitness Area

### Franklin Square

Franklin Square is a public park under the jurisdiction of the Recreation and Park Commission. It is a 4.44 acre (193,327 sf) urban park located in the Mission neighborhood of San Francisco on Assessor's Block 3963 / Lot 001. It is bounded by 16th Street to the north, 17th Street to the south, Hampshire Street to the east, and Bryant Street to the west. Aside from the soccer field area, the park is not fenced, but the official hours of operation are from 5am to 12 am (midnight). The official park website is <https://sfrecpark.org/Facilities/Facility/Details/Franklin-Square-335>.

As shown by Figure 7, the park contains grassy and landscaped areas, paved walkways and benches around the perimeter, an adult fitness area (Figure 8), a children's play area (Figure 9) near the southwest corner of the park and features a large soccer field (Figure 10) located in the center of the park area. The park is elevated above the surrounding streets and is primarily comprised of open grassy areas punctuated by



FIGURE 9: Children's Play Area



FIGURE 10 : Soccer Field



FIGURE 11: Park Pathways



map data ©2020 Google

- ① Park Entry
- ② Children's Play Area
- ③ Soccer Fields
- ④ Landscape/Grassy Areas
- ⑤ Pedestrian Pathway
- ⑥ Adult Fitness Area

FIGURE 12: Franklin Square Map

approximately thirty-five trees, which range from saplings to fully mature large with dense canopies which are clustered along the western edge of the park (Figure 11) as well as the southeastern corner. The principal park stairway entries are located on the corners of 16th and Bryant and 17th and Bryant as well as mid-block entry (including an ADA entry) located mid-block along 17th street. Figure 12 shows a diagram of Franklin Square.

### Other Nearby Parks and Open Spaces

The proposed project does not have the potential to affect any other public parks or privately owned open spaces in the project vicinity. ■

## VII. FRANKLIN SQUARE ANALYSIS FINDINGS

Table 2 summarizes the existing condition data and quantitative shadow effects of the proposed project on Franklin Square. The full quantitative calculations for shadow conditions on all 27 analysis dates are included as Exhibit E.

### Existing Conditions

The park area is 193,327 square feet and currently has 9,812,985 annual square-foot-hours (sfh) of shadow. Based on a theoretical annual available sunlight (TAAS) of 719,447,382 sfh, the park's current annual shadow load is 1.36%. Under existing conditions, shadow is cast primarily on along the eastern and western sides of the park during early morning and late afternoon timeframes, respectively. Most of the park is unshaded throughout the middle of the day year-round.

### Increase in Shadow from Proposed Project

The proposed project would result in net new shadow falling on the park, adding approximately 11,956,912 net new annual sfh of shadow and increasing the annual shadow load by 1.66% above current levels, which would result in a new annual total shadow load of 3.02%.

### Timing and Location of Net New Shadow from Proposed Project

Net new shadow from the proposed project would occur annually between approximately September 14 through March 28 and fall on most of the southern half of Franklin Square. Over the course of the affected period, net new shadow would be cast throughout the day. As shown by Figure 13, the times of year which would be most affected by project shadow would be during fall and winter in the mornings (between 8-10:30 a.m.).

The days of maximum net new square foot hours of shadow on the park due to the proposed project would occur on December 20 and 21st, when the proposed project's shadow would sweep across portions of the southern half of Franklin Square starting at 8:19 a.m. (the beginning of the daily analysis period) through 3:54 p.m. (the end of the daily analysis period) affecting pathways, landscape/grass areas, the adult fitness

<b>THEORETICAL ANNUAL AVAILABLE SUNLIGHT (TAAS) CALCULATION</b>	<b>FRANKLIN SQUARE</b>
Total plan area of Franklin Square	4.44 acres (193,327 sf)
Total hours of annual sunlight from 1-hr after sunrise through 1-hr before sunset	3721.4 hrs
Theoretical Annual Available Sunlight (plan area x hours of annual sunlight)	719,447,382 sfh

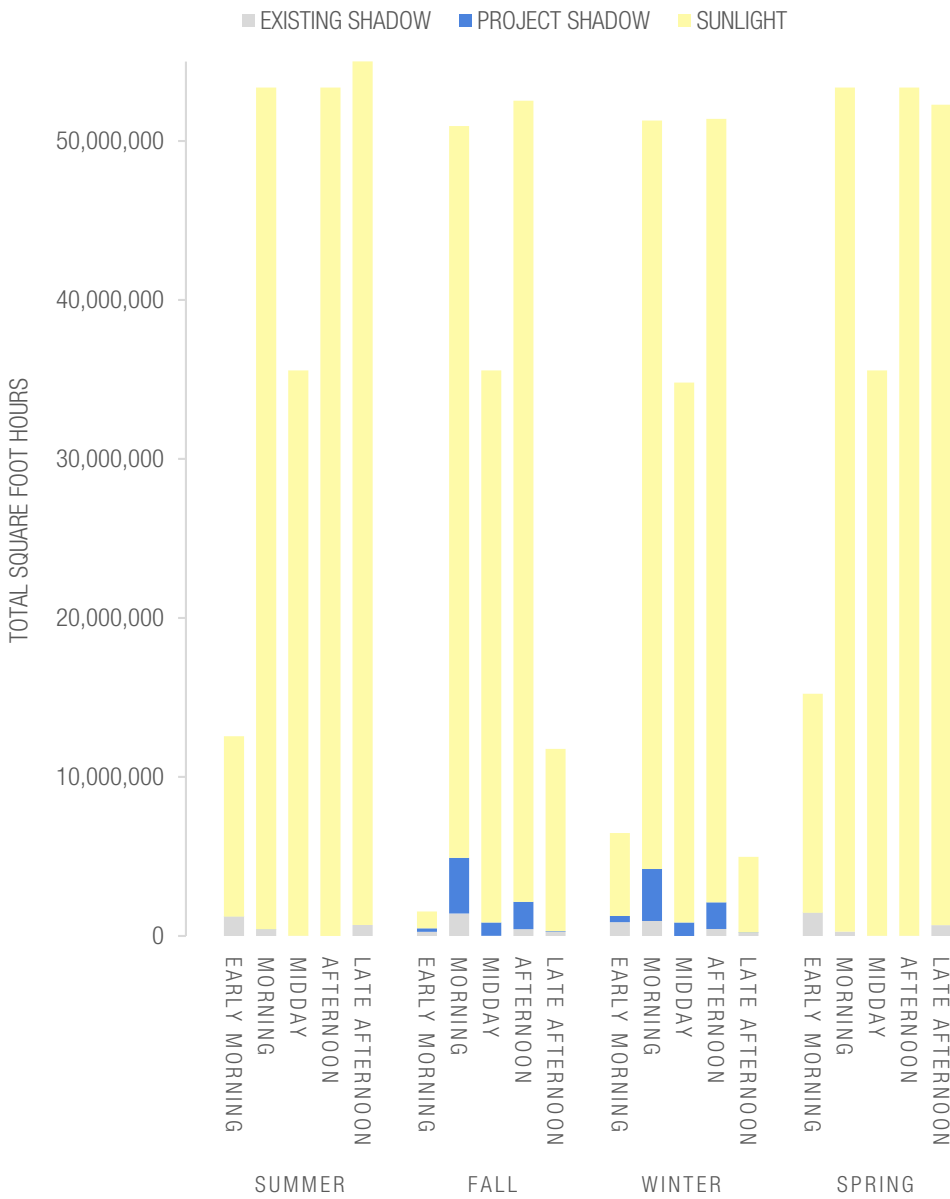
<b>EXISTING SHADOW CONDITIONS SUMMARY</b>	<b>FRANKLIN SQUARE</b>
Total annual existing shadow load (existing shadow sfh ÷ TAAS sfh)	1.36%
Total annual existing shadow in square-foot-hours (sfh)	9,812,985 sfh
Range in existing shadow area coverage throughout the year	Between 0% - 26%
Time of year / time of day most affected by existing shadow	Fall / Early Morning (before 8:00 AM)

<b>SFMTA POTRERO YARD NET NEW SHADOW SCENARIO SUMMARY</b>	<b>FRANKLIN SQUARE</b>
Annual net new project-only shadow load / total existing + project shadow load	1.66% / 3.02%
Annual net new sfh project shadow / total existing + project sfh	11,956,912 sfh / 21,769,897 sfh
Number of days annually when new shading from project would occur	Up to 196 days a year
Dates when net new shadow from project would be cast annually	September 14 - March 28
Date(s) with most annual sfh net new project shadow (shadow load / net new sfh)	December 20 & December 21
Time of year / time of day most affected by project net new shadow overall	Fall / Morning (8:00-11:00 AM)
Date(s) with largest shadow area from the project (area and time shadow occurs)	Dec 20/Dec 21 (56,153 sf @ 8:19 AM)
Range in project net new shadow percentage coverage (area range)	Between 0% - 29% (0 - 56,153 sf )
Average project net new shadow coverage on affected dates (shadow area)	6.12% (11,826 sf)
Date(s) with the longest duration of net new shadow (duration)	Oct 25/Feb 15 (8 hr 48 min +/- 0 min)
Range in daily project net new shadow duration (margin of error)	Between zero minutes up to 8 hr 48 min (+/- 0 min)
Average daily project net new shadow duration on affected dates	6 hr 13 min

<b>CUMULATIVE NET NEW SHADOW SCENARIO SUMMARY</b>	<b>FRANKLIN SQUARE</b>
Annual net new cumulative condition shadow load / total existing + cumulative shadow load	2.01% / 3.37%
Annual net new sfh cumulative shadow / total existing + cumulative sfh	14,469,398 sfh / 24,282,383 sfh
Number of days annually when new shading from cumulative would occur	Year-round
Dates when net new shadow from cumulative would be cast annually	All
Date(s) with most annual sfh net new cumulative shadow (shadow load / net new sfh)	December 20 & December 21
Time of year / time of day most affected by cumulative net new shadow overall	Fall / Morning (8:00-11:00 AM)
Date(s) with largest shadow area from the cumulative (area and time shadow occurs)	Dec 20/Dec 21 (56,153 sf @ 8:19 AM)
Range in cumulative net new shadow percentage coverage (area range)	Between 0% - 29% (0 - 56,153 sf )
Average cumulative net new shadow coverage on affected dates (shadow area)	6.45% (12,474 sf)
Date(s) with the longest duration of net new shadow (duration)	Oct 25/Feb 15 (8 hr 48 min +/- 0 min)
Range in daily cumulative net new shadow duration (margin of error)	Between 54 min up to 8 hr 48 min (+/- 0 min)
Average daily cumulative net new shadow duration on affected dates	3 hr 51 min

TABLE 2: Quantitative shadow breakdown for Franklin Square

## EXISTING/PROJECT SHADOW VS SUN CHART



SUMMER: Jun 21-Sep 20  
 FALL: Sep 21-Dec 20  
 WINTER: Dec 21-Mar 20  
 SPRING: Mar 21-Jun 20

EARLY MORNING: Before 8 a.m.  
 MORNING: 8 a.m. to 10:30 a.m.  
 MIDDAY: 10:30 a.m. to 1:30 p.m.  
 AFTERNOON: 1:30 p.m. to 4 p.m.  
 LATE AFTERNOON: After 4 p.m.

FIGURE 13: Sun and Shadow Levels by Time of Day and Season

area, the children’s play area and a small portion of the soccer field.

The dates with the single largest net new shadow area would also occur on December 20/21 when a 56,153-sf new shadow would be cast at 8:19 a.m. (see Figure 14, next page).

The duration of proposed project-generated net new shadow would also vary throughout the year, with net new shadow lasting up to 8 hours and 48 minutes (occurring on October 25 and February 15th).

### Increase in Shadow under Cumulative Conditions

Cumulative net new shadow from the proposed project combined with the other planned projects in the vicinity would result in an increase of 14,469,398 sfh of shadow on the park, or an additional 2,512,486 sfh as compared to an increase from the proposed project alone. This increase in sfh would result in total cumulative net new shadow load of 2.01%. The increase in shadow load relative to the project alone would be 0.35%. Table 2 additionally includes a breakdown of net new shadow for the cumulative shadow scenario.





FIGURE 14: Max net new project shadow on Franklin Square (Dec 20/21 at 8:19 am)

### Timing and Location of Net New Shadow Under Cumulative Conditions

Net new shadow under cumulative conditions would occur year-round with additional shadow cast across the northeastern portion of the park during afternoon hours.

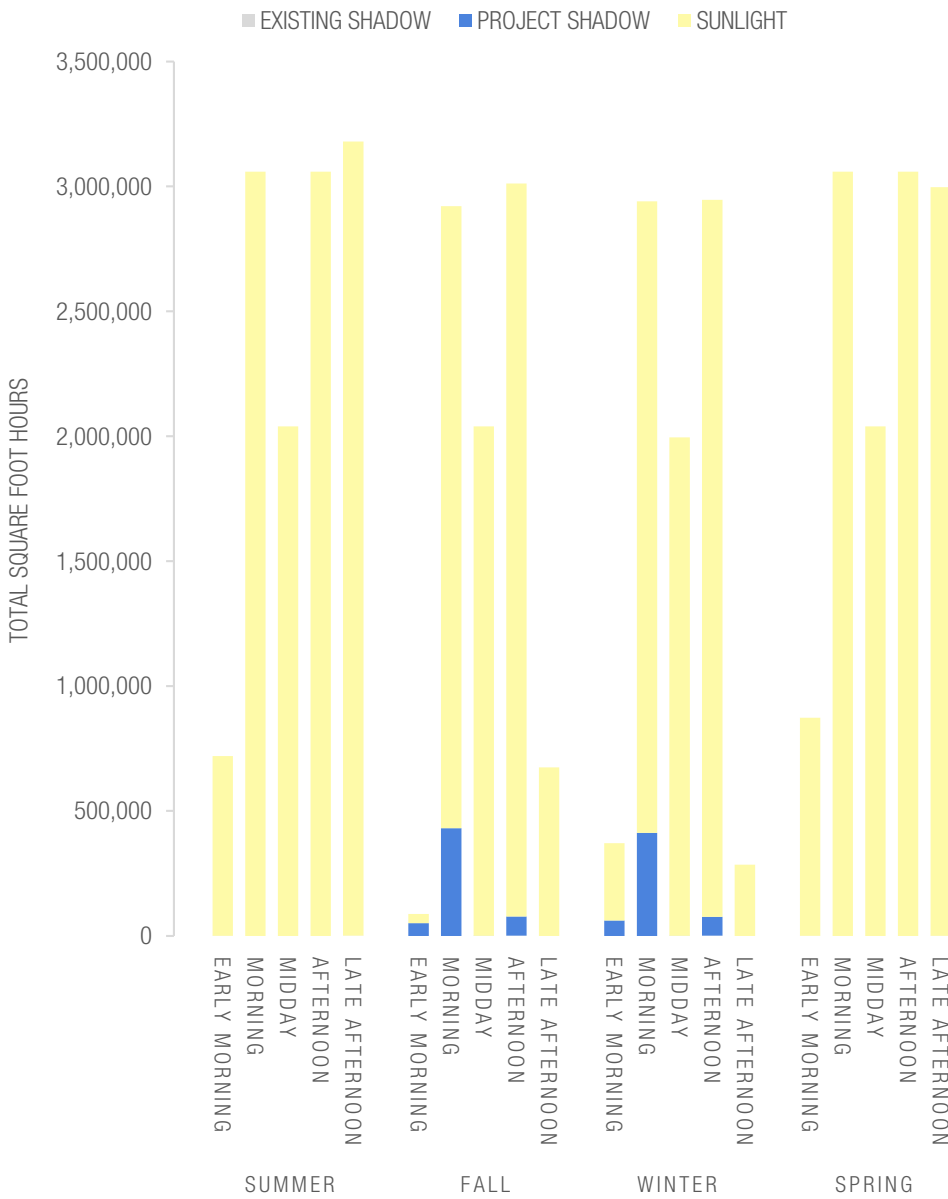
The days of maximum net new square foot hours of shadow on the park would also occur December 20th and 21st, when cumulative condition shadow would fall across the southern half of Franklin Square throughout the day, affecting pathways, landscape and grass areas, the adult fitness area, the children's play area and portions of the soccer field. Additional shadow from the 321 Florida Street cumulative project would also fall in the late afternoon across the northwestern corner of the park affecting pathways, landscape and grass areas, and a small portion of the soccer field.

The dates with the single largest net new shadow and date of longest shadow duration area due to cumulative conditions would be the same as the project conditions,

### Net New Shadow Effects on Children's Play Area

NOTE: While portions of parks are not typically broken out for individual analysis, due to the large size of the park overall relative to the smaller area of the children's play area where higher levels of project net new shadow would be cast, Planning has requested an additional focused analysis on this feature.

## EXISTING/PROJECT SHADOW VS SUN CHART



SUMMER: Jun 21-Sep 20  
 FALL: Sep 21-Dec 20  
 WINTER: Dec 21-Mar 20  
 SPRING: Mar 21-Jun 20

EARLY MORNING: Before 8 a.m.  
 MORNING: 8 a.m. to 10:30 a.m.  
 MIDDAY: 10:30 a.m. to 1:30 p.m.  
 AFTERNOON: 1:30 p.m. to 4 p.m.  
 LATE AFTERNOON: After 4 p.m.

FIGURE 15: Playground Sun and Shadow Levels by Time of Day and Season

As shown on Table 3 (next page), the children’s playground area is 11,075 square feet and currently has 3,237 annual square-foot-hours (sfh) of shadow. Based on a theoretical annual available sunlight (TAAS) of 41,214,393 sfh, the children’s playground area’s current annual shadow load is 0.01%. Under existing conditions, the children’s play area is predominantly unshaded throughout the day, with only very small amounts of shadow occurring around the edge of the play area in the early morning or late afternoon.

The proposed project would result in net new shadow falling on the children’s playground area, adding approximately 1,027,201 net new annual sfh of shadow and increasing the annual shadow load by 2.49% above current levels, which would result in a new annual total shadow load of 2.50%.

Net new shadow from the proposed project would occur annually between approximately September 28 through March 14 and affect all parts of the children’s playground area. Over the course of the affected period, net new shadow would be cast during a morning and occasionally an afternoon period but would not affect the playground during midday hours. As shown by Figure 15, the times of year which would be most affected by project shadow would be during fall and winter during in the mornings (between 8-10:30 a.m.).

The days of maximum net new square foot hours of shadow on the children’s

<b>THEORETICAL ANNUAL AVAILABLE SUNLIGHT (TAAS) CALCULATION</b>	<b>FRANKLIN SQUARE PLAYGROUND ONLY</b>
Total plan area of Franklin Square Playground Only	0.25 acres (11,075 sf)
Total hours of annual sunlight from 1-hr after sunrise through 1-hr before sunset	3721.4 hrs
Theoretical Annual Available Sunlight (plan area x hours of annual sunlight)	41,214,393 sfh

<b>EXISTING SHADOW CONDITIONS SUMMARY</b>	<b>FRANKLIN SQUARE PLAYGROUND ONLY</b>
Total annual existing shadow load (existing shadow sfh ÷ TAAS sfh)	0.01%
Total annual existing shadow in square-foot-hours (sfh)	3,237 sfh
Range in existing shadow area coverage throughout the year	Between 0% - 4%
Time of year / time of day most affected by existing shadow	Summer / Early Morning (before 8:00 AM)

<b>SFMTA POTRERO YARD NET NEW SHADOW SCENARIO SUMMARY</b>	<b>FRANKLIN SQUARE PLAYGROUND ONLY</b>
Annual net new project-only shadow load / total existing + project shadow load	2.49% / 2.50%
Annual net new sfh project shadow / total existing + project sfh	1,027,201 sfh / 1,030,438 sfh
Number of days annually when new shading from project would occur	Up to 168 days a year
Dates when net new shadow from project would be cast annually	September 28 - March 14
Date(s) with most annual sfh net new project shadow (shadow load / net new sfh)	December 20 & December 21
Time of year / time of day most affected by project net new shadow overall	Fall / Morning (8:00-11:00 AM)
Date(s) with largest shadow area from the project (area and time shadow occurs)	Nov 22/Jan 18 (11,075 sf @ 7:57 AM)
Range in project net new shadow percentage coverage (area range)	Between 0% - 100% (0 - 11,075 sf )
Average project net new shadow coverage on affected dates (shadow area)	30.67% (3,396 sf)
Date(s) with the longest duration of net new shadow (duration)	Dec 20/Dec 21 (5 hr 20 min +/- 14 min)
Range in daily project net new shadow duration (margin of error)	Between zero minutes up to 5 hr 20 min (+/- 14 min)
Average daily project net new shadow duration on affected dates	2 hr 28 min

<b>CUMULATIVE NET NEW SHADOW SCENARIO SUMMARY</b>	<b>FRANKLIN SQUARE PLAYGROUND ONLY</b>
Annual net new cumulative condition shadow load / total existing + cumulative shadow load	2.99% / 3.00%
Annual net new sfh cumulative shadow / total existing + cumulative sfh	1,230,674 sfh / 1,233,912 sfh
Number of days annually when new shading from cumulative would occur	Up to 349 days a year
Dates when net new shadow from cumulative would be cast annually	3/23 - 9/19 & 9/28 - 3/14
Date(s) with most annual sfh net new cumulative shadow (shadow load / net new sfh)	December 20 & December 21
Time of year / time of day most affected by cumulative net new shadow overall	Fall / Morning (8:00-11:00 AM)
Date(s) with largest shadow area from the cumulative (area and time shadow occurs)	Nov 22/Jan 18 (11,075 sf @ 7:57 AM)
Range in cumulative net new shadow percentage coverage (area range)	Between 0% - 100% (0 - 11,075 sf )
Average cumulative net new shadow coverage on affected dates (shadow area)	33.14% (3,670 sf)
Date(s) with the longest duration of net new shadow (duration)	Dec 20/Dec 21 (5 hr 20 min +/- 14 min)
Range in daily cumulative net new shadow duration (margin of error)	Between zero minutes up to 5 hr 20 min (+/- 14 min)
Average daily cumulative net new shadow duration on affected dates	1 hr 22 min

TABLE 3: Quantitative shadow breakdown for Franklin Square Playground

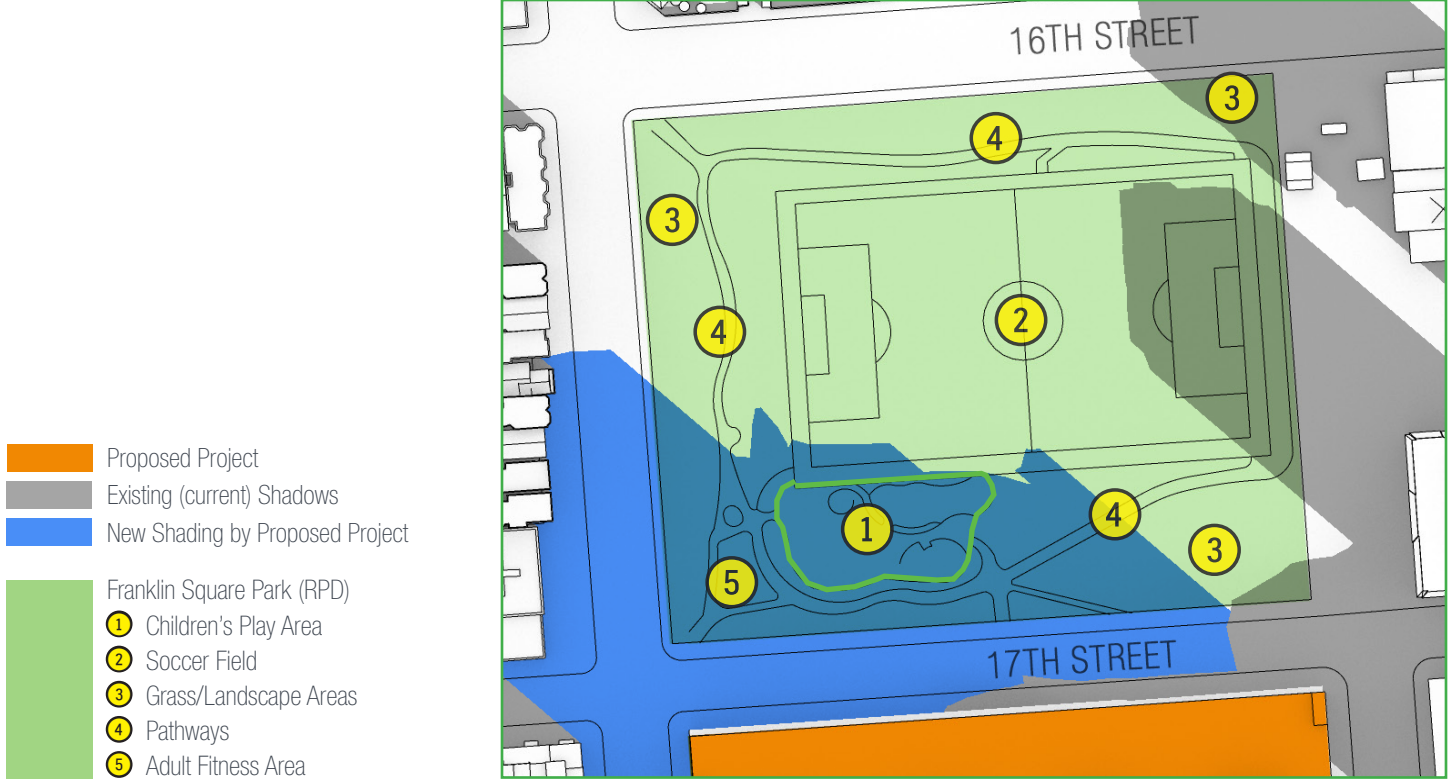


FIGURE 16: Max net new project shadow on Franklin Square Playground (Dec 20/21 at 8:30 am)

playground area due to the proposed project would occur on December 20 and 21st, when the proposed project’s shadow would affect the entire children’s playground area starting at 8:19 a.m. (the beginning of the daily analysis period) through approximately 11:15 a.m. then again starting at approximately 1:45 p.m. through 3:54 p.m. (the end of the daily analysis period). Net new shadow would cover the entire play area prior to 8:45 a.m. then recede southward throughout the rest of the morning affected period but only the southern portion of the playground area during the afternoon affected period.

The dates with the single largest net new project shadow area would also occur on December 20/21 when an 11,075-sf new shadow would be cast at 8:30 a.m. (see Figure 16). The duration of proposed project-generated net new shadow would also vary throughout the year, with net new shadow lasting up to approximately 5 hours and 20 minutes (also occurring on December 20/21). As shown on Table 3 (next page), the children’s playground area is 11,084 square feet and currently has 8,532 annual square-foot-hours (sfh) of shadow. Based on a theoretical annual available sunlight (TAAS) of 41,248,146 sfh, the children’s playground area’s current annual shadow load is 0.02%. Under existing conditions, the children’s play area is predominately unshaded throughout the day, with only very small amounts of shadow occurring around the edge of the play area in the early morning or late afternoon.

The proposed project would result in net new shadow falling on the children’s playground area, adding approximately 1,026,693 net new annual sfh of shadow and increasing the annual shadow load by 2.49% above current levels, which would result in a new annual total shadow load of 2.51%.

Net new shadow from the proposed project would occur annually between approximately September 28 through March 14 and affect all parts of the children's playground area. Over the course of the affected period, net new shadow would be cast throughout the day. As shown by Figure 12, the times of year which would be most affected by project shadow would be during fall and winter during in the mornings (between 8-10:30 a.m.).

The days of maximum net new square foot hours of shadow on the children's playground area due to the proposed project would occur on December 20 and 21st, when the proposed project's shadow would affect the entire children's playground area starting at 8:19 a.m. (the beginning of the daily analysis period) through approximately 11:15 a.m. then again starting at approximately 1:45 p.m. through 3:54 p.m. (the end of the daily analysis period). Net new shadow would affect the entire play area during the early portions of the morning affected period but only the southern portion of the playground area during the afternoon affected period.

The dates with the single largest net new project shadow area would also occur on December 20/21 when a 50,468-sf new shadow would be cast at 8:30 a.m. (see Figure 13). The duration of proposed project-generated net new shadow would also vary throughout the year, with net new shadow lasting up to approximately 5 hours and 20 minutes (also occurring on December 20/21).

Cumulative net new shadow from the proposed project combined with the other planned projects in the vicinity would result in an increase of 1,230,674 sfh of shadow on the children's play area, or an additional 203,473 sfh as compared to an increase from the proposed project's net new shadow alone. This increase in sfh would result in total cumulative net new shadow load of 2.99%. The increase in shadow load relative to the project alone would be 0.50%. Table 3 additionally includes a breakdown of net new shadow for the cumulative shadow scenario.

## Observed Uses of Franklin Square Park

Within the six 30-minute observation periods conducted by Prevision Design on February 27th and March 1st, 2020, the number of users present in the park over the course of half an hour ranged from 39 to 176 people. The two principal destinations of park users appeared to be the soccer field and the children's play area. Users of the soccer field (both as game participants and observers) accounted for most park users across all observations--between half and three quarters of all users of Franklin square. The children's play area was also observed to be used across all visits, from a low count of one user on the weekday afternoon visit to a high of 18 users (six adults and 12 children) observed on the weekend morning visit. Other areas of the park such as the pathways, lawns and landscaped areas and adult fitness areas were less actively used or used for transitory purposes such as walking to the soccer field or for jogging. Observed

peak use on March 1st corresponded to a ratio of 1,098 sf of park area per user. See Table 4 for a park observation summary and Table 4A for a breakout of these totals detailing only the children’s playground users.

OBSERVATION TIME	DATE OF VISIT	PARK USERS	TEMP - WEATHER
Weekday Morning	2/27/2020	39	54° F – Mostly Cloudy
Weekday Midday	2/27/2020	48	62° F – Mostly Cloudy
Weekday Afternoon	2/27/2020	124	66° F – Mostly Cloudy
Weekend Morning	3/1/2020	176	50° F – Mostly Cloudy
Weekend Midday	3/1/2020	159	53° F – Cloudy
Weekend Afternoon	3/1/2020	106	56° F – Cloudy

TABLE 4: Franklin Square Park Use Observations

OBSERVATION TIME	DATE OF VISIT	PLAYGROUND USERS	TEMP - WEATHER
Weekday Morning	2/27/2020	5	54° F – Mostly Cloudy
Weekday Midday	2/27/2020	11	62° F – Mostly Cloudy
Weekday Afternoon	2/27/2020	1	66° F – Mostly Cloudy
Weekend Morning	3/1/2020	18	50° F – Mostly Cloudy
Weekend Midday	3/1/2020	13	53° F – Cloudy
Weekend Afternoon	3/1/2020	5	56° F – Cloudy

TABLE 4A: Children’s Playground Use Observations

Overall, observed peak use at the park occurred during weekend morning and midday hours. The observed intensity of use varied between the observation times but could be characterized as high for the soccer field, moderate for the children’s playground (See Table 4A) and low for other park features.

While not directly observed by Prevision Design, based on a survey conducted by RPD the New School (K-12 school) uses Franklin Square for outdoor recreation activities on a regular basis during weekdays for up to 4 hours/day. Additionally, Sweet Peas Preschool (2730 17th Street) and Project Commotion (2095 Harrison Street) are nearby preschools that use the park almost daily.

### The Value of Sunlight

The portions of Franklin Square that would likely be sensitive to the addition of new shadow would be those elements that are fixed in location, conducive to more stationary activities (users remain in one area rather than pass through) and are observed to be well used by the public. Based on the use observations performed, the children’s play area would likely qualify as the most sensitive area per the criteria established above.

All of the children's play area would receive additional net new shadow from the project at certain times, as further discussed below.

## Project Shadow Characteristics

Throughout the year, net new shadow due to the proposed project would occur in the southern half of the park (see Exhibit A), with net new shadow (when occurring) being present for up to a maximum duration of 8 hours and 48 minutes. The largest net new shadow area would be 50,468 sf, representing approximately 26% of the total park area. The date(s) which have the maximum amount of net new shadow throughout the day are December 20th & 21st where shadows would be present across the southwestern corner of the park at 8:19 a.m. and move across the park from west to east (while also retreating to the south until midday, then encroaching northward throughout the afternoon).

The children's play area would receive morning shadow from the project during the early morning period, with shadow leaving the area no later than 11am then returning at around 2pm and sweeping across the southwest corner of the playground through the afternoon. A small corner of the soccer field would be affected for a shorter duration, 30 minutes or less also at the beginning of the daily analysis period. Based on use observations, the children's playground was used across all observation visits, with slightly elevated usage around the morning and midday periods as compared to the afternoon observation visits, so it is likely that the presence of new shadow would be noticed by users of the park particularly during the morning periods across the affected fall and winter dates. Soccer field usage was observed to be high during the weekend observation, however the small area affected would not have had a likely effect on the uses observed.

The landscape and grassy areas as well as the adult fitness area along the southern edge of the park would receive more project shadow and for a longer duration, however these areas were observed to have substantially lower levels of use and could be characterized as somewhat less sensitive to the addition of net new shadow due to the observed levels and nature of their uses.

Exhibits B through D graphically illustrate shadow conditions at hourly intervals throughout the day between the Section 295 analysis times at the Summer Solstice (June 21), approximate Vernal and Autumnal Equinoxes (March 22 / September 20), and the Winter Solstice / Day of Maximum Net New Shadow (December 20).

## Cumulative Condition Shadow Characteristics

Throughout the year, net new cumulative shadow would occur in areas affected by the project but additionally along the western third of the park primarily due to the proposed 321 Florida Street project (and to a very small extent the 2435-2445 16th Street project). This additional net new cumulative shadow (when occurring) would fall in the western 1/3 of the park, would be present for 55 minutes on average and would last for up to a maximum duration of one hour and 11 minutes. The largest net new shadow area attributable to the 321 Florida St would be 26,903 sf, representing approximately 14% of the total park area. Shadow from 1850 Bryant Street would also reach the park but only affect a very small area in the southwestern corner of the park during winter afternoons for less than one hour.

With respect to the more sensitive receptor areas, additional net new shadows from cumulative projects would encroach on western edge of the park around 6:15 p.m. reach the edge of the children's play area around 7pm and would affect up to half of the play area for approximately half an hour (between this time and the end of the daily analysis period). Afternoon observation periods showed reduced activity at this time of day but as shadows from existing development are also moving toward the playground at this time, visitors to the playground area during this time of day would experience the addition of cumulative shadow as the arrival of shadow on portions of the playground 20-30 minutes earlier than experienced under current conditions.

The western edge of the soccer field would also receive additional net new cumulative shadow, but for a short duration (15 minutes or less) in the late afternoon or early evening. Due to the short duration and small area affected, it is unlikely this shadow would affect the uses on the field as observed. ■



## EXHIBIT A: AGGREGATE SHADOWFAN DIAGRAM

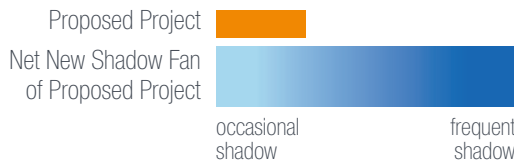
A1 - Annual net new shadow locations from the proposed project

Diagram showing extents of all areas receiving net new shadow from the proposed project at *some* point during the year.

# A1


## SFMTA POTRERO YARD

Full year net new shadow fan diagram factoring in the presence of existing shadows



### SHADOW FAN DIAGRAM AFFECTED AREAS DURING SECTION 295 TIMES

# FULL YEAR



## **EXHIBIT B: SHADOW DIAGRAMS ON SUMMER SOLSTICE**

B1 - June 21

Diagrams at one hour intervals starting one hour after sunrise to one hour prior to sunset.

# B1.1

## SFMTA POTRERO YARD

Shadow diagrams on the Summer Solstice



**SUMMER SOLSTICE  
JUNE 21**

**6:46 AM**

- Proposed Project
- Existing (current) Shadows
- New Shading by Proposed Project
- New Shading from Cumulative Projects

- Franklin Square Park (RPD)
- 1 Children's Play Area
- 2 Soccer Field
- 3 Grass/Landscape Areas
- 4 Pathways
- 5 Adult Fitness Area

- Cumulative Projects
- 1 2435-2445 16th Street
- 2 321 Florida Street
- 3 1850 Bryant Street
- 4 333-335 Potrero Avenue

# B1.2





## SFMTA POTRERO YARD

Shadow diagrams on the Summer Solstice



**SUMMER SOLSTICE  
JUNE 21**

**7:00 AM**

-  Proposed Project
-  Existing (current) Shadows
-  New Shading by Proposed Project
-  New Shading from Cumulative Projects

-  Franklin Square Park (RPD)
  -  Children's Play Area
  -  Soccer Field
  -  Grass/Landscape Areas
  -  Pathways
  -  Adult Fitness Area

-  Cumulative Projects
  -  2435-2445 16th Street
  -  321 Florida Street
  -  1850 Bryant Street
  -  333-335 Potrero Avenue

# B1.3

## SFMTA POTRERO YARD

Shadow diagrams on the Summer Solstice



**SUMMER SOLSTICE  
JUNE 21**

**8:00 AM**

- Proposed Project
- Existing (current) Shadows
- New Shading by Proposed Project
- New Shading from Cumulative Projects

- Franklin Square Park (RPD)
- 1 Children's Play Area
- 2 Soccer Field
- 3 Grass/Landscape Areas
- 4 Pathways
- 5 Adult Fitness Area

- Cumulative Projects
- 1 2435-2445 16th Street
- 2 321 Florida Street
- 3 1850 Bryant Street
- 4 333-335 Potrero Avenue

# B1.4





## SFMTA POTRERO YARD

Shadow diagrams on the Summer Solstice




**SUMMER SOLSTICE  
JUNE 21**

**9:00 AM**

-  Proposed Project
-  Existing (current) Shadows
-  New Shading by Proposed Project
-  New Shading from Cumulative Projects

-  Franklin Square Park (RPD)
  -  Children's Play Area
  -  Soccer Field
  -  Grass/Landscape Areas
  -  Pathways
  -  Adult Fitness Area

-  Cumulative Projects
  -  2435-2445 16th Street
  -  321 Florida Street
  -  1850 Bryant Street
  -  333-335 Potrero Avenue

# B1.5

## SFMTA POTRERO YARD

Shadow diagrams on the Summer Solstice



**SUMMER SOLSTICE  
JUNE 21**

**10:00 AM**

- Proposed Project
- Existing (current) Shadows
- New Shading by Proposed Project
- New Shading from Cumulative Projects

- Franklin Square Park (RPD)
- 1 Children's Play Area
- 2 Soccer Field
- 3 Grass/Landscape Areas
- 4 Pathways
- 5 Adult Fitness Area

- Cumulative Projects
- 1 2435-2445 16th Street
- 2 321 Florida Street
- 3 1850 Bryant Street
- 4 333-335 Potrero Avenue



# B1.6




## SFMTA POTRERO YARD

Shadow diagrams on the Summer Solstice



**SUMMER SOLSTICE  
JUNE 21**

**11:00 AM**

-  Proposed Project
-  Existing (current) Shadows
-  New Shading by Proposed Project
-  New Shading from Cumulative Projects

-  Franklin Square Park (RPD)
  -  Children's Play Area
  -  Soccer Field
  -  Grass/Landscape Areas
  -  Pathways
  -  Adult Fitness Area

-  Cumulative Projects
  -  2435-2445 16th Street
  -  321 Florida Street
  -  1850 Bryant Street
  -  333-335 Potrero Avenue

# B1.7

## SFMTA POTRERO YARD

Shadow diagrams on the Summer Solstice



**SUMMER SOLSTICE  
JUNE 21**

**12:00 PM**

- Proposed Project
- Existing (current) Shadows
- New Shading by Proposed Project
- New Shading from Cumulative Projects

- Franklin Square Park (RPD)
- 1 Children's Play Area
- 2 Soccer Field
- 3 Grass/Landscape Areas
- 4 Pathways
- 5 Adult Fitness Area

- Cumulative Projects
- 1 2435-2445 16th Street
- 2 321 Florida Street
- 3 1850 Bryant Street
- 4 333-335 Potrero Avenue

# B1.8




## SFMTA POTRERO YARD

Shadow diagrams on the Summer Solstice



**SUMMER SOLSTICE  
JUNE 21**

**1:00 PM**

-  Proposed Project
-  Existing (current) Shadows
-  New Shading by Proposed Project
-  New Shading from Cumulative Projects

-  Franklin Square Park (RPD)
  -  Children's Play Area
  -  Soccer Field
  -  Grass/Landscape Areas
  -  Pathways
  -  Adult Fitness Area

-  Cumulative Projects
  -  2435-2445 16th Street
  -  321 Florida Street
  -  1850 Bryant Street
  -  333-335 Potrero Avenue

# B1.9





## SFMTA POTRERO YARD

Shadow diagrams on the Summer Solstice



**SUMMER SOLSTICE  
JUNE 21**

**2:00 PM**

-  Proposed Project
-  Existing (current) Shadows
-  New Shading by Proposed Project
-  New Shading from Cumulative Projects

-  Franklin Square Park (RPD)
  -  Children's Play Area
  -  Soccer Field
  -  Grass/Landscape Areas
  -  Pathways
  -  Adult Fitness Area

-  Cumulative Projects
  -  2435-2445 16th Street
  -  321 Florida Street
  -  1850 Bryant Street
  -  333-335 Potrero Avenue



# B1.10 SFMTA POTRERO YARD

Shadow diagrams on the Summer Solstice



**SUMMER SOLSTICE  
JUNE 21**

**3:00 PM**

-  Proposed Project
-  Existing (current) Shadows
-  New Shading by Proposed Project
-  New Shading from Cumulative Projects

-  Franklin Square Park (RPD)
-  1 Children's Play Area
-  2 Soccer Field
-  3 Grass/Landscape Areas
-  4 Pathways
-  5 Adult Fitness Area

-  Cumulative Projects
-  1 2435-2445 16th Street
-  2 321 Florida Street
-  3 1850 Bryant Street
-  4 333-335 Potrero Avenue

# B1.11 SFMTA POTRERO YARD

Shadow diagrams on the Summer Solstice



SUMMER SOLSTICE  
JUNE 21

4:00 PM

- Proposed Project
- Existing (current) Shadows
- New Shading by Proposed Project
- New Shading from Cumulative Projects

- Franklin Square Park (RPD)
- 1 Children's Play Area
- 2 Soccer Field
- 3 Grass/Landscape Areas
- 4 Pathways
- 5 Adult Fitness Area

- Cumulative Projects
- 1 2435-2445 16th Street
- 2 321 Florida Street
- 3 1850 Bryant Street
- 4 333-335 Potrero Avenue

# B1.12 SFMTA POTRERO YARD

Shadow diagrams on the Summer Solstice



**SUMMER SOLSTICE  
JUNE 21**

**5:00 PM**

- Proposed Project
- Existing (current) Shadows
- New Shading by Proposed Project
- New Shading from Cumulative Projects

- Franklin Square Park (RPD)
- 1 Children's Play Area
- 2 Soccer Field
- 3 Grass/Landscape Areas
- 4 Pathways
- 5 Adult Fitness Area

- Cumulative Projects
- 1 2435-2445 16th Street
- 2 321 Florida Street
- 3 1850 Bryant Street
- 4 333-335 Potrero Avenue




# B1.13 SFMTA POTRERO YARD

Shadow diagrams on the Summer Solstice






**SUMMER SOLSTICE  
JUNE 21**

**6:00 PM**

-  Proposed Project
-  Existing (current) Shadows
-  New Shading by Proposed Project
-  New Shading from Cumulative Projects

-  Franklin Square Park (RPD)
  -  Children's Play Area
  -  Soccer Field
  -  Grass/Landscape Areas
  -  Pathways
  -  Adult Fitness Area

-  Cumulative Projects
  -  2435-2445 16th Street
  -  321 Florida Street
  -  1850 Bryant Street
  -  333-335 Potrero Avenue






# B1.14 SFMTA POTRERO YARD

Shadow diagrams on the Summer Solstice



SUMMER SOLSTICE  
JUNE 21

7:00 PM

-  Proposed Project
-  Existing (current) Shadows
-  New Shading by Proposed Project
-  New Shading from Cumulative Projects

-  Franklin Square Park (RPD)
  -  Children's Play Area
  -  Soccer Field
  -  Grass/Landscape Areas
  -  Pathways
  -  Adult Fitness Area

-  Cumulative Projects
  -  2435-2445 16th Street
  -  321 Florida Street
  -  1850 Bryant Street
  -  333-335 Potrero Avenue





# B1.15 SFMTA POTRERO YARD

Shadow diagrams on the Summer Solstice





SUMMER SOLSTICE  
JUNE 21

7:36 PM

-  Proposed Project
-  Existing (current) Shadows
-  New Shading by Proposed Project
-  New Shading from Cumulative Projects

-  Franklin Square Park (RPD)
  -  Children's Play Area
  -  Soccer Field
  -  Grass/Landscape Areas
  -  Pathways
  -  Adult Fitness Area

-  Cumulative Projects
  -  2435-2445 16th Street
  -  321 Florida Street
  -  1850 Bryant Street
  -  333-335 Potrero Avenue

## **EXHIBIT C: SHADOW DIAGRAMS NEAR EQUINOXES**

C1 - September 20 (Autumnal), March 22 (Vernal) similar

Diagrams at one hour intervals starting one hour after sunrise to one hour prior to sunset.

# C1.1





## SFMTA POTRERO YARD

Shadow diagrams on the Fall Equinox (Spring sim)



FALL EQUINOX (SPRING SIM)  
SEPTEMBER 20 & MARCH 22

7:57 AM

-  Proposed Project
-  Existing (current) Shadows
-  New Shading by Proposed Project
-  New Shading from Cumulative Projects

-  Franklin Square Park (RPD)
  -  Children's Play Area
  -  Soccer Field
  -  Grass/Landscape Areas
  -  Pathways
  -  Adult Fitness Area

-  Cumulative Projects
  -  2435-2445 16th Street
  -  321 Florida Street
  -  1850 Bryant Street
  -  333-335 Potrero Avenue

# C1.2





## SFMTA POTRERO YARD

Shadow diagrams on the Fall Equinox (Spring sim)



FALL EQUINOX (SPRING SIM)  
SEPTEMBER 20 & MARCH 22

8:00 AM

-  Proposed Project
-  Existing (current) Shadows
-  New Shading by Proposed Project
-  New Shading from Cumulative Projects

-  Franklin Square Park (RPD)
  -  Children's Play Area
  -  Soccer Field
  -  Grass/Landscape Areas
  -  Pathways
  -  Adult Fitness Area

-  Cumulative Projects
  -  2435-2445 16th Street
  -  321 Florida Street
  -  1850 Bryant Street
  -  333-335 Potrero Avenue

# C1.3

## SFMTA POTRERO YARD

Shadow diagrams on the Fall Equinox (Spring sim)



FALL EQUINOX (SPRING SIM)  
SEPTEMBER 20 & MARCH 22

9:00 AM

- Proposed Project
- Existing (current) Shadows
- New Shading by Proposed Project
- New Shading from Cumulative Projects

- Franklin Square Park (RPD)
- 1 Children's Play Area
- 2 Soccer Field
- 3 Grass/Landscape Areas
- 4 Pathways
- 5 Adult Fitness Area

- Cumulative Projects
- 1 2435-2445 16th Street
- 2 321 Florida Street
- 3 1850 Bryant Street
- 4 333-335 Potrero Avenue

# C1.4





## SFMTA POTRERO YARD

Shadow diagrams on the Fall Equinox (Spring sim)




FALL EQUINOX (SPRING SIM)  
SEPTEMBER 20 & MARCH 22

# 10:00 AM

-  Proposed Project
-  Existing (current) Shadows
-  New Shading by Proposed Project
-  New Shading from Cumulative Projects

-  Franklin Square Park (RPD)
  -  Children's Play Area
  -  Soccer Field
  -  Grass/Landscape Areas
  -  Pathways
  -  Adult Fitness Area

-  Cumulative Projects
  -  2435-2445 16th Street
  -  321 Florida Street
  -  1850 Bryant Street
  -  333-335 Potrero Avenue

# C1.5

## SFMTA POTRERO YARD

Shadow diagrams on the Fall Equinox (Spring sim)





FALL EQUINOX (SPRING SIM)  
SEPTEMBER 20 & MARCH 22

# 11:00 AM

-  Proposed Project
-  Existing (current) Shadows
-  New Shading by Proposed Project
-  New Shading from Cumulative Projects

-  Franklin Square Park (RPD)
  -  Children's Play Area
  -  Soccer Field
  -  Grass/Landscape Areas
  -  Pathways
  -  Adult Fitness Area

-  Cumulative Projects
  -  2435-2445 16th Street
  -  321 Florida Street
  -  1850 Bryant Street
  -  333-335 Potrero Avenue



# C1.6




## SFMTA POTRERO YARD

Shadow diagrams on the Fall Equinox (Spring sim)



FALL EQUINOX (SPRING SIM)  
SEPTEMBER 20 & MARCH 22

# 12:00 PM

-  Proposed Project
-  Existing (current) Shadows
-  New Shading by Proposed Project
-  New Shading from Cumulative Projects

-  Franklin Square Park (RPD)
  -  Children's Play Area
  -  Soccer Field
  -  Grass/Landscape Areas
  -  Pathways
  -  Adult Fitness Area

-  Cumulative Projects
  -  2435-2445 16th Street
  -  321 Florida Street
  -  1850 Bryant Street
  -  333-335 Potrero Avenue

# C1.7





## SFMTA POTRERO YARD

Shadow diagrams on the Fall Equinox (Spring sim)




FALL EQUINOX (SPRING SIM)  
SEPTEMBER 20 & MARCH 22

# 1:00 PM

-  Proposed Project
-  Existing (current) Shadows
-  New Shading by Proposed Project
-  New Shading from Cumulative Projects

-  Franklin Square Park (RPD)
  -  Children's Play Area
  -  Soccer Field
  -  Grass/Landscape Areas
  -  Pathways
  -  Adult Fitness Area

-  Cumulative Projects
  -  2435-2445 16th Street
  -  321 Florida Street
  -  1850 Bryant Street
  -  333-335 Potrero Avenue

# C1.8




## SFMTA POTRERO YARD

Shadow diagrams on the Fall Equinox (Spring sim)



**FALL EQUINOX (SPRING SIM)  
SEPTEMBER 20 & MARCH 22**

# 2:00 PM

-  Proposed Project
-  Existing (current) Shadows
-  New Shading by Proposed Project
-  New Shading from Cumulative Projects

-  Franklin Square Park (RPD)
  -  Children's Play Area
  -  Soccer Field
  -  Grass/Landscape Areas
  -  Pathways
  -  Adult Fitness Area

-  Cumulative Projects
  -  2435-2445 16th Street
  -  321 Florida Street
  -  1850 Bryant Street
  -  333-335 Potrero Avenue

# C1.9





## SFMTA POTRERO YARD

Shadow diagrams on the Fall Equinox (Spring sim)



**FALL EQUINOX (SPRING SIM)  
SEPTEMBER 20 & MARCH 22**

**3:00 PM**

-  Proposed Project
-  Existing (current) Shadows
-  New Shading by Proposed Project
-  New Shading from Cumulative Projects

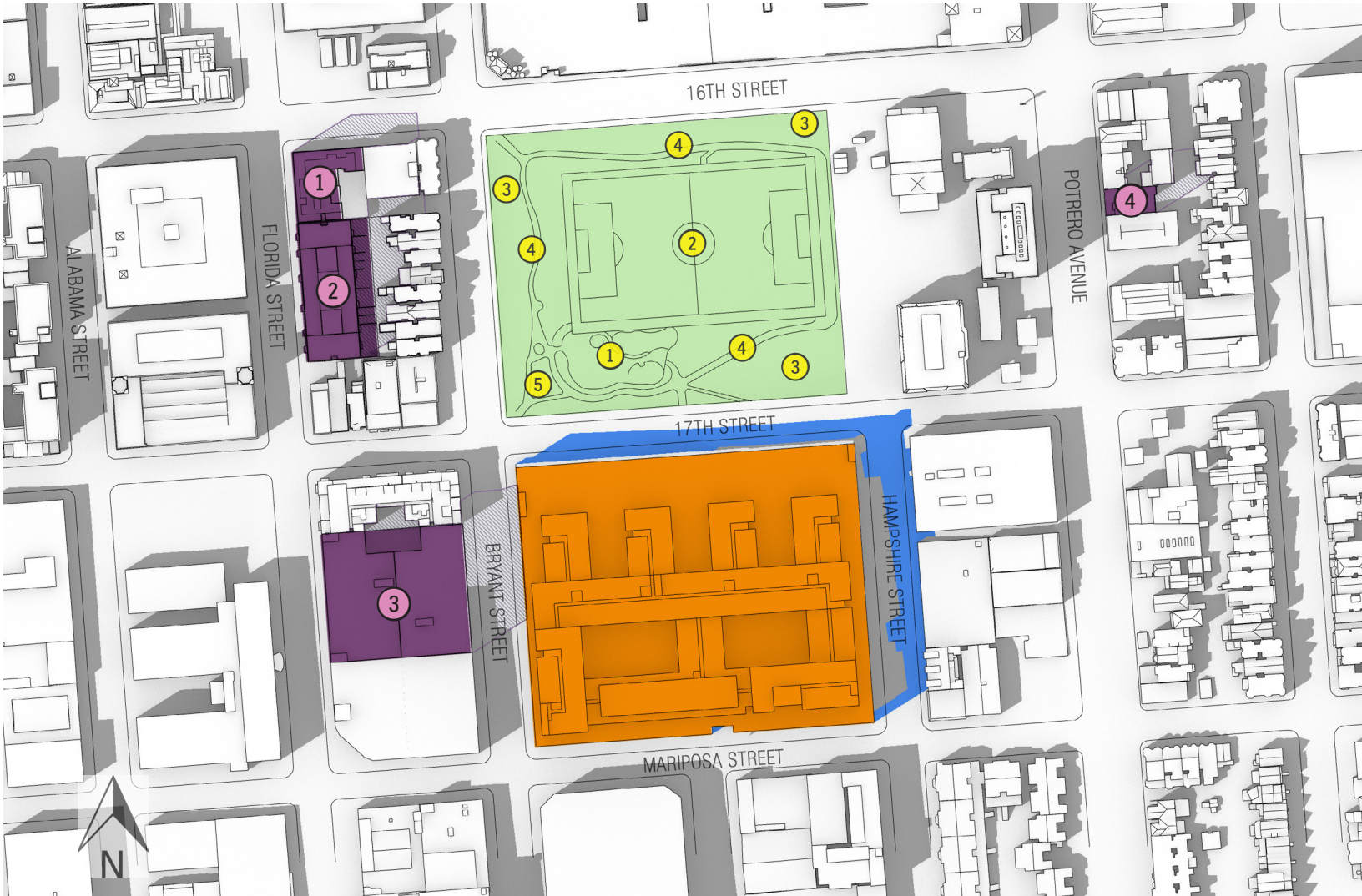
-  Franklin Square Park (RPD)
-  1 Children's Play Area
-  2 Soccer Field
-  3 Grass/Landscape Areas
-  4 Pathways
-  5 Adult Fitness Area

-  Cumulative Projects
-  1 2435-2445 16th Street
-  2 321 Florida Street
-  3 1850 Bryant Street
-  4 333-335 Potrero Avenue

# C1.10





## SFMTA POTRERO YARD

Shadow diagrams on the Fall Equinox (Spring sim)



FALL EQUINOX (SPRING SIM)  
SEPTEMBER 20 & MARCH 22

# 4:00 PM

-  Proposed Project
-  Existing (current) Shadows
-  New Shading by Proposed Project
-  New Shading from Cumulative Projects

-  Franklin Square Park (RPD)
  -  Children's Play Area
  -  Soccer Field
  -  Grass/Landscape Areas
  -  Pathways
  -  Adult Fitness Area

-  Cumulative Projects
  -  2435-2445 16th Street
  -  321 Florida Street
  -  1850 Bryant Street
  -  333-335 Potrero Avenue

# C1.11


## SFMTA POTRERO YARD

Shadow diagrams on the Fall Equinox (Spring sim)



FALL EQUINOX (SPRING SIM)  
SEPTEMBER 20 & MARCH 22

5:00 PM

-  Proposed Project
-  Existing (current) Shadows
-  New Shading by Proposed Project
-  New Shading from Cumulative Projects

-  Franklin Square Park (RPD)
  -  Children's Play Area
  -  Soccer Field
  -  Grass/Landscape Areas
  -  Pathways
  -  Adult Fitness Area

-  Cumulative Projects
  -  2435-2445 16th Street
  -  321 Florida Street
  -  1850 Bryant Street
  -  333-335 Potrero Avenue

# C1.12

## SFMTA POTRERO YARD

Shadow diagrams on the Fall Equinox (Spring sim)



FALL EQUINOX (SPRING SIM)  
SEPTEMBER 20 & MARCH 22

# 6:00 PM

-  Proposed Project
-  Existing (current) Shadows
-  New Shading by Proposed Project
-  New Shading from Cumulative Projects

-  Franklin Square Park (RPD)
  -  Children's Play Area
  -  Soccer Field
  -  Grass/Landscape Areas
  -  Pathways
  -  Adult Fitness Area

-  Cumulative Projects
  -  2435-2445 16th Street
  -  321 Florida Street
  -  1850 Bryant Street
  -  333-335 Potrero Avenue

# C1.13



## SFMTA POTRERO YARD

Shadow diagrams on the Fall Equinox (Spring sim)



FALL EQUINOX (SPRING SIM)  
SEPTEMBER 20 & MARCH 22

# 6:09 PM

-  Proposed Project
-  Existing (current) Shadows
-  New Shading by Proposed Project
-  New Shading from Cumulative Projects

-  Franklin Square Park (RPD)
  -  Children's Play Area
  -  Soccer Field
  -  Grass/Landscape Areas
  -  Pathways
  -  Adult Fitness Area

-  Cumulative Projects
  -  2435-2445 16th Street
  -  321 Florida Street
  -  1850 Bryant Street
  -  333-335 Potrero Avenue



## **EXHIBIT D: SHADOW DIAGRAMS ON WINTER SOLSTICE (ALSO DATE OF MAX NET NEW SHADOW)**

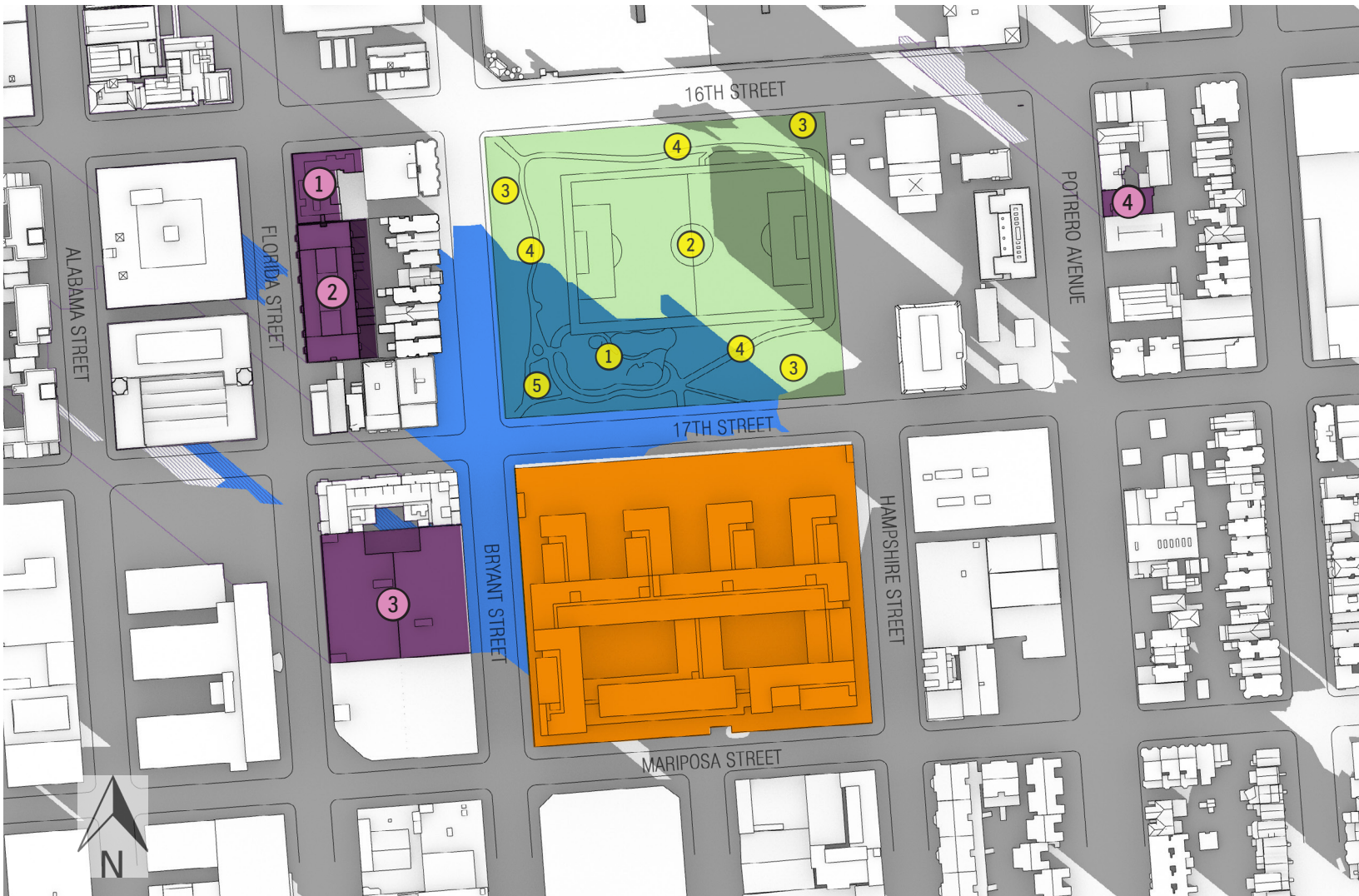
D1 - December 20/21

Diagrams at one hour intervals starting one hour after sunrise to one hour prior to sunset plus additional graphics provided at 15-minute intervals at times shadow is present in the park..

# D1.1





## SFMTA POTRERO YARD

Shadow diagrams on the Winter Solstice



**WINTER SOLSTICE  
DECEMBER 20 & DECEMBER 21**

# 8:19 AM

-  Proposed Project
-  Existing (current) Shadows
-  New Shading by Proposed Project
-  New Shading from Cumulative Projects

-  Franklin Square Park (RPD)
  -  Children's Play Area
  -  Soccer Field
  -  Grass/Landscape Areas
  -  Pathways
  -  Adult Fitness Area

-  Cumulative Projects
  -  2435-2445 16th Street
  -  321 Florida Street
  -  1850 Bryant Street
  -  333-335 Potrero Avenue

# D1.2

## SFMTA POTRERO YARD

Shadow diagrams on the Winter Solstice



WINTER SOLSTICE  
DECEMBER 20 & DECEMBER 21

# 8:30 AM

- Proposed Project
- Existing (current) Shadows
- New Shading by Proposed Project
- New Shading from Cumulative Projects

- Franklin Square Park (RPD)
- 1 Children's Play Area
- 2 Soccer Field
- 3 Grass/Landscape Areas
- 4 Pathways
- 5 Adult Fitness Area

- Cumulative Projects
- 1 2435-2445 16th Street
- 2 321 Florida Street
- 3 1850 Bryant Street
- 4 333-335 Potrero Avenue

# D1.3

## SFMTA POTRERO YARD

Shadow diagrams on the Winter Solstice



**WINTER SOLSTICE  
DECEMBER 20 & DECEMBER 21**

**8:45 AM**

- Proposed Project
- Existing (current) Shadows
- New Shading by Proposed Project
- New Shading from Cumulative Projects

- Franklin Square Park (RPD)
- ① Children's Play Area
- ② Soccer Field
- ③ Grass/Landscape Areas
- ④ Pathways
- ⑤ Adult Fitness Area

- Cumulative Projects
- ① 2435-2445 16th Street
- ② 321 Florida Street
- ③ 1850 Bryant Street
- ④ 333-335 Potrero Avenue

# D1.4





## SFMTA POTRERO YARD

Shadow diagrams on the Winter Solstice



**WINTER SOLSTICE  
DECEMBER 20 & DECEMBER 21**

**9:00 AM**

-  Proposed Project
-  Existing (current) Shadows
-  New Shading by Proposed Project
-  New Shading from Cumulative Projects

-  Franklin Square Park (RPD)
  -  Children's Play Area
  -  Soccer Field
  -  Grass/Landscape Areas
  -  Pathways
  -  Adult Fitness Area

-  Cumulative Projects
  -  2435-2445 16th Street
  -  321 Florida Street
  -  1850 Bryant Street
  -  333-335 Potrero Avenue

# D1.5


## SFMTA POTRERO YARD

Shadow diagrams on the Winter Solstice



**WINTER SOLSTICE  
DECEMBER 20 & DECEMBER 21**

# 9:15 AM

-  Proposed Project
-  Existing (current) Shadows
-  New Shading by Proposed Project
-  New Shading from Cumulative Projects

-  Franklin Square Park (RPD)
  -  Children's Play Area
  -  Soccer Field
  -  Grass/Landscape Areas
  -  Pathways
  -  Adult Fitness Area

-  Cumulative Projects
  -  2435-2445 16th Street
  -  321 Florida Street
  -  1850 Bryant Street
  -  333-335 Potrero Avenue

# D1.6





## SFMTA POTRERO YARD

Shadow diagrams on the Winter Solstice




**WINTER SOLSTICE  
DECEMBER 20 & DECEMBER 21**

**9:30 AM**

-  Proposed Project
-  Existing (current) Shadows
-  New Shading by Proposed Project
-  New Shading from Cumulative Projects

-  Franklin Square Park (RPD)
  -  Children's Play Area
  -  Soccer Field
  -  Grass/Landscape Areas
  -  Pathways
  -  Adult Fitness Area

-  Cumulative Projects
  -  2435-2445 16th Street
  -  321 Florida Street
  -  1850 Bryant Street
  -  333-335 Potrero Avenue

# D1.7



## SFMTA POTRERO YARD

Shadow diagrams on the Winter Solstice



**WINTER SOLSTICE  
DECEMBER 20 & DECEMBER 21**

**9:45 AM**

-  Proposed Project
-  Existing (current) Shadows
-  New Shading by Proposed Project
-  New Shading from Cumulative Projects

-  Franklin Square Park (RPD)
  -  Children's Play Area
  -  Soccer Field
  -  Grass/Landscape Areas
  -  Pathways
  -  Adult Fitness Area

-  Cumulative Projects
  -  2435-2445 16th Street
  -  321 Florida Street
  -  1850 Bryant Street
  -  333-335 Potrero Avenue



# D1.8




## SFMTA POTRERO YARD

Shadow diagrams on the Winter Solstice



WINTER SOLSTICE  
DECEMBER 20 & DECEMBER 21

# 10:00 AM

-  Proposed Project
-  Existing (current) Shadows
-  New Shading by Proposed Project
-  New Shading from Cumulative Projects

-  Franklin Square Park (RPD)
  -  Children's Play Area
  -  Soccer Field
  -  Grass/Landscape Areas
  -  Pathways
  -  Adult Fitness Area

-  Cumulative Projects
  -  2435-2445 16th Street
  -  321 Florida Street
  -  1850 Bryant Street
  -  333-335 Potrero Avenue

# D1.9

## SFMTA POTRERO YARD

Shadow diagrams on the Winter Solstice



WINTER SOLSTICE  
DECEMBER 20 & DECEMBER 21

# 10:15 AM

- Proposed Project
- Existing (current) Shadows
- New Shading by Proposed Project
- New Shading from Cumulative Projects

- Franklin Square Park (RPD)
  - 1 Children's Play Area
  - 2 Soccer Field
  - 3 Grass/Landscape Areas
  - 4 Pathways
  - 5 Adult Fitness Area

- Cumulative Projects
  - 1 2435-2445 16th Street
  - 2 321 Florida Street
  - 3 1850 Bryant Street
  - 4 333-335 Potrero Avenue





# D1.10 SFMTA POTRERO YARD

Shadow diagrams on the Winter Solstice



WINTER SOLSTICE  
DECEMBER 20 & DECEMBER 21

10:30 AM

-  Proposed Project
-  Existing (current) Shadows
-  New Shading by Proposed Project
-  New Shading from Cumulative Projects

-  Franklin Square Park (RPD)
  -  Children's Play Area
  -  Soccer Field
  -  Grass/Landscape Areas
  -  Pathways
  -  Adult Fitness Area

-  Cumulative Projects
  -  2435-2445 16th Street
  -  321 Florida Street
  -  1850 Bryant Street
  -  333-335 Potrero Avenue




# D1.11 SFMTA POTRERO YARD

Shadow diagrams on the Winter Solstice



WINTER SOLSTICE  
DECEMBER 20 & DECEMBER 21

10:45 AM

-  Proposed Project
-  Existing (current) Shadows
-  New Shading by Proposed Project
-  New Shading from Cumulative Projects

-  Franklin Square Park (RPD)
  -  Children's Play Area
  -  Soccer Field
  -  Grass/Landscape Areas
  -  Pathways
  -  Adult Fitness Area

-  Cumulative Projects
  -  2435-2445 16th Street
  -  321 Florida Street
  -  1850 Bryant Street
  -  333-335 Potrero Avenue



# D1.12 SFMTA POTRERO YARD

Shadow diagrams on the Winter Solstice



WINTER SOLSTICE  
DECEMBER 20 & DECEMBER 21

11:00 AM

-  Proposed Project
-  Existing (current) Shadows
-  New Shading by Proposed Project
-  New Shading from Cumulative Projects

-  Franklin Square Park (RPD)
  -  Children's Play Area
  -  Soccer Field
  -  Grass/Landscape Areas
  -  Pathways
  -  Adult Fitness Area

-  Cumulative Projects
  -  2435-2445 16th Street
  -  321 Florida Street
  -  1850 Bryant Street
  -  333-335 Potrero Avenue





# D1.13 SFMTA POTRERO YARD

Shadow diagrams on the Winter Solstice





WINTER SOLSTICE  
DECEMBER 20 & DECEMBER 21

11:15 AM

-  Proposed Project
-  Existing (current) Shadows
-  New Shading by Proposed Project
-  New Shading from Cumulative Projects

-  Franklin Square Park (RPD)
  -  Children's Play Area
  -  Soccer Field
  -  Grass/Landscape Areas
  -  Pathways
  -  Adult Fitness Area

-  Cumulative Projects
  -  2435-2445 16th Street
  -  321 Florida Street
  -  1850 Bryant Street
  -  333-335 Potrero Avenue



# D1.14 SFMTA POTRERO YARD

Shadow diagrams on the Winter Solstice



WINTER SOLSTICE  
DECEMBER 20 & DECEMBER 21

11:30 AM

-  Proposed Project
-  Existing (current) Shadows
-  New Shading by Proposed Project
-  New Shading from Cumulative Projects

-  Franklin Square Park (RPD)
  -  Children's Play Area
  -  Soccer Field
  -  Grass/Landscape Areas
  -  Pathways
  -  Adult Fitness Area

-  Cumulative Projects
  -  2435-2445 16th Street
  -  321 Florida Street
  -  1850 Bryant Street
  -  333-335 Potrero Avenue





# D1.15 SFMTA POTRERO YARD

Shadow diagrams on the Winter Solstice




WINTER SOLSTICE  
DECEMBER 20 & DECEMBER 21

11:45 AM

-  Proposed Project
-  Existing (current) Shadows
-  New Shading by Proposed Project
-  New Shading from Cumulative Projects

-  Franklin Square Park (RPD)
  -  Children's Play Area
  -  Soccer Field
  -  Grass/Landscape Areas
  -  Pathways
  -  Adult Fitness Area

-  Cumulative Projects
  -  2435-2445 16th Street
  -  321 Florida Street
  -  1850 Bryant Street
  -  333-335 Potrero Avenue







# D1.16 SFMTA POTRERO YARD

Shadow diagrams on the Winter Solstice



WINTER SOLSTICE  
DECEMBER 20 & DECEMBER 21

12:00 PM

-  Proposed Project
-  Existing (current) Shadows
-  New Shading by Proposed Project
-  New Shading from Cumulative Projects

-  Franklin Square Park (RPD)
  -  Children's Play Area
  -  Soccer Field
  -  Grass/Landscape Areas
  -  Pathways
  -  Adult Fitness Area

-  Cumulative Projects
  -  2435-2445 16th Street
  -  321 Florida Street
  -  1850 Bryant Street
  -  333-335 Potrero Avenue





# D1.17 SFMTA POTRERO YARD

Shadow diagrams on the Winter Solstice





WINTER SOLSTICE  
DECEMBER 20 & DECEMBER 21

12:15 PM

-  Proposed Project
-  Existing (current) Shadows
-  New Shading by Proposed Project
-  New Shading from Cumulative Projects

-  Franklin Square Park (RPD)
  -  Children's Play Area
  -  Soccer Field
  -  Grass/Landscape Areas
  -  Pathways
  -  Adult Fitness Area

-  Cumulative Projects
  -  2435-2445 16th Street
  -  321 Florida Street
  -  1850 Bryant Street
  -  333-335 Potrero Avenue





# D1.18 SFMTA POTRERO YARD

Shadow diagrams on the Winter Solstice



WINTER SOLSTICE  
DECEMBER 20 & DECEMBER 21

12:30 PM

-  Proposed Project
-  Existing (current) Shadows
-  New Shading by Proposed Project
-  New Shading from Cumulative Projects

-  Franklin Square Park (RPD)
  -  Children's Play Area
  -  Soccer Field
  -  Grass/Landscape Areas
  -  Pathways
  -  Adult Fitness Area

-  Cumulative Projects
  -  2435-2445 16th Street
  -  321 Florida Street
  -  1850 Bryant Street
  -  333-335 Potrero Avenue





# D1.19 SFMTA POTRERO YARD

Shadow diagrams on the Winter Solstice








WINTER SOLSTICE  
DECEMBER 20 & DECEMBER 21

12:45 PM

-  Proposed Project
-  Existing (current) Shadows
-  New Shading by Proposed Project
-  New Shading from Cumulative Projects

-  Franklin Square Park (RPD)
  -  Children's Play Area
  -  Soccer Field
  -  Grass/Landscape Areas
  -  Pathways
  -  Adult Fitness Area

-  Cumulative Projects
  -  2435-2445 16th Street
  -  321 Florida Street
  -  1850 Bryant Street
  -  333-335 Potrero Avenue



# D1.20 SFMTA POTRERO YARD

Shadow diagrams on the Winter Solstice



WINTER SOLSTICE  
DECEMBER 20 & DECEMBER 21

1:00 PM

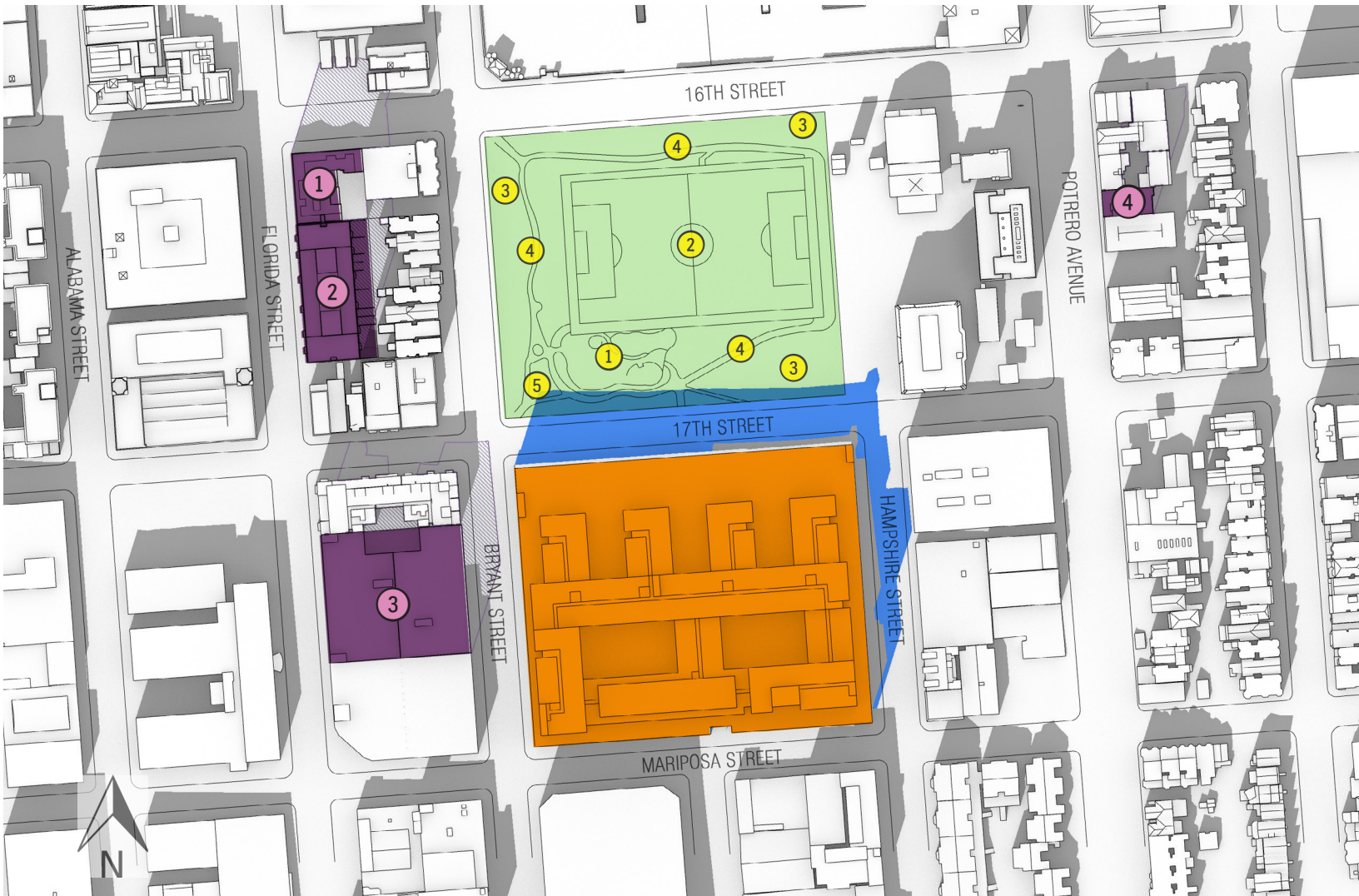
-  Proposed Project
-  Existing (current) Shadows
-  New Shading by Proposed Project
-  New Shading from Cumulative Projects

-  Franklin Square Park (RPD)
  -  Children's Play Area
  -  Soccer Field
  -  Grass/Landscape Areas
  -  Pathways
  -  Adult Fitness Area

-  Cumulative Projects
  -  2435-2445 16th Street
  -  321 Florida Street
  -  1850 Bryant Street
  -  333-335 Potrero Avenue





# D1.21 SFMTA POTRERO YARD

Shadow diagrams on the Winter Solstice







**WINTER SOLSTICE  
DECEMBER 20 & DECEMBER 21**

**1:15 PM**

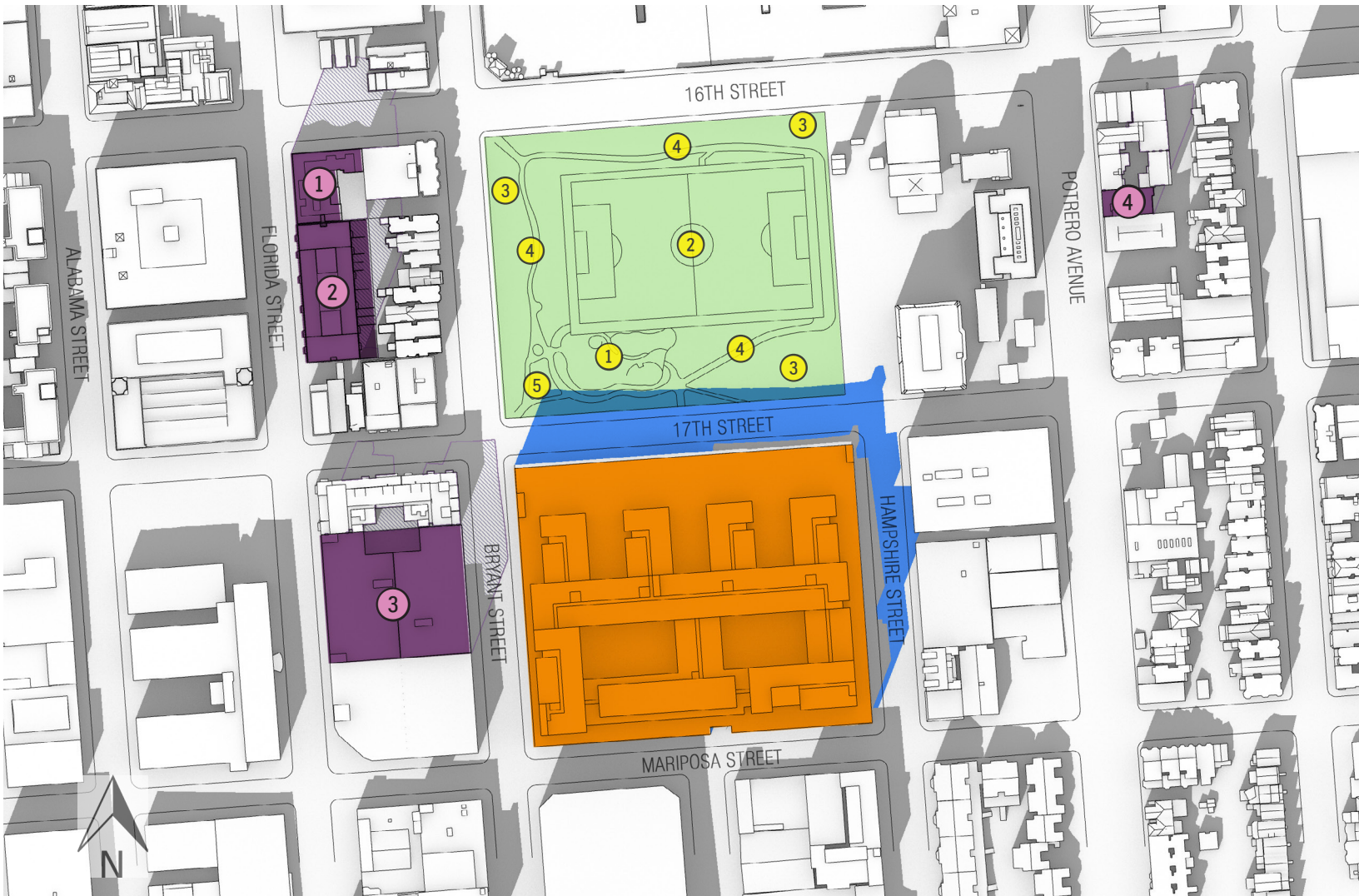
-  Proposed Project
-  Existing (current) Shadows
-  New Shading by Proposed Project
-  New Shading from Cumulative Projects

-  Franklin Square Park (RPD)
  -  Children's Play Area
  -  Soccer Field
  -  Grass/Landscape Areas
  -  Pathways
  -  Adult Fitness Area

-  Cumulative Projects
  -  2435-2445 16th Street
  -  321 Florida Street
  -  1850 Bryant Street
  -  333-335 Potrero Avenue



# D1.22 SFMTA POTRERO YARD

Shadow diagrams on the Winter Solstice



**WINTER SOLSTICE  
DECEMBER 20 & DECEMBER 21**

**1:30 PM**

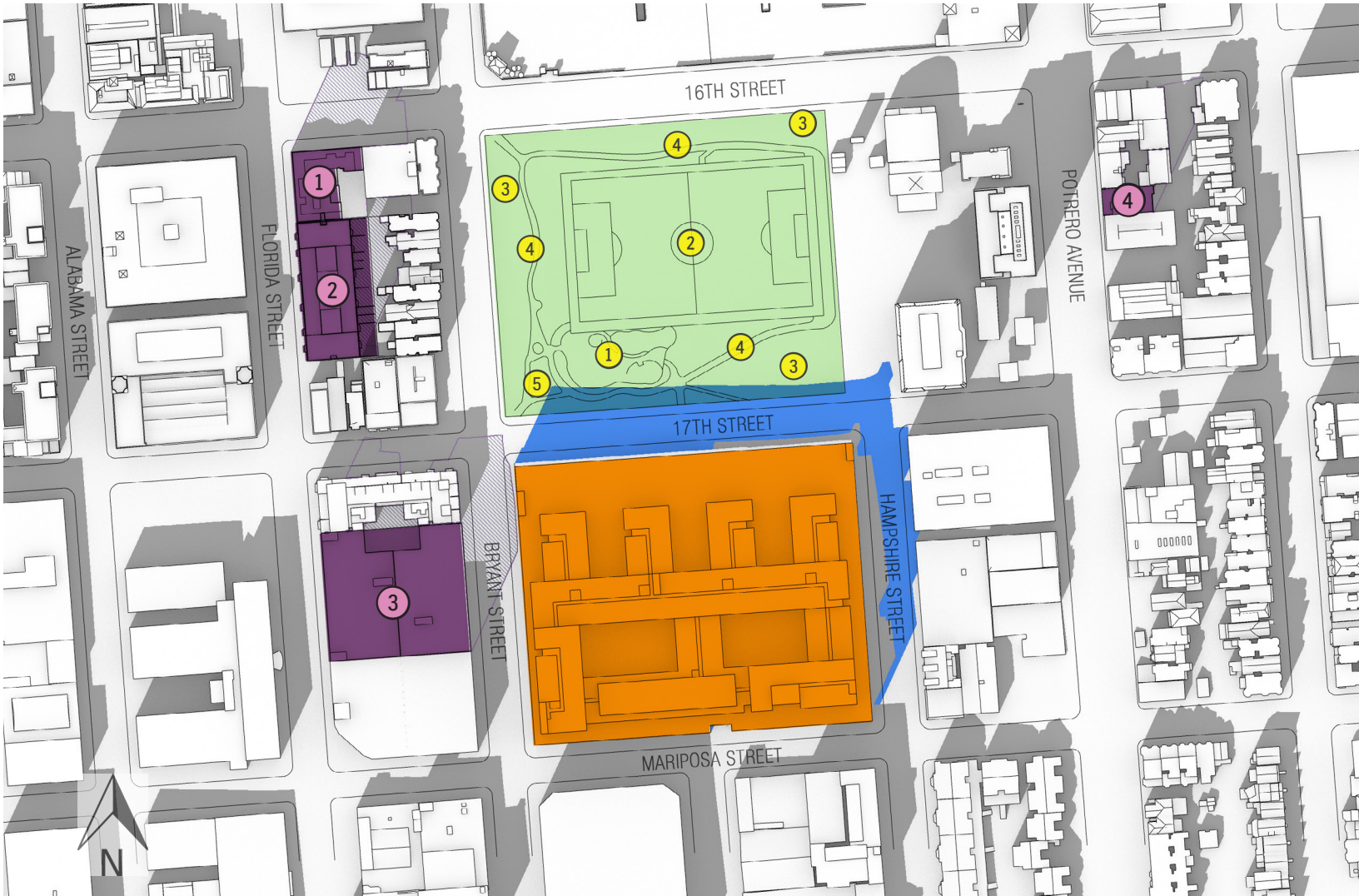
-  Proposed Project
-  Existing (current) Shadows
-  New Shading by Proposed Project
-  New Shading from Cumulative Projects

-  Franklin Square Park (RPD)
  -  Children's Play Area
  -  Soccer Field
  -  Grass/Landscape Areas
  -  Pathways
  -  Adult Fitness Area

-  Cumulative Projects
  -  2435-2445 16th Street
  -  321 Florida Street
  -  1850 Bryant Street
  -  333-335 Potrero Avenue





# D1.23 SFMTA POTRERO YARD

Shadow diagrams on the Winter Solstice




WINTER SOLSTICE  
DECEMBER 20 & DECEMBER 21

1:45 PM

-  Proposed Project
-  Existing (current) Shadows
-  New Shading by Proposed Project
-  New Shading from Cumulative Projects

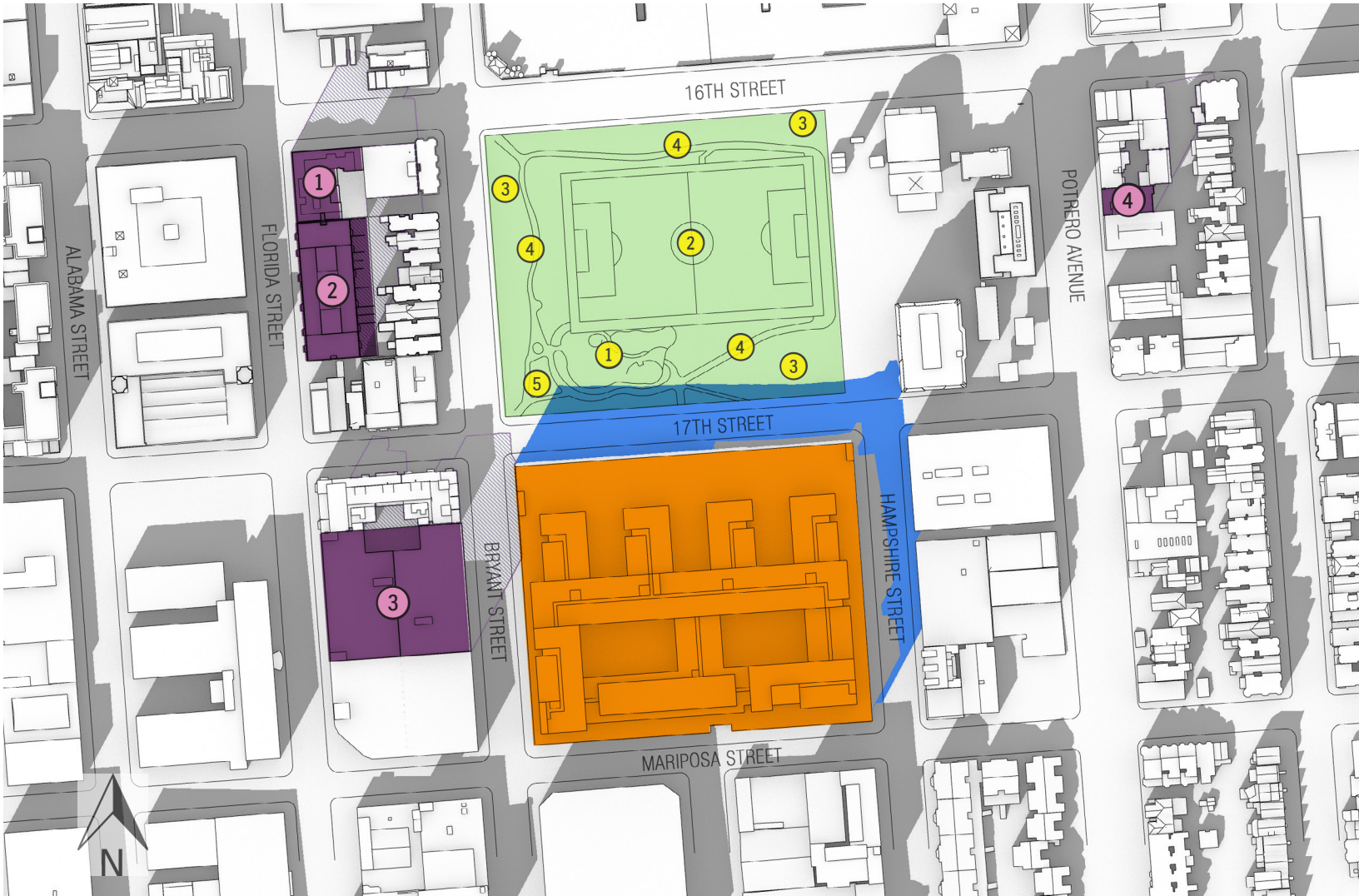
-  Franklin Square Park (RPD)
  -  Children's Play Area
  -  Soccer Field
  -  Grass/Landscape Areas
  -  Pathways
  -  Adult Fitness Area

-  Cumulative Projects
  -  2435-2445 16th Street
  -  321 Florida Street
  -  1850 Bryant Street
  -  333-335 Potrero Avenue







# D1.24 SFMTA POTRERO YARD

Shadow diagrams on the Winter Solstice



WINTER SOLSTICE  
DECEMBER 20 & DECEMBER 21

2:00 PM

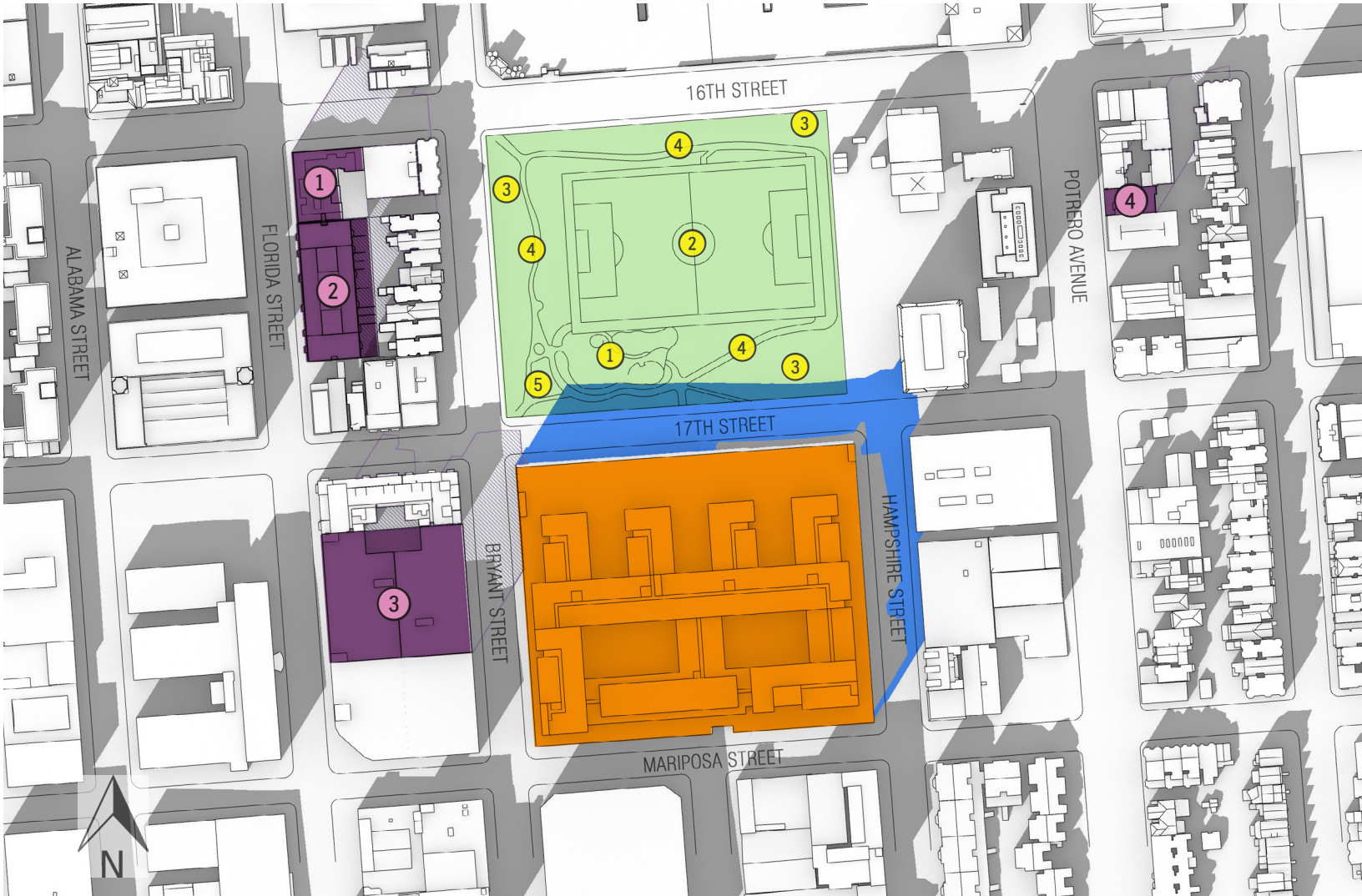
-  Proposed Project
-  Existing (current) Shadows
-  New Shading by Proposed Project
-  New Shading from Cumulative Projects

-  Franklin Square Park (RPD)
  -  Children's Play Area
  -  Soccer Field
  -  Grass/Landscape Areas
  -  Pathways
  -  Adult Fitness Area

-  Cumulative Projects
  -  2435-2445 16th Street
  -  321 Florida Street
  -  1850 Bryant Street
  -  333-335 Potrero Avenue




# D1.25 SFMTA POTRERO YARD

Shadow diagrams on the Winter Solstice






WINTER SOLSTICE  
DECEMBER 20 & DECEMBER 21

2:15 PM

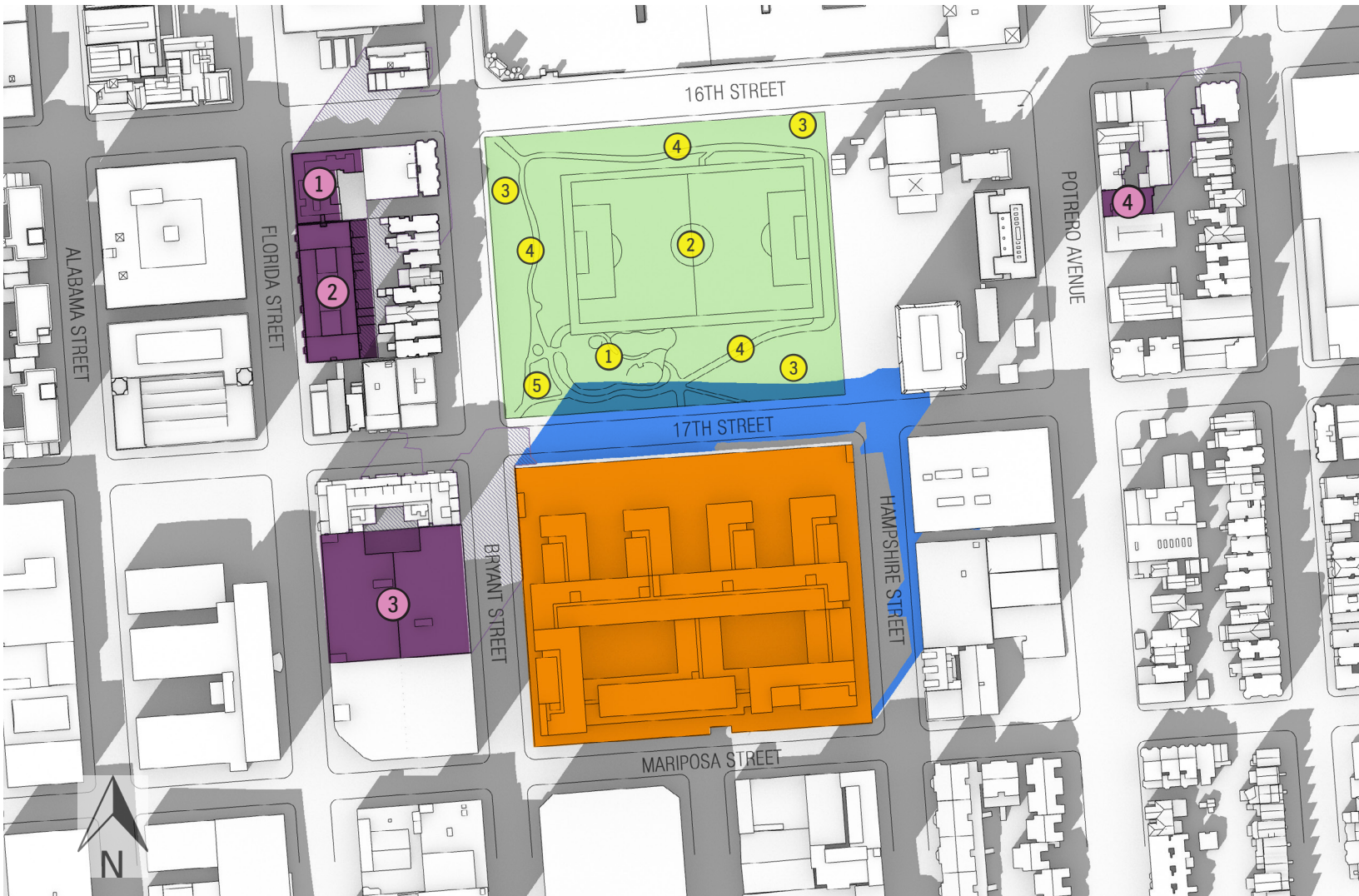
-  Proposed Project
-  Existing (current) Shadows
-  New Shading by Proposed Project
-  New Shading from Cumulative Projects

-  Franklin Square Park (RPD)
  -  Children's Play Area
  -  Soccer Field
  -  Grass/Landscape Areas
  -  Pathways
  -  Adult Fitness Area

-  Cumulative Projects
  -  2435-2445 16th Street
  -  321 Florida Street
  -  1850 Bryant Street
  -  333-335 Potrero Avenue





# D1.26 SFMTA POTRERO YARD

Shadow diagrams on the Winter Solstice






WINTER SOLSTICE  
DECEMBER 20 & DECEMBER 21

2:30 PM

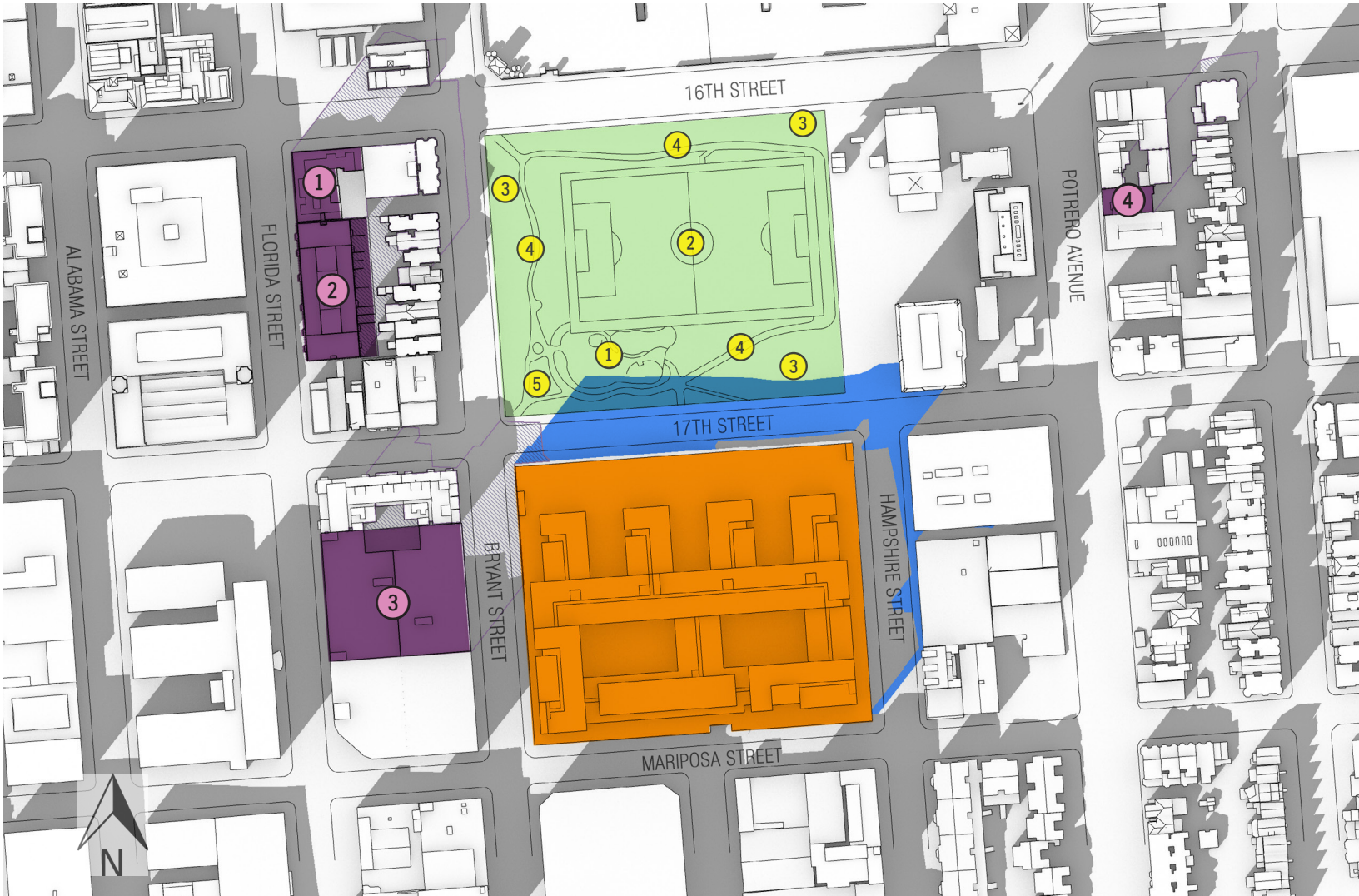
-  Proposed Project
-  Existing (current) Shadows
-  New Shading by Proposed Project
-  New Shading from Cumulative Projects

-  Franklin Square Park (RPD)
  -  Children's Play Area
  -  Soccer Field
  -  Grass/Landscape Areas
  -  Pathways
  -  Adult Fitness Area

-  Cumulative Projects
  -  2435-2445 16th Street
  -  321 Florida Street
  -  1850 Bryant Street
  -  333-335 Potrero Avenue




# D1.27 SFMTA POTRERO YARD

Shadow diagrams on the Winter Solstice



WINTER SOLSTICE  
DECEMBER 20 & DECEMBER 21

2:45 PM

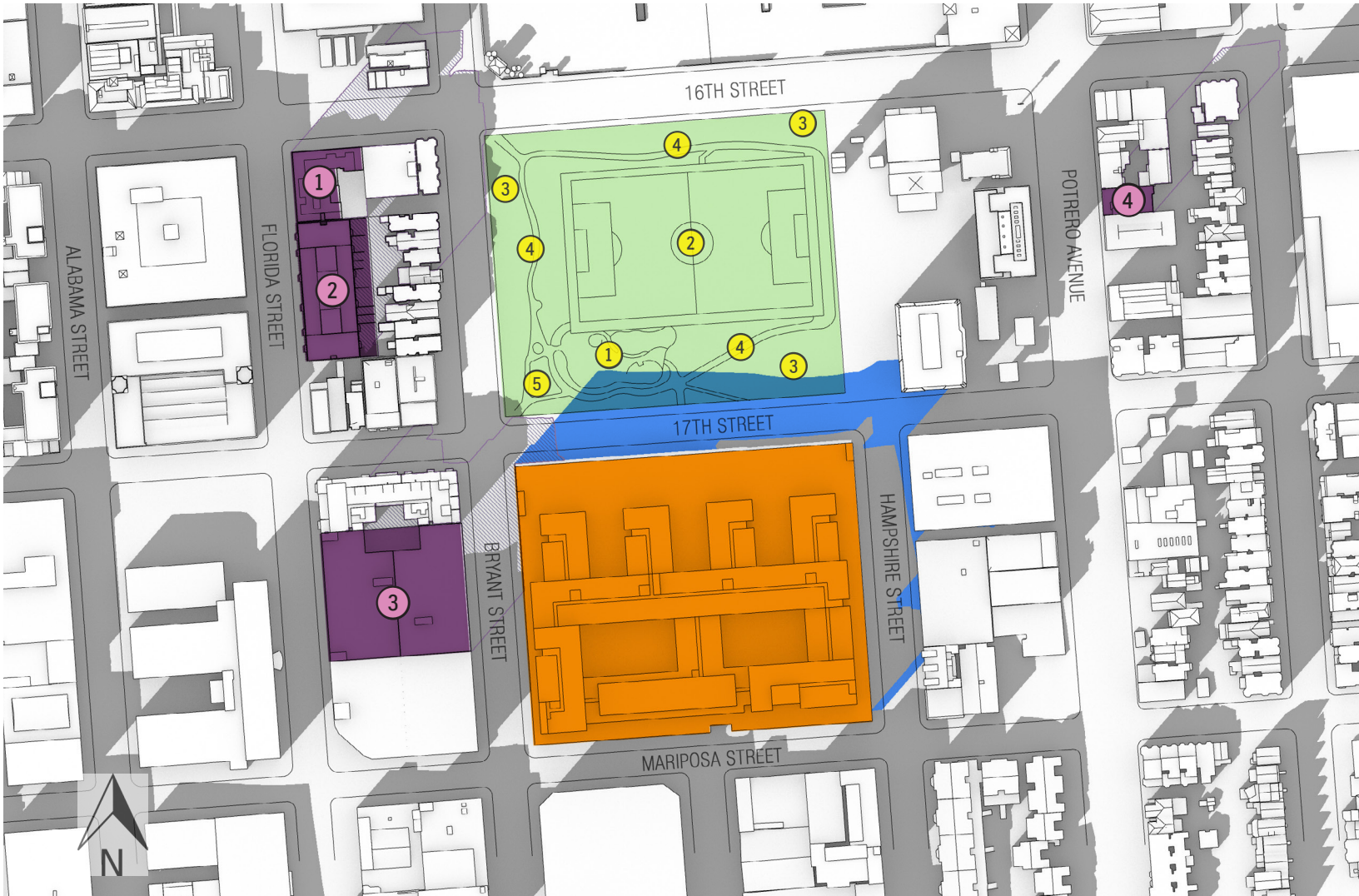
-  Proposed Project
-  Existing (current) Shadows
-  New Shading by Proposed Project
-  New Shading from Cumulative Projects

-  Franklin Square Park (RPD)
  -  Children's Play Area
  -  Soccer Field
  -  Grass/Landscape Areas
  -  Pathways
  -  Adult Fitness Area

-  Cumulative Projects
  -  2435-2445 16th Street
  -  321 Florida Street
  -  1850 Bryant Street
  -  333-335 Potrero Avenue



# D1.28 SFMTA POTRERO YARD

Shadow diagrams on the Winter Solstice



WINTER SOLSTICE  
DECEMBER 20 & DECEMBER 21

3:00 PM

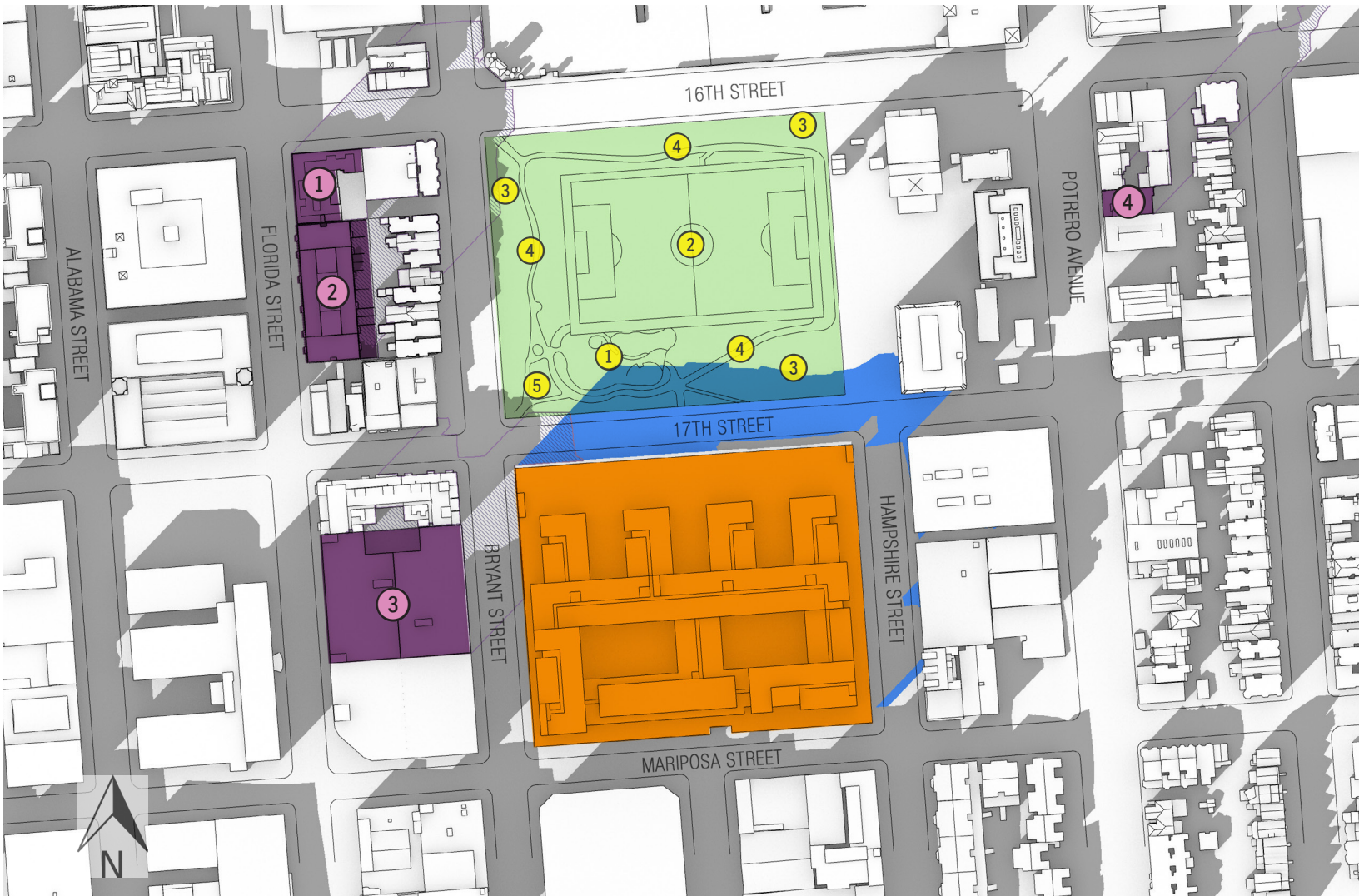
-  Proposed Project
-  Existing (current) Shadows
-  New Shading by Proposed Project
-  New Shading from Cumulative Projects

-  Franklin Square Park (RPD)
  -  Children's Play Area
  -  Soccer Field
  -  Grass/Landscape Areas
  -  Pathways
  -  Adult Fitness Area

-  Cumulative Projects
  -  2435-2445 16th Street
  -  321 Florida Street
  -  1850 Bryant Street
  -  333-335 Potrero Avenue





# D1.29 SFMTA POTRERO YARD

Shadow diagrams on the Winter Solstice







WINTER SOLSTICE  
DECEMBER 20 & DECEMBER 21

3:15 PM

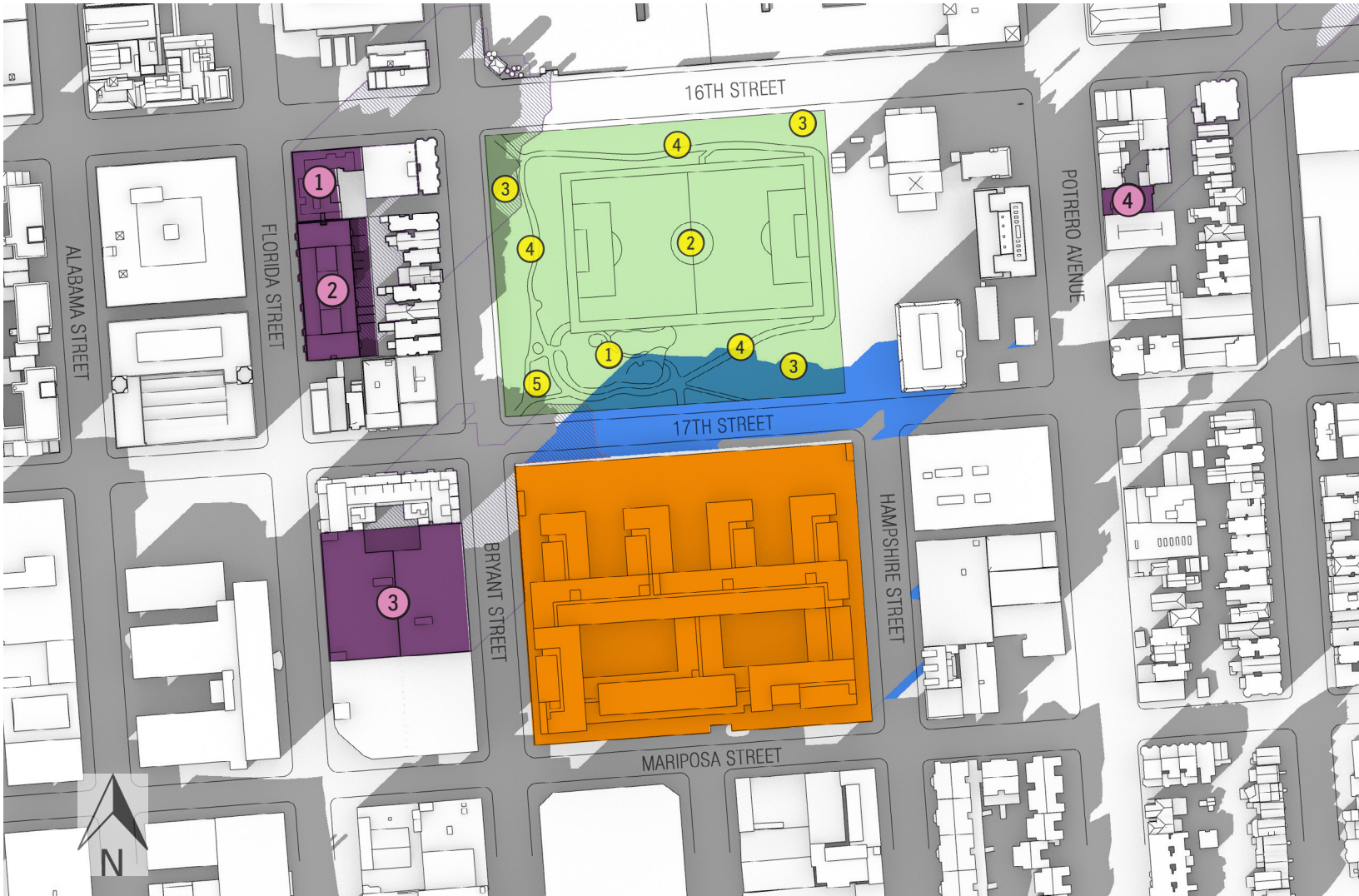
-  Proposed Project
-  Existing (current) Shadows
-  New Shading by Proposed Project
-  New Shading from Cumulative Projects

-  Franklin Square Park (RPD)
  -  Children's Play Area
  -  Soccer Field
  -  Grass/Landscape Areas
  -  Pathways
  -  Adult Fitness Area

-  Cumulative Projects
  -  2435-2445 16th Street
  -  321 Florida Street
  -  1850 Bryant Street
  -  333-335 Potrero Avenue





# D1.30 SFMTA POTRERO YARD

Shadow diagrams on the Winter Solstice



WINTER SOLSTICE  
DECEMBER 20 & DECEMBER 21

3:30 PM

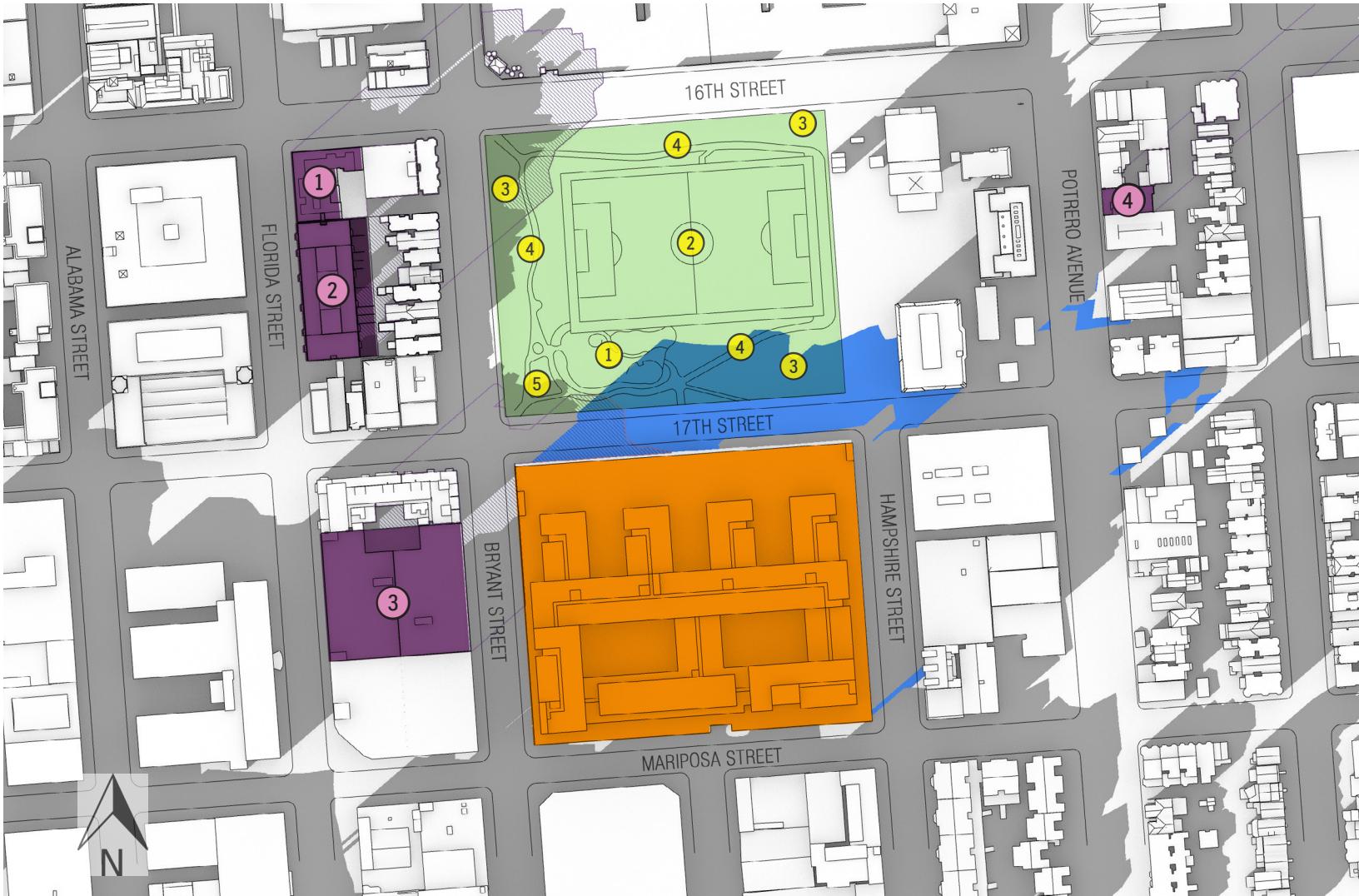
-  Proposed Project
-  Existing (current) Shadows
-  New Shading by Proposed Project
-  New Shading from Cumulative Projects

-  Franklin Square Park (RPD)
  -  Children's Play Area
  -  Soccer Field
  -  Grass/Landscape Areas
  -  Pathways
  -  Adult Fitness Area

-  Cumulative Projects
  -  2435-2445 16th Street
  -  321 Florida Street
  -  1850 Bryant Street
  -  333-335 Potrero Avenue





# D1.31 SFMTA POTRERO YARD

Shadow diagrams on the Winter Solstice



WINTER SOLSTICE  
DECEMBER 20 & DECEMBER 21

3:45 PM

-  Proposed Project
-  Existing (current) Shadows
-  New Shading by Proposed Project
-  New Shading from Cumulative Projects

-  Franklin Square Park (RPD)
  -  Children's Play Area
  -  Soccer Field
  -  Grass/Landscape Areas
  -  Pathways
  -  Adult Fitness Area

-  Cumulative Projects
  -  2435-2445 16th Street
  -  321 Florida Street
  -  1850 Bryant Street
  -  333-335 Potrero Avenue






# D1.32 SFMTA POTRERO YARD

Shadow diagrams on the Winter Solstice



WINTER SOLSTICE  
DECEMBER 20 & DECEMBER 21

3:54 PM

-  Proposed Project
-  Existing (current) Shadows
-  New Shading by Proposed Project
-  New Shading from Cumulative Projects

-  Franklin Square Park (RPD)
  -  Children's Play Area
  -  Soccer Field
  -  Grass/Landscape Areas
  -  Pathways
  -  Adult Fitness Area

-  Cumulative Projects
  -  2435-2445 16th Street
  -  321 Florida Street
  -  1850 Bryant Street
  -  333-335 Potrero Avenue

## **EXHIBIT E: QUANTITATIVE SHADOW DATA**

### Quantitative Shadow Data for Franklin Square

Shadow data for existing conditions, net new shadow from project, and cumulative condition shadow

# JUNE 21

Summer solstice  
 Analysis hours: 6:46 AM-7:36 PM (PDT)

Analysis Time	EXISTING SHADOW			SFMTA POTRERO YARD NET NEW SHADOW			CUMULATIVE NET NEW SHADOW		
	Shadow Area (sf)	Area/Time (sfh)	Coverage	Shadow Area (sf)	Area/Time (sfh)	Coverage	Shadow Area (sf)	Area/Time (sfh)	Coverage
6:46 AM	37,234.84	4,095.83	19.3%	0.00	0.00	0.0%	0.00	0.00	0.0%
7:00 AM	24,664.27	5,672.78	12.8%	0.00	0.00	0.0%	0.00	0.00	0.0%
7:15 AM	13,891.15	3,472.79	7.2%	0.00	0.00	0.0%	0.00	0.00	0.0%
7:30 AM	8,076.66	2,019.17	4.2%	0.00	0.00	0.0%	0.00	0.00	0.0%
7:45 AM	5,537.09	1,384.27	2.9%	0.00	0.00	0.0%	0.00	0.00	0.0%
8:00 AM	3,706.32	926.58	1.9%	0.00	0.00	0.0%	0.00	0.00	0.0%
8:15 AM	2,242.28	560.57	1.2%	0.00	0.00	0.0%	0.00	0.00	0.0%
8:30 AM	996.74	249.19	0.5%	0.00	0.00	0.0%	0.00	0.00	0.0%
8:45 AM	487.82	121.95	0.3%	0.00	0.00	0.0%	0.00	0.00	0.0%
9:00 AM	253.85	63.46	0.1%	0.00	0.00	0.0%	0.00	0.00	0.0%
9:15 AM	171.15	42.79	0.1%	0.00	0.00	0.0%	0.00	0.00	0.0%
9:30 AM	143.83	35.96	0.1%	0.00	0.00	0.0%	0.00	0.00	0.0%
9:45 AM	118.35	29.59	0.1%	0.00	0.00	0.0%	0.00	0.00	0.0%
10:00 AM	94.58	23.65	0.0%	0.00	0.00	0.0%	0.00	0.00	0.0%
10:15 AM	72.11	18.03	0.0%	0.00	0.00	0.0%	0.00	0.00	0.0%
10:30 AM	50.94	12.74	0.0%	0.00	0.00	0.0%	0.00	0.00	0.0%
10:45 AM	30.69	7.67	0.0%	0.00	0.00	0.0%	0.00	0.00	0.0%
11:00 AM	12.07	3.02	0.0%	0.00	0.00	0.0%	0.00	0.00	0.0%
11:15 AM	0.57	0.14	0.0%	0.00	0.00	0.0%	0.00	0.00	0.0%
11:30 AM	0.00	0.00	0.0%	0.00	0.00	0.0%	0.00	0.00	0.0%
11:45 AM	0.00	0.00	0.0%	0.00	0.00	0.0%	0.00	0.00	0.0%
12:00 PM	0.00	0.00	0.0%	0.00	0.00	0.0%	0.00	0.00	0.0%
12:15 PM	0.00	0.00	0.0%	0.00	0.00	0.0%	0.00	0.00	0.0%
12:30 PM	0.00	0.00	0.0%	0.00	0.00	0.0%	0.00	0.00	0.0%
12:45 PM	0.00	0.00	0.0%	0.00	0.00	0.0%	0.00	0.00	0.0%
1:00 PM	0.00	0.00	0.0%	0.00	0.00	0.0%	0.00	0.00	0.0%
1:15 PM	0.00	0.00	0.0%	0.00	0.00	0.0%	0.00	0.00	0.0%
1:30 PM	0.00	0.00	0.0%	0.00	0.00	0.0%	0.00	0.00	0.0%
1:45 PM	0.00	0.00	0.0%	0.00	0.00	0.0%	0.00	0.00	0.0%
2:00 PM	0.00	0.00	0.0%	0.00	0.00	0.0%	0.00	0.00	0.0%
2:15 PM	0.00	0.00	0.0%	0.00	0.00	0.0%	0.00	0.00	0.0%
2:30 PM	0.00	0.00	0.0%	0.00	0.00	0.0%	0.00	0.00	0.0%
2:45 PM	0.00	0.00	0.0%	0.00	0.00	0.0%	0.00	0.00	0.0%
3:00 PM	0.00	0.00	0.0%	0.00	0.00	0.0%	0.00	0.00	0.0%
3:15 PM	0.00	0.00	0.0%	0.00	0.00	0.0%	0.00	0.00	0.0%
3:30 PM	0.00	0.00	0.0%	0.00	0.00	0.0%	0.00	0.00	0.0%
3:45 PM	0.00	0.00	0.0%	0.00	0.00	0.0%	0.00	0.00	0.0%
4:00 PM	0.00	0.00	0.0%	0.00	0.00	0.0%	0.00	0.00	0.0%
4:15 PM	0.00	0.00	0.0%	0.00	0.00	0.0%	0.00	0.00	0.0%
4:30 PM	0.00	0.00	0.0%	0.00	0.00	0.0%	0.00	0.00	0.0%
4:45 PM	0.00	0.00	0.0%	0.00	0.00	0.0%	0.00	0.00	0.0%
5:00 PM	0.00	0.00	0.0%	0.00	0.00	0.0%	0.00	0.00	0.0%
5:15 PM	0.00	0.00	0.0%	0.00	0.00	0.0%	0.00	0.00	0.0%
5:30 PM	0.00	0.00	0.0%	0.00	0.00	0.0%	0.00	0.00	0.0%
5:45 PM	8.25	2.06	0.0%	0.00	0.00	0.0%	0.00	0.00	0.0%
6:00 PM	66.35	16.59	0.0%	0.00	0.00	0.0%	0.00	0.00	0.0%
6:15 PM	390.21	97.55	0.2%	0.00	0.00	0.0%	0.00	0.00	0.0%
6:30 PM	1,309.20	327.30	0.7%	0.00	0.00	0.0%	0.00	0.00	0.0%
6:45 PM	2,796.52	699.13	1.4%	0.00	0.00	0.0%	1,763.66	440.91	0.9%
7:00 PM	5,144.70	1,286.17	2.7%	0.00	0.00	0.0%	7,165.11	1,791.28	3.7%
7:15 PM	9,321.40	2,796.42	4.8%	0.00	0.00	0.0%	13,177.90	3,953.37	6.8%
7:36 PM	21,647.57	3,896.56	11.2%	0.00	0.00	0.0%	18,370.01	3,306.60	9.5%

# JUNE 28

Mirror date: June 14  
 Analysis hours: 6:48 AM-7:36 PM (PDT)

Analysis Time	EXISTING SHADOW			SFMTA POTRERO YARD NET NEW SHADOW			CUMULATIVE NET NEW SHADOW		
	Shadow Area (sf)	Area/Time (sfh)	Coverage	Shadow Area (sf)	Area/Time (sfh)	Coverage	Shadow Area (sf)	Area/Time (sfh)	Coverage
6:48 AM	37,476.08	3,747.61	19.4%	0.00	0.00	0.0%	0.00	0.00	0.0%
7:00 AM	26,566.44	5,844.62	13.7%	0.00	0.00	0.0%	0.00	0.00	0.0%
7:15 AM	15,341.15	3,835.29	7.9%	0.00	0.00	0.0%	0.00	0.00	0.0%
7:30 AM	8,533.56	2,133.39	4.4%	0.00	0.00	0.0%	0.00	0.00	0.0%
7:45 AM	5,863.50	1,465.87	3.0%	0.00	0.00	0.0%	0.00	0.00	0.0%
8:00 AM	3,924.96	981.24	2.0%	0.00	0.00	0.0%	0.00	0.00	0.0%
8:15 AM	2,438.02	609.51	1.3%	0.00	0.00	0.0%	0.00	0.00	0.0%
8:30 AM	1,142.31	285.58	0.6%	0.00	0.00	0.0%	0.00	0.00	0.0%
8:45 AM	530.15	132.54	0.3%	0.00	0.00	0.0%	0.00	0.00	0.0%
9:00 AM	274.88	68.72	0.1%	0.00	0.00	0.0%	0.00	0.00	0.0%
9:15 AM	175.04	43.76	0.1%	0.00	0.00	0.0%	0.00	0.00	0.0%
9:30 AM	147.35	36.84	0.1%	0.00	0.00	0.0%	0.00	0.00	0.0%
9:45 AM	121.51	30.38	0.1%	0.00	0.00	0.0%	0.00	0.00	0.0%
10:00 AM	97.40	24.35	0.1%	0.00	0.00	0.0%	0.00	0.00	0.0%
10:15 AM	74.75	18.69	0.0%	0.00	0.00	0.0%	0.00	0.00	0.0%
10:30 AM	53.34	13.33	0.0%	0.00	0.00	0.0%	0.00	0.00	0.0%
10:45 AM	33.02	8.25	0.0%	0.00	0.00	0.0%	0.00	0.00	0.0%
11:00 AM	13.87	3.47	0.0%	0.00	0.00	0.0%	0.00	0.00	0.0%
11:15 AM	1.18	0.29	0.0%	0.00	0.00	0.0%	0.00	0.00	0.0%
11:30 AM	0.00	0.00	0.0%	0.00	0.00	0.0%	0.00	0.00	0.0%
11:45 AM	0.00	0.00	0.0%	0.00	0.00	0.0%	0.00	0.00	0.0%
12:00 PM	0.00	0.00	0.0%	0.00	0.00	0.0%	0.00	0.00	0.0%
12:15 PM	0.00	0.00	0.0%	0.00	0.00	0.0%	0.00	0.00	0.0%
12:30 PM	0.00	0.00	0.0%	0.00	0.00	0.0%	0.00	0.00	0.0%
12:45 PM	0.00	0.00	0.0%	0.00	0.00	0.0%	0.00	0.00	0.0%
1:00 PM	0.00	0.00	0.0%	0.00	0.00	0.0%	0.00	0.00	0.0%
1:15 PM	0.00	0.00	0.0%	0.00	0.00	0.0%	0.00	0.00	0.0%
1:30 PM	0.00	0.00	0.0%	0.00	0.00	0.0%	0.00	0.00	0.0%
1:45 PM	0.00	0.00	0.0%	0.00	0.00	0.0%	0.00	0.00	0.0%
2:00 PM	0.00	0.00	0.0%	0.00	0.00	0.0%	0.00	0.00	0.0%
2:15 PM	0.00	0.00	0.0%	0.00	0.00	0.0%	0.00	0.00	0.0%
2:30 PM	0.00	0.00	0.0%	0.00	0.00	0.0%	0.00	0.00	0.0%
2:45 PM	0.00	0.00	0.0%	0.00	0.00	0.0%	0.00	0.00	0.0%
3:00 PM	0.00	0.00	0.0%	0.00	0.00	0.0%	0.00	0.00	0.0%
3:15 PM	0.00	0.00	0.0%	0.00	0.00	0.0%	0.00	0.00	0.0%
3:30 PM	0.00	0.00	0.0%	0.00	0.00	0.0%	0.00	0.00	0.0%
3:45 PM	0.00	0.00	0.0%	0.00	0.00	0.0%	0.00	0.00	0.0%
4:00 PM	0.00	0.00	0.0%	0.00	0.00	0.0%	0.00	0.00	0.0%
4:15 PM	0.00	0.00	0.0%	0.00	0.00	0.0%	0.00	0.00	0.0%
4:30 PM	0.00	0.00	0.0%	0.00	0.00	0.0%	0.00	0.00	0.0%
4:45 PM	0.00	0.00	0.0%	0.00	0.00	0.0%	0.00	0.00	0.0%
5:00 PM	0.00	0.00	0.0%	0.00	0.00	0.0%	0.00	0.00	0.0%
5:15 PM	0.00	0.00	0.0%	0.00	0.00	0.0%	0.00	0.00	0.0%
5:30 PM	0.00	0.00	0.0%	0.00	0.00	0.0%	0.00	0.00	0.0%
5:45 PM	6.32	1.58	0.0%	0.00	0.00	0.0%	0.00	0.00	0.0%
6:00 PM	60.94	15.24	0.0%	0.00	0.00	0.0%	0.00	0.00	0.0%
6:15 PM	348.51	87.13	0.2%	0.00	0.00	0.0%	0.00	0.00	0.0%
6:30 PM	1,242.24	310.56	0.6%	0.00	0.00	0.0%	0.00	0.00	0.0%
6:45 PM	2,684.19	671.05	1.4%	0.00	0.00	0.0%	1,572.58	393.15	0.8%
7:00 PM	4,954.41	1,238.60	2.6%	0.00	0.00	0.0%	6,812.30	1,703.08	3.5%
7:15 PM	9,008.76	2,702.63	4.7%	0.00	0.00	0.0%	12,950.23	3,885.07	6.7%
7:36 PM	21,551.21	3,879.22	11.1%	0.00	0.00	0.0%	18,685.59	3,363.41	9.7%

# JULY 5

Mirror date: June 7  
 Analysis hours: 6:52 AM-7:36 PM (PDT)

Analysis Time	EXISTING SHADOW			SFMTA POTRERO YARD NET NEW SHADOW			CUMULATIVE NET NEW SHADOW		
	Shadow Area (sf)	Area/Time (sfh)	Coverage	Shadow Area (sf)	Area/Time (sfh)	Coverage	Shadow Area (sf)	Area/Time (sfh)	Coverage
6:52 AM	38,222.07	2,293.32	19.8%	0.00	0.00	0.0%	0.00	0.00	0.0%
7:00 AM	29,789.71	5,660.04	15.4%	0.00	0.00	0.0%	0.00	0.00	0.0%
7:15 AM	17,680.92	4,420.23	9.1%	0.00	0.00	0.0%	0.00	0.00	0.0%
7:30 AM	9,378.20	2,344.55	4.9%	0.00	0.00	0.0%	0.00	0.00	0.0%
7:45 AM	6,398.06	1,599.51	3.3%	0.00	0.00	0.0%	0.00	0.00	0.0%
8:00 AM	4,279.78	1,069.95	2.2%	0.00	0.00	0.0%	0.00	0.00	0.0%
8:15 AM	2,733.95	683.49	1.4%	0.00	0.00	0.0%	0.00	0.00	0.0%
8:30 AM	1,358.05	339.51	0.7%	0.00	0.00	0.0%	0.00	0.00	0.0%
8:45 AM	593.61	148.40	0.3%	0.00	0.00	0.0%	0.00	0.00	0.0%
9:00 AM	306.13	76.53	0.2%	0.00	0.00	0.0%	0.00	0.00	0.0%
9:15 AM	180.42	45.10	0.1%	0.00	0.00	0.0%	0.00	0.00	0.0%
9:30 AM	151.76	37.94	0.1%	0.00	0.00	0.0%	0.00	0.00	0.0%
9:45 AM	125.64	31.41	0.1%	0.00	0.00	0.0%	0.00	0.00	0.0%
10:00 AM	101.09	25.27	0.1%	0.00	0.00	0.0%	0.00	0.00	0.0%
10:15 AM	78.09	19.52	0.0%	0.00	0.00	0.0%	0.00	0.00	0.0%
10:30 AM	56.42	14.11	0.0%	0.00	0.00	0.0%	0.00	0.00	0.0%
10:45 AM	35.76	8.94	0.0%	0.00	0.00	0.0%	0.00	0.00	0.0%
11:00 AM	16.26	4.07	0.0%	0.00	0.00	0.0%	0.00	0.00	0.0%
11:15 AM	2.14	0.54	0.0%	0.00	0.00	0.0%	0.00	0.00	0.0%
11:30 AM	0.00	0.00	0.0%	0.00	0.00	0.0%	0.00	0.00	0.0%
11:45 AM	0.00	0.00	0.0%	0.00	0.00	0.0%	0.00	0.00	0.0%
12:00 PM	0.00	0.00	0.0%	0.00	0.00	0.0%	0.00	0.00	0.0%
12:15 PM	0.00	0.00	0.0%	0.00	0.00	0.0%	0.00	0.00	0.0%
12:30 PM	0.00	0.00	0.0%	0.00	0.00	0.0%	0.00	0.00	0.0%
12:45 PM	0.00	0.00	0.0%	0.00	0.00	0.0%	0.00	0.00	0.0%
1:00 PM	0.00	0.00	0.0%	0.00	0.00	0.0%	0.00	0.00	0.0%
1:15 PM	0.00	0.00	0.0%	0.00	0.00	0.0%	0.00	0.00	0.0%
1:30 PM	0.00	0.00	0.0%	0.00	0.00	0.0%	0.00	0.00	0.0%
1:45 PM	0.00	0.00	0.0%	0.00	0.00	0.0%	0.00	0.00	0.0%
2:00 PM	0.00	0.00	0.0%	0.00	0.00	0.0%	0.00	0.00	0.0%
2:15 PM	0.00	0.00	0.0%	0.00	0.00	0.0%	0.00	0.00	0.0%
2:30 PM	0.00	0.00	0.0%	0.00	0.00	0.0%	0.00	0.00	0.0%
2:45 PM	0.00	0.00	0.0%	0.00	0.00	0.0%	0.00	0.00	0.0%
3:00 PM	0.00	0.00	0.0%	0.00	0.00	0.0%	0.00	0.00	0.0%
3:15 PM	0.00	0.00	0.0%	0.00	0.00	0.0%	0.00	0.00	0.0%
3:30 PM	0.00	0.00	0.0%	0.00	0.00	0.0%	0.00	0.00	0.0%
3:45 PM	0.00	0.00	0.0%	0.00	0.00	0.0%	0.00	0.00	0.0%
4:00 PM	0.00	0.00	0.0%	0.00	0.00	0.0%	0.00	0.00	0.0%
4:15 PM	0.00	0.00	0.0%	0.00	0.00	0.0%	0.00	0.00	0.0%
4:30 PM	0.00	0.00	0.0%	0.00	0.00	0.0%	0.00	0.00	0.0%
4:45 PM	0.00	0.00	0.0%	0.00	0.00	0.0%	0.00	0.00	0.0%
5:00 PM	0.00	0.00	0.0%	0.00	0.00	0.0%	0.00	0.00	0.0%
5:15 PM	0.00	0.00	0.0%	0.00	0.00	0.0%	0.00	0.00	0.0%
5:30 PM	0.00	0.00	0.0%	0.00	0.00	0.0%	0.00	0.00	0.0%
5:45 PM	6.76	1.69	0.0%	0.00	0.00	0.0%	0.00	0.00	0.0%
6:00 PM	62.57	15.64	0.0%	0.00	0.00	0.0%	0.00	0.00	0.0%
6:15 PM	365.06	91.26	0.2%	0.00	0.00	0.0%	0.00	0.00	0.0%
6:30 PM	1,271.60	317.90	0.7%	0.00	0.00	0.0%	0.00	0.00	0.0%
6:45 PM	2,735.99	684.00	1.4%	0.00	0.00	0.0%	1,618.65	404.66	0.8%
7:00 PM	5,024.91	1,256.23	2.6%	0.00	0.00	0.0%	7,064.94	1,766.23	3.7%
7:15 PM	9,130.35	2,739.11	4.7%	0.00	0.00	0.0%	13,420.22	4,026.07	6.9%
7:36 PM	21,271.34	3,828.84	11.0%	0.00	0.00	0.0%	19,528.88	3,515.20	10.1%

# JULY 12

Mirror date: May 31  
 Analysis hours: 6:56 AM-7:33 PM (PDT)

Analysis Time	EXISTING SHADOW			SFMTA POTRERO YARD NET NEW SHADOW			CUMULATIVE NET NEW SHADOW		
	Shadow Area (sf)	Area/Time (sfh)	Coverage	Shadow Area (sf)	Area/Time (sfh)	Coverage	Shadow Area (sf)	Area/Time (sfh)	Coverage
6:56 AM	39,452.16	1,183.56	20.4%	0.00	0.00	0.0%	0.00	0.00	0.0%
7:00 AM	34,859.73	5,228.96	18.0%	0.00	0.00	0.0%	0.00	0.00	0.0%
7:15 AM	21,326.94	5,331.74	11.0%	0.00	0.00	0.0%	0.00	0.00	0.0%
7:30 AM	11,250.42	2,812.60	5.8%	0.00	0.00	0.0%	0.00	0.00	0.0%
7:45 AM	7,199.31	1,799.83	3.7%	0.00	0.00	0.0%	0.00	0.00	0.0%
8:00 AM	4,814.54	1,203.64	2.5%	0.00	0.00	0.0%	0.00	0.00	0.0%
8:15 AM	3,136.73	784.18	1.6%	0.00	0.00	0.0%	0.00	0.00	0.0%
8:30 AM	1,651.75	412.94	0.9%	0.00	0.00	0.0%	0.00	0.00	0.0%
8:45 AM	682.25	170.56	0.4%	0.00	0.00	0.0%	0.00	0.00	0.0%
9:00 AM	350.80	87.70	0.2%	0.00	0.00	0.0%	0.00	0.00	0.0%
9:15 AM	190.17	47.54	0.1%	0.00	0.00	0.0%	0.00	0.00	0.0%
9:30 AM	157.83	39.46	0.1%	0.00	0.00	0.0%	0.00	0.00	0.0%
9:45 AM	130.80	32.70	0.1%	0.00	0.00	0.0%	0.00	0.00	0.0%
10:00 AM	105.79	26.45	0.1%	0.00	0.00	0.0%	0.00	0.00	0.0%
10:15 AM	82.13	20.53	0.0%	0.00	0.00	0.0%	0.00	0.00	0.0%
10:30 AM	59.95	14.99	0.0%	0.00	0.00	0.0%	0.00	0.00	0.0%
10:45 AM	38.91	9.73	0.0%	0.00	0.00	0.0%	0.00	0.00	0.0%
11:00 AM	19.02	4.75	0.0%	0.00	0.00	0.0%	0.00	0.00	0.0%
11:15 AM	3.34	0.83	0.0%	0.00	0.00	0.0%	0.00	0.00	0.0%
11:30 AM	0.00	0.00	0.0%	0.00	0.00	0.0%	0.00	0.00	0.0%
11:45 AM	0.00	0.00	0.0%	0.00	0.00	0.0%	0.00	0.00	0.0%
12:00 PM	0.00	0.00	0.0%	0.00	0.00	0.0%	0.00	0.00	0.0%
12:15 PM	0.00	0.00	0.0%	0.00	0.00	0.0%	0.00	0.00	0.0%
12:30 PM	0.00	0.00	0.0%	0.00	0.00	0.0%	0.00	0.00	0.0%
12:45 PM	0.00	0.00	0.0%	0.00	0.00	0.0%	0.00	0.00	0.0%
1:00 PM	0.00	0.00	0.0%	0.00	0.00	0.0%	0.00	0.00	0.0%
1:15 PM	0.00	0.00	0.0%	0.00	0.00	0.0%	0.00	0.00	0.0%
1:30 PM	0.00	0.00	0.0%	0.00	0.00	0.0%	0.00	0.00	0.0%
1:45 PM	0.00	0.00	0.0%	0.00	0.00	0.0%	0.00	0.00	0.0%
2:00 PM	0.00	0.00	0.0%	0.00	0.00	0.0%	0.00	0.00	0.0%
2:15 PM	0.00	0.00	0.0%	0.00	0.00	0.0%	0.00	0.00	0.0%
2:30 PM	0.00	0.00	0.0%	0.00	0.00	0.0%	0.00	0.00	0.0%
2:45 PM	0.00	0.00	0.0%	0.00	0.00	0.0%	0.00	0.00	0.0%
3:00 PM	0.00	0.00	0.0%	0.00	0.00	0.0%	0.00	0.00	0.0%
3:15 PM	0.00	0.00	0.0%	0.00	0.00	0.0%	0.00	0.00	0.0%
3:30 PM	0.00	0.00	0.0%	0.00	0.00	0.0%	0.00	0.00	0.0%
3:45 PM	0.00	0.00	0.0%	0.00	0.00	0.0%	0.00	0.00	0.0%
4:00 PM	0.00	0.00	0.0%	0.00	0.00	0.0%	0.00	0.00	0.0%
4:15 PM	0.00	0.00	0.0%	0.00	0.00	0.0%	0.00	0.00	0.0%
4:30 PM	0.00	0.00	0.0%	0.00	0.00	0.0%	0.00	0.00	0.0%
4:45 PM	0.00	0.00	0.0%	0.00	0.00	0.0%	0.00	0.00	0.0%
5:00 PM	0.00	0.00	0.0%	0.00	0.00	0.0%	0.00	0.00	0.0%
5:15 PM	0.00	0.00	0.0%	0.00	0.00	0.0%	0.00	0.00	0.0%
5:30 PM	0.00	0.00	0.0%	0.00	0.00	0.0%	0.00	0.00	0.0%
5:45 PM	9.74	2.43	0.0%	0.00	0.00	0.0%	0.00	0.00	0.0%
6:00 PM	71.28	17.82	0.0%	0.00	0.00	0.0%	0.00	0.00	0.0%
6:15 PM	445.01	111.25	0.2%	0.00	0.00	0.0%	0.00	0.00	0.0%
6:30 PM	1,399.72	349.93	0.7%	0.00	0.00	0.0%	26.24	6.56	0.0%
6:45 PM	2,954.71	738.68	1.5%	0.00	0.00	0.0%	1,951.26	487.82	1.0%
7:00 PM	5,365.04	1,341.26	2.8%	0.00	0.00	0.0%	7,877.95	1,969.49	4.1%
7:15 PM	9,818.20	2,749.10	5.1%	0.00	0.00	0.0%	14,705.10	4,117.43	7.6%
7:33 PM	20,874.42	3,131.16	10.8%	0.00	0.00	0.0%	20,757.41	3,113.61	10.7%

# JULY 19

Mirror date: May 24  
 Analysis hours: 7:01 AM-7:30 PM (PDT)

Analysis Time	EXISTING SHADOW			SFMTA POTRERO YARD NET NEW SHADOW			CUMULATIVE NET NEW SHADOW		
	Shadow Area (sf)	Area/Time (sfh)	Coverage	Shadow Area (sf)	Area/Time (sfh)	Coverage	Shadow Area (sf)	Area/Time (sfh)	Coverage
7:01 AM	40,769.99	5,300.10	21.1%	0.00	0.00	0.0%	0.00	0.00	0.0%
7:16 AM	24,983.85	5,996.12	12.9%	0.00	0.00	0.0%	0.00	0.00	0.0%
7:30 AM	14,099.19	3,383.80	7.3%	0.00	0.00	0.0%	0.00	0.00	0.0%
7:45 AM	8,270.00	2,067.50	4.3%	0.00	0.00	0.0%	0.00	0.00	0.0%
8:00 AM	5,578.19	1,394.55	2.9%	0.00	0.00	0.0%	0.00	0.00	0.0%
8:15 AM	3,638.77	909.69	1.9%	0.00	0.00	0.0%	0.00	0.00	0.0%
8:30 AM	2,052.16	513.04	1.1%	0.00	0.00	0.0%	0.00	0.00	0.0%
8:45 AM	801.88	200.47	0.4%	0.00	0.00	0.0%	0.00	0.00	0.0%
9:00 AM	409.72	102.43	0.2%	0.00	0.00	0.0%	0.00	0.00	0.0%
9:15 AM	202.62	50.66	0.1%	0.00	0.00	0.0%	0.00	0.00	0.0%
9:30 AM	164.73	41.18	0.1%	0.00	0.00	0.0%	0.00	0.00	0.0%
9:45 AM	136.76	34.19	0.1%	0.00	0.00	0.0%	0.00	0.00	0.0%
10:00 AM	110.85	27.71	0.1%	0.00	0.00	0.0%	0.00	0.00	0.0%
10:15 AM	86.60	21.65	0.0%	0.00	0.00	0.0%	0.00	0.00	0.0%
10:30 AM	63.75	15.94	0.0%	0.00	0.00	0.0%	0.00	0.00	0.0%
10:45 AM	42.34	10.59	0.0%	0.00	0.00	0.0%	0.00	0.00	0.0%
11:00 AM	21.84	5.46	0.0%	0.00	0.00	0.0%	0.00	0.00	0.0%
11:15 AM	4.95	1.24	0.0%	0.00	0.00	0.0%	0.00	0.00	0.0%
11:30 AM	0.00	0.00	0.0%	0.00	0.00	0.0%	0.00	0.00	0.0%
11:45 AM	0.00	0.00	0.0%	0.00	0.00	0.0%	0.00	0.00	0.0%
12:00 PM	0.00	0.00	0.0%	0.00	0.00	0.0%	0.00	0.00	0.0%
12:15 PM	0.00	0.00	0.0%	0.00	0.00	0.0%	0.00	0.00	0.0%
12:30 PM	0.00	0.00	0.0%	0.00	0.00	0.0%	0.00	0.00	0.0%
12:45 PM	0.00	0.00	0.0%	0.00	0.00	0.0%	0.00	0.00	0.0%
1:00 PM	0.00	0.00	0.0%	0.00	0.00	0.0%	0.00	0.00	0.0%
1:15 PM	0.00	0.00	0.0%	0.00	0.00	0.0%	0.00	0.00	0.0%
1:30 PM	0.00	0.00	0.0%	0.00	0.00	0.0%	0.00	0.00	0.0%
1:45 PM	0.00	0.00	0.0%	0.00	0.00	0.0%	0.00	0.00	0.0%
2:00 PM	0.00	0.00	0.0%	0.00	0.00	0.0%	0.00	0.00	0.0%
2:15 PM	0.00	0.00	0.0%	0.00	0.00	0.0%	0.00	0.00	0.0%
2:30 PM	0.00	0.00	0.0%	0.00	0.00	0.0%	0.00	0.00	0.0%
2:45 PM	0.00	0.00	0.0%	0.00	0.00	0.0%	0.00	0.00	0.0%
3:00 PM	0.00	0.00	0.0%	0.00	0.00	0.0%	0.00	0.00	0.0%
3:15 PM	0.00	0.00	0.0%	0.00	0.00	0.0%	0.00	0.00	0.0%
3:30 PM	0.00	0.00	0.0%	0.00	0.00	0.0%	0.00	0.00	0.0%
3:45 PM	0.00	0.00	0.0%	0.00	0.00	0.0%	0.00	0.00	0.0%
4:00 PM	0.00	0.00	0.0%	0.00	0.00	0.0%	0.00	0.00	0.0%
4:15 PM	0.00	0.00	0.0%	0.00	0.00	0.0%	0.00	0.00	0.0%
4:30 PM	0.00	0.00	0.0%	0.00	0.00	0.0%	0.00	0.00	0.0%
4:45 PM	0.00	0.00	0.0%	0.00	0.00	0.0%	0.00	0.00	0.0%
5:00 PM	0.00	0.00	0.0%	0.00	0.00	0.0%	0.00	0.00	0.0%
5:15 PM	0.00	0.00	0.0%	0.00	0.00	0.0%	0.00	0.00	0.0%
5:30 PM	0.00	0.00	0.0%	0.00	0.00	0.0%	0.00	0.00	0.0%
5:45 PM	16.94	4.24	0.0%	0.00	0.00	0.0%	0.00	0.00	0.0%
6:00 PM	89.72	22.43	0.0%	0.00	0.00	0.0%	0.00	0.00	0.0%
6:15 PM	629.46	157.36	0.3%	0.00	0.00	0.0%	0.00	0.00	0.0%
6:30 PM	1,689.68	422.42	0.9%	0.00	0.00	0.0%	211.11	52.78	0.1%
6:45 PM	3,377.14	844.29	1.7%	0.00	0.00	0.0%	2,753.46	688.36	1.4%
7:00 PM	6,068.70	1,517.17	3.1%	0.00	0.00	0.0%	9,450.21	2,362.55	4.9%
7:15 PM	11,131.96	2,782.99	5.8%	0.00	0.00	0.0%	16,649.49	4,162.37	8.6%
7:30 PM	20,358.31	2,646.58	10.5%	0.00	0.00	0.0%	22,426.80	2,915.48	11.6%

# JULY 26

Mirror date: May 17  
 Analysis hours: 7:07 AM-7:25 PM (PDT)

Analysis Time	EXISTING SHADOW			SFMTA POTRERO YARD NET NEW SHADOW			CUMULATIVE NET NEW SHADOW		
	Shadow Area (sf)	Area/Time (sfh)	Coverage	Shadow Area (sf)	Area/Time (sfh)	Coverage	Shadow Area (sf)	Area/Time (sfh)	Coverage
7:07 AM	42,364.61	2,541.88	21.9%	0.00	0.00	0.0%	0.00	0.00	0.0%
7:15 AM	32,589.63	6,192.03	16.9%	0.00	0.00	0.0%	0.00	0.00	0.0%
7:30 AM	18,507.61	4,626.90	9.6%	0.00	0.00	0.0%	0.00	0.00	0.0%
7:45 AM	9,782.63	2,445.66	5.1%	0.00	0.00	0.0%	0.00	0.00	0.0%
8:00 AM	6,580.48	1,645.12	3.4%	0.00	0.00	0.0%	0.00	0.00	0.0%
8:15 AM	4,285.23	1,071.31	2.2%	0.00	0.00	0.0%	0.00	0.00	0.0%
8:30 AM	2,573.60	643.40	1.3%	0.00	0.00	0.0%	0.00	0.00	0.0%
8:45 AM	1,105.92	276.48	0.6%	0.00	0.00	0.0%	0.00	0.00	0.0%
9:00 AM	472.17	118.04	0.2%	0.00	0.00	0.0%	0.00	0.00	0.0%
9:15 AM	218.83	54.71	0.1%	0.00	0.00	0.0%	0.00	0.00	0.0%
9:30 AM	172.76	43.19	0.1%	0.00	0.00	0.0%	0.00	0.00	0.0%
9:45 AM	143.89	35.97	0.1%	0.00	0.00	0.0%	0.00	0.00	0.0%
10:00 AM	116.78	29.19	0.1%	0.00	0.00	0.0%	0.00	0.00	0.0%
10:15 AM	91.69	22.92	0.0%	0.00	0.00	0.0%	0.00	0.00	0.0%
10:30 AM	68.06	17.01	0.0%	0.00	0.00	0.0%	0.00	0.00	0.0%
10:45 AM	45.86	11.47	0.0%	0.00	0.00	0.0%	0.00	0.00	0.0%
11:00 AM	24.87	6.22	0.0%	0.00	0.00	0.0%	0.00	0.00	0.0%
11:15 AM	6.86	1.71	0.0%	0.00	0.00	0.0%	0.00	0.00	0.0%
11:30 AM	0.00	0.00	0.0%	0.00	0.00	0.0%	0.00	0.00	0.0%
11:45 AM	0.00	0.00	0.0%	0.00	0.00	0.0%	0.00	0.00	0.0%
12:00 PM	0.00	0.00	0.0%	0.00	0.00	0.0%	0.00	0.00	0.0%
12:15 PM	0.00	0.00	0.0%	0.00	0.00	0.0%	0.00	0.00	0.0%
12:30 PM	0.00	0.00	0.0%	0.00	0.00	0.0%	0.00	0.00	0.0%
12:45 PM	0.00	0.00	0.0%	0.00	0.00	0.0%	0.00	0.00	0.0%
1:00 PM	0.00	0.00	0.0%	0.00	0.00	0.0%	0.00	0.00	0.0%
1:15 PM	0.00	0.00	0.0%	0.00	0.00	0.0%	0.00	0.00	0.0%
1:30 PM	0.00	0.00	0.0%	0.00	0.00	0.0%	0.00	0.00	0.0%
1:45 PM	0.00	0.00	0.0%	0.00	0.00	0.0%	0.00	0.00	0.0%
2:00 PM	0.00	0.00	0.0%	0.00	0.00	0.0%	0.00	0.00	0.0%
2:15 PM	0.00	0.00	0.0%	0.00	0.00	0.0%	0.00	0.00	0.0%
2:30 PM	0.00	0.00	0.0%	0.00	0.00	0.0%	0.00	0.00	0.0%
2:45 PM	0.00	0.00	0.0%	0.00	0.00	0.0%	0.00	0.00	0.0%
3:00 PM	0.00	0.00	0.0%	0.00	0.00	0.0%	0.00	0.00	0.0%
3:15 PM	0.00	0.00	0.0%	0.00	0.00	0.0%	0.00	0.00	0.0%
3:30 PM	0.00	0.00	0.0%	0.00	0.00	0.0%	0.00	0.00	0.0%
3:45 PM	0.00	0.00	0.0%	0.00	0.00	0.0%	0.00	0.00	0.0%
4:00 PM	0.00	0.00	0.0%	0.00	0.00	0.0%	0.00	0.00	0.0%
4:15 PM	0.00	0.00	0.0%	0.00	0.00	0.0%	0.00	0.00	0.0%
4:30 PM	0.00	0.00	0.0%	0.00	0.00	0.0%	0.00	0.00	0.0%
4:45 PM	0.00	0.00	0.0%	0.00	0.00	0.0%	0.00	0.00	0.0%
5:00 PM	0.00	0.00	0.0%	0.00	0.00	0.0%	0.00	0.00	0.0%
5:15 PM	0.00	0.00	0.0%	0.00	0.00	0.0%	0.00	0.00	0.0%
5:30 PM	0.00	0.00	0.0%	0.00	0.00	0.0%	0.00	0.00	0.0%
5:45 PM	30.53	7.63	0.0%	0.00	0.00	0.0%	0.00	0.00	0.0%
6:00 PM	156.82	39.21	0.1%	0.00	0.00	0.0%	0.00	0.00	0.0%
6:15 PM	907.19	226.80	0.5%	0.00	0.00	0.0%	0.00	0.00	0.0%
6:30 PM	2,135.30	533.83	1.1%	0.00	0.00	0.0%	753.94	188.49	0.4%
6:45 PM	4,044.66	1,011.16	2.1%	0.00	0.00	0.0%	4,043.04	1,010.76	2.1%
7:00 PM	7,194.50	1,798.63	3.7%	0.00	0.00	0.0%	11,764.36	2,941.09	6.1%
7:15 PM	13,231.08	2,778.53	6.8%	0.00	0.00	0.0%	19,386.12	4,071.08	10.0%
7:25 PM	19,736.28	1,776.27	10.2%	0.00	0.00	0.0%	24,488.48	2,203.96	12.7%



# AUGUST 2

Mirror date: May 10  
 Analysis hours: 7:12 AM-7:18 PM (PDT)

Analysis Time	EXISTING SHADOW			SFMTA POTRERO YARD NET NEW SHADOW			CUMULATIVE NET NEW SHADOW		
	Shadow Area (sf)	Area/Time (sfh)	Coverage	Shadow Area (sf)	Area/Time (sfh)	Coverage	Shadow Area (sf)	Area/Time (sfh)	Coverage
7:12 AM	43,948.77	878.98	22.7%	0.00	0.00	0.0%	0.00	0.00	0.0%
7:15 AM	40,679.10	6,101.86	21.0%	0.00	0.00	0.0%	0.00	0.00	0.0%
7:30 AM	24,224.58	6,056.15	12.5%	0.00	0.00	0.0%	0.00	0.00	0.0%
7:45 AM	12,488.63	3,122.16	6.5%	0.00	0.00	0.0%	0.00	0.00	0.0%
8:00 AM	7,841.46	1,960.36	4.1%	0.00	0.00	0.0%	0.00	0.00	0.0%
8:15 AM	5,083.83	1,270.96	2.6%	0.00	0.00	0.0%	0.00	0.00	0.0%
8:30 AM	3,172.32	793.08	1.6%	0.00	0.00	0.0%	0.00	0.00	0.0%
8:45 AM	1,475.50	368.88	0.8%	0.00	0.00	0.0%	0.00	0.00	0.0%
9:00 AM	508.26	127.06	0.3%	0.00	0.00	0.0%	0.00	0.00	0.0%
9:15 AM	235.16	58.79	0.1%	0.00	0.00	0.0%	0.00	0.00	0.0%
9:30 AM	181.63	45.41	0.1%	0.00	0.00	0.0%	0.00	0.00	0.0%
9:45 AM	151.00	37.75	0.1%	0.00	0.00	0.0%	0.00	0.00	0.0%
10:00 AM	122.95	30.74	0.1%	0.00	0.00	0.0%	0.00	0.00	0.0%
10:15 AM	96.70	24.18	0.1%	0.00	0.00	0.0%	0.00	0.00	0.0%
10:30 AM	72.32	18.08	0.0%	0.00	0.00	0.0%	0.00	0.00	0.0%
10:45 AM	49.24	12.31	0.0%	0.00	0.00	0.0%	0.00	0.00	0.0%
11:00 AM	27.60	6.90	0.0%	0.00	0.00	0.0%	0.00	0.00	0.0%
11:15 AM	8.55	2.14	0.0%	0.00	0.00	0.0%	0.00	0.00	0.0%
11:30 AM	0.00	0.00	0.0%	0.00	0.00	0.0%	0.00	0.00	0.0%
11:45 AM	0.00	0.00	0.0%	0.00	0.00	0.0%	0.00	0.00	0.0%
12:00 PM	0.00	0.00	0.0%	0.00	0.00	0.0%	0.00	0.00	0.0%
12:15 PM	0.00	0.00	0.0%	0.00	0.00	0.0%	0.00	0.00	0.0%
12:30 PM	0.00	0.00	0.0%	0.00	0.00	0.0%	0.00	0.00	0.0%
12:45 PM	0.00	0.00	0.0%	0.00	0.00	0.0%	0.00	0.00	0.0%
1:00 PM	0.00	0.00	0.0%	0.00	0.00	0.0%	0.00	0.00	0.0%
1:15 PM	0.00	0.00	0.0%	0.00	0.00	0.0%	0.00	0.00	0.0%
1:30 PM	0.00	0.00	0.0%	0.00	0.00	0.0%	0.00	0.00	0.0%
1:45 PM	0.00	0.00	0.0%	0.00	0.00	0.0%	0.00	0.00	0.0%
2:00 PM	0.00	0.00	0.0%	0.00	0.00	0.0%	0.00	0.00	0.0%
2:15 PM	0.00	0.00	0.0%	0.00	0.00	0.0%	0.00	0.00	0.0%
2:30 PM	0.00	0.00	0.0%	0.00	0.00	0.0%	0.00	0.00	0.0%
2:45 PM	0.00	0.00	0.0%	0.00	0.00	0.0%	0.00	0.00	0.0%
3:00 PM	0.00	0.00	0.0%	0.00	0.00	0.0%	0.00	0.00	0.0%
3:15 PM	0.00	0.00	0.0%	0.00	0.00	0.0%	0.00	0.00	0.0%
3:30 PM	0.00	0.00	0.0%	0.00	0.00	0.0%	0.00	0.00	0.0%
3:45 PM	0.00	0.00	0.0%	0.00	0.00	0.0%	0.00	0.00	0.0%
4:00 PM	0.00	0.00	0.0%	0.00	0.00	0.0%	0.00	0.00	0.0%
4:15 PM	0.00	0.00	0.0%	0.00	0.00	0.0%	0.00	0.00	0.0%
4:30 PM	0.00	0.00	0.0%	0.00	0.00	0.0%	0.00	0.00	0.0%
4:45 PM	0.00	0.00	0.0%	0.00	0.00	0.0%	0.00	0.00	0.0%
5:00 PM	0.00	0.00	0.0%	0.00	0.00	0.0%	0.00	0.00	0.0%
5:15 PM	0.00	0.00	0.0%	0.00	0.00	0.0%	0.00	0.00	0.0%
5:30 PM	3.53	0.88	0.0%	0.00	0.00	0.0%	0.00	0.00	0.0%
5:45 PM	55.14	13.79	0.0%	0.00	0.00	0.0%	0.00	0.00	0.0%
6:00 PM	377.99	94.50	0.2%	0.00	0.00	0.0%	0.00	0.00	0.0%
6:15 PM	1,302.65	325.66	0.7%	0.00	0.00	0.0%	4.45	1.11	0.0%
6:30 PM	2,806.58	701.64	1.5%	0.00	0.00	0.0%	1,507.54	376.88	0.8%
6:45 PM	5,057.51	1,264.38	2.6%	0.00	0.00	0.0%	6,352.56	1,588.14	3.3%
7:00 PM	9,070.30	2,267.58	4.7%	0.00	0.00	0.0%	14,878.09	3,719.52	7.7%
7:15 PM	16,594.54	2,489.18	8.6%	0.00	0.00	0.0%	23,836.35	3,575.45	12.3%
7:18 PM	19,046.12	571.38	9.9%	0.00	0.00	0.0%	26,571.29	797.14	13.7%

# AUGUST 9

Mirror date: May 3  
 Analysis hours: 7:19 AM-7:10 PM (PDT)

Analysis Time	EXISTING SHADOW			SFMTA POTRERO YARD NET NEW SHADOW			CUMULATIVE NET NEW SHADOW		
	Shadow Area (sf)	Area/Time (sfh)	Coverage	Shadow Area (sf)	Area/Time (sfh)	Coverage	Shadow Area (sf)	Area/Time (sfh)	Coverage
7:19 AM	45,998.97	4,139.91	23.8%	0.00	0.00	0.0%	0.00	0.00	0.0%
7:30 AM	31,224.20	6,557.08	16.2%	0.00	0.00	0.0%	0.00	0.00	0.0%
7:45 AM	16,622.81	4,155.70	8.6%	0.00	0.00	0.0%	0.00	0.00	0.0%
8:00 AM	9,444.49	2,361.12	4.9%	0.00	0.00	0.0%	0.00	0.00	0.0%
8:15 AM	6,167.12	1,541.78	3.2%	0.00	0.00	0.0%	0.00	0.00	0.0%
8:30 AM	3,842.25	960.56	2.0%	0.00	0.00	0.0%	0.00	0.00	0.0%
8:45 AM	1,842.25	460.56	1.0%	0.00	0.00	0.0%	0.00	0.00	0.0%
9:00 AM	541.17	135.29	0.3%	0.00	0.00	0.0%	0.00	0.00	0.0%
9:15 AM	252.72	63.18	0.1%	0.00	0.00	0.0%	0.00	0.00	0.0%
9:30 AM	191.32	47.83	0.1%	0.00	0.00	0.0%	0.00	0.00	0.0%
9:45 AM	159.34	39.83	0.1%	0.00	0.00	0.0%	0.00	0.00	0.0%
10:00 AM	129.57	32.39	0.1%	0.00	0.00	0.0%	0.00	0.00	0.0%
10:15 AM	102.13	25.53	0.1%	0.00	0.00	0.0%	0.00	0.00	0.0%
10:30 AM	76.69	19.17	0.0%	0.00	0.00	0.0%	0.00	0.00	0.0%
10:45 AM	52.85	13.21	0.0%	0.00	0.00	0.0%	0.00	0.00	0.0%
11:00 AM	30.40	7.60	0.0%	0.00	0.00	0.0%	0.00	0.00	0.0%
11:15 AM	10.08	2.52	0.0%	0.00	0.00	0.0%	0.00	0.00	0.0%
11:30 AM	0.00	0.00	0.0%	0.00	0.00	0.0%	0.00	0.00	0.0%
11:45 AM	0.00	0.00	0.0%	0.00	0.00	0.0%	0.00	0.00	0.0%
12:00 PM	0.00	0.00	0.0%	0.00	0.00	0.0%	0.00	0.00	0.0%
12:15 PM	0.00	0.00	0.0%	0.00	0.00	0.0%	0.00	0.00	0.0%
12:30 PM	0.00	0.00	0.0%	0.00	0.00	0.0%	0.00	0.00	0.0%
12:45 PM	0.00	0.00	0.0%	0.00	0.00	0.0%	0.00	0.00	0.0%
1:00 PM	0.00	0.00	0.0%	0.00	0.00	0.0%	0.00	0.00	0.0%
1:15 PM	0.00	0.00	0.0%	0.00	0.00	0.0%	0.00	0.00	0.0%
1:30 PM	0.00	0.00	0.0%	0.00	0.00	0.0%	0.00	0.00	0.0%
1:45 PM	0.00	0.00	0.0%	0.00	0.00	0.0%	0.00	0.00	0.0%
2:00 PM	0.00	0.00	0.0%	0.00	0.00	0.0%	0.00	0.00	0.0%
2:15 PM	0.00	0.00	0.0%	0.00	0.00	0.0%	0.00	0.00	0.0%
2:30 PM	0.00	0.00	0.0%	0.00	0.00	0.0%	0.00	0.00	0.0%
2:45 PM	0.00	0.00	0.0%	0.00	0.00	0.0%	0.00	0.00	0.0%
3:00 PM	0.00	0.00	0.0%	0.00	0.00	0.0%	0.00	0.00	0.0%
3:15 PM	0.00	0.00	0.0%	0.00	0.00	0.0%	0.00	0.00	0.0%
3:30 PM	0.00	0.00	0.0%	0.00	0.00	0.0%	0.00	0.00	0.0%
3:45 PM	0.00	0.00	0.0%	0.00	0.00	0.0%	0.00	0.00	0.0%
4:00 PM	0.00	0.00	0.0%	0.00	0.00	0.0%	0.00	0.00	0.0%
4:15 PM	0.00	0.00	0.0%	0.00	0.00	0.0%	0.00	0.00	0.0%
4:30 PM	0.00	0.00	0.0%	0.00	0.00	0.0%	0.00	0.00	0.0%
4:45 PM	0.00	0.00	0.0%	0.00	0.00	0.0%	0.00	0.00	0.0%
5:00 PM	0.00	0.00	0.0%	0.00	0.00	0.0%	0.00	0.00	0.0%
5:15 PM	0.00	0.00	0.0%	0.00	0.00	0.0%	0.00	0.00	0.0%
5:30 PM	17.35	4.34	0.0%	0.00	0.00	0.0%	0.00	0.00	0.0%
5:45 PM	105.81	26.45	0.1%	0.00	0.00	0.0%	0.00	0.00	0.0%
6:00 PM	781.40	195.35	0.4%	0.00	0.00	0.0%	0.00	0.00	0.0%
6:15 PM	1,935.82	483.96	1.0%	0.00	0.00	0.0%	458.24	114.56	0.2%
6:30 PM	3,741.10	935.28	1.9%	0.00	0.00	0.0%	3,181.42	795.36	1.6%
6:45 PM	6,577.98	2,236.51	3.4%	0.00	0.00	0.0%	9,731.87	3,308.84	5.0%
7:10 PM	18,320.24	3,847.25	9.5%	0.00	0.00	0.0%	27,917.78	5,862.73	14.4%

# AUGUST 16

Mirror date: April 26  
 Analysis hours: 7:25 AM-7:02 PM (PDT)

Analysis Time	EXISTING SHADOW			SFMTA POTRERO YARD NET NEW SHADOW			CUMULATIVE NET NEW SHADOW		
	Shadow Area (sf)	Area/Time (sfh)	Coverage	Shadow Area (sf)	Area/Time (sfh)	Coverage	Shadow Area (sf)	Area/Time (sfh)	Coverage
7:25 AM	47,503.52	1,900.14	24.6%	0.00	0.00	0.0%	0.00	0.00	0.0%
7:30 AM	40,112.79	6,819.17	20.7%	0.00	0.00	0.0%	0.00	0.00	0.0%
7:45 AM	22,484.65	5,621.16	11.6%	0.00	0.00	0.0%	0.00	0.00	0.0%
8:00 AM	11,740.53	2,935.13	6.1%	0.00	0.00	0.0%	0.00	0.00	0.0%
8:15 AM	7,441.29	1,860.32	3.8%	0.00	0.00	0.0%	0.00	0.00	0.0%
8:30 AM	4,450.15	1,112.54	2.3%	0.00	0.00	0.0%	0.00	0.00	0.0%
8:45 AM	2,320.05	580.01	1.2%	0.00	0.00	0.0%	0.00	0.00	0.0%
9:00 AM	704.92	176.23	0.4%	0.00	0.00	0.0%	0.00	0.00	0.0%
9:15 AM	272.15	68.04	0.1%	0.00	0.00	0.0%	0.00	0.00	0.0%
9:30 AM	202.37	50.59	0.1%	0.00	0.00	0.0%	0.00	0.00	0.0%
9:45 AM	168.29	42.07	0.1%	0.00	0.00	0.0%	0.00	0.00	0.0%
10:00 AM	137.08	34.27	0.1%	0.00	0.00	0.0%	0.00	0.00	0.0%
10:15 AM	108.17	27.04	0.1%	0.00	0.00	0.0%	0.00	0.00	0.0%
10:30 AM	81.53	20.38	0.0%	0.00	0.00	0.0%	0.00	0.00	0.0%
10:45 AM	56.65	14.16	0.0%	0.00	0.00	0.0%	0.00	0.00	0.0%
11:00 AM	33.24	8.31	0.0%	0.00	0.00	0.0%	0.00	0.00	0.0%
11:15 AM	11.60	2.90	0.0%	0.00	0.00	0.0%	0.00	0.00	0.0%
11:30 AM	0.05	0.01	0.0%	0.00	0.00	0.0%	0.00	0.00	0.0%
11:45 AM	0.00	0.00	0.0%	0.00	0.00	0.0%	0.00	0.00	0.0%
12:00 PM	0.00	0.00	0.0%	0.00	0.00	0.0%	0.00	0.00	0.0%
12:15 PM	0.00	0.00	0.0%	0.00	0.00	0.0%	0.00	0.00	0.0%
12:30 PM	0.00	0.00	0.0%	0.00	0.00	0.0%	0.00	0.00	0.0%
12:45 PM	0.00	0.00	0.0%	0.00	0.00	0.0%	0.00	0.00	0.0%
1:00 PM	0.00	0.00	0.0%	0.00	0.00	0.0%	0.00	0.00	0.0%
1:15 PM	0.00	0.00	0.0%	0.00	0.00	0.0%	0.00	0.00	0.0%
1:30 PM	0.00	0.00	0.0%	0.00	0.00	0.0%	0.00	0.00	0.0%
1:45 PM	0.00	0.00	0.0%	0.00	0.00	0.0%	0.00	0.00	0.0%
2:00 PM	0.00	0.00	0.0%	0.00	0.00	0.0%	0.00	0.00	0.0%
2:15 PM	0.00	0.00	0.0%	0.00	0.00	0.0%	0.00	0.00	0.0%
2:30 PM	0.00	0.00	0.0%	0.00	0.00	0.0%	0.00	0.00	0.0%
2:45 PM	0.00	0.00	0.0%	0.00	0.00	0.0%	0.00	0.00	0.0%
3:00 PM	0.00	0.00	0.0%	0.00	0.00	0.0%	0.00	0.00	0.0%
3:15 PM	0.00	0.00	0.0%	0.00	0.00	0.0%	0.00	0.00	0.0%
3:30 PM	0.00	0.00	0.0%	0.00	0.00	0.0%	0.00	0.00	0.0%
3:45 PM	0.00	0.00	0.0%	0.00	0.00	0.0%	0.00	0.00	0.0%
4:00 PM	0.00	0.00	0.0%	0.00	0.00	0.0%	0.00	0.00	0.0%
4:15 PM	0.00	0.00	0.0%	0.00	0.00	0.0%	0.00	0.00	0.0%
4:30 PM	0.00	0.00	0.0%	0.00	0.00	0.0%	0.00	0.00	0.0%
4:45 PM	0.00	0.00	0.0%	0.00	0.00	0.0%	0.00	0.00	0.0%
5:00 PM	0.00	0.00	0.0%	0.00	0.00	0.0%	0.00	0.00	0.0%
5:15 PM	1.16	0.29	0.0%	0.00	0.00	0.0%	0.00	0.00	0.0%
5:30 PM	46.25	11.56	0.0%	0.00	0.00	0.0%	0.00	0.00	0.0%
5:45 PM	376.57	94.14	0.2%	0.00	0.00	0.0%	0.00	0.00	0.0%
6:00 PM	1,323.82	330.96	0.7%	0.00	0.00	0.0%	0.00	0.00	0.0%
6:15 PM	2,820.93	705.23	1.5%	0.00	0.00	0.0%	1,386.71	346.68	0.7%
6:30 PM	5,046.87	1,261.72	2.6%	0.00	0.00	0.0%	6,045.57	1,511.39	3.1%
6:45 PM	8,946.82	2,415.64	4.6%	0.00	0.00	0.0%	13,436.19	3,627.77	6.9%
7:02 PM	17,592.45	2,462.94	9.1%	0.00	0.00	0.0%	27,732.66	3,882.57	14.3%

# AUGUST 23

Mirror date: April 19  
 Analysis hours: 7:31 AM-6:52 PM (PDT)

Analysis Time	EXISTING SHADOW			SFMTA POTRERO YARD NET NEW SHADOW			CUMULATIVE NET NEW SHADOW		
	Shadow Area (sf)	Area/Time (sfh)	Coverage	Shadow Area (sf)	Area/Time (sfh)	Coverage	Shadow Area (sf)	Area/Time (sfh)	Coverage
7:31 AM	49,081.97	5,399.02	25.4%	0.00	0.00	0.0%	0.00	0.00	0.0%
7:45 AM	29,677.38	6,825.80	15.4%	0.00	0.00	0.0%	0.00	0.00	0.0%
8:00 AM	15,110.49	3,777.62	7.8%	0.00	0.00	0.0%	0.00	0.00	0.0%
8:15 AM	8,610.85	2,152.71	4.5%	0.00	0.00	0.0%	0.00	0.00	0.0%
8:30 AM	5,152.74	1,288.18	2.7%	0.00	0.00	0.0%	0.00	0.00	0.0%
8:45 AM	2,841.63	710.41	1.5%	0.00	0.00	0.0%	0.00	0.00	0.0%
9:00 AM	1,009.08	252.27	0.5%	0.00	0.00	0.0%	0.00	0.00	0.0%
9:15 AM	289.70	72.42	0.1%	0.00	0.00	0.0%	0.00	0.00	0.0%
9:30 AM	214.23	53.56	0.1%	0.00	0.00	0.0%	0.00	0.00	0.0%
9:45 AM	177.80	44.45	0.1%	0.00	0.00	0.0%	0.00	0.00	0.0%
10:00 AM	144.54	36.13	0.1%	0.00	0.00	0.0%	0.00	0.00	0.0%
10:15 AM	114.17	28.54	0.1%	0.00	0.00	0.0%	0.00	0.00	0.0%
10:30 AM	85.89	21.47	0.0%	0.00	0.00	0.0%	0.00	0.00	0.0%
10:45 AM	59.88	14.97	0.0%	0.00	0.00	0.0%	0.00	0.00	0.0%
11:00 AM	35.57	8.89	0.0%	0.00	0.00	0.0%	0.00	0.00	0.0%
11:15 AM	12.80	3.20	0.0%	0.00	0.00	0.0%	0.00	0.00	0.0%
11:30 AM	0.17	0.04	0.0%	0.00	0.00	0.0%	0.00	0.00	0.0%
11:45 AM	0.00	0.00	0.0%	0.00	0.00	0.0%	0.00	0.00	0.0%
12:00 PM	0.00	0.00	0.0%	0.00	0.00	0.0%	0.00	0.00	0.0%
12:15 PM	0.00	0.00	0.0%	0.00	0.00	0.0%	0.00	0.00	0.0%
12:30 PM	0.00	0.00	0.0%	0.00	0.00	0.0%	0.00	0.00	0.0%
12:45 PM	0.00	0.00	0.0%	0.00	0.00	0.0%	0.00	0.00	0.0%
1:00 PM	0.00	0.00	0.0%	0.00	0.00	0.0%	0.00	0.00	0.0%
1:15 PM	0.00	0.00	0.0%	0.00	0.00	0.0%	0.00	0.00	0.0%
1:30 PM	0.00	0.00	0.0%	0.00	0.00	0.0%	0.00	0.00	0.0%
1:45 PM	0.00	0.00	0.0%	0.00	0.00	0.0%	0.00	0.00	0.0%
2:00 PM	0.00	0.00	0.0%	0.00	0.00	0.0%	0.00	0.00	0.0%
2:15 PM	0.00	0.00	0.0%	0.00	0.00	0.0%	0.00	0.00	0.0%
2:30 PM	0.00	0.00	0.0%	0.00	0.00	0.0%	0.00	0.00	0.0%
2:45 PM	0.00	0.00	0.0%	0.00	0.00	0.0%	0.00	0.00	0.0%
3:00 PM	0.00	0.00	0.0%	0.00	0.00	0.0%	0.00	0.00	0.0%
3:15 PM	0.00	0.00	0.0%	0.00	0.00	0.0%	0.00	0.00	0.0%
3:30 PM	0.00	0.00	0.0%	0.00	0.00	0.0%	0.00	0.00	0.0%
3:45 PM	0.00	0.00	0.0%	0.00	0.00	0.0%	0.00	0.00	0.0%
4:00 PM	0.00	0.00	0.0%	0.00	0.00	0.0%	0.00	0.00	0.0%
4:15 PM	0.00	0.00	0.0%	0.00	0.00	0.0%	0.00	0.00	0.0%
4:30 PM	0.00	0.00	0.0%	0.00	0.00	0.0%	0.00	0.00	0.0%
4:45 PM	0.00	0.00	0.0%	0.00	0.00	0.0%	0.00	0.00	0.0%
5:00 PM	0.00	0.00	0.0%	0.00	0.00	0.0%	0.00	0.00	0.0%
5:15 PM	17.70	4.43	0.0%	0.00	0.00	0.0%	0.00	0.00	0.0%
5:30 PM	133.69	33.42	0.1%	0.00	0.00	0.0%	0.00	0.00	0.0%
5:45 PM	903.39	225.85	0.5%	0.00	0.00	0.0%	0.00	0.00	0.0%
6:00 PM	2,156.52	539.13	1.1%	0.00	0.00	0.0%	645.73	161.43	0.3%
6:15 PM	4,050.34	1,012.58	2.1%	0.00	0.00	0.0%	3,509.57	877.39	1.8%
6:30 PM	7,011.64	1,752.91	3.6%	0.00	0.00	0.0%	10,167.28	2,541.82	5.3%
6:45 PM	12,723.41	2,417.45	6.6%	0.00	0.00	0.0%	17,865.20	3,394.39	9.2%
6:52 PM	16,945.10	1,016.71	8.8%	0.00	0.00	0.0%	25,922.14	1,555.33	13.4%

# AUGUST 30

Mirror date: April 12  
 Analysis hours: 7:37 AM-6:42 PM (PDT)

Analysis Time	EXISTING SHADOW			SFMTA POTRERO YARD NET NEW SHADOW			CUMULATIVE NET NEW SHADOW		
	Shadow Area (sf)	Area/Time (sfh)	Coverage	Shadow Area (sf)	Area/Time (sfh)	Coverage	Shadow Area (sf)	Area/Time (sfh)	Coverage
7:37 AM	50,838.25	3,050.30	26.3%	0.00	0.00	0.0%	0.00	0.00	0.0%
7:45 AM	37,960.15	7,212.43	19.6%	0.00	0.00	0.0%	0.00	0.00	0.0%
8:00 AM	19,823.62	4,955.91	10.3%	0.00	0.00	0.0%	0.00	0.00	0.0%
8:15 AM	10,098.50	2,524.63	5.2%	0.00	0.00	0.0%	0.00	0.00	0.0%
8:30 AM	6,118.10	1,529.52	3.2%	0.00	0.00	0.0%	0.00	0.00	0.0%
8:45 AM	3,457.75	864.44	1.8%	0.00	0.00	0.0%	0.00	0.00	0.0%
9:00 AM	1,409.11	352.28	0.7%	0.00	0.00	0.0%	0.00	0.00	0.0%
9:15 AM	308.40	77.10	0.2%	0.00	0.00	0.0%	0.00	0.00	0.0%
9:30 AM	227.43	56.86	0.1%	0.00	0.00	0.0%	0.00	0.00	0.0%
9:45 AM	188.44	47.11	0.1%	0.00	0.00	0.0%	0.00	0.00	0.0%
10:00 AM	152.69	38.17	0.1%	0.00	0.00	0.0%	0.00	0.00	0.0%
10:15 AM	120.58	30.14	0.1%	0.00	0.00	0.0%	0.00	0.00	0.0%
10:30 AM	90.92	22.73	0.0%	0.00	0.00	0.0%	0.00	0.00	0.0%
10:45 AM	63.50	15.88	0.0%	0.00	0.00	0.0%	0.00	0.00	0.0%
11:00 AM	38.05	9.51	0.0%	0.00	0.00	0.0%	0.00	0.00	0.0%
11:15 AM	14.07	3.52	0.0%	0.00	0.00	0.0%	0.00	0.00	0.0%
11:30 AM	0.24	0.06	0.0%	0.00	0.00	0.0%	0.00	0.00	0.0%
11:45 AM	0.00	0.00	0.0%	0.00	0.00	0.0%	0.00	0.00	0.0%
12:00 PM	0.00	0.00	0.0%	0.00	0.00	0.0%	0.00	0.00	0.0%
12:15 PM	0.00	0.00	0.0%	0.00	0.00	0.0%	0.00	0.00	0.0%
12:30 PM	0.00	0.00	0.0%	0.00	0.00	0.0%	0.00	0.00	0.0%
12:45 PM	0.00	0.00	0.0%	0.00	0.00	0.0%	0.00	0.00	0.0%
1:00 PM	0.00	0.00	0.0%	0.00	0.00	0.0%	0.00	0.00	0.0%
1:15 PM	0.00	0.00	0.0%	0.00	0.00	0.0%	0.00	0.00	0.0%
1:30 PM	0.00	0.00	0.0%	0.00	0.00	0.0%	0.00	0.00	0.0%
1:45 PM	0.00	0.00	0.0%	0.00	0.00	0.0%	0.00	0.00	0.0%
2:00 PM	0.00	0.00	0.0%	0.00	0.00	0.0%	0.00	0.00	0.0%
2:15 PM	0.00	0.00	0.0%	0.00	0.00	0.0%	0.00	0.00	0.0%
2:30 PM	0.00	0.00	0.0%	0.00	0.00	0.0%	0.00	0.00	0.0%
2:45 PM	0.00	0.00	0.0%	0.00	0.00	0.0%	0.00	0.00	0.0%
3:00 PM	0.00	0.00	0.0%	0.00	0.00	0.0%	0.00	0.00	0.0%
3:15 PM	0.00	0.00	0.0%	0.00	0.00	0.0%	0.00	0.00	0.0%
3:30 PM	0.00	0.00	0.0%	0.00	0.00	0.0%	0.00	0.00	0.0%
3:45 PM	0.00	0.00	0.0%	0.00	0.00	0.0%	0.00	0.00	0.0%
4:00 PM	0.00	0.00	0.0%	0.00	0.00	0.0%	0.00	0.00	0.0%
4:15 PM	0.00	0.00	0.0%	0.00	0.00	0.0%	0.00	0.00	0.0%
4:30 PM	0.00	0.00	0.0%	0.00	0.00	0.0%	0.00	0.00	0.0%
4:45 PM	0.00	0.00	0.0%	0.00	0.00	0.0%	0.00	0.00	0.0%
5:00 PM	3.76	0.94	0.0%	0.00	0.00	0.0%	0.00	0.00	0.0%
5:15 PM	58.95	14.74	0.0%	0.00	0.00	0.0%	0.00	0.00	0.0%
5:30 PM	539.33	134.83	0.3%	0.00	0.00	0.0%	0.00	0.00	0.0%
5:45 PM	1,587.81	396.95	0.8%	0.00	0.00	0.0%	134.16	33.54	0.1%
6:00 PM	3,265.93	816.48	1.7%	0.00	0.00	0.0%	1,810.74	452.68	0.9%
6:15 PM	5,797.77	1,449.44	3.0%	0.00	0.00	0.0%	7,303.51	1,825.88	3.8%
6:30 PM	10,298.07	2,368.56	5.3%	0.00	0.00	0.0%	13,808.10	3,175.86	7.1%
6:42 PM	16,451.00	1,809.61	8.5%	0.00	0.00	0.0%	24,276.85	2,670.45	12.6%

# SEPTEMBER 6

Mirror date: April 5  
 Analysis hours: 7:44 AM-6:31 PM (PDT)

Analysis Time	EXISTING SHADOW			SFMTA POTRERO YARD NET NEW SHADOW			CUMULATIVE NET NEW SHADOW		
	Shadow Area (sf)	Area/Time (sfh)	Coverage	Shadow Area (sf)	Area/Time (sfh)	Coverage	Shadow Area (sf)	Area/Time (sfh)	Coverage
7:44 AM	50,283.50	6,536.85	26.0%	0.00	0.00	0.0%	0.00	0.00	0.0%
8:00 AM	25,894.71	6,473.68	13.4%	0.00	0.00	0.0%	0.00	0.00	0.0%
8:15 AM	12,577.61	3,144.40	6.5%	0.00	0.00	0.0%	0.00	0.00	0.0%
8:30 AM	7,317.22	1,829.31	3.8%	0.00	0.00	0.0%	0.00	0.00	0.0%
8:45 AM	4,200.98	1,050.25	2.2%	0.00	0.00	0.0%	0.00	0.00	0.0%
9:00 AM	1,949.55	487.39	1.0%	0.00	0.00	0.0%	0.00	0.00	0.0%
9:15 AM	385.79	96.45	0.2%	0.00	0.00	0.0%	0.00	0.00	0.0%
9:30 AM	242.71	60.68	0.1%	0.00	0.00	0.0%	0.00	0.00	0.0%
9:45 AM	200.31	50.08	0.1%	0.00	0.00	0.0%	0.00	0.00	0.0%
10:00 AM	162.25	40.56	0.1%	0.00	0.00	0.0%	0.00	0.00	0.0%
10:15 AM	127.81	31.95	0.1%	0.00	0.00	0.0%	0.00	0.00	0.0%
10:30 AM	96.24	24.06	0.0%	0.00	0.00	0.0%	0.00	0.00	0.0%
10:45 AM	67.22	16.81	0.0%	0.00	0.00	0.0%	0.00	0.00	0.0%
11:00 AM	40.53	10.13	0.0%	0.00	0.00	0.0%	0.00	0.00	0.0%
11:15 AM	15.59	3.90	0.0%	0.00	0.00	0.0%	0.00	0.00	0.0%
11:30 AM	0.25	0.06	0.0%	0.00	0.00	0.0%	0.00	0.00	0.0%
11:45 AM	0.00	0.00	0.0%	0.00	0.00	0.0%	0.00	0.00	0.0%
12:00 PM	0.00	0.00	0.0%	0.00	0.00	0.0%	0.00	0.00	0.0%
12:15 PM	0.00	0.00	0.0%	0.00	0.00	0.0%	0.00	0.00	0.0%
12:30 PM	0.00	0.00	0.0%	0.00	0.00	0.0%	0.00	0.00	0.0%
12:45 PM	0.00	0.00	0.0%	0.00	0.00	0.0%	0.00	0.00	0.0%
1:00 PM	0.00	0.00	0.0%	0.00	0.00	0.0%	0.00	0.00	0.0%
1:15 PM	0.00	0.00	0.0%	0.00	0.00	0.0%	0.00	0.00	0.0%
1:30 PM	0.00	0.00	0.0%	0.00	0.00	0.0%	0.00	0.00	0.0%
1:45 PM	0.00	0.00	0.0%	0.00	0.00	0.0%	0.00	0.00	0.0%
2:00 PM	0.00	0.00	0.0%	0.00	0.00	0.0%	0.00	0.00	0.0%
2:15 PM	0.00	0.00	0.0%	0.00	0.00	0.0%	0.00	0.00	0.0%
2:30 PM	0.00	0.00	0.0%	0.00	0.00	0.0%	0.00	0.00	0.0%
2:45 PM	0.00	0.00	0.0%	0.00	0.00	0.0%	0.00	0.00	0.0%
3:00 PM	0.00	0.00	0.0%	0.00	0.00	0.0%	0.00	0.00	0.0%
3:15 PM	0.00	0.00	0.0%	0.00	0.00	0.0%	0.00	0.00	0.0%
3:30 PM	0.00	0.00	0.0%	0.00	0.00	0.0%	0.00	0.00	0.0%
3:45 PM	0.00	0.00	0.0%	0.00	0.00	0.0%	0.00	0.00	0.0%
4:00 PM	0.00	0.00	0.0%	0.00	0.00	0.0%	0.00	0.00	0.0%
4:15 PM	0.00	0.00	0.0%	0.00	0.00	0.0%	0.00	0.00	0.0%
4:30 PM	0.00	0.00	0.0%	0.00	0.00	0.0%	0.00	0.00	0.0%
4:45 PM	0.00	0.00	0.0%	0.00	0.00	0.0%	0.00	0.00	0.0%
5:00 PM	31.03	7.76	0.0%	0.00	0.00	0.0%	0.00	0.00	0.0%
5:15 PM	254.91	63.73	0.1%	0.00	0.00	0.0%	0.00	0.00	0.0%
5:30 PM	1,150.88	287.72	0.6%	0.00	0.00	0.0%	0.00	0.00	0.0%
5:45 PM	2,621.05	655.26	1.4%	0.00	0.00	0.0%	1,158.89	289.72	0.6%
6:00 PM	4,807.88	1,201.97	2.5%	0.00	0.00	0.0%	4,933.70	1,233.43	2.6%
6:15 PM	8,478.29	2,289.14	4.4%	0.00	0.00	0.0%	11,482.07	3,100.16	5.9%
6:31 PM	16,064.20	2,248.99	8.3%	0.00	0.00	0.0%	22,591.68	3,162.83	11.7%

# SEPTEMBER 13

Mirror date: March 29  
 Analysis hours: 7:50 AM-6:21 PM (PDT)

Analysis Time	EXISTING SHADOW			SFMTA POTRERO YARD NET NEW SHADOW			CUMULATIVE NET NEW SHADOW		
	Shadow Area (sf)	Area/Time (sfh)	Coverage	Shadow Area (sf)	Area/Time (sfh)	Coverage	Shadow Area (sf)	Area/Time (sfh)	Coverage
7:50 AM	49,436.83	3,954.95	25.6%	0.00	0.00	0.0%	0.00	0.00	0.0%
8:00 AM	33,173.10	6,966.35	17.2%	0.00	0.00	0.0%	0.00	0.00	0.0%
8:15 AM	16,364.89	4,091.22	8.5%	0.00	0.00	0.0%	0.00	0.00	0.0%
8:30 AM	8,869.54	2,217.38	4.6%	0.00	0.00	0.0%	0.00	0.00	0.0%
8:45 AM	5,144.85	1,286.21	2.7%	0.00	0.00	0.0%	0.00	0.00	0.0%
9:00 AM	2,602.01	650.50	1.3%	0.00	0.00	0.0%	0.00	0.00	0.0%
9:15 AM	710.60	177.65	0.4%	0.00	0.00	0.0%	0.00	0.00	0.0%
9:30 AM	260.36	65.09	0.1%	0.00	0.00	0.0%	0.00	0.00	0.0%
9:45 AM	214.24	53.56	0.1%	0.00	0.00	0.0%	0.00	0.00	0.0%
10:00 AM	172.63	43.16	0.1%	0.00	0.00	0.0%	0.00	0.00	0.0%
10:15 AM	135.78	33.94	0.1%	0.00	0.00	0.0%	0.00	0.00	0.0%
10:30 AM	102.00	25.50	0.1%	0.00	0.00	0.0%	0.00	0.00	0.0%
10:45 AM	71.37	17.84	0.0%	0.00	0.00	0.0%	0.00	0.00	0.0%
11:00 AM	43.06	10.77	0.0%	0.00	0.00	0.0%	0.00	0.00	0.0%
11:15 AM	16.82	4.20	0.0%	0.00	0.00	0.0%	0.00	0.00	0.0%
11:30 AM	0.25	0.06	0.0%	0.00	0.00	0.0%	0.00	0.00	0.0%
11:45 AM	0.00	0.00	0.0%	0.00	0.00	0.0%	0.00	0.00	0.0%
12:00 PM	0.00	0.00	0.0%	0.00	0.00	0.0%	0.00	0.00	0.0%
12:15 PM	0.00	0.00	0.0%	0.00	0.00	0.0%	0.00	0.00	0.0%
12:30 PM	0.00	0.00	0.0%	0.00	0.00	0.0%	0.00	0.00	0.0%
12:45 PM	0.00	0.00	0.0%	0.00	0.00	0.0%	0.00	0.00	0.0%
1:00 PM	0.00	0.00	0.0%	0.00	0.00	0.0%	0.00	0.00	0.0%
1:15 PM	0.00	0.00	0.0%	0.00	0.00	0.0%	0.00	0.00	0.0%
1:30 PM	0.00	0.00	0.0%	0.00	0.00	0.0%	0.00	0.00	0.0%
1:45 PM	0.00	0.00	0.0%	0.00	0.00	0.0%	0.00	0.00	0.0%
2:00 PM	0.00	0.00	0.0%	0.00	0.00	0.0%	0.00	0.00	0.0%
2:15 PM	0.00	0.00	0.0%	0.00	0.00	0.0%	0.00	0.00	0.0%
2:30 PM	0.00	0.00	0.0%	0.00	0.00	0.0%	0.00	0.00	0.0%
2:45 PM	0.00	0.00	0.0%	0.00	0.00	0.0%	0.00	0.00	0.0%
3:00 PM	0.00	0.00	0.0%	0.00	0.00	0.0%	0.00	0.00	0.0%
3:15 PM	0.00	0.00	0.0%	0.00	0.00	0.0%	0.00	0.00	0.0%
3:30 PM	0.00	0.00	0.0%	0.00	0.00	0.0%	0.00	0.00	0.0%
3:45 PM	0.00	0.00	0.0%	0.00	0.00	0.0%	0.00	0.00	0.0%
4:00 PM	0.00	0.00	0.0%	0.00	0.00	0.0%	0.00	0.00	0.0%
4:15 PM	0.00	0.00	0.0%	0.00	0.00	0.0%	0.00	0.00	0.0%
4:30 PM	0.00	0.00	0.0%	0.00	0.00	0.0%	0.00	0.00	0.0%
4:45 PM	12.90	3.23	0.0%	0.00	0.00	0.0%	0.00	0.00	0.0%
5:00 PM	96.01	24.00	0.0%	0.00	0.00	0.0%	0.00	0.00	0.0%
5:15 PM	823.41	205.85	0.4%	0.00	0.00	0.0%	0.00	0.00	0.0%
5:30 PM	2,079.04	519.76	1.1%	0.00	0.00	0.0%	689.26	172.32	0.4%
5:45 PM	4,040.87	1,010.22	2.1%	0.00	0.00	0.0%	3,312.97	828.24	1.7%
6:00 PM	7,094.92	1,773.73	3.7%	0.00	0.00	0.0%	9,898.19	2,474.55	5.1%
6:15 PM	12,637.91	2,274.82	6.5%	0.00	0.00	0.0%	15,444.19	2,779.95	8.0%
6:21 PM	15,605.97	780.30	8.1%	0.00	0.00	0.0%	20,971.40	1,048.57	10.8%

# SEPTEMBER 20

Fall equinox (Spring equinox on March 22 similar)

Analysis hours: 7:57 AM-6:09 PM (PDT)

Analysis Time	EXISTING SHADOW			SFMTA POTRERO YARD NET NEW SHADOW			CUMULATIVE NET NEW SHADOW		
	Shadow Area (sf)	Area/Time (sfh)	Coverage	Shadow Area (sf)	Area/Time (sfh)	Coverage	Shadow Area (sf)	Area/Time (sfh)	Coverage
7:57 AM	48,384.37	967.69	25.0%	215.02	4.30	0.1%	215.02	4.30	0.1%
8:00 AM	42,253.89	6,338.08	21.9%	82.93	12.44	0.0%	82.93	12.44	0.0%
8:15 AM	21,702.30	5,425.58	11.2%	0.00	0.00	0.0%	0.00	0.00	0.0%
8:30 AM	10,838.43	2,709.61	5.6%	0.00	0.00	0.0%	0.00	0.00	0.0%
8:45 AM	6,378.61	1,594.65	3.3%	0.00	0.00	0.0%	0.00	0.00	0.0%
9:00 AM	3,385.56	846.39	1.8%	0.00	0.00	0.0%	0.00	0.00	0.0%
9:15 AM	1,175.75	293.94	0.6%	0.00	0.00	0.0%	0.00	0.00	0.0%
9:30 AM	280.57	70.14	0.1%	0.00	0.00	0.0%	0.00	0.00	0.0%
9:45 AM	229.89	57.47	0.1%	0.00	0.00	0.0%	0.00	0.00	0.0%
10:00 AM	184.58	46.14	0.1%	0.00	0.00	0.0%	0.00	0.00	0.0%
10:15 AM	144.76	36.19	0.1%	0.00	0.00	0.0%	0.00	0.00	0.0%
10:30 AM	108.56	27.14	0.1%	0.00	0.00	0.0%	0.00	0.00	0.0%
10:45 AM	75.97	18.99	0.0%	0.00	0.00	0.0%	0.00	0.00	0.0%
11:00 AM	45.93	11.48	0.0%	0.00	0.00	0.0%	0.00	0.00	0.0%
11:15 AM	18.26	4.56	0.0%	0.00	0.00	0.0%	0.00	0.00	0.0%
11:30 AM	0.25	0.06	0.0%	0.00	0.00	0.0%	0.00	0.00	0.0%
11:45 AM	0.00	0.00	0.0%	0.00	0.00	0.0%	0.00	0.00	0.0%
12:00 PM	0.00	0.00	0.0%	0.00	0.00	0.0%	0.00	0.00	0.0%
12:15 PM	0.00	0.00	0.0%	0.00	0.00	0.0%	0.00	0.00	0.0%
12:30 PM	0.00	0.00	0.0%	0.00	0.00	0.0%	0.00	0.00	0.0%
12:45 PM	0.00	0.00	0.0%	0.00	0.00	0.0%	0.00	0.00	0.0%
1:00 PM	0.00	0.00	0.0%	0.00	0.00	0.0%	0.00	0.00	0.0%
1:15 PM	0.00	0.00	0.0%	0.00	0.00	0.0%	0.00	0.00	0.0%
1:30 PM	0.00	0.00	0.0%	0.00	0.00	0.0%	0.00	0.00	0.0%
1:45 PM	0.00	0.00	0.0%	0.00	0.00	0.0%	0.00	0.00	0.0%
2:00 PM	0.00	0.00	0.0%	0.00	0.00	0.0%	0.00	0.00	0.0%
2:15 PM	0.00	0.00	0.0%	0.00	0.00	0.0%	0.00	0.00	0.0%
2:30 PM	0.00	0.00	0.0%	0.00	0.00	0.0%	0.00	0.00	0.0%
2:45 PM	0.00	0.00	0.0%	0.00	0.00	0.0%	0.00	0.00	0.0%
3:00 PM	0.00	0.00	0.0%	0.00	0.00	0.0%	0.00	0.00	0.0%
3:15 PM	0.00	0.00	0.0%	0.00	0.00	0.0%	0.00	0.00	0.0%
3:30 PM	0.00	0.00	0.0%	0.00	0.00	0.0%	0.00	0.00	0.0%
3:45 PM	0.00	0.00	0.0%	0.00	0.00	0.0%	0.00	0.00	0.0%
4:00 PM	0.00	0.00	0.0%	0.00	0.00	0.0%	0.00	0.00	0.0%
4:15 PM	0.00	0.00	0.0%	0.00	0.00	0.0%	0.00	0.00	0.0%
4:30 PM	2.55	0.64	0.0%	0.00	0.00	0.0%	0.00	0.00	0.0%
4:45 PM	57.59	14.40	0.0%	0.00	0.00	0.0%	0.00	0.00	0.0%
5:00 PM	540.53	135.13	0.3%	0.00	0.00	0.0%	0.00	0.00	0.0%
5:15 PM	1,627.83	406.96	0.8%	0.00	0.00	0.0%	220.10	55.03	0.1%
5:30 PM	3,391.21	847.80	1.8%	0.00	0.00	0.0%	1,996.40	499.10	1.0%
5:45 PM	6,069.32	1,517.33	3.1%	0.00	0.00	0.0%	7,839.78	1,959.95	4.1%
6:00 PM	10,904.28	2,289.90	5.6%	0.00	0.00	0.0%	13,089.36	2,748.76	6.8%
6:09 PM	15,430.41	1,234.43	8.0%	0.00	0.00	0.0%	20,211.32	1,616.91	10.5%



# SEPTEMBER 27

Mirror date: March 15  
 Analysis hours: 8:03 AM-5:58 PM (PDT)

Analysis Time	EXISTING SHADOW			SFMTA POTRERO YARD NET NEW SHADOW			CUMULATIVE NET NEW SHADOW		
	Shadow Area (sf)	Area/Time (sfh)	Coverage	Shadow Area (sf)	Area/Time (sfh)	Coverage	Shadow Area (sf)	Area/Time (sfh)	Coverage
8:03 AM	48,583.34	4,858.33	25.1%	3,324.62	332.46	1.7%	3,324.62	332.46	1.7%
8:15 AM	28,832.41	6,343.13	14.9%	2,045.12	449.93	1.1%	2,045.12	449.93	1.1%
8:30 AM	13,973.53	3,493.38	7.2%	794.98	198.75	0.4%	794.98	198.75	0.4%
8:45 AM	7,964.09	1,991.02	4.1%	244.09	61.02	0.1%	244.09	61.02	0.1%
9:00 AM	4,334.64	1,083.66	2.2%	13.58	3.40	0.0%	13.58	3.40	0.0%
9:15 AM	1,804.83	451.21	0.9%	0.00	0.00	0.0%	0.00	0.00	0.0%
9:30 AM	305.96	76.49	0.2%	0.00	0.00	0.0%	0.00	0.00	0.0%
9:45 AM	248.25	62.06	0.1%	0.00	0.00	0.0%	0.00	0.00	0.0%
10:00 AM	198.45	49.61	0.1%	0.00	0.00	0.0%	0.00	0.00	0.0%
10:15 AM	155.12	38.78	0.1%	0.00	0.00	0.0%	0.00	0.00	0.0%
10:30 AM	116.05	29.01	0.1%	0.00	0.00	0.0%	0.00	0.00	0.0%
10:45 AM	80.98	20.24	0.0%	0.00	0.00	0.0%	0.00	0.00	0.0%
11:00 AM	49.00	12.25	0.0%	0.00	0.00	0.0%	0.00	0.00	0.0%
11:15 AM	19.86	4.97	0.0%	0.00	0.00	0.0%	0.00	0.00	0.0%
11:30 AM	0.19	0.05	0.0%	0.00	0.00	0.0%	0.00	0.00	0.0%
11:45 AM	0.00	0.00	0.0%	0.00	0.00	0.0%	0.00	0.00	0.0%
12:00 PM	0.00	0.00	0.0%	0.00	0.00	0.0%	0.00	0.00	0.0%
12:15 PM	0.00	0.00	0.0%	0.00	0.00	0.0%	0.00	0.00	0.0%
12:30 PM	0.00	0.00	0.0%	0.00	0.00	0.0%	0.00	0.00	0.0%
12:45 PM	0.00	0.00	0.0%	0.00	0.00	0.0%	0.00	0.00	0.0%
1:00 PM	0.00	0.00	0.0%	0.00	0.00	0.0%	0.00	0.00	0.0%
1:15 PM	0.00	0.00	0.0%	0.00	0.00	0.0%	0.00	0.00	0.0%
1:30 PM	0.00	0.00	0.0%	0.00	0.00	0.0%	0.00	0.00	0.0%
1:45 PM	0.00	0.00	0.0%	0.00	0.00	0.0%	0.00	0.00	0.0%
2:00 PM	0.00	0.00	0.0%	0.00	0.00	0.0%	0.00	0.00	0.0%
2:15 PM	0.00	0.00	0.0%	0.00	0.00	0.0%	0.00	0.00	0.0%
2:30 PM	0.00	0.00	0.0%	0.00	0.00	0.0%	0.00	0.00	0.0%
2:45 PM	0.00	0.00	0.0%	0.00	0.00	0.0%	0.00	0.00	0.0%
3:00 PM	0.00	0.00	0.0%	0.00	0.00	0.0%	0.00	0.00	0.0%
3:15 PM	0.00	0.00	0.0%	0.00	0.00	0.0%	0.00	0.00	0.0%
3:30 PM	0.00	0.00	0.0%	0.00	0.00	0.0%	0.00	0.00	0.0%
3:45 PM	0.00	0.00	0.0%	0.00	0.00	0.0%	0.00	0.00	0.0%
4:00 PM	0.00	0.00	0.0%	0.00	0.00	0.0%	0.00	0.00	0.0%
4:15 PM	0.01	0.00	0.0%	0.00	0.00	0.0%	0.00	0.00	0.0%
4:30 PM	30.93	7.73	0.0%	0.00	0.00	0.0%	0.00	0.00	0.0%
4:45 PM	294.15	73.54	0.2%	0.00	0.00	0.0%	0.00	0.00	0.0%
5:00 PM	1,211.97	302.99	0.6%	0.00	0.00	0.0%	0.00	0.00	0.0%
5:15 PM	2,800.03	700.01	1.4%	0.00	0.00	0.0%	1,243.24	310.81	0.6%
5:30 PM	5,169.52	1,292.38	2.7%	0.00	0.00	0.0%	5,605.01	1,401.25	2.9%
5:45 PM	9,367.82	2,154.60	4.8%	0.00	0.00	0.0%	11,928.10	2,743.46	6.2%
5:58 PM	15,329.11	1,686.20	7.9%	0.00	0.00	0.0%	19,889.51	2,187.85	10.3%

# OCTOBER 4

Mirror date: March 8  
 Analysis hours: 8:09 AM-5:47 PM (PDT)

Analysis Time	EXISTING SHADOW			SFMTA POTRERO YARD NET NEW SHADOW			CUMULATIVE NET NEW SHADOW		
	Shadow Area (sf)	Area/Time (sfh)	Coverage	Shadow Area (sf)	Area/Time (sfh)	Coverage	Shadow Area (sf)	Area/Time (sfh)	Coverage
8:09 AM	49,837.84	1,993.51	25.8%	7,728.44	309.14	4.0%	7,728.44	309.14	4.0%
8:15 AM	39,765.92	6,760.21	20.6%	6,642.20	1,129.17	3.4%	6,642.20	1,129.17	3.4%
8:30 AM	19,295.91	4,823.98	10.0%	4,440.46	1,110.11	2.3%	4,440.46	1,110.11	2.3%
8:45 AM	10,310.99	2,577.75	5.3%	2,940.46	735.11	1.5%	2,940.46	735.11	1.5%
9:00 AM	5,704.15	1,426.04	3.0%	1,512.70	378.18	0.8%	1,512.70	378.18	0.8%
9:15 AM	2,629.04	657.26	1.4%	854.52	213.63	0.4%	854.52	213.63	0.4%
9:30 AM	573.61	143.40	0.3%	394.82	98.70	0.2%	394.82	98.70	0.2%
9:45 AM	270.46	67.61	0.1%	161.60	40.40	0.1%	161.60	40.40	0.1%
10:00 AM	214.98	53.74	0.1%	24.32	6.08	0.0%	24.32	6.08	0.0%
10:15 AM	167.54	41.88	0.1%	2.33	0.58	0.0%	2.33	0.58	0.0%
10:30 AM	125.00	31.25	0.1%	0.00	0.00	0.0%	0.00	0.00	0.0%
10:45 AM	87.35	21.84	0.0%	0.00	0.00	0.0%	0.00	0.00	0.0%
11:00 AM	53.13	13.28	0.0%	0.00	0.00	0.0%	0.00	0.00	0.0%
11:15 AM	22.05	5.51	0.0%	0.00	0.00	0.0%	0.00	0.00	0.0%
11:30 AM	0.24	0.06	0.0%	0.00	0.00	0.0%	0.00	0.00	0.0%
11:45 AM	0.00	0.00	0.0%	0.00	0.00	0.0%	0.00	0.00	0.0%
12:00 PM	0.00	0.00	0.0%	0.00	0.00	0.0%	0.00	0.00	0.0%
12:15 PM	0.00	0.00	0.0%	0.00	0.00	0.0%	0.00	0.00	0.0%
12:30 PM	0.00	0.00	0.0%	0.00	0.00	0.0%	0.00	0.00	0.0%
12:45 PM	0.00	0.00	0.0%	0.00	0.00	0.0%	0.00	0.00	0.0%
1:00 PM	0.00	0.00	0.0%	0.00	0.00	0.0%	0.00	0.00	0.0%
1:15 PM	0.00	0.00	0.0%	0.00	0.00	0.0%	0.00	0.00	0.0%
1:30 PM	0.00	0.00	0.0%	0.00	0.00	0.0%	0.00	0.00	0.0%
1:45 PM	0.00	0.00	0.0%	0.00	0.00	0.0%	0.00	0.00	0.0%
2:00 PM	0.00	0.00	0.0%	0.00	0.00	0.0%	0.00	0.00	0.0%
2:15 PM	0.00	0.00	0.0%	0.00	0.00	0.0%	0.00	0.00	0.0%
2:30 PM	0.00	0.00	0.0%	0.00	0.00	0.0%	0.00	0.00	0.0%
2:45 PM	0.00	0.00	0.0%	0.00	0.00	0.0%	0.00	0.00	0.0%
3:00 PM	0.00	0.00	0.0%	0.00	0.00	0.0%	0.00	0.00	0.0%
3:15 PM	0.00	0.00	0.0%	0.00	0.00	0.0%	0.00	0.00	0.0%
3:30 PM	0.00	0.00	0.0%	0.00	0.00	0.0%	0.00	0.00	0.0%
3:45 PM	0.00	0.00	0.0%	0.00	0.00	0.0%	0.00	0.00	0.0%
4:00 PM	0.00	0.00	0.0%	0.00	0.00	0.0%	0.00	0.00	0.0%
4:15 PM	12.13	3.03	0.0%	0.00	0.00	0.0%	0.00	0.00	0.0%
4:30 PM	108.87	27.22	0.1%	0.00	0.00	0.0%	0.00	0.00	0.0%
4:45 PM	866.87	216.72	0.4%	0.00	0.00	0.0%	0.00	0.00	0.0%
5:00 PM	2,204.26	551.06	1.1%	0.00	0.00	0.0%	622.82	155.71	0.3%
5:15 PM	4,333.37	1,083.34	2.2%	0.00	0.00	0.0%	3,506.49	876.62	1.8%
5:30 PM	7,728.51	2,086.70	4.0%	0.00	0.00	0.0%	10,408.23	2,810.22	5.4%
5:47 PM	14,918.27	2,088.56	7.7%	0.00	0.00	0.0%	20,203.19	2,828.45	10.5%

# OCTOBER 11

Mirror date: March 1  
 Analysis hours: 8:16 AM-5:37 PM (PDT)

Analysis Time	EXISTING SHADOW			SFMTA POTRERO YARD NET NEW SHADOW			CUMULATIVE NET NEW SHADOW		
	Shadow Area (sf)	Area/Time (sfh)	Coverage	Shadow Area (sf)	Area/Time (sfh)	Coverage	Shadow Area (sf)	Area/Time (sfh)	Coverage
8:16 AM	47,933.67	5,752.04	24.8%	12,908.25	1,548.99	6.7%	12,908.25	1,548.99	6.7%
8:30 AM	27,065.97	6,495.83	14.0%	9,598.95	2,303.75	5.0%	9,598.95	2,303.75	5.0%
8:45 AM	13,653.32	3,413.33	7.1%	6,993.24	1,748.31	3.6%	6,993.24	1,748.31	3.6%
9:00 AM	7,713.89	1,928.47	4.0%	5,019.55	1,254.89	2.6%	5,019.55	1,254.89	2.6%
9:15 AM	3,971.46	992.86	2.1%	3,615.59	903.90	1.9%	3,615.59	903.90	1.9%
9:30 AM	1,143.56	285.89	0.6%	2,289.86	572.47	1.2%	2,289.86	572.47	1.2%
9:45 AM	297.66	74.42	0.2%	1,507.42	376.85	0.8%	1,507.42	376.85	0.8%
10:00 AM	235.12	58.78	0.1%	964.38	241.09	0.5%	964.38	241.09	0.5%
10:15 AM	182.53	45.63	0.1%	651.28	162.82	0.3%	651.28	162.82	0.3%
10:30 AM	135.84	33.96	0.1%	363.67	90.92	0.2%	363.67	90.92	0.2%
10:45 AM	94.95	23.74	0.0%	215.03	53.76	0.1%	215.03	53.76	0.1%
11:00 AM	57.99	14.50	0.0%	70.05	17.51	0.0%	70.05	17.51	0.0%
11:15 AM	25.08	6.27	0.0%	31.79	7.95	0.0%	31.79	7.95	0.0%
11:30 AM	0.33	0.08	0.0%	5.61	1.40	0.0%	5.61	1.40	0.0%
11:45 AM	0.00	0.00	0.0%	1.12	0.28	0.0%	1.12	0.28	0.0%
12:00 PM	0.00	0.00	0.0%	0.00	0.00	0.0%	0.00	0.00	0.0%
12:15 PM	0.00	0.00	0.0%	0.00	0.00	0.0%	0.00	0.00	0.0%
12:30 PM	0.00	0.00	0.0%	0.00	0.00	0.0%	0.00	0.00	0.0%
12:45 PM	0.00	0.00	0.0%	0.00	0.00	0.0%	0.00	0.00	0.0%
1:00 PM	0.00	0.00	0.0%	0.00	0.00	0.0%	0.00	0.00	0.0%
1:15 PM	0.00	0.00	0.0%	0.00	0.00	0.0%	0.00	0.00	0.0%
1:30 PM	0.00	0.00	0.0%	0.00	0.00	0.0%	0.00	0.00	0.0%
1:45 PM	0.00	0.00	0.0%	0.00	0.00	0.0%	0.00	0.00	0.0%
2:00 PM	0.00	0.00	0.0%	0.00	0.00	0.0%	0.00	0.00	0.0%
2:15 PM	0.00	0.00	0.0%	0.00	0.00	0.0%	0.00	0.00	0.0%
2:30 PM	0.00	0.00	0.0%	0.00	0.00	0.0%	0.00	0.00	0.0%
2:45 PM	0.00	0.00	0.0%	0.00	0.00	0.0%	0.00	0.00	0.0%
3:00 PM	0.00	0.00	0.0%	0.00	0.00	0.0%	0.00	0.00	0.0%
3:15 PM	0.00	0.00	0.0%	0.00	0.00	0.0%	0.00	0.00	0.0%
3:30 PM	0.00	0.00	0.0%	0.00	0.00	0.0%	0.00	0.00	0.0%
3:45 PM	0.00	0.00	0.0%	0.00	0.00	0.0%	0.00	0.00	0.0%
4:00 PM	0.92	0.23	0.0%	0.00	0.00	0.0%	0.00	0.00	0.0%
4:15 PM	58.98	14.74	0.0%	0.00	0.00	0.0%	0.00	0.00	0.0%
4:30 PM	555.09	138.77	0.3%	0.00	0.00	0.0%	0.00	0.00	0.0%
4:45 PM	1,671.40	417.85	0.9%	0.00	0.00	0.0%	106.55	26.64	0.1%
5:00 PM	3,515.39	878.85	1.8%	0.00	0.00	0.0%	1,734.33	433.58	0.9%
5:15 PM	6,326.64	1,581.66	3.3%	0.00	0.00	0.0%	7,904.15	1,976.04	4.1%
5:30 PM	11,292.72	2,145.62	5.8%	39.63	7.53	0.0%	15,019.51	2,853.71	7.8%
5:37 PM	14,470.66	868.24	7.5%	486.18	29.17	0.3%	21,912.97	1,314.78	11.3%

# OCTOBER 18

Mirror date: February 22  
 Analysis hours: 8:22 AM-5:27 PM (PDT)

Analysis Time	EXISTING SHADOW			SFMTA POTRERO YARD NET NEW SHADOW			CUMULATIVE NET NEW SHADOW		
	Shadow Area (sf)	Area/Time (sfh)	Coverage	Shadow Area (sf)	Area/Time (sfh)	Coverage	Shadow Area (sf)	Area/Time (sfh)	Coverage
8:22 AM	45,425.25	2,725.52	23.5%	18,481.26	1,108.88	9.6%	18,481.26	1,108.88	9.6%
8:30 AM	34,479.37	6,206.29	17.8%	16,174.80	2,911.46	8.4%	16,174.80	2,911.46	8.4%
8:45 AM	17,852.61	4,463.15	9.2%	12,295.70	3,073.93	6.4%	12,295.70	3,073.93	6.4%
9:00 AM	9,803.85	2,450.96	5.1%	9,284.90	2,321.22	4.8%	9,284.90	2,321.22	4.8%
9:15 AM	5,385.86	1,346.46	2.8%	7,167.71	1,791.93	3.7%	7,167.71	1,791.93	3.7%
9:30 AM	2,130.77	532.69	1.1%	5,461.50	1,365.37	2.8%	5,461.50	1,365.37	2.8%
9:45 AM	438.60	109.65	0.2%	4,307.09	1,076.77	2.2%	4,307.09	1,076.77	2.2%
10:00 AM	259.16	64.79	0.1%	3,134.24	783.56	1.6%	3,134.24	783.56	1.6%
10:15 AM	200.39	50.10	0.1%	2,286.52	571.63	1.2%	2,286.52	571.63	1.2%
10:30 AM	148.75	37.19	0.1%	1,551.29	387.82	0.8%	1,551.29	387.82	0.8%
10:45 AM	104.17	26.04	0.1%	1,218.95	304.74	0.6%	1,218.95	304.74	0.6%
11:00 AM	64.20	16.05	0.0%	886.63	221.66	0.5%	886.63	221.66	0.5%
11:15 AM	28.92	7.23	0.0%	713.81	178.45	0.4%	713.81	178.45	0.4%
11:30 AM	0.69	0.17	0.0%	505.33	126.33	0.3%	505.33	126.33	0.3%
11:45 AM	0.00	0.00	0.0%	409.42	102.35	0.2%	409.42	102.35	0.2%
12:00 PM	0.00	0.00	0.0%	272.01	68.00	0.1%	272.01	68.00	0.1%
12:15 PM	0.00	0.00	0.0%	220.56	55.14	0.1%	220.56	55.14	0.1%
12:30 PM	0.00	0.00	0.0%	117.19	29.30	0.1%	117.19	29.30	0.1%
12:45 PM	0.00	0.00	0.0%	74.08	18.52	0.0%	74.08	18.52	0.0%
1:00 PM	0.00	0.00	0.0%	20.85	5.21	0.0%	20.85	5.21	0.0%
1:15 PM	0.00	0.00	0.0%	11.45	2.86	0.0%	11.45	2.86	0.0%
1:30 PM	0.00	0.00	0.0%	0.00	0.00	0.0%	0.00	0.00	0.0%
1:45 PM	0.00	0.00	0.0%	0.00	0.00	0.0%	0.00	0.00	0.0%
2:00 PM	0.00	0.00	0.0%	0.00	0.00	0.0%	0.00	0.00	0.0%
2:15 PM	0.00	0.00	0.0%	0.00	0.00	0.0%	0.00	0.00	0.0%
2:30 PM	0.00	0.00	0.0%	0.00	0.00	0.0%	0.00	0.00	0.0%
2:45 PM	0.00	0.00	0.0%	0.00	0.00	0.0%	0.00	0.00	0.0%
3:00 PM	0.00	0.00	0.0%	0.00	0.00	0.0%	0.00	0.00	0.0%
3:15 PM	0.00	0.00	0.0%	5.50	1.37	0.0%	5.50	1.37	0.0%
3:30 PM	0.00	0.00	0.0%	8.39	2.10	0.0%	8.39	2.10	0.0%
3:45 PM	0.00	0.00	0.0%	26.54	6.63	0.0%	26.54	6.63	0.0%
4:00 PM	25.72	6.43	0.0%	37.06	9.26	0.0%	37.06	9.26	0.0%
4:15 PM	263.02	65.75	0.1%	80.44	20.11	0.0%	80.44	20.11	0.0%
4:30 PM	1,136.96	284.24	0.6%	131.08	32.77	0.1%	131.08	32.77	0.1%
4:45 PM	2,728.86	682.21	1.4%	506.90	126.72	0.3%	1,290.78	322.70	0.7%
5:00 PM	5,101.85	1,275.46	2.6%	1,420.41	355.10	0.7%	6,570.48	1,642.62	3.4%
5:15 PM	8,660.30	1,905.27	4.5%	2,425.51	533.61	1.3%	13,830.86	3,042.79	7.2%
5:27 PM	14,347.32	1,434.73	7.4%	3,278.29	327.83	1.7%	23,663.70	2,366.37	12.2%

# OCTOBER 25

Mirror date: February 15  
 Analysis hours: 7:30 AM-4:18 PM (PST)

Analysis Time	EXISTING SHADOW			SFMTA POTRERO YARD NET NEW SHADOW			CUMULATIVE NET NEW SHADOW		
	Shadow Area (sf)	Area/Time (sfh)	Coverage	Shadow Area (sf)	Area/Time (sfh)	Coverage	Shadow Area (sf)	Area/Time (sfh)	Coverage
7:30 AM	42,249.19	5,492.40	21.9%	24,661.64	3,206.01	12.8%	24,661.64	3,206.01	12.8%
7:45 AM	23,674.29	5,918.57	12.2%	18,777.42	4,694.35	9.7%	18,777.42	4,694.35	9.7%
8:00 AM	12,736.56	3,184.14	6.6%	14,408.16	3,602.04	7.5%	14,408.16	3,602.04	7.5%
8:15 AM	7,079.41	1,769.85	3.7%	11,505.43	2,876.36	6.0%	11,505.43	2,876.36	6.0%
8:30 AM	3,194.49	798.62	1.7%	9,100.85	2,275.21	4.7%	9,100.85	2,275.21	4.7%
8:45 AM	776.52	194.13	0.4%	7,427.01	1,856.75	3.8%	7,427.01	1,856.75	3.8%
9:00 AM	338.36	84.59	0.2%	5,963.07	1,490.77	3.1%	5,963.07	1,490.77	3.1%
9:15 AM	226.25	56.56	0.1%	5,005.78	1,251.44	2.6%	5,005.78	1,251.44	2.6%
9:30 AM	164.74	41.18	0.1%	3,981.69	995.42	2.1%	3,981.69	995.42	2.1%
9:45 AM	115.69	28.92	0.1%	3,275.51	818.88	1.7%	3,275.51	818.88	1.7%
10:00 AM	72.15	18.04	0.0%	2,449.82	612.46	1.3%	2,449.82	612.46	1.3%
10:15 AM	34.19	8.55	0.0%	1,991.62	497.91	1.0%	1,991.62	497.91	1.0%
10:30 AM	1.98	0.49	0.0%	1,537.76	384.44	0.8%	1,537.76	384.44	0.8%
10:45 AM	0.00	0.00	0.0%	1,350.35	337.59	0.7%	1,350.35	337.59	0.7%
11:00 AM	0.00	0.00	0.0%	1,107.68	276.92	0.6%	1,107.68	276.92	0.6%
11:15 AM	0.00	0.00	0.0%	1,013.04	253.26	0.5%	1,013.04	253.26	0.5%
11:30 AM	0.00	0.00	0.0%	813.62	203.40	0.4%	813.62	203.40	0.4%
11:45 AM	0.00	0.00	0.0%	688.22	172.05	0.4%	688.22	172.05	0.4%
12:00 PM	0.00	0.00	0.0%	536.14	134.04	0.3%	536.14	134.04	0.3%
12:15 PM	0.00	0.00	0.0%	496.70	124.18	0.3%	496.70	124.18	0.3%
12:30 PM	0.00	0.00	0.0%	408.98	102.24	0.2%	408.98	102.24	0.2%
12:45 PM	0.00	0.00	0.0%	402.48	100.62	0.2%	402.48	100.62	0.2%
1:00 PM	0.00	0.00	0.0%	348.48	87.12	0.2%	348.48	87.12	0.2%
1:15 PM	0.00	0.00	0.0%	365.26	91.31	0.2%	365.26	91.31	0.2%
1:30 PM	0.00	0.00	0.0%	337.28	84.32	0.2%	337.28	84.32	0.2%
1:45 PM	0.00	0.00	0.0%	379.26	94.81	0.2%	379.26	94.81	0.2%
2:00 PM	0.00	0.00	0.0%	378.69	94.67	0.2%	378.69	94.67	0.2%
2:15 PM	0.00	0.00	0.0%	456.26	114.07	0.2%	456.26	114.07	0.2%
2:30 PM	0.00	0.00	0.0%	506.24	126.56	0.3%	506.24	126.56	0.3%
2:45 PM	3.95	0.99	0.0%	769.89	192.47	0.4%	769.89	192.47	0.4%
3:00 PM	85.21	21.30	0.0%	1,207.00	301.75	0.6%	1,207.00	301.75	0.6%
3:15 PM	692.85	173.21	0.4%	1,993.05	498.26	1.0%	1,993.05	498.26	1.0%
3:30 PM	1,906.69	476.67	1.0%	2,706.90	676.72	1.4%	2,936.63	734.16	1.5%
3:45 PM	3,958.82	989.70	2.0%	3,709.38	927.35	1.9%	6,027.28	1,506.82	3.1%
4:00 PM	7,246.29	1,811.57	3.7%	4,807.72	1,201.93	2.5%	13,448.41	3,362.10	7.0%
4:15 PM	13,601.33	2,040.20	7.0%	5,958.91	893.84	3.1%	22,062.73	3,309.41	11.4%
4:18 PM	15,283.45	458.50	7.9%	6,131.05	183.93	3.2%	24,640.03	739.20	12.7%

# NOVEMBER 1

Mirror date: February 8  
 Analysis hours: 7:36 AM-4:10 PM (PST)

Analysis Time	EXISTING SHADOW			SFMTA POTRERO YARD NET NEW SHADOW			CUMULATIVE NET NEW SHADOW		
	Shadow Area (sf)	Area/Time (sfh)	Coverage	Shadow Area (sf)	Area/Time (sfh)	Coverage	Shadow Area (sf)	Area/Time (sfh)	Coverage
7:36 AM	41,190.68	2,883.35	21.3%	30,979.13	2,168.54	16.0%	30,979.13	2,168.54	16.0%
7:45 AM	29,654.17	5,634.29	15.3%	27,387.07	5,203.54	14.2%	27,387.07	5,203.54	14.2%
8:00 AM	17,144.31	4,286.08	8.9%	20,774.40	5,193.60	10.7%	20,774.40	5,193.60	10.7%
8:15 AM	9,236.54	2,309.14	4.8%	16,544.55	4,136.14	8.6%	16,544.55	4,136.14	8.6%
8:30 AM	4,490.95	1,122.74	2.3%	13,204.89	3,301.22	6.8%	13,204.89	3,301.22	6.8%
8:45 AM	1,464.24	366.06	0.8%	11,039.19	2,759.80	5.7%	11,039.19	2,759.80	5.7%
9:00 AM	390.02	97.51	0.2%	9,134.71	2,283.68	4.7%	9,134.71	2,283.68	4.7%
9:15 AM	261.67	65.42	0.1%	7,792.89	1,948.22	4.0%	7,792.89	1,948.22	4.0%
9:30 AM	184.21	46.05	0.1%	6,500.80	1,625.20	3.4%	6,500.80	1,625.20	3.4%
9:45 AM	129.91	32.48	0.1%	5,718.48	1,429.62	3.0%	5,718.48	1,429.62	3.0%
10:00 AM	82.10	20.53	0.0%	4,855.48	1,213.87	2.5%	4,855.48	1,213.87	2.5%
10:15 AM	41.04	10.26	0.0%	4,303.07	1,075.77	2.2%	4,303.07	1,075.77	2.2%
10:30 AM	4.87	1.22	0.0%	3,619.66	904.91	1.9%	3,619.66	904.91	1.9%
10:45 AM	0.00	0.00	0.0%	3,229.75	807.44	1.7%	3,229.75	807.44	1.7%
11:00 AM	0.00	0.00	0.0%	2,679.04	669.76	1.4%	2,679.04	669.76	1.4%
11:15 AM	0.00	0.00	0.0%	2,435.91	608.98	1.3%	2,435.91	608.98	1.3%
11:30 AM	0.00	0.00	0.0%	1,983.61	495.90	1.0%	1,983.61	495.90	1.0%
11:45 AM	0.00	0.00	0.0%	1,752.97	438.24	0.9%	1,752.97	438.24	0.9%
12:00 PM	0.00	0.00	0.0%	1,450.93	362.73	0.8%	1,450.93	362.73	0.8%
12:15 PM	0.00	0.00	0.0%	1,392.49	348.12	0.7%	1,392.49	348.12	0.7%
12:30 PM	0.00	0.00	0.0%	1,229.73	307.43	0.6%	1,229.73	307.43	0.6%
12:45 PM	0.00	0.00	0.0%	1,250.14	312.53	0.6%	1,250.14	312.53	0.6%
1:00 PM	0.00	0.00	0.0%	1,166.11	291.53	0.6%	1,166.11	291.53	0.6%
1:15 PM	0.00	0.00	0.0%	1,286.47	321.62	0.7%	1,286.47	321.62	0.7%
1:30 PM	0.00	0.00	0.0%	1,302.78	325.70	0.7%	1,302.78	325.70	0.7%
1:45 PM	0.00	0.00	0.0%	1,602.52	400.63	0.8%	1,602.52	400.63	0.8%
2:00 PM	0.00	0.00	0.0%	1,793.71	448.43	0.9%	1,793.71	448.43	0.9%
2:15 PM	0.00	0.00	0.0%	2,275.91	568.98	1.2%	2,275.91	568.98	1.2%
2:30 PM	0.00	0.00	0.0%	2,630.87	657.72	1.4%	2,630.87	657.72	1.4%
2:45 PM	32.18	8.04	0.0%	3,269.80	817.45	1.7%	3,269.80	817.45	1.7%
3:00 PM	279.09	69.77	0.1%	3,820.52	955.13	2.0%	3,820.52	955.13	2.0%
3:15 PM	1,209.90	302.47	0.6%	4,709.65	1,177.41	2.4%	4,709.66	1,177.41	2.4%
3:30 PM	2,959.24	739.81	1.5%	5,681.74	1,420.44	2.9%	6,492.75	1,623.19	3.4%
3:45 PM	5,919.68	1,479.92	3.1%	6,991.95	1,747.99	3.6%	12,045.78	3,011.44	6.2%
4:00 PM	10,882.62	2,285.35	5.6%	8,266.93	1,736.06	4.3%	19,348.18	4,063.12	10.0%
4:10 PM	16,121.72	1,450.95	8.3%	9,534.48	858.10	4.9%	25,903.86	2,331.35	13.4%

# NOVEMBER 8

Mirror date: February 1  
 Analysis hours: 7:43 AM-4:03 PM (PST)

Analysis Time	EXISTING SHADOW			SFMTA POTRERO YARD NET NEW SHADOW			CUMULATIVE NET NEW SHADOW		
	Shadow Area (sf)	Area/Time (sfh)	Coverage	Shadow Area (sf)	Area/Time (sfh)	Coverage	Shadow Area (sf)	Area/Time (sfh)	Coverage
7:43 AM	39,567.78	395.68	20.5%	36,533.38	365.33	18.9%	36,533.38	365.33	18.9%
7:45 AM	37,836.99	4,918.81	19.6%	36,239.98	4,711.20	18.7%	36,239.98	4,711.20	18.7%
8:00 AM	21,633.35	5,408.34	11.2%	29,010.43	7,252.61	15.0%	29,010.43	7,252.61	15.0%
8:15 AM	12,472.71	3,118.18	6.5%	22,887.01	5,721.75	11.8%	22,887.01	5,721.75	11.8%
8:30 AM	6,746.08	1,686.52	3.5%	18,029.96	4,507.49	9.3%	18,029.96	4,507.49	9.3%
8:45 AM	2,473.38	618.35	1.3%	14,931.88	3,732.97	7.7%	14,931.88	3,732.97	7.7%
9:00 AM	417.76	104.44	0.2%	12,500.15	3,125.04	6.5%	12,500.15	3,125.04	6.5%
9:15 AM	294.30	73.58	0.2%	10,877.15	2,719.29	5.6%	10,877.15	2,719.29	5.6%
9:30 AM	207.77	51.94	0.1%	9,314.95	2,328.74	4.8%	9,314.95	2,328.74	4.8%
9:45 AM	147.31	36.83	0.1%	8,252.37	2,063.09	4.3%	8,252.37	2,063.09	4.3%
10:00 AM	94.81	23.70	0.0%	7,135.42	1,783.85	3.7%	7,135.42	1,783.85	3.7%
10:15 AM	49.97	12.49	0.0%	6,484.53	1,621.13	3.4%	6,484.53	1,621.13	3.4%
10:30 AM	10.63	2.66	0.0%	5,763.86	1,440.96	3.0%	5,763.86	1,440.96	3.0%
10:45 AM	0.00	0.00	0.0%	5,359.27	1,339.82	2.8%	5,359.27	1,339.82	2.8%
11:00 AM	0.00	0.00	0.0%	4,810.83	1,202.71	2.5%	4,810.83	1,202.71	2.5%
11:15 AM	0.00	0.00	0.0%	4,565.70	1,141.43	2.4%	4,565.70	1,141.43	2.4%
11:30 AM	0.00	0.00	0.0%	4,067.09	1,016.77	2.1%	4,067.09	1,016.77	2.1%
11:45 AM	0.00	0.00	0.0%	3,771.90	942.97	2.0%	3,771.90	942.97	2.0%
12:00 PM	0.00	0.00	0.0%	3,379.66	844.91	1.7%	3,379.66	844.91	1.7%
12:15 PM	0.00	0.00	0.0%	3,309.31	827.33	1.7%	3,309.31	827.33	1.7%
12:30 PM	0.00	0.00	0.0%	3,085.75	771.44	1.6%	3,085.75	771.44	1.6%
12:45 PM	0.00	0.00	0.0%	3,155.51	788.88	1.6%	3,155.51	788.88	1.6%
1:00 PM	0.00	0.00	0.0%	3,074.69	768.67	1.6%	3,074.69	768.67	1.6%
1:15 PM	0.00	0.00	0.0%	3,277.06	819.27	1.7%	3,277.06	819.27	1.7%
1:30 PM	0.00	0.00	0.0%	3,339.32	834.83	1.7%	3,339.32	834.83	1.7%
1:45 PM	0.00	0.00	0.0%	3,687.64	921.91	1.9%	3,687.64	921.91	1.9%
2:00 PM	0.00	0.00	0.0%	3,910.53	977.63	2.0%	3,910.53	977.63	2.0%
2:15 PM	0.00	0.00	0.0%	4,410.13	1,102.53	2.3%	4,410.13	1,102.53	2.3%
2:30 PM	0.69	0.17	0.0%	4,818.46	1,204.61	2.5%	4,818.46	1,204.61	2.5%
2:45 PM	111.41	27.85	0.1%	5,617.40	1,404.35	2.9%	5,617.40	1,404.35	2.9%
3:00 PM	704.19	176.05	0.4%	6,394.76	1,598.69	3.3%	6,394.76	1,598.69	3.3%
3:15 PM	2,016.81	504.20	1.0%	7,552.76	1,888.19	3.9%	7,727.88	1,931.97	4.0%
3:30 PM	4,370.89	1,092.72	2.3%	8,667.11	2,166.78	4.5%	10,571.12	2,642.78	5.5%
3:45 PM	8,186.03	2,046.51	4.2%	10,413.04	2,603.26	5.4%	17,480.30	4,370.08	9.0%
4:00 PM	14,825.30	2,223.80	7.7%	12,839.62	1,925.94	6.6%	25,288.91	3,793.34	13.1%
4:03 PM	16,836.89	505.11	8.7%	13,424.99	402.75	6.9%	27,646.37	829.39	14.3%

# NOVEMBER 15

Mirror date: January 25  
 Analysis hours: 7:51 AM-3:57 PM (PST)

Analysis Time	EXISTING SHADOW			SFMTA POTRERO YARD NET NEW SHADOW			CUMULATIVE NET NEW SHADOW		
	Shadow Area (sf)	Area/Time (sfh)	Coverage	Shadow Area (sf)	Area/Time (sfh)	Coverage	Shadow Area (sf)	Area/Time (sfh)	Coverage
7:51 AM	38,616.77	3,089.34	20.0%	41,739.62	3,339.17	21.6%	41,739.62	3,339.17	21.6%
8:00 AM	27,300.65	5,460.13	14.1%	36,911.37	7,382.27	19.1%	36,911.37	7,382.27	19.1%
8:15 AM	16,456.39	4,114.10	8.5%	30,614.37	7,653.59	15.8%	30,614.37	7,653.59	15.8%
8:30 AM	9,123.04	2,280.76	4.7%	23,880.84	5,970.21	12.4%	23,880.84	5,970.21	12.4%
8:45 AM	4,471.87	1,117.97	2.3%	19,446.98	4,861.75	10.1%	19,446.98	4,861.75	10.1%
9:00 AM	1,100.53	275.13	0.6%	16,087.40	4,021.85	8.3%	16,087.40	4,021.85	8.3%
9:15 AM	327.36	81.84	0.2%	13,973.39	3,493.35	7.2%	13,973.39	3,493.35	7.2%
9:30 AM	235.84	58.96	0.1%	12,124.87	3,031.22	6.3%	12,124.87	3,031.22	6.3%
9:45 AM	168.33	42.08	0.1%	10,883.01	2,720.75	5.6%	10,883.01	2,720.75	5.6%
10:00 AM	110.05	27.51	0.1%	9,606.49	2,401.62	5.0%	9,606.49	2,401.62	5.0%
10:15 AM	60.98	15.25	0.0%	8,789.27	2,197.32	4.5%	8,789.27	2,197.32	4.5%
10:30 AM	18.33	4.58	0.0%	7,861.37	1,965.34	4.1%	7,861.37	1,965.34	4.1%
10:45 AM	0.00	0.00	0.0%	7,342.84	1,835.71	3.8%	7,342.84	1,835.71	3.8%
11:00 AM	0.00	0.00	0.0%	6,719.81	1,679.95	3.5%	6,719.81	1,679.95	3.5%
11:15 AM	0.00	0.00	0.0%	6,458.10	1,614.53	3.3%	6,458.10	1,614.53	3.3%
11:30 AM	0.00	0.00	0.0%	5,948.89	1,487.22	3.1%	5,948.89	1,487.22	3.1%
11:45 AM	0.00	0.00	0.0%	5,598.55	1,399.64	2.9%	5,598.55	1,399.64	2.9%
12:00 PM	0.00	0.00	0.0%	5,179.98	1,294.99	2.7%	5,179.98	1,294.99	2.7%
12:15 PM	0.00	0.00	0.0%	5,088.70	1,272.18	2.6%	5,088.70	1,272.18	2.6%
12:30 PM	0.00	0.00	0.0%	4,855.85	1,213.96	2.5%	4,855.85	1,213.96	2.5%
12:45 PM	0.00	0.00	0.0%	4,915.34	1,228.84	2.5%	4,915.34	1,228.84	2.5%
1:00 PM	0.00	0.00	0.0%	4,836.28	1,209.07	2.5%	4,836.28	1,209.07	2.5%
1:15 PM	0.00	0.00	0.0%	5,042.10	1,260.53	2.6%	5,042.10	1,260.53	2.6%
1:30 PM	0.00	0.00	0.0%	5,120.36	1,280.09	2.6%	5,120.36	1,280.09	2.6%
1:45 PM	0.00	0.00	0.0%	5,498.22	1,374.55	2.8%	5,498.22	1,374.55	2.8%
2:00 PM	0.00	0.00	0.0%	5,793.52	1,448.38	3.0%	5,793.52	1,448.38	3.0%
2:15 PM	0.00	0.00	0.0%	6,454.26	1,613.56	3.3%	6,454.26	1,613.56	3.3%
2:30 PM	19.45	4.86	0.0%	7,025.89	1,756.47	3.6%	7,025.89	1,756.47	3.6%
2:45 PM	268.18	67.05	0.1%	7,976.26	1,994.06	4.1%	7,976.26	1,994.06	4.1%
3:00 PM	1,106.12	276.53	0.6%	8,876.86	2,219.22	4.6%	8,876.86	2,219.22	4.6%
3:15 PM	2,879.43	719.86	1.5%	10,189.53	2,547.38	5.3%	10,740.34	2,685.08	5.6%
3:30 PM	5,712.94	1,428.24	3.0%	11,788.82	2,947.21	6.1%	14,896.05	3,724.01	7.7%
3:45 PM	10,549.93	2,426.48	5.5%	14,739.92	3,390.18	7.6%	22,516.24	5,178.73	11.6%
3:57 PM	18,195.53	2,001.51	9.4%	17,179.11	1,889.70	8.9%	28,717.26	3,158.90	14.9%



# NOVEMBER 22

Mirror date: January 18  
 Analysis hours: 7:57 AM-3:54 PM (PST)

Analysis Time	EXISTING SHADOW			SFMTA POTRERO YARD NET NEW SHADOW			CUMULATIVE NET NEW SHADOW		
	Shadow Area (sf)	Area/Time (sfh)	Coverage	Shadow Area (sf)	Area/Time (sfh)	Coverage	Shadow Area (sf)	Area/Time (sfh)	Coverage
7:57 AM	37,280.91	745.62	19.3%	46,333.65	926.67	24.0%	46,333.65	926.67	24.0%
8:00 AM	34,611.64	5,191.75	17.9%	45,626.84	6,844.03	23.6%	45,626.84	6,844.03	23.6%
8:15 AM	20,996.70	5,249.17	10.9%	37,713.79	9,428.45	19.5%	37,713.79	9,428.45	19.5%
8:30 AM	11,772.46	2,943.12	6.1%	30,684.08	7,671.02	15.9%	30,684.08	7,671.02	15.9%
8:45 AM	6,293.31	1,573.33	3.3%	24,942.17	6,235.54	12.9%	24,942.17	6,235.54	12.9%
9:00 AM	2,583.93	645.98	1.3%	20,052.43	5,013.11	10.4%	20,052.43	5,013.11	10.4%
9:15 AM	907.31	226.83	0.5%	17,240.08	4,310.02	8.9%	17,240.08	4,310.02	8.9%
9:30 AM	288.34	72.08	0.1%	14,865.68	3,716.42	7.7%	14,865.68	3,716.42	7.7%
9:45 AM	193.08	48.27	0.1%	13,383.20	3,345.80	6.9%	13,383.20	3,345.80	6.9%
10:00 AM	128.36	32.09	0.1%	11,933.98	2,983.50	6.2%	11,933.98	2,983.50	6.2%
10:15 AM	74.53	18.63	0.0%	10,999.51	2,749.88	5.7%	10,999.51	2,749.88	5.7%
10:30 AM	28.05	7.01	0.0%	9,971.39	2,492.85	5.2%	9,971.39	2,492.85	5.2%
10:45 AM	0.00	0.00	0.0%	9,378.20	2,344.55	4.9%	9,378.20	2,344.55	4.9%
11:00 AM	0.00	0.00	0.0%	8,643.44	2,160.86	4.5%	8,643.44	2,160.86	4.5%
11:15 AM	0.00	0.00	0.0%	8,306.77	2,076.69	4.3%	8,306.77	2,076.69	4.3%
11:30 AM	0.00	0.00	0.0%	7,717.49	1,929.37	4.0%	7,717.49	1,929.37	4.0%
11:45 AM	0.00	0.00	0.0%	7,271.47	1,817.87	3.8%	7,271.47	1,817.87	3.8%
12:00 PM	0.00	0.00	0.0%	6,775.27	1,693.82	3.5%	6,775.27	1,693.82	3.5%
12:15 PM	0.00	0.00	0.0%	6,661.89	1,665.47	3.4%	6,661.89	1,665.47	3.4%
12:30 PM	0.00	0.00	0.0%	6,399.11	1,599.78	3.3%	6,399.11	1,599.78	3.3%
12:45 PM	0.00	0.00	0.0%	6,470.50	1,617.62	3.3%	6,470.50	1,617.62	3.3%
1:00 PM	0.00	0.00	0.0%	6,395.42	1,598.86	3.3%	6,395.42	1,598.86	3.3%
1:15 PM	0.00	0.00	0.0%	6,666.65	1,666.66	3.4%	6,666.65	1,666.66	3.4%
1:30 PM	0.00	0.00	0.0%	6,797.52	1,699.38	3.5%	6,797.52	1,699.38	3.5%
1:45 PM	0.00	0.00	0.0%	7,281.65	1,820.41	3.8%	7,281.65	1,820.41	3.8%
2:00 PM	0.00	0.00	0.0%	7,633.51	1,908.38	3.9%	7,633.51	1,908.38	3.9%
2:15 PM	0.00	0.00	0.0%	8,354.79	2,088.70	4.3%	8,354.79	2,088.70	4.3%
2:30 PM	68.50	17.13	0.0%	8,997.32	2,249.33	4.7%	8,997.32	2,249.33	4.7%
2:45 PM	434.98	108.74	0.2%	10,046.46	2,511.61	5.2%	10,046.46	2,511.61	5.2%
3:00 PM	1,474.24	368.56	0.8%	11,080.72	2,770.18	5.7%	11,080.72	2,770.18	5.7%
3:15 PM	3,625.43	906.36	1.9%	12,855.94	3,213.98	6.6%	13,695.97	3,423.99	7.1%
3:30 PM	6,827.43	1,706.86	3.5%	15,415.19	3,853.80	8.0%	19,232.32	4,808.08	9.9%
3:45 PM	13,144.76	2,628.95	6.8%	18,802.14	3,760.43	9.7%	26,188.65	5,237.73	13.5%
3:54 PM	19,314.82	1,545.19	10.0%	20,817.42	1,665.39	10.8%	30,510.61	2,440.85	15.8%

# NOVEMBER 29

Mirror date: January 11  
 Analysis hours: 8:04 AM-3:51 PM (PST)

Analysis Time	EXISTING SHADOW			SFMTA POTRERO YARD NET NEW SHADOW			CUMULATIVE NET NEW SHADOW		
	Shadow Area (sf)	Area/Time (sfh)	Coverage	Shadow Area (sf)	Area/Time (sfh)	Coverage	Shadow Area (sf)	Area/Time (sfh)	Coverage
8:04 AM	36,983.21	3,328.49	19.1%	50,236.19	4,521.26	26.0%	50,236.19	4,521.26	26.0%
8:15 AM	26,057.00	5,471.97	13.5%	43,674.28	9,171.60	22.6%	43,674.28	9,171.60	22.6%
8:30 AM	15,141.82	3,785.46	7.8%	37,421.70	9,355.42	19.4%	37,421.70	9,355.42	19.4%
8:45 AM	8,406.49	2,101.62	4.3%	30,538.19	7,634.55	15.8%	30,538.19	7,634.55	15.8%
9:00 AM	3,777.01	944.25	2.0%	24,782.17	6,195.54	12.8%	24,782.17	6,195.54	12.8%
9:15 AM	1,282.04	320.51	0.7%	20,563.64	5,140.91	10.6%	20,563.64	5,140.91	10.6%
9:30 AM	886.31	221.58	0.5%	17,621.67	4,405.42	9.1%	17,621.67	4,405.42	9.1%
9:45 AM	397.84	99.46	0.2%	15,736.57	3,934.14	8.1%	15,736.57	3,934.14	8.1%
10:00 AM	148.95	37.24	0.1%	14,030.11	3,507.53	7.3%	14,030.11	3,507.53	7.3%
10:15 AM	90.28	22.57	0.0%	12,964.04	3,241.01	6.7%	12,964.04	3,241.01	6.7%
10:30 AM	39.71	9.93	0.0%	11,827.56	2,956.89	6.1%	11,827.56	2,956.89	6.1%
10:45 AM	1.66	0.42	0.0%	11,159.48	2,789.87	5.8%	11,159.48	2,789.87	5.8%
11:00 AM	0.00	0.00	0.0%	10,360.88	2,590.22	5.4%	10,360.88	2,590.22	5.4%
11:15 AM	0.00	0.00	0.0%	9,982.47	2,495.62	5.2%	9,982.47	2,495.62	5.2%
11:30 AM	0.00	0.00	0.0%	9,407.32	2,351.83	4.9%	9,407.32	2,351.83	4.9%
11:45 AM	0.00	0.00	0.0%	8,888.96	2,222.24	4.6%	8,888.96	2,222.24	4.6%
12:00 PM	0.00	0.00	0.0%	8,348.68	2,087.17	4.3%	8,348.68	2,087.17	4.3%
12:15 PM	0.00	0.00	0.0%	8,192.14	2,048.04	4.2%	8,192.14	2,048.04	4.2%
12:30 PM	0.00	0.00	0.0%	7,859.29	1,964.82	4.1%	7,859.29	1,964.82	4.1%
12:45 PM	0.00	0.00	0.0%	7,931.80	1,982.95	4.1%	7,931.80	1,982.95	4.1%
1:00 PM	0.00	0.00	0.0%	7,849.74	1,962.44	4.1%	7,849.74	1,962.44	4.1%
1:15 PM	0.00	0.00	0.0%	8,130.85	2,032.71	4.2%	8,130.85	2,032.71	4.2%
1:30 PM	0.00	0.00	0.0%	8,269.18	2,067.30	4.3%	8,269.18	2,067.30	4.3%
1:45 PM	0.00	0.00	0.0%	8,772.33	2,193.08	4.5%	8,772.33	2,193.08	4.5%
2:00 PM	0.00	0.00	0.0%	9,143.18	2,285.79	4.7%	9,143.18	2,285.79	4.7%
2:15 PM	0.00	0.00	0.0%	9,912.18	2,478.05	5.1%	9,912.18	2,478.05	5.1%
2:30 PM	108.02	27.01	0.1%	10,602.55	2,650.64	5.5%	10,602.55	2,650.64	5.5%
2:45 PM	568.64	142.16	0.3%	11,775.24	2,943.81	6.1%	11,775.24	2,943.81	6.1%
3:00 PM	1,716.74	429.19	0.9%	13,087.56	3,271.89	6.8%	13,097.81	3,274.45	6.8%
3:15 PM	4,116.07	1,029.02	2.1%	15,488.04	3,872.01	8.0%	16,478.03	4,119.51	8.5%
3:30 PM	7,697.84	1,924.46	4.0%	18,508.63	4,627.16	9.6%	22,484.48	5,621.12	11.6%
3:45 PM	15,313.78	2,756.48	7.9%	22,591.34	4,066.44	11.7%	29,438.03	5,298.85	15.2%
3:51 PM	20,592.10	1,029.61	10.7%	24,293.19	1,214.66	12.6%	32,036.89	1,601.84	16.6%

# DECEMBER 6

Mirror date: January 4  
 Analysis hours: 8:10 AM-3:51 PM (PST)

Analysis Time	EXISTING SHADOW			SFMTA POTRERO YARD NET NEW SHADOW			CUMULATIVE NET NEW SHADOW		
	Shadow Area (sf)	Area/Time (sfh)	Coverage	Shadow Area (sf)	Area/Time (sfh)	Coverage	Shadow Area (sf)	Area/Time (sfh)	Coverage
8:10 AM	37,129.43	1,485.18	19.2%	53,320.76	2,132.83	27.6%	53,320.76	2,132.83	27.6%
8:15 AM	31,675.71	5,384.87	16.4%	49,935.86	8,489.10	25.8%	49,935.86	8,489.10	25.8%
8:30 AM	19,045.35	4,761.34	9.9%	42,223.14	10,555.79	21.8%	42,223.14	10,555.79	21.8%
8:45 AM	10,615.55	2,653.89	5.5%	35,553.32	8,888.33	18.4%	35,553.32	8,888.33	18.4%
9:00 AM	5,193.42	1,298.35	2.7%	29,200.19	7,300.05	15.1%	29,200.19	7,300.05	15.1%
9:15 AM	2,015.37	503.84	1.0%	24,351.20	6,087.80	12.6%	24,351.20	6,087.80	12.6%
9:30 AM	1,067.18	266.80	0.6%	20,168.80	5,042.20	10.4%	20,168.80	5,042.20	10.4%
9:45 AM	796.95	199.24	0.4%	17,901.06	4,475.26	9.3%	17,901.06	4,475.26	9.3%
10:00 AM	341.37	85.34	0.2%	15,857.31	3,964.33	8.2%	15,857.31	3,964.33	8.2%
10:15 AM	109.02	27.25	0.1%	14,602.94	3,650.74	7.6%	14,602.94	3,650.74	7.6%
10:30 AM	52.87	13.22	0.0%	13,340.21	3,335.05	6.9%	13,340.21	3,335.05	6.9%
10:45 AM	7.93	1.98	0.0%	12,596.99	3,149.25	6.5%	12,596.99	3,149.25	6.5%
11:00 AM	0.00	0.00	0.0%	11,733.30	2,933.32	6.1%	11,733.30	2,933.32	6.1%
11:15 AM	0.00	0.00	0.0%	11,310.75	2,827.69	5.9%	11,310.75	2,827.69	5.9%
11:30 AM	0.00	0.00	0.0%	10,737.48	2,684.37	5.6%	10,737.48	2,684.37	5.6%
11:45 AM	0.00	0.00	0.0%	10,140.70	2,535.18	5.2%	10,140.70	2,535.18	5.2%
12:00 PM	0.00	0.00	0.0%	9,495.84	2,373.96	4.9%	9,495.84	2,373.96	4.9%
12:15 PM	0.00	0.00	0.0%	9,321.76	2,330.44	4.8%	9,321.76	2,330.44	4.8%
12:30 PM	0.00	0.00	0.0%	9,003.48	2,250.87	4.7%	9,003.48	2,250.87	4.7%
12:45 PM	0.00	0.00	0.0%	9,059.68	2,264.92	4.7%	9,059.68	2,264.92	4.7%
1:00 PM	0.00	0.00	0.0%	8,959.63	2,239.91	4.6%	8,959.63	2,239.91	4.6%
1:15 PM	0.00	0.00	0.0%	9,235.94	2,308.99	4.8%	9,235.94	2,308.99	4.8%
1:30 PM	0.00	0.00	0.0%	9,370.40	2,342.60	4.8%	9,370.40	2,342.60	4.8%
1:45 PM	0.00	0.00	0.0%	9,878.47	2,469.62	5.1%	9,878.47	2,469.62	5.1%
2:00 PM	0.00	0.00	0.0%	10,253.68	2,563.42	5.3%	10,253.68	2,563.42	5.3%
2:15 PM	0.00	0.00	0.0%	11,044.39	2,761.10	5.7%	11,044.39	2,761.10	5.7%
2:30 PM	116.37	29.09	0.1%	11,781.72	2,945.43	6.1%	11,781.72	2,945.43	6.1%
2:45 PM	608.71	152.18	0.3%	13,127.00	3,281.75	6.8%	13,127.00	3,281.75	6.8%
3:00 PM	1,797.63	449.41	0.9%	14,634.17	3,658.54	7.6%	14,644.78	3,661.20	7.6%
3:15 PM	4,326.39	1,081.60	2.2%	17,519.06	4,379.77	9.1%	18,551.28	4,637.82	9.6%
3:30 PM	8,356.91	2,089.23	4.3%	20,703.44	5,175.86	10.7%	24,361.63	6,090.41	12.6%
3:45 PM	16,478.81	2,801.40	8.5%	25,341.40	4,308.04	13.1%	31,238.25	5,310.50	16.2%
3:51 PM	20,752.34	1,037.62	10.7%	27,332.02	1,366.60	14.1%	34,651.03	1,732.55	17.9%

# DECEMBER 13

Mirror date: December 28  
 Analysis hours: 8:15 AM-3:52 PM (PST)

Analysis Time	EXISTING SHADOW			SFMTA POTRERO YARD NET NEW SHADOW			CUMULATIVE NET NEW SHADOW		
	Shadow Area (sf)	Area/Time (sfh)	Coverage	Shadow Area (sf)	Area/Time (sfh)	Coverage	Shadow Area (sf)	Area/Time (sfh)	Coverage
8:15 AM	37,786.60	4,534.39	19.5%	55,361.84	6,643.42	28.6%	55,361.84	6,643.42	28.6%
8:30 AM	22,875.58	5,718.90	11.8%	45,741.27	11,435.32	23.7%	45,741.27	11,435.32	23.7%
8:45 AM	12,994.05	3,248.51	6.7%	39,534.45	9,883.61	20.4%	39,534.45	9,883.61	20.4%
9:00 AM	6,791.93	1,697.98	3.5%	32,875.74	8,218.94	17.0%	32,875.74	8,218.94	17.0%
9:15 AM	2,917.67	729.42	1.5%	27,525.68	6,881.42	14.2%	27,525.68	6,881.42	14.2%
9:30 AM	1,180.76	295.19	0.6%	22,510.30	5,627.58	11.6%	22,510.30	5,627.58	11.6%
9:45 AM	930.20	232.55	0.5%	19,637.84	4,909.46	10.2%	19,637.84	4,909.46	10.2%
10:00 AM	592.05	148.01	0.3%	17,318.07	4,329.52	9.0%	17,318.07	4,329.52	9.0%
10:15 AM	257.77	64.44	0.1%	15,856.49	3,964.12	8.2%	15,856.49	3,964.12	8.2%
10:30 AM	67.05	16.76	0.0%	14,448.22	3,612.05	7.5%	14,448.22	3,612.05	7.5%
10:45 AM	18.97	4.74	0.0%	13,617.12	3,404.28	7.0%	13,617.12	3,404.28	7.0%
11:00 AM	0.00	0.00	0.0%	12,690.24	3,172.56	6.6%	12,690.24	3,172.56	6.6%
11:15 AM	0.00	0.00	0.0%	12,223.27	3,055.82	6.3%	12,223.27	3,055.82	6.3%
11:30 AM	0.00	0.00	0.0%	11,606.89	2,901.72	6.0%	11,606.89	2,901.72	6.0%
11:45 AM	0.00	0.00	0.0%	11,053.50	2,763.37	5.7%	11,053.50	2,763.37	5.7%
12:00 PM	0.00	0.00	0.0%	10,336.99	2,584.25	5.3%	10,336.99	2,584.25	5.3%
12:15 PM	0.00	0.00	0.0%	10,120.56	2,530.14	5.2%	10,120.56	2,530.14	5.2%
12:30 PM	0.00	0.00	0.0%	9,756.49	2,439.12	5.0%	9,756.49	2,439.12	5.0%
12:45 PM	0.00	0.00	0.0%	9,786.33	2,446.58	5.1%	9,786.33	2,446.58	5.1%
1:00 PM	0.00	0.00	0.0%	9,665.25	2,416.31	5.0%	9,665.25	2,416.31	5.0%
1:15 PM	0.00	0.00	0.0%	9,927.46	2,481.86	5.1%	9,927.46	2,481.86	5.1%
1:30 PM	0.00	0.00	0.0%	10,044.22	2,511.06	5.2%	10,044.22	2,511.06	5.2%
1:45 PM	0.00	0.00	0.0%	10,542.73	2,635.68	5.5%	10,542.73	2,635.68	5.5%
2:00 PM	0.00	0.00	0.0%	10,905.95	2,726.49	5.6%	10,905.95	2,726.49	5.6%
2:15 PM	0.00	0.00	0.0%	11,697.59	2,924.40	6.1%	11,697.59	2,924.40	6.1%
2:30 PM	90.07	22.52	0.0%	12,473.88	3,118.47	6.5%	12,473.88	3,118.47	6.5%
2:45 PM	548.82	137.21	0.3%	13,886.75	3,471.69	7.2%	13,886.75	3,471.69	7.2%
3:00 PM	1,698.80	424.70	0.9%	15,504.73	3,876.18	8.0%	15,508.07	3,877.02	8.0%
3:15 PM	4,190.37	1,047.59	2.2%	18,533.58	4,633.39	9.6%	19,405.04	4,851.26	10.0%
3:30 PM	8,190.13	2,047.53	4.2%	21,785.00	5,446.25	11.3%	24,959.63	6,239.91	12.9%
3:45 PM	16,042.38	2,887.63	8.3%	26,699.69	4,805.94	13.8%	31,871.44	5,736.86	16.5%
3:52 PM	20,804.64	1,248.28	10.8%	28,989.27	1,739.36	15.0%	36,247.69	2,174.86	18.7%

# DECEMBER 20

Winter solstice (December 21 similar)

Analysis hours: 8:19 AM-3:54 PM (PST)

Analysis Time	EXISTING SHADOW			SFMTA POTRERO YARD NET NEW SHADOW			CUMULATIVE NET NEW SHADOW		
	Shadow Area (sf)	Area/Time (sfh)	Coverage	Shadow Area (sf)	Area/Time (sfh)	Coverage	Shadow Area (sf)	Area/Time (sfh)	Coverage
8:19 AM	38,213.23	3,057.06	19.8%	56,152.55	4,492.20	29.0%	56,152.55	4,492.20	29.0%
8:30 AM	26,376.41	5,539.05	13.6%	48,577.55	10,201.29	25.1%	48,577.55	10,201.29	25.1%
8:45 AM	15,361.49	3,840.37	7.9%	42,516.78	10,629.19	22.0%	42,516.78	10,629.19	22.0%
9:00 AM	8,272.62	2,068.16	4.3%	35,056.09	8,764.02	18.1%	35,056.09	8,764.02	18.1%
9:15 AM	3,737.23	934.31	1.9%	29,532.24	7,383.06	15.3%	29,532.24	7,383.06	15.3%
9:30 AM	1,258.54	314.63	0.7%	24,278.35	6,069.59	12.6%	24,278.35	6,069.59	12.6%
9:45 AM	1,017.13	254.28	0.5%	20,722.46	5,180.61	10.7%	20,722.46	5,180.61	10.7%
10:00 AM	726.94	181.73	0.4%	18,197.13	4,549.28	9.4%	18,197.13	4,549.28	9.4%
10:15 AM	369.69	92.42	0.2%	16,592.24	4,148.06	8.6%	16,592.24	4,148.06	8.6%
10:30 AM	116.47	29.12	0.1%	15,055.90	3,763.98	7.8%	15,055.90	3,763.98	7.8%
10:45 AM	30.03	7.51	0.0%	14,152.87	3,538.22	7.3%	14,152.87	3,538.22	7.3%
11:00 AM	0.00	0.00	0.0%	13,166.62	3,291.66	6.8%	13,166.62	3,291.66	6.8%
11:15 AM	0.00	0.00	0.0%	12,659.45	3,164.86	6.5%	12,659.45	3,164.86	6.5%
11:30 AM	0.00	0.00	0.0%	12,005.93	3,001.48	6.2%	12,005.93	3,001.48	6.2%
11:45 AM	0.00	0.00	0.0%	11,526.70	2,881.67	6.0%	11,526.70	2,881.67	6.0%
12:00 PM	0.00	0.00	0.0%	10,734.13	2,683.53	5.6%	10,734.13	2,683.53	5.6%
12:15 PM	0.00	0.00	0.0%	10,471.00	2,617.75	5.4%	10,471.00	2,617.75	5.4%
12:30 PM	0.00	0.00	0.0%	10,075.09	2,518.77	5.2%	10,075.09	2,518.77	5.2%
12:45 PM	0.00	0.00	0.0%	10,078.59	2,519.65	5.2%	10,078.59	2,519.65	5.2%
1:00 PM	0.00	0.00	0.0%	9,929.65	2,482.41	5.1%	9,929.65	2,482.41	5.1%
1:15 PM	0.00	0.00	0.0%	10,167.96	2,541.99	5.3%	10,167.96	2,541.99	5.3%
1:30 PM	0.00	0.00	0.0%	10,262.35	2,565.59	5.3%	10,262.35	2,565.59	5.3%
1:45 PM	0.00	0.00	0.0%	10,739.86	2,684.96	5.6%	10,739.86	2,684.96	5.6%
2:00 PM	0.00	0.00	0.0%	11,078.97	2,769.74	5.7%	11,078.97	2,769.74	5.7%
2:15 PM	0.00	0.00	0.0%	11,844.05	2,961.01	6.1%	11,844.05	2,961.01	6.1%
2:30 PM	39.24	9.81	0.0%	12,594.92	3,148.73	6.5%	12,594.92	3,148.73	6.5%
2:45 PM	432.11	108.03	0.2%	13,973.68	3,493.42	7.2%	13,973.68	3,493.42	7.2%
3:00 PM	1,455.42	363.85	0.8%	15,518.18	3,879.54	8.0%	15,518.18	3,879.54	8.0%
3:15 PM	3,705.84	926.46	1.9%	18,493.10	4,623.27	9.6%	19,163.55	4,790.89	9.9%
3:30 PM	7,373.48	1,843.37	3.8%	21,623.09	5,405.77	11.2%	24,171.18	6,042.80	12.5%
3:45 PM	14,525.68	3,050.39	7.5%	26,534.58	5,572.26	13.7%	31,275.97	6,567.95	16.2%
3:54 PM	20,828.35	1,666.27	10.8%	29,627.65	2,370.21	15.3%	36,860.56	2,948.84	19.1%

## **EXHIBIT F: QUANTITATIVE SHADOW DATA**

### Quantitative Shadow Data for Franklin Square Playground

Shadow data for existing conditions, net new shadow from project, and cumulative condition shadow

# JUNE 21

Summer solstice  
 Analysis hours: 6:46 AM-7:36 PM (PDT)

Analysis Time	EXISTING SHADOW			SFMTA POTRERO YARD NET NEW SHADOW			CUMULATIVE NET NEW SHADOW		
	Shadow Area (sf)	Area/Time (sfh)	Coverage	Shadow Area (sf)	Area/Time (sfh)	Coverage	Shadow Area (sf)	Area/Time (sfh)	Coverage
6:46 AM	0.00	0.00	0.0%	0.00	0.00	0.0%	0.00	0.00	0.0%
7:00 AM	0.00	0.00	0.0%	0.00	0.00	0.0%	0.00	0.00	0.0%
7:15 AM	0.00	0.00	0.0%	0.00	0.00	0.0%	0.00	0.00	0.0%
7:30 AM	0.00	0.00	0.0%	0.00	0.00	0.0%	0.00	0.00	0.0%
7:45 AM	0.00	0.00	0.0%	0.00	0.00	0.0%	0.00	0.00	0.0%
8:00 AM	0.00	0.00	0.0%	0.00	0.00	0.0%	0.00	0.00	0.0%
8:15 AM	0.00	0.00	0.0%	0.00	0.00	0.0%	0.00	0.00	0.0%
8:30 AM	0.00	0.00	0.0%	0.00	0.00	0.0%	0.00	0.00	0.0%
8:45 AM	0.00	0.00	0.0%	0.00	0.00	0.0%	0.00	0.00	0.0%
9:00 AM	0.00	0.00	0.0%	0.00	0.00	0.0%	0.00	0.00	0.0%
9:15 AM	0.00	0.00	0.0%	0.00	0.00	0.0%	0.00	0.00	0.0%
9:30 AM	0.00	0.00	0.0%	0.00	0.00	0.0%	0.00	0.00	0.0%
9:45 AM	0.00	0.00	0.0%	0.00	0.00	0.0%	0.00	0.00	0.0%
10:00 AM	0.00	0.00	0.0%	0.00	0.00	0.0%	0.00	0.00	0.0%
10:15 AM	0.00	0.00	0.0%	0.00	0.00	0.0%	0.00	0.00	0.0%
10:30 AM	0.00	0.00	0.0%	0.00	0.00	0.0%	0.00	0.00	0.0%
10:45 AM	0.00	0.00	0.0%	0.00	0.00	0.0%	0.00	0.00	0.0%
11:00 AM	0.00	0.00	0.0%	0.00	0.00	0.0%	0.00	0.00	0.0%
11:15 AM	0.00	0.00	0.0%	0.00	0.00	0.0%	0.00	0.00	0.0%
11:30 AM	0.00	0.00	0.0%	0.00	0.00	0.0%	0.00	0.00	0.0%
11:45 AM	0.00	0.00	0.0%	0.00	0.00	0.0%	0.00	0.00	0.0%
12:00 PM	0.00	0.00	0.0%	0.00	0.00	0.0%	0.00	0.00	0.0%
12:15 PM	0.00	0.00	0.0%	0.00	0.00	0.0%	0.00	0.00	0.0%
12:30 PM	0.00	0.00	0.0%	0.00	0.00	0.0%	0.00	0.00	0.0%
12:45 PM	0.00	0.00	0.0%	0.00	0.00	0.0%	0.00	0.00	0.0%
1:00 PM	0.00	0.00	0.0%	0.00	0.00	0.0%	0.00	0.00	0.0%
1:15 PM	0.00	0.00	0.0%	0.00	0.00	0.0%	0.00	0.00	0.0%
1:30 PM	0.00	0.00	0.0%	0.00	0.00	0.0%	0.00	0.00	0.0%
1:45 PM	0.00	0.00	0.0%	0.00	0.00	0.0%	0.00	0.00	0.0%
2:00 PM	0.00	0.00	0.0%	0.00	0.00	0.0%	0.00	0.00	0.0%
2:15 PM	0.00	0.00	0.0%	0.00	0.00	0.0%	0.00	0.00	0.0%
2:30 PM	0.00	0.00	0.0%	0.00	0.00	0.0%	0.00	0.00	0.0%
2:45 PM	0.00	0.00	0.0%	0.00	0.00	0.0%	0.00	0.00	0.0%
3:00 PM	0.00	0.00	0.0%	0.00	0.00	0.0%	0.00	0.00	0.0%
3:15 PM	0.00	0.00	0.0%	0.00	0.00	0.0%	0.00	0.00	0.0%
3:30 PM	0.00	0.00	0.0%	0.00	0.00	0.0%	0.00	0.00	0.0%
3:45 PM	0.00	0.00	0.0%	0.00	0.00	0.0%	0.00	0.00	0.0%
4:00 PM	0.00	0.00	0.0%	0.00	0.00	0.0%	0.00	0.00	0.0%
4:15 PM	0.00	0.00	0.0%	0.00	0.00	0.0%	0.00	0.00	0.0%
4:30 PM	0.00	0.00	0.0%	0.00	0.00	0.0%	0.00	0.00	0.0%
4:45 PM	0.00	0.00	0.0%	0.00	0.00	0.0%	0.00	0.00	0.0%
5:00 PM	0.00	0.00	0.0%	0.00	0.00	0.0%	0.00	0.00	0.0%
5:15 PM	0.00	0.00	0.0%	0.00	0.00	0.0%	0.00	0.00	0.0%
5:30 PM	0.00	0.00	0.0%	0.00	0.00	0.0%	0.00	0.00	0.0%
5:45 PM	0.00	0.00	0.0%	0.00	0.00	0.0%	0.00	0.00	0.0%
6:00 PM	0.00	0.00	0.0%	0.00	0.00	0.0%	0.00	0.00	0.0%
6:15 PM	0.00	0.00	0.0%	0.00	0.00	0.0%	0.00	0.00	0.0%
6:30 PM	0.00	0.00	0.0%	0.00	0.00	0.0%	0.00	0.00	0.0%
6:45 PM	0.00	0.00	0.0%	0.00	0.00	0.0%	0.00	0.00	0.0%
7:00 PM	0.00	0.00	0.0%	0.00	0.00	0.0%	0.00	0.00	0.0%
7:15 PM	0.00	0.00	0.0%	0.00	0.00	0.0%	451.91	135.57	4.1%
7:36 PM	146.08	26.29	1.3%	0.00	0.00	0.0%	6,281.61	1,130.69	56.7%

# JUNE 28

Mirror date: June 14  
 Analysis hours: 6:48 AM-7:36 PM (PDT)

Analysis Time	EXISTING SHADOW			SFMTA POTRERO YARD NET NEW SHADOW			CUMULATIVE NET NEW SHADOW		
	Shadow Area (sf)	Area/Time (sfh)	Coverage	Shadow Area (sf)	Area/Time (sfh)	Coverage	Shadow Area (sf)	Area/Time (sfh)	Coverage
6:48 AM	0.00	0.00	0.0%	0.00	0.00	0.0%	0.00	0.00	0.0%
7:00 AM	0.00	0.00	0.0%	0.00	0.00	0.0%	0.00	0.00	0.0%
7:15 AM	0.00	0.00	0.0%	0.00	0.00	0.0%	0.00	0.00	0.0%
7:30 AM	0.00	0.00	0.0%	0.00	0.00	0.0%	0.00	0.00	0.0%
7:45 AM	0.00	0.00	0.0%	0.00	0.00	0.0%	0.00	0.00	0.0%
8:00 AM	0.00	0.00	0.0%	0.00	0.00	0.0%	0.00	0.00	0.0%
8:15 AM	0.00	0.00	0.0%	0.00	0.00	0.0%	0.00	0.00	0.0%
8:30 AM	0.00	0.00	0.0%	0.00	0.00	0.0%	0.00	0.00	0.0%
8:45 AM	0.00	0.00	0.0%	0.00	0.00	0.0%	0.00	0.00	0.0%
9:00 AM	0.00	0.00	0.0%	0.00	0.00	0.0%	0.00	0.00	0.0%
9:15 AM	0.00	0.00	0.0%	0.00	0.00	0.0%	0.00	0.00	0.0%
9:30 AM	0.00	0.00	0.0%	0.00	0.00	0.0%	0.00	0.00	0.0%
9:45 AM	0.00	0.00	0.0%	0.00	0.00	0.0%	0.00	0.00	0.0%
10:00 AM	0.00	0.00	0.0%	0.00	0.00	0.0%	0.00	0.00	0.0%
10:15 AM	0.00	0.00	0.0%	0.00	0.00	0.0%	0.00	0.00	0.0%
10:30 AM	0.00	0.00	0.0%	0.00	0.00	0.0%	0.00	0.00	0.0%
10:45 AM	0.00	0.00	0.0%	0.00	0.00	0.0%	0.00	0.00	0.0%
11:00 AM	0.00	0.00	0.0%	0.00	0.00	0.0%	0.00	0.00	0.0%
11:15 AM	0.00	0.00	0.0%	0.00	0.00	0.0%	0.00	0.00	0.0%
11:30 AM	0.00	0.00	0.0%	0.00	0.00	0.0%	0.00	0.00	0.0%
11:45 AM	0.00	0.00	0.0%	0.00	0.00	0.0%	0.00	0.00	0.0%
12:00 PM	0.00	0.00	0.0%	0.00	0.00	0.0%	0.00	0.00	0.0%
12:15 PM	0.00	0.00	0.0%	0.00	0.00	0.0%	0.00	0.00	0.0%
12:30 PM	0.00	0.00	0.0%	0.00	0.00	0.0%	0.00	0.00	0.0%
12:45 PM	0.00	0.00	0.0%	0.00	0.00	0.0%	0.00	0.00	0.0%
1:00 PM	0.00	0.00	0.0%	0.00	0.00	0.0%	0.00	0.00	0.0%
1:15 PM	0.00	0.00	0.0%	0.00	0.00	0.0%	0.00	0.00	0.0%
1:30 PM	0.00	0.00	0.0%	0.00	0.00	0.0%	0.00	0.00	0.0%
1:45 PM	0.00	0.00	0.0%	0.00	0.00	0.0%	0.00	0.00	0.0%
2:00 PM	0.00	0.00	0.0%	0.00	0.00	0.0%	0.00	0.00	0.0%
2:15 PM	0.00	0.00	0.0%	0.00	0.00	0.0%	0.00	0.00	0.0%
2:30 PM	0.00	0.00	0.0%	0.00	0.00	0.0%	0.00	0.00	0.0%
2:45 PM	0.00	0.00	0.0%	0.00	0.00	0.0%	0.00	0.00	0.0%
3:00 PM	0.00	0.00	0.0%	0.00	0.00	0.0%	0.00	0.00	0.0%
3:15 PM	0.00	0.00	0.0%	0.00	0.00	0.0%	0.00	0.00	0.0%
3:30 PM	0.00	0.00	0.0%	0.00	0.00	0.0%	0.00	0.00	0.0%
3:45 PM	0.00	0.00	0.0%	0.00	0.00	0.0%	0.00	0.00	0.0%
4:00 PM	0.00	0.00	0.0%	0.00	0.00	0.0%	0.00	0.00	0.0%
4:15 PM	0.00	0.00	0.0%	0.00	0.00	0.0%	0.00	0.00	0.0%
4:30 PM	0.00	0.00	0.0%	0.00	0.00	0.0%	0.00	0.00	0.0%
4:45 PM	0.00	0.00	0.0%	0.00	0.00	0.0%	0.00	0.00	0.0%
5:00 PM	0.00	0.00	0.0%	0.00	0.00	0.0%	0.00	0.00	0.0%
5:15 PM	0.00	0.00	0.0%	0.00	0.00	0.0%	0.00	0.00	0.0%
5:30 PM	0.00	0.00	0.0%	0.00	0.00	0.0%	0.00	0.00	0.0%
5:45 PM	0.00	0.00	0.0%	0.00	0.00	0.0%	0.00	0.00	0.0%
6:00 PM	0.00	0.00	0.0%	0.00	0.00	0.0%	0.00	0.00	0.0%
6:15 PM	0.00	0.00	0.0%	0.00	0.00	0.0%	0.00	0.00	0.0%
6:30 PM	0.00	0.00	0.0%	0.00	0.00	0.0%	0.00	0.00	0.0%
6:45 PM	0.00	0.00	0.0%	0.00	0.00	0.0%	0.00	0.00	0.0%
7:00 PM	0.00	0.00	0.0%	0.00	0.00	0.0%	0.00	0.00	0.0%
7:15 PM	0.00	0.00	0.0%	0.00	0.00	0.0%	309.35	92.81	2.8%
7:36 PM	140.69	25.32	1.3%	0.00	0.00	0.0%	6,320.89	1,137.76	57.1%



# JULY 5

Mirror date: June 7  
 Analysis hours: 6:52 AM-7:36 PM (PDT)

Analysis Time	EXISTING SHADOW			SFMTA POTRERO YARD NET NEW SHADOW			CUMULATIVE NET NEW SHADOW		
	Shadow Area (sf)	Area/Time (sfh)	Coverage	Shadow Area (sf)	Area/Time (sfh)	Coverage	Shadow Area (sf)	Area/Time (sfh)	Coverage
6:52 AM	0.01	0.00	0.0%	0.00	0.00	0.0%	0.00	0.00	0.0%
7:00 AM	0.00	0.00	0.0%	0.00	0.00	0.0%	0.00	0.00	0.0%
7:15 AM	0.00	0.00	0.0%	0.00	0.00	0.0%	0.00	0.00	0.0%
7:30 AM	0.00	0.00	0.0%	0.00	0.00	0.0%	0.00	0.00	0.0%
7:45 AM	0.00	0.00	0.0%	0.00	0.00	0.0%	0.00	0.00	0.0%
8:00 AM	0.00	0.00	0.0%	0.00	0.00	0.0%	0.00	0.00	0.0%
8:15 AM	0.00	0.00	0.0%	0.00	0.00	0.0%	0.00	0.00	0.0%
8:30 AM	0.00	0.00	0.0%	0.00	0.00	0.0%	0.00	0.00	0.0%
8:45 AM	0.00	0.00	0.0%	0.00	0.00	0.0%	0.00	0.00	0.0%
9:00 AM	0.00	0.00	0.0%	0.00	0.00	0.0%	0.00	0.00	0.0%
9:15 AM	0.00	0.00	0.0%	0.00	0.00	0.0%	0.00	0.00	0.0%
9:30 AM	0.00	0.00	0.0%	0.00	0.00	0.0%	0.00	0.00	0.0%
9:45 AM	0.00	0.00	0.0%	0.00	0.00	0.0%	0.00	0.00	0.0%
10:00 AM	0.00	0.00	0.0%	0.00	0.00	0.0%	0.00	0.00	0.0%
10:15 AM	0.00	0.00	0.0%	0.00	0.00	0.0%	0.00	0.00	0.0%
10:30 AM	0.00	0.00	0.0%	0.00	0.00	0.0%	0.00	0.00	0.0%
10:45 AM	0.00	0.00	0.0%	0.00	0.00	0.0%	0.00	0.00	0.0%
11:00 AM	0.00	0.00	0.0%	0.00	0.00	0.0%	0.00	0.00	0.0%
11:15 AM	0.00	0.00	0.0%	0.00	0.00	0.0%	0.00	0.00	0.0%
11:30 AM	0.00	0.00	0.0%	0.00	0.00	0.0%	0.00	0.00	0.0%
11:45 AM	0.00	0.00	0.0%	0.00	0.00	0.0%	0.00	0.00	0.0%
12:00 PM	0.00	0.00	0.0%	0.00	0.00	0.0%	0.00	0.00	0.0%
12:15 PM	0.00	0.00	0.0%	0.00	0.00	0.0%	0.00	0.00	0.0%
12:30 PM	0.00	0.00	0.0%	0.00	0.00	0.0%	0.00	0.00	0.0%
12:45 PM	0.00	0.00	0.0%	0.00	0.00	0.0%	0.00	0.00	0.0%
1:00 PM	0.00	0.00	0.0%	0.00	0.00	0.0%	0.00	0.00	0.0%
1:15 PM	0.00	0.00	0.0%	0.00	0.00	0.0%	0.00	0.00	0.0%
1:30 PM	0.00	0.00	0.0%	0.00	0.00	0.0%	0.00	0.00	0.0%
1:45 PM	0.00	0.00	0.0%	0.00	0.00	0.0%	0.00	0.00	0.0%
2:00 PM	0.00	0.00	0.0%	0.00	0.00	0.0%	0.00	0.00	0.0%
2:15 PM	0.00	0.00	0.0%	0.00	0.00	0.0%	0.00	0.00	0.0%
2:30 PM	0.00	0.00	0.0%	0.00	0.00	0.0%	0.00	0.00	0.0%
2:45 PM	0.00	0.00	0.0%	0.00	0.00	0.0%	0.00	0.00	0.0%
3:00 PM	0.00	0.00	0.0%	0.00	0.00	0.0%	0.00	0.00	0.0%
3:15 PM	0.00	0.00	0.0%	0.00	0.00	0.0%	0.00	0.00	0.0%
3:30 PM	0.00	0.00	0.0%	0.00	0.00	0.0%	0.00	0.00	0.0%
3:45 PM	0.00	0.00	0.0%	0.00	0.00	0.0%	0.00	0.00	0.0%
4:00 PM	0.00	0.00	0.0%	0.00	0.00	0.0%	0.00	0.00	0.0%
4:15 PM	0.00	0.00	0.0%	0.00	0.00	0.0%	0.00	0.00	0.0%
4:30 PM	0.00	0.00	0.0%	0.00	0.00	0.0%	0.00	0.00	0.0%
4:45 PM	0.00	0.00	0.0%	0.00	0.00	0.0%	0.00	0.00	0.0%
5:00 PM	0.00	0.00	0.0%	0.00	0.00	0.0%	0.00	0.00	0.0%
5:15 PM	0.00	0.00	0.0%	0.00	0.00	0.0%	0.00	0.00	0.0%
5:30 PM	0.00	0.00	0.0%	0.00	0.00	0.0%	0.00	0.00	0.0%
5:45 PM	0.00	0.00	0.0%	0.00	0.00	0.0%	0.00	0.00	0.0%
6:00 PM	0.00	0.00	0.0%	0.00	0.00	0.0%	0.00	0.00	0.0%
6:15 PM	0.00	0.00	0.0%	0.00	0.00	0.0%	0.00	0.00	0.0%
6:30 PM	0.00	0.00	0.0%	0.00	0.00	0.0%	0.00	0.00	0.0%
6:45 PM	0.00	0.00	0.0%	0.00	0.00	0.0%	0.00	0.00	0.0%
7:00 PM	0.00	0.00	0.0%	0.00	0.00	0.0%	0.00	0.00	0.0%
7:15 PM	0.00	0.00	0.0%	0.00	0.00	0.0%	483.02	144.91	4.4%
7:36 PM	122.38	22.03	1.1%	0.00	0.00	0.0%	6,444.24	1,159.96	58.2%

# JULY 12

Mirror date: May 31  
 Analysis hours: 6:56 AM-7:33 PM (PDT)

Analysis Time	EXISTING SHADOW			SFMTA POTRERO YARD NET NEW SHADOW			CUMULATIVE NET NEW SHADOW		
	Shadow Area (sf)	Area/Time (sfh)	Coverage	Shadow Area (sf)	Area/Time (sfh)	Coverage	Shadow Area (sf)	Area/Time (sfh)	Coverage
6:56 AM	0.00	0.00	0.0%	0.00	0.00	0.0%	0.00	0.00	0.0%
7:00 AM	0.00	0.00	0.0%	0.00	0.00	0.0%	0.00	0.00	0.0%
7:15 AM	0.00	0.00	0.0%	0.00	0.00	0.0%	0.00	0.00	0.0%
7:30 AM	0.00	0.00	0.0%	0.00	0.00	0.0%	0.00	0.00	0.0%
7:45 AM	0.00	0.00	0.0%	0.00	0.00	0.0%	0.00	0.00	0.0%
8:00 AM	0.00	0.00	0.0%	0.00	0.00	0.0%	0.00	0.00	0.0%
8:15 AM	0.00	0.00	0.0%	0.00	0.00	0.0%	0.00	0.00	0.0%
8:30 AM	0.00	0.00	0.0%	0.00	0.00	0.0%	0.00	0.00	0.0%
8:45 AM	0.00	0.00	0.0%	0.00	0.00	0.0%	0.00	0.00	0.0%
9:00 AM	0.00	0.00	0.0%	0.00	0.00	0.0%	0.00	0.00	0.0%
9:15 AM	0.00	0.00	0.0%	0.00	0.00	0.0%	0.00	0.00	0.0%
9:30 AM	0.00	0.00	0.0%	0.00	0.00	0.0%	0.00	0.00	0.0%
9:45 AM	0.00	0.00	0.0%	0.00	0.00	0.0%	0.00	0.00	0.0%
10:00 AM	0.00	0.00	0.0%	0.00	0.00	0.0%	0.00	0.00	0.0%
10:15 AM	0.00	0.00	0.0%	0.00	0.00	0.0%	0.00	0.00	0.0%
10:30 AM	0.00	0.00	0.0%	0.00	0.00	0.0%	0.00	0.00	0.0%
10:45 AM	0.00	0.00	0.0%	0.00	0.00	0.0%	0.00	0.00	0.0%
11:00 AM	0.00	0.00	0.0%	0.00	0.00	0.0%	0.00	0.00	0.0%
11:15 AM	0.00	0.00	0.0%	0.00	0.00	0.0%	0.00	0.00	0.0%
11:30 AM	0.00	0.00	0.0%	0.00	0.00	0.0%	0.00	0.00	0.0%
11:45 AM	0.00	0.00	0.0%	0.00	0.00	0.0%	0.00	0.00	0.0%
12:00 PM	0.00	0.00	0.0%	0.00	0.00	0.0%	0.00	0.00	0.0%
12:15 PM	0.00	0.00	0.0%	0.00	0.00	0.0%	0.00	0.00	0.0%
12:30 PM	0.00	0.00	0.0%	0.00	0.00	0.0%	0.00	0.00	0.0%
12:45 PM	0.00	0.00	0.0%	0.00	0.00	0.0%	0.00	0.00	0.0%
1:00 PM	0.00	0.00	0.0%	0.00	0.00	0.0%	0.00	0.00	0.0%
1:15 PM	0.00	0.00	0.0%	0.00	0.00	0.0%	0.00	0.00	0.0%
1:30 PM	0.00	0.00	0.0%	0.00	0.00	0.0%	0.00	0.00	0.0%
1:45 PM	0.00	0.00	0.0%	0.00	0.00	0.0%	0.00	0.00	0.0%
2:00 PM	0.00	0.00	0.0%	0.00	0.00	0.0%	0.00	0.00	0.0%
2:15 PM	0.00	0.00	0.0%	0.00	0.00	0.0%	0.00	0.00	0.0%
2:30 PM	0.00	0.00	0.0%	0.00	0.00	0.0%	0.00	0.00	0.0%
2:45 PM	0.00	0.00	0.0%	0.00	0.00	0.0%	0.00	0.00	0.0%
3:00 PM	0.00	0.00	0.0%	0.00	0.00	0.0%	0.00	0.00	0.0%
3:15 PM	0.00	0.00	0.0%	0.00	0.00	0.0%	0.00	0.00	0.0%
3:30 PM	0.00	0.00	0.0%	0.00	0.00	0.0%	0.00	0.00	0.0%
3:45 PM	0.00	0.00	0.0%	0.00	0.00	0.0%	0.00	0.00	0.0%
4:00 PM	0.00	0.00	0.0%	0.00	0.00	0.0%	0.00	0.00	0.0%
4:15 PM	0.00	0.00	0.0%	0.00	0.00	0.0%	0.00	0.00	0.0%
4:30 PM	0.00	0.00	0.0%	0.00	0.00	0.0%	0.00	0.00	0.0%
4:45 PM	0.00	0.00	0.0%	0.00	0.00	0.0%	0.00	0.00	0.0%
5:00 PM	0.00	0.00	0.0%	0.00	0.00	0.0%	0.00	0.00	0.0%
5:15 PM	0.00	0.00	0.0%	0.00	0.00	0.0%	0.00	0.00	0.0%
5:30 PM	0.00	0.00	0.0%	0.00	0.00	0.0%	0.00	0.00	0.0%
5:45 PM	0.00	0.00	0.0%	0.00	0.00	0.0%	0.00	0.00	0.0%
6:00 PM	0.00	0.00	0.0%	0.00	0.00	0.0%	0.00	0.00	0.0%
6:15 PM	0.00	0.00	0.0%	0.00	0.00	0.0%	0.00	0.00	0.0%
6:30 PM	0.00	0.00	0.0%	0.00	0.00	0.0%	0.00	0.00	0.0%
6:45 PM	0.00	0.00	0.0%	0.00	0.00	0.0%	0.00	0.00	0.0%
7:00 PM	0.00	0.00	0.0%	0.00	0.00	0.0%	0.00	0.00	0.0%
7:15 PM	0.00	0.00	0.0%	0.00	0.00	0.0%	1,127.05	315.57	10.2%
7:33 PM	92.62	13.89	0.8%	0.00	0.00	0.0%	6,668.84	1,000.33	60.2%

# JULY 19

Mirror date: May 24  
 Analysis hours: 7:01 AM-7:30 PM (PDT)

Analysis Time	EXISTING SHADOW			SFMTA POTRERO YARD NET NEW SHADOW			CUMULATIVE NET NEW SHADOW		
	Shadow Area (sf)	Area/Time (sfh)	Coverage	Shadow Area (sf)	Area/Time (sfh)	Coverage	Shadow Area (sf)	Area/Time (sfh)	Coverage
7:01 AM	0.00	0.00	0.0%	0.00	0.00	0.0%	0.00	0.00	0.0%
7:16 AM	0.00	0.00	0.0%	0.00	0.00	0.0%	0.00	0.00	0.0%
7:30 AM	0.00	0.00	0.0%	0.00	0.00	0.0%	0.00	0.00	0.0%
7:45 AM	0.00	0.00	0.0%	0.00	0.00	0.0%	0.00	0.00	0.0%
8:00 AM	0.00	0.00	0.0%	0.00	0.00	0.0%	0.00	0.00	0.0%
8:15 AM	0.00	0.00	0.0%	0.00	0.00	0.0%	0.00	0.00	0.0%
8:30 AM	0.00	0.00	0.0%	0.00	0.00	0.0%	0.00	0.00	0.0%
8:45 AM	0.00	0.00	0.0%	0.00	0.00	0.0%	0.00	0.00	0.0%
9:00 AM	0.00	0.00	0.0%	0.00	0.00	0.0%	0.00	0.00	0.0%
9:15 AM	0.00	0.00	0.0%	0.00	0.00	0.0%	0.00	0.00	0.0%
9:30 AM	0.00	0.00	0.0%	0.00	0.00	0.0%	0.00	0.00	0.0%
9:45 AM	0.00	0.00	0.0%	0.00	0.00	0.0%	0.00	0.00	0.0%
10:00 AM	0.00	0.00	0.0%	0.00	0.00	0.0%	0.00	0.00	0.0%
10:15 AM	0.00	0.00	0.0%	0.00	0.00	0.0%	0.00	0.00	0.0%
10:30 AM	0.00	0.00	0.0%	0.00	0.00	0.0%	0.00	0.00	0.0%
10:45 AM	0.00	0.00	0.0%	0.00	0.00	0.0%	0.00	0.00	0.0%
11:00 AM	0.00	0.00	0.0%	0.00	0.00	0.0%	0.00	0.00	0.0%
11:15 AM	0.00	0.00	0.0%	0.00	0.00	0.0%	0.00	0.00	0.0%
11:30 AM	0.00	0.00	0.0%	0.00	0.00	0.0%	0.00	0.00	0.0%
11:45 AM	0.00	0.00	0.0%	0.00	0.00	0.0%	0.00	0.00	0.0%
12:00 PM	0.00	0.00	0.0%	0.00	0.00	0.0%	0.00	0.00	0.0%
12:15 PM	0.00	0.00	0.0%	0.00	0.00	0.0%	0.00	0.00	0.0%
12:30 PM	0.00	0.00	0.0%	0.00	0.00	0.0%	0.00	0.00	0.0%
12:45 PM	0.00	0.00	0.0%	0.00	0.00	0.0%	0.00	0.00	0.0%
1:00 PM	0.00	0.00	0.0%	0.00	0.00	0.0%	0.00	0.00	0.0%
1:15 PM	0.00	0.00	0.0%	0.00	0.00	0.0%	0.00	0.00	0.0%
1:30 PM	0.00	0.00	0.0%	0.00	0.00	0.0%	0.00	0.00	0.0%
1:45 PM	0.00	0.00	0.0%	0.00	0.00	0.0%	0.00	0.00	0.0%
2:00 PM	0.00	0.00	0.0%	0.00	0.00	0.0%	0.00	0.00	0.0%
2:15 PM	0.00	0.00	0.0%	0.00	0.00	0.0%	0.00	0.00	0.0%
2:30 PM	0.00	0.00	0.0%	0.00	0.00	0.0%	0.00	0.00	0.0%
2:45 PM	0.00	0.00	0.0%	0.00	0.00	0.0%	0.00	0.00	0.0%
3:00 PM	0.00	0.00	0.0%	0.00	0.00	0.0%	0.00	0.00	0.0%
3:15 PM	0.00	0.00	0.0%	0.00	0.00	0.0%	0.00	0.00	0.0%
3:30 PM	0.00	0.00	0.0%	0.00	0.00	0.0%	0.00	0.00	0.0%
3:45 PM	0.00	0.00	0.0%	0.00	0.00	0.0%	0.00	0.00	0.0%
4:00 PM	0.00	0.00	0.0%	0.00	0.00	0.0%	0.00	0.00	0.0%
4:15 PM	0.00	0.00	0.0%	0.00	0.00	0.0%	0.00	0.00	0.0%
4:30 PM	0.00	0.00	0.0%	0.00	0.00	0.0%	0.00	0.00	0.0%
4:45 PM	0.00	0.00	0.0%	0.00	0.00	0.0%	0.00	0.00	0.0%
5:00 PM	0.00	0.00	0.0%	0.00	0.00	0.0%	0.00	0.00	0.0%
5:15 PM	0.00	0.00	0.0%	0.00	0.00	0.0%	0.00	0.00	0.0%
5:30 PM	0.00	0.00	0.0%	0.00	0.00	0.0%	0.00	0.00	0.0%
5:45 PM	0.00	0.00	0.0%	0.00	0.00	0.0%	0.00	0.00	0.0%
6:00 PM	0.00	0.00	0.0%	0.00	0.00	0.0%	0.00	0.00	0.0%
6:15 PM	0.00	0.00	0.0%	0.00	0.00	0.0%	0.00	0.00	0.0%
6:30 PM	0.00	0.00	0.0%	0.00	0.00	0.0%	0.00	0.00	0.0%
6:45 PM	0.00	0.00	0.0%	0.00	0.00	0.0%	0.00	0.00	0.0%
7:00 PM	0.00	0.00	0.0%	0.00	0.00	0.0%	0.00	0.00	0.0%
7:15 PM	0.00	0.00	0.0%	0.00	0.00	0.0%	2,357.78	589.45	21.3%
7:30 PM	51.58	6.71	0.5%	0.00	0.00	0.0%	7,219.68	938.56	65.2%

# JULY 26

Mirror date: May 17  
 Analysis hours: 7:07 AM-7:25 PM (PDT)

Analysis Time	EXISTING SHADOW			SFMTA POTRERO YARD NET NEW SHADOW			CUMULATIVE NET NEW SHADOW		
	Shadow Area (sf)	Area/Time (sfh)	Coverage	Shadow Area (sf)	Area/Time (sfh)	Coverage	Shadow Area (sf)	Area/Time (sfh)	Coverage
7:07 AM	0.40	0.02	0.0%	0.00	0.00	0.0%	0.00	0.00	0.0%
7:15 AM	0.00	0.00	0.0%	0.00	0.00	0.0%	0.00	0.00	0.0%
7:30 AM	0.00	0.00	0.0%	0.00	0.00	0.0%	0.00	0.00	0.0%
7:45 AM	0.00	0.00	0.0%	0.00	0.00	0.0%	0.00	0.00	0.0%
8:00 AM	0.00	0.00	0.0%	0.00	0.00	0.0%	0.00	0.00	0.0%
8:15 AM	0.00	0.00	0.0%	0.00	0.00	0.0%	0.00	0.00	0.0%
8:30 AM	0.00	0.00	0.0%	0.00	0.00	0.0%	0.00	0.00	0.0%
8:45 AM	0.00	0.00	0.0%	0.00	0.00	0.0%	0.00	0.00	0.0%
9:00 AM	0.00	0.00	0.0%	0.00	0.00	0.0%	0.00	0.00	0.0%
9:15 AM	0.00	0.00	0.0%	0.00	0.00	0.0%	0.00	0.00	0.0%
9:30 AM	0.00	0.00	0.0%	0.00	0.00	0.0%	0.00	0.00	0.0%
9:45 AM	0.00	0.00	0.0%	0.00	0.00	0.0%	0.00	0.00	0.0%
10:00 AM	0.00	0.00	0.0%	0.00	0.00	0.0%	0.00	0.00	0.0%
10:15 AM	0.00	0.00	0.0%	0.00	0.00	0.0%	0.00	0.00	0.0%
10:30 AM	0.00	0.00	0.0%	0.00	0.00	0.0%	0.00	0.00	0.0%
10:45 AM	0.00	0.00	0.0%	0.00	0.00	0.0%	0.00	0.00	0.0%
11:00 AM	0.00	0.00	0.0%	0.00	0.00	0.0%	0.00	0.00	0.0%
11:15 AM	0.00	0.00	0.0%	0.00	0.00	0.0%	0.00	0.00	0.0%
11:30 AM	0.00	0.00	0.0%	0.00	0.00	0.0%	0.00	0.00	0.0%
11:45 AM	0.00	0.00	0.0%	0.00	0.00	0.0%	0.00	0.00	0.0%
12:00 PM	0.00	0.00	0.0%	0.00	0.00	0.0%	0.00	0.00	0.0%
12:15 PM	0.00	0.00	0.0%	0.00	0.00	0.0%	0.00	0.00	0.0%
12:30 PM	0.00	0.00	0.0%	0.00	0.00	0.0%	0.00	0.00	0.0%
12:45 PM	0.00	0.00	0.0%	0.00	0.00	0.0%	0.00	0.00	0.0%
1:00 PM	0.00	0.00	0.0%	0.00	0.00	0.0%	0.00	0.00	0.0%
1:15 PM	0.00	0.00	0.0%	0.00	0.00	0.0%	0.00	0.00	0.0%
1:30 PM	0.00	0.00	0.0%	0.00	0.00	0.0%	0.00	0.00	0.0%
1:45 PM	0.00	0.00	0.0%	0.00	0.00	0.0%	0.00	0.00	0.0%
2:00 PM	0.00	0.00	0.0%	0.00	0.00	0.0%	0.00	0.00	0.0%
2:15 PM	0.00	0.00	0.0%	0.00	0.00	0.0%	0.00	0.00	0.0%
2:30 PM	0.00	0.00	0.0%	0.00	0.00	0.0%	0.00	0.00	0.0%
2:45 PM	0.00	0.00	0.0%	0.00	0.00	0.0%	0.00	0.00	0.0%
3:00 PM	0.00	0.00	0.0%	0.00	0.00	0.0%	0.00	0.00	0.0%
3:15 PM	0.00	0.00	0.0%	0.00	0.00	0.0%	0.00	0.00	0.0%
3:30 PM	0.00	0.00	0.0%	0.00	0.00	0.0%	0.00	0.00	0.0%
3:45 PM	0.00	0.00	0.0%	0.00	0.00	0.0%	0.00	0.00	0.0%
4:00 PM	0.00	0.00	0.0%	0.00	0.00	0.0%	0.00	0.00	0.0%
4:15 PM	0.00	0.00	0.0%	0.00	0.00	0.0%	0.00	0.00	0.0%
4:30 PM	0.00	0.00	0.0%	0.00	0.00	0.0%	0.00	0.00	0.0%
4:45 PM	0.00	0.00	0.0%	0.00	0.00	0.0%	0.00	0.00	0.0%
5:00 PM	0.00	0.00	0.0%	0.00	0.00	0.0%	0.00	0.00	0.0%
5:15 PM	0.00	0.00	0.0%	0.00	0.00	0.0%	0.00	0.00	0.0%
5:30 PM	0.00	0.00	0.0%	0.00	0.00	0.0%	0.00	0.00	0.0%
5:45 PM	0.00	0.00	0.0%	0.00	0.00	0.0%	0.00	0.00	0.0%
6:00 PM	0.00	0.00	0.0%	0.00	0.00	0.0%	0.00	0.00	0.0%
6:15 PM	0.00	0.00	0.0%	0.00	0.00	0.0%	0.00	0.00	0.0%
6:30 PM	0.00	0.00	0.0%	0.00	0.00	0.0%	0.00	0.00	0.0%
6:45 PM	0.00	0.00	0.0%	0.00	0.00	0.0%	0.00	0.00	0.0%
7:00 PM	0.00	0.00	0.0%	0.00	0.00	0.0%	0.00	0.00	0.0%
7:15 PM	0.00	0.00	0.0%	0.00	0.00	0.0%	4,204.42	882.93	38.0%
7:25 PM	3.69	0.33	0.0%	0.00	0.00	0.0%	7,926.19	713.36	71.6%

# AUGUST 2

Mirror date: May 10  
 Analysis hours: 7:12 AM-7:18 PM (PDT)

Analysis Time	EXISTING SHADOW			SFMTA POTRERO YARD NET NEW SHADOW			CUMULATIVE NET NEW SHADOW		
	Shadow Area (sf)	Area/Time (sfh)	Coverage	Shadow Area (sf)	Area/Time (sfh)	Coverage	Shadow Area (sf)	Area/Time (sfh)	Coverage
7:12 AM	40.40	0.81	0.4%	0.00	0.00	0.0%	0.00	0.00	0.0%
7:15 AM	0.00	0.00	0.0%	0.00	0.00	0.0%	0.00	0.00	0.0%
7:30 AM	0.00	0.00	0.0%	0.00	0.00	0.0%	0.00	0.00	0.0%
7:45 AM	0.00	0.00	0.0%	0.00	0.00	0.0%	0.00	0.00	0.0%
8:00 AM	0.00	0.00	0.0%	0.00	0.00	0.0%	0.00	0.00	0.0%
8:15 AM	0.00	0.00	0.0%	0.00	0.00	0.0%	0.00	0.00	0.0%
8:30 AM	0.00	0.00	0.0%	0.00	0.00	0.0%	0.00	0.00	0.0%
8:45 AM	0.00	0.00	0.0%	0.00	0.00	0.0%	0.00	0.00	0.0%
9:00 AM	0.00	0.00	0.0%	0.00	0.00	0.0%	0.00	0.00	0.0%
9:15 AM	0.00	0.00	0.0%	0.00	0.00	0.0%	0.00	0.00	0.0%
9:30 AM	0.00	0.00	0.0%	0.00	0.00	0.0%	0.00	0.00	0.0%
9:45 AM	0.00	0.00	0.0%	0.00	0.00	0.0%	0.00	0.00	0.0%
10:00 AM	0.00	0.00	0.0%	0.00	0.00	0.0%	0.00	0.00	0.0%
10:15 AM	0.00	0.00	0.0%	0.00	0.00	0.0%	0.00	0.00	0.0%
10:30 AM	0.00	0.00	0.0%	0.00	0.00	0.0%	0.00	0.00	0.0%
10:45 AM	0.00	0.00	0.0%	0.00	0.00	0.0%	0.00	0.00	0.0%
11:00 AM	0.00	0.00	0.0%	0.00	0.00	0.0%	0.00	0.00	0.0%
11:15 AM	0.00	0.00	0.0%	0.00	0.00	0.0%	0.00	0.00	0.0%
11:30 AM	0.00	0.00	0.0%	0.00	0.00	0.0%	0.00	0.00	0.0%
11:45 AM	0.00	0.00	0.0%	0.00	0.00	0.0%	0.00	0.00	0.0%
12:00 PM	0.00	0.00	0.0%	0.00	0.00	0.0%	0.00	0.00	0.0%
12:15 PM	0.00	0.00	0.0%	0.00	0.00	0.0%	0.00	0.00	0.0%
12:30 PM	0.00	0.00	0.0%	0.00	0.00	0.0%	0.00	0.00	0.0%
12:45 PM	0.00	0.00	0.0%	0.00	0.00	0.0%	0.00	0.00	0.0%
1:00 PM	0.00	0.00	0.0%	0.00	0.00	0.0%	0.00	0.00	0.0%
1:15 PM	0.00	0.00	0.0%	0.00	0.00	0.0%	0.00	0.00	0.0%
1:30 PM	0.00	0.00	0.0%	0.00	0.00	0.0%	0.00	0.00	0.0%
1:45 PM	0.00	0.00	0.0%	0.00	0.00	0.0%	0.00	0.00	0.0%
2:00 PM	0.00	0.00	0.0%	0.00	0.00	0.0%	0.00	0.00	0.0%
2:15 PM	0.00	0.00	0.0%	0.00	0.00	0.0%	0.00	0.00	0.0%
2:30 PM	0.00	0.00	0.0%	0.00	0.00	0.0%	0.00	0.00	0.0%
2:45 PM	0.00	0.00	0.0%	0.00	0.00	0.0%	0.00	0.00	0.0%
3:00 PM	0.00	0.00	0.0%	0.00	0.00	0.0%	0.00	0.00	0.0%
3:15 PM	0.00	0.00	0.0%	0.00	0.00	0.0%	0.00	0.00	0.0%
3:30 PM	0.00	0.00	0.0%	0.00	0.00	0.0%	0.00	0.00	0.0%
3:45 PM	0.00	0.00	0.0%	0.00	0.00	0.0%	0.00	0.00	0.0%
4:00 PM	0.00	0.00	0.0%	0.00	0.00	0.0%	0.00	0.00	0.0%
4:15 PM	0.00	0.00	0.0%	0.00	0.00	0.0%	0.00	0.00	0.0%
4:30 PM	0.00	0.00	0.0%	0.00	0.00	0.0%	0.00	0.00	0.0%
4:45 PM	0.00	0.00	0.0%	0.00	0.00	0.0%	0.00	0.00	0.0%
5:00 PM	0.00	0.00	0.0%	0.00	0.00	0.0%	0.00	0.00	0.0%
5:15 PM	0.00	0.00	0.0%	0.00	0.00	0.0%	0.00	0.00	0.0%
5:30 PM	0.00	0.00	0.0%	0.00	0.00	0.0%	0.00	0.00	0.0%
5:45 PM	0.00	0.00	0.0%	0.00	0.00	0.0%	0.00	0.00	0.0%
6:00 PM	0.00	0.00	0.0%	0.00	0.00	0.0%	0.00	0.00	0.0%
6:15 PM	0.00	0.00	0.0%	0.00	0.00	0.0%	0.00	0.00	0.0%
6:30 PM	0.00	0.00	0.0%	0.00	0.00	0.0%	0.00	0.00	0.0%
6:45 PM	0.00	0.00	0.0%	0.00	0.00	0.0%	0.00	0.00	0.0%
7:00 PM	0.00	0.00	0.0%	0.00	0.00	0.0%	908.51	227.13	8.2%
7:15 PM	0.00	0.00	0.0%	0.00	0.00	0.0%	6,616.89	992.53	59.7%
7:18 PM	0.00	0.00	0.0%	0.00	0.00	0.0%	8,329.74	249.89	75.2%

# AUGUST 9

Mirror date: May 3  
 Analysis hours: 7:19 AM-7:10 PM (PDT)

Analysis Time	EXISTING SHADOW			SFMTA POTRERO YARD NET NEW SHADOW			CUMULATIVE NET NEW SHADOW		
	Shadow Area (sf)	Area/Time (sfh)	Coverage	Shadow Area (sf)	Area/Time (sfh)	Coverage	Shadow Area (sf)	Area/Time (sfh)	Coverage
7:19 AM	61.57	5.54	0.6%	0.00	0.00	0.0%	0.00	0.00	0.0%
7:30 AM	0.00	0.00	0.0%	0.00	0.00	0.0%	0.00	0.00	0.0%
7:45 AM	0.00	0.00	0.0%	0.00	0.00	0.0%	0.00	0.00	0.0%
8:00 AM	0.00	0.00	0.0%	0.00	0.00	0.0%	0.00	0.00	0.0%
8:15 AM	0.00	0.00	0.0%	0.00	0.00	0.0%	0.00	0.00	0.0%
8:30 AM	0.00	0.00	0.0%	0.00	0.00	0.0%	0.00	0.00	0.0%
8:45 AM	0.00	0.00	0.0%	0.00	0.00	0.0%	0.00	0.00	0.0%
9:00 AM	0.00	0.00	0.0%	0.00	0.00	0.0%	0.00	0.00	0.0%
9:15 AM	0.00	0.00	0.0%	0.00	0.00	0.0%	0.00	0.00	0.0%
9:30 AM	0.00	0.00	0.0%	0.00	0.00	0.0%	0.00	0.00	0.0%
9:45 AM	0.00	0.00	0.0%	0.00	0.00	0.0%	0.00	0.00	0.0%
10:00 AM	0.00	0.00	0.0%	0.00	0.00	0.0%	0.00	0.00	0.0%
10:15 AM	0.00	0.00	0.0%	0.00	0.00	0.0%	0.00	0.00	0.0%
10:30 AM	0.00	0.00	0.0%	0.00	0.00	0.0%	0.00	0.00	0.0%
10:45 AM	0.00	0.00	0.0%	0.00	0.00	0.0%	0.00	0.00	0.0%
11:00 AM	0.00	0.00	0.0%	0.00	0.00	0.0%	0.00	0.00	0.0%
11:15 AM	0.00	0.00	0.0%	0.00	0.00	0.0%	0.00	0.00	0.0%
11:30 AM	0.00	0.00	0.0%	0.00	0.00	0.0%	0.00	0.00	0.0%
11:45 AM	0.00	0.00	0.0%	0.00	0.00	0.0%	0.00	0.00	0.0%
12:00 PM	0.00	0.00	0.0%	0.00	0.00	0.0%	0.00	0.00	0.0%
12:15 PM	0.00	0.00	0.0%	0.00	0.00	0.0%	0.00	0.00	0.0%
12:30 PM	0.00	0.00	0.0%	0.00	0.00	0.0%	0.00	0.00	0.0%
12:45 PM	0.00	0.00	0.0%	0.00	0.00	0.0%	0.00	0.00	0.0%
1:00 PM	0.00	0.00	0.0%	0.00	0.00	0.0%	0.00	0.00	0.0%
1:15 PM	0.00	0.00	0.0%	0.00	0.00	0.0%	0.00	0.00	0.0%
1:30 PM	0.00	0.00	0.0%	0.00	0.00	0.0%	0.00	0.00	0.0%
1:45 PM	0.00	0.00	0.0%	0.00	0.00	0.0%	0.00	0.00	0.0%
2:00 PM	0.00	0.00	0.0%	0.00	0.00	0.0%	0.00	0.00	0.0%
2:15 PM	0.00	0.00	0.0%	0.00	0.00	0.0%	0.00	0.00	0.0%
2:30 PM	0.00	0.00	0.0%	0.00	0.00	0.0%	0.00	0.00	0.0%
2:45 PM	0.00	0.00	0.0%	0.00	0.00	0.0%	0.00	0.00	0.0%
3:00 PM	0.00	0.00	0.0%	0.00	0.00	0.0%	0.00	0.00	0.0%
3:15 PM	0.00	0.00	0.0%	0.00	0.00	0.0%	0.00	0.00	0.0%
3:30 PM	0.00	0.00	0.0%	0.00	0.00	0.0%	0.00	0.00	0.0%
3:45 PM	0.00	0.00	0.0%	0.00	0.00	0.0%	0.00	0.00	0.0%
4:00 PM	0.00	0.00	0.0%	0.00	0.00	0.0%	0.00	0.00	0.0%
4:15 PM	0.00	0.00	0.0%	0.00	0.00	0.0%	0.00	0.00	0.0%
4:30 PM	0.00	0.00	0.0%	0.00	0.00	0.0%	0.00	0.00	0.0%
4:45 PM	0.00	0.00	0.0%	0.00	0.00	0.0%	0.00	0.00	0.0%
5:00 PM	0.00	0.00	0.0%	0.00	0.00	0.0%	0.00	0.00	0.0%
5:15 PM	0.00	0.00	0.0%	0.00	0.00	0.0%	0.00	0.00	0.0%
5:30 PM	0.00	0.00	0.0%	0.00	0.00	0.0%	0.00	0.00	0.0%
5:45 PM	0.00	0.00	0.0%	0.00	0.00	0.0%	0.00	0.00	0.0%
6:00 PM	0.00	0.00	0.0%	0.00	0.00	0.0%	0.00	0.00	0.0%
6:15 PM	0.00	0.00	0.0%	0.00	0.00	0.0%	0.00	0.00	0.0%
6:30 PM	0.00	0.00	0.0%	0.00	0.00	0.0%	0.00	0.00	0.0%
6:45 PM	0.00	0.00	0.0%	0.00	0.00	0.0%	0.00	0.00	0.0%
7:10 PM	0.00	0.00	0.0%	0.00	0.00	0.0%	8,475.65	1,779.89	76.5%

# AUGUST 16

Mirror date: April 26  
 Analysis hours: 7:25 AM-7:02 PM (PDT)

Analysis Time	EXISTING SHADOW			SFMTA POTRERO YARD NET NEW SHADOW			CUMULATIVE NET NEW SHADOW		
	Shadow Area (sf)	Area/Time (sfh)	Coverage	Shadow Area (sf)	Area/Time (sfh)	Coverage	Shadow Area (sf)	Area/Time (sfh)	Coverage
7:25 AM	68.26	2.73	0.6%	0.00	0.00	0.0%	0.00	0.00	0.0%
7:30 AM	0.00	0.00	0.0%	0.00	0.00	0.0%	0.00	0.00	0.0%
7:45 AM	0.00	0.00	0.0%	0.00	0.00	0.0%	0.00	0.00	0.0%
8:00 AM	0.00	0.00	0.0%	0.00	0.00	0.0%	0.00	0.00	0.0%
8:15 AM	0.00	0.00	0.0%	0.00	0.00	0.0%	0.00	0.00	0.0%
8:30 AM	0.00	0.00	0.0%	0.00	0.00	0.0%	0.00	0.00	0.0%
8:45 AM	0.00	0.00	0.0%	0.00	0.00	0.0%	0.00	0.00	0.0%
9:00 AM	0.00	0.00	0.0%	0.00	0.00	0.0%	0.00	0.00	0.0%
9:15 AM	0.00	0.00	0.0%	0.00	0.00	0.0%	0.00	0.00	0.0%
9:30 AM	0.00	0.00	0.0%	0.00	0.00	0.0%	0.00	0.00	0.0%
9:45 AM	0.00	0.00	0.0%	0.00	0.00	0.0%	0.00	0.00	0.0%
10:00 AM	0.00	0.00	0.0%	0.00	0.00	0.0%	0.00	0.00	0.0%
10:15 AM	0.00	0.00	0.0%	0.00	0.00	0.0%	0.00	0.00	0.0%
10:30 AM	0.00	0.00	0.0%	0.00	0.00	0.0%	0.00	0.00	0.0%
10:45 AM	0.00	0.00	0.0%	0.00	0.00	0.0%	0.00	0.00	0.0%
11:00 AM	0.00	0.00	0.0%	0.00	0.00	0.0%	0.00	0.00	0.0%
11:15 AM	0.00	0.00	0.0%	0.00	0.00	0.0%	0.00	0.00	0.0%
11:30 AM	0.00	0.00	0.0%	0.00	0.00	0.0%	0.00	0.00	0.0%
11:45 AM	0.00	0.00	0.0%	0.00	0.00	0.0%	0.00	0.00	0.0%
12:00 PM	0.00	0.00	0.0%	0.00	0.00	0.0%	0.00	0.00	0.0%
12:15 PM	0.00	0.00	0.0%	0.00	0.00	0.0%	0.00	0.00	0.0%
12:30 PM	0.00	0.00	0.0%	0.00	0.00	0.0%	0.00	0.00	0.0%
12:45 PM	0.00	0.00	0.0%	0.00	0.00	0.0%	0.00	0.00	0.0%
1:00 PM	0.00	0.00	0.0%	0.00	0.00	0.0%	0.00	0.00	0.0%
1:15 PM	0.00	0.00	0.0%	0.00	0.00	0.0%	0.00	0.00	0.0%
1:30 PM	0.00	0.00	0.0%	0.00	0.00	0.0%	0.00	0.00	0.0%
1:45 PM	0.00	0.00	0.0%	0.00	0.00	0.0%	0.00	0.00	0.0%
2:00 PM	0.00	0.00	0.0%	0.00	0.00	0.0%	0.00	0.00	0.0%
2:15 PM	0.00	0.00	0.0%	0.00	0.00	0.0%	0.00	0.00	0.0%
2:30 PM	0.00	0.00	0.0%	0.00	0.00	0.0%	0.00	0.00	0.0%
2:45 PM	0.00	0.00	0.0%	0.00	0.00	0.0%	0.00	0.00	0.0%
3:00 PM	0.00	0.00	0.0%	0.00	0.00	0.0%	0.00	0.00	0.0%
3:15 PM	0.00	0.00	0.0%	0.00	0.00	0.0%	0.00	0.00	0.0%
3:30 PM	0.00	0.00	0.0%	0.00	0.00	0.0%	0.00	0.00	0.0%
3:45 PM	0.00	0.00	0.0%	0.00	0.00	0.0%	0.00	0.00	0.0%
4:00 PM	0.00	0.00	0.0%	0.00	0.00	0.0%	0.00	0.00	0.0%
4:15 PM	0.00	0.00	0.0%	0.00	0.00	0.0%	0.00	0.00	0.0%
4:30 PM	0.00	0.00	0.0%	0.00	0.00	0.0%	0.00	0.00	0.0%
4:45 PM	0.00	0.00	0.0%	0.00	0.00	0.0%	0.00	0.00	0.0%
5:00 PM	0.00	0.00	0.0%	0.00	0.00	0.0%	0.00	0.00	0.0%
5:15 PM	0.00	0.00	0.0%	0.00	0.00	0.0%	0.00	0.00	0.0%
5:30 PM	0.00	0.00	0.0%	0.00	0.00	0.0%	0.00	0.00	0.0%
5:45 PM	0.00	0.00	0.0%	0.00	0.00	0.0%	0.00	0.00	0.0%
6:00 PM	0.00	0.00	0.0%	0.00	0.00	0.0%	0.00	0.00	0.0%
6:15 PM	0.00	0.00	0.0%	0.00	0.00	0.0%	0.00	0.00	0.0%
6:30 PM	0.00	0.00	0.0%	0.00	0.00	0.0%	0.00	0.00	0.0%
6:45 PM	0.00	0.00	0.0%	0.00	0.00	0.0%	513.74	138.71	4.6%
7:02 PM	0.00	0.00	0.0%	0.00	0.00	0.0%	8,142.69	1,139.98	73.5%

# AUGUST 23

Mirror date: April 19  
 Analysis hours: 7:31 AM-6:52 PM (PDT)

Analysis Time	EXISTING SHADOW			SFMTA POTRERO YARD NET NEW SHADOW			CUMULATIVE NET NEW SHADOW		
	Shadow Area (sf)	Area/Time (sfh)	Coverage	Shadow Area (sf)	Area/Time (sfh)	Coverage	Shadow Area (sf)	Area/Time (sfh)	Coverage
7:31 AM	259.20	28.51	2.3%	0.00	0.00	0.0%	0.00	0.00	0.0%
7:45 AM	0.00	0.00	0.0%	0.00	0.00	0.0%	0.00	0.00	0.0%
8:00 AM	0.00	0.00	0.0%	0.00	0.00	0.0%	0.00	0.00	0.0%
8:15 AM	0.00	0.00	0.0%	0.00	0.00	0.0%	0.00	0.00	0.0%
8:30 AM	0.00	0.00	0.0%	0.00	0.00	0.0%	0.00	0.00	0.0%
8:45 AM	0.00	0.00	0.0%	0.00	0.00	0.0%	0.00	0.00	0.0%
9:00 AM	0.00	0.00	0.0%	0.00	0.00	0.0%	0.00	0.00	0.0%
9:15 AM	0.00	0.00	0.0%	0.00	0.00	0.0%	0.00	0.00	0.0%
9:30 AM	0.00	0.00	0.0%	0.00	0.00	0.0%	0.00	0.00	0.0%
9:45 AM	0.00	0.00	0.0%	0.00	0.00	0.0%	0.00	0.00	0.0%
10:00 AM	0.00	0.00	0.0%	0.00	0.00	0.0%	0.00	0.00	0.0%
10:15 AM	0.00	0.00	0.0%	0.00	0.00	0.0%	0.00	0.00	0.0%
10:30 AM	0.00	0.00	0.0%	0.00	0.00	0.0%	0.00	0.00	0.0%
10:45 AM	0.00	0.00	0.0%	0.00	0.00	0.0%	0.00	0.00	0.0%
11:00 AM	0.00	0.00	0.0%	0.00	0.00	0.0%	0.00	0.00	0.0%
11:15 AM	0.00	0.00	0.0%	0.00	0.00	0.0%	0.00	0.00	0.0%
11:30 AM	0.00	0.00	0.0%	0.00	0.00	0.0%	0.00	0.00	0.0%
11:45 AM	0.00	0.00	0.0%	0.00	0.00	0.0%	0.00	0.00	0.0%
12:00 PM	0.00	0.00	0.0%	0.00	0.00	0.0%	0.00	0.00	0.0%
12:15 PM	0.00	0.00	0.0%	0.00	0.00	0.0%	0.00	0.00	0.0%
12:30 PM	0.00	0.00	0.0%	0.00	0.00	0.0%	0.00	0.00	0.0%
12:45 PM	0.00	0.00	0.0%	0.00	0.00	0.0%	0.00	0.00	0.0%
1:00 PM	0.00	0.00	0.0%	0.00	0.00	0.0%	0.00	0.00	0.0%
1:15 PM	0.00	0.00	0.0%	0.00	0.00	0.0%	0.00	0.00	0.0%
1:30 PM	0.00	0.00	0.0%	0.00	0.00	0.0%	0.00	0.00	0.0%
1:45 PM	0.00	0.00	0.0%	0.00	0.00	0.0%	0.00	0.00	0.0%
2:00 PM	0.00	0.00	0.0%	0.00	0.00	0.0%	0.00	0.00	0.0%
2:15 PM	0.00	0.00	0.0%	0.00	0.00	0.0%	0.00	0.00	0.0%
2:30 PM	0.00	0.00	0.0%	0.00	0.00	0.0%	0.00	0.00	0.0%
2:45 PM	0.00	0.00	0.0%	0.00	0.00	0.0%	0.00	0.00	0.0%
3:00 PM	0.00	0.00	0.0%	0.00	0.00	0.0%	0.00	0.00	0.0%
3:15 PM	0.00	0.00	0.0%	0.00	0.00	0.0%	0.00	0.00	0.0%
3:30 PM	0.00	0.00	0.0%	0.00	0.00	0.0%	0.00	0.00	0.0%
3:45 PM	0.00	0.00	0.0%	0.00	0.00	0.0%	0.00	0.00	0.0%
4:00 PM	0.00	0.00	0.0%	0.00	0.00	0.0%	0.00	0.00	0.0%
4:15 PM	0.00	0.00	0.0%	0.00	0.00	0.0%	0.00	0.00	0.0%
4:30 PM	0.00	0.00	0.0%	0.00	0.00	0.0%	0.00	0.00	0.0%
4:45 PM	0.00	0.00	0.0%	0.00	0.00	0.0%	0.00	0.00	0.0%
5:00 PM	0.00	0.00	0.0%	0.00	0.00	0.0%	0.00	0.00	0.0%
5:15 PM	0.00	0.00	0.0%	0.00	0.00	0.0%	0.00	0.00	0.0%
5:30 PM	0.00	0.00	0.0%	0.00	0.00	0.0%	0.00	0.00	0.0%
5:45 PM	0.00	0.00	0.0%	0.00	0.00	0.0%	0.00	0.00	0.0%
6:00 PM	0.00	0.00	0.0%	0.00	0.00	0.0%	0.00	0.00	0.0%
6:15 PM	0.00	0.00	0.0%	0.00	0.00	0.0%	0.00	0.00	0.0%
6:30 PM	0.00	0.00	0.0%	0.00	0.00	0.0%	0.00	0.00	0.0%
6:45 PM	0.00	0.00	0.0%	0.00	0.00	0.0%	3,154.17	599.29	28.5%
6:52 PM	0.00	0.00	0.0%	0.00	0.00	0.0%	7,294.81	437.69	65.9%



# AUGUST 30

Mirror date: April 12  
 Analysis hours: 7:37 AM-6:42 PM (PDT)

Analysis Time	EXISTING SHADOW			SFMTA POTRERO YARD NET NEW SHADOW			CUMULATIVE NET NEW SHADOW		
	Shadow Area (sf)	Area/Time (sfh)	Coverage	Shadow Area (sf)	Area/Time (sfh)	Coverage	Shadow Area (sf)	Area/Time (sfh)	Coverage
7:37 AM	136.51	8.19	1.2%	0.00	0.00	0.0%	0.00	0.00	0.0%
7:45 AM	0.00	0.00	0.0%	0.00	0.00	0.0%	0.00	0.00	0.0%
8:00 AM	0.00	0.00	0.0%	0.00	0.00	0.0%	0.00	0.00	0.0%
8:15 AM	0.00	0.00	0.0%	0.00	0.00	0.0%	0.00	0.00	0.0%
8:30 AM	0.00	0.00	0.0%	0.00	0.00	0.0%	0.00	0.00	0.0%
8:45 AM	0.00	0.00	0.0%	0.00	0.00	0.0%	0.00	0.00	0.0%
9:00 AM	0.00	0.00	0.0%	0.00	0.00	0.0%	0.00	0.00	0.0%
9:15 AM	0.00	0.00	0.0%	0.00	0.00	0.0%	0.00	0.00	0.0%
9:30 AM	0.00	0.00	0.0%	0.00	0.00	0.0%	0.00	0.00	0.0%
9:45 AM	0.00	0.00	0.0%	0.00	0.00	0.0%	0.00	0.00	0.0%
10:00 AM	0.00	0.00	0.0%	0.00	0.00	0.0%	0.00	0.00	0.0%
10:15 AM	0.00	0.00	0.0%	0.00	0.00	0.0%	0.00	0.00	0.0%
10:30 AM	0.00	0.00	0.0%	0.00	0.00	0.0%	0.00	0.00	0.0%
10:45 AM	0.00	0.00	0.0%	0.00	0.00	0.0%	0.00	0.00	0.0%
11:00 AM	0.00	0.00	0.0%	0.00	0.00	0.0%	0.00	0.00	0.0%
11:15 AM	0.00	0.00	0.0%	0.00	0.00	0.0%	0.00	0.00	0.0%
11:30 AM	0.00	0.00	0.0%	0.00	0.00	0.0%	0.00	0.00	0.0%
11:45 AM	0.00	0.00	0.0%	0.00	0.00	0.0%	0.00	0.00	0.0%
12:00 PM	0.00	0.00	0.0%	0.00	0.00	0.0%	0.00	0.00	0.0%
12:15 PM	0.00	0.00	0.0%	0.00	0.00	0.0%	0.00	0.00	0.0%
12:30 PM	0.00	0.00	0.0%	0.00	0.00	0.0%	0.00	0.00	0.0%
12:45 PM	0.00	0.00	0.0%	0.00	0.00	0.0%	0.00	0.00	0.0%
1:00 PM	0.00	0.00	0.0%	0.00	0.00	0.0%	0.00	0.00	0.0%
1:15 PM	0.00	0.00	0.0%	0.00	0.00	0.0%	0.00	0.00	0.0%
1:30 PM	0.00	0.00	0.0%	0.00	0.00	0.0%	0.00	0.00	0.0%
1:45 PM	0.00	0.00	0.0%	0.00	0.00	0.0%	0.00	0.00	0.0%
2:00 PM	0.00	0.00	0.0%	0.00	0.00	0.0%	0.00	0.00	0.0%
2:15 PM	0.00	0.00	0.0%	0.00	0.00	0.0%	0.00	0.00	0.0%
2:30 PM	0.00	0.00	0.0%	0.00	0.00	0.0%	0.00	0.00	0.0%
2:45 PM	0.00	0.00	0.0%	0.00	0.00	0.0%	0.00	0.00	0.0%
3:00 PM	0.00	0.00	0.0%	0.00	0.00	0.0%	0.00	0.00	0.0%
3:15 PM	0.00	0.00	0.0%	0.00	0.00	0.0%	0.00	0.00	0.0%
3:30 PM	0.00	0.00	0.0%	0.00	0.00	0.0%	0.00	0.00	0.0%
3:45 PM	0.00	0.00	0.0%	0.00	0.00	0.0%	0.00	0.00	0.0%
4:00 PM	0.00	0.00	0.0%	0.00	0.00	0.0%	0.00	0.00	0.0%
4:15 PM	0.00	0.00	0.0%	0.00	0.00	0.0%	0.00	0.00	0.0%
4:30 PM	0.00	0.00	0.0%	0.00	0.00	0.0%	0.00	0.00	0.0%
4:45 PM	0.00	0.00	0.0%	0.00	0.00	0.0%	0.00	0.00	0.0%
5:00 PM	0.00	0.00	0.0%	0.00	0.00	0.0%	0.00	0.00	0.0%
5:15 PM	0.00	0.00	0.0%	0.00	0.00	0.0%	0.00	0.00	0.0%
5:30 PM	0.00	0.00	0.0%	0.00	0.00	0.0%	0.00	0.00	0.0%
5:45 PM	0.00	0.00	0.0%	0.00	0.00	0.0%	0.00	0.00	0.0%
6:00 PM	0.00	0.00	0.0%	0.00	0.00	0.0%	0.00	0.00	0.0%
6:15 PM	0.00	0.00	0.0%	0.00	0.00	0.0%	0.00	0.00	0.0%
6:30 PM	0.00	0.00	0.0%	0.00	0.00	0.0%	917.67	211.06	8.3%
6:42 PM	0.00	0.00	0.0%	0.00	0.00	0.0%	5,051.17	555.63	45.6%

# SEPTEMBER 6

Mirror date: April 5  
 Analysis hours: 7:44 AM-6:31 PM (PDT)

Analysis Time	EXISTING SHADOW			SFMTA POTRERO YARD NET NEW SHADOW			CUMULATIVE NET NEW SHADOW		
	Shadow Area (sf)	Area/Time (sfh)	Coverage	Shadow Area (sf)	Area/Time (sfh)	Coverage	Shadow Area (sf)	Area/Time (sfh)	Coverage
7:44 AM	33.01	4.29	0.3%	0.00	0.00	0.0%	0.00	0.00	0.0%
8:00 AM	0.00	0.00	0.0%	0.00	0.00	0.0%	0.00	0.00	0.0%
8:15 AM	0.00	0.00	0.0%	0.00	0.00	0.0%	0.00	0.00	0.0%
8:30 AM	0.00	0.00	0.0%	0.00	0.00	0.0%	0.00	0.00	0.0%
8:45 AM	0.00	0.00	0.0%	0.00	0.00	0.0%	0.00	0.00	0.0%
9:00 AM	0.00	0.00	0.0%	0.00	0.00	0.0%	0.00	0.00	0.0%
9:15 AM	0.00	0.00	0.0%	0.00	0.00	0.0%	0.00	0.00	0.0%
9:30 AM	0.00	0.00	0.0%	0.00	0.00	0.0%	0.00	0.00	0.0%
9:45 AM	0.00	0.00	0.0%	0.00	0.00	0.0%	0.00	0.00	0.0%
10:00 AM	0.00	0.00	0.0%	0.00	0.00	0.0%	0.00	0.00	0.0%
10:15 AM	0.00	0.00	0.0%	0.00	0.00	0.0%	0.00	0.00	0.0%
10:30 AM	0.00	0.00	0.0%	0.00	0.00	0.0%	0.00	0.00	0.0%
10:45 AM	0.00	0.00	0.0%	0.00	0.00	0.0%	0.00	0.00	0.0%
11:00 AM	0.00	0.00	0.0%	0.00	0.00	0.0%	0.00	0.00	0.0%
11:15 AM	0.00	0.00	0.0%	0.00	0.00	0.0%	0.00	0.00	0.0%
11:30 AM	0.00	0.00	0.0%	0.00	0.00	0.0%	0.00	0.00	0.0%
11:45 AM	0.00	0.00	0.0%	0.00	0.00	0.0%	0.00	0.00	0.0%
12:00 PM	0.00	0.00	0.0%	0.00	0.00	0.0%	0.00	0.00	0.0%
12:15 PM	0.00	0.00	0.0%	0.00	0.00	0.0%	0.00	0.00	0.0%
12:30 PM	0.00	0.00	0.0%	0.00	0.00	0.0%	0.00	0.00	0.0%
12:45 PM	0.00	0.00	0.0%	0.00	0.00	0.0%	0.00	0.00	0.0%
1:00 PM	0.00	0.00	0.0%	0.00	0.00	0.0%	0.00	0.00	0.0%
1:15 PM	0.00	0.00	0.0%	0.00	0.00	0.0%	0.00	0.00	0.0%
1:30 PM	0.00	0.00	0.0%	0.00	0.00	0.0%	0.00	0.00	0.0%
1:45 PM	0.00	0.00	0.0%	0.00	0.00	0.0%	0.00	0.00	0.0%
2:00 PM	0.00	0.00	0.0%	0.00	0.00	0.0%	0.00	0.00	0.0%
2:15 PM	0.00	0.00	0.0%	0.00	0.00	0.0%	0.00	0.00	0.0%
2:30 PM	0.00	0.00	0.0%	0.00	0.00	0.0%	0.00	0.00	0.0%
2:45 PM	0.00	0.00	0.0%	0.00	0.00	0.0%	0.00	0.00	0.0%
3:00 PM	0.00	0.00	0.0%	0.00	0.00	0.0%	0.00	0.00	0.0%
3:15 PM	0.00	0.00	0.0%	0.00	0.00	0.0%	0.00	0.00	0.0%
3:30 PM	0.00	0.00	0.0%	0.00	0.00	0.0%	0.00	0.00	0.0%
3:45 PM	0.00	0.00	0.0%	0.00	0.00	0.0%	0.00	0.00	0.0%
4:00 PM	0.00	0.00	0.0%	0.00	0.00	0.0%	0.00	0.00	0.0%
4:15 PM	0.00	0.00	0.0%	0.00	0.00	0.0%	0.00	0.00	0.0%
4:30 PM	0.00	0.00	0.0%	0.00	0.00	0.0%	0.00	0.00	0.0%
4:45 PM	0.00	0.00	0.0%	0.00	0.00	0.0%	0.00	0.00	0.0%
5:00 PM	0.00	0.00	0.0%	0.00	0.00	0.0%	0.00	0.00	0.0%
5:15 PM	0.00	0.00	0.0%	0.00	0.00	0.0%	0.00	0.00	0.0%
5:30 PM	0.00	0.00	0.0%	0.00	0.00	0.0%	0.00	0.00	0.0%
5:45 PM	0.00	0.00	0.0%	0.00	0.00	0.0%	0.00	0.00	0.0%
6:00 PM	0.00	0.00	0.0%	0.00	0.00	0.0%	0.00	0.00	0.0%
6:15 PM	0.00	0.00	0.0%	0.00	0.00	0.0%	70.03	18.91	0.6%
6:31 PM	0.00	0.00	0.0%	0.00	0.00	0.0%	2,717.22	380.41	24.5%

# SEPTEMBER 13

Mirror date: March 29  
 Analysis hours: 7:50 AM-6:21 PM (PDT)

Analysis Time	EXISTING SHADOW			SFMTA POTRERO YARD NET NEW SHADOW			CUMULATIVE NET NEW SHADOW		
	Shadow Area (sf)	Area/Time (sfh)	Coverage	Shadow Area (sf)	Area/Time (sfh)	Coverage	Shadow Area (sf)	Area/Time (sfh)	Coverage
7:50 AM	0.00	0.00	0.0%	0.00	0.00	0.0%	0.00	0.00	0.0%
8:00 AM	0.00	0.00	0.0%	0.00	0.00	0.0%	0.00	0.00	0.0%
8:15 AM	0.00	0.00	0.0%	0.00	0.00	0.0%	0.00	0.00	0.0%
8:30 AM	0.00	0.00	0.0%	0.00	0.00	0.0%	0.00	0.00	0.0%
8:45 AM	0.00	0.00	0.0%	0.00	0.00	0.0%	0.00	0.00	0.0%
9:00 AM	0.00	0.00	0.0%	0.00	0.00	0.0%	0.00	0.00	0.0%
9:15 AM	0.00	0.00	0.0%	0.00	0.00	0.0%	0.00	0.00	0.0%
9:30 AM	0.00	0.00	0.0%	0.00	0.00	0.0%	0.00	0.00	0.0%
9:45 AM	0.00	0.00	0.0%	0.00	0.00	0.0%	0.00	0.00	0.0%
10:00 AM	0.00	0.00	0.0%	0.00	0.00	0.0%	0.00	0.00	0.0%
10:15 AM	0.00	0.00	0.0%	0.00	0.00	0.0%	0.00	0.00	0.0%
10:30 AM	0.00	0.00	0.0%	0.00	0.00	0.0%	0.00	0.00	0.0%
10:45 AM	0.00	0.00	0.0%	0.00	0.00	0.0%	0.00	0.00	0.0%
11:00 AM	0.00	0.00	0.0%	0.00	0.00	0.0%	0.00	0.00	0.0%
11:15 AM	0.00	0.00	0.0%	0.00	0.00	0.0%	0.00	0.00	0.0%
11:30 AM	0.00	0.00	0.0%	0.00	0.00	0.0%	0.00	0.00	0.0%
11:45 AM	0.00	0.00	0.0%	0.00	0.00	0.0%	0.00	0.00	0.0%
12:00 PM	0.00	0.00	0.0%	0.00	0.00	0.0%	0.00	0.00	0.0%
12:15 PM	0.00	0.00	0.0%	0.00	0.00	0.0%	0.00	0.00	0.0%
12:30 PM	0.00	0.00	0.0%	0.00	0.00	0.0%	0.00	0.00	0.0%
12:45 PM	0.00	0.00	0.0%	0.00	0.00	0.0%	0.00	0.00	0.0%
1:00 PM	0.00	0.00	0.0%	0.00	0.00	0.0%	0.00	0.00	0.0%
1:15 PM	0.00	0.00	0.0%	0.00	0.00	0.0%	0.00	0.00	0.0%
1:30 PM	0.00	0.00	0.0%	0.00	0.00	0.0%	0.00	0.00	0.0%
1:45 PM	0.00	0.00	0.0%	0.00	0.00	0.0%	0.00	0.00	0.0%
2:00 PM	0.00	0.00	0.0%	0.00	0.00	0.0%	0.00	0.00	0.0%
2:15 PM	0.00	0.00	0.0%	0.00	0.00	0.0%	0.00	0.00	0.0%
2:30 PM	0.00	0.00	0.0%	0.00	0.00	0.0%	0.00	0.00	0.0%
2:45 PM	0.00	0.00	0.0%	0.00	0.00	0.0%	0.00	0.00	0.0%
3:00 PM	0.00	0.00	0.0%	0.00	0.00	0.0%	0.00	0.00	0.0%
3:15 PM	0.00	0.00	0.0%	0.00	0.00	0.0%	0.00	0.00	0.0%
3:30 PM	0.00	0.00	0.0%	0.00	0.00	0.0%	0.00	0.00	0.0%
3:45 PM	0.00	0.00	0.0%	0.00	0.00	0.0%	0.00	0.00	0.0%
4:00 PM	0.00	0.00	0.0%	0.00	0.00	0.0%	0.00	0.00	0.0%
4:15 PM	0.00	0.00	0.0%	0.00	0.00	0.0%	0.00	0.00	0.0%
4:30 PM	0.00	0.00	0.0%	0.00	0.00	0.0%	0.00	0.00	0.0%
4:45 PM	0.00	0.00	0.0%	0.00	0.00	0.0%	0.00	0.00	0.0%
5:00 PM	0.00	0.00	0.0%	0.00	0.00	0.0%	0.00	0.00	0.0%
5:15 PM	0.00	0.00	0.0%	0.00	0.00	0.0%	0.00	0.00	0.0%
5:30 PM	0.00	0.00	0.0%	0.00	0.00	0.0%	0.00	0.00	0.0%
5:45 PM	0.00	0.00	0.0%	0.00	0.00	0.0%	0.00	0.00	0.0%
6:00 PM	0.00	0.00	0.0%	0.00	0.00	0.0%	0.00	0.00	0.0%
6:15 PM	0.00	0.00	0.0%	0.00	0.00	0.0%	270.00	48.60	2.4%
6:21 PM	0.00	0.00	0.0%	0.00	0.00	0.0%	826.09	41.30	7.5%

# SEPTEMBER 20

Fall equinox (Spring equinox on March 22 similar)

Analysis hours: 7:57 AM-6:09 PM (PDT)

Analysis Time	EXISTING SHADOW			SFMTA POTRERO YARD NET NEW SHADOW			CUMULATIVE NET NEW SHADOW		
	Shadow Area (sf)	Area/Time (sfh)	Coverage	Shadow Area (sf)	Area/Time (sfh)	Coverage	Shadow Area (sf)	Area/Time (sfh)	Coverage
7:57 AM	0.00	0.00	0.0%	0.00	0.00	0.0%	0.00	0.00	0.0%
8:00 AM	0.00	0.00	0.0%	0.00	0.00	0.0%	0.00	0.00	0.0%
8:15 AM	0.00	0.00	0.0%	0.00	0.00	0.0%	0.00	0.00	0.0%
8:30 AM	0.00	0.00	0.0%	0.00	0.00	0.0%	0.00	0.00	0.0%
8:45 AM	0.00	0.00	0.0%	0.00	0.00	0.0%	0.00	0.00	0.0%
9:00 AM	0.00	0.00	0.0%	0.00	0.00	0.0%	0.00	0.00	0.0%
9:15 AM	0.00	0.00	0.0%	0.00	0.00	0.0%	0.00	0.00	0.0%
9:30 AM	0.00	0.00	0.0%	0.00	0.00	0.0%	0.00	0.00	0.0%
9:45 AM	0.00	0.00	0.0%	0.00	0.00	0.0%	0.00	0.00	0.0%
10:00 AM	0.00	0.00	0.0%	0.00	0.00	0.0%	0.00	0.00	0.0%
10:15 AM	0.00	0.00	0.0%	0.00	0.00	0.0%	0.00	0.00	0.0%
10:30 AM	0.00	0.00	0.0%	0.00	0.00	0.0%	0.00	0.00	0.0%
10:45 AM	0.00	0.00	0.0%	0.00	0.00	0.0%	0.00	0.00	0.0%
11:00 AM	0.00	0.00	0.0%	0.00	0.00	0.0%	0.00	0.00	0.0%
11:15 AM	0.00	0.00	0.0%	0.00	0.00	0.0%	0.00	0.00	0.0%
11:30 AM	0.00	0.00	0.0%	0.00	0.00	0.0%	0.00	0.00	0.0%
11:45 AM	0.00	0.00	0.0%	0.00	0.00	0.0%	0.00	0.00	0.0%
12:00 PM	0.00	0.00	0.0%	0.00	0.00	0.0%	0.00	0.00	0.0%
12:15 PM	0.00	0.00	0.0%	0.00	0.00	0.0%	0.00	0.00	0.0%
12:30 PM	0.00	0.00	0.0%	0.00	0.00	0.0%	0.00	0.00	0.0%
12:45 PM	0.00	0.00	0.0%	0.00	0.00	0.0%	0.00	0.00	0.0%
1:00 PM	0.00	0.00	0.0%	0.00	0.00	0.0%	0.00	0.00	0.0%
1:15 PM	0.00	0.00	0.0%	0.00	0.00	0.0%	0.00	0.00	0.0%
1:30 PM	0.00	0.00	0.0%	0.00	0.00	0.0%	0.00	0.00	0.0%
1:45 PM	0.00	0.00	0.0%	0.00	0.00	0.0%	0.00	0.00	0.0%
2:00 PM	0.00	0.00	0.0%	0.00	0.00	0.0%	0.00	0.00	0.0%
2:15 PM	0.00	0.00	0.0%	0.00	0.00	0.0%	0.00	0.00	0.0%
2:30 PM	0.00	0.00	0.0%	0.00	0.00	0.0%	0.00	0.00	0.0%
2:45 PM	0.00	0.00	0.0%	0.00	0.00	0.0%	0.00	0.00	0.0%
3:00 PM	0.00	0.00	0.0%	0.00	0.00	0.0%	0.00	0.00	0.0%
3:15 PM	0.00	0.00	0.0%	0.00	0.00	0.0%	0.00	0.00	0.0%
3:30 PM	0.00	0.00	0.0%	0.00	0.00	0.0%	0.00	0.00	0.0%
3:45 PM	0.00	0.00	0.0%	0.00	0.00	0.0%	0.00	0.00	0.0%
4:00 PM	0.00	0.00	0.0%	0.00	0.00	0.0%	0.00	0.00	0.0%
4:15 PM	0.00	0.00	0.0%	0.00	0.00	0.0%	0.00	0.00	0.0%
4:30 PM	0.00	0.00	0.0%	0.00	0.00	0.0%	0.00	0.00	0.0%
4:45 PM	0.00	0.00	0.0%	0.00	0.00	0.0%	0.00	0.00	0.0%
5:00 PM	0.00	0.00	0.0%	0.00	0.00	0.0%	0.00	0.00	0.0%
5:15 PM	0.00	0.00	0.0%	0.00	0.00	0.0%	0.00	0.00	0.0%
5:30 PM	0.00	0.00	0.0%	0.00	0.00	0.0%	0.00	0.00	0.0%
5:45 PM	0.00	0.00	0.0%	0.00	0.00	0.0%	0.00	0.00	0.0%
6:00 PM	0.00	0.00	0.0%	0.00	0.00	0.0%	0.00	0.00	0.0%
6:09 PM	0.00	0.00	0.0%	0.00	0.00	0.0%	0.00	0.00	0.0%

# SEPTEMBER 27

Mirror date: March 15  
 Analysis hours: 8:03 AM-5:58 PM (PDT)

Analysis Time	EXISTING SHADOW			SFMTA POTRERO YARD NET NEW SHADOW			CUMULATIVE NET NEW SHADOW		
	Shadow Area (sf)	Area/Time (sfh)	Coverage	Shadow Area (sf)	Area/Time (sfh)	Coverage	Shadow Area (sf)	Area/Time (sfh)	Coverage
8:03 AM	0.00	0.00	0.0%	0.00	0.00	0.0%	0.00	0.00	0.0%
8:15 AM	0.00	0.00	0.0%	0.00	0.00	0.0%	0.00	0.00	0.0%
8:30 AM	0.00	0.00	0.0%	0.00	0.00	0.0%	0.00	0.00	0.0%
8:45 AM	0.00	0.00	0.0%	0.00	0.00	0.0%	0.00	0.00	0.0%
9:00 AM	0.00	0.00	0.0%	0.00	0.00	0.0%	0.00	0.00	0.0%
9:15 AM	0.00	0.00	0.0%	0.00	0.00	0.0%	0.00	0.00	0.0%
9:30 AM	0.00	0.00	0.0%	0.00	0.00	0.0%	0.00	0.00	0.0%
9:45 AM	0.00	0.00	0.0%	0.00	0.00	0.0%	0.00	0.00	0.0%
10:00 AM	0.00	0.00	0.0%	0.00	0.00	0.0%	0.00	0.00	0.0%
10:15 AM	0.00	0.00	0.0%	0.00	0.00	0.0%	0.00	0.00	0.0%
10:30 AM	0.00	0.00	0.0%	0.00	0.00	0.0%	0.00	0.00	0.0%
10:45 AM	0.00	0.00	0.0%	0.00	0.00	0.0%	0.00	0.00	0.0%
11:00 AM	0.00	0.00	0.0%	0.00	0.00	0.0%	0.00	0.00	0.0%
11:15 AM	0.00	0.00	0.0%	0.00	0.00	0.0%	0.00	0.00	0.0%
11:30 AM	0.00	0.00	0.0%	0.00	0.00	0.0%	0.00	0.00	0.0%
11:45 AM	0.00	0.00	0.0%	0.00	0.00	0.0%	0.00	0.00	0.0%
12:00 PM	0.00	0.00	0.0%	0.00	0.00	0.0%	0.00	0.00	0.0%
12:15 PM	0.00	0.00	0.0%	0.00	0.00	0.0%	0.00	0.00	0.0%
12:30 PM	0.00	0.00	0.0%	0.00	0.00	0.0%	0.00	0.00	0.0%
12:45 PM	0.00	0.00	0.0%	0.00	0.00	0.0%	0.00	0.00	0.0%
1:00 PM	0.00	0.00	0.0%	0.00	0.00	0.0%	0.00	0.00	0.0%
1:15 PM	0.00	0.00	0.0%	0.00	0.00	0.0%	0.00	0.00	0.0%
1:30 PM	0.00	0.00	0.0%	0.00	0.00	0.0%	0.00	0.00	0.0%
1:45 PM	0.00	0.00	0.0%	0.00	0.00	0.0%	0.00	0.00	0.0%
2:00 PM	0.00	0.00	0.0%	0.00	0.00	0.0%	0.00	0.00	0.0%
2:15 PM	0.00	0.00	0.0%	0.00	0.00	0.0%	0.00	0.00	0.0%
2:30 PM	0.00	0.00	0.0%	0.00	0.00	0.0%	0.00	0.00	0.0%
2:45 PM	0.00	0.00	0.0%	0.00	0.00	0.0%	0.00	0.00	0.0%
3:00 PM	0.00	0.00	0.0%	0.00	0.00	0.0%	0.00	0.00	0.0%
3:15 PM	0.00	0.00	0.0%	0.00	0.00	0.0%	0.00	0.00	0.0%
3:30 PM	0.00	0.00	0.0%	0.00	0.00	0.0%	0.00	0.00	0.0%
3:45 PM	0.00	0.00	0.0%	0.00	0.00	0.0%	0.00	0.00	0.0%
4:00 PM	0.00	0.00	0.0%	0.00	0.00	0.0%	0.00	0.00	0.0%
4:15 PM	0.00	0.00	0.0%	0.00	0.00	0.0%	0.00	0.00	0.0%
4:30 PM	0.00	0.00	0.0%	0.00	0.00	0.0%	0.00	0.00	0.0%
4:45 PM	0.00	0.00	0.0%	0.00	0.00	0.0%	0.00	0.00	0.0%
5:00 PM	0.00	0.00	0.0%	0.00	0.00	0.0%	0.00	0.00	0.0%
5:15 PM	0.00	0.00	0.0%	0.00	0.00	0.0%	0.00	0.00	0.0%
5:30 PM	0.00	0.00	0.0%	0.00	0.00	0.0%	0.00	0.00	0.0%
5:45 PM	0.00	0.00	0.0%	0.00	0.00	0.0%	0.00	0.00	0.0%
5:58 PM	0.00	0.00	0.0%	0.00	0.00	0.0%	0.00	0.00	0.0%

# OCTOBER 4

Mirror date: March 8  
 Analysis hours: 8:09 AM-5:47 PM (PDT)

Analysis Time	EXISTING SHADOW			SFMTA POTRERO YARD NET NEW SHADOW			CUMULATIVE NET NEW SHADOW		
	Shadow Area (sf)	Area/Time (sfh)	Coverage	Shadow Area (sf)	Area/Time (sfh)	Coverage	Shadow Area (sf)	Area/Time (sfh)	Coverage
8:09 AM	0.00	0.00	0.0%	71.49	2.86	0.6%	71.49	2.86	0.6%
8:15 AM	0.00	0.00	0.0%	0.00	0.00	0.0%	0.00	0.00	0.0%
8:30 AM	0.00	0.00	0.0%	0.00	0.00	0.0%	0.00	0.00	0.0%
8:45 AM	0.00	0.00	0.0%	0.00	0.00	0.0%	0.00	0.00	0.0%
9:00 AM	0.00	0.00	0.0%	0.00	0.00	0.0%	0.00	0.00	0.0%
9:15 AM	0.00	0.00	0.0%	0.00	0.00	0.0%	0.00	0.00	0.0%
9:30 AM	0.00	0.00	0.0%	0.00	0.00	0.0%	0.00	0.00	0.0%
9:45 AM	0.00	0.00	0.0%	0.00	0.00	0.0%	0.00	0.00	0.0%
10:00 AM	0.00	0.00	0.0%	0.00	0.00	0.0%	0.00	0.00	0.0%
10:15 AM	0.00	0.00	0.0%	0.00	0.00	0.0%	0.00	0.00	0.0%
10:30 AM	0.00	0.00	0.0%	0.00	0.00	0.0%	0.00	0.00	0.0%
10:45 AM	0.00	0.00	0.0%	0.00	0.00	0.0%	0.00	0.00	0.0%
11:00 AM	0.00	0.00	0.0%	0.00	0.00	0.0%	0.00	0.00	0.0%
11:15 AM	0.00	0.00	0.0%	0.00	0.00	0.0%	0.00	0.00	0.0%
11:30 AM	0.00	0.00	0.0%	0.00	0.00	0.0%	0.00	0.00	0.0%
11:45 AM	0.00	0.00	0.0%	0.00	0.00	0.0%	0.00	0.00	0.0%
12:00 PM	0.00	0.00	0.0%	0.00	0.00	0.0%	0.00	0.00	0.0%
12:15 PM	0.00	0.00	0.0%	0.00	0.00	0.0%	0.00	0.00	0.0%
12:30 PM	0.00	0.00	0.0%	0.00	0.00	0.0%	0.00	0.00	0.0%
12:45 PM	0.00	0.00	0.0%	0.00	0.00	0.0%	0.00	0.00	0.0%
1:00 PM	0.00	0.00	0.0%	0.00	0.00	0.0%	0.00	0.00	0.0%
1:15 PM	0.00	0.00	0.0%	0.00	0.00	0.0%	0.00	0.00	0.0%
1:30 PM	0.00	0.00	0.0%	0.00	0.00	0.0%	0.00	0.00	0.0%
1:45 PM	0.00	0.00	0.0%	0.00	0.00	0.0%	0.00	0.00	0.0%
2:00 PM	0.00	0.00	0.0%	0.00	0.00	0.0%	0.00	0.00	0.0%
2:15 PM	0.00	0.00	0.0%	0.00	0.00	0.0%	0.00	0.00	0.0%
2:30 PM	0.00	0.00	0.0%	0.00	0.00	0.0%	0.00	0.00	0.0%
2:45 PM	0.00	0.00	0.0%	0.00	0.00	0.0%	0.00	0.00	0.0%
3:00 PM	0.00	0.00	0.0%	0.00	0.00	0.0%	0.00	0.00	0.0%
3:15 PM	0.00	0.00	0.0%	0.00	0.00	0.0%	0.00	0.00	0.0%
3:30 PM	0.00	0.00	0.0%	0.00	0.00	0.0%	0.00	0.00	0.0%
3:45 PM	0.00	0.00	0.0%	0.00	0.00	0.0%	0.00	0.00	0.0%
4:00 PM	0.00	0.00	0.0%	0.00	0.00	0.0%	0.00	0.00	0.0%
4:15 PM	0.00	0.00	0.0%	0.00	0.00	0.0%	0.00	0.00	0.0%
4:30 PM	0.00	0.00	0.0%	0.00	0.00	0.0%	0.00	0.00	0.0%
4:45 PM	0.00	0.00	0.0%	0.00	0.00	0.0%	0.00	0.00	0.0%
5:00 PM	0.00	0.00	0.0%	0.00	0.00	0.0%	0.00	0.00	0.0%
5:15 PM	0.00	0.00	0.0%	0.00	0.00	0.0%	0.00	0.00	0.0%
5:30 PM	0.00	0.00	0.0%	0.00	0.00	0.0%	0.00	0.00	0.0%
5:47 PM	0.00	0.00	0.0%	0.00	0.00	0.0%	0.00	0.00	0.0%

# OCTOBER 11

Mirror date: March 1  
 Analysis hours: 8:16 AM-5:37 PM (PDT)

Analysis Time	EXISTING SHADOW			SFMTA POTRERO YARD NET NEW SHADOW			CUMULATIVE NET NEW SHADOW		
	Shadow Area (sf)	Area/Time (sfh)	Coverage	Shadow Area (sf)	Area/Time (sfh)	Coverage	Shadow Area (sf)	Area/Time (sfh)	Coverage
8:16 AM	0.00	0.00	0.0%	1,574.76	188.97	14.2%	1,574.76	188.97	14.2%
8:30 AM	0.00	0.00	0.0%	0.00	0.00	0.0%	0.00	0.00	0.0%
8:45 AM	0.00	0.00	0.0%	0.00	0.00	0.0%	0.00	0.00	0.0%
9:00 AM	0.00	0.00	0.0%	0.00	0.00	0.0%	0.00	0.00	0.0%
9:15 AM	0.00	0.00	0.0%	0.00	0.00	0.0%	0.00	0.00	0.0%
9:30 AM	0.00	0.00	0.0%	0.00	0.00	0.0%	0.00	0.00	0.0%
9:45 AM	0.00	0.00	0.0%	0.00	0.00	0.0%	0.00	0.00	0.0%
10:00 AM	0.00	0.00	0.0%	0.00	0.00	0.0%	0.00	0.00	0.0%
10:15 AM	0.00	0.00	0.0%	0.00	0.00	0.0%	0.00	0.00	0.0%
10:30 AM	0.00	0.00	0.0%	0.00	0.00	0.0%	0.00	0.00	0.0%
10:45 AM	0.00	0.00	0.0%	0.00	0.00	0.0%	0.00	0.00	0.0%
11:00 AM	0.00	0.00	0.0%	0.00	0.00	0.0%	0.00	0.00	0.0%
11:15 AM	0.00	0.00	0.0%	0.00	0.00	0.0%	0.00	0.00	0.0%
11:30 AM	0.00	0.00	0.0%	0.00	0.00	0.0%	0.00	0.00	0.0%
11:45 AM	0.00	0.00	0.0%	0.00	0.00	0.0%	0.00	0.00	0.0%
12:00 PM	0.00	0.00	0.0%	0.00	0.00	0.0%	0.00	0.00	0.0%
12:15 PM	0.00	0.00	0.0%	0.00	0.00	0.0%	0.00	0.00	0.0%
12:30 PM	0.00	0.00	0.0%	0.00	0.00	0.0%	0.00	0.00	0.0%
12:45 PM	0.00	0.00	0.0%	0.00	0.00	0.0%	0.00	0.00	0.0%
1:00 PM	0.00	0.00	0.0%	0.00	0.00	0.0%	0.00	0.00	0.0%
1:15 PM	0.00	0.00	0.0%	0.00	0.00	0.0%	0.00	0.00	0.0%
1:30 PM	0.00	0.00	0.0%	0.00	0.00	0.0%	0.00	0.00	0.0%
1:45 PM	0.00	0.00	0.0%	0.00	0.00	0.0%	0.00	0.00	0.0%
2:00 PM	0.00	0.00	0.0%	0.00	0.00	0.0%	0.00	0.00	0.0%
2:15 PM	0.00	0.00	0.0%	0.00	0.00	0.0%	0.00	0.00	0.0%
2:30 PM	0.00	0.00	0.0%	0.00	0.00	0.0%	0.00	0.00	0.0%
2:45 PM	0.00	0.00	0.0%	0.00	0.00	0.0%	0.00	0.00	0.0%
3:00 PM	0.00	0.00	0.0%	0.00	0.00	0.0%	0.00	0.00	0.0%
3:15 PM	0.00	0.00	0.0%	0.00	0.00	0.0%	0.00	0.00	0.0%
3:30 PM	0.00	0.00	0.0%	0.00	0.00	0.0%	0.00	0.00	0.0%
3:45 PM	0.00	0.00	0.0%	0.00	0.00	0.0%	0.00	0.00	0.0%
4:00 PM	0.00	0.00	0.0%	0.00	0.00	0.0%	0.00	0.00	0.0%
4:15 PM	0.00	0.00	0.0%	0.00	0.00	0.0%	0.00	0.00	0.0%
4:30 PM	0.00	0.00	0.0%	0.00	0.00	0.0%	0.00	0.00	0.0%
4:45 PM	0.00	0.00	0.0%	0.00	0.00	0.0%	0.00	0.00	0.0%
5:00 PM	0.00	0.00	0.0%	0.00	0.00	0.0%	0.00	0.00	0.0%
5:15 PM	0.00	0.00	0.0%	0.00	0.00	0.0%	0.00	0.00	0.0%
5:30 PM	0.00	0.00	0.0%	0.00	0.00	0.0%	0.00	0.00	0.0%
5:37 PM	0.00	0.00	0.0%	0.00	0.00	0.0%	0.00	0.00	0.0%

# OCTOBER 18

Mirror date: February 22  
 Analysis hours: 8:22 AM-5:27 PM (PDT)

Analysis Time	EXISTING SHADOW			SFMTA POTRERO YARD NET NEW SHADOW			CUMULATIVE NET NEW SHADOW		
	Shadow Area (sf)	Area/Time (sfh)	Coverage	Shadow Area (sf)	Area/Time (sfh)	Coverage	Shadow Area (sf)	Area/Time (sfh)	Coverage
8:22 AM	0.00	0.00	0.0%	3,857.42	231.45	34.8%	3,857.42	231.45	34.8%
8:30 AM	0.00	0.00	0.0%	1,920.66	345.72	17.3%	1,920.66	345.72	17.3%
8:45 AM	0.00	0.00	0.0%	146.06	36.52	1.3%	146.06	36.52	1.3%
9:00 AM	0.00	0.00	0.0%	0.00	0.00	0.0%	0.00	0.00	0.0%
9:15 AM	0.00	0.00	0.0%	0.00	0.00	0.0%	0.00	0.00	0.0%
9:30 AM	0.00	0.00	0.0%	0.00	0.00	0.0%	0.00	0.00	0.0%
9:45 AM	0.00	0.00	0.0%	0.00	0.00	0.0%	0.00	0.00	0.0%
10:00 AM	0.00	0.00	0.0%	0.00	0.00	0.0%	0.00	0.00	0.0%
10:15 AM	0.00	0.00	0.0%	0.00	0.00	0.0%	0.00	0.00	0.0%
10:30 AM	0.00	0.00	0.0%	0.00	0.00	0.0%	0.00	0.00	0.0%
10:45 AM	0.00	0.00	0.0%	0.00	0.00	0.0%	0.00	0.00	0.0%
11:00 AM	0.00	0.00	0.0%	0.00	0.00	0.0%	0.00	0.00	0.0%
11:15 AM	0.00	0.00	0.0%	0.00	0.00	0.0%	0.00	0.00	0.0%
11:30 AM	0.00	0.00	0.0%	0.00	0.00	0.0%	0.00	0.00	0.0%
11:45 AM	0.00	0.00	0.0%	0.00	0.00	0.0%	0.00	0.00	0.0%
12:00 PM	0.00	0.00	0.0%	0.00	0.00	0.0%	0.00	0.00	0.0%
12:15 PM	0.00	0.00	0.0%	0.00	0.00	0.0%	0.00	0.00	0.0%
12:30 PM	0.00	0.00	0.0%	0.00	0.00	0.0%	0.00	0.00	0.0%
12:45 PM	0.00	0.00	0.0%	0.00	0.00	0.0%	0.00	0.00	0.0%
1:00 PM	0.00	0.00	0.0%	0.00	0.00	0.0%	0.00	0.00	0.0%
1:15 PM	0.00	0.00	0.0%	0.00	0.00	0.0%	0.00	0.00	0.0%
1:30 PM	0.00	0.00	0.0%	0.00	0.00	0.0%	0.00	0.00	0.0%
1:45 PM	0.00	0.00	0.0%	0.00	0.00	0.0%	0.00	0.00	0.0%
2:00 PM	0.00	0.00	0.0%	0.00	0.00	0.0%	0.00	0.00	0.0%
2:15 PM	0.00	0.00	0.0%	0.00	0.00	0.0%	0.00	0.00	0.0%
2:30 PM	0.00	0.00	0.0%	0.00	0.00	0.0%	0.00	0.00	0.0%
2:45 PM	0.00	0.00	0.0%	0.00	0.00	0.0%	0.00	0.00	0.0%
3:00 PM	0.00	0.00	0.0%	0.00	0.00	0.0%	0.00	0.00	0.0%
3:15 PM	0.00	0.00	0.0%	0.00	0.00	0.0%	0.00	0.00	0.0%
3:30 PM	0.00	0.00	0.0%	0.00	0.00	0.0%	0.00	0.00	0.0%
3:45 PM	0.00	0.00	0.0%	0.00	0.00	0.0%	0.00	0.00	0.0%
4:00 PM	0.00	0.00	0.0%	0.00	0.00	0.0%	0.00	0.00	0.0%
4:15 PM	0.00	0.00	0.0%	0.00	0.00	0.0%	0.00	0.00	0.0%
4:30 PM	0.00	0.00	0.0%	0.00	0.00	0.0%	0.00	0.00	0.0%
4:45 PM	0.00	0.00	0.0%	0.00	0.00	0.0%	0.00	0.00	0.0%
5:00 PM	0.00	0.00	0.0%	0.00	0.00	0.0%	0.00	0.00	0.0%
5:15 PM	0.00	0.00	0.0%	0.00	0.00	0.0%	0.00	0.00	0.0%
5:27 PM	0.00	0.00	0.0%	0.00	0.00	0.0%	0.00	0.00	0.0%



# OCTOBER 25

Mirror date: February 15  
 Analysis hours: 7:30 AM-4:18 PM (PST)

Analysis Time	EXISTING SHADOW			SFMTA POTRERO YARD NET NEW SHADOW			CUMULATIVE NET NEW SHADOW		
	Shadow Area (sf)	Area/Time (sfh)	Coverage	Shadow Area (sf)	Area/Time (sfh)	Coverage	Shadow Area (sf)	Area/Time (sfh)	Coverage
7:30 AM	0.00	0.00	0.0%	6,280.42	816.45	56.7%	6,280.42	816.45	56.7%
7:45 AM	0.00	0.00	0.0%	2,331.29	582.82	21.1%	2,331.29	582.82	21.1%
8:00 AM	0.00	0.00	0.0%	501.34	125.34	4.5%	501.34	125.34	4.5%
8:15 AM	0.00	0.00	0.0%	6.54	1.64	0.1%	6.54	1.64	0.1%
8:30 AM	0.00	0.00	0.0%	0.00	0.00	0.0%	0.00	0.00	0.0%
8:45 AM	0.00	0.00	0.0%	0.00	0.00	0.0%	0.00	0.00	0.0%
9:00 AM	0.00	0.00	0.0%	0.00	0.00	0.0%	0.00	0.00	0.0%
9:15 AM	0.00	0.00	0.0%	0.00	0.00	0.0%	0.00	0.00	0.0%
9:30 AM	0.00	0.00	0.0%	0.00	0.00	0.0%	0.00	0.00	0.0%
9:45 AM	0.00	0.00	0.0%	0.00	0.00	0.0%	0.00	0.00	0.0%
10:00 AM	0.00	0.00	0.0%	0.00	0.00	0.0%	0.00	0.00	0.0%
10:15 AM	0.00	0.00	0.0%	0.00	0.00	0.0%	0.00	0.00	0.0%
10:30 AM	0.00	0.00	0.0%	0.00	0.00	0.0%	0.00	0.00	0.0%
10:45 AM	0.00	0.00	0.0%	0.00	0.00	0.0%	0.00	0.00	0.0%
11:00 AM	0.00	0.00	0.0%	0.00	0.00	0.0%	0.00	0.00	0.0%
11:15 AM	0.00	0.00	0.0%	0.00	0.00	0.0%	0.00	0.00	0.0%
11:30 AM	0.00	0.00	0.0%	0.00	0.00	0.0%	0.00	0.00	0.0%
11:45 AM	0.00	0.00	0.0%	0.00	0.00	0.0%	0.00	0.00	0.0%
12:00 PM	0.00	0.00	0.0%	0.00	0.00	0.0%	0.00	0.00	0.0%
12:15 PM	0.00	0.00	0.0%	0.00	0.00	0.0%	0.00	0.00	0.0%
12:30 PM	0.00	0.00	0.0%	0.00	0.00	0.0%	0.00	0.00	0.0%
12:45 PM	0.00	0.00	0.0%	0.00	0.00	0.0%	0.00	0.00	0.0%
1:00 PM	0.00	0.00	0.0%	0.00	0.00	0.0%	0.00	0.00	0.0%
1:15 PM	0.00	0.00	0.0%	0.00	0.00	0.0%	0.00	0.00	0.0%
1:30 PM	0.00	0.00	0.0%	0.00	0.00	0.0%	0.00	0.00	0.0%
1:45 PM	0.00	0.00	0.0%	0.00	0.00	0.0%	0.00	0.00	0.0%
2:00 PM	0.00	0.00	0.0%	0.00	0.00	0.0%	0.00	0.00	0.0%
2:15 PM	0.00	0.00	0.0%	0.00	0.00	0.0%	0.00	0.00	0.0%
2:30 PM	0.00	0.00	0.0%	0.00	0.00	0.0%	0.00	0.00	0.0%
2:45 PM	0.00	0.00	0.0%	0.00	0.00	0.0%	0.00	0.00	0.0%
3:00 PM	0.00	0.00	0.0%	0.00	0.00	0.0%	0.00	0.00	0.0%
3:15 PM	0.00	0.00	0.0%	0.00	0.00	0.0%	0.00	0.00	0.0%
3:30 PM	0.00	0.00	0.0%	0.00	0.00	0.0%	0.00	0.00	0.0%
3:45 PM	0.00	0.00	0.0%	0.00	0.00	0.0%	0.00	0.00	0.0%
4:00 PM	0.00	0.00	0.0%	0.00	0.00	0.0%	0.00	0.00	0.0%
4:15 PM	0.00	0.00	0.0%	0.00	0.00	0.0%	0.00	0.00	0.0%
4:18 PM	0.00	0.00	0.0%	0.00	0.00	0.0%	0.00	0.00	0.0%

# NOVEMBER 1

Mirror date: February 8  
 Analysis hours: 7:36 AM-4:10 PM (PST)

Analysis Time	EXISTING SHADOW			SFMTA POTRERO YARD NET NEW SHADOW			CUMULATIVE NET NEW SHADOW		
	Shadow Area (sf)	Area/Time (sfh)	Coverage	Shadow Area (sf)	Area/Time (sfh)	Coverage	Shadow Area (sf)	Area/Time (sfh)	Coverage
7:36 AM	0.00	0.00	0.0%	8,633.45	604.34	78.0%	8,633.45	604.34	78.0%
7:45 AM	0.00	0.00	0.0%	6,161.94	1,170.77	55.6%	6,161.94	1,170.77	55.6%
8:00 AM	0.00	0.00	0.0%	2,836.14	709.03	25.6%	2,836.14	709.03	25.6%
8:15 AM	0.00	0.00	0.0%	1,081.00	270.25	9.8%	1,081.00	270.25	9.8%
8:30 AM	0.00	0.00	0.0%	145.56	36.39	1.3%	145.56	36.39	1.3%
8:45 AM	0.00	0.00	0.0%	0.00	0.00	0.0%	0.00	0.00	0.0%
9:00 AM	0.00	0.00	0.0%	0.00	0.00	0.0%	0.00	0.00	0.0%
9:15 AM	0.00	0.00	0.0%	0.00	0.00	0.0%	0.00	0.00	0.0%
9:30 AM	0.00	0.00	0.0%	0.00	0.00	0.0%	0.00	0.00	0.0%
9:45 AM	0.00	0.00	0.0%	0.00	0.00	0.0%	0.00	0.00	0.0%
10:00 AM	0.00	0.00	0.0%	0.00	0.00	0.0%	0.00	0.00	0.0%
10:15 AM	0.00	0.00	0.0%	0.00	0.00	0.0%	0.00	0.00	0.0%
10:30 AM	0.00	0.00	0.0%	0.00	0.00	0.0%	0.00	0.00	0.0%
10:45 AM	0.00	0.00	0.0%	0.00	0.00	0.0%	0.00	0.00	0.0%
11:00 AM	0.00	0.00	0.0%	0.00	0.00	0.0%	0.00	0.00	0.0%
11:15 AM	0.00	0.00	0.0%	0.00	0.00	0.0%	0.00	0.00	0.0%
11:30 AM	0.00	0.00	0.0%	0.00	0.00	0.0%	0.00	0.00	0.0%
11:45 AM	0.00	0.00	0.0%	0.00	0.00	0.0%	0.00	0.00	0.0%
12:00 PM	0.00	0.00	0.0%	0.00	0.00	0.0%	0.00	0.00	0.0%
12:15 PM	0.00	0.00	0.0%	0.00	0.00	0.0%	0.00	0.00	0.0%
12:30 PM	0.00	0.00	0.0%	0.00	0.00	0.0%	0.00	0.00	0.0%
12:45 PM	0.00	0.00	0.0%	0.00	0.00	0.0%	0.00	0.00	0.0%
1:00 PM	0.00	0.00	0.0%	0.00	0.00	0.0%	0.00	0.00	0.0%
1:15 PM	0.00	0.00	0.0%	0.00	0.00	0.0%	0.00	0.00	0.0%
1:30 PM	0.00	0.00	0.0%	0.00	0.00	0.0%	0.00	0.00	0.0%
1:45 PM	0.00	0.00	0.0%	0.00	0.00	0.0%	0.00	0.00	0.0%
2:00 PM	0.00	0.00	0.0%	0.00	0.00	0.0%	0.00	0.00	0.0%
2:15 PM	0.00	0.00	0.0%	0.00	0.00	0.0%	0.00	0.00	0.0%
2:30 PM	0.00	0.00	0.0%	0.00	0.00	0.0%	0.00	0.00	0.0%
2:45 PM	0.00	0.00	0.0%	0.00	0.00	0.0%	0.00	0.00	0.0%
3:00 PM	0.00	0.00	0.0%	0.00	0.00	0.0%	0.00	0.00	0.0%
3:15 PM	0.00	0.00	0.0%	0.00	0.00	0.0%	0.00	0.00	0.0%
3:30 PM	0.00	0.00	0.0%	0.00	0.00	0.0%	0.00	0.00	0.0%
3:45 PM	0.00	0.00	0.0%	0.00	0.00	0.0%	0.00	0.00	0.0%
4:00 PM	0.00	0.00	0.0%	0.00	0.00	0.0%	0.00	0.00	0.0%
4:10 PM	0.00	0.00	0.0%	0.00	0.00	0.0%	0.00	0.00	0.0%

# NOVEMBER 8

Mirror date: February 1  
 Analysis hours: 7:43 AM-4:03 PM (PST)

Analysis Time	EXISTING SHADOW			SFMTA POTRERO YARD NET NEW SHADOW			CUMULATIVE NET NEW SHADOW		
	Shadow Area (sf)	Area/Time (sfh)	Coverage	Shadow Area (sf)	Area/Time (sfh)	Coverage	Shadow Area (sf)	Area/Time (sfh)	Coverage
7:43 AM	0.00	0.00	0.0%	10,201.92	102.02	92.1%	10,201.92	102.02	92.1%
7:45 AM	0.00	0.00	0.0%	10,009.76	1,301.27	90.4%	10,009.76	1,301.27	90.4%
8:00 AM	0.00	0.00	0.0%	6,686.21	1,671.55	60.4%	6,686.21	1,671.55	60.4%
8:15 AM	0.00	0.00	0.0%	3,450.88	862.72	31.2%	3,450.88	862.72	31.2%
8:30 AM	0.00	0.00	0.0%	1,475.73	368.93	13.3%	1,475.73	368.93	13.3%
8:45 AM	0.00	0.00	0.0%	437.54	109.39	4.0%	437.54	109.39	4.0%
9:00 AM	0.00	0.00	0.0%	41.80	10.45	0.4%	41.80	10.45	0.4%
9:15 AM	0.00	0.00	0.0%	0.00	0.00	0.0%	0.00	0.00	0.0%
9:30 AM	0.00	0.00	0.0%	0.00	0.00	0.0%	0.00	0.00	0.0%
9:45 AM	0.00	0.00	0.0%	0.00	0.00	0.0%	0.00	0.00	0.0%
10:00 AM	0.00	0.00	0.0%	0.00	0.00	0.0%	0.00	0.00	0.0%
10:15 AM	0.00	0.00	0.0%	0.00	0.00	0.0%	0.00	0.00	0.0%
10:30 AM	0.00	0.00	0.0%	0.00	0.00	0.0%	0.00	0.00	0.0%
10:45 AM	0.00	0.00	0.0%	0.00	0.00	0.0%	0.00	0.00	0.0%
11:00 AM	0.00	0.00	0.0%	0.00	0.00	0.0%	0.00	0.00	0.0%
11:15 AM	0.00	0.00	0.0%	0.00	0.00	0.0%	0.00	0.00	0.0%
11:30 AM	0.00	0.00	0.0%	0.00	0.00	0.0%	0.00	0.00	0.0%
11:45 AM	0.00	0.00	0.0%	0.00	0.00	0.0%	0.00	0.00	0.0%
12:00 PM	0.00	0.00	0.0%	0.00	0.00	0.0%	0.00	0.00	0.0%
12:15 PM	0.00	0.00	0.0%	0.00	0.00	0.0%	0.00	0.00	0.0%
12:30 PM	0.00	0.00	0.0%	0.00	0.00	0.0%	0.00	0.00	0.0%
12:45 PM	0.00	0.00	0.0%	0.00	0.00	0.0%	0.00	0.00	0.0%
1:00 PM	0.00	0.00	0.0%	0.00	0.00	0.0%	0.00	0.00	0.0%
1:15 PM	0.00	0.00	0.0%	0.00	0.00	0.0%	0.00	0.00	0.0%
1:30 PM	0.00	0.00	0.0%	0.00	0.00	0.0%	0.00	0.00	0.0%
1:45 PM	0.00	0.00	0.0%	0.00	0.00	0.0%	0.00	0.00	0.0%
2:00 PM	0.00	0.00	0.0%	0.00	0.00	0.0%	0.00	0.00	0.0%
2:15 PM	0.00	0.00	0.0%	0.00	0.00	0.0%	0.00	0.00	0.0%
2:30 PM	0.00	0.00	0.0%	0.00	0.00	0.0%	0.00	0.00	0.0%
2:45 PM	0.00	0.00	0.0%	0.00	0.00	0.0%	0.00	0.00	0.0%
3:00 PM	0.00	0.00	0.0%	0.00	0.00	0.0%	0.00	0.00	0.0%
3:15 PM	0.00	0.00	0.0%	0.00	0.00	0.0%	0.00	0.00	0.0%
3:30 PM	0.00	0.00	0.0%	0.00	0.00	0.0%	0.00	0.00	0.0%
3:45 PM	0.00	0.00	0.0%	238.22	59.56	2.2%	238.22	59.56	2.2%
4:00 PM	0.00	0.00	0.0%	31.06	4.66	0.3%	31.06	4.66	0.3%
4:03 PM	0.00	0.00	0.0%	1.08	0.03	0.0%	1.08	0.03	0.0%

# NOVEMBER 15

Mirror date: January 25  
 Analysis hours: 7:51 AM-3:57 PM (PST)

Analysis Time	EXISTING SHADOW			SFMTA POTRERO YARD NET NEW SHADOW			CUMULATIVE NET NEW SHADOW		
	Shadow Area (sf)	Area/Time (sfh)	Coverage	Shadow Area (sf)	Area/Time (sfh)	Coverage	Shadow Area (sf)	Area/Time (sfh)	Coverage
7:51 AM	0.00	0.00	0.0%	11,060.85	884.87	99.9%	11,060.85	884.87	99.9%
8:00 AM	0.00	0.00	0.0%	9,578.71	1,915.74	86.5%	9,578.71	1,915.74	86.5%
8:15 AM	0.00	0.00	0.0%	6,715.60	1,678.90	60.6%	6,715.60	1,678.90	60.6%
8:30 AM	0.00	0.00	0.0%	3,672.17	918.04	33.2%	3,672.17	918.04	33.2%
8:45 AM	0.00	0.00	0.0%	1,879.47	469.87	17.0%	1,879.47	469.87	17.0%
9:00 AM	0.00	0.00	0.0%	757.71	189.43	6.8%	757.71	189.43	6.8%
9:15 AM	0.00	0.00	0.0%	191.44	47.86	1.7%	191.44	47.86	1.7%
9:30 AM	0.00	0.00	0.0%	4.31	1.08	0.0%	4.31	1.08	0.0%
9:45 AM	0.00	0.00	0.0%	0.00	0.00	0.0%	0.00	0.00	0.0%
10:00 AM	0.00	0.00	0.0%	0.00	0.00	0.0%	0.00	0.00	0.0%
10:15 AM	0.00	0.00	0.0%	0.00	0.00	0.0%	0.00	0.00	0.0%
10:30 AM	0.00	0.00	0.0%	0.00	0.00	0.0%	0.00	0.00	0.0%
10:45 AM	0.00	0.00	0.0%	0.00	0.00	0.0%	0.00	0.00	0.0%
11:00 AM	0.00	0.00	0.0%	0.00	0.00	0.0%	0.00	0.00	0.0%
11:15 AM	0.00	0.00	0.0%	0.00	0.00	0.0%	0.00	0.00	0.0%
11:30 AM	0.00	0.00	0.0%	0.00	0.00	0.0%	0.00	0.00	0.0%
11:45 AM	0.00	0.00	0.0%	0.00	0.00	0.0%	0.00	0.00	0.0%
12:00 PM	0.00	0.00	0.0%	0.00	0.00	0.0%	0.00	0.00	0.0%
12:15 PM	0.00	0.00	0.0%	0.00	0.00	0.0%	0.00	0.00	0.0%
12:30 PM	0.00	0.00	0.0%	0.00	0.00	0.0%	0.00	0.00	0.0%
12:45 PM	0.00	0.00	0.0%	0.00	0.00	0.0%	0.00	0.00	0.0%
1:00 PM	0.00	0.00	0.0%	0.00	0.00	0.0%	0.00	0.00	0.0%
1:15 PM	0.00	0.00	0.0%	0.00	0.00	0.0%	0.00	0.00	0.0%
1:30 PM	0.00	0.00	0.0%	0.00	0.00	0.0%	0.00	0.00	0.0%
1:45 PM	0.00	0.00	0.0%	0.00	0.00	0.0%	0.00	0.00	0.0%
2:00 PM	0.00	0.00	0.0%	0.00	0.00	0.0%	0.00	0.00	0.0%
2:15 PM	0.00	0.00	0.0%	0.00	0.00	0.0%	0.00	0.00	0.0%
2:30 PM	0.00	0.00	0.0%	0.00	0.00	0.0%	0.00	0.00	0.0%
2:45 PM	0.00	0.00	0.0%	0.00	0.00	0.0%	0.00	0.00	0.0%
3:00 PM	0.00	0.00	0.0%	11.10	2.77	0.1%	11.10	2.77	0.1%
3:15 PM	0.00	0.00	0.0%	133.10	33.28	1.2%	133.10	33.28	1.2%
3:30 PM	0.00	0.00	0.0%	534.56	133.64	4.8%	534.56	133.64	4.8%
3:45 PM	0.00	0.00	0.0%	632.75	145.53	5.7%	632.75	145.53	5.7%
3:57 PM	0.00	0.00	0.0%	231.06	25.42	2.1%	231.06	25.42	2.1%

# NOVEMBER 22

Mirror date: January 18  
 Analysis hours: 7:57 AM-3:54 PM (PST)

Analysis Time	EXISTING SHADOW			SFMTA POTRERO YARD NET NEW SHADOW			CUMULATIVE NET NEW SHADOW		
	Shadow Area (sf)	Area/Time (sfh)	Coverage	Shadow Area (sf)	Area/Time (sfh)	Coverage	Shadow Area (sf)	Area/Time (sfh)	Coverage
7:57 AM	0.00	0.00	0.0%	11,074.97	221.50	100.0%	11,074.97	221.50	100.0%
8:00 AM	0.00	0.00	0.0%	11,074.97	1,661.24	100.0%	11,074.97	1,661.24	100.0%
8:15 AM	0.00	0.00	0.0%	9,744.18	2,436.05	88.0%	9,744.18	2,436.05	88.0%
8:30 AM	0.00	0.00	0.0%	6,591.03	1,647.76	59.5%	6,591.03	1,647.76	59.5%
8:45 AM	0.00	0.00	0.0%	3,914.15	978.54	35.3%	3,914.15	978.54	35.3%
9:00 AM	0.00	0.00	0.0%	2,034.44	508.61	18.4%	2,034.44	508.61	18.4%
9:15 AM	0.00	0.00	0.0%	1,086.89	271.72	9.8%	1,086.89	271.72	9.8%
9:30 AM	0.00	0.00	0.0%	316.63	79.16	2.9%	316.63	79.16	2.9%
9:45 AM	0.00	0.00	0.0%	95.48	23.87	0.9%	95.48	23.87	0.9%
10:00 AM	0.00	0.00	0.0%	0.00	0.00	0.0%	0.00	0.00	0.0%
10:15 AM	0.00	0.00	0.0%	0.00	0.00	0.0%	0.00	0.00	0.0%
10:30 AM	0.00	0.00	0.0%	0.00	0.00	0.0%	0.00	0.00	0.0%
10:45 AM	0.00	0.00	0.0%	0.00	0.00	0.0%	0.00	0.00	0.0%
11:00 AM	0.00	0.00	0.0%	0.00	0.00	0.0%	0.00	0.00	0.0%
11:15 AM	0.00	0.00	0.0%	0.00	0.00	0.0%	0.00	0.00	0.0%
11:30 AM	0.00	0.00	0.0%	0.00	0.00	0.0%	0.00	0.00	0.0%
11:45 AM	0.00	0.00	0.0%	0.00	0.00	0.0%	0.00	0.00	0.0%
12:00 PM	0.00	0.00	0.0%	0.00	0.00	0.0%	0.00	0.00	0.0%
12:15 PM	0.00	0.00	0.0%	0.00	0.00	0.0%	0.00	0.00	0.0%
12:30 PM	0.00	0.00	0.0%	0.00	0.00	0.0%	0.00	0.00	0.0%
12:45 PM	0.00	0.00	0.0%	0.00	0.00	0.0%	0.00	0.00	0.0%
1:00 PM	0.00	0.00	0.0%	0.00	0.00	0.0%	0.00	0.00	0.0%
1:15 PM	0.00	0.00	0.0%	0.00	0.00	0.0%	0.00	0.00	0.0%
1:30 PM	0.00	0.00	0.0%	0.00	0.00	0.0%	0.00	0.00	0.0%
1:45 PM	0.00	0.00	0.0%	0.00	0.00	0.0%	0.00	0.00	0.0%
2:00 PM	0.00	0.00	0.0%	0.00	0.00	0.0%	0.00	0.00	0.0%
2:15 PM	0.00	0.00	0.0%	0.00	0.00	0.0%	0.00	0.00	0.0%
2:30 PM	0.00	0.00	0.0%	0.00	0.00	0.0%	0.00	0.00	0.0%
2:45 PM	0.00	0.00	0.0%	120.73	30.18	1.1%	120.73	30.18	1.1%
3:00 PM	0.00	0.00	0.0%	370.53	92.63	3.3%	370.53	92.63	3.3%
3:15 PM	0.00	0.00	0.0%	839.93	209.98	7.6%	839.93	209.98	7.6%
3:30 PM	0.00	0.00	0.0%	1,152.05	288.01	10.4%	1,152.05	288.01	10.4%
3:45 PM	0.00	0.00	0.0%	983.74	196.75	8.9%	983.74	196.75	8.9%
3:54 PM	60.61	4.85	0.5%	591.99	47.36	5.3%	591.99	47.36	5.3%

# NOVEMBER 29

Mirror date: January 11  
 Analysis hours: 8:04 AM-3:51 PM (PST)

Analysis Time	EXISTING SHADOW			SFMTA POTRERO YARD NET NEW SHADOW			CUMULATIVE NET NEW SHADOW		
	Shadow Area (sf)	Area/Time (sfh)	Coverage	Shadow Area (sf)	Area/Time (sfh)	Coverage	Shadow Area (sf)	Area/Time (sfh)	Coverage
8:04 AM	0.00	0.00	0.0%	11,074.97	996.75	100.0%	11,074.97	996.75	100.0%
8:15 AM	0.00	0.00	0.0%	10,817.72	2,271.72	97.7%	10,817.72	2,271.72	97.7%
8:30 AM	0.00	0.00	0.0%	9,289.40	2,322.35	83.9%	9,289.40	2,322.35	83.9%
8:45 AM	0.00	0.00	0.0%	6,328.27	1,582.07	57.1%	6,328.27	1,582.07	57.1%
9:00 AM	0.00	0.00	0.0%	3,690.62	922.65	33.3%	3,690.62	922.65	33.3%
9:15 AM	0.00	0.00	0.0%	2,167.63	541.91	19.6%	2,167.63	541.91	19.6%
9:30 AM	0.00	0.00	0.0%	1,176.72	294.18	10.6%	1,176.72	294.18	10.6%
9:45 AM	0.00	0.00	0.0%	541.58	135.40	4.9%	541.58	135.40	4.9%
10:00 AM	0.00	0.00	0.0%	159.32	39.83	1.4%	159.32	39.83	1.4%
10:15 AM	0.00	0.00	0.0%	37.99	9.50	0.3%	37.99	9.50	0.3%
10:30 AM	0.00	0.00	0.0%	0.00	0.00	0.0%	0.00	0.00	0.0%
10:45 AM	0.00	0.00	0.0%	0.00	0.00	0.0%	0.00	0.00	0.0%
11:00 AM	0.00	0.00	0.0%	0.00	0.00	0.0%	0.00	0.00	0.0%
11:15 AM	0.00	0.00	0.0%	0.00	0.00	0.0%	0.00	0.00	0.0%
11:30 AM	0.00	0.00	0.0%	0.00	0.00	0.0%	0.00	0.00	0.0%
11:45 AM	0.00	0.00	0.0%	0.00	0.00	0.0%	0.00	0.00	0.0%
12:00 PM	0.00	0.00	0.0%	0.00	0.00	0.0%	0.00	0.00	0.0%
12:15 PM	0.00	0.00	0.0%	0.00	0.00	0.0%	0.00	0.00	0.0%
12:30 PM	0.00	0.00	0.0%	0.00	0.00	0.0%	0.00	0.00	0.0%
12:45 PM	0.00	0.00	0.0%	0.00	0.00	0.0%	0.00	0.00	0.0%
1:00 PM	0.00	0.00	0.0%	0.00	0.00	0.0%	0.00	0.00	0.0%
1:15 PM	0.00	0.00	0.0%	0.00	0.00	0.0%	0.00	0.00	0.0%
1:30 PM	0.00	0.00	0.0%	0.00	0.00	0.0%	0.00	0.00	0.0%
1:45 PM	0.00	0.00	0.0%	0.00	0.00	0.0%	0.00	0.00	0.0%
2:00 PM	0.00	0.00	0.0%	0.00	0.00	0.0%	0.00	0.00	0.0%
2:15 PM	0.00	0.00	0.0%	27.08	6.77	0.2%	27.08	6.77	0.2%
2:30 PM	0.00	0.00	0.0%	164.81	41.20	1.5%	164.81	41.20	1.5%
2:45 PM	0.00	0.00	0.0%	565.39	141.35	5.1%	565.39	141.35	5.1%
3:00 PM	0.00	0.00	0.0%	1,017.96	254.49	9.2%	1,017.96	254.49	9.2%
3:15 PM	0.00	0.00	0.0%	1,480.51	370.13	13.4%	1,480.51	370.13	13.4%
3:30 PM	0.00	0.00	0.0%	1,715.03	428.76	15.5%	1,715.03	428.76	15.5%
3:45 PM	0.00	0.00	0.0%	1,347.99	242.64	12.2%	1,347.99	242.64	12.2%
3:51 PM	226.38	11.32	2.0%	986.70	49.34	8.9%	986.70	49.34	8.9%

# DECEMBER 6

Mirror date: January 4  
 Analysis hours: 8:10 AM-3:51 PM (PST)

Analysis Time	EXISTING SHADOW			SFMTA POTRERO YARD NET NEW SHADOW			CUMULATIVE NET NEW SHADOW		
	Shadow Area (sf)	Area/Time (sfh)	Coverage	Shadow Area (sf)	Area/Time (sfh)	Coverage	Shadow Area (sf)	Area/Time (sfh)	Coverage
8:10 AM	0.00	0.00	0.0%	11,074.97	443.00	100.0%	11,074.97	443.00	100.0%
8:15 AM	0.00	0.00	0.0%	11,074.97	1,882.74	100.0%	11,074.97	1,882.74	100.0%
8:30 AM	0.00	0.00	0.0%	10,493.41	2,623.35	94.7%	10,493.41	2,623.35	94.7%
8:45 AM	0.00	0.00	0.0%	8,605.81	2,151.45	77.7%	8,605.81	2,151.45	77.7%
9:00 AM	0.00	0.00	0.0%	5,478.28	1,369.57	49.5%	5,478.28	1,369.57	49.5%
9:15 AM	0.00	0.00	0.0%	3,455.60	863.90	31.2%	3,455.60	863.90	31.2%
9:30 AM	0.00	0.00	0.0%	2,003.96	500.99	18.1%	2,003.96	500.99	18.1%
9:45 AM	0.00	0.00	0.0%	1,232.53	308.13	11.1%	1,232.53	308.13	11.1%
10:00 AM	0.00	0.00	0.0%	549.78	137.45	5.0%	549.78	137.45	5.0%
10:15 AM	0.00	0.00	0.0%	221.08	55.27	2.0%	221.08	55.27	2.0%
10:30 AM	0.00	0.00	0.0%	64.53	16.13	0.6%	64.53	16.13	0.6%
10:45 AM	0.00	0.00	0.0%	5.85	1.46	0.1%	5.85	1.46	0.1%
11:00 AM	0.00	0.00	0.0%	0.00	0.00	0.0%	0.00	0.00	0.0%
11:15 AM	0.00	0.00	0.0%	0.00	0.00	0.0%	0.00	0.00	0.0%
11:30 AM	0.00	0.00	0.0%	0.00	0.00	0.0%	0.00	0.00	0.0%
11:45 AM	0.00	0.00	0.0%	0.00	0.00	0.0%	0.00	0.00	0.0%
12:00 PM	0.00	0.00	0.0%	0.00	0.00	0.0%	0.00	0.00	0.0%
12:15 PM	0.00	0.00	0.0%	0.00	0.00	0.0%	0.00	0.00	0.0%
12:30 PM	0.00	0.00	0.0%	0.00	0.00	0.0%	0.00	0.00	0.0%
12:45 PM	0.00	0.00	0.0%	0.00	0.00	0.0%	0.00	0.00	0.0%
1:00 PM	0.00	0.00	0.0%	0.00	0.00	0.0%	0.00	0.00	0.0%
1:15 PM	0.00	0.00	0.0%	0.00	0.00	0.0%	0.00	0.00	0.0%
1:30 PM	0.00	0.00	0.0%	0.00	0.00	0.0%	0.00	0.00	0.0%
1:45 PM	0.00	0.00	0.0%	0.00	0.00	0.0%	0.00	0.00	0.0%
2:00 PM	0.00	0.00	0.0%	24.15	6.04	0.2%	24.15	6.04	0.2%
2:15 PM	0.00	0.00	0.0%	165.43	41.36	1.5%	165.43	41.36	1.5%
2:30 PM	0.00	0.00	0.0%	446.98	111.74	4.0%	446.98	111.74	4.0%
2:45 PM	0.00	0.00	0.0%	1,049.69	262.42	9.5%	1,049.69	262.42	9.5%
3:00 PM	0.00	0.00	0.0%	1,511.96	377.99	13.7%	1,511.96	377.99	13.7%
3:15 PM	0.00	0.00	0.0%	1,995.44	498.86	18.0%	1,995.44	498.86	18.0%
3:30 PM	0.00	0.00	0.0%	2,173.65	543.41	19.6%	2,173.65	543.41	19.6%
3:45 PM	0.00	0.00	0.0%	1,774.65	301.69	16.0%	1,774.65	301.69	16.0%
3:51 PM	355.02	17.75	3.2%	1,358.22	67.91	12.3%	1,358.22	67.91	12.3%

# DECEMBER 13

Mirror date: December 28  
 Analysis hours: 8:15 AM-3:52 PM (PST)

Analysis Time	EXISTING SHADOW			SFMTA POTRERO YARD NET NEW SHADOW			CUMULATIVE NET NEW SHADOW		
	Shadow Area (sf)	Area/Time (sfh)	Coverage	Shadow Area (sf)	Area/Time (sfh)	Coverage	Shadow Area (sf)	Area/Time (sfh)	Coverage
8:15 AM	0.00	0.00	0.0%	11,074.97	1,329.00	100.0%	11,074.97	1,329.00	100.0%
8:30 AM	0.00	0.00	0.0%	10,966.49	2,741.62	99.0%	10,966.49	2,741.62	99.0%
8:45 AM	0.00	0.00	0.0%	10,234.64	2,558.66	92.4%	10,234.64	2,558.66	92.4%
9:00 AM	0.00	0.00	0.0%	7,118.62	1,779.65	64.3%	7,118.62	1,779.65	64.3%
9:15 AM	0.00	0.00	0.0%	4,613.22	1,153.30	41.7%	4,613.22	1,153.30	41.7%
9:30 AM	0.00	0.00	0.0%	2,784.83	696.21	25.1%	2,784.83	696.21	25.1%
9:45 AM	0.00	0.00	0.0%	1,801.19	450.30	16.3%	1,801.19	450.30	16.3%
10:00 AM	0.00	0.00	0.0%	1,015.13	253.78	9.2%	1,015.13	253.78	9.2%
10:15 AM	0.00	0.00	0.0%	521.12	130.28	4.7%	521.12	130.28	4.7%
10:30 AM	0.00	0.00	0.0%	190.43	47.61	1.7%	190.43	47.61	1.7%
10:45 AM	0.00	0.00	0.0%	84.60	21.15	0.8%	84.60	21.15	0.8%
11:00 AM	0.00	0.00	0.0%	6.90	1.73	0.1%	6.90	1.73	0.1%
11:15 AM	0.00	0.00	0.0%	0.00	0.00	0.0%	0.00	0.00	0.0%
11:30 AM	0.00	0.00	0.0%	0.00	0.00	0.0%	0.00	0.00	0.0%
11:45 AM	0.00	0.00	0.0%	0.00	0.00	0.0%	0.00	0.00	0.0%
12:00 PM	0.00	0.00	0.0%	0.00	0.00	0.0%	0.00	0.00	0.0%
12:15 PM	0.00	0.00	0.0%	0.00	0.00	0.0%	0.00	0.00	0.0%
12:30 PM	0.00	0.00	0.0%	0.00	0.00	0.0%	0.00	0.00	0.0%
12:45 PM	0.00	0.00	0.0%	0.00	0.00	0.0%	0.00	0.00	0.0%
1:00 PM	0.00	0.00	0.0%	0.00	0.00	0.0%	0.00	0.00	0.0%
1:15 PM	0.00	0.00	0.0%	0.00	0.00	0.0%	0.00	0.00	0.0%
1:30 PM	0.00	0.00	0.0%	0.00	0.00	0.0%	0.00	0.00	0.0%
1:45 PM	0.00	0.00	0.0%	17.60	4.40	0.2%	17.60	4.40	0.2%
2:00 PM	0.00	0.00	0.0%	87.23	21.81	0.8%	87.23	21.81	0.8%
2:15 PM	0.00	0.00	0.0%	267.63	66.91	2.4%	267.63	66.91	2.4%
2:30 PM	0.00	0.00	0.0%	692.15	173.04	6.2%	692.15	173.04	6.2%
2:45 PM	0.00	0.00	0.0%	1,318.56	329.64	11.9%	1,318.56	329.64	11.9%
3:00 PM	0.00	0.00	0.0%	1,791.10	447.77	16.2%	1,791.10	447.77	16.2%
3:15 PM	0.00	0.00	0.0%	2,302.26	575.56	20.8%	2,302.26	575.56	20.8%
3:30 PM	0.00	0.00	0.0%	2,489.43	622.36	22.5%	2,489.43	622.36	22.5%
3:45 PM	0.00	0.00	0.0%	2,162.15	389.19	19.5%	2,162.15	389.19	19.5%
3:52 PM	423.77	25.43	3.8%	1,659.83	99.59	15.0%	1,691.63	101.50	15.3%



# DECEMBER 20

Winter solstice (December 21 similar)

Analysis hours: 8:19 AM-3:54 PM (PST)

Analysis Time	EXISTING SHADOW			SFMTA POTRERO YARD NET NEW SHADOW			CUMULATIVE NET NEW SHADOW		
	Shadow Area (sf)	Area/Time (sfh)	Coverage	Shadow Area (sf)	Area/Time (sfh)	Coverage	Shadow Area (sf)	Area/Time (sfh)	Coverage
8:19 AM	0.00	0.00	0.0%	11,074.97	886.00	100.0%	11,074.97	886.00	100.0%
8:30 AM	0.00	0.00	0.0%	11,074.97	2,325.74	100.0%	11,074.97	2,325.74	100.0%
8:45 AM	0.00	0.00	0.0%	10,536.92	2,634.23	95.1%	10,536.92	2,634.23	95.1%
9:00 AM	0.00	0.00	0.0%	8,148.74	2,037.19	73.6%	8,148.74	2,037.19	73.6%
9:15 AM	0.00	0.00	0.0%	5,389.51	1,347.38	48.7%	5,389.51	1,347.38	48.7%
9:30 AM	0.00	0.00	0.0%	3,392.08	848.02	30.6%	3,392.08	848.02	30.6%
9:45 AM	0.00	0.00	0.0%	2,161.67	540.42	19.5%	2,161.67	540.42	19.5%
10:00 AM	0.00	0.00	0.0%	1,304.28	326.07	11.8%	1,304.28	326.07	11.8%
10:15 AM	0.00	0.00	0.0%	757.38	189.35	6.8%	757.38	189.35	6.8%
10:30 AM	0.00	0.00	0.0%	282.05	70.51	2.5%	282.05	70.51	2.5%
10:45 AM	0.00	0.00	0.0%	145.40	36.35	1.3%	145.40	36.35	1.3%
11:00 AM	0.00	0.00	0.0%	37.26	9.32	0.3%	37.26	9.32	0.3%
11:15 AM	0.00	0.00	0.0%	3.41	0.85	0.0%	3.41	0.85	0.0%
11:30 AM	0.00	0.00	0.0%	0.00	0.00	0.0%	0.00	0.00	0.0%
11:45 AM	0.00	0.00	0.0%	0.00	0.00	0.0%	0.00	0.00	0.0%
12:00 PM	0.00	0.00	0.0%	0.00	0.00	0.0%	0.00	0.00	0.0%
12:15 PM	0.00	0.00	0.0%	0.00	0.00	0.0%	0.00	0.00	0.0%
12:30 PM	0.00	0.00	0.0%	0.00	0.00	0.0%	0.00	0.00	0.0%
12:45 PM	0.00	0.00	0.0%	0.00	0.00	0.0%	0.00	0.00	0.0%
1:00 PM	0.00	0.00	0.0%	0.00	0.00	0.0%	0.00	0.00	0.0%
1:15 PM	0.00	0.00	0.0%	0.00	0.00	0.0%	0.00	0.00	0.0%
1:30 PM	0.00	0.00	0.0%	0.00	0.00	0.0%	0.00	0.00	0.0%
1:45 PM	0.00	0.00	0.0%	27.68	6.92	0.2%	27.68	6.92	0.2%
2:00 PM	0.00	0.00	0.0%	99.85	24.96	0.9%	99.85	24.96	0.9%
2:15 PM	0.00	0.00	0.0%	281.99	70.50	2.5%	281.99	70.50	2.5%
2:30 PM	0.00	0.00	0.0%	705.29	176.32	6.4%	705.29	176.32	6.4%
2:45 PM	0.00	0.00	0.0%	1,342.85	335.71	12.1%	1,342.85	335.71	12.1%
3:00 PM	0.00	0.00	0.0%	1,829.38	457.34	16.5%	1,829.38	457.34	16.5%
3:15 PM	0.00	0.00	0.0%	2,364.28	591.07	21.3%	2,364.28	591.07	21.3%
3:30 PM	0.00	0.00	0.0%	2,615.82	653.95	23.6%	2,615.82	653.95	23.6%
3:45 PM	0.01	0.00	0.0%	2,418.50	507.88	21.8%	2,418.50	507.88	21.8%
3:54 PM	447.02	35.76	4.0%	1,780.31	142.42	16.1%	1,851.45	148.12	16.7%



1806 Belles Street, Suite 6B  
San Francisco, CA 94129  
tel 415.498.0141  
fax 415.493.0141

[www.previsiondesign.com](http://www.previsiondesign.com)  
[info@previsiondesign.com](mailto:info@previsiondesign.com)