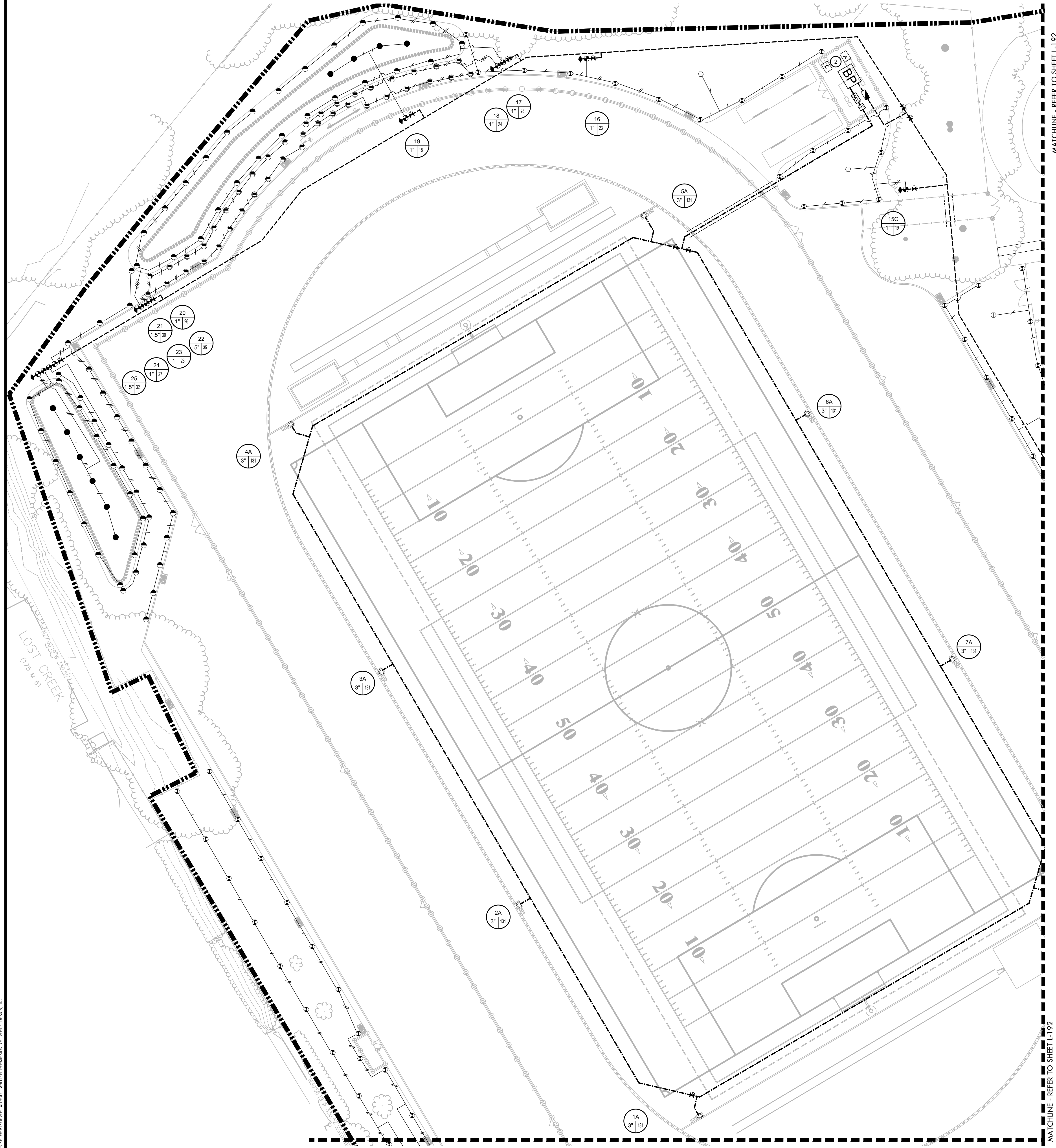


ALL DESIGN, CONSTRUCTION, AND/OR INSTALLATION OF ANY KIND SHALL BE THE PROPERTY OF VERDE DESIGN, INC. AND SHALL BE REPRODUCED, COPIED, OR TRANSMITTED IN ANY FORM OR BY ANY MEANS, ELECTRONIC OR MECHANICAL, INCLUDING PHOTOCOPYING, RECORDING, OR BY ANY INFORMATION STORAGE AND RETRIEVAL SYSTEM, WITHOUT THE WRITTEN PERMISSION OF VERDE DESIGN, INC.




IRRIGATION NOTES

- THIS SYSTEM IS DESIGNED TO OPERATE AT A MAXIMUM FLOW OF 131 GPM WITH A MINIMUM 100 PSI STATIC PRESSURE AT THE POINT OF CONNECTION. CONTRACTOR SHALL VERIFY PRESSURE PRIOR TO BEGINNING WORK. CONTACT DISTRICT IMMEDIATELY SHOULD DISCREPANCY ARISE AND RE-DIRECT WORK TO AVOID DELAY.
- CONTRACTOR SHALL COORDINATE ELECTRICAL SUPPLY WITH GENERAL CONTRACTOR. GENERAL CONTRACTOR SHALL STUB APPROPRIATE POWER SUPPLY IN VICINITY OF CONTROLLER LOCATION.
- IRRIGATION SYSTEM DESIGN IS DIAGRAMMATIC. WHERE PIPING, VALVES, QUICK COUPLERS, ETC. ARE SHOWN OUTSIDE PLANTING AREAS, OR LIMIT OF WORK, INTENT IS FOR PIPING, VALVES, ETC. TO BE INSTALLED WITHIN PLANTING AREAS OF PROPERTY. INDICATE EXACT LOCATIONS OF IRRIGATION EQUIPMENT ON RECORD DRAWINGS. REFER TO SPECIFICATIONS.
- CONTRACTOR SHALL PROGRAM CONTROLLER TO ENSURE PROPER IRRIGATION. BASED ON PLANT TYPE, EXPOSURE AND SEASON.
- CONTRACTOR SHALL USE EXTREME CARE WHERE IT IS NECESSARY TO TRENCH NEAR EXISTING TREES. EXCAVATION IN AREAS EXHIBITING ROOT 3" AND LARGER SHALL BE DONE BY HAND. ROOTS 2" OR LARGER IN DIAMETER DAMAGED IN CONSTRUCTION SHALL BE CLEANLY CUT.
- CONTRACTOR SHALL MAKE MINOR ADJUSTMENTS TO HEAD LOCATIONS IN FIELD AS NECESSARY.
- CONTRACTOR SHALL REFER TO DETAILS AND SPECIFICATIONS FOR ADDITIONAL INFORMATION.
- ALL IRRIGATION COMPONENTS SHALL HAVE RECYCLED WATER IDENTIFIERS EXCEPT IRRIGATION BOXES. REFER TO SPECIFICATIONS.

IDENTIFICATION STAMP
 DIV. OF THE STATE ARCHITECT
 APP: 02-118588 INC.
 REVIEWED FOR
 SS FLS ACS
 DATE: 01/20/2021

VERDE DESIGN
 LANDSCAPE ARCHITECTURE
 CIVIL ENGINEERING
 SPORT PLANNING & DESIGN
 1843 Iron Point Rd. Suite 140
 Folsom, CA 95630
 Tel: 916-415-6554
 Fax: 916-415-6555
 www.VerdeDesigninc.com



STAMP

CONSULTANT

IRRIGATION LEGEND

SYM.	MANFC.	MODEL NO./ DESCRIPTION	RAD.	GPM	PSI	DTL REF.
⊙	HUNTER	STK-6: ST-1600 VAH SYSTEM SYNTHETIC TURF ROTOR IN SYNTHETIC	128	131	90	(A) U-552
⊙	HUNTER	I-50-06-SS-R-ON #20 FULL/ADJUSTABLE SPRAY ROTOR	54	19.1	60	(P) U-551
⊙	HUNTER	I-20-06-PRB-R-2.0LA FULL/ADJUSTABLE SPRAY ROTOR	22'-26'	2.1	50	(P) U-551
⊙	HUNTER	EXISTING I-40 TO BE REUSED	-	-	-	(Q) U-551
⊙	HUNTER	PROS-12-R-CV-NSI-17A W/ MP ROTATOR NOZZLES	15'-17'	.58-4.6	30	(Q) U-551
⊙	HUNTER	PROS-12-R-CV-NSA-6A-12A W/ MP ROTATOR NOZZLES	5'-12'	.37-1.68	30	(Q) U-551
⊙	NIBCO	GATE VALVES 2" AND SMALLER SHALL BE NIBCO T-113. FOR VALVES ABOVE 2" IN SIZE UTILIZE NIBCO F-619 FLANGED VALVE WITH SQUARE OPERATING NUT.				(D) U-551
⊙	RAIN BIRD	44NPR QUICK COUPLER VALVE				(H) U-551
⊙	SUPERIOR	REMOTE CONTROL VALVE - BRASS VALVES 950, SIZE PER PLAN				(H) U-551
BP		NEW V-POWER BOOSTER PUMP IN IRRIGATION EQUIPMENT ENCLOSURE				(B) U-552
A		IMPERIAL COACH'S SWITCH				(O) U-551
C		HUNTER ACC 42 STATION PEDESTAL MOUNT CONTROLLER				(N) U-551
F		FEBCO 4" BACKFLOW PREVENTER, MODEL NO. 860.				(B) U-551
F		HUNTER FLOW SENSOR				(C) U-552
MV		MASTER VALVE				(C) U-551
⊙		ADJUSTABLE AND FULL ROTORS TO REMAIN				(C) U-551
LIMIT OF WORK						
---		3/4" LATERAL LINE - SCHEDULE 40 PVC PIPE & SOLVENT WELD FITTINGS, AT 18" DEPTH.				(K/L) U-551
---		1" LATERAL LINE - SCHEDULE 40 PVC PIPE & SOLVENT WELD FITTINGS, AT 18" DEPTH.				(K/L) U-551
---		1 1/4" LATERAL LINE - SCHEDULE 40 PVC PIPE & SOLVENT WELD FITTINGS, AT 18" DEPTH.				(K/L) U-551
---		1 1/2" LATERAL LINE - SCHEDULE 40 PVC PIPE & SOLVENT WELD FITTINGS, AT 18" DEPTH.				(K/L) U-551
---		2" LATERAL LINE - SCHEDULE 40 PVC PIPE & SOLVENT WELD FITTINGS, AT 18" DEPTH.				(K/L) U-551
---		2 1/2" LATERAL LINE - SCHEDULE 40 PVC PIPE & SOLVENT WELD FITTINGS, AT 18" DEPTH.				(K/L) U-551
---		3" LATERAL LINE - SCHEDULE 40 PVC PIPE & SOLVENT WELD FITTINGS, AT 18" DEPTH.				(K/L) U-551
---		EXISTING MAIN LINE				
---		3" MAIN LINE - CLASS 200 PVC PIPE & RING-TITE FITTINGS AT 24" DEPTH				
---		4" MAIN LINE - CLASS 200 PVC PIPE WITH DUCTILE IRON FITTINGS AND MECHANICAL RESTRAINTS AT 24" DEPTH.				
---		EXISTING MAINLINE. CONTRACTOR TO VERIFY APPROXIMATE LOCATION PRIOR TO CONSTRUCTION.				
---		SLEEVES CLASS 200 PVC. SIZE TO BE TWICE THE SIZE OF TOTAL PIPE DIAMETERS WITHIN THE SLEEVE, OR AS NOTED, WITH 30" COVER.				
①		CONTRACTOR TO TIE IN NEW MAINLINE AT APPROXIMATE LOCATION.				
②		IRRIGATION EQUIPMENT ENCLOSURE				(A) U-551
③		IRRIGATION ROTORS AND LATERAL LINES TO BE ADJUSTED. REMOTE CONTROL VALVE TO REMAIN AND BE PROTECTED.				
P.O.C.		POINTS OF CONNECTION - THE PROPOSED MAIN LINE TO EXISTING MAINLINE. CONTRACTOR SHALL VERIFY LOCATION OF EXISTING SUPPLY LINE AND WATER PRESSURE. PROVIDE STATIC WATER PRESSURE RATING TO OWNER'S REPRESENTATIVE.				
①		CONTROLLER STATION NUMBER				
①		APPROX. GPM FLOW THROUGH VALVE				
①		CONTROL VALVE SIZE				

SHEET TITLE

IRRIGATION PLAN - NORTH

PROJECT NAME

MESA VERDE HIGH SCHOOL ATHLETIC FACILITY IMPROVEMENTS

PROJECT ADDRESS

7501 CARRIAGE DRIVE
CITRUS HEIGHTS, CA
95621

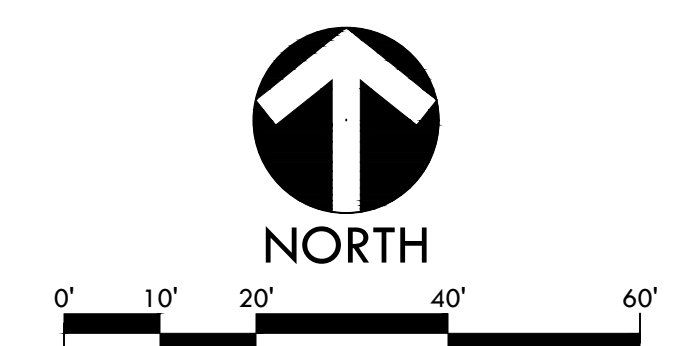
SUBMITTAL	DATE
50% SUBMITTAL	08/13/2020
DSA SUBMITTAL	10/15/2020
DSA BACKCHECK SUBMITTAL	01/20/2021

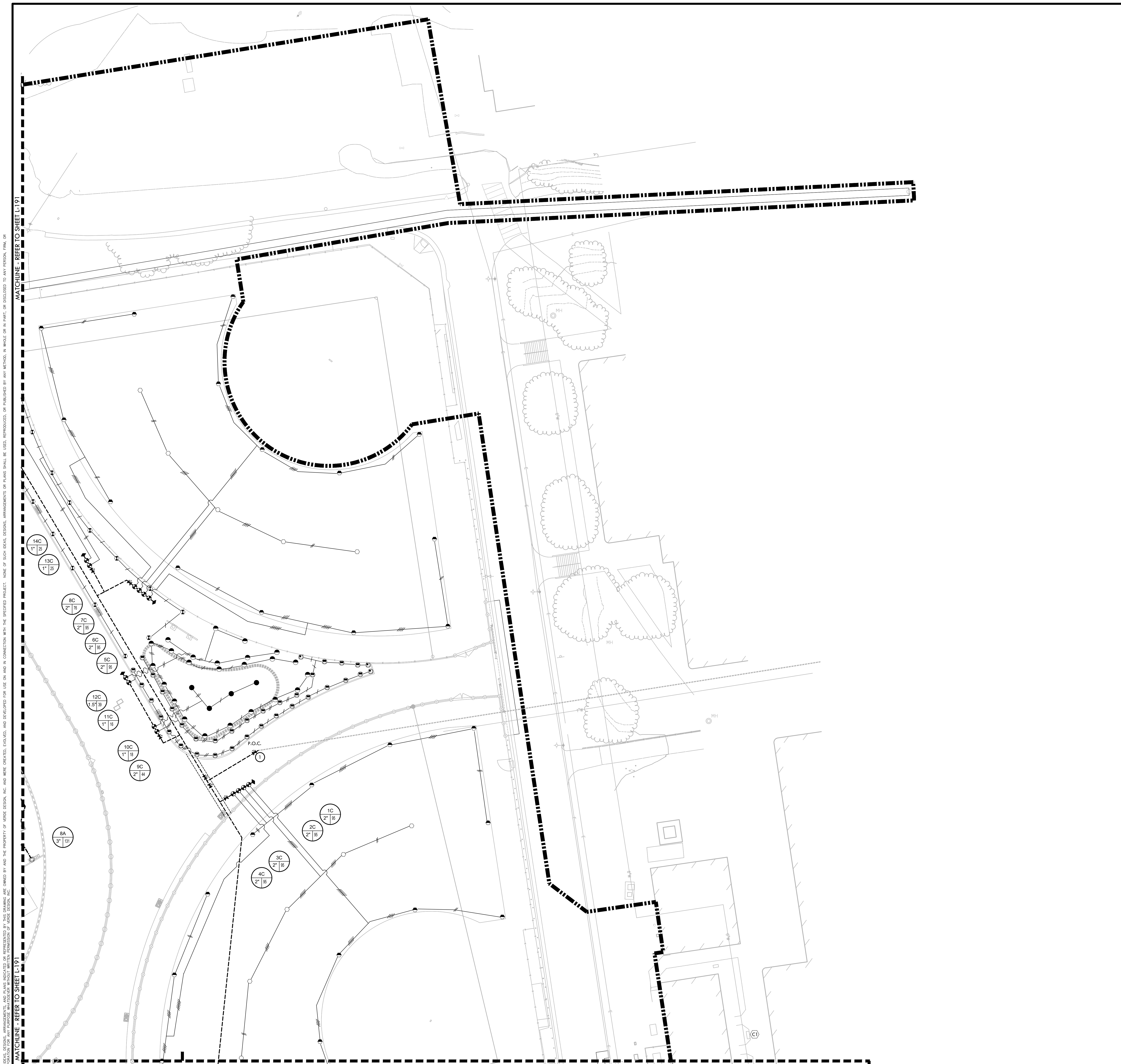
NO.	REVISIONS	DATE
△		
△		
△		
△		
△		

DRAWN BY: AC
 CHECKED BY: CS/MB
 DATE ISSUED: 01/20/2021
 SCALE: 1" = 20'-0"
 PROJ. NO.: 1819500

SHEET NO. L-191

IRRIGATION PLAN - NORTH





IRRIGATION NOTES

- THIS SYSTEM IS DESIGNED TO OPERATE AT A MAXIMUM FLOW OF 131 GPM WITH A MINIMUM 100 PSI STATIC PSI AT THE POINT OF CONNECTION. CONTRACTOR SHALL VERIFY PRESSURE PRIOR TO BEGINNING WORK. CONTACT DISTRICT IMMEDIATELY SHOULD DISCREPANCY ARISE AND RE-DIRECT WORK TO AVOID DELAY.
- CONTRACTOR SHALL COORDINATE ELECTRICAL SUPPLY WITH GENERAL CONTRACTOR. GENERAL CONTRACTOR SHALL STUB APPROPRIATE POWER SUPPLY IN VICINITY OF CONTROLLER LOCATION.
- IRRIGATION SYSTEM DESIGN IS DIAGRAMMATIC. WHERE PIPING, VALVES, QUICK COUPLERS, ETC. ARE SHOWN OUTSIDE PLANTING AREAS, OR LIMIT OF WORK, INTENT IS FOR PIPING, VALVES, ETC. TO BE INSTALLED WITHIN PLANTING AREAS OF PROPERTY. INDICATE EXACT LOCATIONS OF IRRIGATION EQUIPMENT ON RECORD DRAWINGS. REFER TO SPECIFICATIONS.
- CONTRACTOR SHALL PROGRAM CONTROLLER TO ENSURE PROPER IRRIGATION. BASED ON PLANT TYPE, EXPOSURE AND SEASON.
- CONTRACTOR SHALL USE EXTREME CARE WHERE IT IS NECESSARY TO TRENCH NEAR EXISTING TREES. EXCAVATION IN AREAS EXHIBITING ROOT 3" AND LARGER SHALL BE DONE BY HAND. ROOTS 2" OR LARGER IN DIAMETER DAMAGED IN CONSTRUCTION SHALL BE CLEANLY CUT.
- CONTRACTOR SHALL MAKE MINOR ADJUSTMENTS TO HEAD LOCATIONS IN FIELD AS NECESSARY.
- CONTRACTOR SHALL REFER TO DETAILS AND SPECIFICATIONS FOR ADDITIONAL INFORMATION.
- ALL IRRIGATION COMPONENTS SHALL HAVE RECYCLED WATER IDENTIFIERS EXCEPT IRRIGATION BOXES. REFER TO SPECIFICATIONS.

IDENTIFICATION STAMP
DIV. OF THE STATE ARCHITECT
APP: 02-118588 INC.
REVIEWED FOR
SS FLS ACS
DATE: 01/20/2021

VERDE DESIGN
LANDSCAPE ARCHITECTURE
CIVIL ENGINEERING
SPORT PLANNING & DESIGN
1843 Iron Point Rd. Suite 140
Folsom, CA 95630
Tel: 916-415-6554
Fax: 916-415-6555
www.VerdeDesignInc.com

IRRIGATION LEGEND

SYM.	MANFC.	MODEL NO./ DESCRIPTION	RAD.	GPM	PSI	DTL REF
⊙	HUNTER	STK-6: ST-1600 VAH SYSTEM SYNTHETIC TURF ROTOR IN SYNTHETIC	128	131	90	(A) U-552
⊙	HUNTER	I-50-06-SS-R-ON #20 FULL/ADJUSTABLE SPRAY ROTOR	54	19.1	60	(P) U-551
⊙	HUNTER	I-20-06-PR-R-2.0LA FULL/ADJUSTABLE SPRAY ROTOR	22'-26'	2.1	50	(P) U-551
⊙	HUNTER	EXISTING I-40 TO BE REUSED	-	-	-	(P) U-551
⊙	HUNTER	PROS-12-R-CV-NSI-17A W/ MP ROTATOR NOZZLES	15'-17'	.58-4.6	30	(Q) U-551
⊙	HUNTER	PROS 12-R-CV-NSA-6A-12A W/ MP ROTATOR NOZZLES	5'-12'	.37-1.68	30	(Q) U-551
⊙	NIBCO	GATE VALVES 2" AND SMALLER SHALL BE NIBCO T-113. FOR VALVES ABOVE 2" IN SIZE UTILIZE NIBCO F-619 FLANGED VALVE WITH SQUARE OPERATING NUT.				(D) U-551
⊙	RAIN BIRD	44NPR QUICK COUPLER VALVE				(D) U-551
⊙	SUPERIOR	REMOTE CONTROL VALVE - BRASS VALVES 950, SIZE PER PLAN				(H) U-551
BP		NEW V-POWER BOOSTER PUMP IN IRRIGATION EQUIPMENT ENCLOSURE				(B) U-552
A		IMPERIAL COACH'S SWITCH				(O) U-551
C		HUNTER ACC 42 STATION PEDESTAL MOUNT CONTROLLER				(N) U-551
FB		FBECO 4" BACKFLOW PREVENTER, MODEL NO. 860.				(B) U-551
F		HUNTER FLOW SENSOR				(C) U-552
MV		MASTER VALVE				(C) U-551
⊙		ADJUSTABLE AND FULL ROTORS TO REMAIN				(C) U-551
LIMIT OF WORK						
---		3/4" LATERAL LINE - SCHEDULE 40 PVC PIPE & SOLVENT WELD FITTINGS, AT 18" DEPTH.				(K/L) U-551
---		1" LATERAL LINE - SCHEDULE 40 PVC PIPE & SOLVENT WELD FITTINGS, AT 18" DEPTH.				(K/L) U-551
---		1 1/4" LATERAL LINE - SCHEDULE 40 PVC PIPE & SOLVENT WELD FITTINGS, AT 18" DEPTH.				(K/L) U-551
---		1 1/2" LATERAL LINE - SCHEDULE 40 PVC PIPE & SOLVENT WELD FITTINGS, AT 18" DEPTH.				(K/L) U-551
---		2" LATERAL LINE - SCHEDULE 40 PVC PIPE & SOLVENT WELD FITTINGS, AT 18" DEPTH.				(K/L) U-551
---		2 1/2" LATERAL LINE - SCHEDULE 40 PVC PIPE & SOLVENT WELD FITTINGS, AT 18" DEPTH.				(K/L) U-551
---		3" LATERAL LINE - SCHEDULE 40 PVC PIPE & SOLVENT WELD FITTINGS, AT 18" DEPTH.				(K/L) U-551
---		EXISTING MAIN LINE				
---		3" MAIN LINE - CLASS 200 PVC PIPE & RING-TITE FITTINGS AT 24" DEPTH				
---		4" MAIN LINE - CLASS 200 PVC PIPE WITH DUCTILE IRON FITTINGS AND MECHANICAL RESTRAINTS AT 24" DEPTH.				
---		EXISTING MAINLINE. CONTRACTOR TO VERIFY APPROXIMATE LOCATION PRIOR TO CONSTRUCTION.				
---		SLEEVES CLASS 200 PVC. SIZE TO BE TWICE THE SIZE OF TOTAL PIPE DIAMETERS WITHIN THE SLEEVE, OR AS NOTED, WITH 30" COVER.				
①		CONTRACTOR TO TIE IN NEW MAINLINE AT APPROXIMATE LOCATION.				
②		IRRIGATION EQUIPMENT ENCLOSURE				(A) U-551
③		IRRIGATION ROTORS AND LATERAL LINES TO BE ADJUSTED. REMOTE CONTROL VALVE TO REMAIN AND BE PROTECTED.				
P.O.C.		POINTS OF CONNECTION - THE PROPOSED MAIN LINE TO EXISTING MAINLINE. CONTRACTOR SHALL VERIFY LOCATION OF EXISTING SUPPLY LINE AND WATER PRESSURE. PROVIDE STATIC WATER PRESSURE RATING TO OWNER'S REPRESENTATIVE.				
---		CONTROLLER STATION NUMBER				
---		APPROX. GPM FLOW THROUGH VALVE				
---		CONTROL VALVE SIZE				

STAMP
REGISTERED LANDSCAPE ARCHITECT
MESA VERDE DESIGN
No. 4088
EXPIRATION DATE: JULY 2021
STATE OF CALIFORNIA

CONSULTANT

SHEET TITLE
IRRIGATION PLAN - SOUTH

PROJECT NAME
MESA VERDE HIGH SCHOOL ATHLETIC FACILITY IMPROVEMENTS

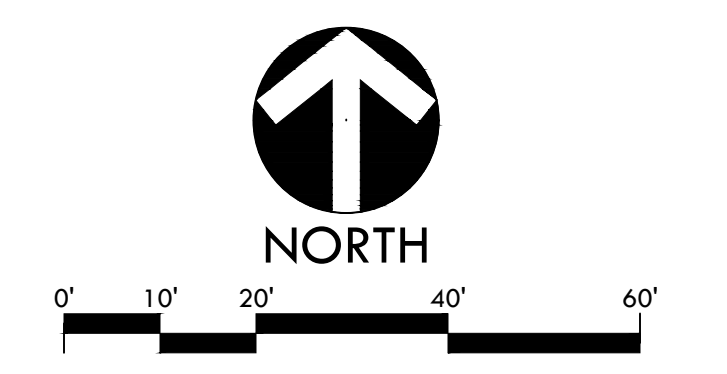
PROJECT ADDRESS
7501 CARRIAGE DRIVE CITRUS HEIGHTS, CA 95621

SUBMITTAL	DATE
50% SUBMITTAL	08/13/2020
DSA SUBMITTAL	10/15/2020
DSA BACKCHECK SUBMITTAL	01/20/2022

NO.	REVISIONS	DATE

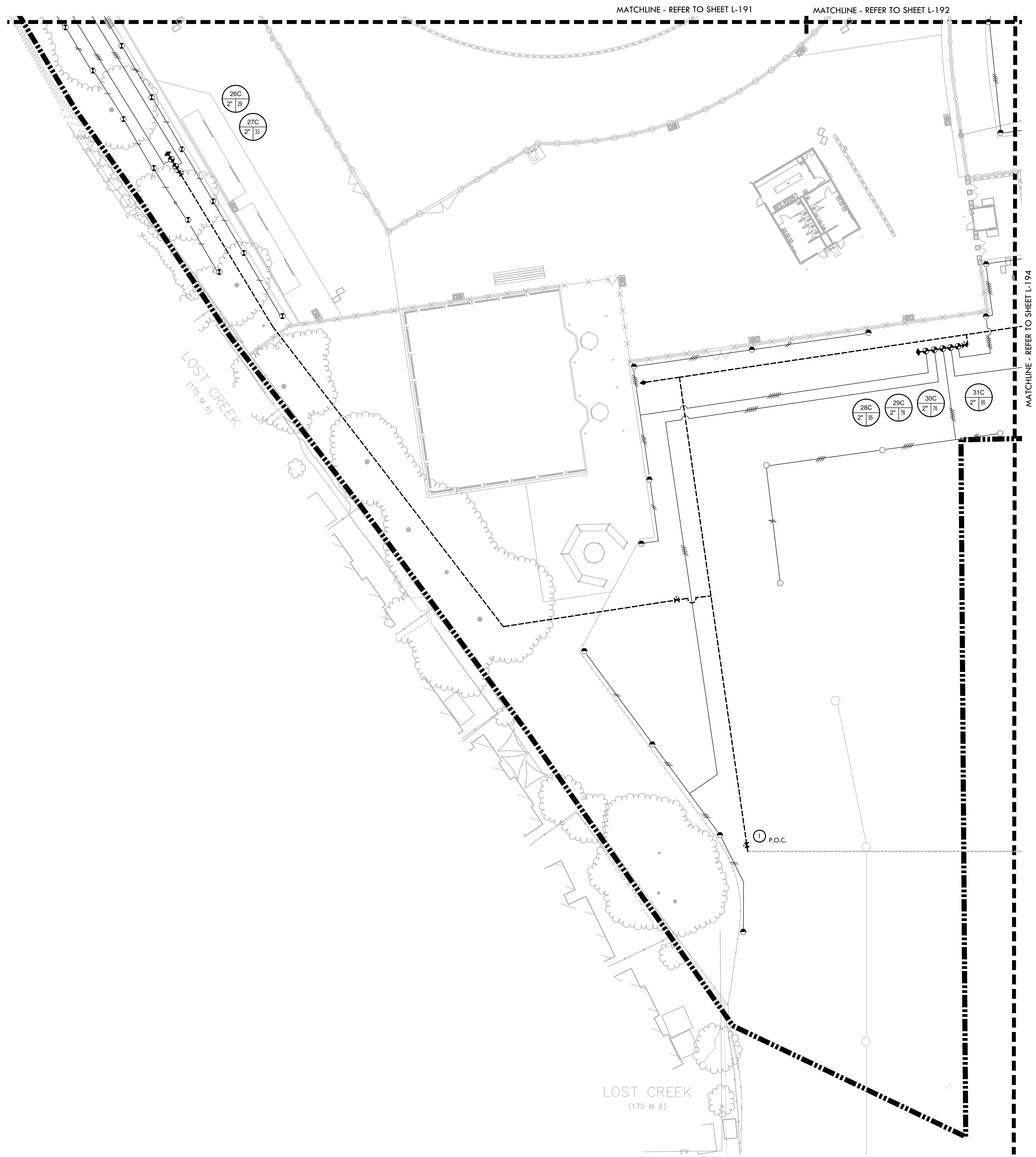
DRAWN BY: AC
CHECKED BY: CS/MB
DATE ISSUED: 01/20/2021
SCALE: 1" = 20'-0"
PROJ. NO.: 1819500

SHEET NO.: **L-192**
IRRIGATION PLAN - SOUTH



ALL DESIGN, DIMENSIONS, AND MATERIALS ARE THE PROPERTY OF VERDE DESIGN, INC. AND ARE NOT TO BE REPRODUCED, COPIED, OR USED IN ANY MANNER WITHOUT THE WRITTEN PERMISSION OF VERDE DESIGN, INC. VERDE DESIGN, INC. IS NOT RESPONSIBLE FOR ANY DAMAGE, INJURY, OR LOSS OF ANY KIND, INCLUDING BUT NOT LIMITED TO, DAMAGE TO PROPERTY, PERSONAL INJURY, OR DEATH, ARISING FROM THE USE OF THIS DOCUMENT.

ALL DESIGN, ENGINEERING, ARCHITECTURE, AND LANDSCAPE ARCHITECTURE SERVICES ARE THE PROPERTY OF VERDE DESIGN, INC. AND WERE CREATED, DEVELOPED, AND DELIVERED FOR USE IN AND IN CONNECTION WITH THE SPECIFIED PROJECT. NONE OF SUCH DESIGN, ENGINEERING, ARCHITECTURE, OR LANDSCAPE ARCHITECTURE SERVICES SHALL BE USED, REPRODUCED, OR PUBLISHED IN WHOLE OR IN PART, OR DISCLOSED TO ANY PERSON, FIRM, OR CORPORATION FOR ANY PURPOSES WITHOUT THE WRITTEN PERMISSION OF VERDE DESIGN, INC.



IRRIGATION NOTES


- THIS SYSTEM IS DESIGNED TO OPERATE AT A MAXIMUM FLOW OF 131 GPM WITH A MINIMUM 100 PSI STATIC P.S.I. AT THE POINT OF CONNECTION. CONTRACTOR SHALL VERIFY PRESSURE PRIOR TO BEGINNING WORK. CONTACT DISTRICT IMMEDIATELY SHOULD DISCREPANCY ARISE AND RE-DIRECT WORK TO AVOID DELAY.
- CONTRACTOR SHALL COORDINATE ELECTRICAL SUPPLY WITH GENERAL CONTRACTOR. GENERAL CONTRACTOR SHALL STUB APPROPRIATE POWER SUPPLY IN VICINITY OF CONTROLLER LOCATION.
- IRRIGATION SYSTEM DESIGN IS DIAGRAMMATIC. WHERE PIPING, VALVES, QUICK COUPLERS, ETC. ARE SHOWN OUTSIDE PLANTING AREAS, OR LIMIT OF WORK, INTENT IS FOR PIPING, VALVES, ETC. TO BE INSTALLED WITHIN PLANTING AREAS OF PROPERTY. INDICATE EXACT LOCATIONS OF IRRIGATION EQUIPMENT ON RECORD DRAWINGS. REFER TO SPECIFICATIONS.
- CONTRACTOR SHALL PROGRAM CONTROLLER TO ENSURE PROPER IRRIGATION. BASED ON PLANT TYPE, EXPOSURE AND SEASON.
- CONTRACTOR SHALL USE EXTREME CARE WHERE IT IS NECESSARY TO TRENCH NEAR EXISTING TREES. EXCAVATION IN AREAS EXHIBITING ROOT 3" AND LARGER SHALL BE DONE BY HAND. ROOTS 2" OR LARGER IN DIAMETER DAMAGED IN CONSTRUCTION SHALL BE CLEANLY CUT.
- CONTRACTOR SHALL MAKE MINOR ADJUSTMENTS TO HEAD LOCATIONS IN FIELD AS NECESSARY.
- CONTRACTOR SHALL REFER TO DETAILS AND SPECIFICATIONS FOR ADDITIONAL INFORMATION.
- ALL IRRIGATION COMPONENTS SHALL HAVE RECYCLED WATER IDENTIFIERS EXCEPT IRRIGATION BOXES. REFER TO SPECIFICATIONS.

IDENTIFICATION STAMP
 DIV. OF THE STATE ARCHITECT
 APP: 02-118588 INC.
 REVIEWED FOR
 SS FLS ACS
 DATE: 01/20/2021


VERDE DESIGN
 LANDSCAPE ARCHITECTURE
 CIVIL ENGINEERING
 SPORT PLANNING & DESIGN
 1843 Iron Point Rd, Suite 140
 Folsom, CA 95630
 Tel: 916-415-6554
 Fax: 916-415-6555
 www.VerdeDesignInc.com

IRRIGATION LEGEND

SYM.	MANFC.	MODEL NO./ DESCRIPTION	RAD.	GPM	PSI	DTL REF
	HUNTER	STK-6: ST-1600 VAH SYSTEM SYNTHETIC TURF ROTOR IN SYNTHETIC	128	131	90	A U-552
	HUNTER	I-50-06-SS-R-ON #20 FULL/ADJUSTABLE SPRAY ROTOR	54	19.1	60	P U-551
	HUNTER	I-20-06-PR-R-2.0LA FULL/ADJUSTABLE SPRAY ROTOR	22'-26'	2.1	50	P U-551
	HUNTER	EXISTING I-40 TO BE REUSED	-	-	-	-
	HUNTER	PROS-12-R-CV-NSI-17A W/MP ROTATOR NOZZLES	15'-17'	.58-4.6	30	Q U-551
	HUNTER	PROS 12-R-CV-NSA-6A-12A W/MP ROTATOR NOZZLES	5'-12'	.37-1.68	30	Q U-551
	NIBCO	GATE VALVES 2" AND SMALLER SHALL BE NIBCO T-113. FOR VALVES ABOVE 2" IN SIZE UTILIZE NIBCO F-619 FLANGED VALVE WITH SQUARE OPERATING NUT.				
	RAIN BIRD	44NPR QUICK COUPLER VALVE				DJ U-551
	SUPERIOR	REMOTE CONTROL VALVE - BRASS VALVES 9/50, SIZE PER PLAN				H U-551
	BP	NEW V-POWER BOOSTER PUMP IN IRRIGATION EQUIPMENT ENCLOSURE				B A U-552
	A	IMPERIAL COACH'S SWITCH				O U-551
	C	HUNTER ACC 42 STATION PEDESTAL MOUNT CONTROLLER				N U-551
	FEBCO	4" BACKFLOW PREVENTER, MODEL NO. 860.				B U-551
	F	HUNTER FLOW SENSOR				C U-552
	MV	MASTER VALVE				C U-551
		ADJUSTABLE AND FULL ROTORS TO REMAIN				
LIMIT OF WORK						
		3/4" LATERAL LINE - SCHEDULE 40 PVC PIPE & SOLVENT WELD FITTINGS, AT 18" DEPTH.				K/L U-551
		1" LATERAL LINE - SCHEDULE 40 PVC PIPE & SOLVENT WELD FITTINGS, AT 18" DEPTH.				K/L U-551
		1 1/4" LATERAL LINE - SCHEDULE 40 PVC PIPE & SOLVENT WELD FITTINGS, AT 18" DEPTH.				K/L U-551
		1 1/2" LATERAL LINE - SCHEDULE 40 PVC PIPE & SOLVENT WELD FITTINGS, AT 18" DEPTH.				K/L U-551
		2" LATERAL LINE - SCHEDULE 40 PVC PIPE & SOLVENT WELD FITTINGS, AT 18" DEPTH.				K/L U-551
		2 1/2" LATERAL LINE - SCHEDULE 40 PVC PIPE & SOLVENT WELD FITTINGS, AT 18" DEPTH.				K/L U-551
		3" LATERAL LINE - SCHEDULE 40 PVC PIPE & SOLVENT WELD FITTINGS, AT 18" DEPTH.				K/L U-551
		EXISTING MAIN LINE				
		3" MAIN LINE - CLASS 200 PVC PIPE & RING-TITE FITTINGS AT 24" DEPTH				
		4" MAIN LINE - CLASS 200 PVC PIPE WITH DUCTILE IRON FITTINGS AND MECHANICAL RESTRAINTS AT 24" DEPTH.				
		EXISTING MAINLINE. CONTRACTOR TO VERIFY APPROXIMATE LOCATION PRIOR TO CONSTRUCTION.				
		SLEEVES CLASS 200 PVC. SIZE TO BE TWICE THE SIZE OF TOTAL PIPE DIAMETERS WITHIN THE SLEEVE, OR AS NOTED, WITH 30" COVER.				
		CONTRACTOR TO TIE IN NEW MAINLINE AT APPROXIMATE LOCATION.				
		IRRIGATION EQUIPMENT ENCLOSURE				A U-551
		IRRIGATION ROTORS AND LATERAL LINES TO BE ADJUSTED. REMOTE CONTROL VALVE TO REMAIN AND BE PROTECTED.				
		POINTS OF CONNECTION - TIE PROPOSED MAIN LINE TO EXISTING MAINLINE. CONTRACTOR SHALL VERIFY LOCATION OF EXISTING SUPPLY LINE AND WATER PRESSURE. PROVIDE STATIC WATER PRESSURE RATING TO OWNER'S REPRESENTATIVE.				
		CONTROLLER STATION NUMBER				
		APPROX. GPM FLOW THROUGH VALVE				
		CONTROL VALVE SIZE				



CONSULTANT

SHEET TITLE
IRRIGATION PLAN - THROWS AREA

PROJECT NAME
MESA VERDE HIGH SCHOOL ATHLETIC FACILITY IMPROVEMENTS

PROJECT ADDRESS
**7501 CARRIAGE DRIVE
CITRUS HEIGHTS, CA
95621**

SUBMITTAL	DATE
50% SUBMITTAL	08/13/2020
DSA SUBMITTAL	10/15/2020
DSA BACKCHECK SUBMITTAL	01/20/2022

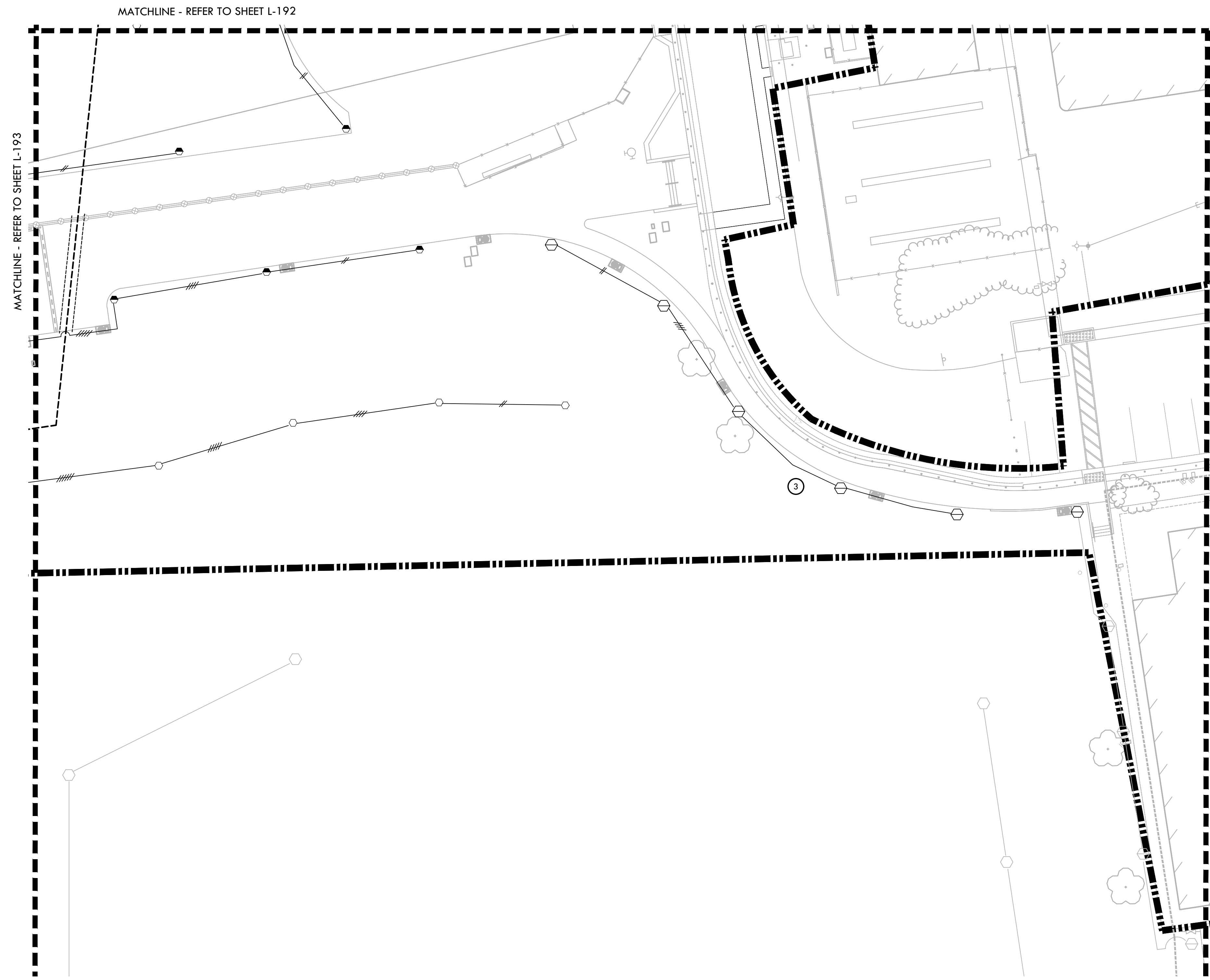
NO.	REVISIONS	DATE

DRAWN BY: AC
 CHECKED BY: CS/MB
 DATE ISSUED: 01/20/2021
 SCALE: 1" = 20'-0"
 PROJ. NO.: 1819500

SHEET NO.
L-193



0' 10' 20' 40' 60'



IRRIGATION NOTES


- THIS SYSTEM IS DESIGNED TO OPERATE AT A MAXIMUM FLOW OF 1131 GPM WITH A MINIMUM 100 PSI STATIC P.S.I. AT THE POINT OF CONNECTION. CONTRACTOR SHALL VERIFY PRESSURE PRIOR TO BEGINNING WORK. CONTACT DISTRICT IMMEDIATELY SHOULD DISCREPANCY ARISE AND RE-DIRECT WORK TO AVOID DELAY.
- CONTRACTOR SHALL COORDINATE ELECTRICAL SUPPLY WITH GENERAL CONTRACTOR. GENERAL CONTRACTOR SHALL STUB APPROPRIATE POWER SUPPLY IN VICINITY OF CONTROLLER LOCATION.
- IRRIGATION SYSTEM DESIGN IS DIAGRAMMATIC. WHERE PIPING, VALVES, QUICK COUPLERS, ETC. ARE SHOWN OUTSIDE PLANTING AREAS, OR LIMIT OF WORK, INTENT IS FOR PIPING, VALVES, ETC. TO BE INSTALLED WITHIN PLANTING AREAS OF PROPERTY. INDICATE EXACT LOCATIONS OF IRRIGATION EQUIPMENT ON RECORD DRAWINGS. REFER TO SPECIFICATIONS.
- CONTRACTOR SHALL PROGRAM CONTROLLER TO ENSURE PROPER IRRIGATION. BASED ON PLANT TYPE, EXPOSURE AND SEASON.
- CONTRACTOR SHALL USE EXTREME CARE WHERE IT IS NECESSARY TO TRENCH NEAR EXISTING TREES. EXCAVATION IN AREAS EXHIBITING ROOT 3" AND LARGER SHALL BE DONE BY HAND. ROOTS 2" OR LARGER IN DIAMETER DAMAGED IN CONSTRUCTION SHALL BE CLEANLY CUT.
- CONTRACTOR SHALL MAKE MINOR ADJUSTMENTS TO HEAD LOCATIONS IN FIELD AS NECESSARY.
- CONTRACTOR SHALL REFER TO DETAILS AND SPECIFICATIONS FOR ADDITIONAL INFORMATION.
- ALL IRRIGATION COMPONENTS SHALL HAVE RECYCLED WATER IDENTIFIERS EXCEPT IRRIGATION BOXES. REFER TO SPECIFICATIONS.

IDENTIFICATION STAMP
DIV. OF THE STATE ARCHITECT
APP: 02-118588 INC.
REVIEWED FOR
SS FLS ACS
DATE: 01/20/2021

VERDE DESIGN
LANDSCAPE ARCHITECTURE
CIVIL ENGINEERING
SPORT PLANNING & DESIGN
1843 Iron Point Rd, Suite 140
Folsom, CA 95630
Tel: 916-415-6554
Fax: 916-415-6555
www.VerdeDesignInc.com

IRRIGATION LEGEND

SYM.	MANFC.	MODEL NO./ DESCRIPTION	RAD.	GPM	PSI	DTL REF
⊙	HUNTER	STK-6: ST-1600 VAH SYSTEM SYNTHETIC TURF ROTOR IN SYNTHETIC	128	131	90	A U-552
⊙	HUNTER	I-50-06-SS-R-ON #20 FULL/ADJUSTABLE SPRAY ROTOR	54	19.1	40	P U-551
⊙	HUNTER	I-20-06-PR-R-2.0LA FULL/ADJUSTABLE SPRAY ROTOR	22'-26"	2.1	50	P U-551
⊙	HUNTER	EXISTING I-40 TO BE REUSED	-	-	-	-
⊙	HUNTER	PROS-12-R-CV-NSI-17A W/ MP ROTATOR NOZZLES	15'-17"	.58-4.6	30	Q U-551
⊙	HUNTER	PROS 12-R-CV-NSA-6A-12A W/ MP ROTATOR NOZZLES	5'-1'2"	.37-1.68	30	Q U-551
⊙	NIBCO	GATE VALVES 2" AND SMALLER SHALL BE NIBCO T-113. FOR VALVES ABOVE 2" IN SIZE UTILIZE NIBCO F-619 FLANGED VALVE WITH SQUARE OPERATING NUT.				DJ U-551
⊙	RAIN BIRD	44NPR QUICK COUPLER VALVE				H U-551
⊙	SUPERIOR	REMOTE CONTROL VALVE - BRASS VALVES 950, SIZE PER PLAN				H U-551
BP		NEW V-P-POWER BOOSTER PUMP IN IRRIGATION EQUIPMENT ENCLOSURE				B U-552
A		IMPERIAL COACH'S SWITCH				O U-551
C		HUNTER ACC 42 STATION PEDESTAL MOUNT CONTROLLER				N U-551
F		FEBCO 4" BACKFLOW PREVENTER, MODEL NO. 860.				B U-551
F		HUNTER FLOW SENSOR				C U-552
MV		MASTER VALVE				C U-551
⊙		ADJUSTABLE AND FULL ROTORS TO REMAIN				-
LIMIT OF WORK						
---		3/4" LATERAL LINE - SCHEDULE 40 PVC PIPE & SOLVENT WELD FITTINGS, AT 18" DEPTH.				K/L U-551
---		1" LATERAL LINE - SCHEDULE 40 PVC PIPE & SOLVENT WELD FITTINGS, AT 18" DEPTH.				K/L U-551
---		1 1/4" LATERAL LINE - SCHEDULE 40 PVC PIPE & SOLVENT WELD FITTINGS, AT 18" DEPTH.				K/L U-551
---		1 1/2" LATERAL LINE - SCHEDULE 40 PVC PIPE & SOLVENT WELD FITTINGS, AT 18" DEPTH.				K/L U-551
---		2" LATERAL LINE - SCHEDULE 40 PVC PIPE & SOLVENT WELD FITTINGS, AT 18" DEPTH.				K/L U-551
---		2 1/2" LATERAL LINE - SCHEDULE 40 PVC PIPE & SOLVENT WELD FITTINGS, AT 18" DEPTH.				K/L U-551
---		3" LATERAL LINE - SCHEDULE 40 PVC PIPE & SOLVENT WELD FITTINGS, AT 18" DEPTH.				K/L U-551
---		EXISTING MAIN LINE				-
---		3" MAIN LINE - CLASS 200 PVC PIPE & RING-TITE FITTINGS AT 24" DEPTH				-
---		4" MAIN LINE - CLASS 200 PVC PIPE WITH DUCTILE IRON FITTINGS AND MECHANICAL RESTRAINTS AT 24" DEPTH.				-
---		EXISTING MAINLINE. CONTRACTOR TO VERIFY APPROXIMATE LOCATION PRIOR TO CONSTRUCTION.				-
---		SLEEVES CLASS 200 PVC. SIZE TO BE TWICE THE SIZE OF TOTAL PIPE DIAMETERS WITHIN THE SLEEVE, OR AS NOTED, WITH 30" COVER.				-
①		CONTRACTOR TO TIE IN NEW MAINLINE AT APPROXIMATE LOCATION.				-
②		IRRIGATION EQUIPMENT ENCLOSURE				A U-551
②		IRRIGATION ROTORS AND LATERAL LINES TO BE ADJUSTED. REMOTE CONTROL VALVE TO REMAIN AND BE PROTECTED.				-
P.O.C.		POINTS OF CONNECTION - TIE PROPOSED MAIN LINE TO EXISTING MAINLINE. CONTRACTOR SHALL VERIFY LOCATION OF EXISTING SUPPLY LINE AND WATER PRESSURE. PROVIDE STATIC WATER PRESSURE RATING TO OWNER'S REPRESENTATIVE.				-
①		CONTROLLER STATION NUMBER				-
①		APPROX. GPM FLOW THROUGH VALVE				-
①		CONTROL VALVE SIZE				-



CONSULTANT

SHEET TITLE
IRRIGATION PLAN - STADIUM ENTRY WAY AND WALK

PROJECT NAME
MESA VERDE HIGH SCHOOL ATHLETIC FACILITY IMPROVEMENTS

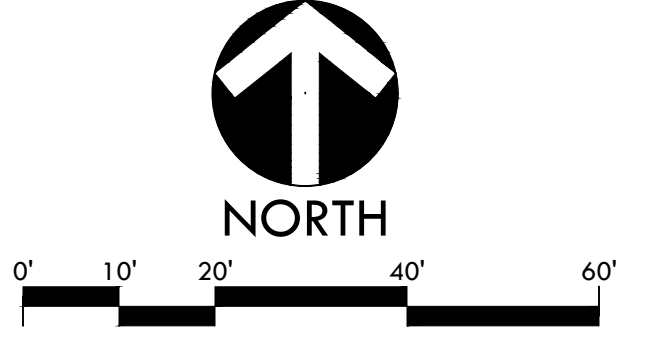
PROJECT ADDRESS
**7501 CARRIAGE DRIVE
CITRUS HEIGHTS, CA
95621**

SUBMITTAL	DATE
50% SUBMITTAL	08/13/2020
DSA SUBMITTAL	10/15/2020
DSA BACKCHECK SUBMITTAL	01/20/2022

NO.	REVISIONS	DATE

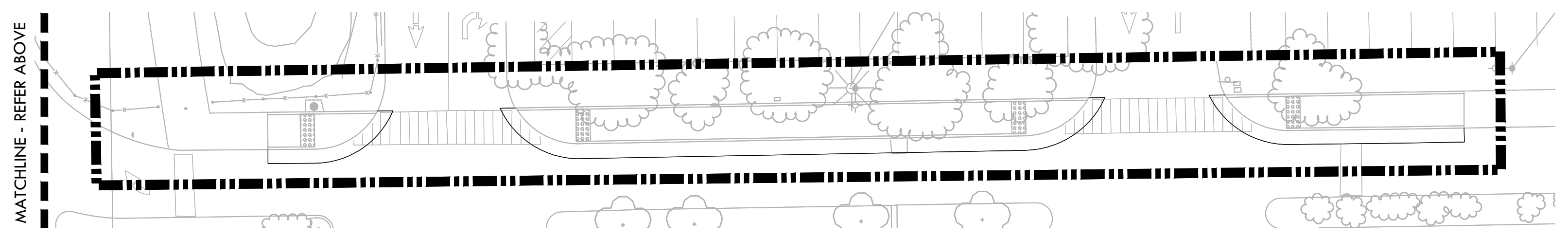
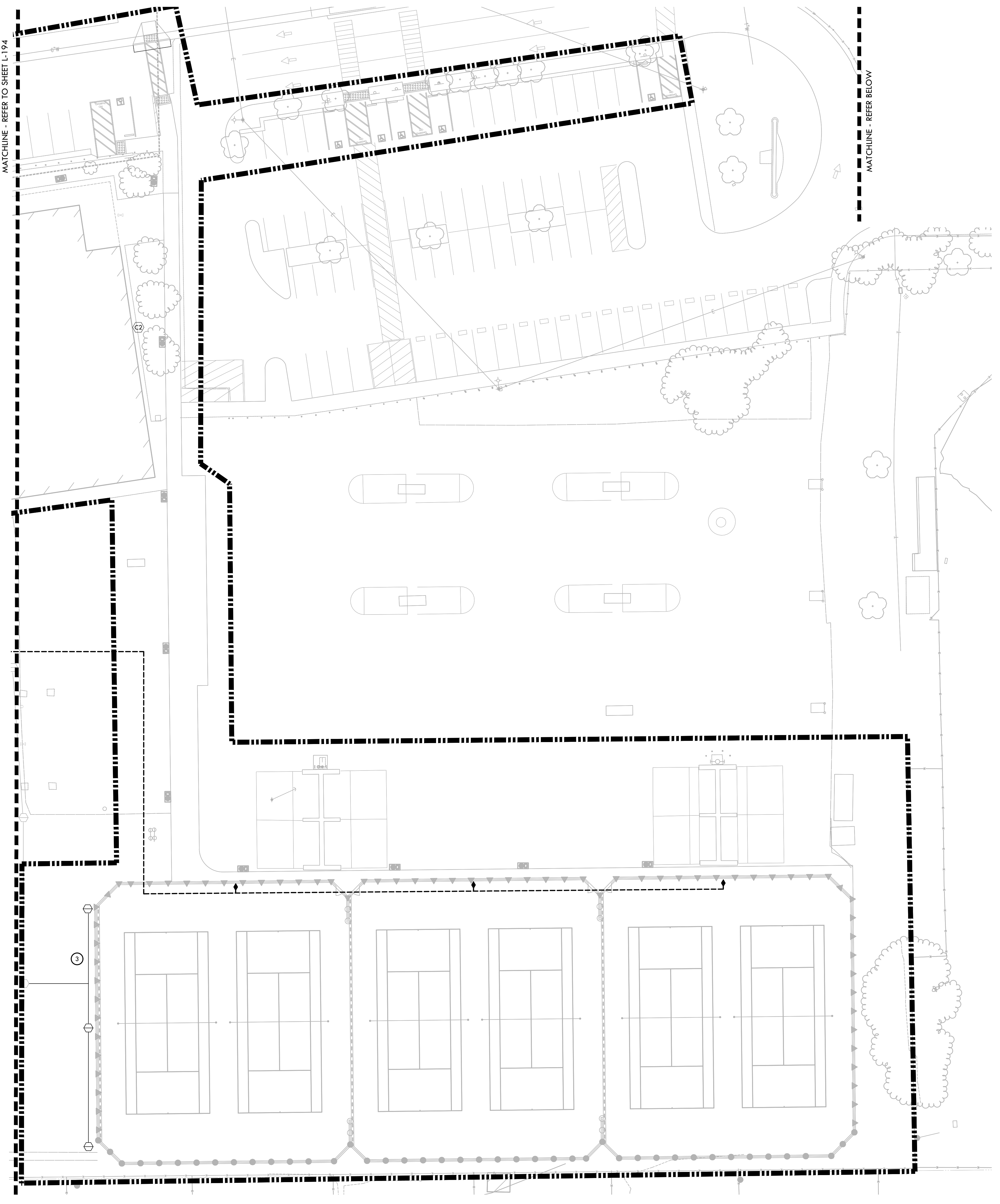
DRAWN BY: AC
CHECKED BY: CS/MB
DATE ISSUED: 01/20/2021
SCALE: 1" = 20'-0"
PROJ. NO.: 1819500

SHEET NO.: **L-194**



ALL DESIGN, DIMENSIONS, AND MATERIALS ARE THE PROPERTY OF VERDE DESIGN, INC. AND WERE CREATED, DEVELOPED, AND DELIVERED FOR USE ON AND IN CONNECTION WITH THE SPECIFIED PROJECT. NONE OF SUCH DESIGN, DIMENSIONS, ARRANGEMENTS OR PLANS SHALL BE USED, REPRODUCED, OR PUBLISHED IN WHOLE OR IN PART, OR DISCLOSED TO ANY PERSON, FIRM, OR CORPORATION FOR ANY PURPOSES WITHOUT WRITTEN PERMISSION OF VERDE DESIGN, INC.

ALL DESIGN, ENGINEERING, ARCHITECTURE, AND CONSTRUCTION SERVICES PROVIDED BY VERDE DESIGN, INC. ARE THE PROPERTY OF VERDE DESIGN, INC. AND WILL BE PROVIDED TO YOU ON A NON-EXCLUSIVE BASIS. VERDE DESIGN, INC. WILL NOT BE RESPONSIBLE FOR ANY REVISIONS OR CORRECTIONS TO ANY DESIGN, ENGINEERING, ARCHITECTURE, OR CONSTRUCTION SERVICES PROVIDED BY VERDE DESIGN, INC. WITHOUT WRITTEN PERMISSION OF VERDE DESIGN, INC.




IRRIGATION NOTES

- THIS SYSTEM IS DESIGNED TO OPERATE AT A MAXIMUM FLOW OF 131 GPM WITH A MINIMUM 100' STATIC P.S.I. AT THE POINT OF CONNECTION. CONTRACTOR SHALL VERIFY PRESSURE PRIOR TO BEGINNING WORK. CONTACT DISTRICT IMMEDIATELY SHOULD DISCREPANCY ARISE AND RE-DIRECT WORK TO AVOID DELAY.
- CONTRACTOR SHALL COORDINATE ELECTRICAL SUPPLY WITH GENERAL CONTRACTOR. GENERAL CONTRACTOR SHALL STUB APPROPRIATE POWER SUPPLY IN VICINITY OF CONTROLLER LOCATION.
- IRRIGATION SYSTEM DESIGN IS DIAGRAMMATIC. WHERE PIPING, VALVES, QUICK COUPLERS, ETC. ARE SHOWN OUTSIDE PLANTING AREAS, OR LIMIT OF WORK, INTENT IS FOR PIPING, VALVES, ETC. TO BE INSTALLED WITHIN PLANTING AREAS OF PROPERTY. INDICATE EXACT LOCATIONS OF IRRIGATION EQUIPMENT ON RECORD DRAWINGS. REFER TO SPECIFICATIONS.
- CONTRACTOR SHALL PROGRAM CONTROLLER TO ENSURE PROPER IRRIGATION. BASED ON PLANT TYPE, EXPOSURE AND SEASON.
- CONTRACTOR SHALL USE EXTREME CARE WHERE IT IS NECESSARY TO TRENCH NEAR EXISTING TREES. EXCAVATION IN AREAS EXHIBITING ROOT 3" AND LARGER SHALL BE DONE BY HAND. ROOTS 2" OR LARGER IN DIAMETER DAMAGED IN CONSTRUCTION SHALL BE CLEANLY CUT.
- CONTRACTOR SHALL MAKE MINOR ADJUSTMENTS TO HEAD LOCATIONS IN FIELD AS NECESSARY.
- CONTRACTOR SHALL REFER TO DETAILS AND SPECIFICATIONS FOR ADDITIONAL INFORMATION.
- ALL IRRIGATION COMPONENTS SHALL HAVE RECYCLED WATER IDENTIFIERS EXCEPT IRRIGATION BOXES. REFER TO SPECIFICATIONS.

IDENTIFICATION STAMP
 DIV. OF THE STATE ARCHITECT
 APP: 02-118588 INC.
 REVIEWED FOR
 SS FLS ACS
 DATE: 01/20/2021

VERDE DESIGN
 LANDSCAPE ARCHITECTURE
 CIVIL ENGINEERING
 SPORT PLANNING & DESIGN
 1843 Iron Point Rd, Suite 140
 Folsom, CA 95630
 Tel: 916-415-6554
 Fax: 916-415-6555
 www.VerdeDesigninc.com

STAMP



CONSULTANT

IRRIGATION LEGEND

SYM.	MANFC.	MODEL NO./ DESCRIPTION	RAD.	GPM	PSI	DTL REF.
⊙	HUNTER	STK-6: ST-1600 VAH SYSTEM SYNTHETIC TURF ROTOR IN SYNTHETIC	128	131	90	(A) U-552
⊙	HUNTER	I-50-06-SS-R-ON #20 FULL/ADJUSTABLE SPRAY ROTOR	54	19.1	40	(P) U-551
⊙	HUNTER	I-20-06-PRB-R-2.0LA FULL/ADJUSTABLE SPRAY ROTOR	22'-26'	2.1	50	(P) U-551
⊙	HUNTER	EXISTING I-40 TO BE REUSED	-	-	-	(P) U-551
⊙	HUNTER	PROS-12-R-CV-NSI-17A W/ MP ROTATOR NOZZLES	15'-17'	.58-4.6	30	(Q) U-551
⊙	HUNTER	PROS 12-R-CV-NSA-6A-12A W/ MP ROTATOR NOZZLES	5'-12'	.37-1.68	30	(Q) U-551
⊙	NIBCO	GATE VALVES 2" AND SMALLER SHALL BE NIBCO T-113. FOR VALVES ABOVE 2" IN SIZE UTILIZE NIBCO F-619 FLANGED VALVE WITH SQUARE OPERATING NUT.				(D) U-551
⊙	RAIN BIRD	44NPR QUICK COUPLER VALVE				(D) U-551
⊙	SUPERIOR	REMOTE CONTROL VALVE - BRASS VALVES 9/50, SIZE PER PLAN				(H) U-551
BP		NEW V-POWER BOOSTER PUMP IN IRRIGATION EQUIPMENT ENCLOSURE				(B) U-552
A		IMPERIAL COACH'S SWITCH				(O) U-551
C		HUNTER ACC 42 STATION PEDESTAL MOUNT CONTROLLER				(N) U-551
F		FEBCO 4" BACKFLOW PREVENTER, MODEL NO. 860.				(B) U-551
F		HUNTER FLOW SENSOR				(C) U-552
MV		MASTER VALVE				(C) U-551
⊙		ADJUSTABLE AND FULL ROTORS TO REMAIN				(C) U-551
LIMIT OF WORK						
---		3/4" LATERAL LINE - SCHEDULE 40 PVC PIPE & SOLVENT WELD FITTINGS, AT 18" DEPTH.				(K/L) U-551
---		1" LATERAL LINE - SCHEDULE 40 PVC PIPE & SOLVENT WELD FITTINGS, AT 18" DEPTH.				(K/L) U-551
---		1 1/4" LATERAL LINE - SCHEDULE 40 PVC PIPE & SOLVENT WELD FITTINGS, AT 18" DEPTH.				(K/L) U-551
---		1 1/2" LATERAL LINE - SCHEDULE 40 PVC PIPE & SOLVENT WELD FITTINGS, AT 18" DEPTH.				(K/L) U-551
---		2" LATERAL LINE - SCHEDULE 40 PVC PIPE & SOLVENT WELD FITTINGS, AT 18" DEPTH.				(K/L) U-551
---		2 1/2" LATERAL LINE - SCHEDULE 40 PVC PIPE & SOLVENT WELD FITTINGS, AT 18" DEPTH.				(K/L) U-551
---		3" LATERAL LINE - SCHEDULE 40 PVC PIPE & SOLVENT WELD FITTINGS, AT 18" DEPTH.				(K/L) U-551
---		EXISTING MAIN LINE				
---		3" MAIN LINE - CLASS 200 PVC PIPE & RING-TITE FITTINGS AT 24" DEPTH				
---		4" MAIN LINE - CLASS 200 PVC PIPE WITH DUCTILE IRON FITTINGS AND MECHANICAL RESTRAINTS AT 24" DEPTH.				
---		EXISTING MAINLINE. CONTRACTOR TO VERIFY APPROXIMATE LOCATION PRIOR TO CONSTRUCTION.				
---		SLEEVES CLASS 200 PVC. SIZE TO BE TWICE THE SIZE OF TOTAL PIPE DIAMETERS WITHIN THE SLEEVE, OR AS NOTED, WITH 30" COVER.				
①		CONTRACTOR TO TIE IN NEW MAINLINE AT APPROXIMATE LOCATION.				
②		IRRIGATION EQUIPMENT ENCLOSURE				(A) U-551
③		IRRIGATION ROTORS AND LATERAL LINES TO BE ADJUSTED. REMOTE CONTROL VALVE TO REMAIN AND BE PROTECTED.				
P.O.C.		POINTS OF CONNECTION - TIE PROPOSED MAIN LINE TO EXISTING MAINLINE. CONTRACTOR SHALL VERIFY LOCATION OF EXISTING SUPPLY LINE AND WATER PRESSURE. PROVIDE STATIC WATER PRESSURE RATING TO OWNER'S REPRESENTATIVE.				
1"		APPROX. GPM FLOW THROUGH VALVE				
1"		CONTROL VALVE SIZE				

SHEET TITLE

IRRIGATION PLAN - TENNIS

PROJECT NAME

MESA VERDE HIGH SCHOOL ATHLETIC FACILITY IMPROVEMENTS

PROJECT ADDRESS

7501 CARRIAGE DRIVE
CITRUS HEIGHTS, CA
95621

SUBMITTAL

SUBMITTAL	DATE
50% SUBMITTAL	08/13/2020
DSA SUBMITTAL	10/15/2020
DSA BACKCHECK SUBMITTAL	01/20/2021

NO. REVISIONS

NO.	REVISIONS	DATE
1		
2		
3		
4		
5		

DRAWN BY

AC CS/MB

DATE ISSUED

01/20/2021 SCALE 1" = 20'-0"

PROJ. NO.

1819500

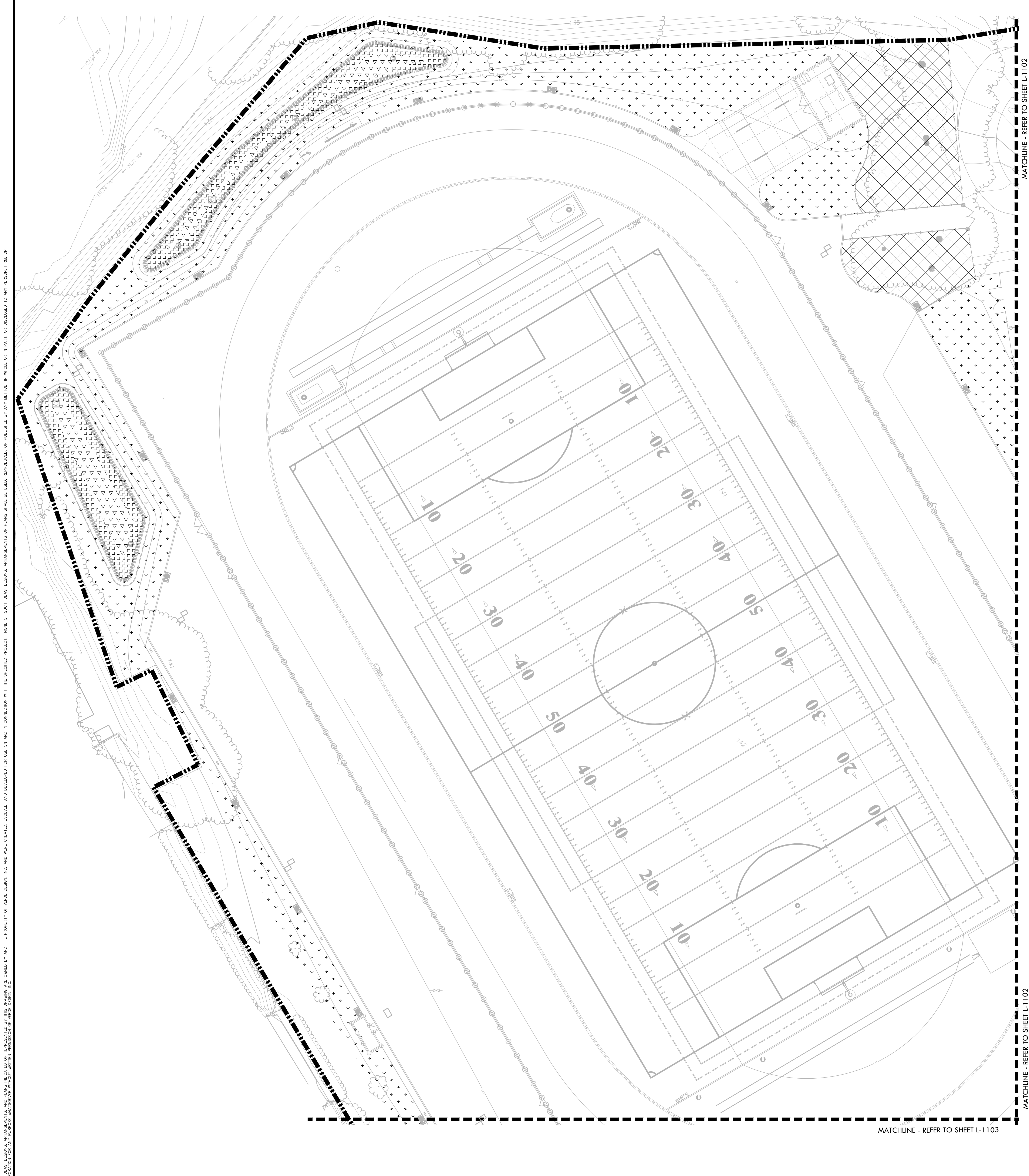
SHEET NO.

L-195



0' 10' 20' 40' 60'

IRRIGATION PLAN - TENNIS




PLANTING NOTES

- CONTRACTOR SHALL PROTECT AND MAINTAIN ALL PLANT MATERIAL FROM TIME OF DELIVERY TO TIME OF FINAL ACCEPTANCE. OWNER SHALL NOT BE RESPONSIBLE FOR LOSSES DUE TO VANDALISM, THEFT OR SEVERE WEATHER.
- CONTRACTOR SHALL PLACE PLANT MATERIALS SO THEY DO NOT INTERFERE WITH IRRIGATION SYSTEM OR INHIBIT REQUIRED COVERAGE. PLANT LOCATIONS MAY BE ADJUSTED AS LONG AS DESIGN INTENT IS NOT COMPROMISED. CONTRACTOR SHALL SET OUT PLANT MATERIAL AS PER PLAN AND RECEIVE ACCEPTANCE FROM OWNER'S REPRESENTATIVE WITH RESPECT TO PLANT HEALTH AND LOCATION PRIOR TO INSTALLATION. CONTRACTOR SHALL GIVE MINIMUM 2 WORKING DAYS NOTICE FOR OBSERVATION AND SHALL HAVE ALL PLANT MATERIAL IN SPECIFIED LOCATIONS FOR REVIEW AT ONE TIME. CONTRACTOR SHALL REPLACE ANY MATERIAL AS REQUESTED BY DISTRICT'S REPRESENTATIVE.
- ALL NON-TURF PLANTING (NOT BIORETENTION) AREAS SHALL RECEIVE A 3" LAYER OF BARK MULCH TOP DRESS (UNLESS NOTED OTHERWISE). REFER TO SPECIFICATIONS.
- WHEN WORK HAS TO OCCUR UNDER THE DRIFLINE OF EXISTING TREES NOT SCHEDULED FOR REMOVAL, THE CONTRACTOR SHALL USE ALL POSSIBLE CARE TO AVOID INJURY TO THE TREES AND TREE ROOTS. GRADE IN LINES RADIAL TO THE EXISTING TREES RATHER THAN TANGENTIAL. ALL PARTIAL CUTS OR TEARS THROUGH ROOTS TWO INCHES IN DIAMETER AND LARGER SHALL BE CUT CLEAN. TRENCHES ADJACENT TO TREES SHALL BE FILLED WITHIN 24 HOURS AFTER EXCAVATION, BUT WHERE THIS IS NOT POSSIBLE, THE SIDE OF THE TRENCH ADJACENT TO THE TREE, AND ANY EXPOSED ROOTS SHALL BE KEPT SHADED AND MOIST WITH DAMPENED BURLAP OR CANVAS.
- ALL TURF, MULCH AND PLANTERS TO RECEIVE SOIL AMENDMENTS AND SOIL PREPARATION PER SPECIFICATIONS UNLESS OTHERWISE NOTED.

IDENTIFICATION STAMP
 DIV. OF THE STATE ARCHITECT
 APP: 02-118598 INC.
 REVIEWED FOR
 SS FLS ACS
 DATE: 01/20/2021

VERDE DESIGN
 LANDSCAPE ARCHITECTURE
 CIVIL ENGINEERING
 SPORT PLANNING & DESIGN
 1843 Iron Point Rd, Suite 140
 Folsom, CA 95630
 Tel: 916-415-6554
 Fax: 916-415-6525
 www.VerdeDesign.com



PLANTING LEGEND

SYM	QTY	SIZE	BOTANICAL/Common NAME	WUCOLS CLASSIFICATION	SPACING/ COMMENTS	DLE REF
MISCELLANEOUS						
[Symbol]			"NO-MOW" NATIVE PRESERVATION MIX, REFER TO SPECIFICATIONS.			
[Symbol]			SOD, REFER TO SPECIFICATIONS			
[Symbol]			MULCH - REFER TO SPECIFICATIONS			
BIORETENTION AREA - SHRUBS AND GRASSES						
[Symbol]	513	1 GAL	JUNCUS PATENS CALIFORNIA GRAY RUSH		2' O.C.	MEDIUM
[Symbol]	1561	1 GAL	CAREX PRAEGRACILIS CLUSTERED FIELD SEDGE		1'-6" O.C.	MEDIUM

CONSULTANT

SHEET TITLE
PLANTING PLAN - NORTH

PROJECT NAME
MESA VERDE HIGH SCHOOL ATHLETIC FACILITY IMPROVEMENTS

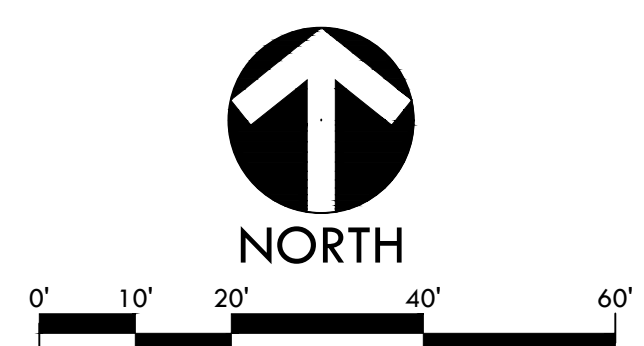
PROJECT ADDRESS
**7501 CARRIAGE DRIVE
 CITRUS HEIGHTS, CA
 95621**

SUBMITTAL	DATE
50% SUBMITTAL	08/13/2020
DSA SUBMITTAL	10/15/2020
DSA BACKCHECK SUBMITTAL	01/20/2021

NO.	REVISIONS	DATE
△		
△		
△		
△		
△		

DRAWN BY: AL
 CHECKED BY: CS/MB
 DATE ISSUED: 01/20/2021
 SCALE: 1" = 20'-0"
 PROJ. NO.: 1819500

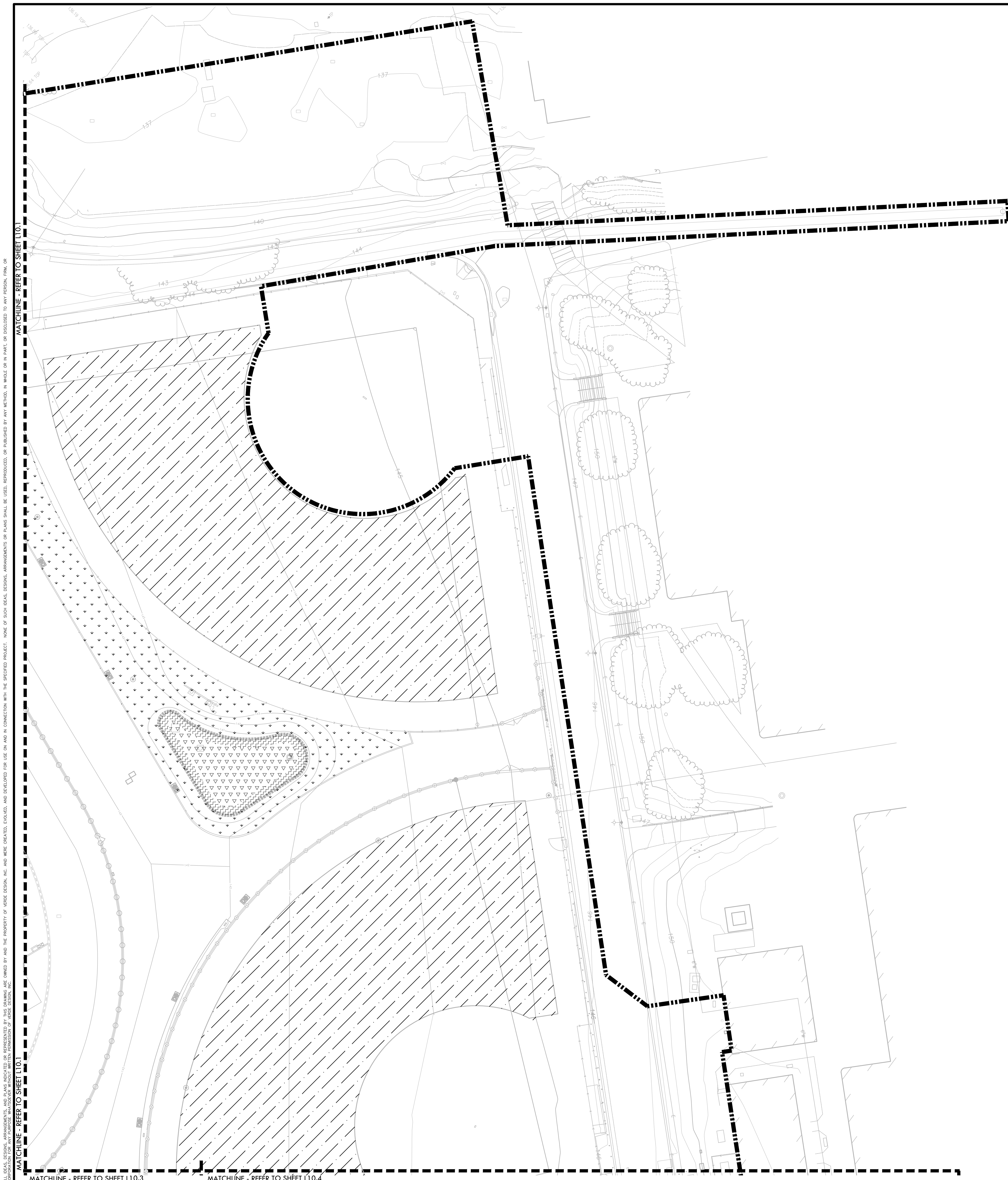
SHEET NO.: **L-1101**
PLANTING PLAN - NORTH



ALL DESIGN, CONSTRUCTION, AND/OR PLANTING MATERIALS ARE THE PROPERTY OF VERDE DESIGN, INC. AND WERE CREATED, DEVELOPED, AND DELIVERED FOR USE IN AND IN CONNECTION WITH THE SPECIFIED PROJECT. NONE OF SUCH DESIGN, CONSTRUCTION, OR PLANTING MATERIALS SHALL BE USED, REPRODUCED, OR PUBLISHED IN WHOLE OR IN PART, OR DISCLOSED TO ANY PERSON, FIRM, OR CORPORATION FOR ANY PURPOSE WITHOUT THE WRITTEN PERMISSION OF VERDE DESIGN, INC.
 DRAWING NAME: I:\Projects\2021\1819500 - Mesa Verde HS - 500 - AutoCAD\L111_P1.dwg
 PLOT DATE: 01-13-21 PLOTTED BY: station46

MATCHLINE - REFER TO SHEET L-1102
 MATCHLINE - REFER TO SHEET L-1102
 MATCHLINE - REFER TO SHEET L-1102

MATCHLINE - REFER TO SHEET L-1103



PLANTING NOTES


1. CONTRACTOR SHALL PROTECT AND MAINTAIN ALL PLANT MATERIAL FROM TIME OF DELIVERY TO TIME OF FINAL ACCEPTANCE. OWNER SHALL NOT BE RESPONSIBLE FOR LOSSES DUE TO VANDALISM, THEFT OR SEVERE WEATHER.
2. CONTRACTOR SHALL PLACE PLANT MATERIALS SO THEY DO NOT INTERFERE WITH IRRIGATION SYSTEM OR INHIBIT REQUIRED COVERAGE. PLANT LOCATIONS MAY BE ADJUSTED AS LONG AS DESIGN INTENT IS NOT COMPROMISED. CONTRACTOR SHALL SET OUT PLANT MATERIAL AS PER PLAN AND RECEIVE ACCEPTANCE FROM OWNER'S REPRESENTATIVE WITH RESPECT TO PLANT HEALTH AND LOCATION PRIOR TO INSTALLATION. CONTRACTOR SHALL GIVE MINIMUM 2 WORKING DAYS NOTICE FOR OBSERVATION AND SHALL HAVE ALL PLANT MATERIAL IN SPECIFIED LOCATIONS FOR REVIEW AT ONE TIME. CONTRACTOR SHALL REPLACE ANY MATERIAL AS REQUESTED BY DISTRICT'S REPRESENTATIVE.
3. ALL NON-TURF PLANTING (NOT BIORETENTION) AREAS SHALL RECEIVE A 3" LAYER OF BARK MULCH TOP DRESS (UNLESS NOTED OTHERWISE). REFER TO SPECIFICATIONS.
4. WHEN WORK HAS TO OCCUR UNDER THE DRIPLINE OF EXISTING TREES NOT SCHEDULED FOR REMOVAL, THE CONTRACTOR SHALL USE ALL POSSIBLE CARE TO AVOID INJURY TO THE TREES AND TREE ROOTS. GRADE IN LINES RADIAL TO THE EXISTING TREES RATHER THAN TANGENTIAL. ALL PARTIAL CUTS OR TEARS THROUGH ROOTS TWO INCHES IN DIAMETER AND LARGER SHALL BE CUT CLEAN. TRENCHES ADJACENT TO TREES SHALL BE FILLED WITHIN 24 HOURS AFTER EXCAVATION, BUT WHERE THIS IS NOT POSSIBLE, THE SIDE OF THE TRENCH ADJACENT TO THE TREE, AND ANY EXPOSED ROOTS SHALL BE KEPT SHADED AND MOIST WITH DAMPENED BURLAP OR CANVAS.
5. ALL TURF, MULCH AND PLANTERS TO RECEIVE SOIL AMENDMENTS AND SOIL PREPARATION PER SPECIFICATIONS UNLESS OTHERWISE NOTED.

IDENTIFICATION STAMP
 DIV. OF THE STATE ARCHITECT
 APP: 02-118588 INC:
 REVIEWED FOR:
 SS FLS ACS
 DATE: 01/20/2021



VERDE DESIGN
 LANDSCAPE ARCHITECTURE
 CIVIL ENGINEERING
 SPORT PLANNING & DESIGN
 1843 Iron Point Rd, Suite 140
 Folsom, CA 95630
 tel: 916-415-6554
 fax: 916-415-6525
 www.VerdeDesignInc.com

STAMP



CONSULTANT

PLANTING LEGEND

SYM	QTY	SIZE	BOTANICAL/Common Name	WUCOLS CLASSIFICATION	SPACING/Comments	DLE REF
MISCELLANEOUS						
[Symbol]			"NO-MOW" NATIVE PRESERVATION MIX, REFER TO SPECIFICATIONS.			
[Symbol]			SOD, REFER TO SPECIFICATIONS			
[Symbol]			MULCH - REFER TO SPECIFICATIONS			
BIORETENTION AREA - SHRUBS AND GRASSES						
[Symbol]	513	1 GAL	JUNCUS PATENS CALIFORNIA GRAY RUSH		2' O.C.	MEDIUM
[Symbol]	1561	1 GAL	CAREX PRAEGRACILIS CLUSTERED FIELD SEDGE		1'-6" O.C.	MEDIUM

SHEET TITLE

**PLANTING
 PLAN - SOUTH**

PROJECT NAME

**MESA VERDE
 HIGH SCHOOL
 ATHLETIC FACILITY
 IMPROVEMENTS**

PROJECT ADDRESS

**7501 CARRIAGE DRIVE
 CITRUS HEIGHTS, CA
 95621**

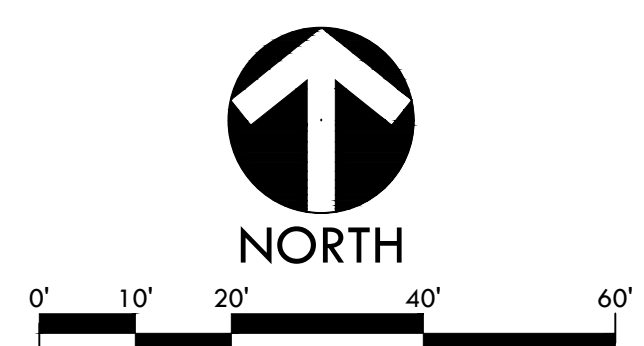
SUBMITTAL	DATE
50% SUBMITTAL	08/13/2020
DSA SUBMITTAL	10/15/2020
DSA BACKCHECK SUBMITTAL	01/20/2021

NO.	REVISIONS	DATE
△		
△		
△		
△		
△		

DRAWN BY AL	CHECKED BY CS/MB
DATE ISSUED 01/20/2021	SCALE 1" = 20'-0"
PROJ. NO. 1819500	

SHEET NO.
L-1102

PLANTING PLAN - SOUTH



MATCHLINE - REFER TO SHEET L10.1
 MATCHLINE - REFER TO SHEET L10.3
 MATCHLINE - REFER TO SHEET L10.4
 ALL DESIGN, DIMENSIONS, AND MATERIALS ARE THE PROPERTY OF VERDE DESIGN, INC. AND WERE CREATED, DEVELOPED, AND DELIVERED FOR USE ON AND IN CONNECTION WITH THE SPECIFIED PROJECT. NONE OF SUCH DESIGN, DIMENSIONS, ARRANGEMENTS OR PLANS SHALL BE USED, REPRODUCED, OR PUBLISHED BY ANY METHOD, IN WHOLE OR IN PART, OR DISCLOSED TO ANY PERSON, FIRM, OR CORPORATION FOR ANY PURPOSE WITHOUT THE WRITTEN PERMISSION OF VERDE DESIGN, INC.
 PLOT DATE: 01-13-21 PLOTTED BY: station48

PLANTING NOTES

- CONTRACTOR SHALL PROTECT AND MAINTAIN ALL PLANT MATERIAL FROM TIME OF DELIVERY TO TIME OF FINAL ACCEPTANCE. OWNER SHALL NOT BE RESPONSIBLE FOR LOSSES DUE TO VANDALISM, THEFT OR SEVERE WEATHER.
- CONTRACTOR SHALL PLACE PLANT MATERIALS SO THEY DO NOT INTERFERE WITH IRRIGATION SYSTEM OR INHIBIT REQUIRED COVERAGE. PLANT LOCATIONS MAY BE ADJUSTED AS LONG AS DESIGN INTENT IS NOT COMPROMISED. CONTRACTOR SHALL SET OUT PLANT MATERIAL AS PER PLAN AND RECEIVE ACCEPTANCE FROM OWNER'S REPRESENTATIVE WITH RESPECT TO PLANT HEALTH AND LOCATION PRIOR TO INSTALLATION. CONTRACTOR SHALL GIVE MINIMUM 2 WORKING DAYS NOTICE FOR OBSERVATION AND SHALL HAVE ALL PLANT MATERIAL IN SPECIFIED LOCATIONS FOR REVIEW AT ONE TIME. CONTRACTOR SHALL REPLACE ANY MATERIAL AS REQUESTED BY DISTRICT'S REPRESENTATIVE.
- ALL NON-TURF PLANTING (NOT BIORETENTION) AREAS SHALL RECEIVE A 3" LAYER OF BARK MULCH TOP DRESS (UNLESS NOTED OTHERWISE). REFER TO SPECIFICATIONS.
- WHEN WORK HAS TO OCCUR UNDER THE DRIPLINE OF EXISTING TREES NOT SCHEDULED FOR REMOVAL, THE CONTRACTOR SHALL USE ALL POSSIBLE CARE TO AVOID INJURY TO THE TREES AND TREE ROOTS. GRADE IN LINES RADIAL TO THE EXISTING TREES RATHER THAN TANGENTIAL. ALL PARTIAL CUTS OR TEARS THROUGH ROOTS TWO INCHES IN DIAMETER AND LARGER SHALL BE CUT CLEAN. TRENCHES ADJACENT TO TREES SHALL BE FILLED WITHIN 24 HOURS AFTER EXCAVATION, BUT WHERE THIS IS NOT POSSIBLE, THE SIDE OF THE TRENCH ADJACENT TO THE TREE, AND ANY EXPOSED ROOTS SHALL BE KEPT SHADED AND MOIST WITH DAMPENED BURLAP OR CANVAS.
- ALL TURF, MULCH AND PLANTERS TO RECEIVE SOIL AMENDMENTS AND SOIL PREPARATION PER SPECIFICATIONS UNLESS OTHERWISE NOTED.

IDENTIFICATION STAMP
 DIV. OF THE STATE ARCHITECT
 APP: 02-118588 INC.
 REVIEWED FOR
 SS FLS ACS
 DATE: 01/20/2021

VERDE DESIGN
 LANDSCAPE ARCHITECTURE
 CIVIL ENGINEERING
 SPORT PLANNING & DESIGN
 1843 Iron Point Rd, Suite 140
 Folsom, CA 95630
 Tel: 916-415-6554
 Fax: 916-415-6525
 www.VerdeDesignInc.com



PLANTING LEGEND

SYM	QTY	SIZE	BOTANICAL/Common NAME	WUCOLS CLASSIFICATION	SPACING/ COMMENTS	DIST REF
MISCELLANEOUS						
[Symbol]			'NO-MOW' NATIVE PRESERVATION MIX, REFER TO SPECIFICATIONS.			
[Symbol]			SOD, REFER TO SPECIFICATIONS			
[Symbol]			MULCH - REFER TO SPECIFICATIONS			
BIORETENTION AREA - SHRUBS AND GRASSES						
[Symbol]	513	1 GAL	JUNCUS PATENS CALIFORNIA GRAY RUSH		2' O.C.	MEDIUM
[Symbol]	1561	1 GAL	CAREX PRAEGRACILIS CLUSTERED FIELD SEDGE		1'-6" O.C.	MEDIUM

CONSULTANT

SHEET TITLE
**PLANTING
 PLAN - THROWS AREA**

PROJECT NAME
**MESA VERDE
 HIGH SCHOOL
 ATHLETIC FACILITY
 IMPROVEMENTS**

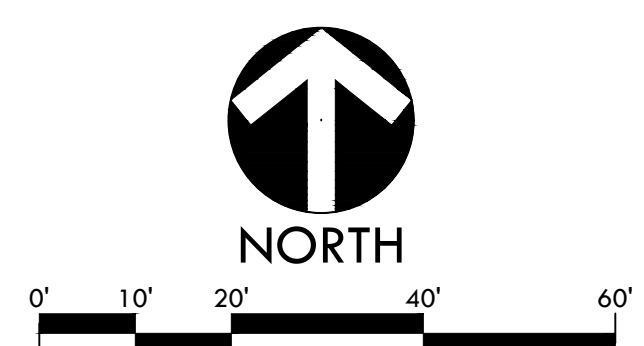
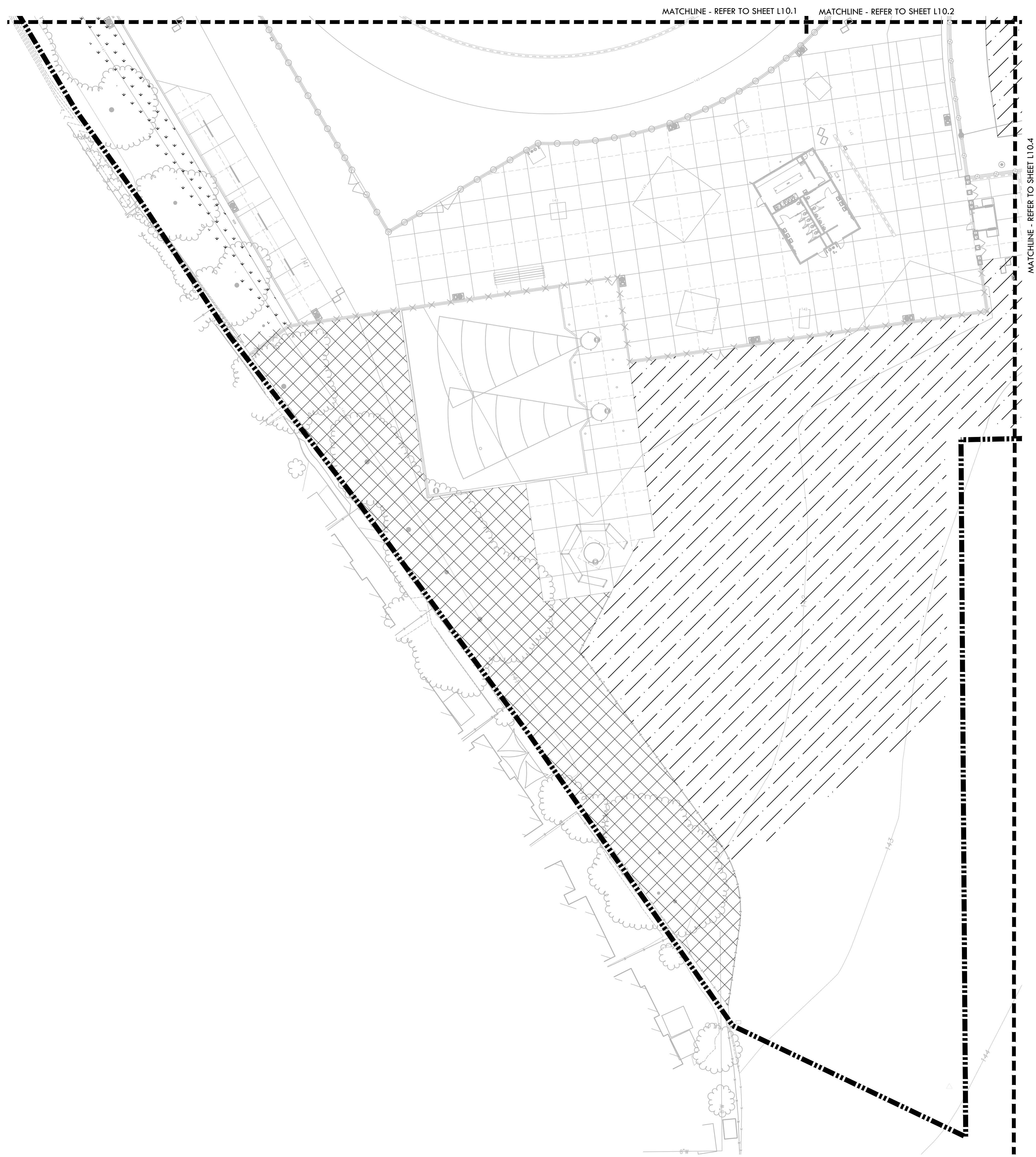
PROJECT ADDRESS
**7501 CARRIAGE DRIVE
 CITRUS HEIGHTS, CA
 95621**

SUBMITTAL	DATE
50% SUBMITTAL	08/13/2020
DSA SUBMITTAL	10/15/2020
DSA BACKCHECK SUBMITTAL	01/20/2021

NO.	REVISIONS	DATE
△		
△		
△		
△		
△		

DRAWN BY: AL
 CHECKED BY: CS/MB
 DATE ISSUED: 01/20/2021
 SCALE: 1" = 20'-0"
 PROJ. NO.: 1819500

SHEET NO.
L-1103



ALL DESIGN, CONSTRUCTION, AND/OR PLANTING MATERIALS ARE THE PROPERTY OF VERDE DESIGN, INC. AND WERE CREATED, DEVELOPED, AND DELIVERED FOR USE ON AND IN CONNECTION WITH THE SPECIFIED PROJECT. NONE OF SUCH DESIGN, CONSTRUCTION, OR PLANS SHALL BE USED, REPRODUCED, OR PUBLISHED IN WHOLE OR IN PART, OR DISCLOSED TO ANY PERSON, FIRM, OR CORPORATION FOR ANY PURPOSE WITHOUT WRITTEN PERMISSION OF VERDE DESIGN, INC.

PLANTING NOTES

- CONTRACTOR SHALL PROTECT AND MAINTAIN ALL PLANT MATERIAL FROM TIME OF DELIVERY TO TIME OF FINAL ACCEPTANCE. OWNER SHALL NOT BE RESPONSIBLE FOR LOSSES DUE TO VANDALISM, THEFT OR SEVERE WEATHER.
- CONTRACTOR SHALL PLACE PLANT MATERIALS SO THEY DO NOT INTERFERE WITH IRRIGATION SYSTEM OR INHIBIT REQUIRED COVERAGE. PLANT LOCATIONS MAY BE ADJUSTED AS LONG AS DESIGN INTENT IS NOT COMPROMISED. CONTRACTOR SHALL SET OUT PLANT MATERIAL AS PER PLAN AND RECEIVE ACCEPTANCE FROM OWNER'S REPRESENTATIVE WITH RESPECT TO PLANT HEALTH AND LOCATION PRIOR TO INSTALLATION. CONTRACTOR SHALL GIVE MINIMUM 2 WORKING DAYS NOTICE FOR OBSERVATION AND SHALL HAVE ALL PLANT MATERIAL IN SPECIFIED LOCATIONS FOR REVIEW AT ONE TIME. CONTRACTOR SHALL REPLACE ANY MATERIAL AS REQUESTED BY DISTRICT'S REPRESENTATIVE.
- ALL NON-TURF PLANTING (NOT BIORETENTION) AREAS SHALL RECEIVE A 3" LAYER OF BARK MULCH TOP DRESS (UNLESS NOTED OTHERWISE). REFER TO SPECIFICATIONS.
- WHEN WORK HAS TO OCCUR UNDER THE DRIPLINE OF EXISTING TREES NOT SCHEDULED FOR REMOVAL, THE CONTRACTOR SHALL USE ALL POSSIBLE CARE TO AVOID INJURY TO THE TREES AND TREE ROOTS. GRADE IN LINES RADIAL TO THE EXISTING TREES RATHER THAN TANGENTIAL. ALL PARTIAL CUTS OR TEARS THROUGH ROOTS TWO INCHES IN DIAMETER AND LARGER SHALL BE CUT CLEAN. TRENCHES ADJACENT TO TREES SHALL BE FILLED WITHIN 24 HOURS AFTER EXCAVATION, BUT WHERE THIS IS NOT POSSIBLE, THE SIDE OF THE TRENCH ADJACENT TO THE TREE, AND ANY EXPOSED ROOTS SHALL BE KEPT SHADED AND MOIST WITH DAMPENED BURLAP OR CANVAS.
- ALL TURF, MULCH AND PLANTERS TO RECEIVE SOIL AMENDMENTS AND SOIL PREPARATION PER SPECIFICATIONS UNLESS OTHERWISE NOTED.

IDENTIFICATION STAMP
DIV. OF THE STATE ARCHITECT
APP: 02-118588 INC:
REVIEWED FOR
SS FLS ACS
DATE: 01/20/2021

VERDE DESIGN
LANDSCAPE ARCHITECTURE
CIVIL ENGINEERING
SPORT PLANNING & DESIGN
1843 Iron Point Rd, Suite 140
Folsom, CA 95630
tel: 916-415-6554
fax: 916-415-6555
www.VerdeDesignInc.com



PLANTING LEGEND

SYM	QTY	SIZE	BOTANICAL/Common NAME	WUCOLS CLASSIFICATION	SPACING/ COMMENTS	DTE REF
MISCELLANEOUS						
[Symbol]			"NO-MOW" NATIVE PRESERVATION MIX, REFER TO SPECIFICATIONS.			
[Symbol]			SOD, REFER TO SPECIFICATIONS			
[Symbol]			MULCH - REFER TO SPECIFICATIONS			
BIORETENTION AREA - SHRUBS AND GRASSES						
[Symbol]	513	1 GAL	JUNCUS PATENS CALIFORNIA GRAY RUSH		2' O.C.	MEDIUM (EF 1-552)
[Symbol]	1561	1 GAL	CAREX PRAEGRACILIS CLUSTERED FIELD SEDGE		1'-6" O.C.	MEDIUM

CONSULTANT

SHEET TITLE
PLANTING PLAN - STADIUM ENTRY WAY AND WALK

PROJECT NAME
MESA VERDE HIGH SCHOOL ATHLETIC FACILITY IMPROVEMENTS

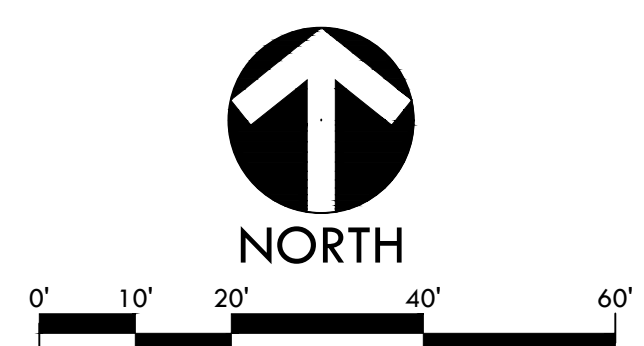
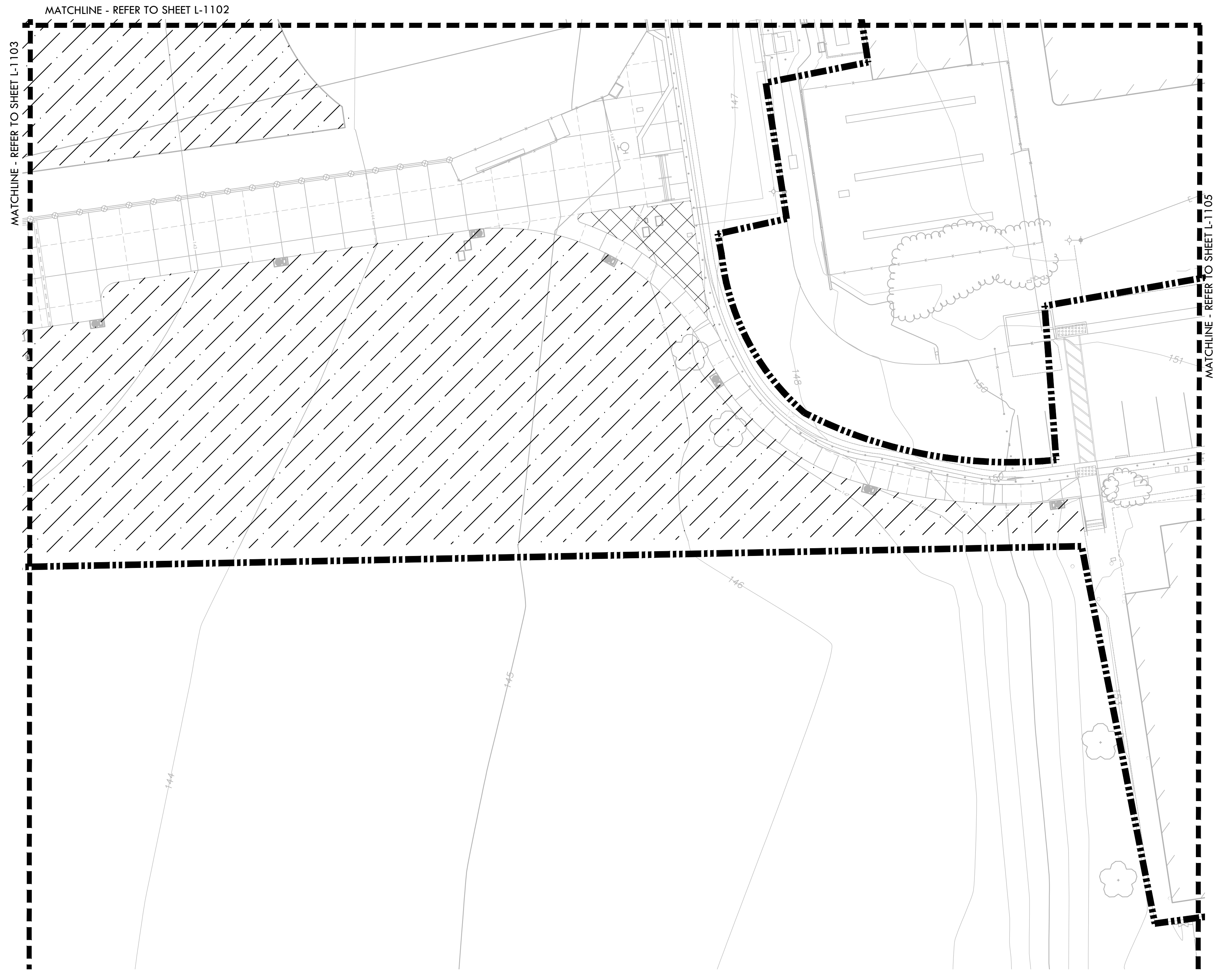
PROJECT ADDRESS
**7501 CARRIAGE DRIVE
CITRUS HEIGHTS, CA
95621**

SUBMITTAL	DATE
50% SUBMITTAL	08/13/2020
DSA SUBMITTAL	10/15/2020
DSA BACKCHECK SUBMITTAL	01/20/2021

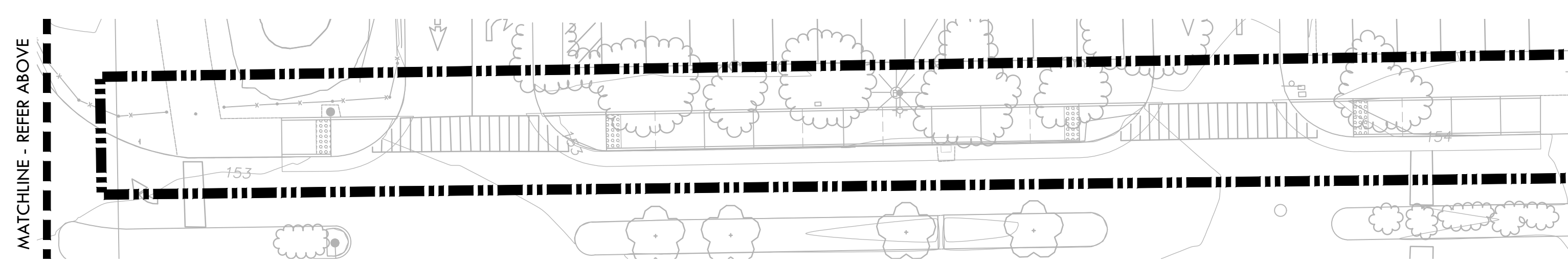
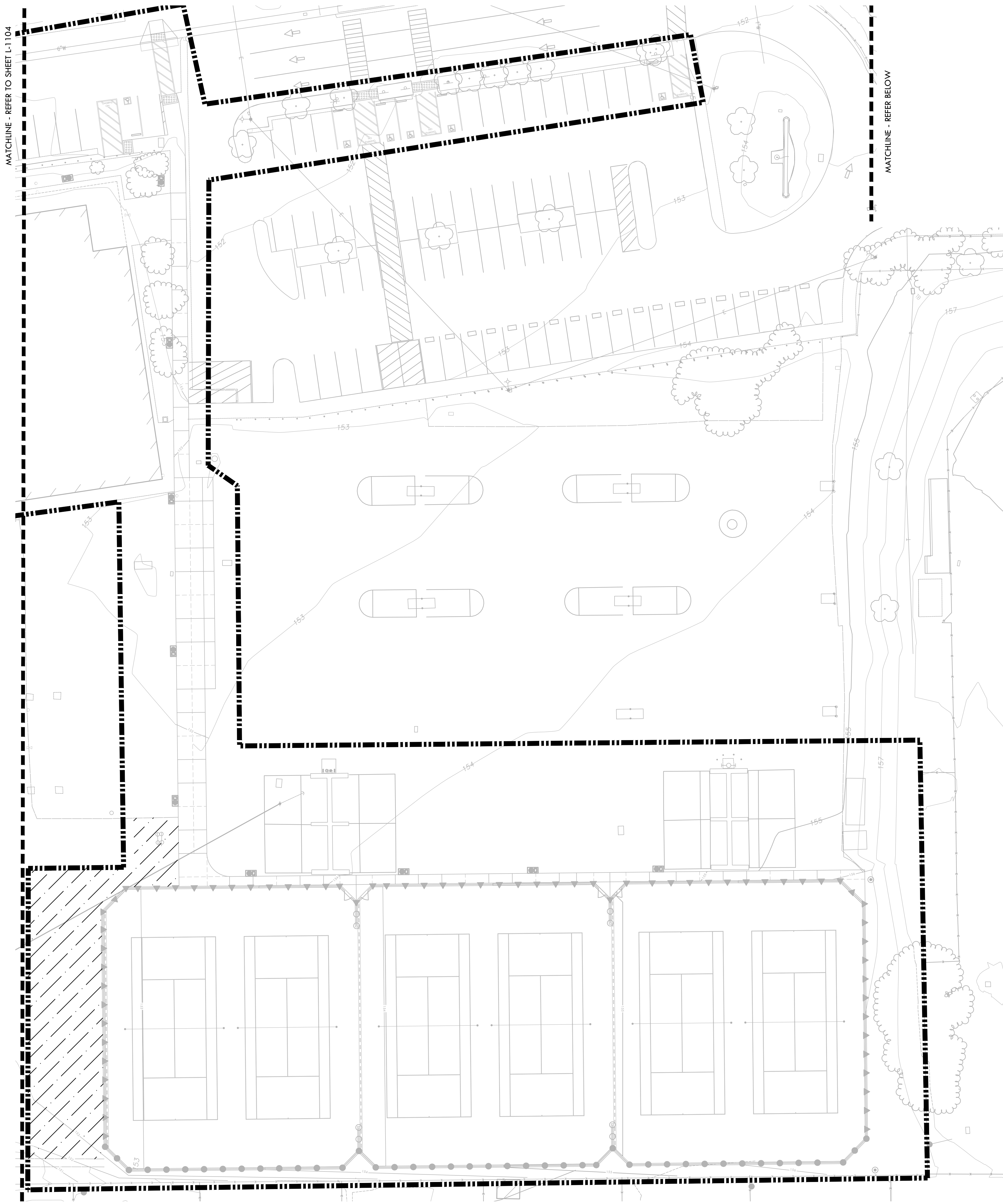
NO.	REVISIONS	DATE
△		
△		
△		
△		
△		

DRAWN BY: AL
CHECKED BY: CS/MB
DATE ISSUED: 01/20/2021
SCALE: 1" = 20'-0"
PROJ. NO.: 1819500

SHEET NO.: **L-1104**



ALL DESIGN, DIMENSIONS, AND MATERIALS ARE THE PROPERTY OF VERDE DESIGN, INC. AND MUST BE USED ONLY IN CONNECTION WITH THE SPECIFIED PROJECT. NO PART OF THIS DESIGN OR ANY INFORMATION CONTAINED HEREIN SHALL BE REPRODUCED, COPIED, OR TRANSMITTED IN ANY FORM OR BY ANY MEANS, ELECTRONIC OR MECHANICAL, INCLUDING PHOTOCOPYING, RECORDING, OR BY ANY INFORMATION STORAGE AND RETRIEVAL SYSTEM, WITHOUT THE WRITTEN PERMISSION OF VERDE DESIGN, INC.



PLANTING NOTES


1. CONTRACTOR SHALL PROTECT AND MAINTAIN ALL PLANT MATERIAL FROM TIME OF DELIVERY TO TIME OF FINAL ACCEPTANCE. OWNER SHALL NOT BE RESPONSIBLE FOR LOSSES DUE TO VANDALISM, THEFT OR SEVERE WEATHER.
2. CONTRACTOR SHALL PLACE PLANT MATERIALS SO THEY DO NOT INTERFERE WITH IRRIGATION SYSTEM OR INHIBIT REQUIRED COVERAGE. PLANT LOCATIONS MAY BE ADJUSTED AS LONG AS DESIGN INTENT IS NOT COMPROMISED. CONTRACTOR SHALL SET OUT PLANT MATERIAL AS PER PLAN AND RECEIVE ACCEPTANCE FROM OWNER'S REPRESENTATIVE WITH RESPECT TO PLANT HEALTH AND LOCATION PRIOR TO INSTALLATION. CONTRACTOR SHALL GIVE MINIMUM 2 WORKING DAYS NOTICE FOR OBSERVATION AND SHALL HAVE ALL PLANT MATERIAL IN SPECIFIED LOCATIONS FOR REVIEW AT ONE TIME. CONTRACTOR SHALL REPLACE ANY MATERIAL AS REQUESTED BY DISTRICT'S REPRESENTATIVE.
3. ALL NON-TURF PLANTING (NOT BIORETENTION) AREAS SHALL RECEIVE A 3" LAYER OF BARK MULCH TOP DRESS (UNLESS NOTED OTHERWISE). REFER TO SPECIFICATIONS.
4. WHEN WORK HAS TO OCCUR UNDER THE DRIPLINE OF EXISTING TREES NOT SCHEDULED FOR REMOVAL, THE CONTRACTOR SHALL USE ALL POSSIBLE CARE TO AVOID INJURY TO THE TREES AND TREE ROOTS. GRADE IN LINES RADIAL TO THE EXISTING TREES RATHER THAN TANGENTIAL. ALL PARTIAL CUTS OR TEARS THROUGH ROOTS TWO INCHES IN DIAMETER AND LARGER SHALL BE CUT CLEAN. TRENCHES ADJACENT TO TREES SHALL BE FILLED WITHIN 24 HOURS AFTER EXCAVATION, BUT WHERE THIS IS NOT POSSIBLE, THE SIDE OF THE TRENCH ADJACENT TO THE TREE, AND ANY EXPOSED ROOTS SHALL BE KEPT SHADED AND MOIST WITH DAMPENED BURLAP OR CANVAS.
5. ALL TURF, MULCH AND PLANTERS TO RECEIVE SOIL AMENDMENTS AND SOIL PREPARATION PER SPECIFICATIONS UNLESS OTHERWISE NOTED.

PLANTING LEGEND

SYM	QTY	SIZE	BOTANICAL/Common NAME	WUCOLS CLASSIFICATION	SPACING/ COMMENTS	DILE REF
MISCELLANEOUS						
NO-MOW NATIVE PRESERVATION MIX, REFER TO SPECIFICATIONS.						
SOD, REFER TO SPECIFICATIONS						
MULCH - REFER TO SPECIFICATIONS						
BIORETENTION AREA - SHRUBS AND GRASSES						
[Symbol]	513	1 GAL	JUNCUS PATENS CALIFORNIA GRAY RUSH		2' O.C.	MEDIUM EF E-552
[Symbol]	1561	1 GAL	CAREX PRAEGRACILIS CLUSTERED FIELD SEDGE		1'-6" O.C.	MEDIUM

IDENTIFICATION STAMP
DIV. OF THE STATE ARCHITECT
APP: 02-118588 INC.
REVIEWED FOR
SS FLS ACS
DATE: 01/20/2021

VERDE DESIGN
LANDSCAPE ARCHITECTURE
CIVIL ENGINEERING
SPORT PLANNING & DESIGN
1843 Iron Point Rd, Suite 140
Folsom, CA 95630
tel: 916-415-6554
fax: 916-415-6525
www.VerdeDesignInc.com



CONSULTANT

SHEET TITLE
**PLANTING
PLAN - TENNIS**

PROJECT NAME
**MESA VERDE
HIGH SCHOOL
ATHLETIC FACILITY
IMPROVEMENTS**

PROJECT ADDRESS
**7501 CARRIAGE DRIVE
CITRUS HEIGHTS, CA
95621**

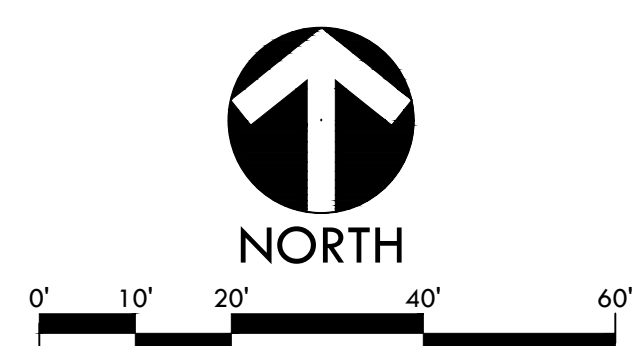
SUBMITTAL	DATE
50% SUBMITTAL	08/13/2020
DSA SUBMITTAL	10/15/2020
DSA BACKCHECK SUBMITTAL	01/20/2021

NO.	REVISIONS	DATE
△		
△		
△		
△		
△		

DRAWN BY: AL
CHECKED BY: CS/MB
DATE ISSUED: 01/20/2021
SCALE: 1" = 20'-0"
PROJ. NO.: 1819500

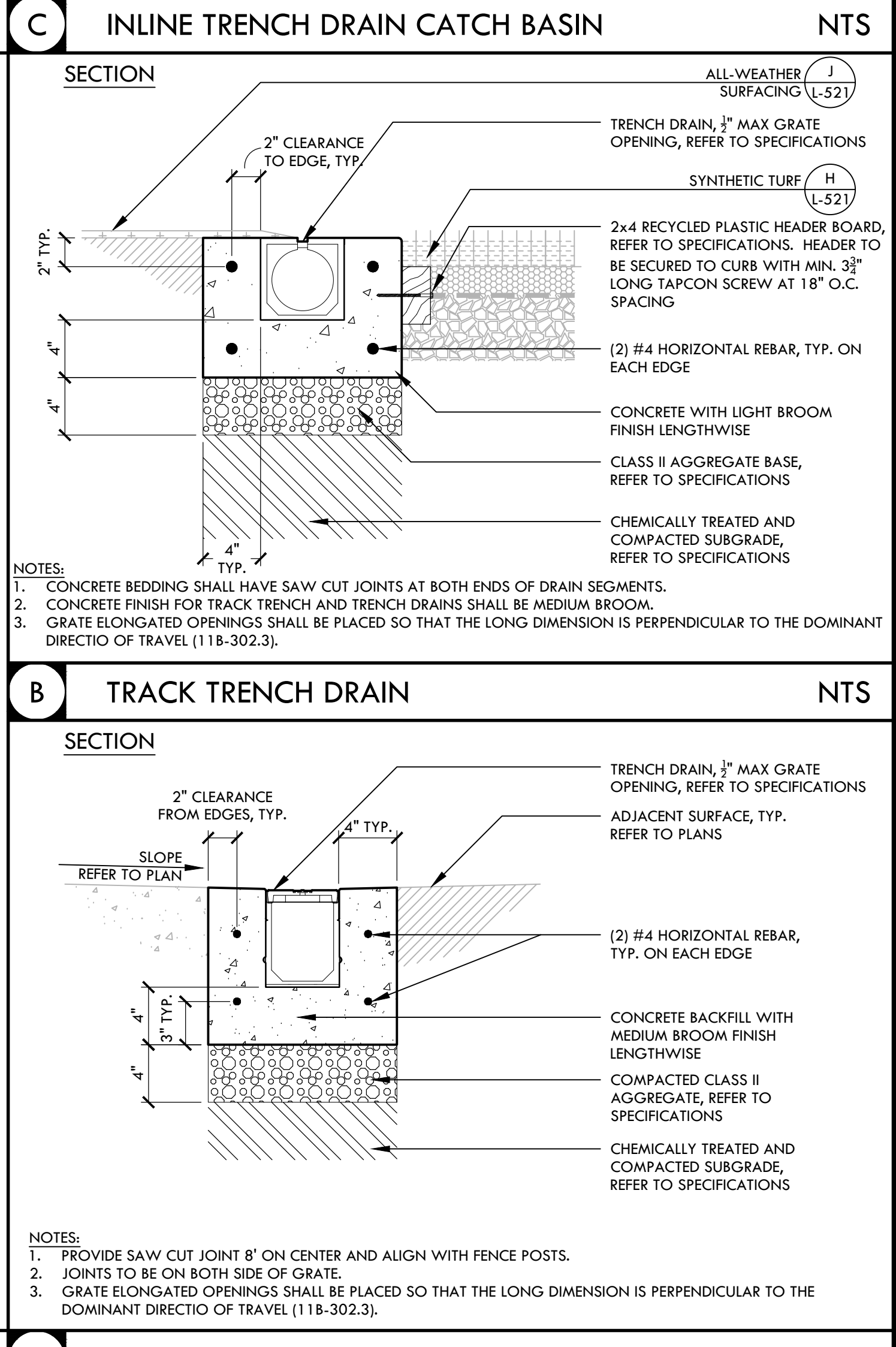
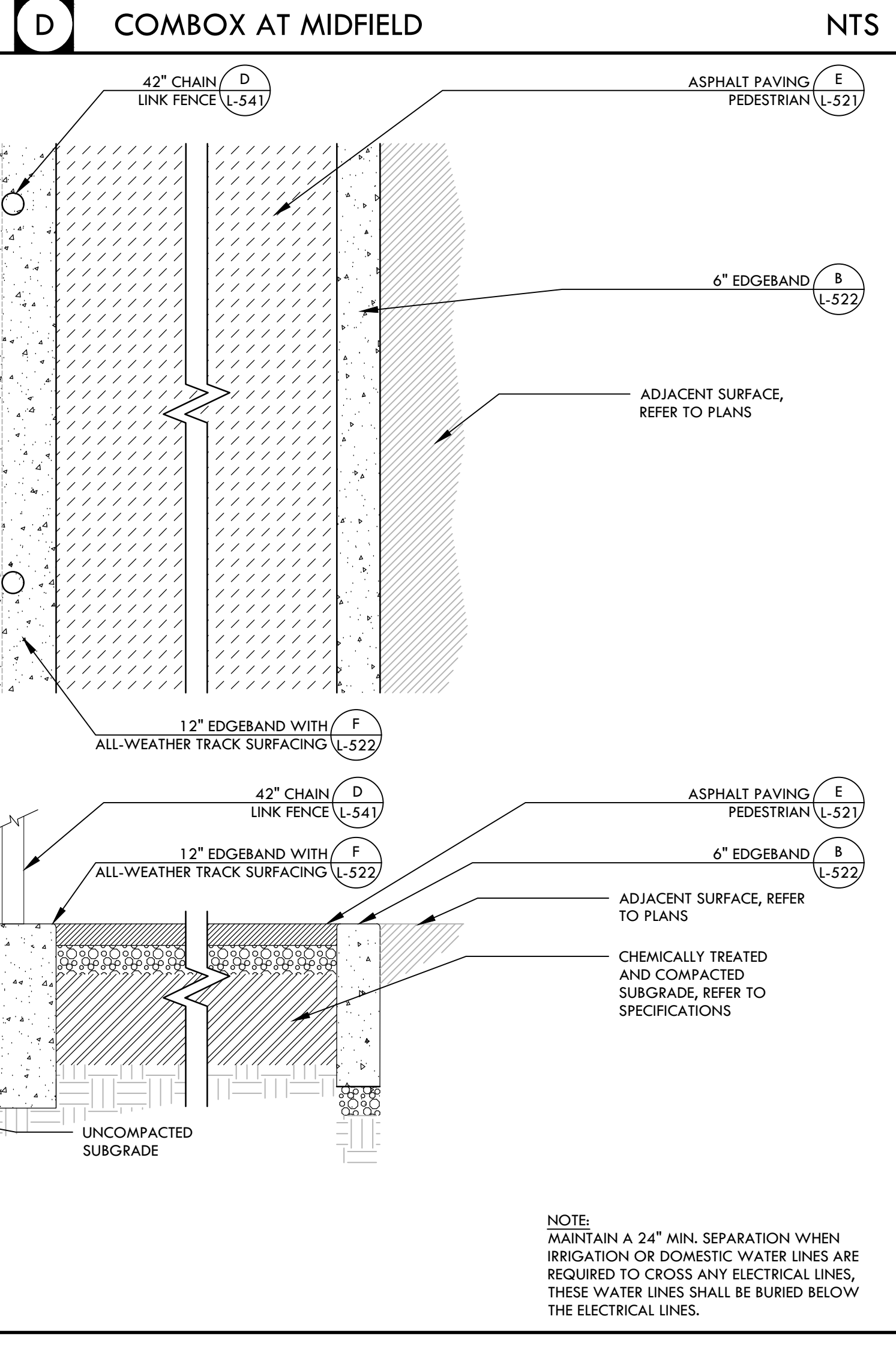
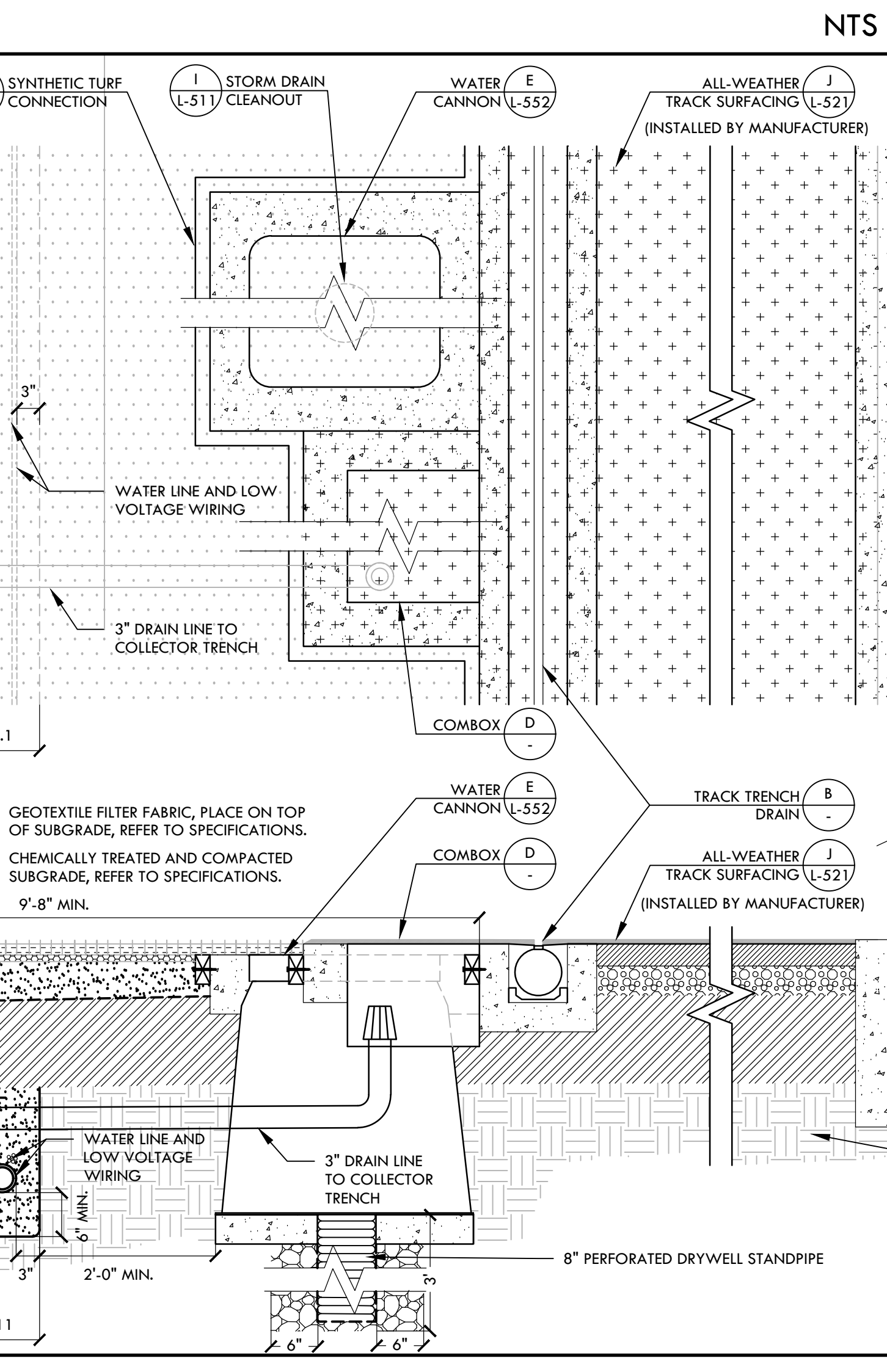
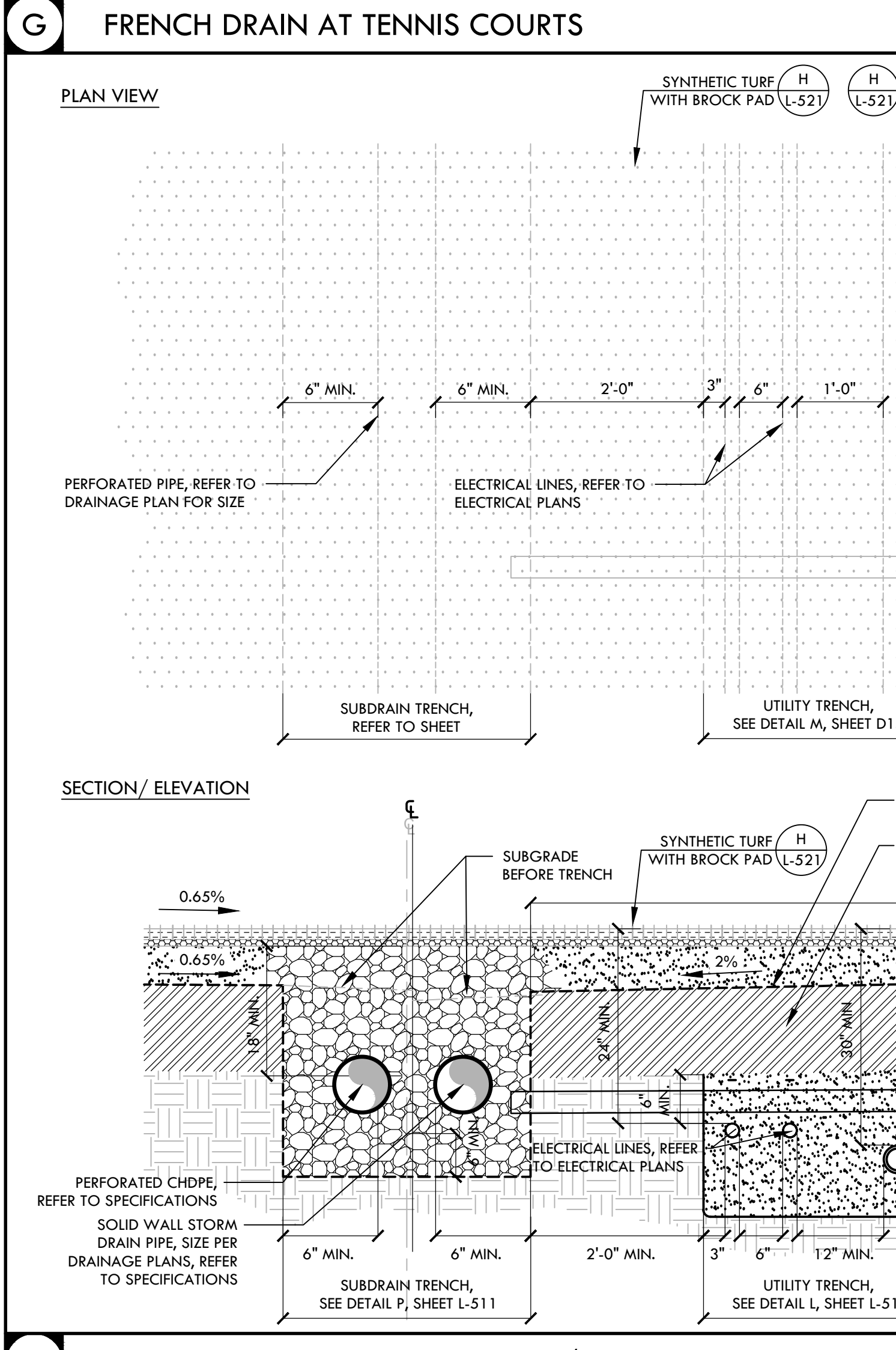
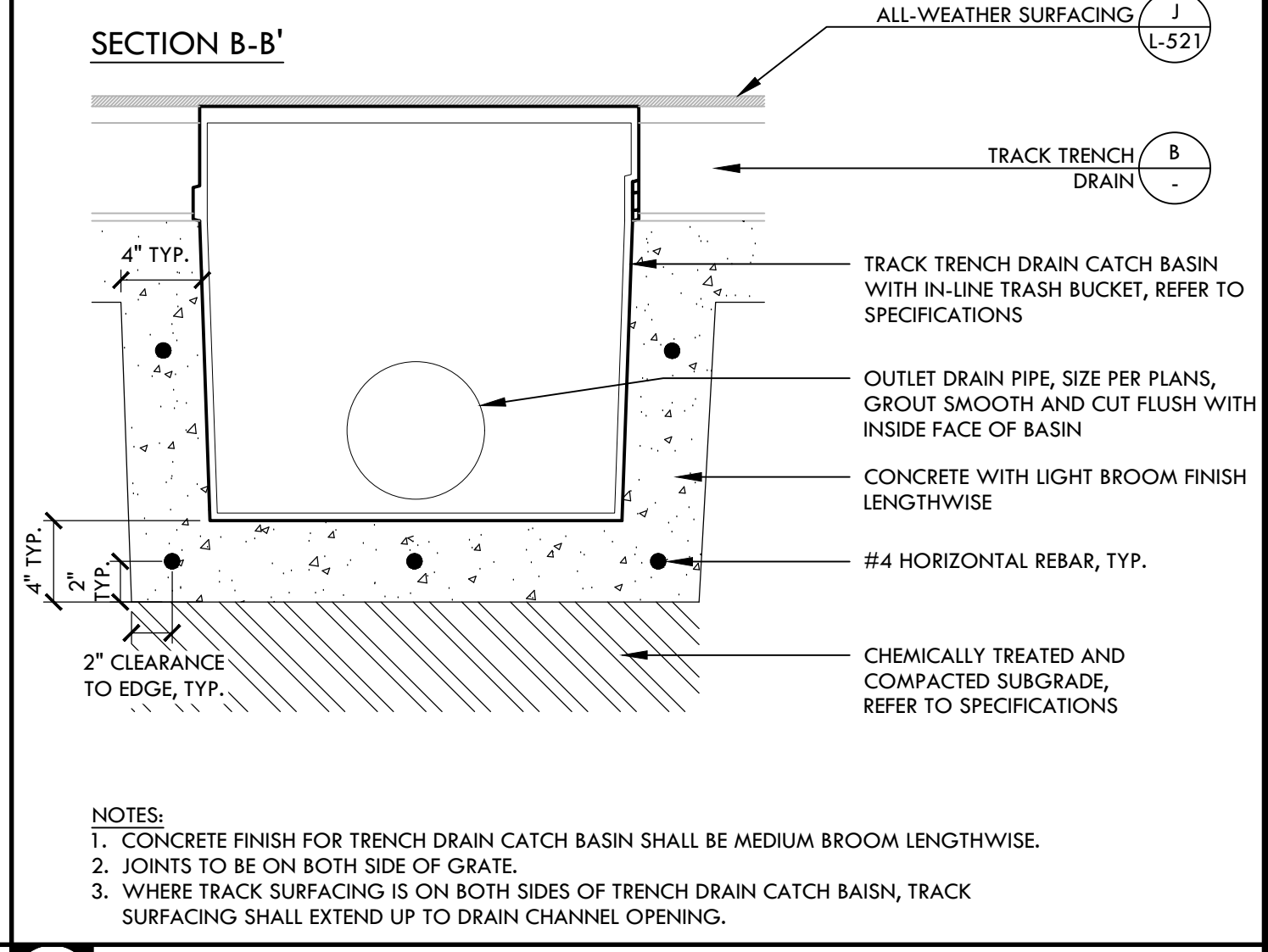
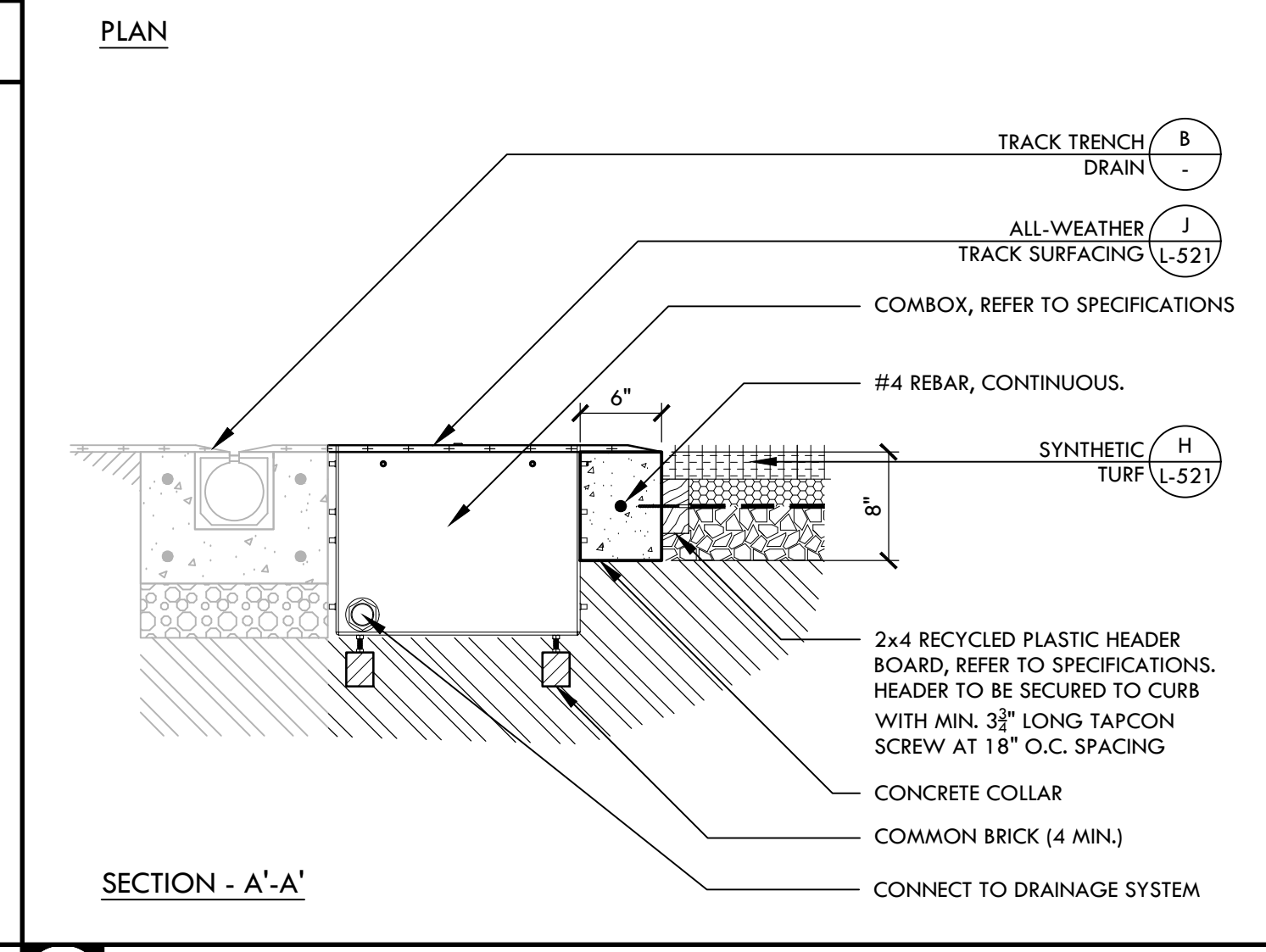
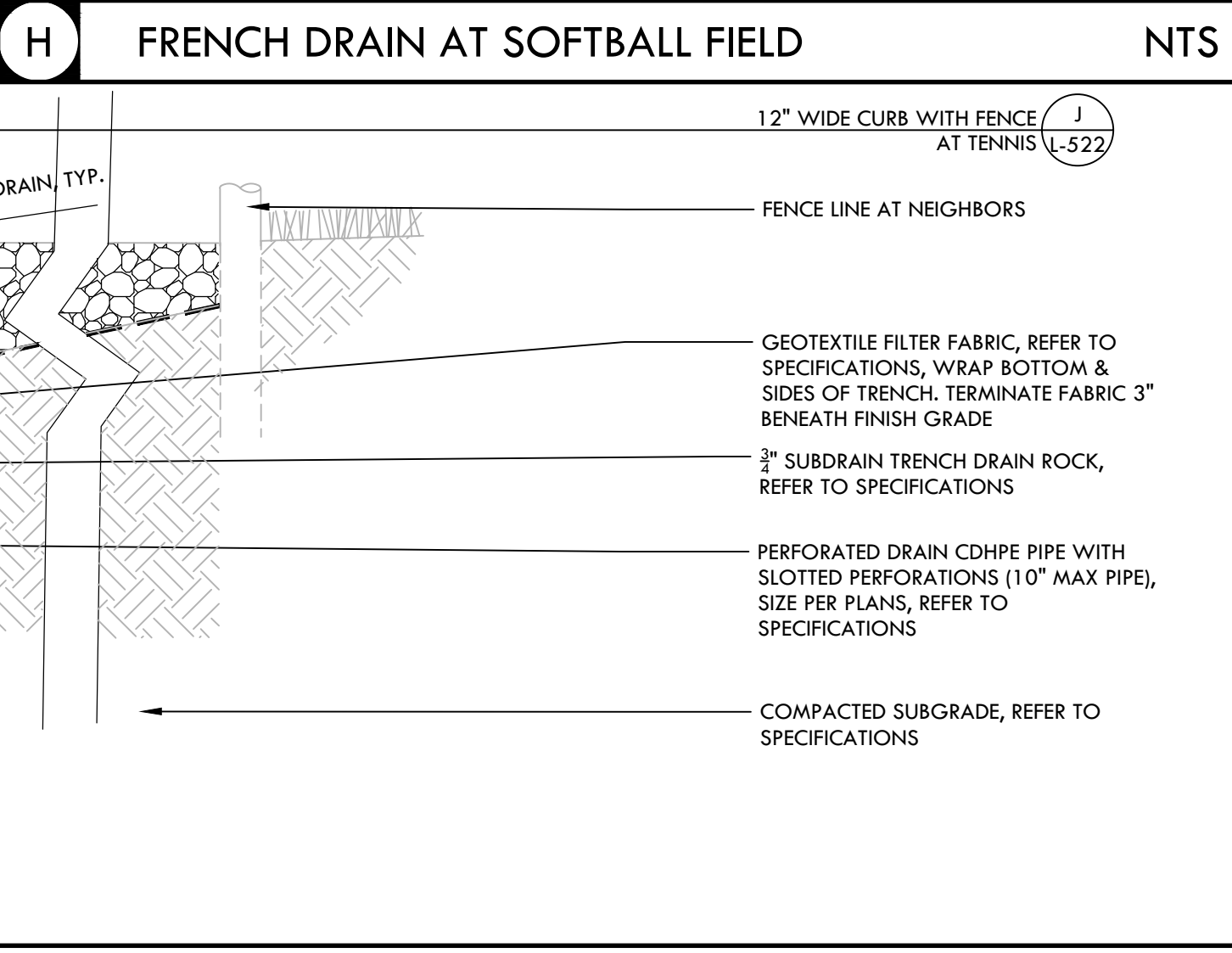
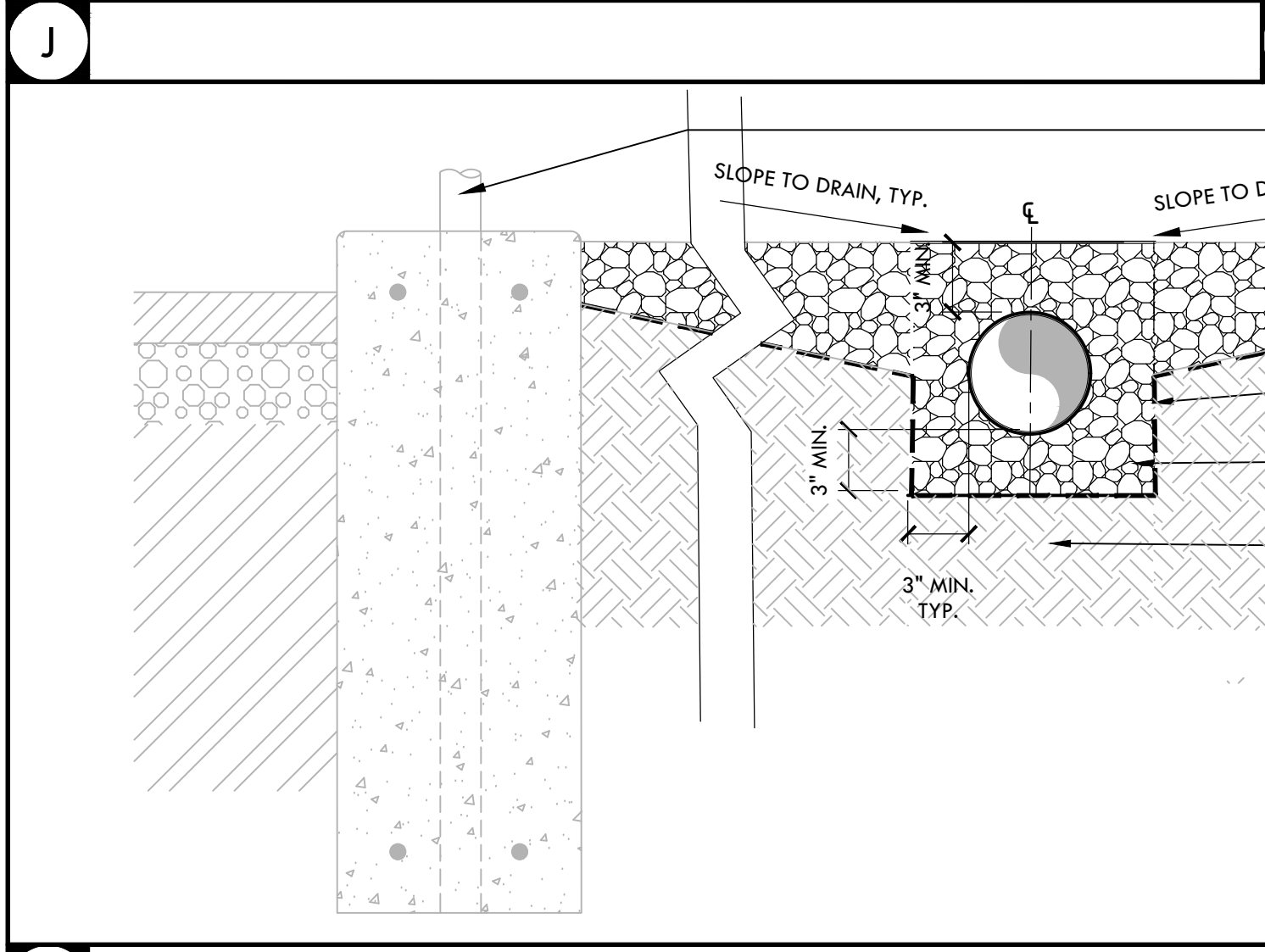
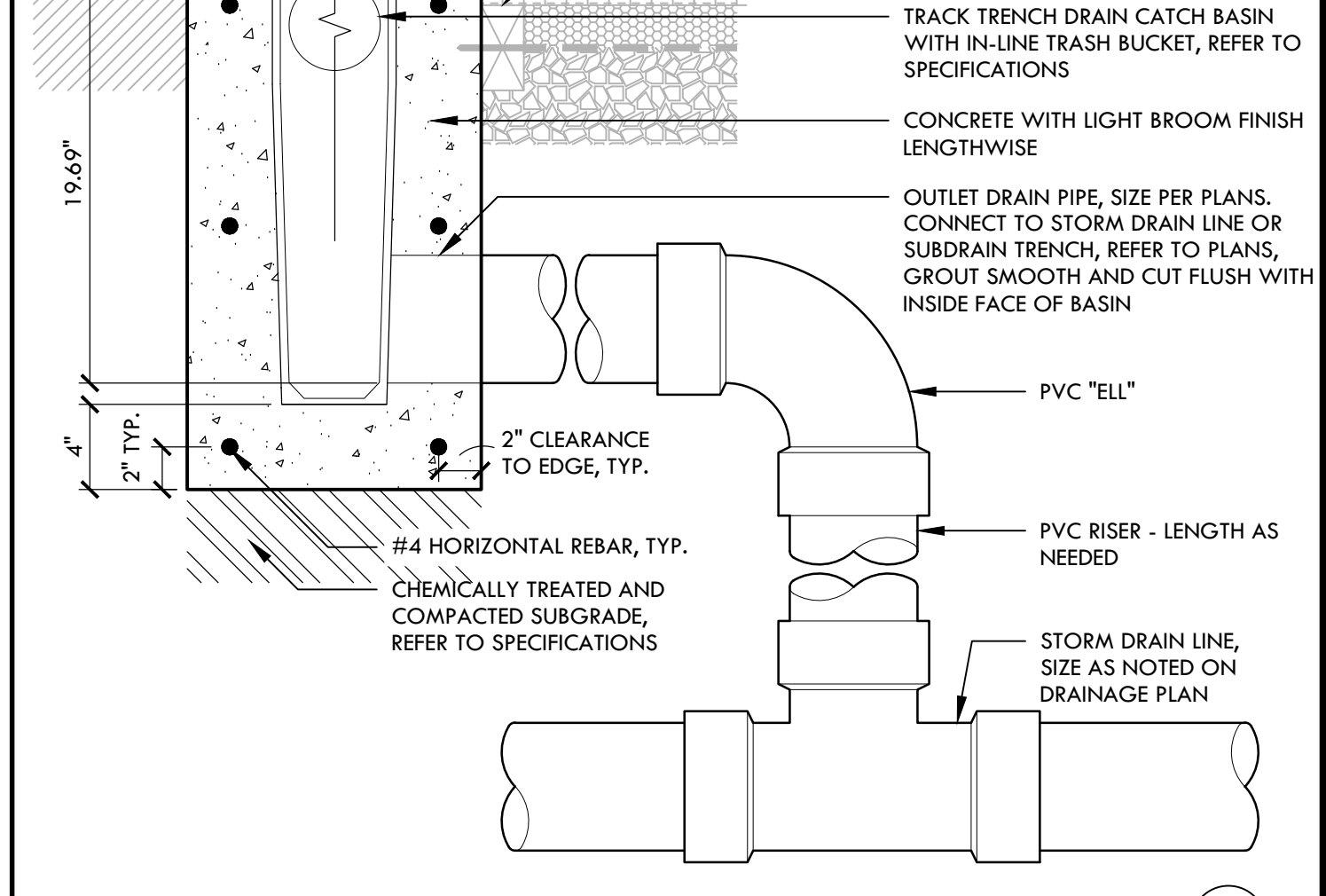
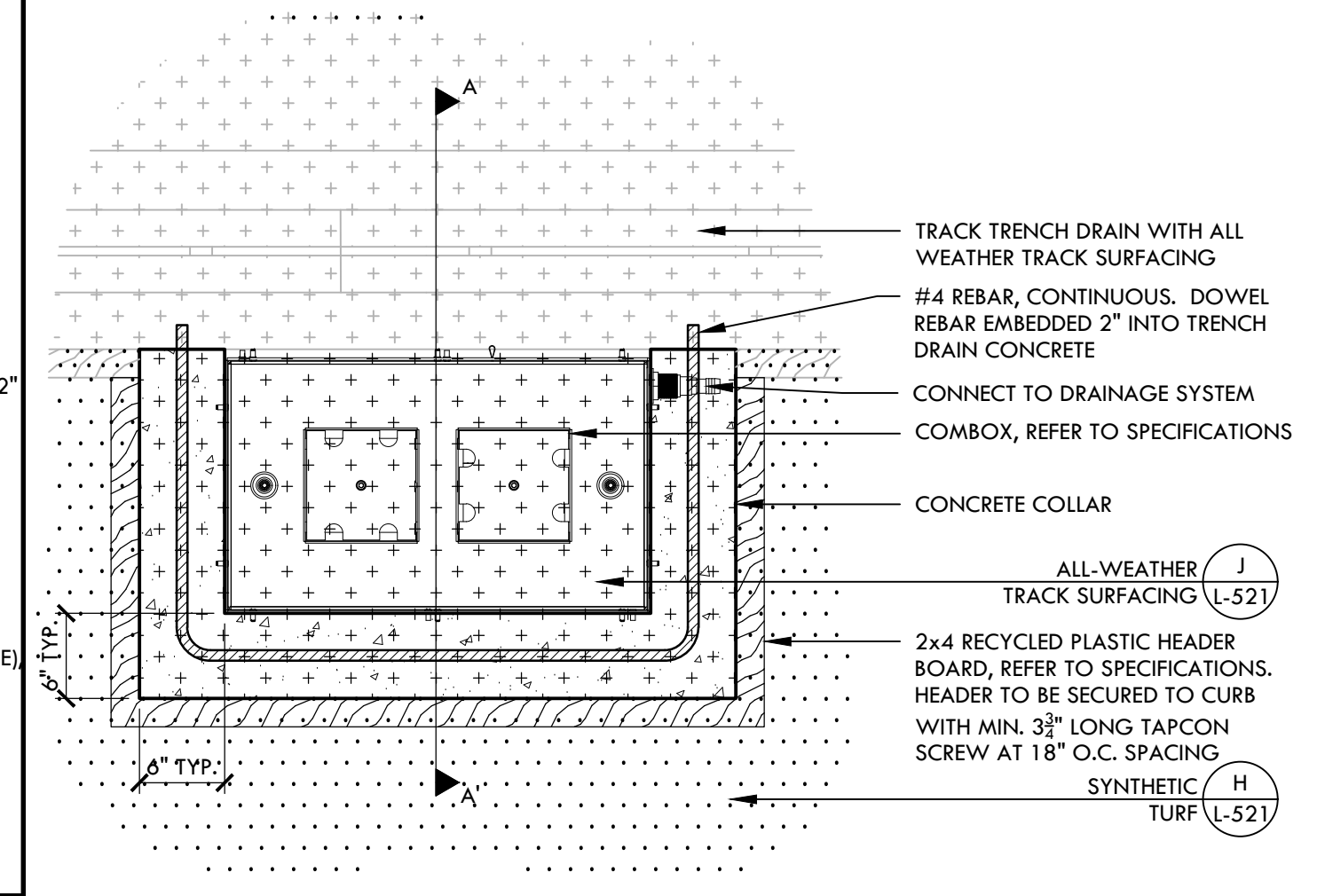
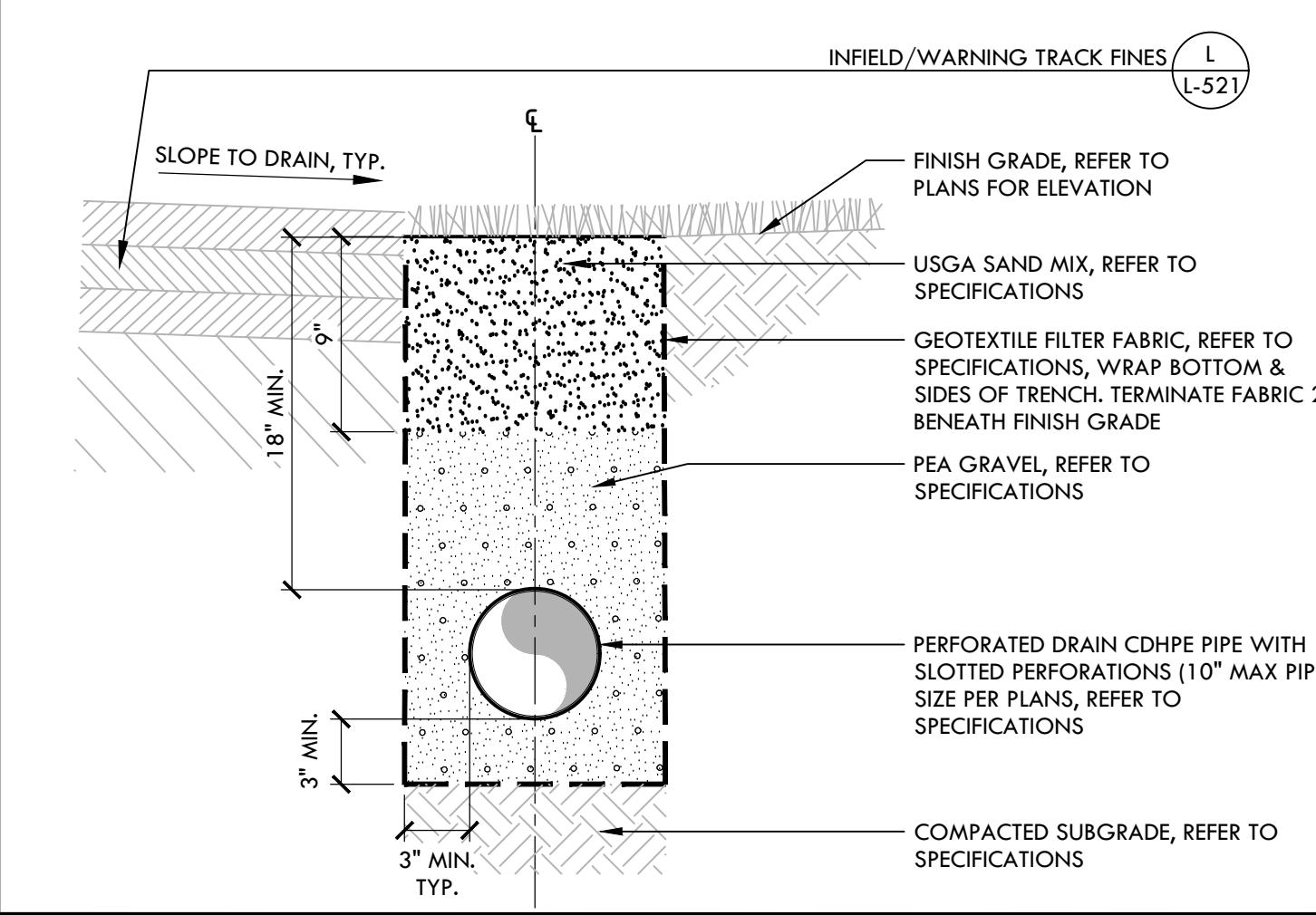
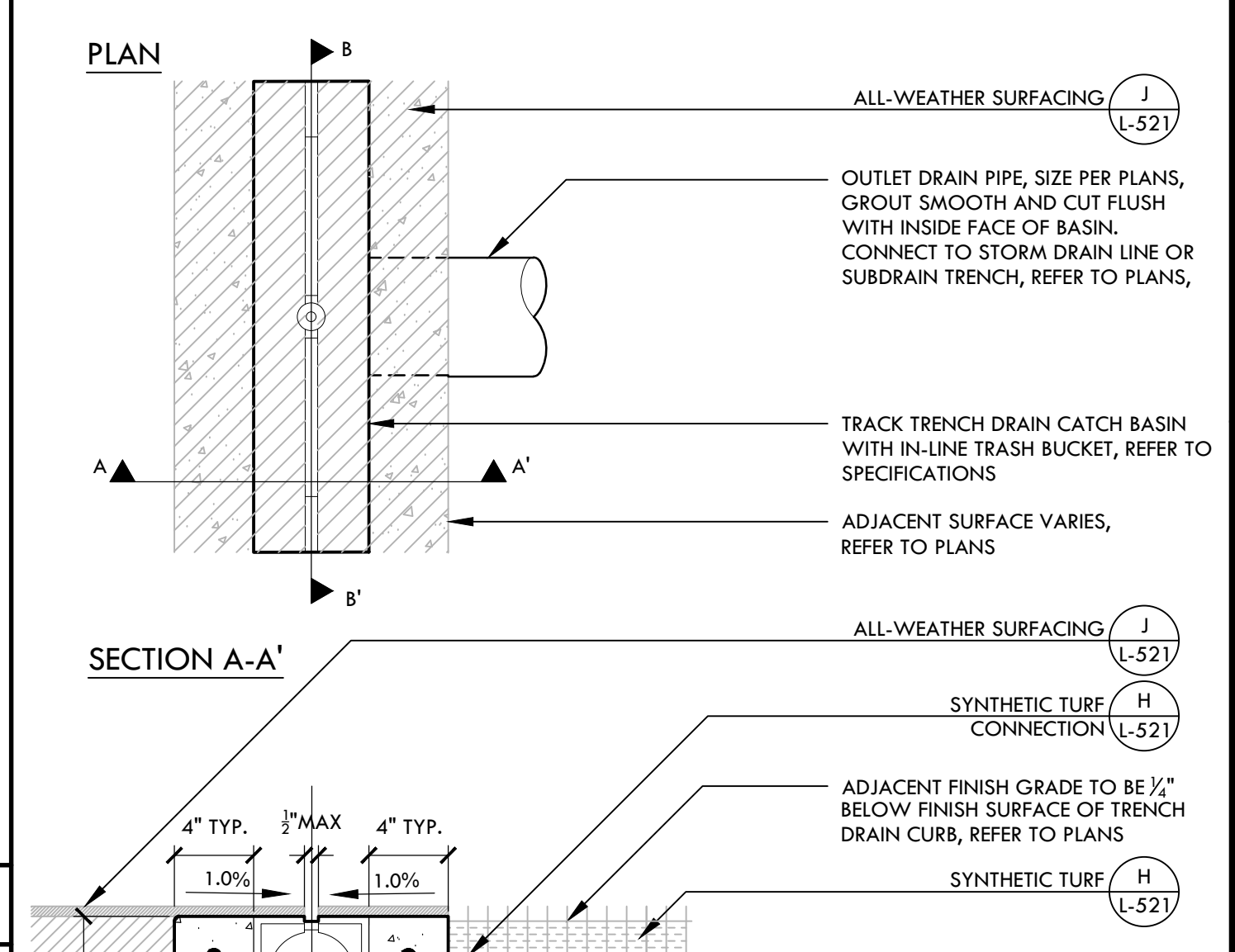
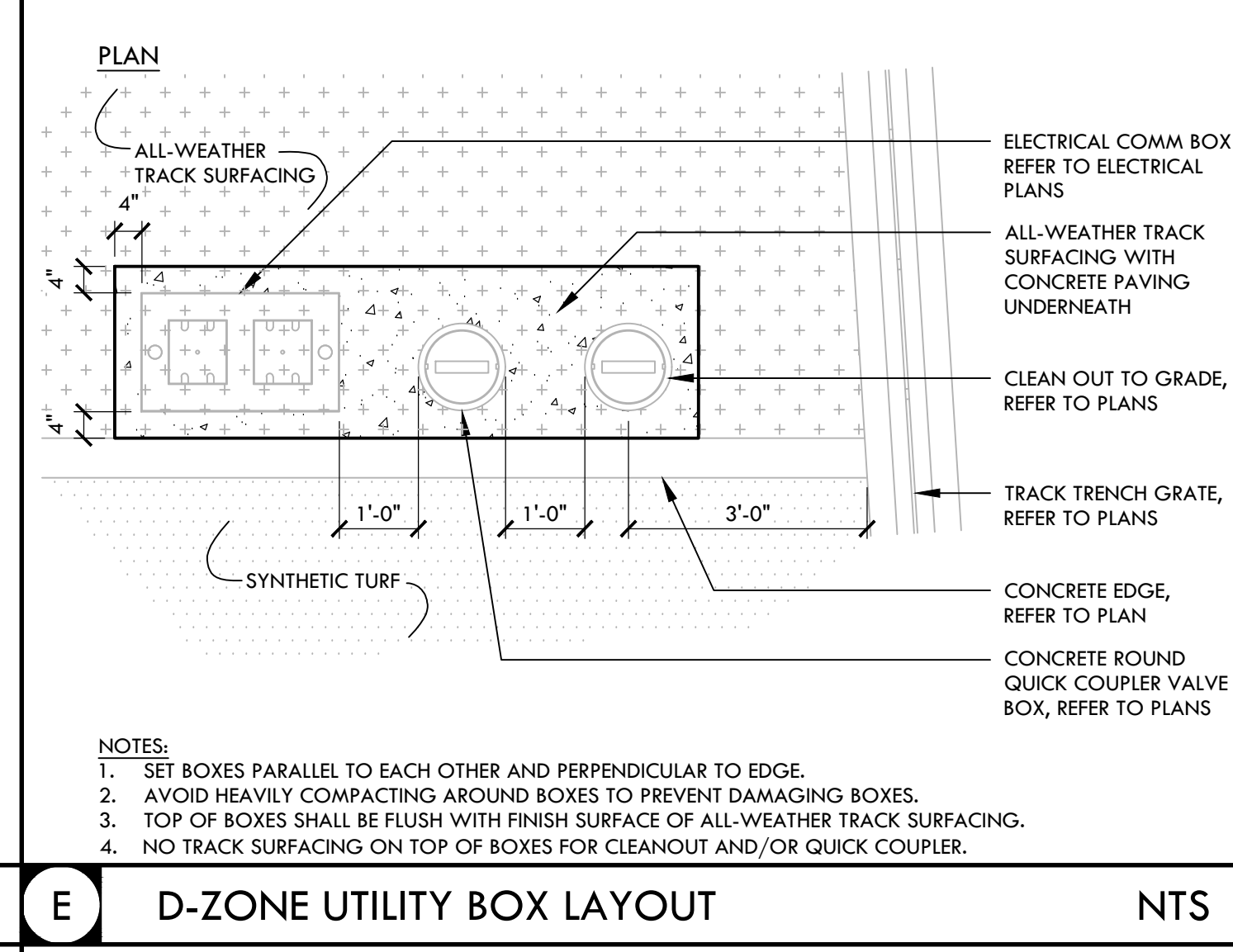
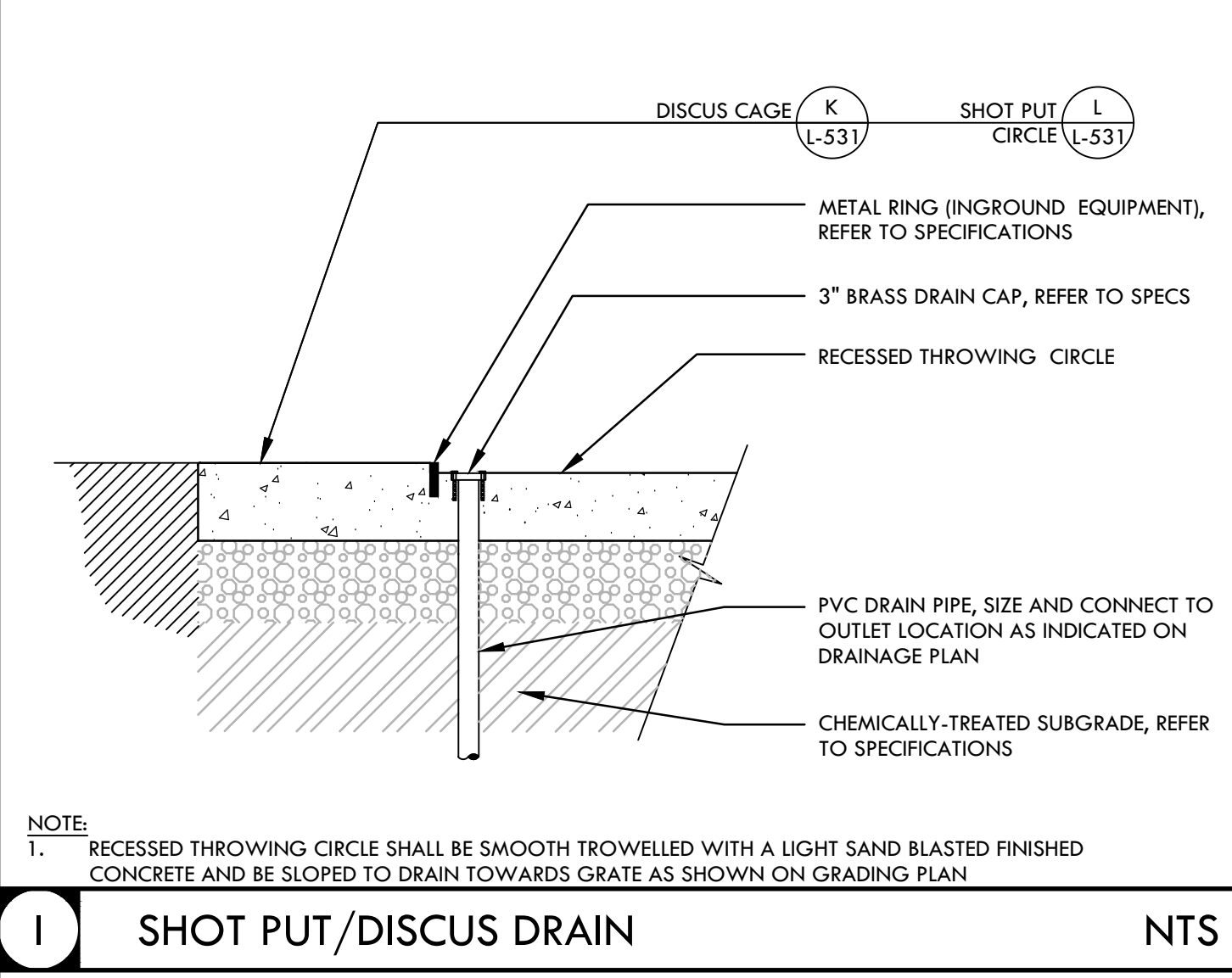
SHEET NO.: **L-1105**

PLANTING PLAN - TENNIS



ALL DESIGN, DIMENSIONS, AND MATERIALS ARE THE PROPERTY OF VERDE DESIGN, INC. AND WERE CREATED, DEVELOPED, AND DELIVERED FOR USE ON AND IN CONNECTION WITH THE SPECIFIED PROJECT. NONE OF SUCH DESIGN, DIMENSIONS, ARRANGEMENTS OR PLANS SHALL BE USED, REPRODUCED, OR PUBLISHED BY ANY METHOD, IN WHOLE OR IN PART, OR DISCLOSED TO ANY PERSON, FIRM, OR CORPORATION FOR ANY PURPOSE WITHOUT THE WRITTEN PERMISSION OF VERDE DESIGN, INC.

ALL RIGHTS RESERVED. THIS DRAWING IS THE PROPERTY OF VERDE DESIGN, INC. AND IS NOT TO BE REPRODUCED, COPIED, OR TRANSMITTED IN ANY FORM OR BY ANY MEANS, ELECTRONIC OR MECHANICAL, WITHOUT THE WRITTEN PERMISSION OF VERDE DESIGN, INC. ANY REUSE OR MODIFICATION OF THIS DRAWING WITHOUT THE WRITTEN PERMISSION OF VERDE DESIGN, INC. IS STRICTLY PROHIBITED.



F TYPICAL FIELD AND PIPE SECTION/ELEVATION WITH UTILITY TRENCHES NTS

D COMBOX AT MIDFIELD NTS

B TRACK TRENCH DRAIN NTS

A TRENCH DRAIN NTS

IDENTIFICATION STAMP
DIV. OF THE STATE ARCHITECT
APP: 02-118588 INC.
REVIEWED FOR
SS FLS ACS
DATE: 01/20/2021

VERDE DESIGN
LANDSCAPE ARCHITECTURE
CIVIL ENGINEERING
SPORT PLANNING & DESIGN
1843 Iron Point Rd. Suite 140
Folsom, CA 95630
Tel: 916-415-6554
Fax: 916-415-6535
www.VerdeDesign.com

STAMP

CONSULTANT

SHEET TITLE
DRAINAGE AND UTILITIES DETAILS

PROJECT NAME
MESA VERDE HIGH SCHOOL ATHLETIC FACILITY IMPROVEMENTS

PROJECT ADDRESS
**7501 CARRIAGE DRIVE
CITRUS HEIGHTS, CA
95621**

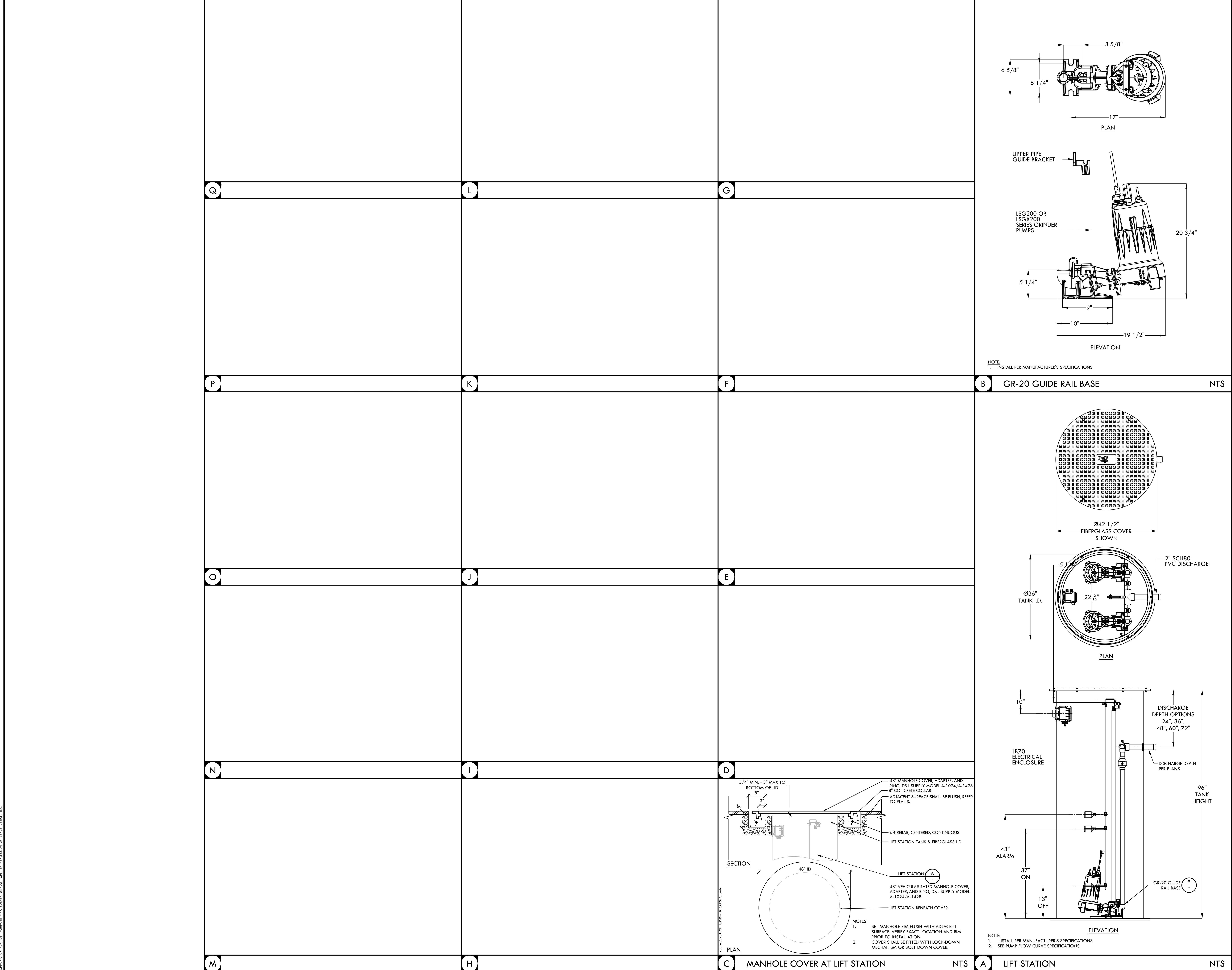
SUBMITTAL	DATE
50% SUBMITTAL	08/13/2020
DSA SUBMITTAL	10/15/2020
DSA BACKCHECK SUBMITTAL	01/20/2021

NO.	REVISIONS	DATE

DRAWN BY: VDI CHECKED BY: CS/MB
DATE ISSUED: 01/20/2021 SCALE: PROJ. NO.: 1819500
SHEET NO.: **L-512**


DRAINAGE AND UTILITIES DETAILS

ALL RIGHTS RESERVED. THIS DRAWING IS THE PROPERTY OF VERDE DESIGN, INC. AND IS NOT TO BE REPRODUCED, COPIED, OR TRANSMITTED IN ANY FORM OR BY ANY MEANS, ELECTRONIC OR MECHANICAL, INCLUDING PHOTOCOPYING, RECORDING, OR BY ANY INFORMATION STORAGE AND RETRIEVAL SYSTEM, WITHOUT THE WRITTEN PERMISSION OF VERDE DESIGN, INC.

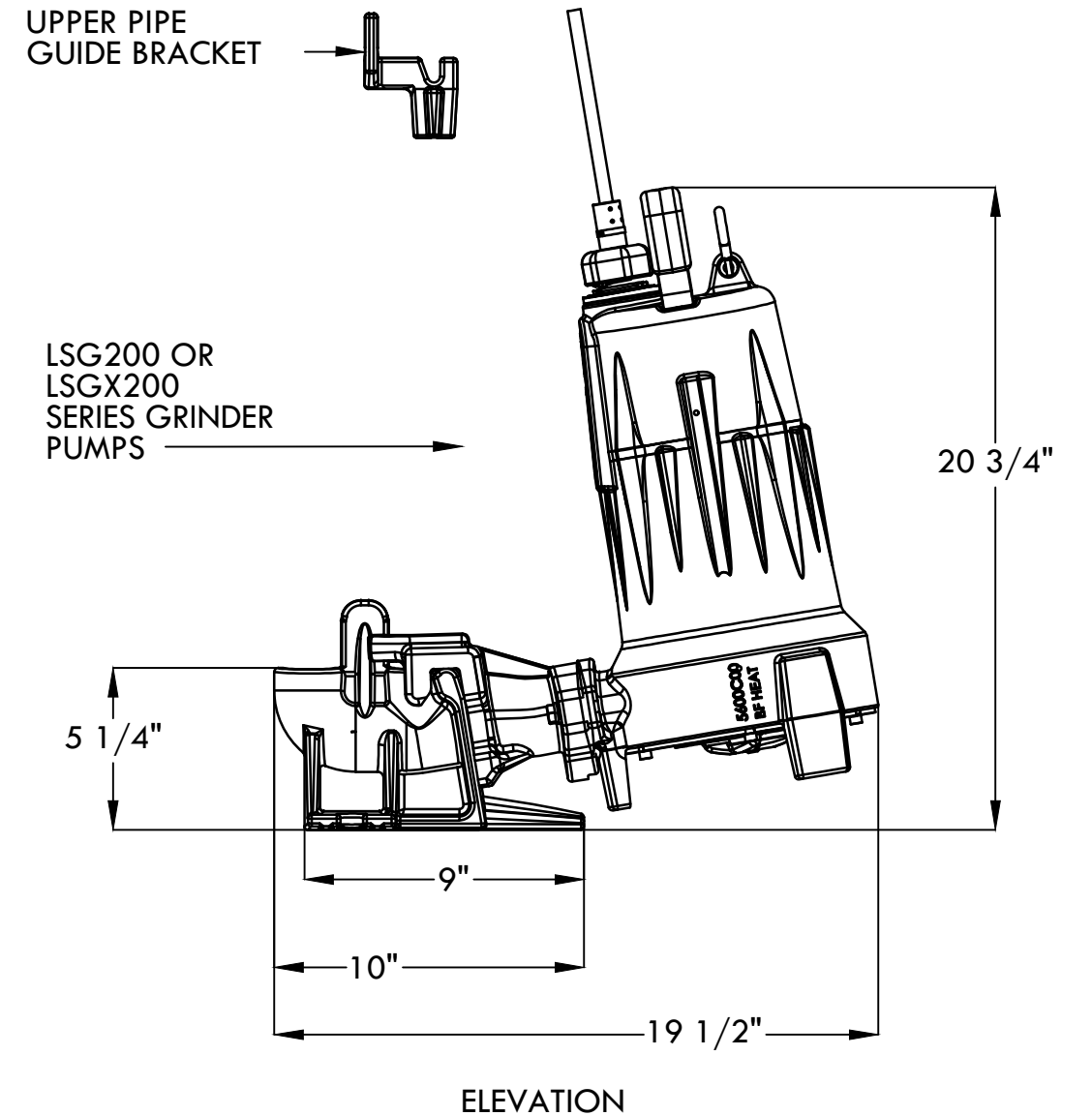
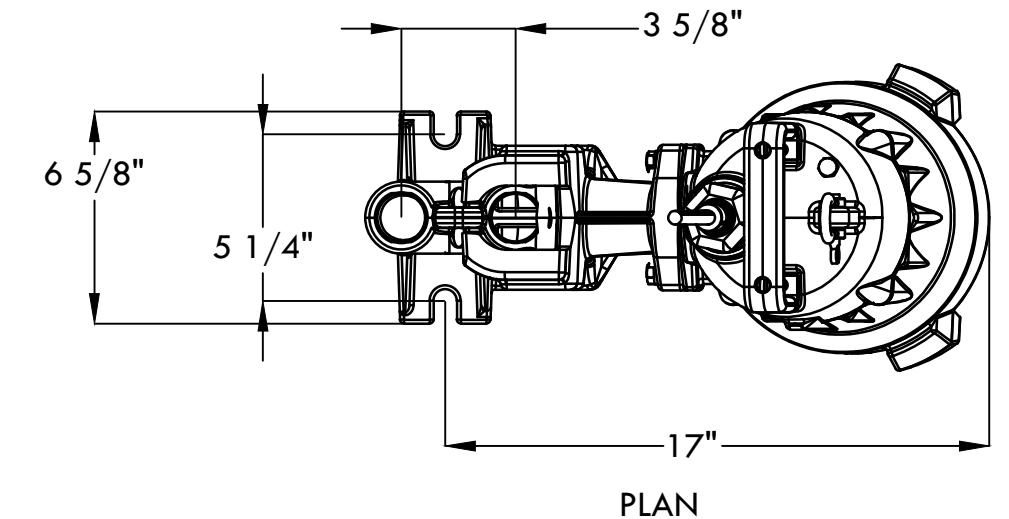


IDENTIFICATION STAMP
 DIV. OF THE STATE ARCHITECT
 APP: 02-118588 INC.
 REVIEWED FOR:
 SS FLS ACS
 DATE: 01/20/2021

VERDE DESIGN
 LANDSCAPE ARCHITECTURE
 CIVIL ENGINEERING
 SPORT PLANNING & DESIGN
 1843 Iron Point Rd. Suite 140
 Folsom, CA 95630
 Tel: 916-415-6554
 Fax: 916-415-6535
 www.VerdeDesignInc.com

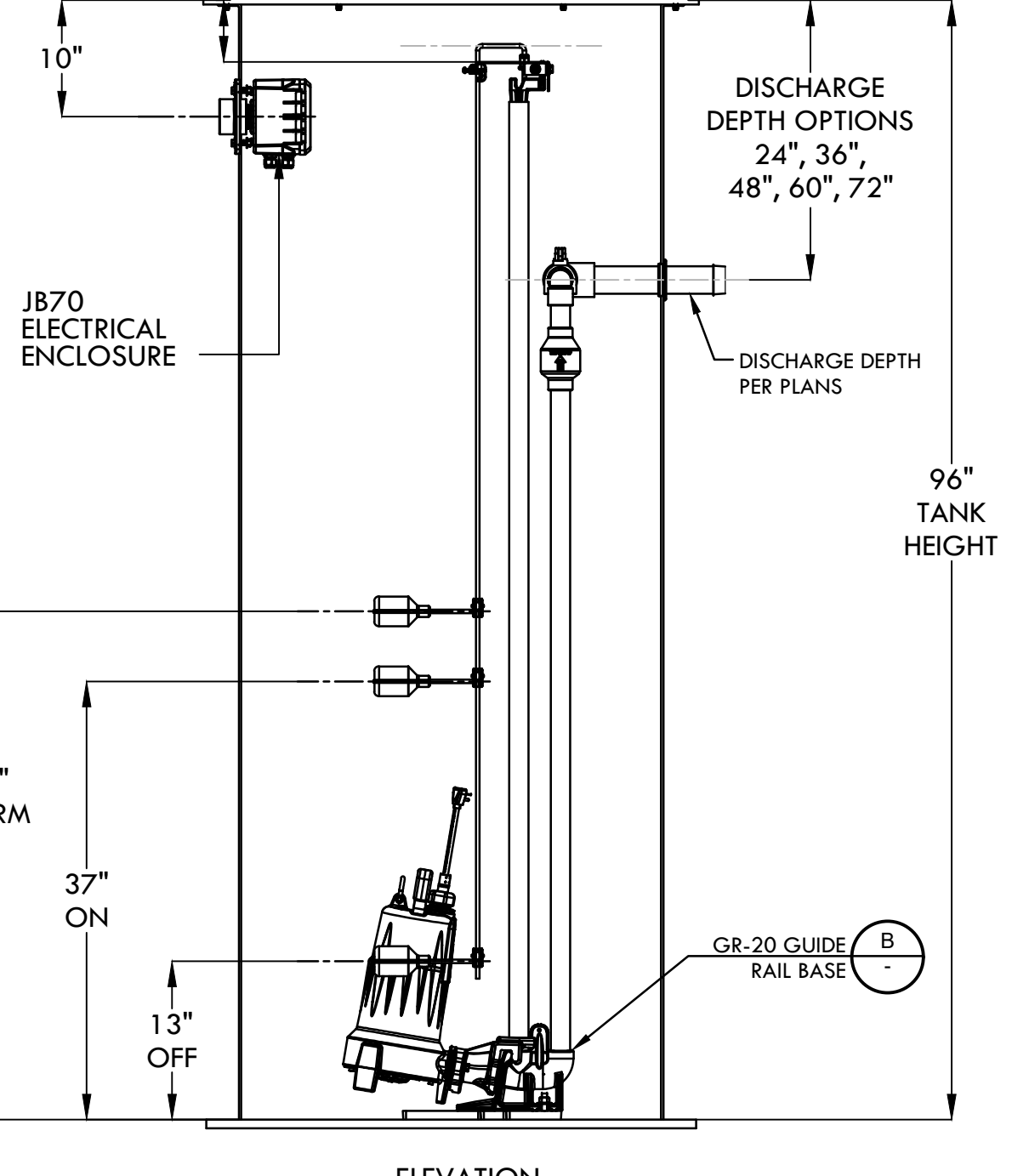
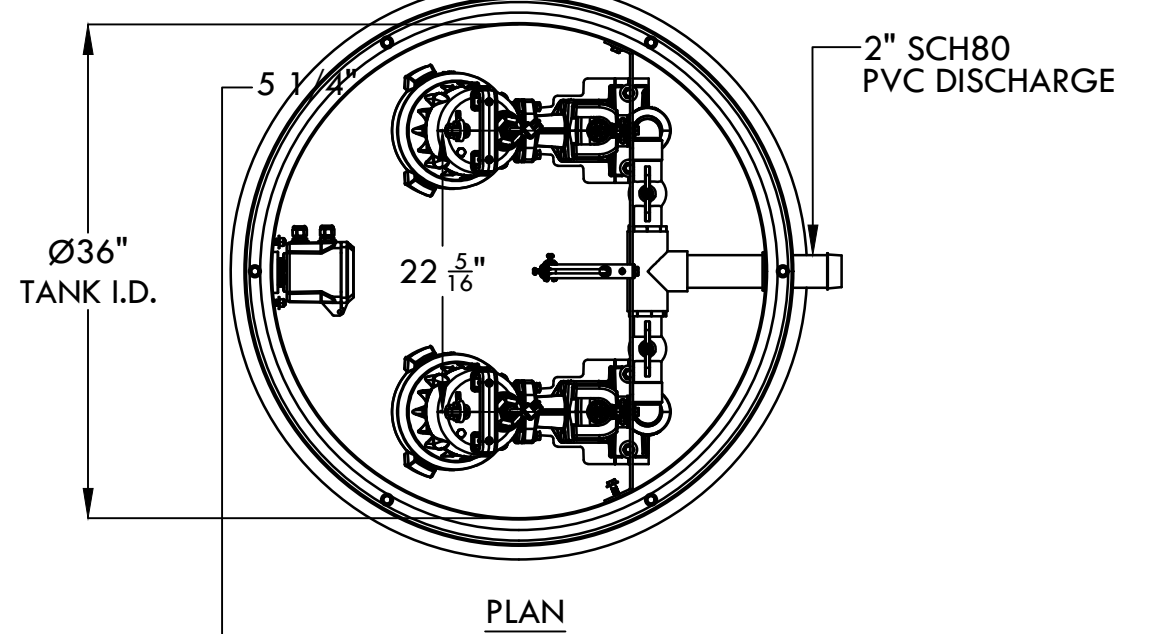
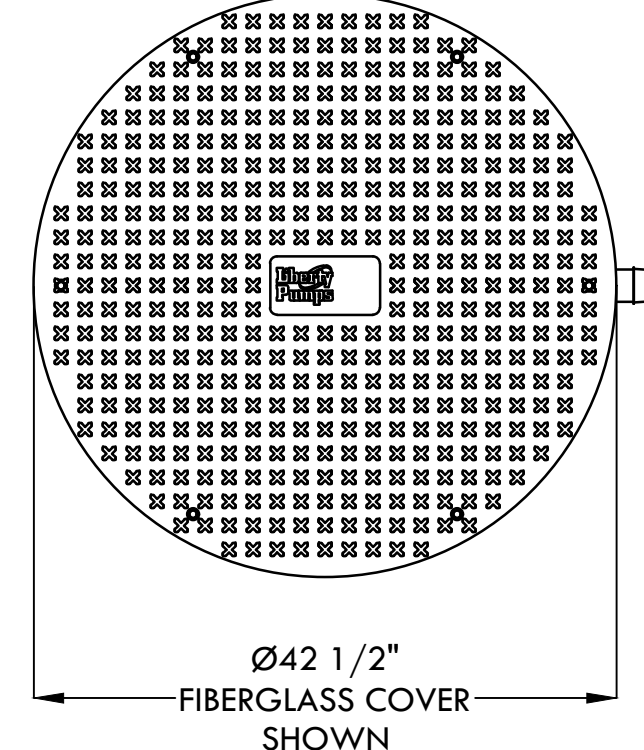


STAMP
 CONSULTANT



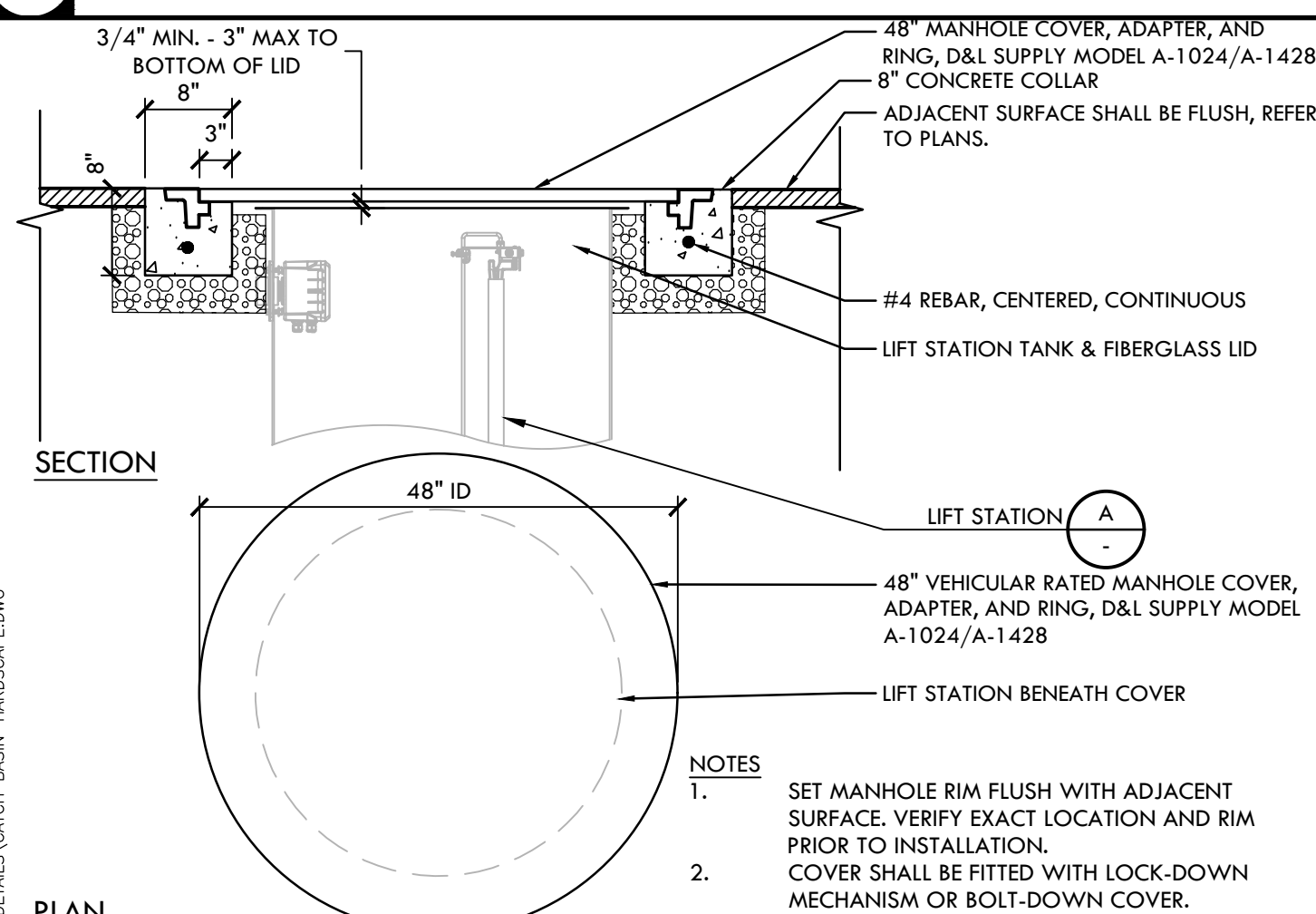
NOTE:
 1. INSTALL PER MANUFACTURER'S SPECIFICATIONS

B GR-20 GUIDE RAIL BASE NTS



NOTE:
 1. INSTALL PER MANUFACTURER'S SPECIFICATIONS
 2. SEE PUMP FLOW CURVE SPECIFICATIONS

A LIFT STATION NTS



NOTES:
 1. SET MANHOLE RIM FLUSH WITH ADJACENT SURFACE. VERIFY EXACT LOCATION AND RIM PRIOR TO INSTALLATION.
 2. COVER SHALL BE FITTED WITH LOCK-DOWN MECHANISM OR BOLT-DOWN COVER.

C MANHOLE COVER AT LIFT STATION NTS

SHEET TITLE
DRAINAGE AND UTILITIES DETAILS

PROJECT NAME
MESA VERDE HIGH SCHOOL ATHLETIC FACILITY IMPROVEMENTS

PROJECT ADDRESS
7501 CARRIAGE DRIVE CITRUS HEIGHTS, CA 95621

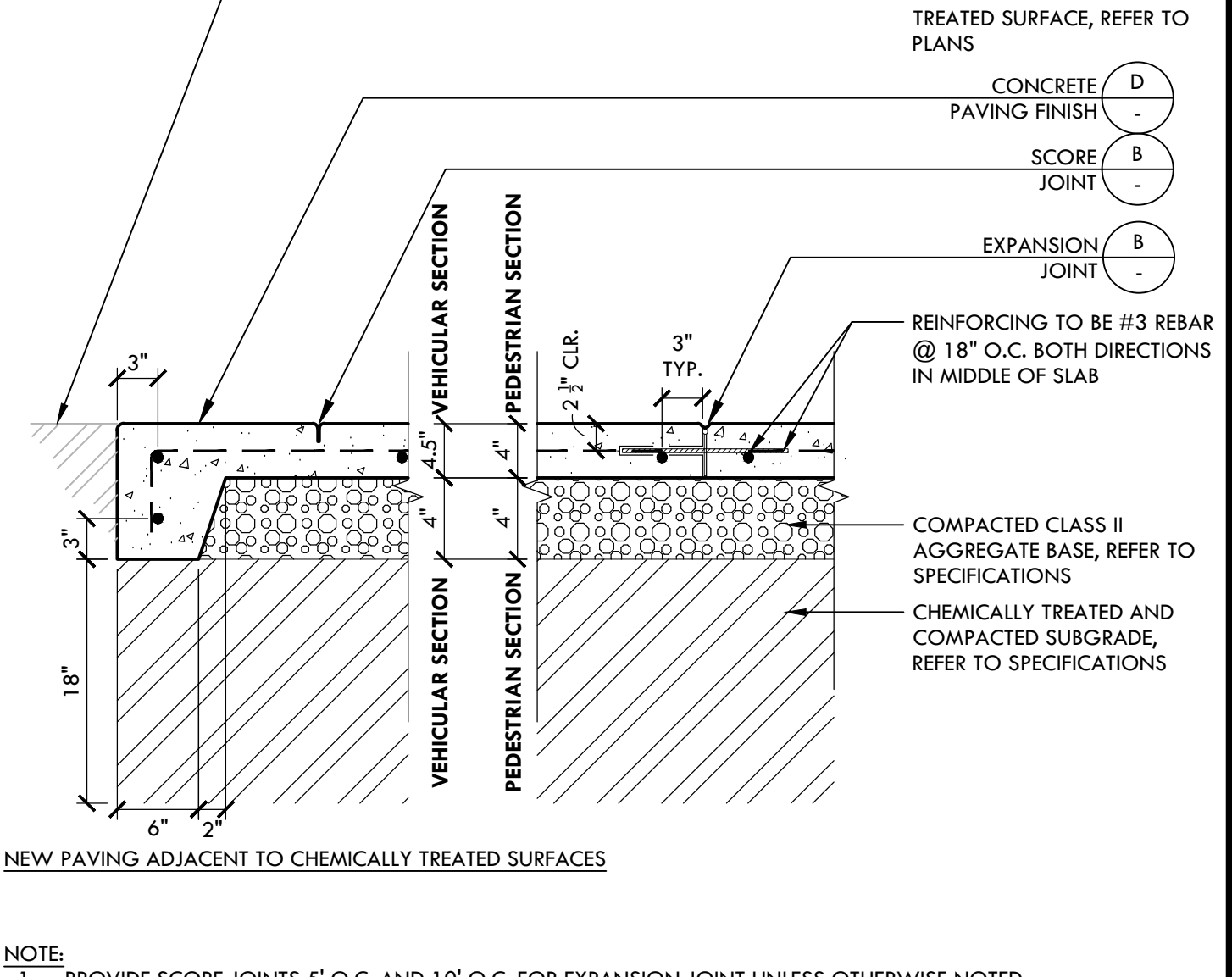
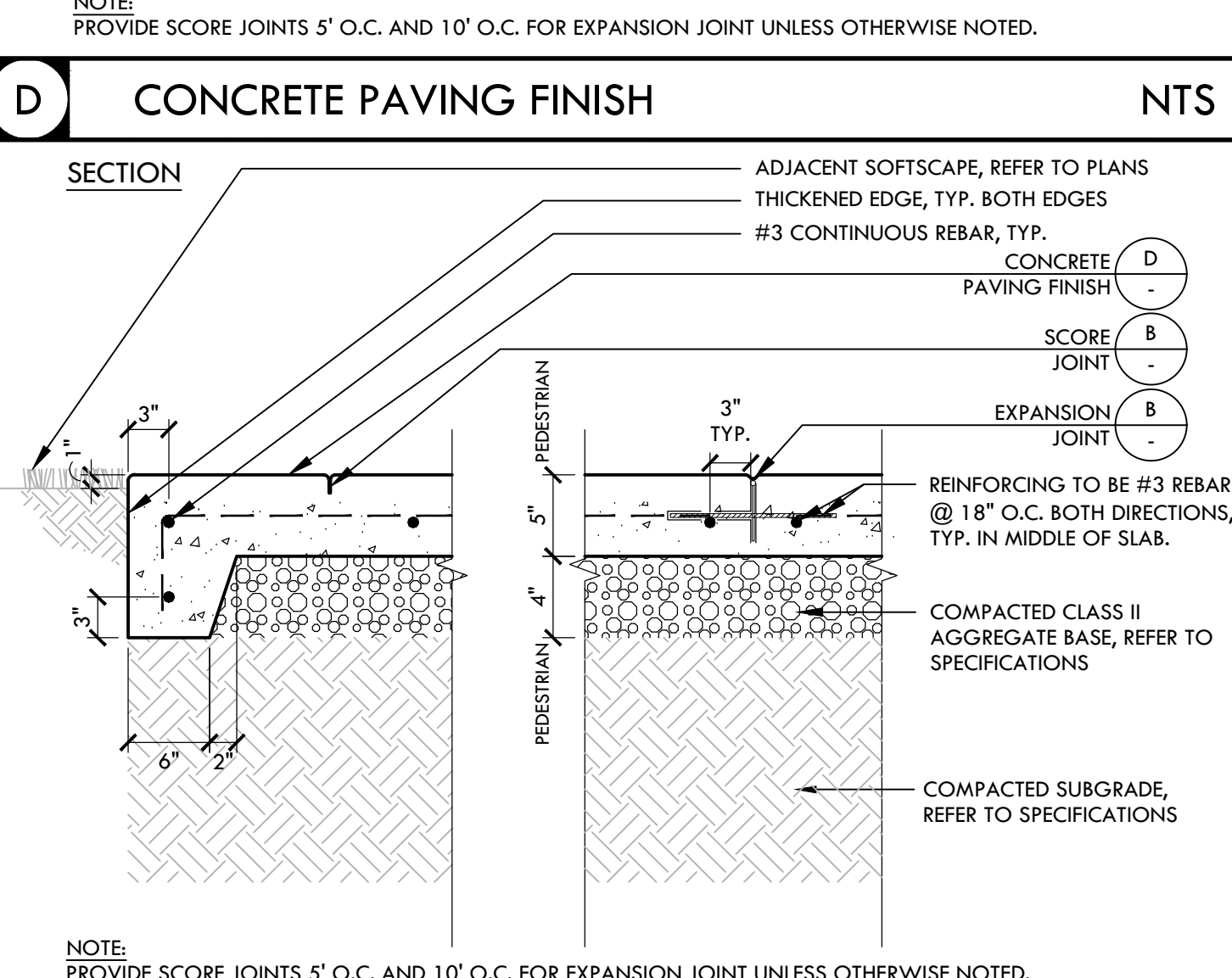
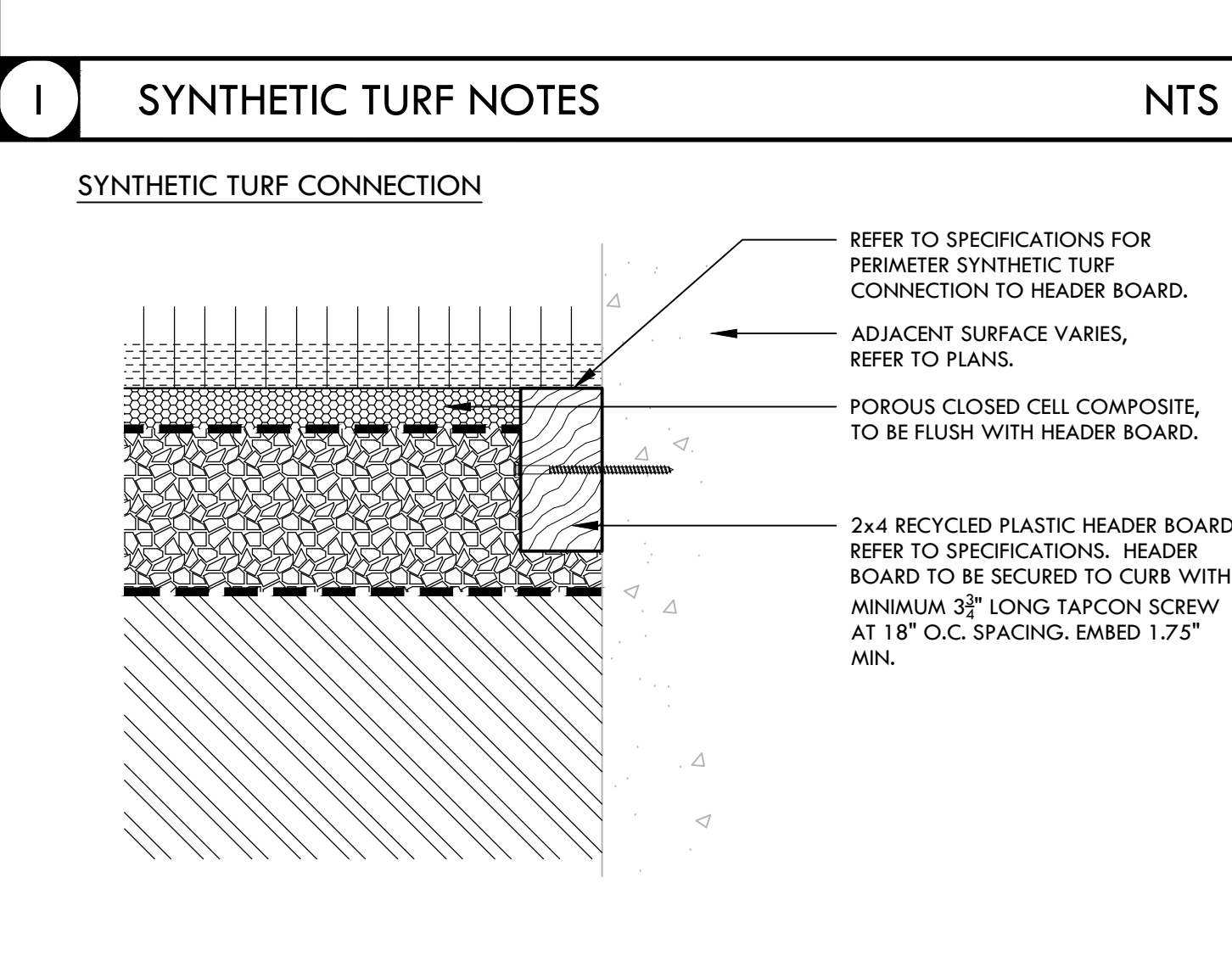
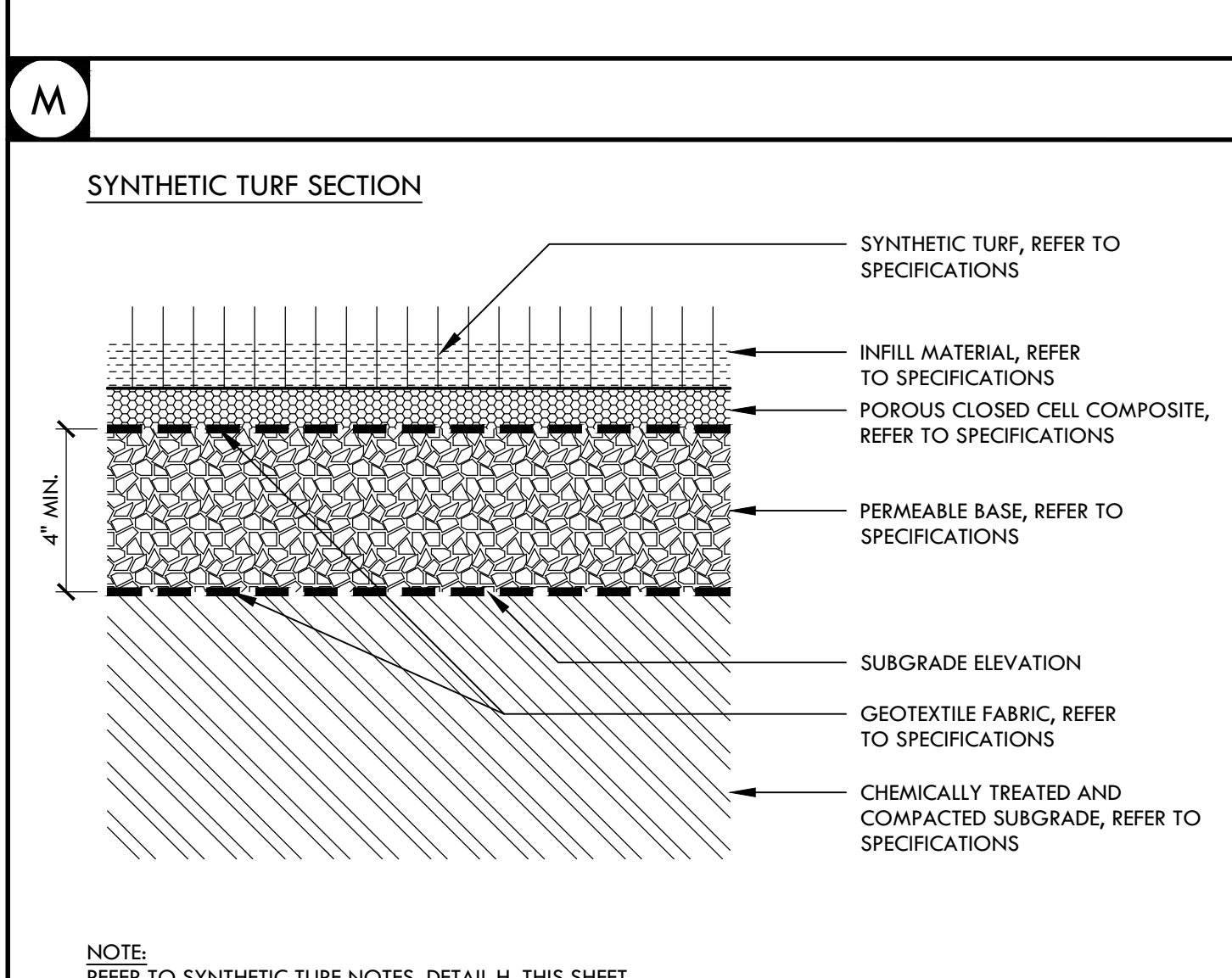
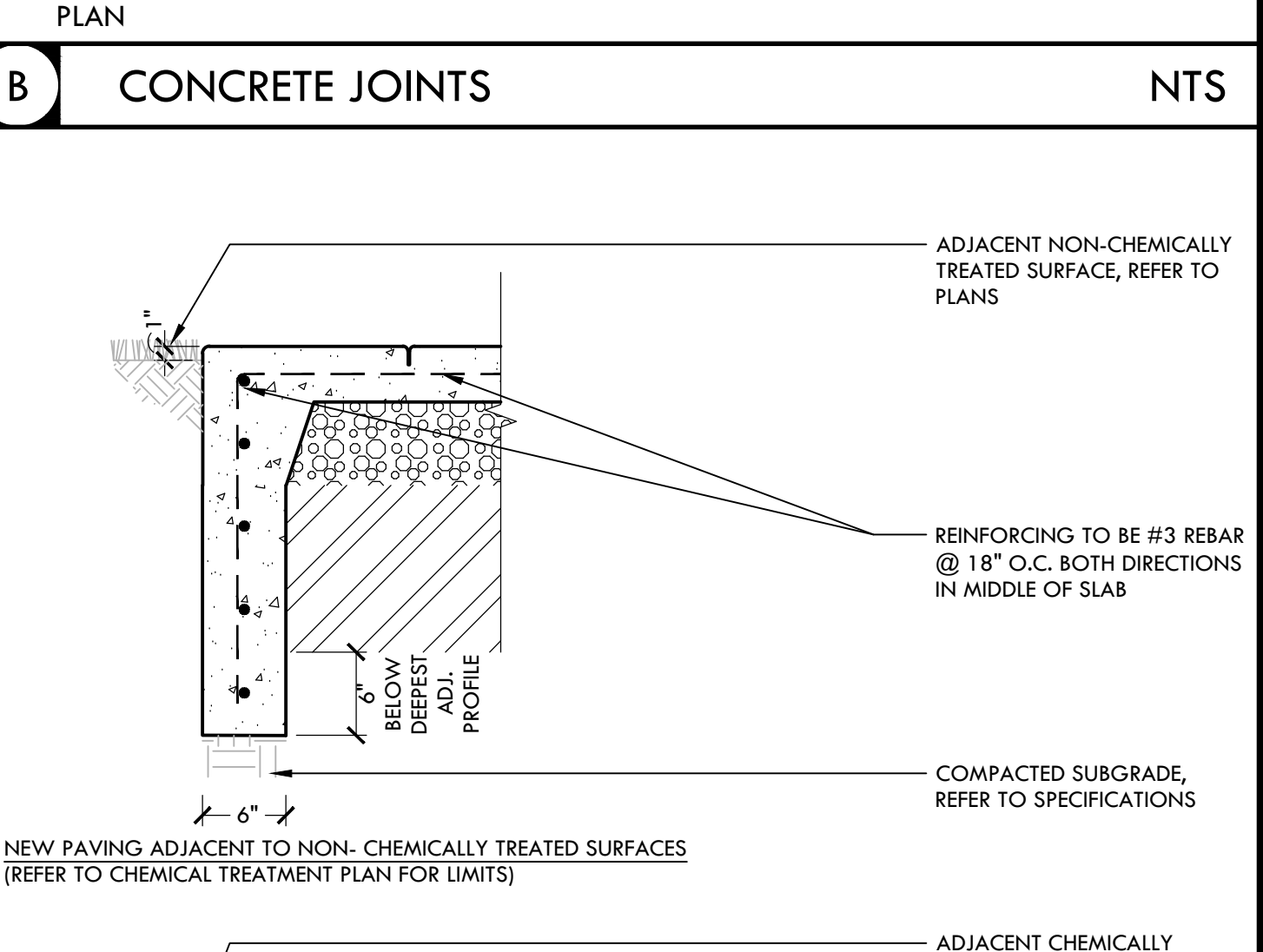
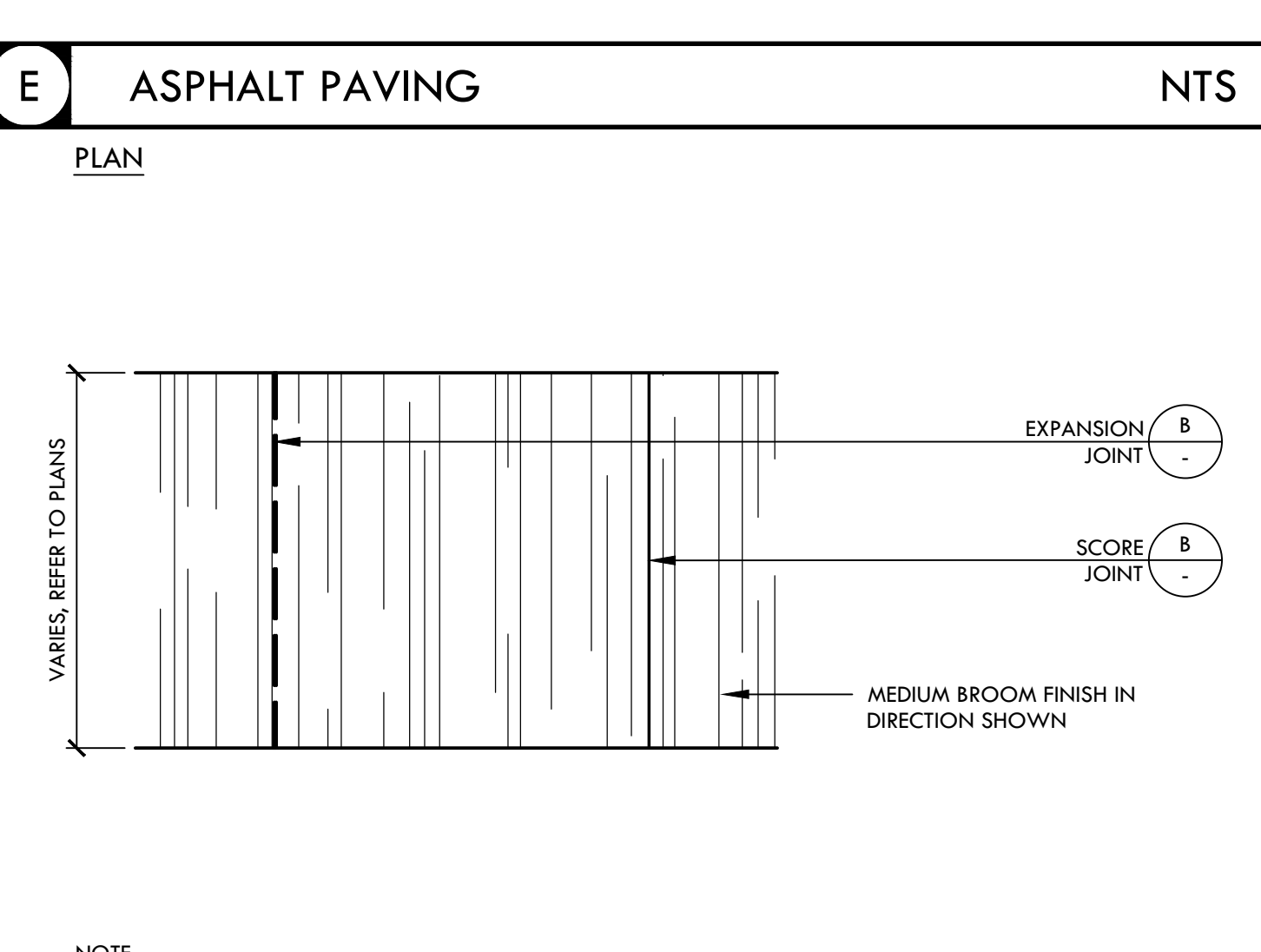
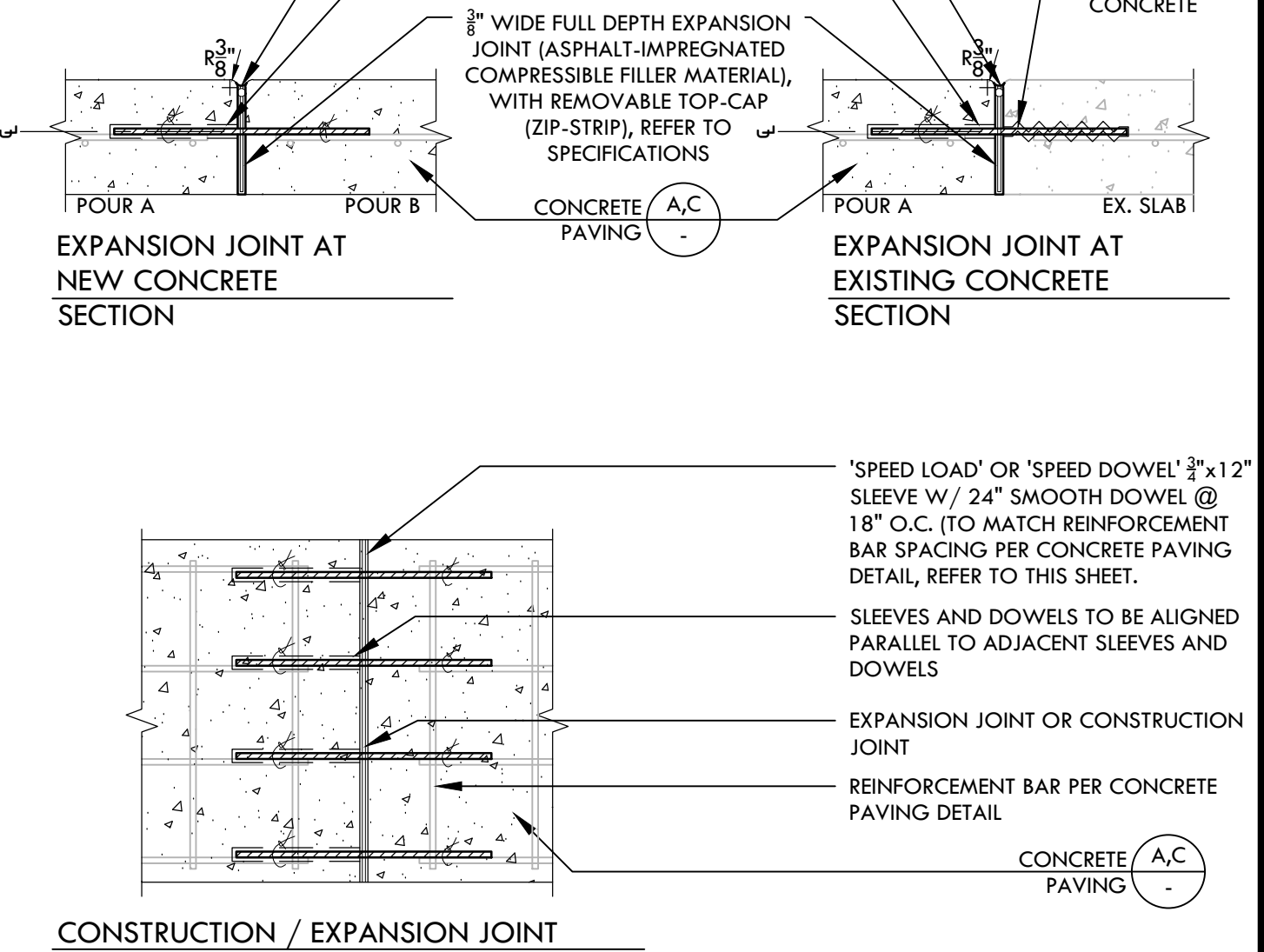
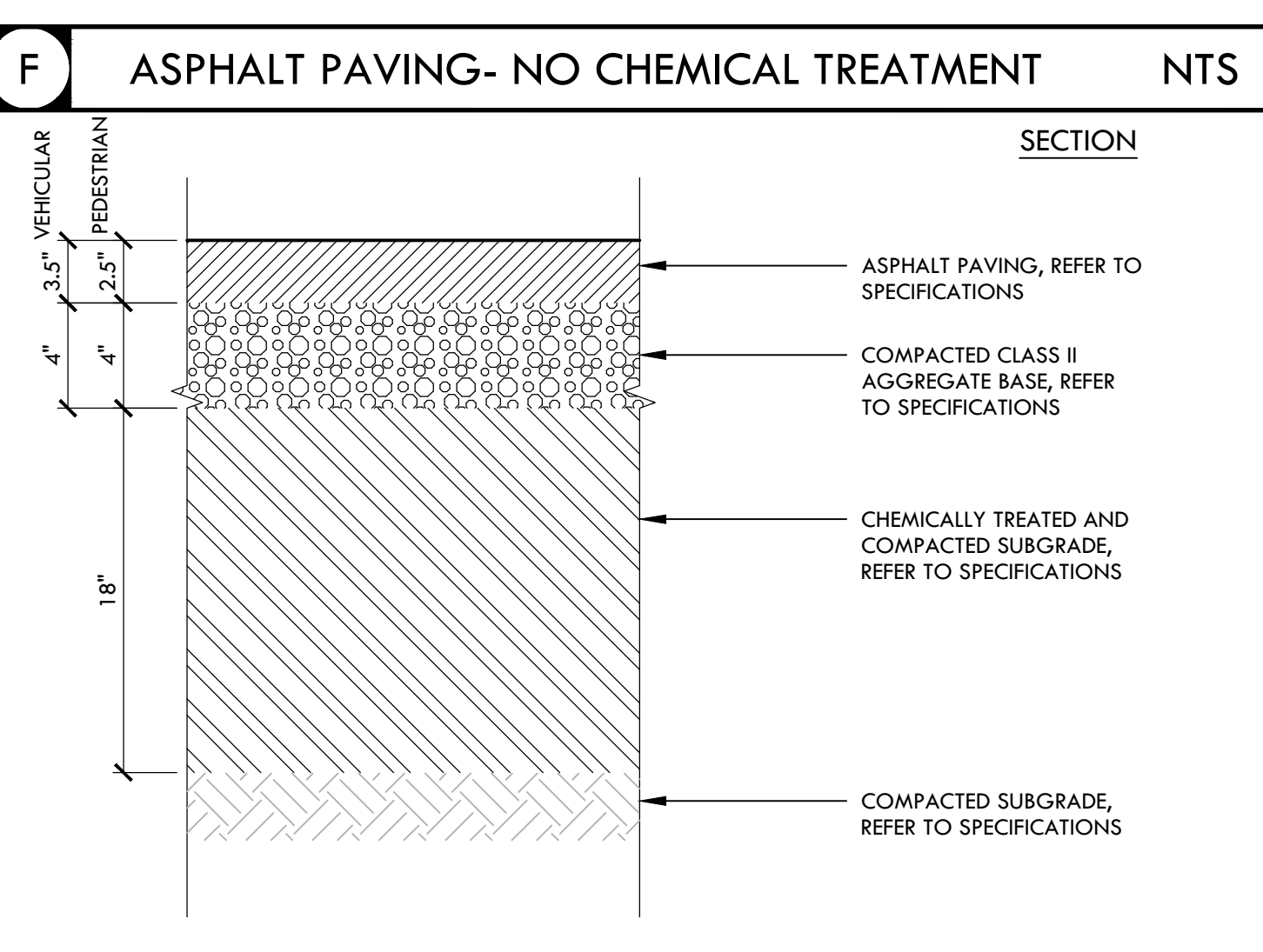
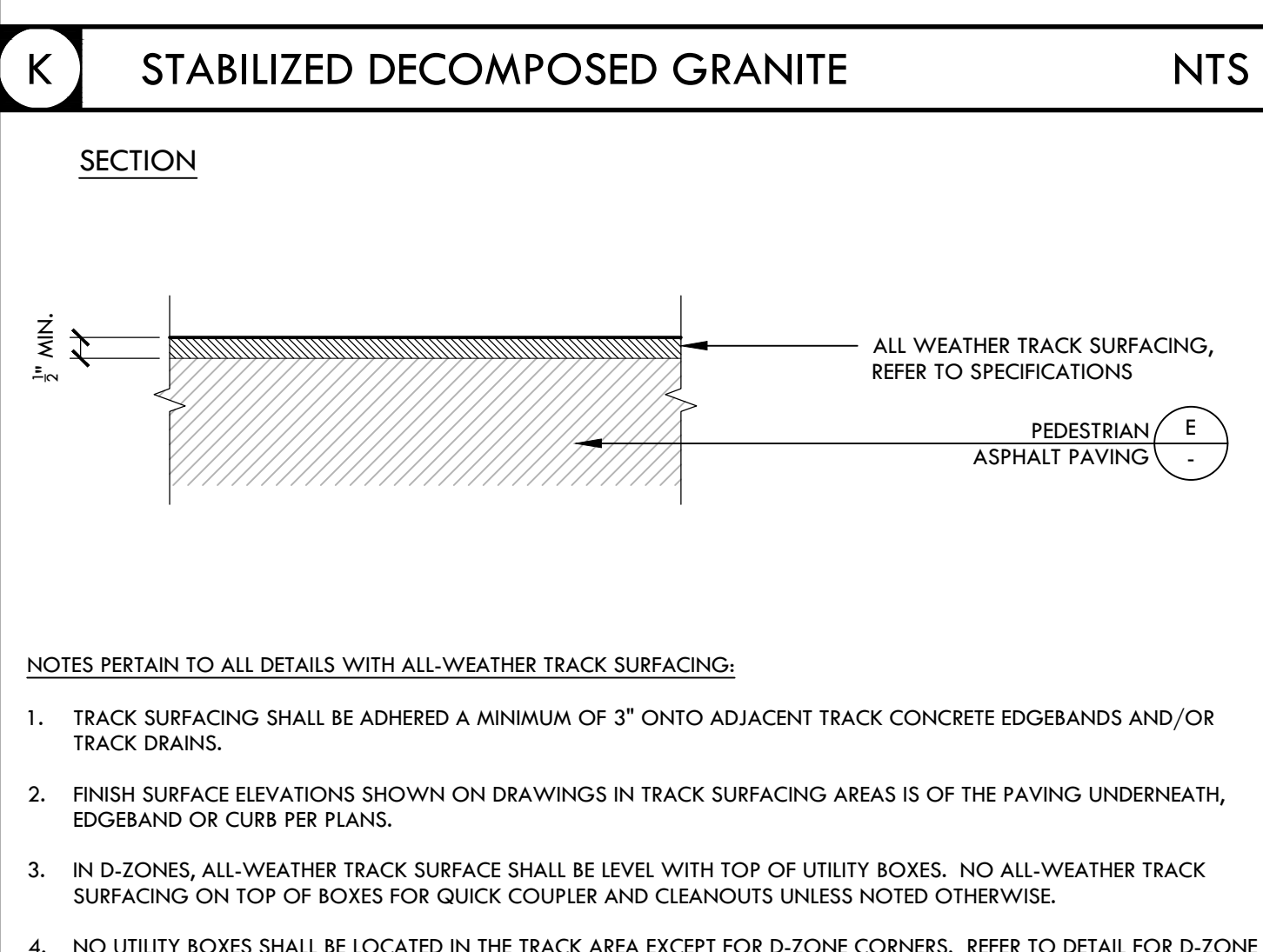
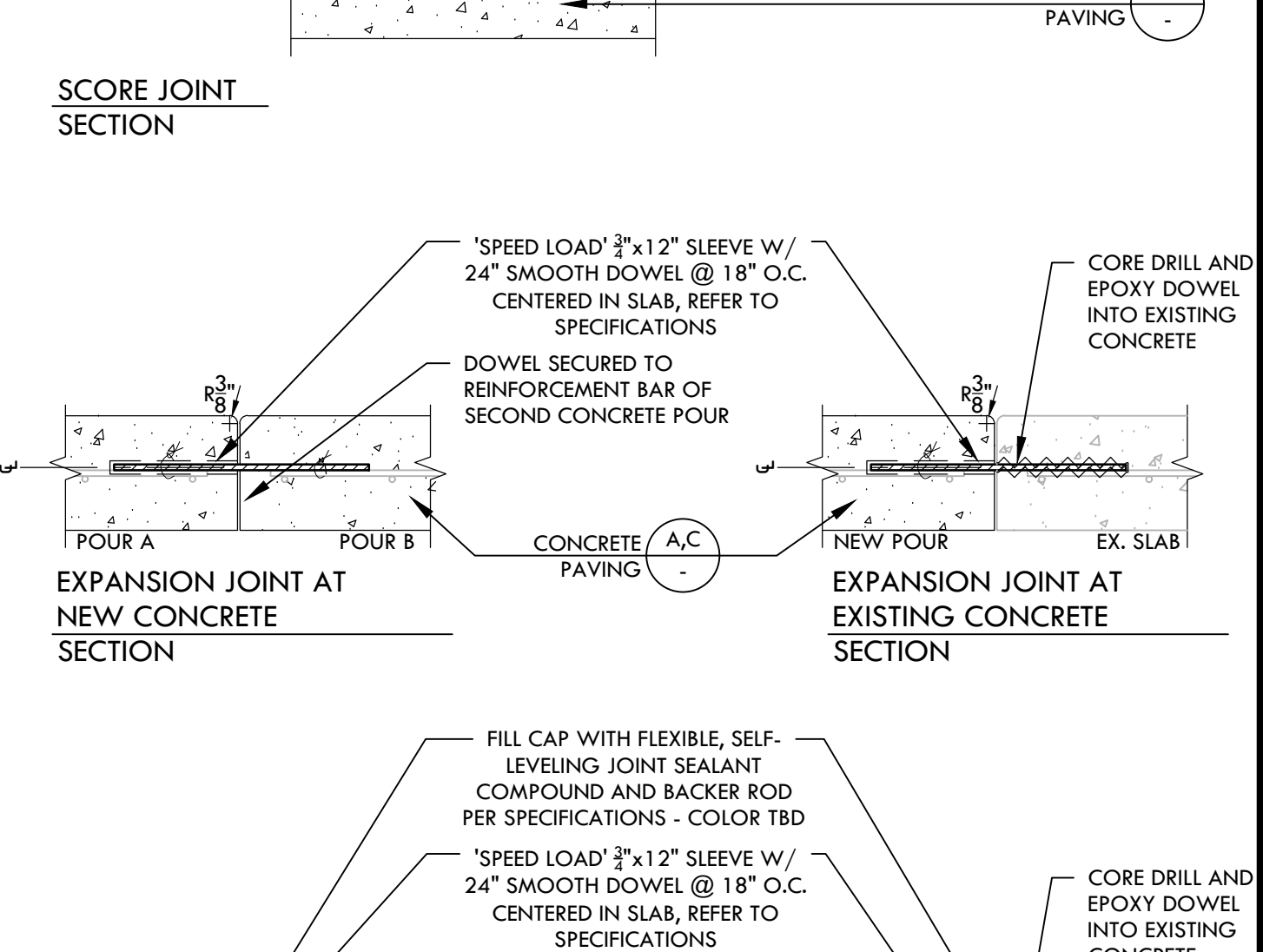
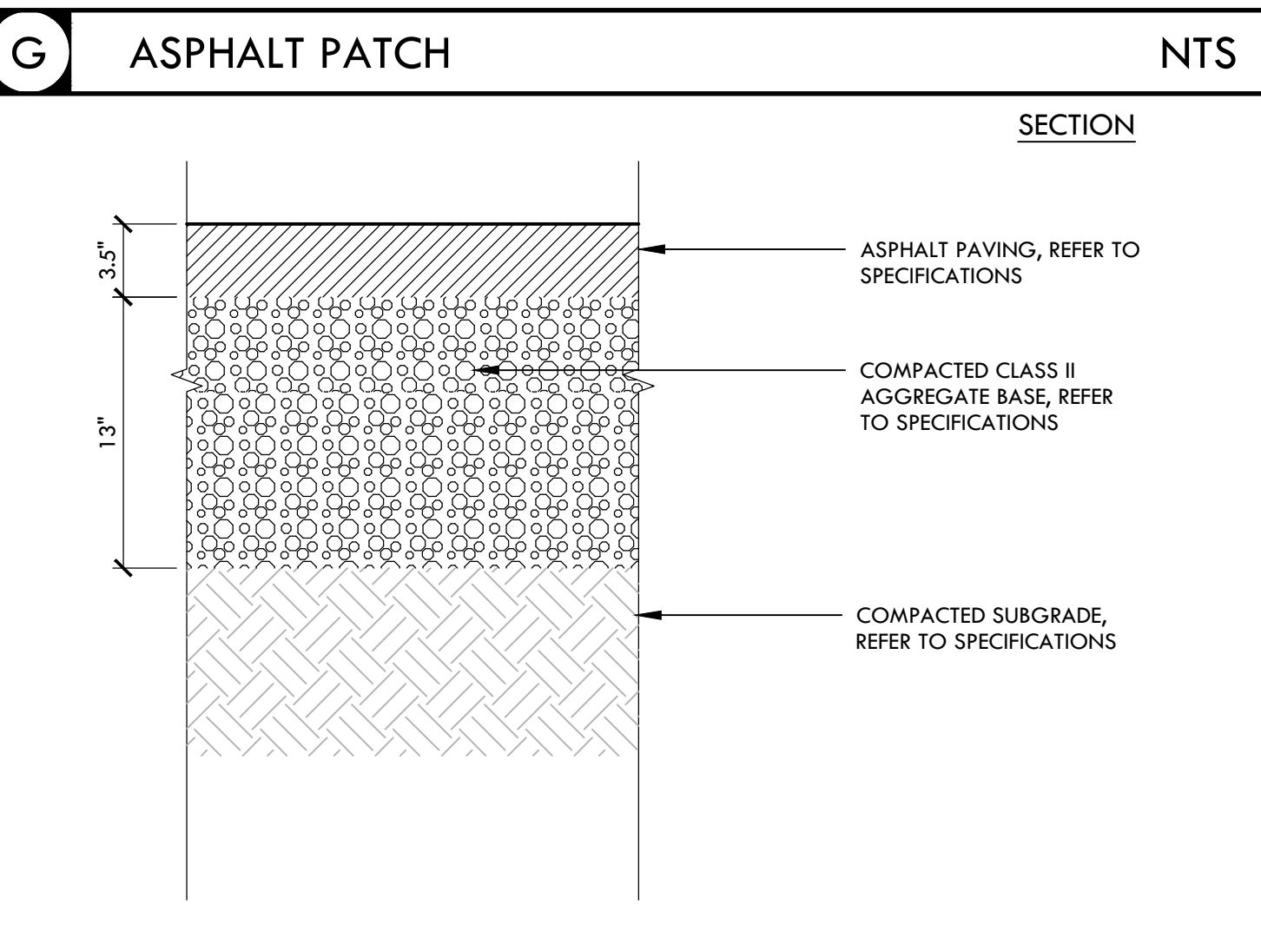
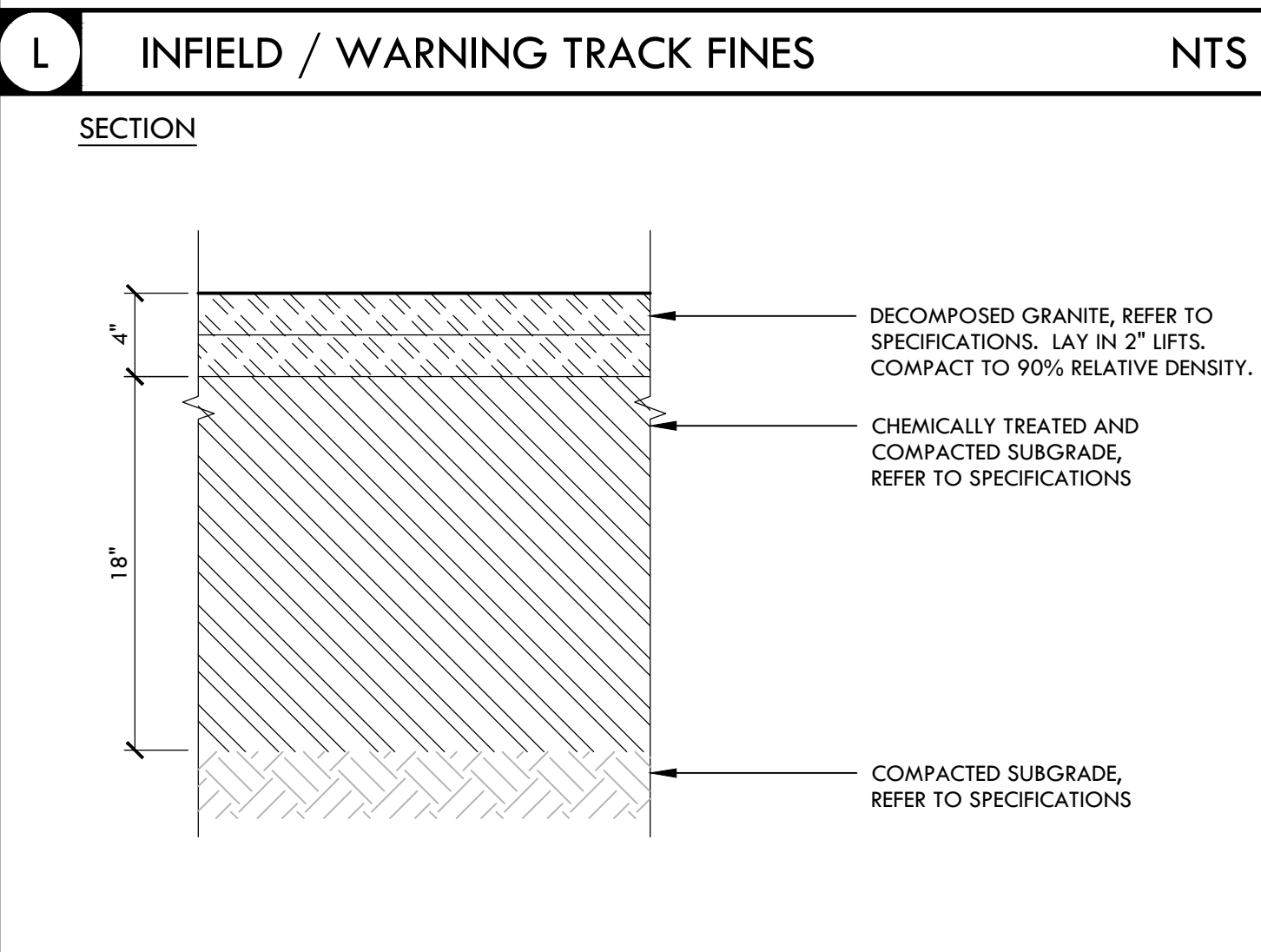
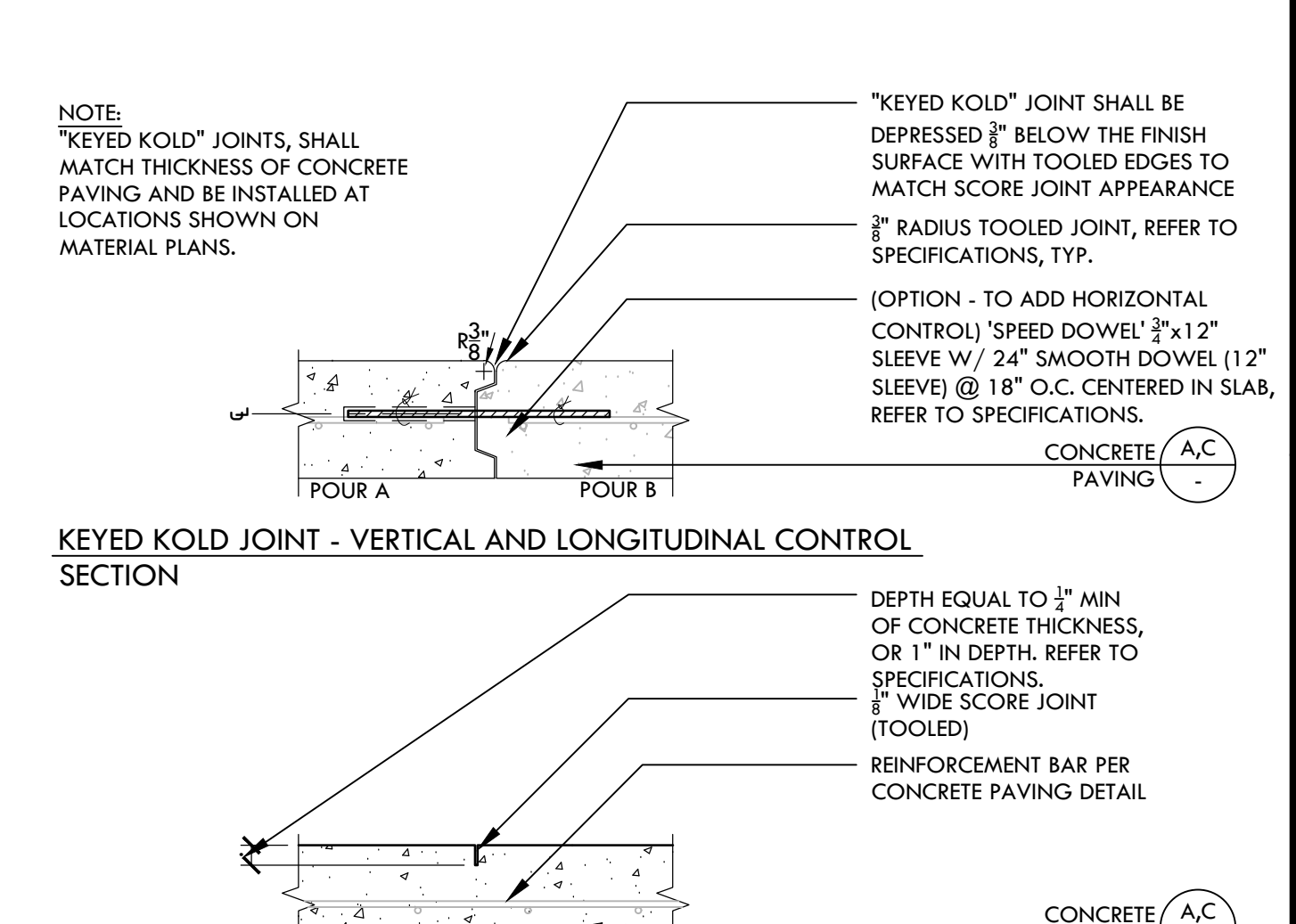
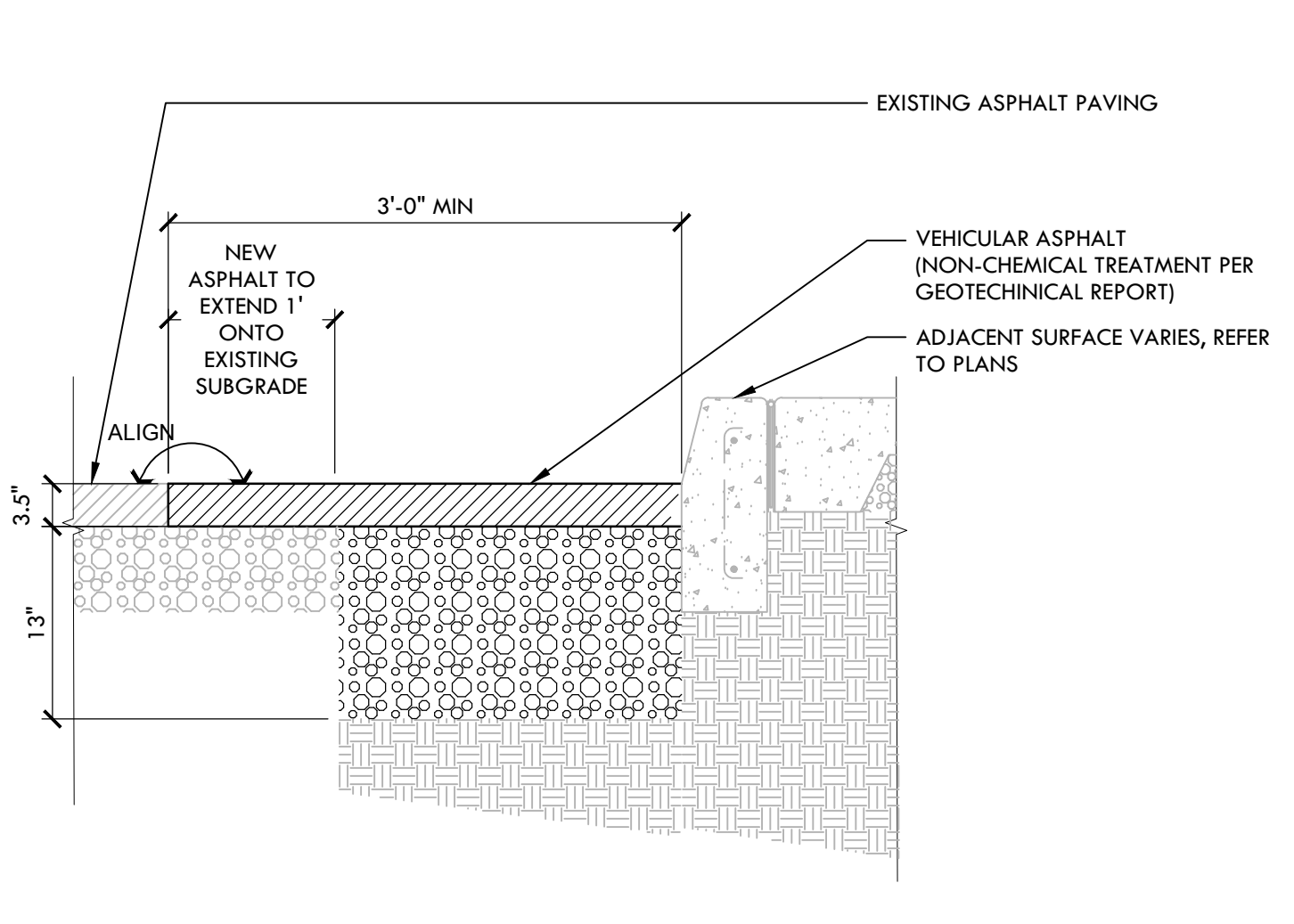
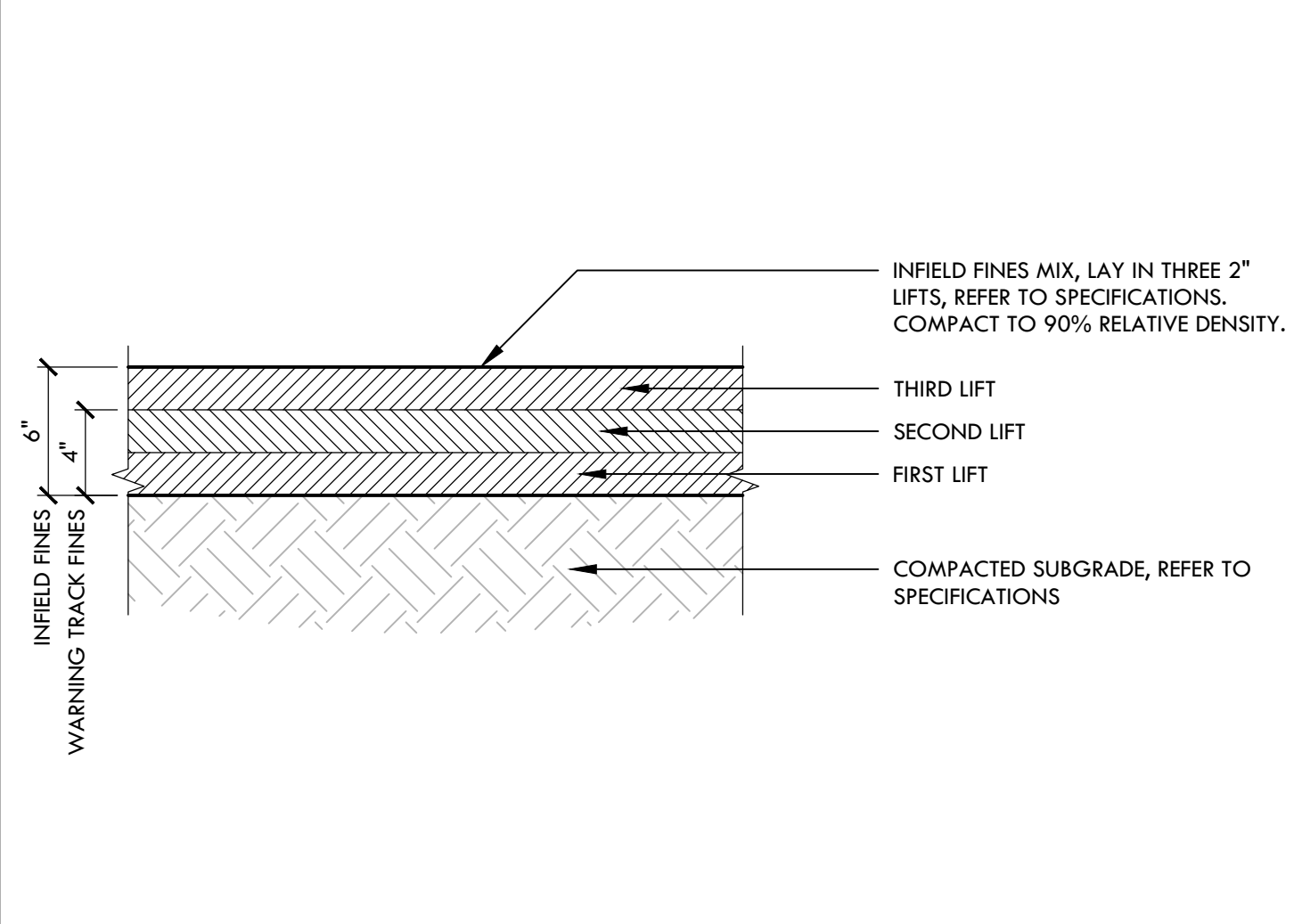
SUBMITTAL	DATE
50% SUBMITTAL	08/13/2020
DSA SUBMITTAL	10/15/2020
DSA BACKCHECK SUBMITTAL	01/20/2021

NO.	REVISIONS	DATE

DRAWN BY: VDI
 CHECKED BY: CS/MB
 DATE ISSUED: 01/20/2021
 SCALE:

PROJ. NO.: 1819500
 SHEET NO.: **L-514**

ALL DESIGN, CONSTRUCTION, AND/OR CONSTRUCTION DETAILS ARE THE PROPERTY OF VERDE DESIGN, INC. AND ARE NOT TO BE REPRODUCED, COPIED, OR TRANSMITTED IN ANY FORM OR BY ANY MEANS, ELECTRONIC OR MECHANICAL, INCLUDING PHOTOCOPYING, RECORDING, OR BY ANY INFORMATION STORAGE AND RETRIEVAL SYSTEM, WITHOUT THE WRITTEN PERMISSION OF VERDE DESIGN, INC.



H SYNTHETIC TURF WITH BROCK PAD NTS

C CONCRETE PAVING - NO CHEMICAL TREATMENT NTS

A CONCRETE PAVING - CHEMICALLY TREATED NTS

B CONCRETE JOINTS NTS

IDENTIFICATION STAMP
 DIV. OF THE STATE ARCHITECT
 APP: 02-118588 INC.
 REVIEWED FOR
 SS FLS ACS
 DATE: 01/20/2021

VERDE DESIGN
 LANDSCAPE ARCHITECTURE
 CIVIL ENGINEERING
 SPORT PLANNING & DESIGN
 1843 Iron Point Rd. Suite 140
 Folsom, CA 95630
 Tel: 916-415-6554
 Fax: 916-415-6555
 www.VerdeDesign.com

STAMP

CONSULTANT

SHEET TITLE

CONSTRUCTION DETAILS - HARDSCAPE

PROJECT NAME

MESA VERDE HIGH SCHOOL ATHLETIC FACILITY IMPROVEMENTS

PROJECT ADDRESS

**7501 CARRIAGE DRIVE
CITRUS HEIGHTS, CA
95621**

SUBMITTAL	DATE
50% SUBMITTAL	08/13/2020
DSA SUBMITTAL	10/15/2020
DSA BACKCHECK SUBMITTAL	01/20/2021

NO.	REVISIONS	DATE

DRAWN BY: VDI
 CHECKED BY: CS/MB
 DATE ISSUED: 01/20/2021
 SCALE: AS NOTED
 PROJ. NO.: 1819500
 SHEET NO.: **L-521**

ALL RIGHTS RESERVED. NO PART OF THIS DOCUMENT IS TO BE REPRODUCED, COPIED, OR TRANSMITTED IN ANY FORM OR BY ANY MEANS, ELECTRONIC OR MECHANICAL, INCLUDING PHOTOCOPYING, RECORDING, OR BY ANY INFORMATION STORAGE AND RETRIEVAL SYSTEM. ANY UNAUTHORIZED REPRODUCTION OR TRANSMISSION OF THIS DOCUMENT IS STRICTLY PROHIBITED. THE DESIGNER ASSUMES NO LIABILITY FOR ANY DAMAGE, INCLUDING CONSEQUENTIAL DAMAGES, ARISING FROM THE USE OF THIS DOCUMENT. THE DESIGNER'S LIABILITY IS LIMITED TO THE PROFESSIONAL SERVICES PROVIDED HEREIN. THE USER SHALL BE RESPONSIBLE FOR OBTAINING ALL NECESSARY PERMITS AND APPROVALS FROM THE APPROPRIATE AGENCIES. THE DESIGNER'S LIABILITY IS LIMITED TO THE PROFESSIONAL SERVICES PROVIDED HEREIN. THE USER SHALL BE RESPONSIBLE FOR OBTAINING ALL NECESSARY PERMITS AND APPROVALS FROM THE APPROPRIATE AGENCIES.



P



K



O

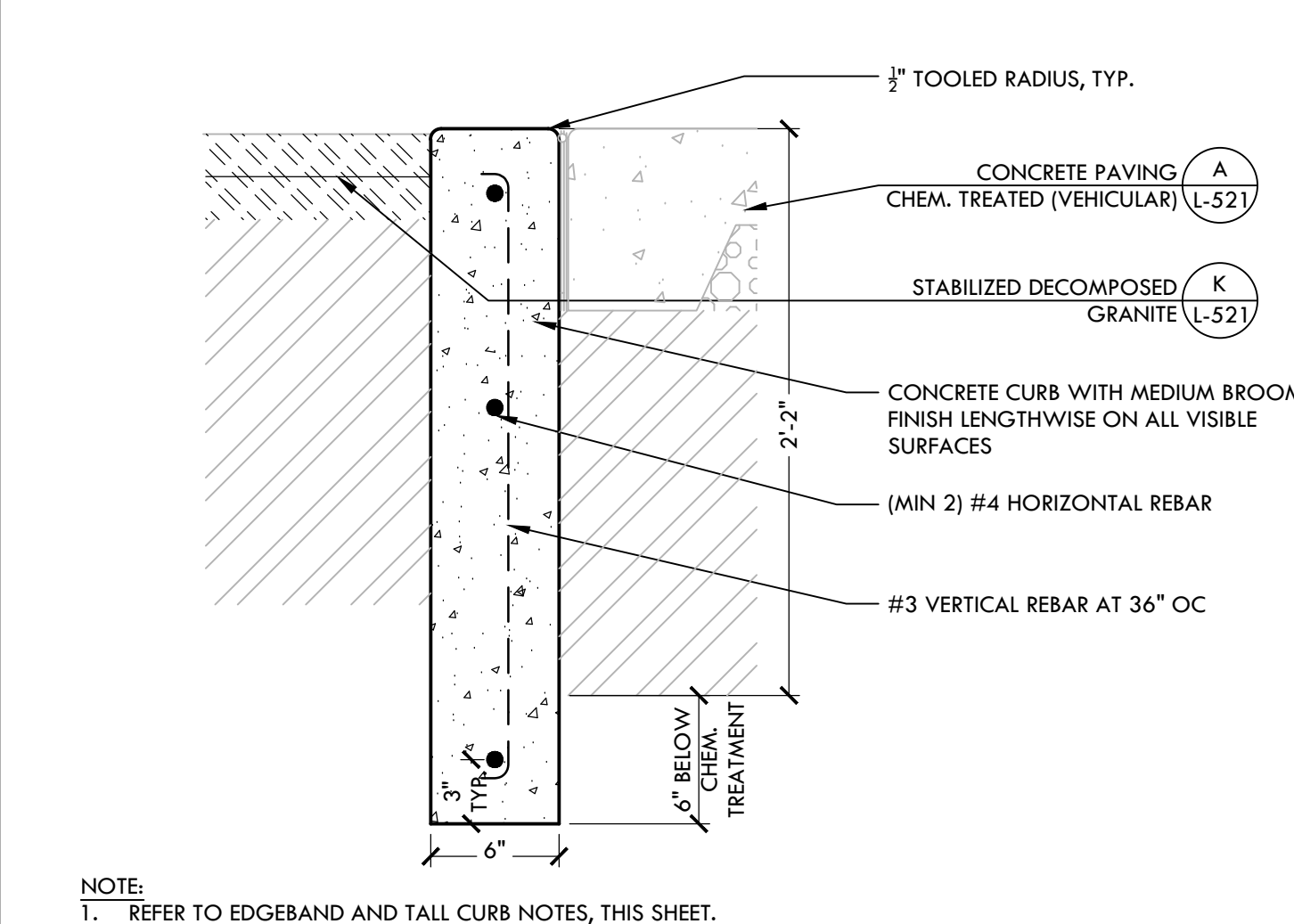


N

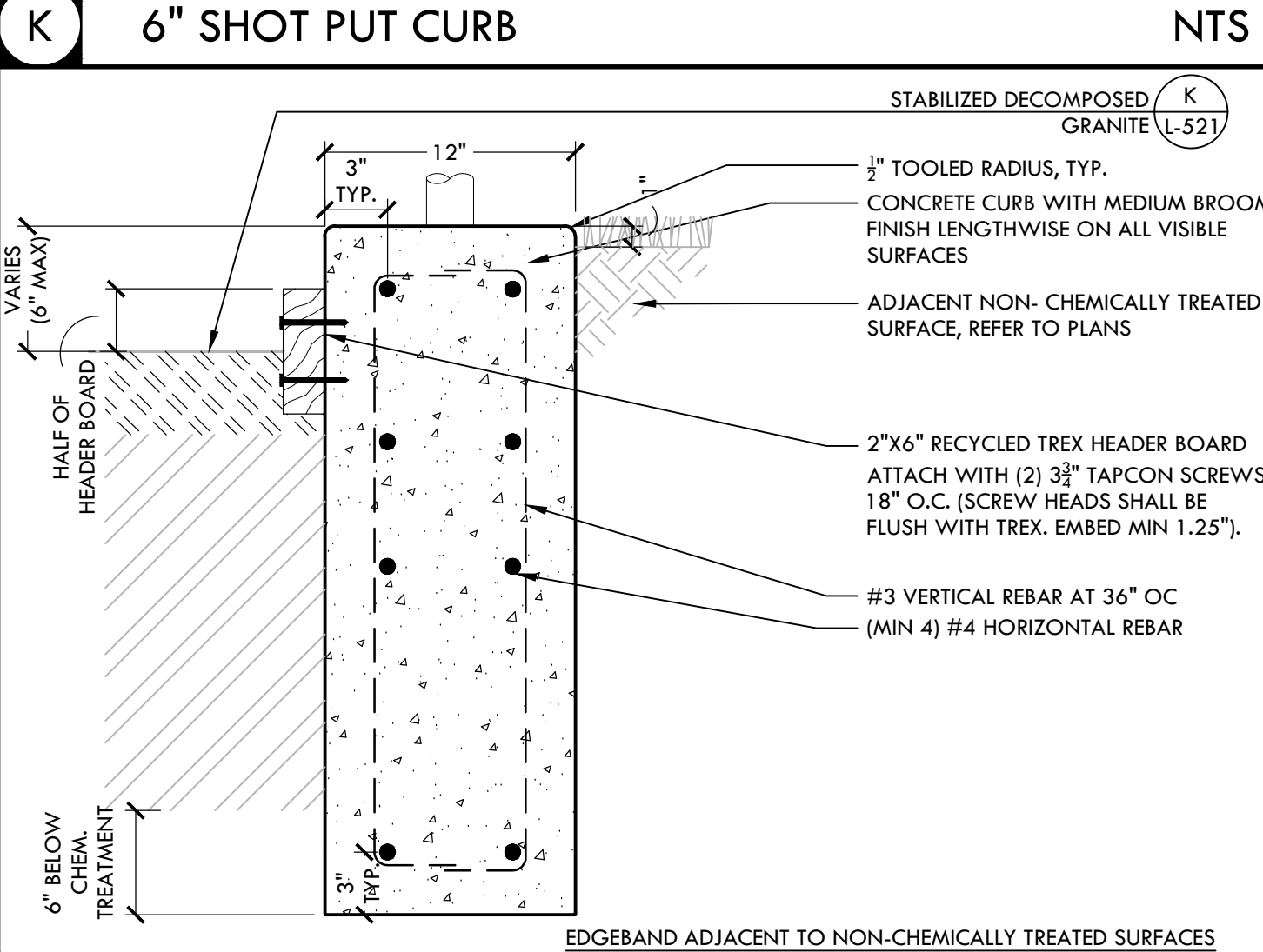


M

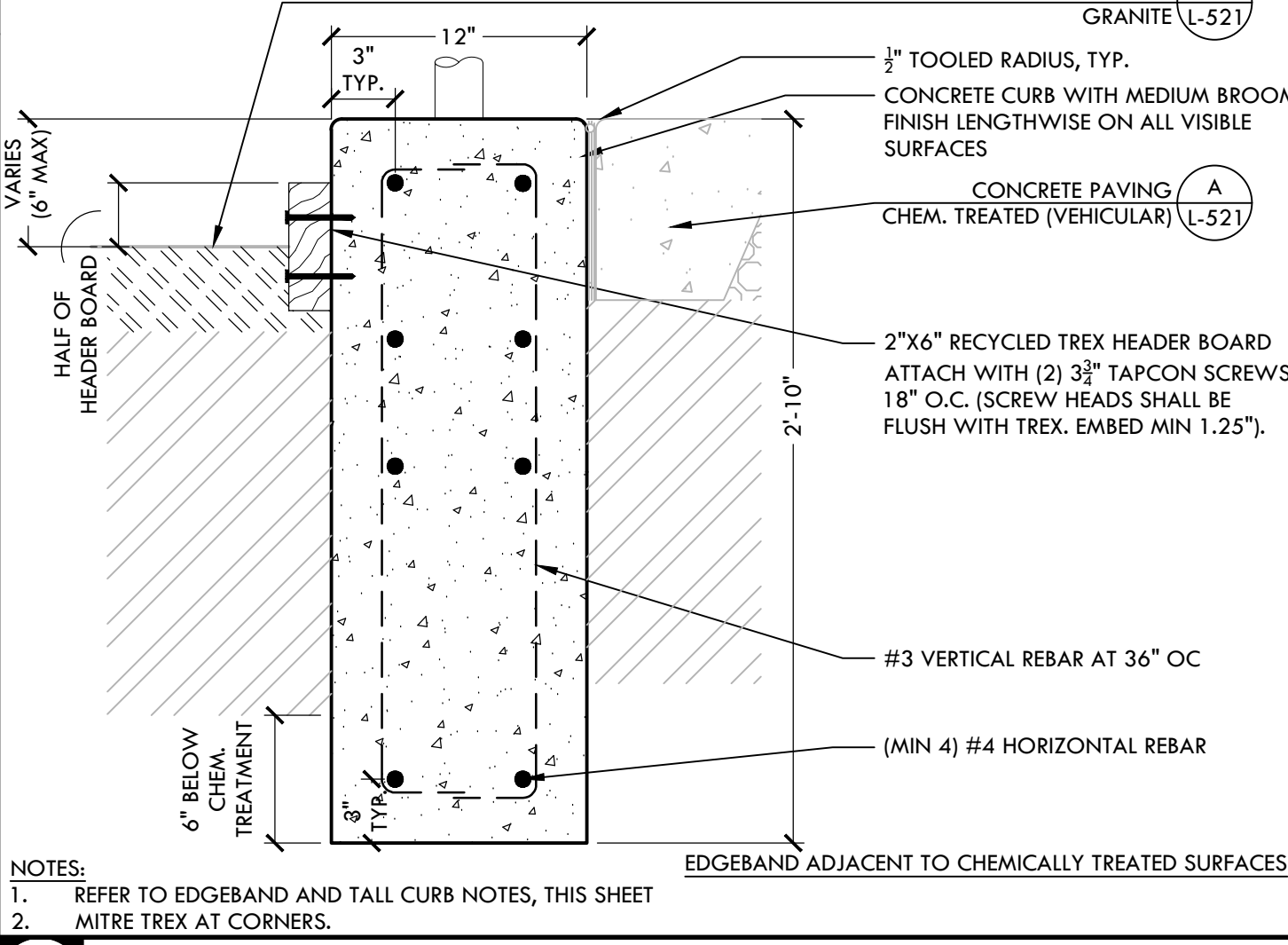
L CURB & GUTTER NTS



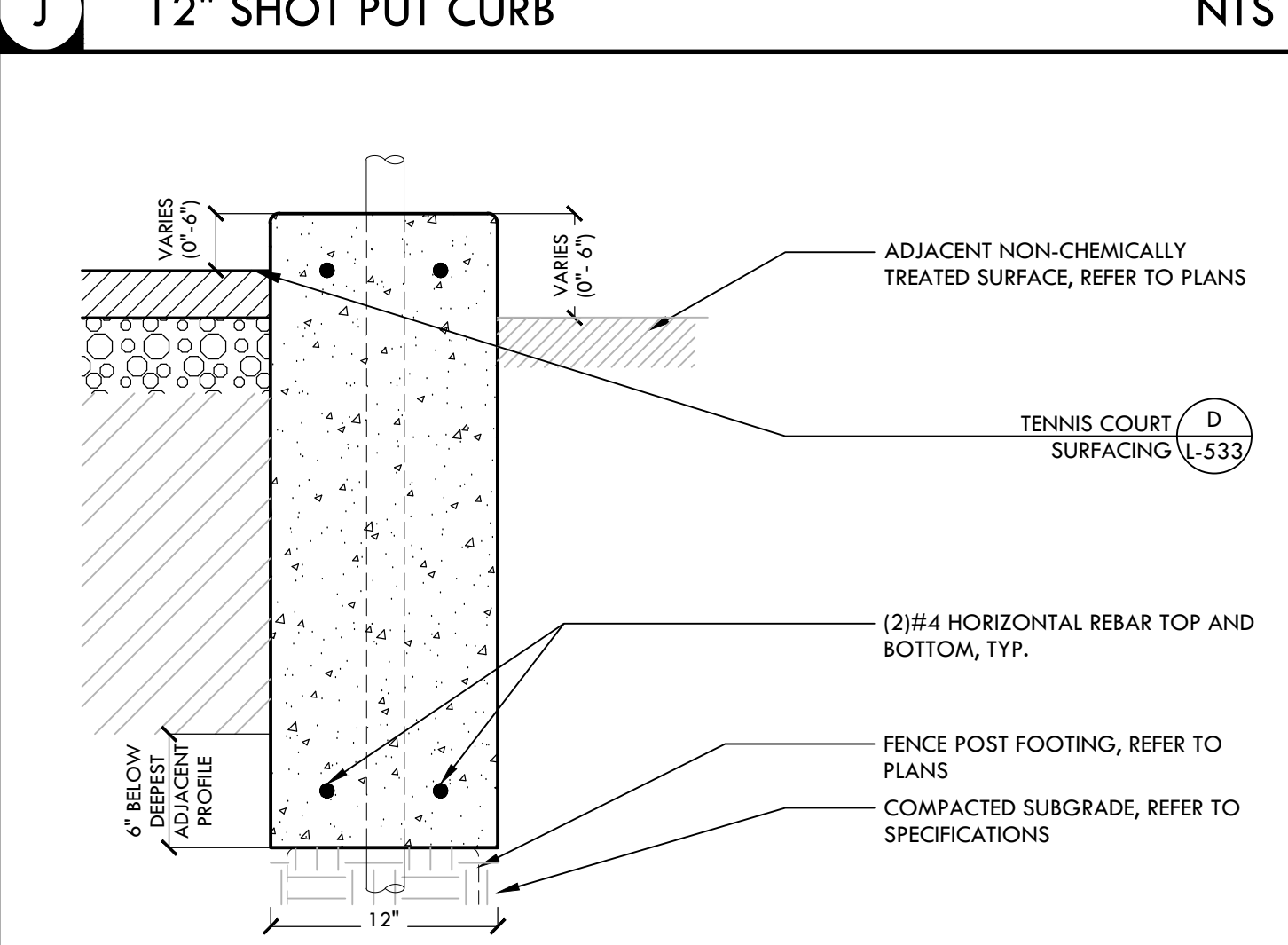
H



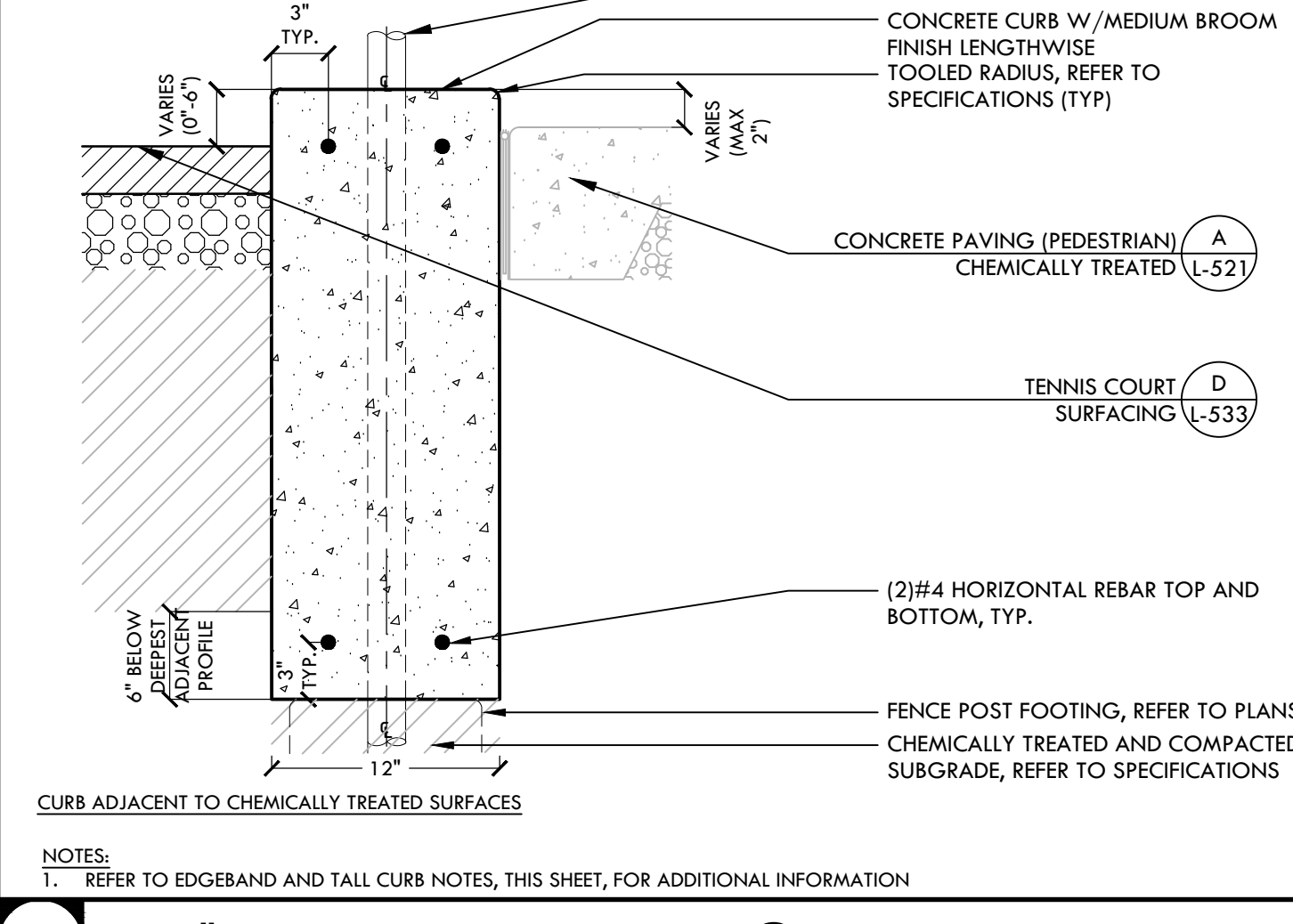
J



G

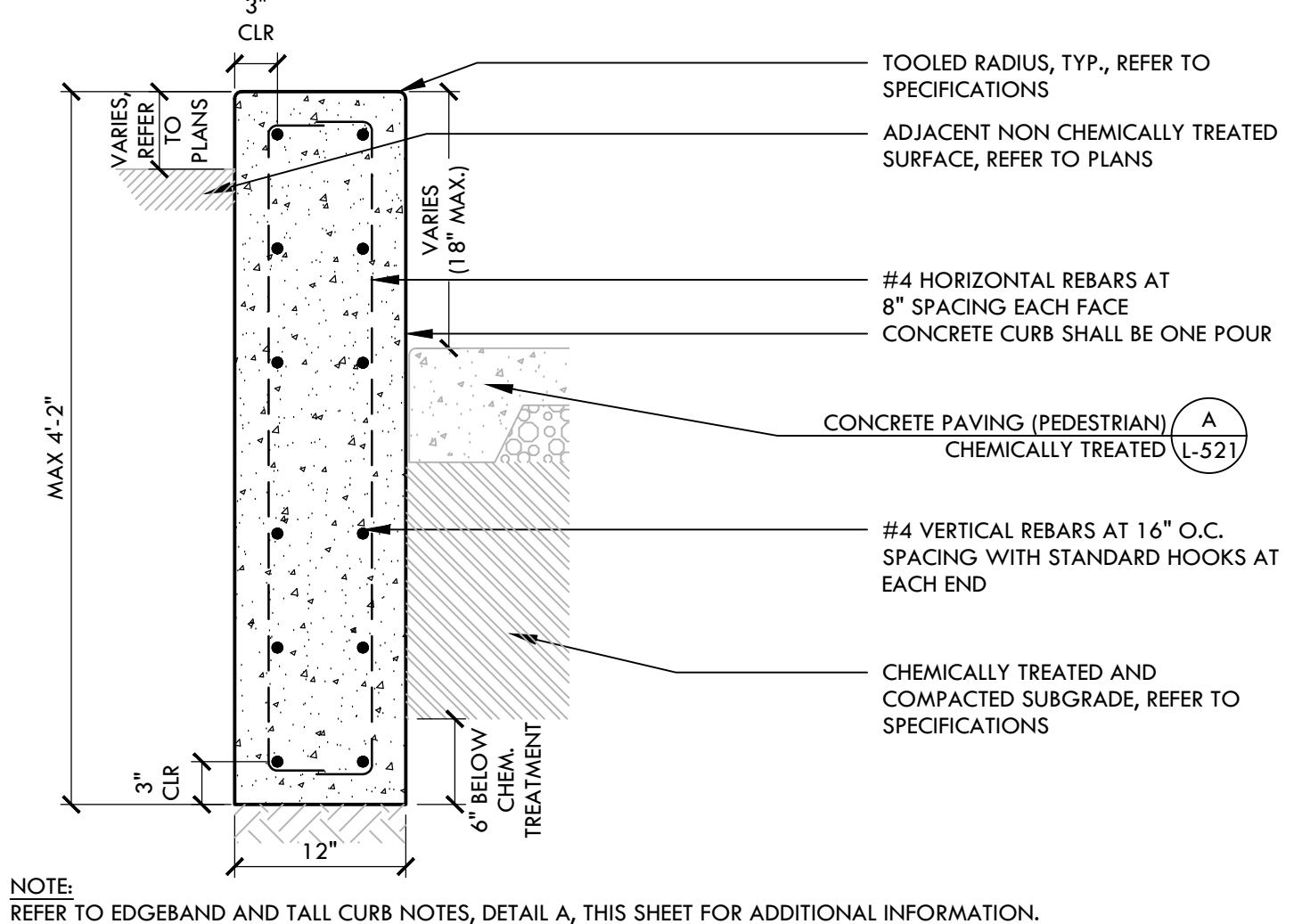


I

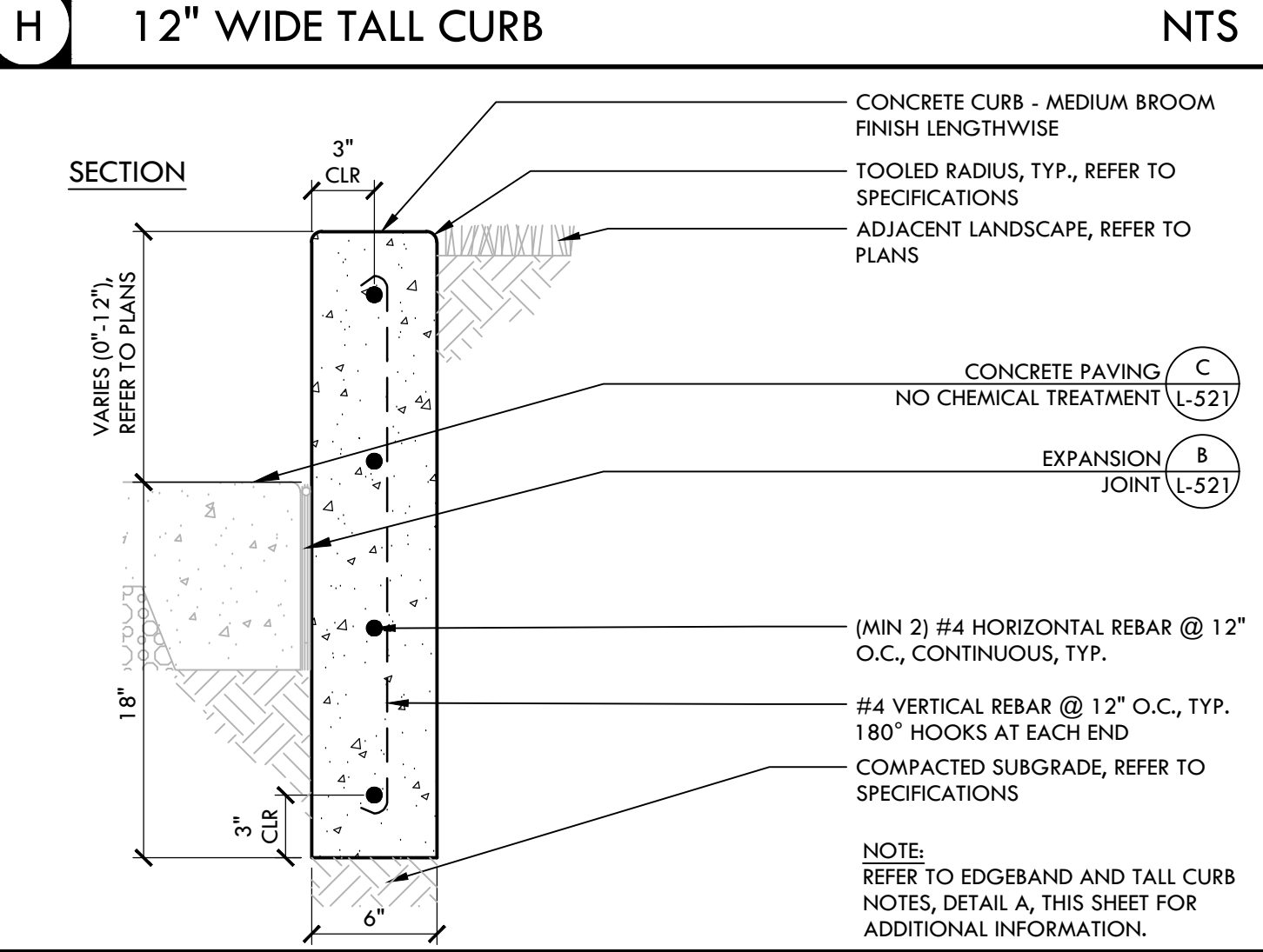


D

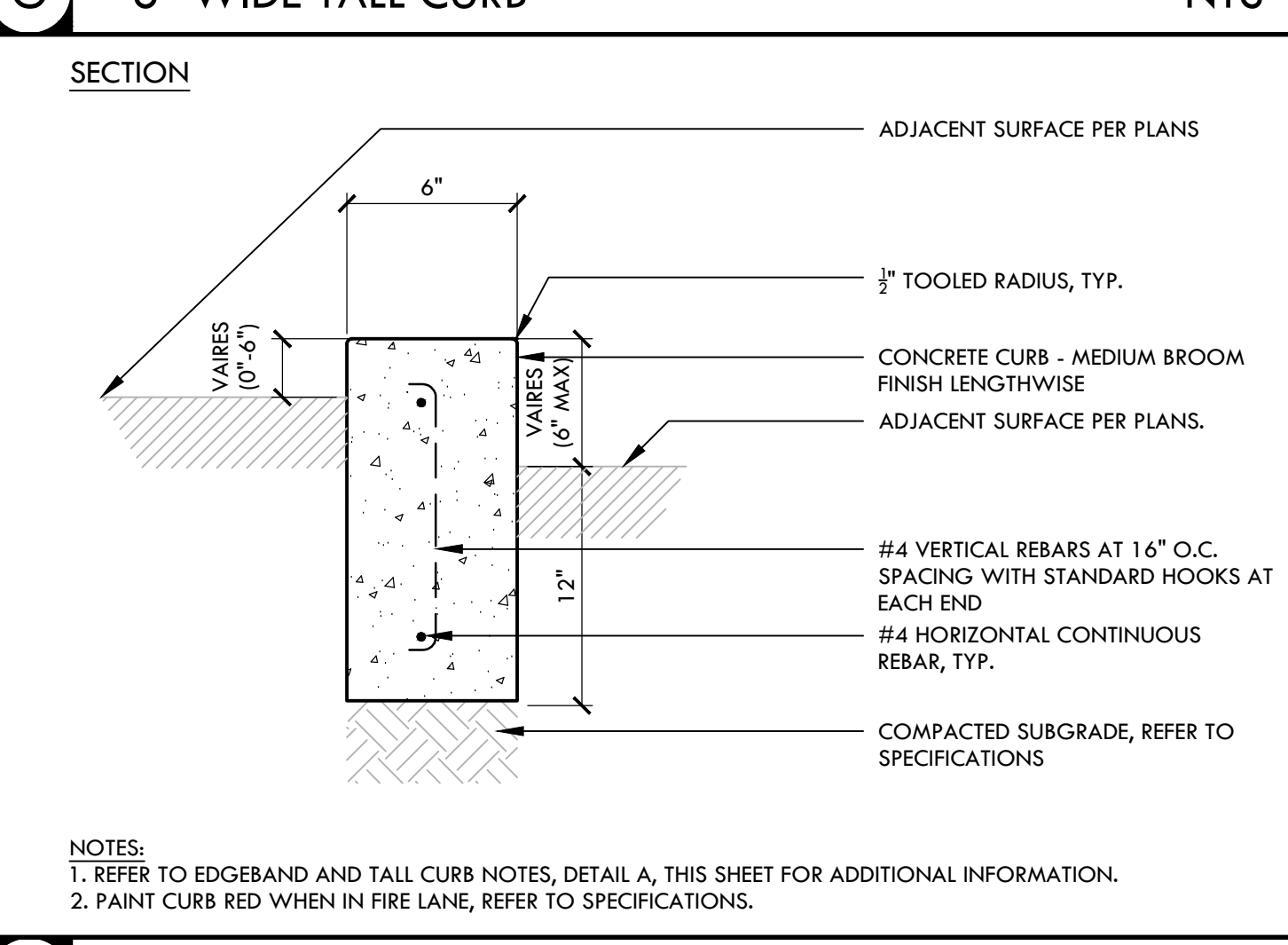
D EDGE BAND AT SLIDE GATE NTS



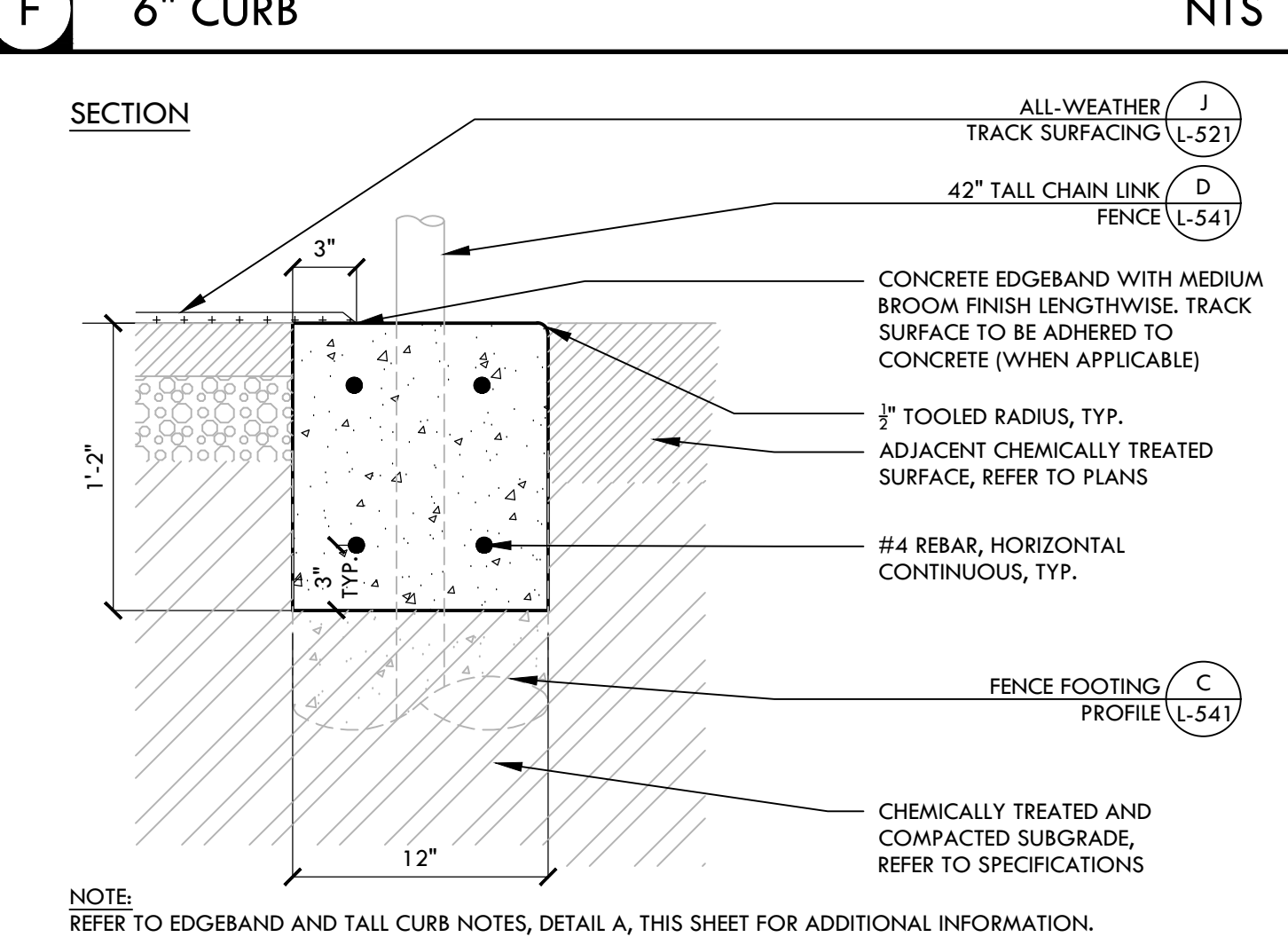
H



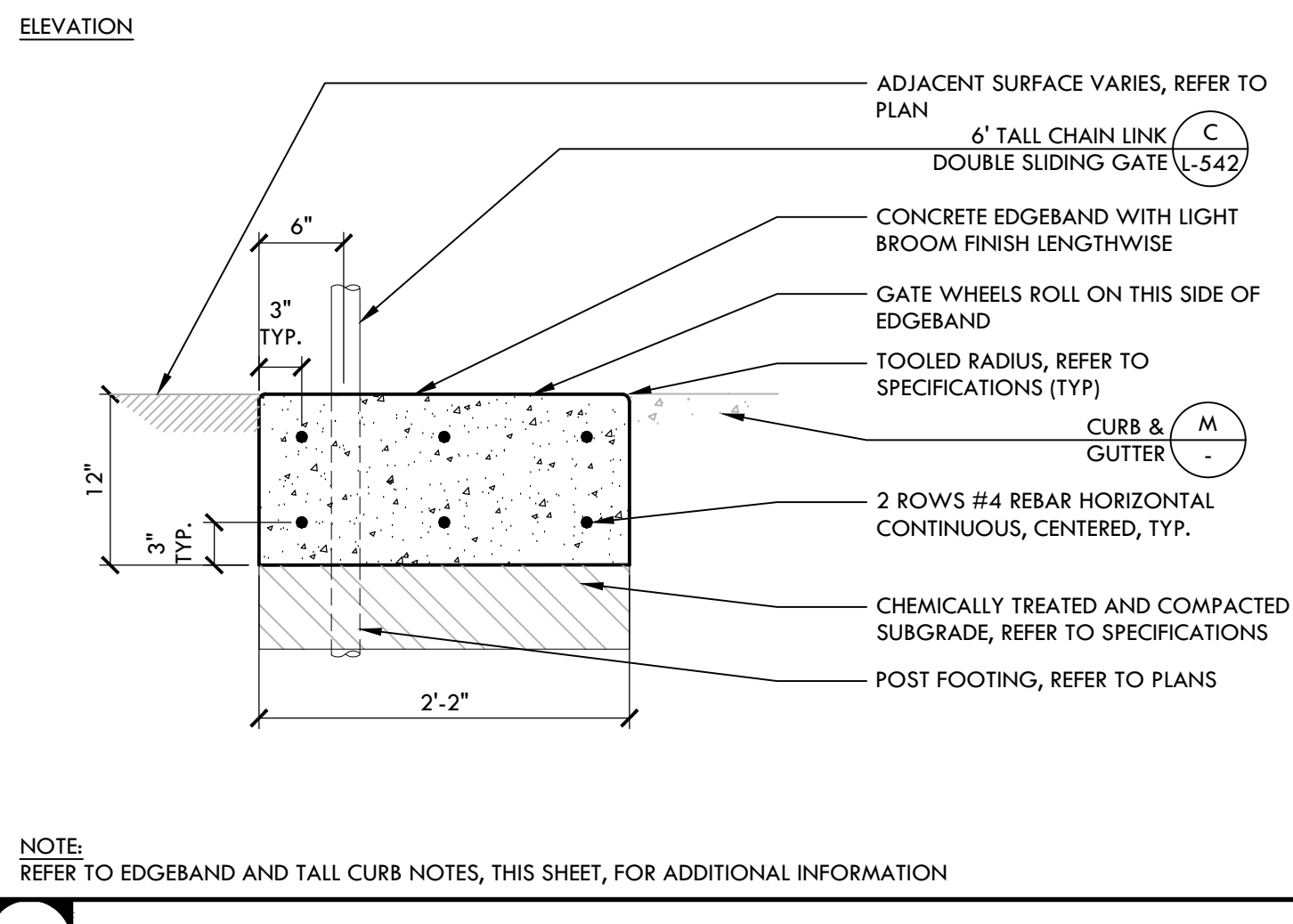
F



E

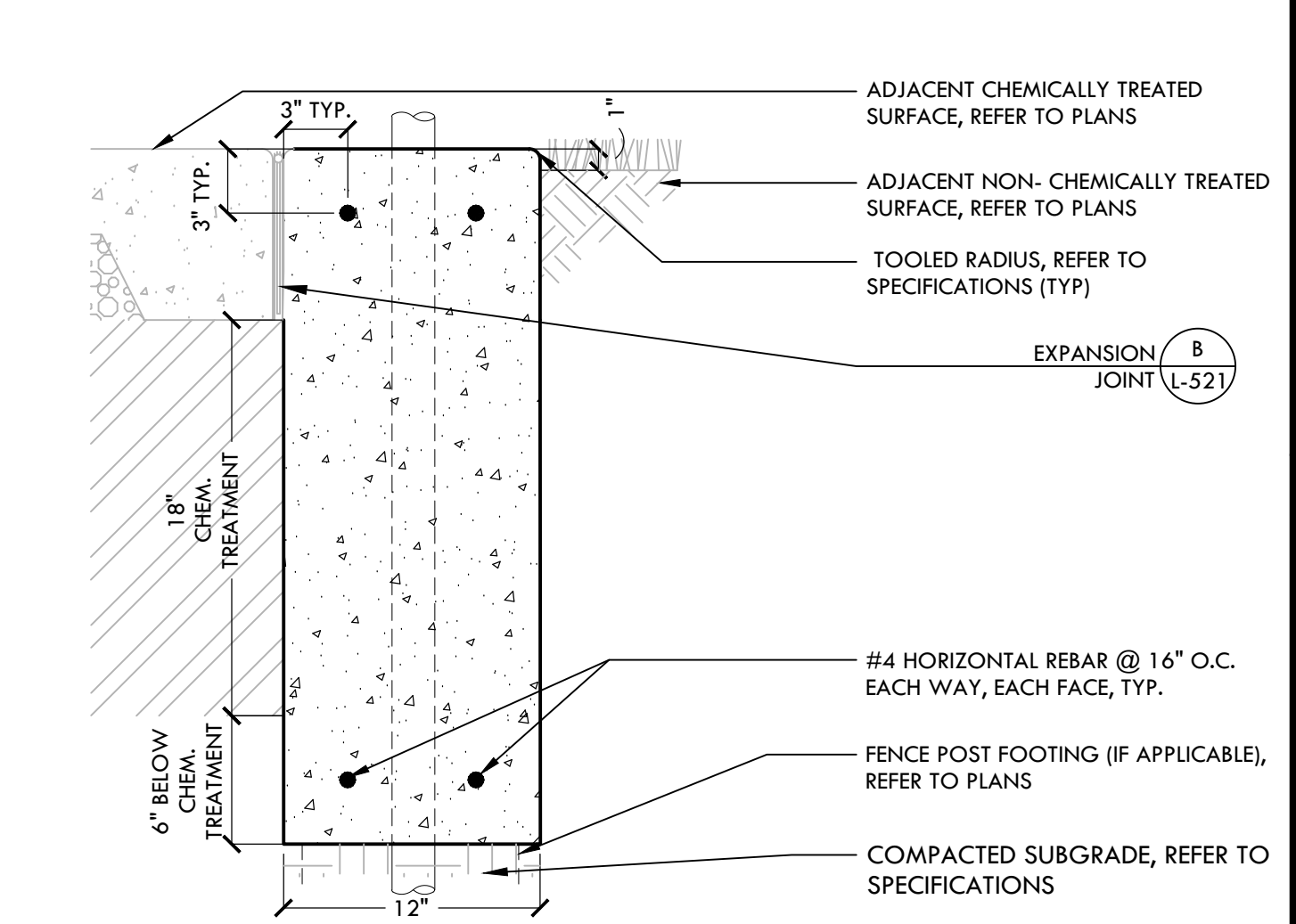


B

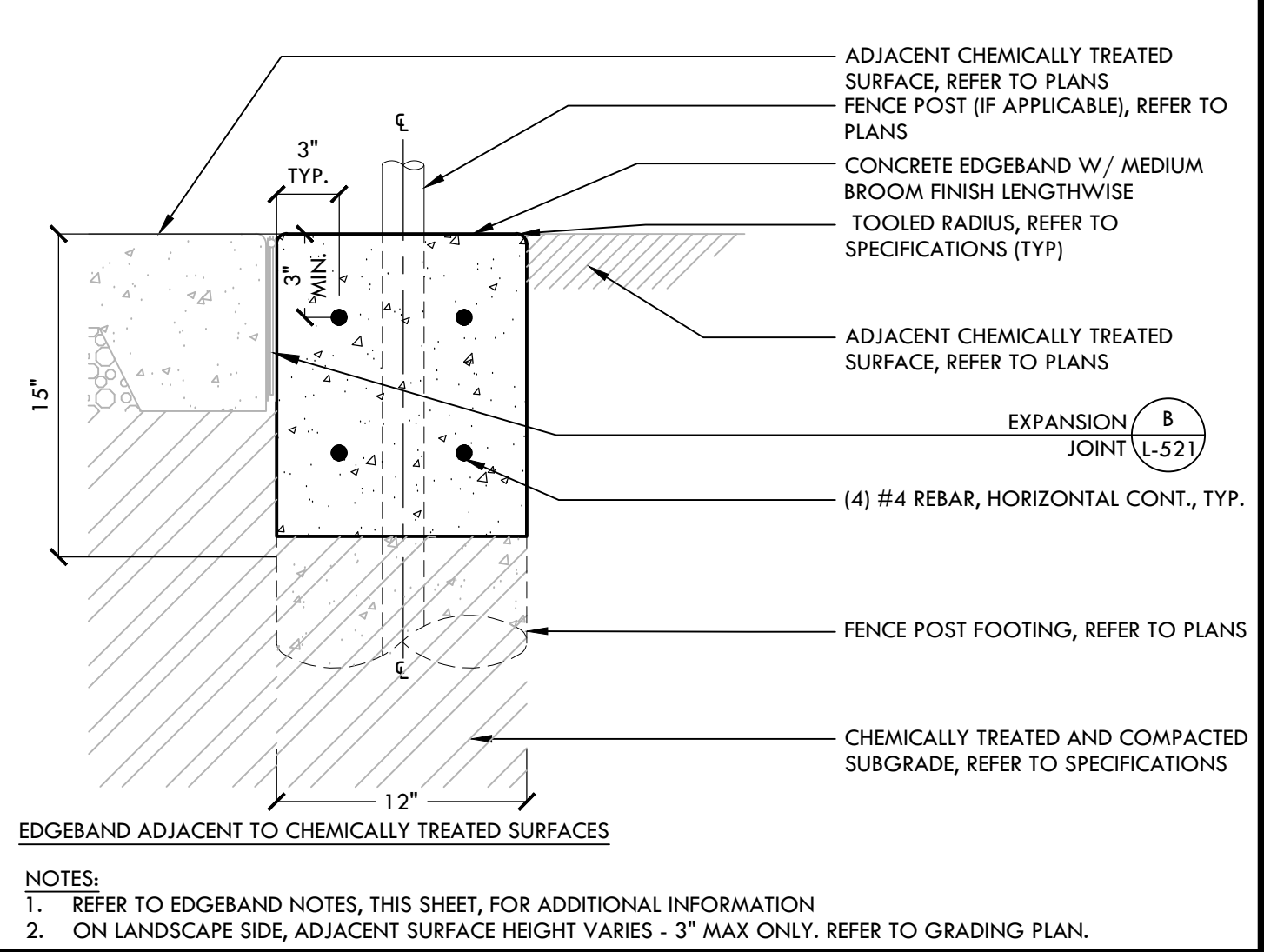


A

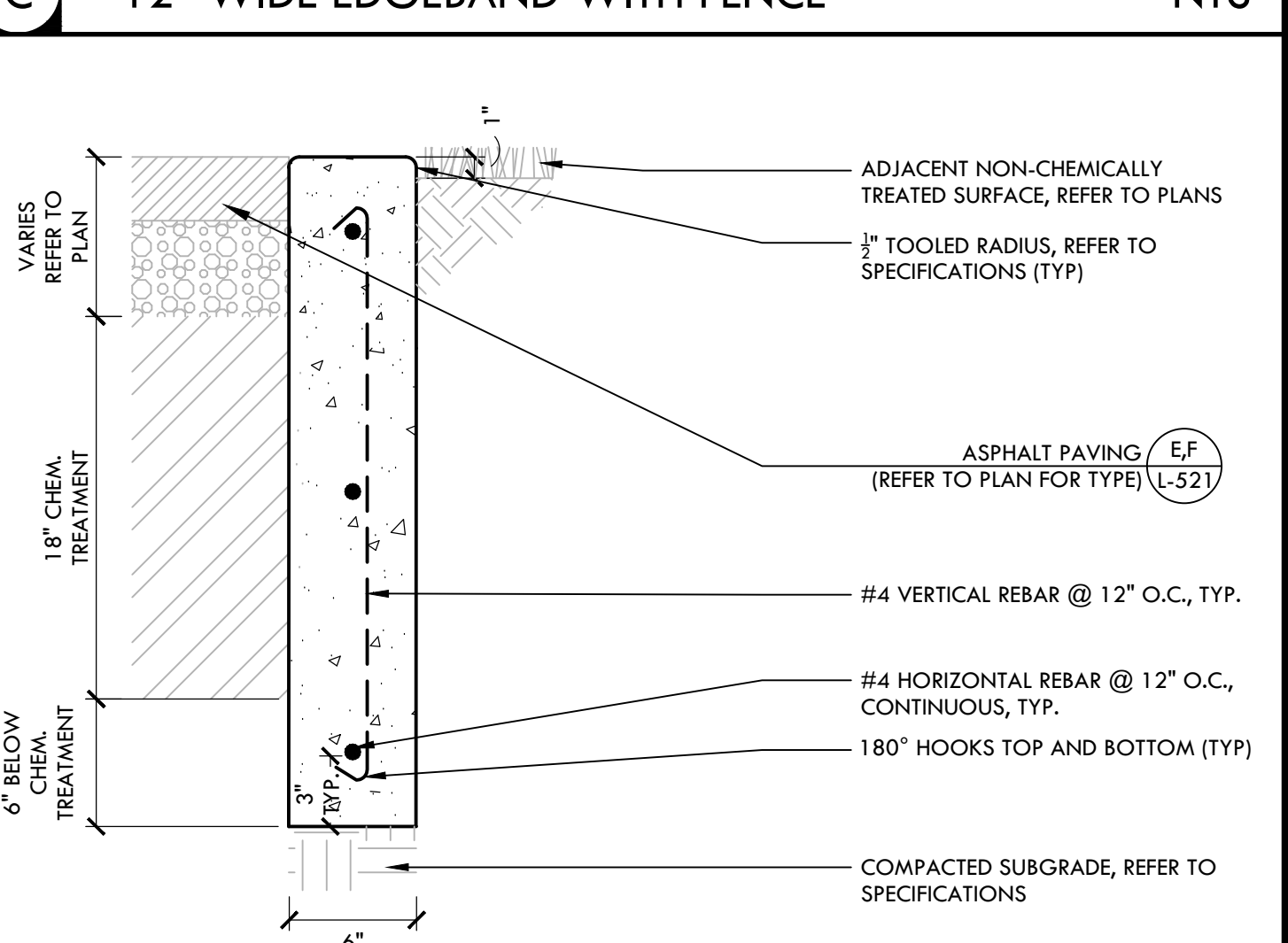
A EDGE BAND AND TALL CURB NOTES NTS



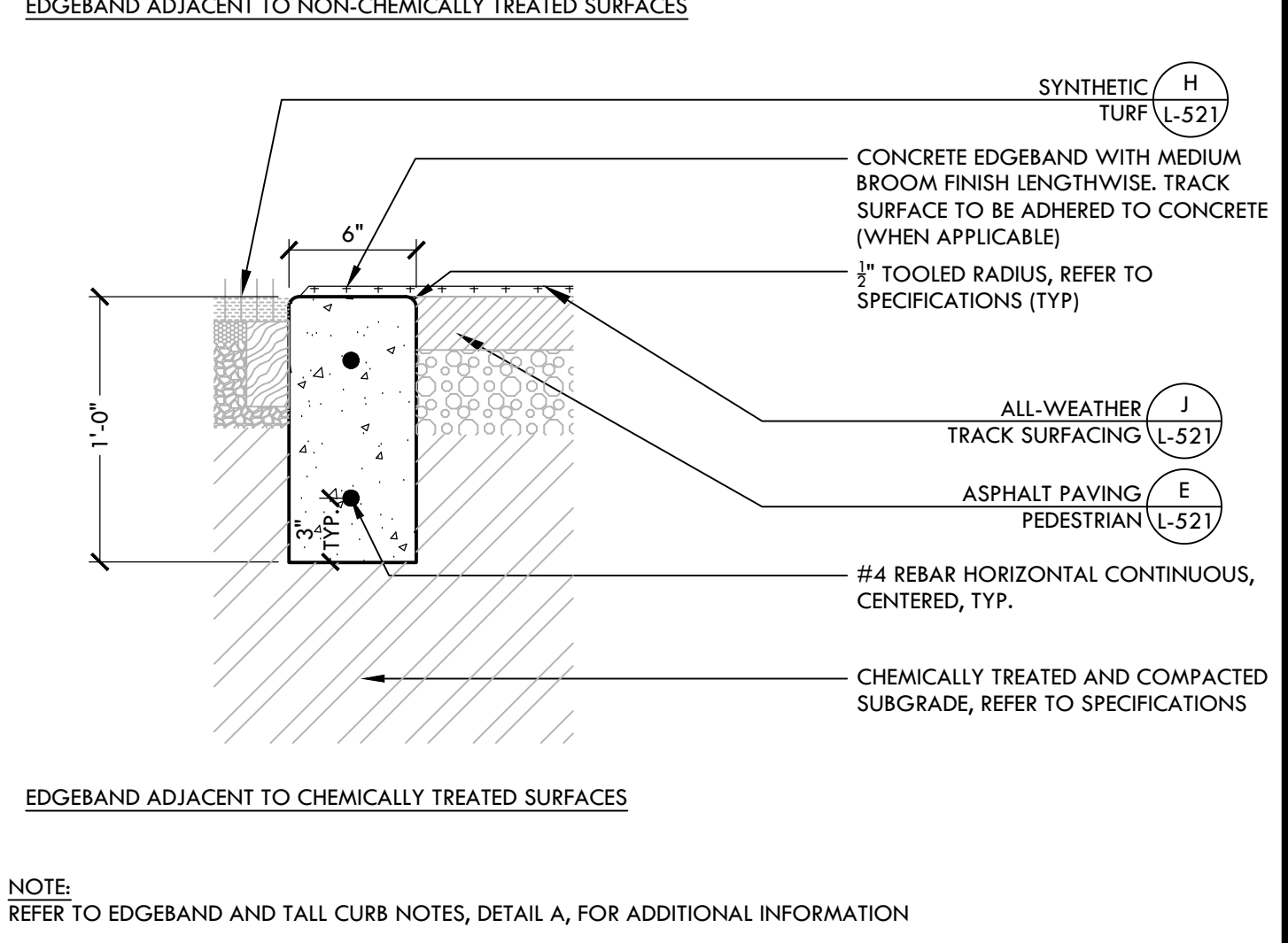
C



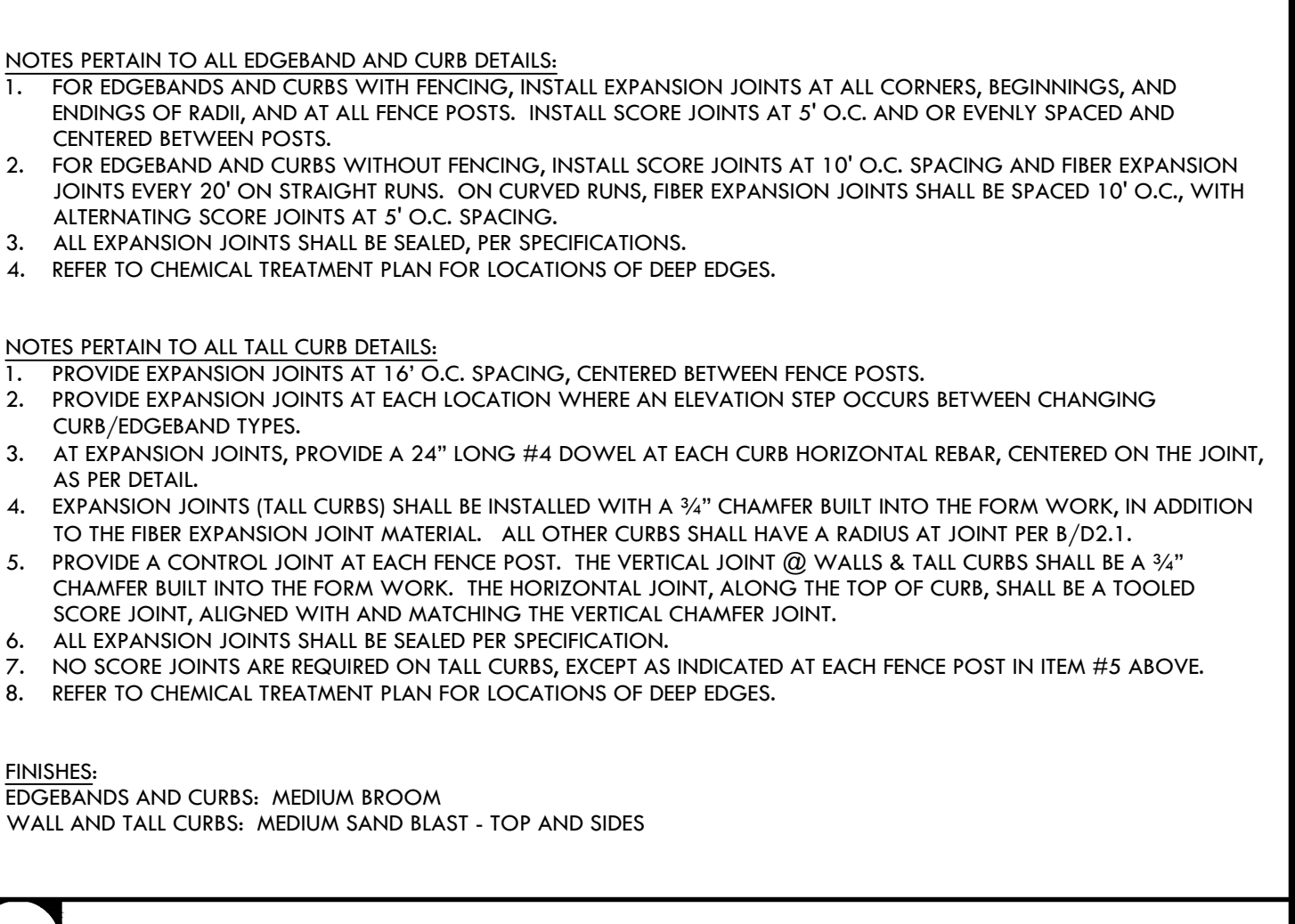
J



F



E



B

VERDE DESIGN
 LANDSCAPE ARCHITECTURE
 CIVIL ENGINEERING
 SPORT PLANNING & DESIGN
 1843 Iron Point Rd, Suite 140
 Folsom, CA 95630
 Tel: 916-415-6554
 Fax: 916-415-6555
 www.VerdeDesign.com

CONSTRUCTION DETAILS - HARDSCAPE
MESA VERDE HIGH SCHOOL ATHLETIC FACILITY IMPROVEMENTS

7501 CARRIAGE DRIVE
CITRUS HEIGHTS, CA
95621

SUBMITTAL	DATE
50% SUBMITTAL	08/13/2020
DSA SUBMITTAL	10/15/2020
DSA BACKCHECK SUBMITTAL	01/20/2021


NO.	REVISIONS	DATE

DRAWN BY: VDI	CHECKED BY: CS/MB
DATE ISSUED: 01/20/2021	SCALE: AS NOTED
PROJ. NO.: 1819500	SHEET NO.: L-522

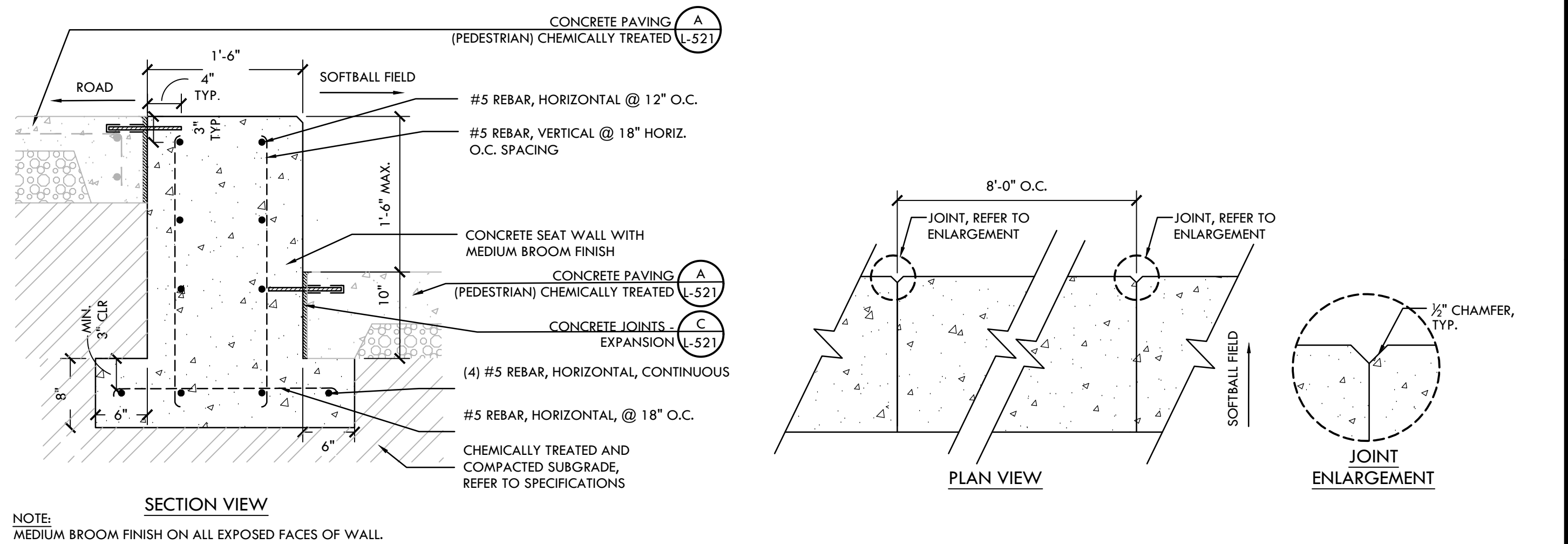
ALL DESIGN, CONSTRUCTION, AND/OR TRADE SPECIFICATIONS ARE THE PROPERTY OF VERDE DESIGN, INC. AND MUST BE USED IN CONNECTION WITH THE SPECIFIED PROJECT. NONE OF SUCH IDEAS, DESIGNS, ARRANGEMENTS OR PLANS SHALL BE USED, REPRODUCED, OR PUBLISHED IN WHOLE OR IN PART, OR DISCLOSED TO ANY PERSON, FIRM, OR CORPORATION FOR ANY PURPOSE WITHOUT THE WRITTEN PERMISSION OF VERDE DESIGN, INC.

IDENTIFICATION STAMP
 DIV. OF THE STATE ARCHITECT
 APP: 02-118588 INC.
 REVIEWED FOR
 SS FLS ACS
 DATE: 01/20/2021

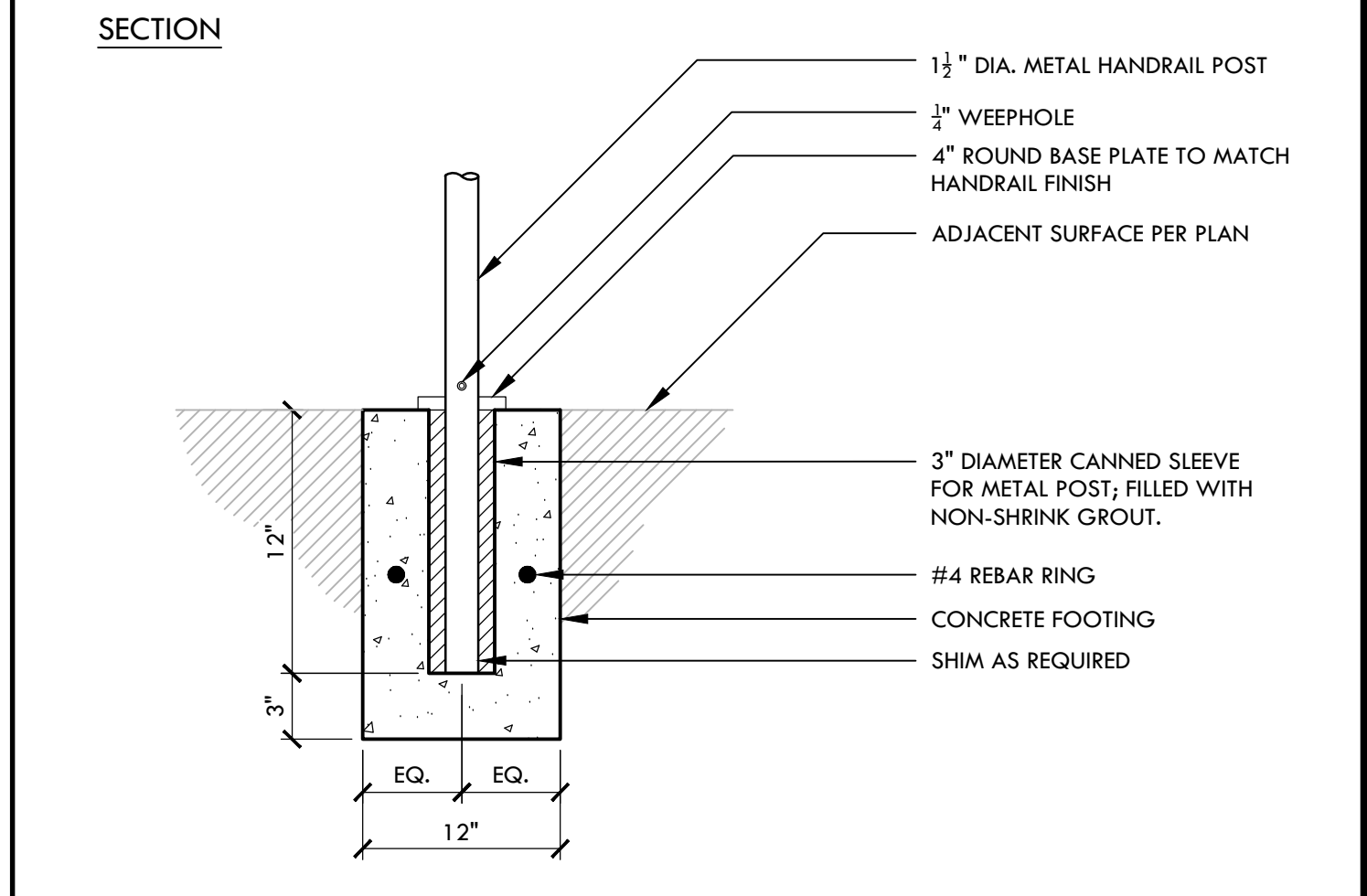
VERDE DESIGN
 LANDSCAPE ARCHITECTURE
 CIVIL ENGINEERING
 SPORT PLANNING & DESIGN
 1843 Iron Point Rd. Suite 140
 Folsom, CA 95630
 tel: 916-415-6554
 fax: 916-415-6555
 www.VerdeDesignInc.com



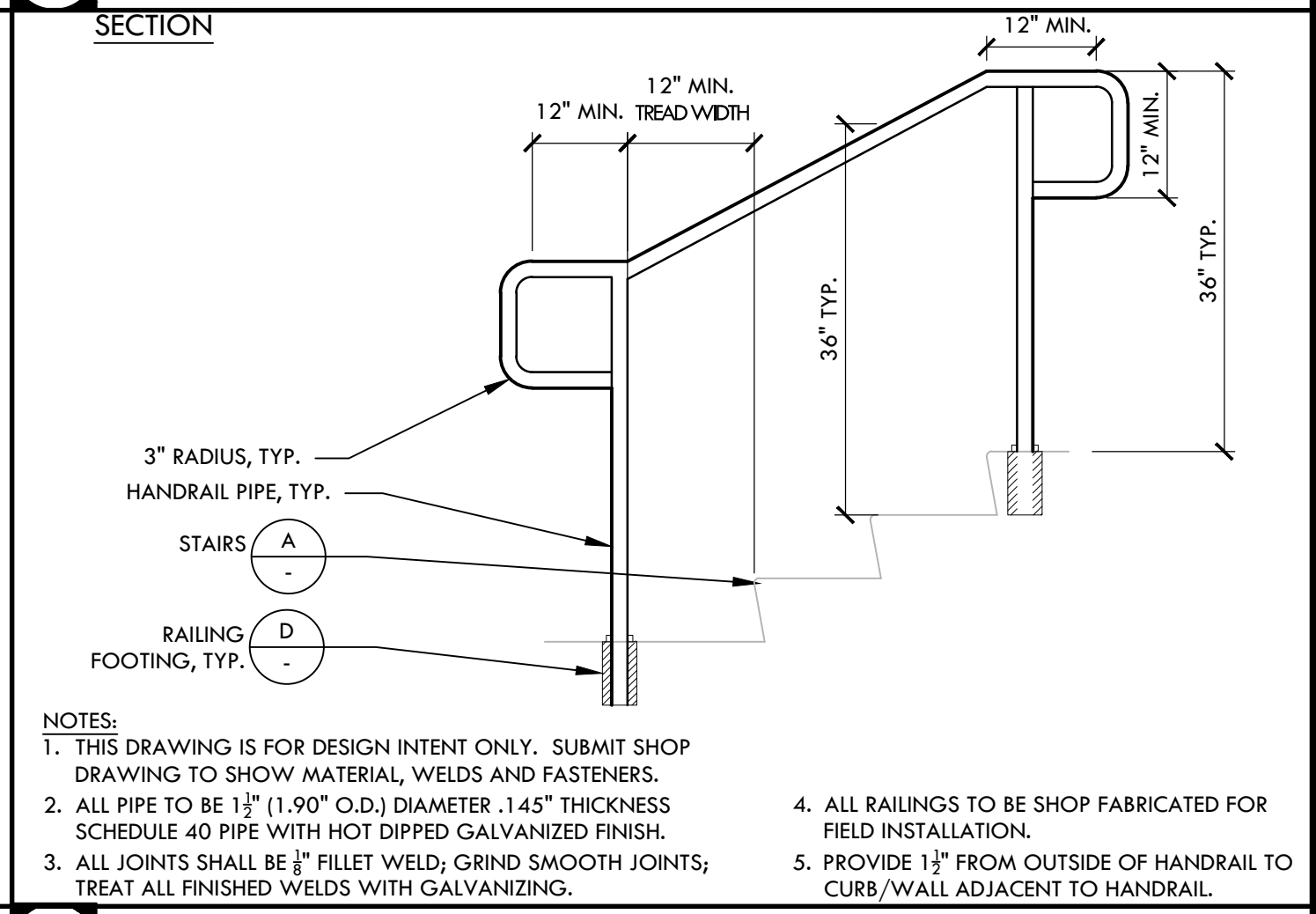
STAMP
 CONSULTANT



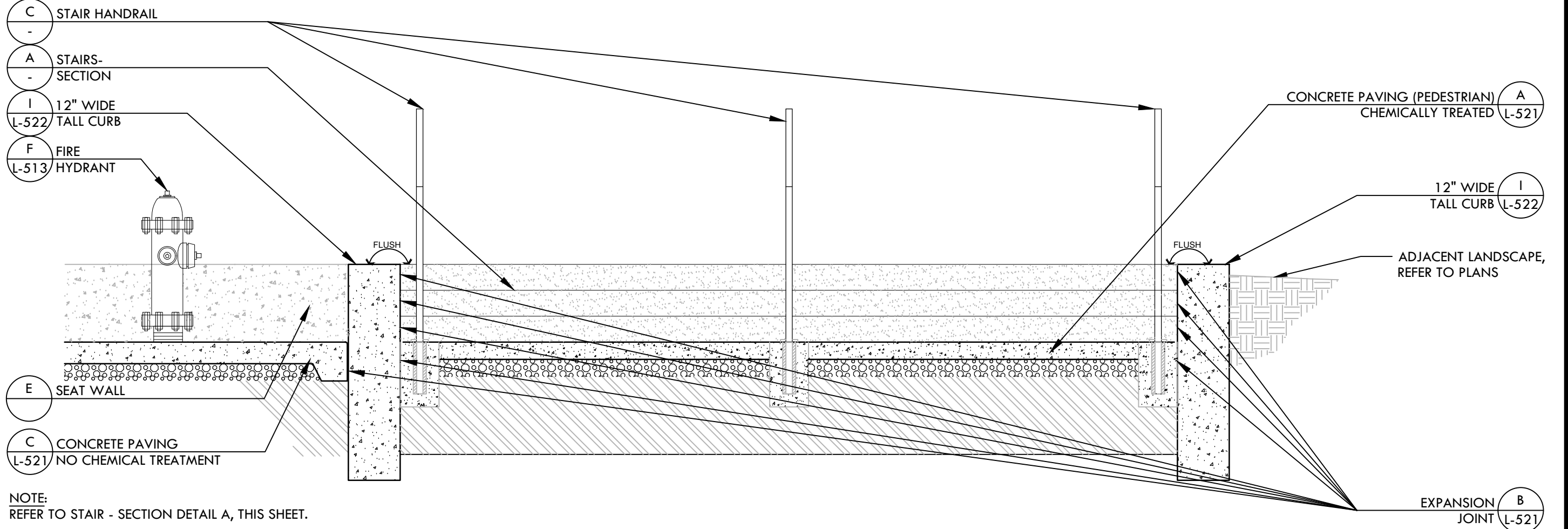
E CONCRETE SEAT WALL NTS



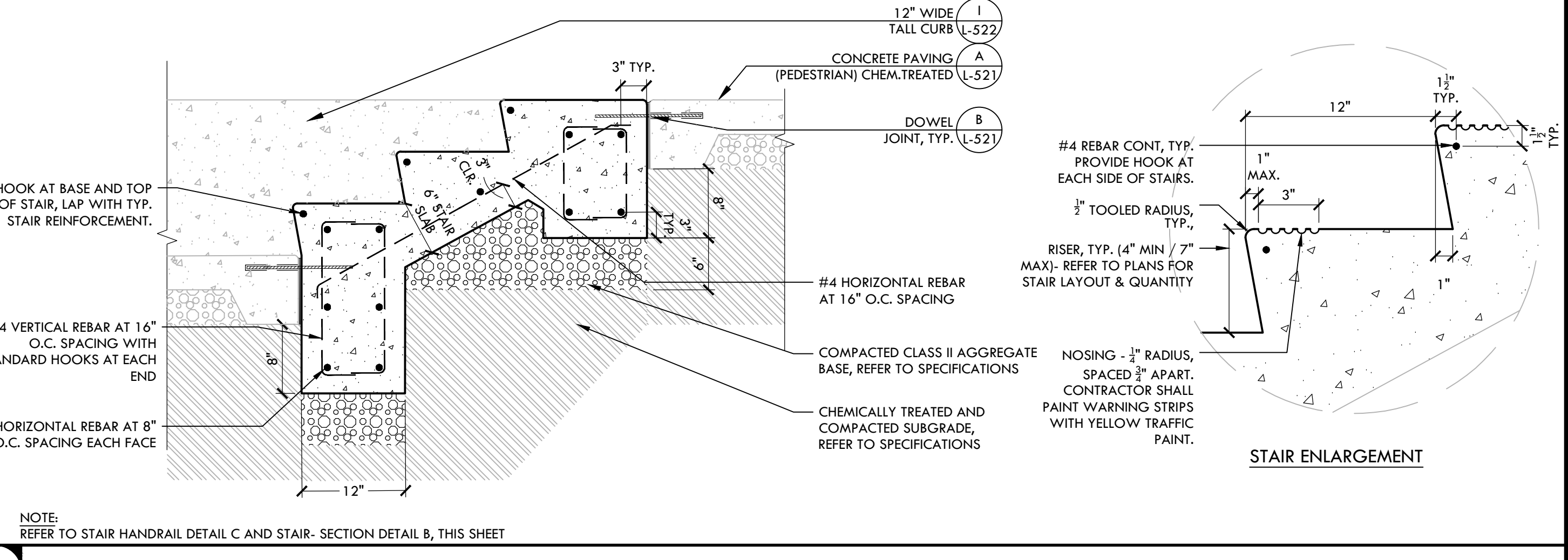
D RAILING FOOTING NTS



C STAIR HANDRAIL NTS



B STAIRS - ELEVATION NTS



A STAIRS - SECTION NTS

SHEET TITLE

CONSTRUCTION DETAILS - HARDSCAPE

PROJECT NAME

MESA VERDE HIGH SCHOOL ATHLETIC FACILITY IMPROVEMENTS

PROJECT ADDRESS

**7501 CARRIAGE DRIVE
CITRUS HEIGHTS, CA
95621**

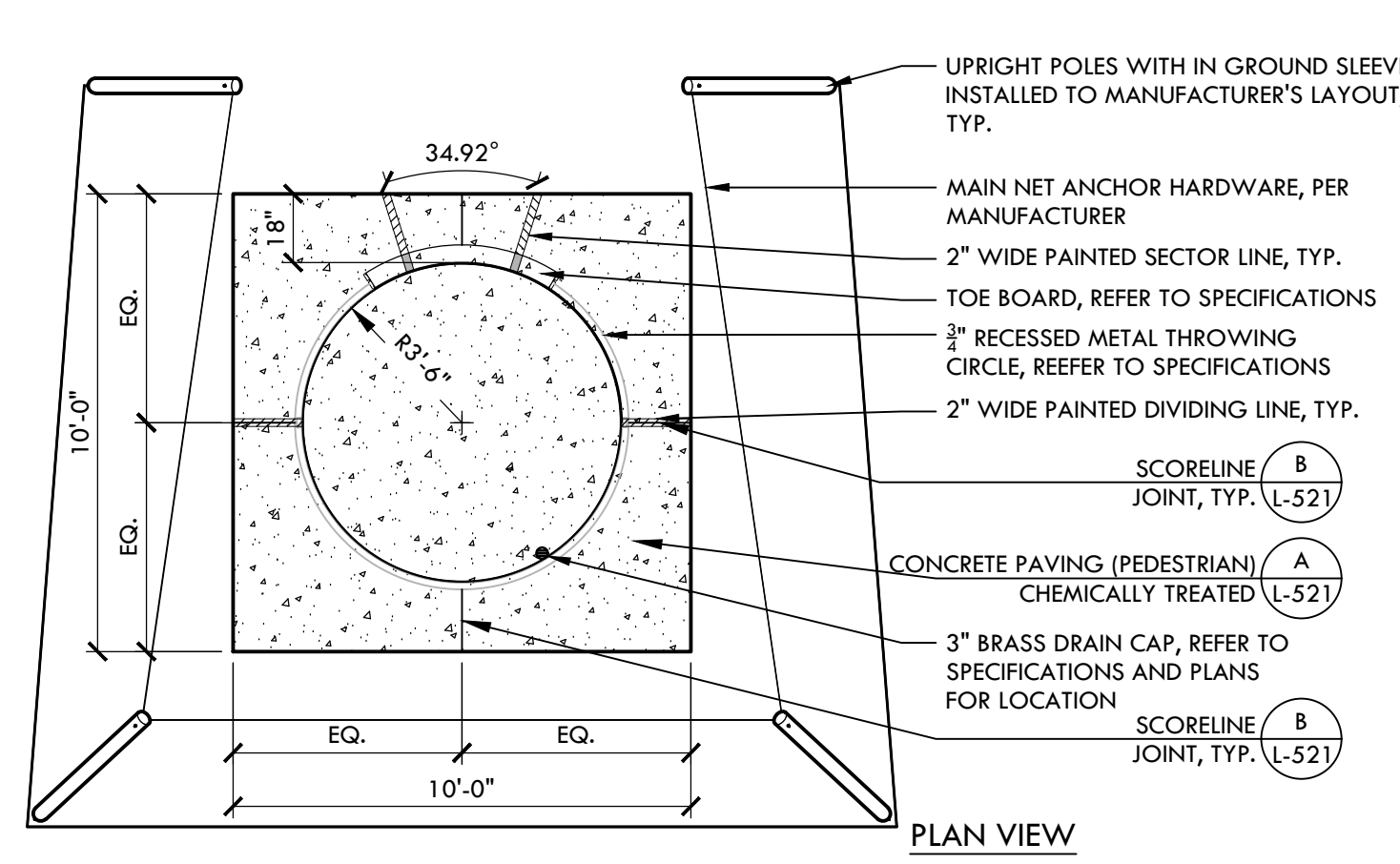
SUBMITTAL	DATE
50% SUBMITTAL	08/13/2020
DSA SUBMITTAL	10/15/2020
DSA BACKCHECK SUBMITTAL	01/20/2021

NO.	REVISIONS	DATE

DRAWN BY: VDI
 CHECKED BY: CS/MB
 DATE ISSUED: 01/20/2021
 SCALE: AS NOTED
 PROJ. NO.: 1819500

SHEET NO.: **L-523**
CONSTRUCTION DETAILS - HARDSCAPE

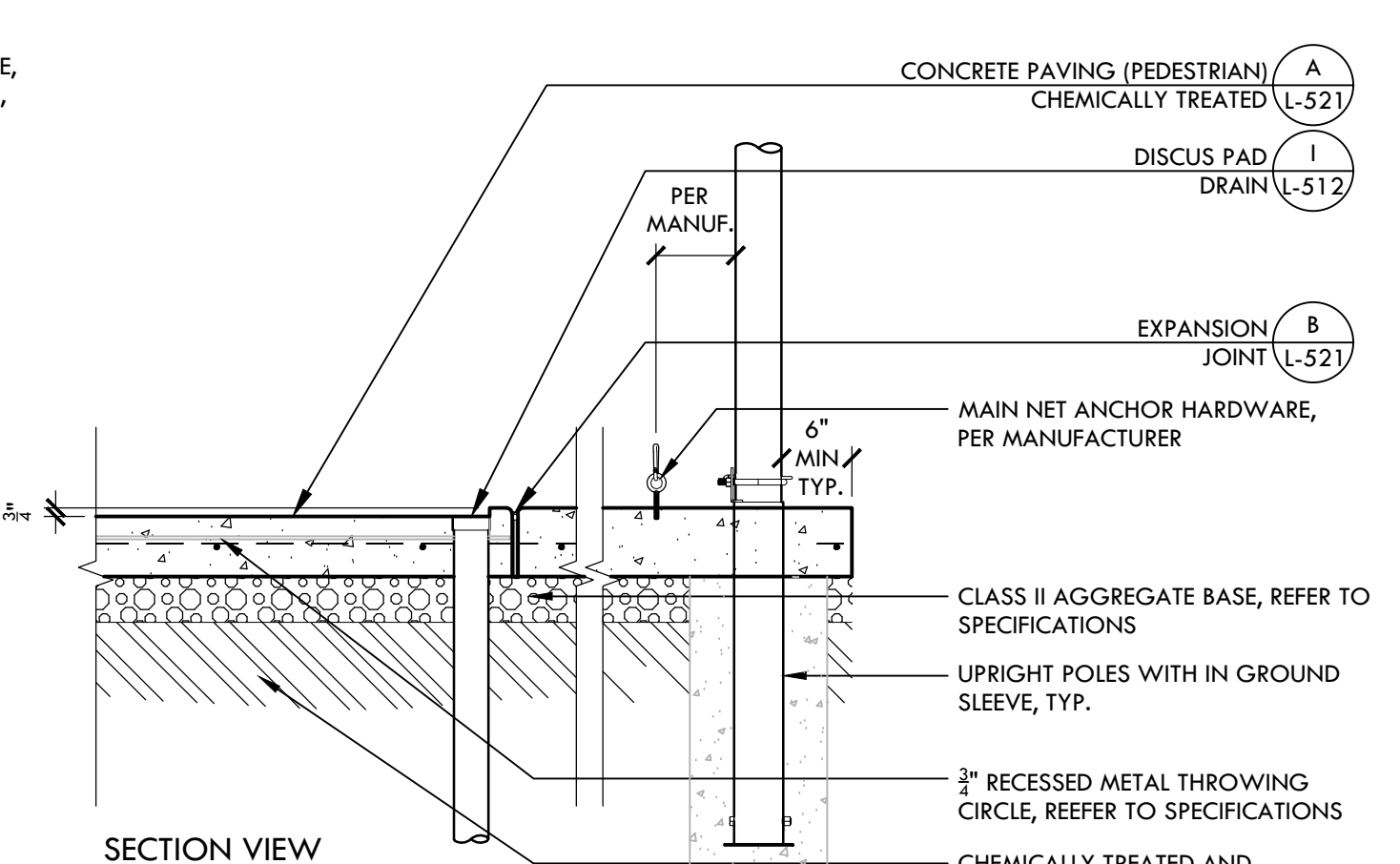
ALL DIMENSIONS ARE IN FEET AND INCHES UNLESS OTHERWISE NOTED. THE CONTRACTOR SHALL BE RESPONSIBLE FOR OBTAINING ALL NECESSARY PERMITS AND APPROVALS FROM THE APPROPRIATE AGENCIES. THE CONTRACTOR SHALL BE RESPONSIBLE FOR OBTAINING ALL NECESSARY PERMITS AND APPROVALS FROM THE APPROPRIATE AGENCIES. THE CONTRACTOR SHALL BE RESPONSIBLE FOR OBTAINING ALL NECESSARY PERMITS AND APPROVALS FROM THE APPROPRIATE AGENCIES.



NOTES:

- ALL DRAWINGS DEPICTING IN-GROUND EQUIPMENT ARE FOR BIDDING ONLY. REFER TO SPECIFICATIONS AND SHOP DRAWINGS FOR INSTALLATION DIMENSIONS AND INSTRUCTIONS.
- RECESSED THROWING CIRCLE SHALL BE SMOOTH TOWELED WITH A LIGHT SAND BLASTED FINISHED CONCRETE AND BE SLOPED TO DRAIN TOWARDS GRATE AS SHOWN ON GRADING PLAN
- PROVIDE EXPANSION JOINT AROUND OUTSIDE PERIMETER OF STEEL CIRCLE. REFER TO PLANS FOR SCORE LINE AND EXPANSION JOINT LAYOUT.

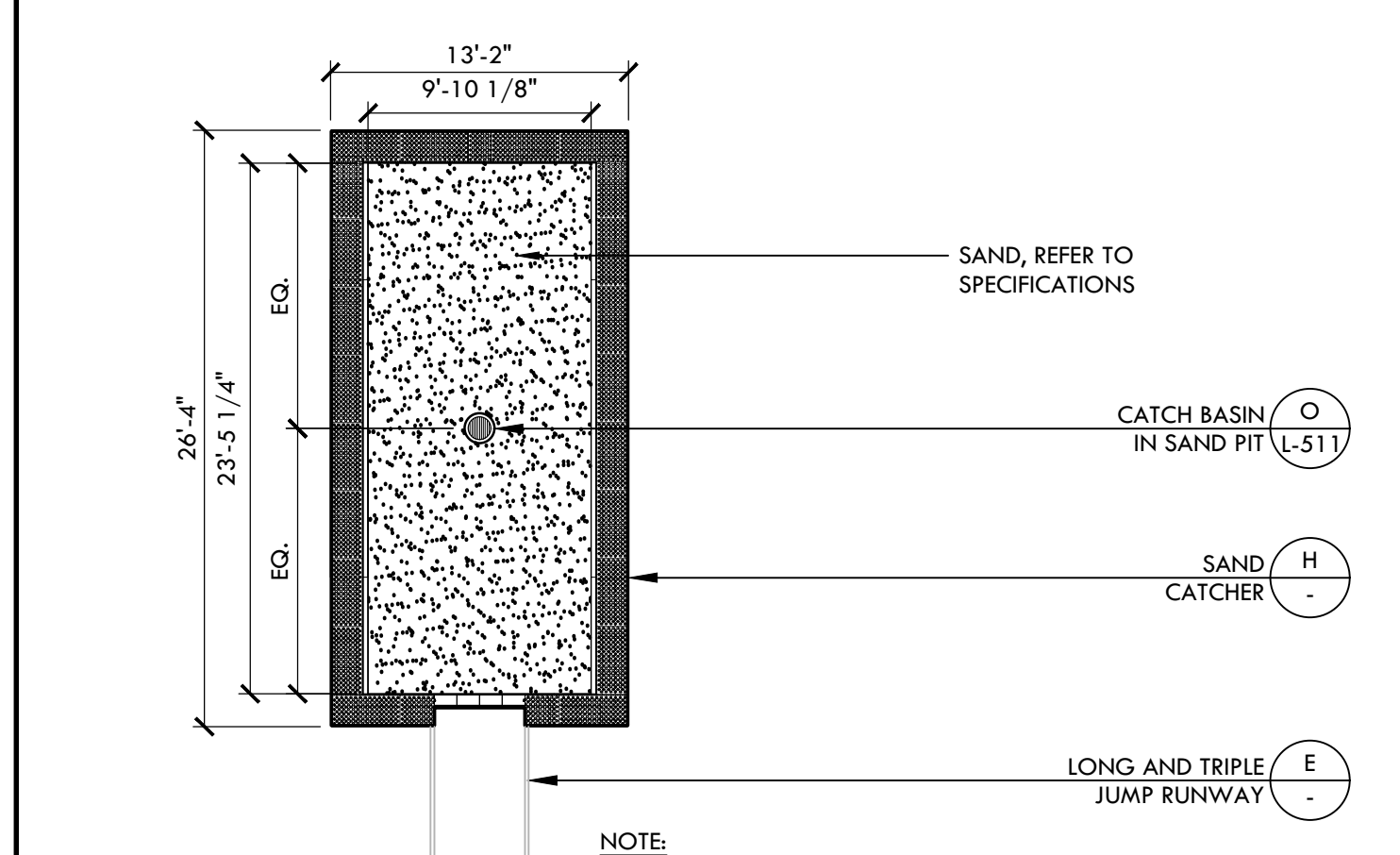
L SHOT PUT CIRCLE NTS



NOTES:

- REFER TO SPECIFICATIONS FOR PRODUCT MANUFACTURER AND MODEL NUMBER (SPSCH)
- SAND TO BE LEVEL WITH TOP OF ADJACENT SAND CATCHER SYSTEM
- THIS DETAIL IS FOR POURED IN PLACE JUMP PIT.

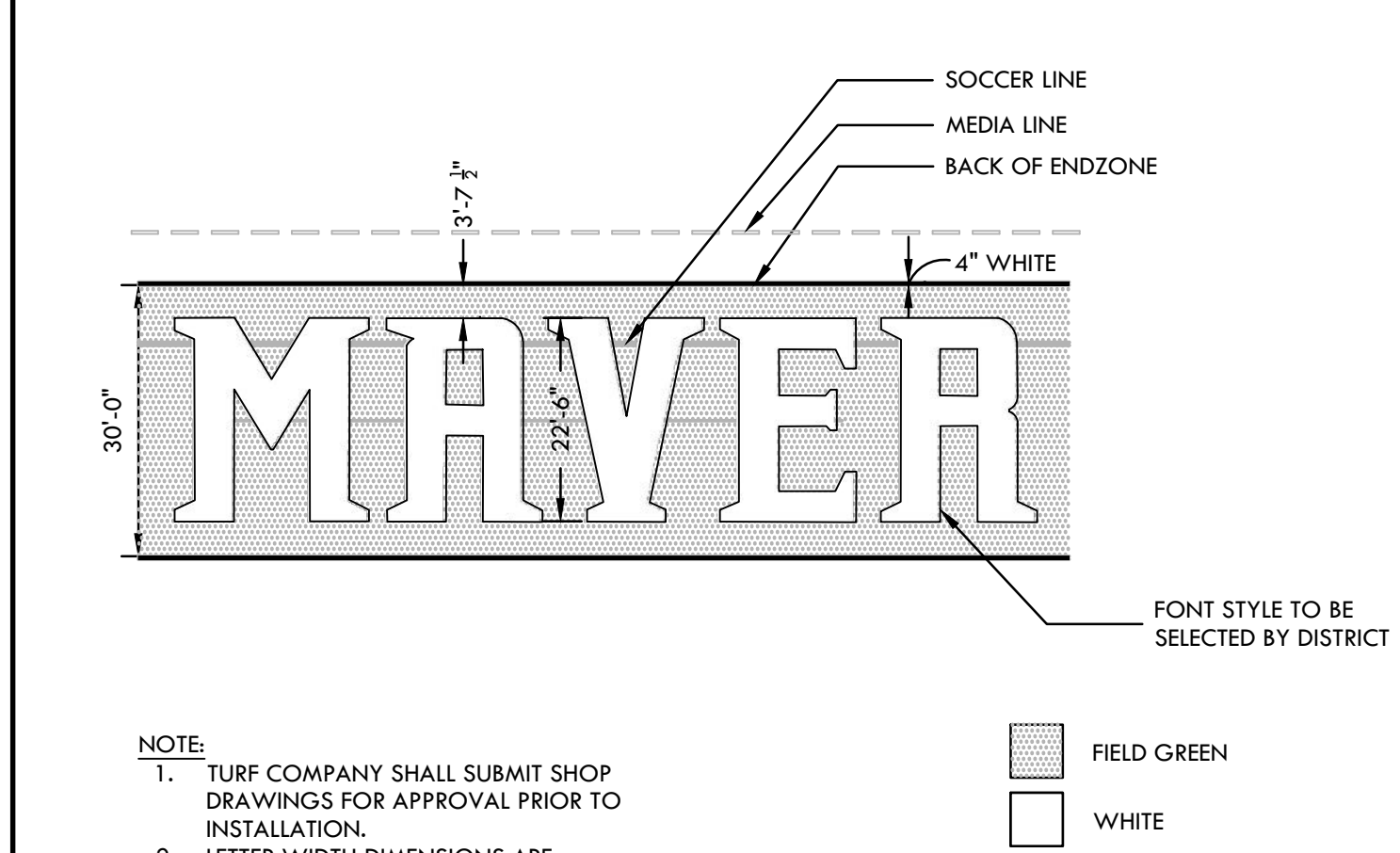
F SAND PIT WITH SAND CATCHER NTS



NOTES:

- REFER TO SPECIFICATIONS FOR PRODUCT MANUFACTURER AND MODEL NUMBER (SPSCH)
- SAND TO BE LEVEL WITH TOP OF ADJACENT SAND CATCHER SYSTEM
- THIS DETAIL IS FOR POURED IN PLACE JUMP PIT.

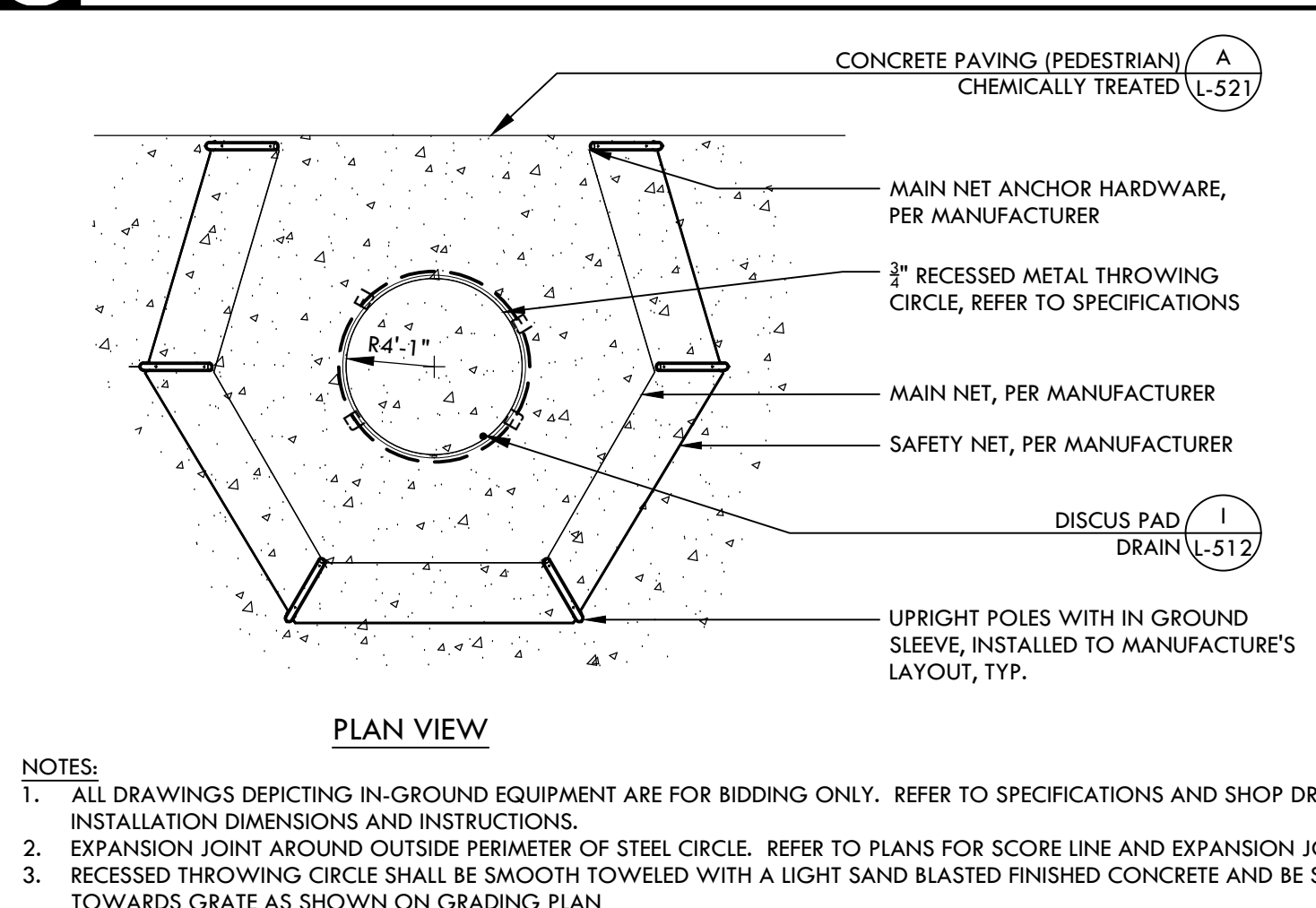
F SAND PIT WITH SAND CATCHER NTS



NOTES:

- TURF COMPANY SHALL SUBMIT SHOP DRAWINGS FOR APPROVAL PRIOR TO INSTALLATION.
- LETTER WIDTH DIMENSIONS ARE APPROXIMATE AND MAY VARY WITH FONT STYLE

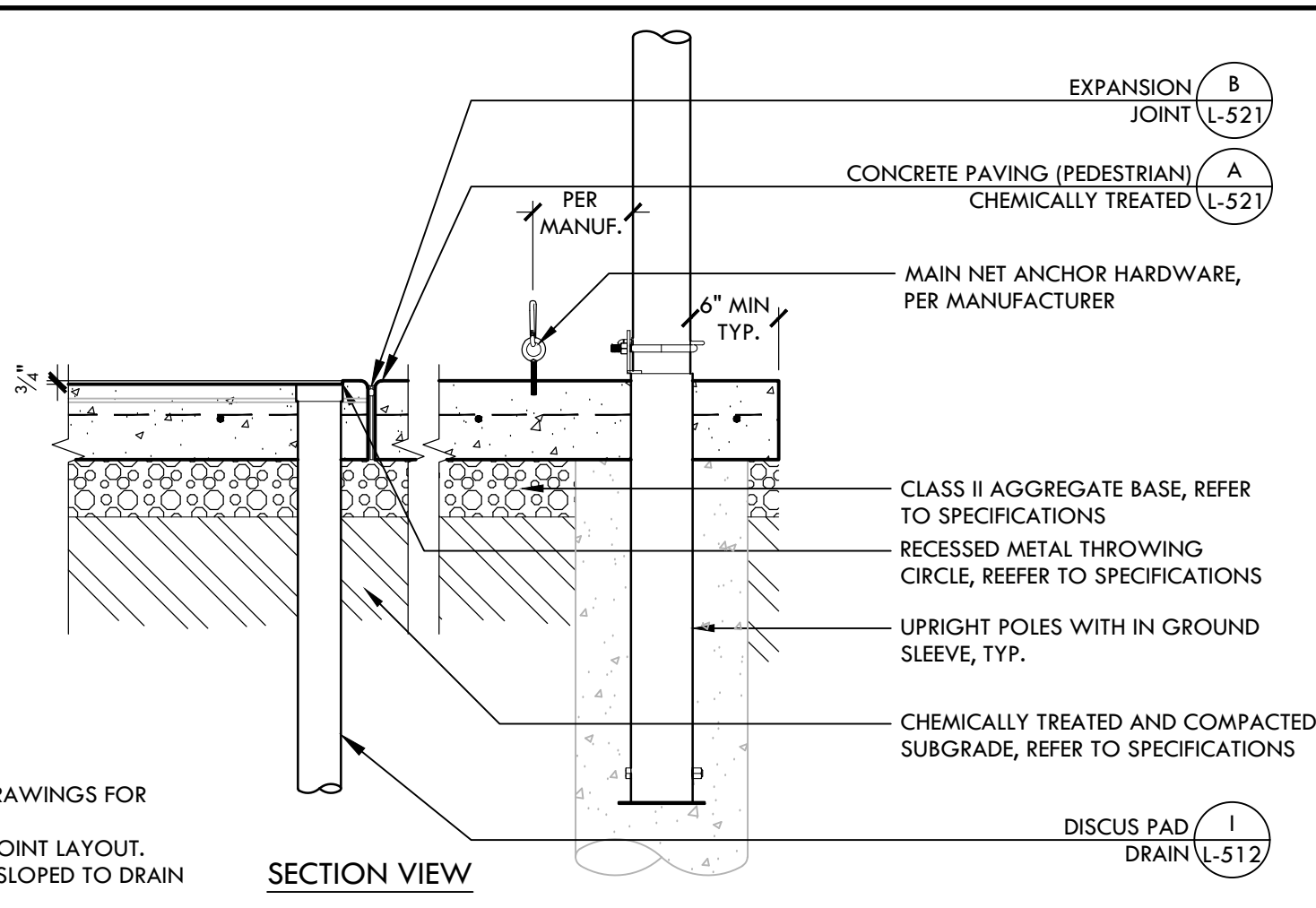
D ENDZONE LETTERING NTS



NOTES:

- ALL DRAWINGS DEPICTING IN-GROUND EQUIPMENT ARE FOR BIDDING ONLY. REFER TO SPECIFICATIONS AND SHOP DRAWINGS FOR INSTALLATION DIMENSIONS AND INSTRUCTIONS.
- EXPANSION JOINT AROUND OUTSIDE PERIMETER OF STEEL CIRCLE. REFER TO PLANS FOR SCORE LINE AND EXPANSION JOINT LAYOUT.
- RECESSED THROWING CIRCLE SHALL BE SMOOTH TOWELED WITH A LIGHT SAND BLASTED FINISHED CONCRETE AND BE SLOPED TO DRAIN TOWARDS GRATE AS SHOWN ON GRADING PLAN

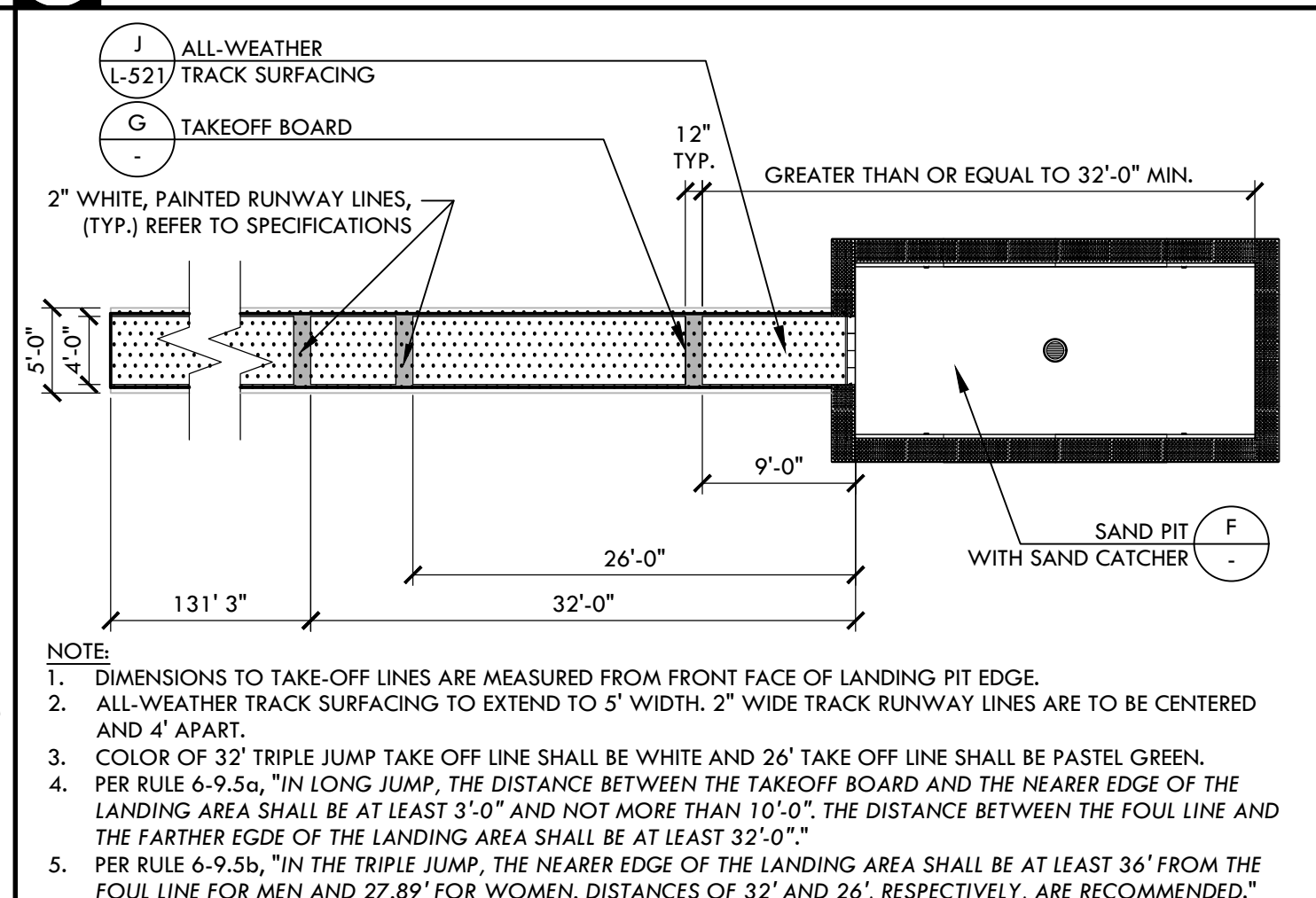
K DISCUS CAGE AND PAD NTS



NOTES:

- ALL DRAWINGS DEPICTING IN-GROUND EQUIPMENT ARE FOR BIDDING ONLY. REFER TO SPECIFICATIONS AND SHOP DRAWINGS FOR INSTALLATION DIMENSIONS AND INSTRUCTIONS.
- EXPANSION JOINT AROUND OUTSIDE PERIMETER OF STEEL CIRCLE. REFER TO PLANS FOR SCORE LINE AND EXPANSION JOINT LAYOUT.
- RECESSED THROWING CIRCLE SHALL BE SMOOTH TOWELED WITH A LIGHT SAND BLASTED FINISHED CONCRETE AND BE SLOPED TO DRAIN TOWARDS GRATE AS SHOWN ON GRADING PLAN

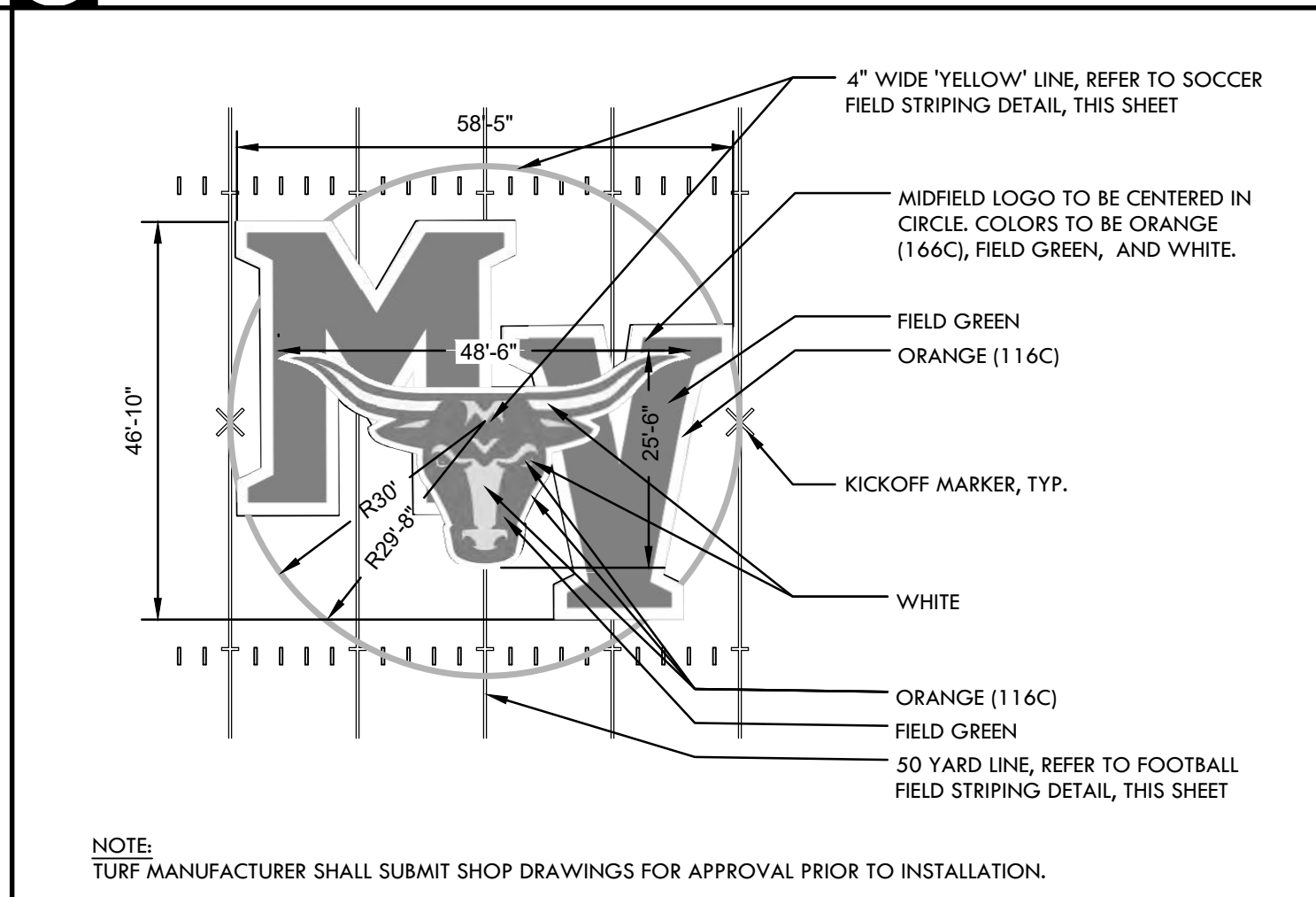
K DISCUS CAGE AND PAD NTS



NOTES:

- DIMENSIONS TO TAKE-OFF LINES ARE MEASURED FROM FRONT FACE OF LANDING PIT EDGE.
- ALL-WEATHER TRACK SURFACING TO EXTEND TO 5' WIDTH. 2" WIDE TRACK RUNWAY LINES ARE TO BE CENTERED AND 4' APART.
- COLOR OF 32' TRIPLE JUMP TAKE OFF LINE SHALL BE WHITE AND 26' TAKE OFF LINE SHALL BE PASTEL GREEN.
- PER RULE 6-9.50, "IN LONG JUMP, THE DISTANCE BETWEEN THE TAKEOFF BOARD AND THE NEARER EDGE OF THE LANDING AREA SHALL BE AT LEAST 3'-0" AND NOT MORE THAN 10'-0". THE DISTANCE BETWEEN THE FOUL LINE AND THE FARTHER EDGE OF THE LANDING AREA SHALL BE AT LEAST 32'-0"."
- PER RULE 6-9.50, "IN THE TRIPLE JUMP, THE NEARER EDGE OF THE LANDING AREA SHALL BE AT LEAST 36" FROM THE FOUL LINE FOR MEN AND 27.89" FOR WOMEN. DISTANCES OF 32' AND 28', RESPECTIVELY, ARE RECOMMENDED."

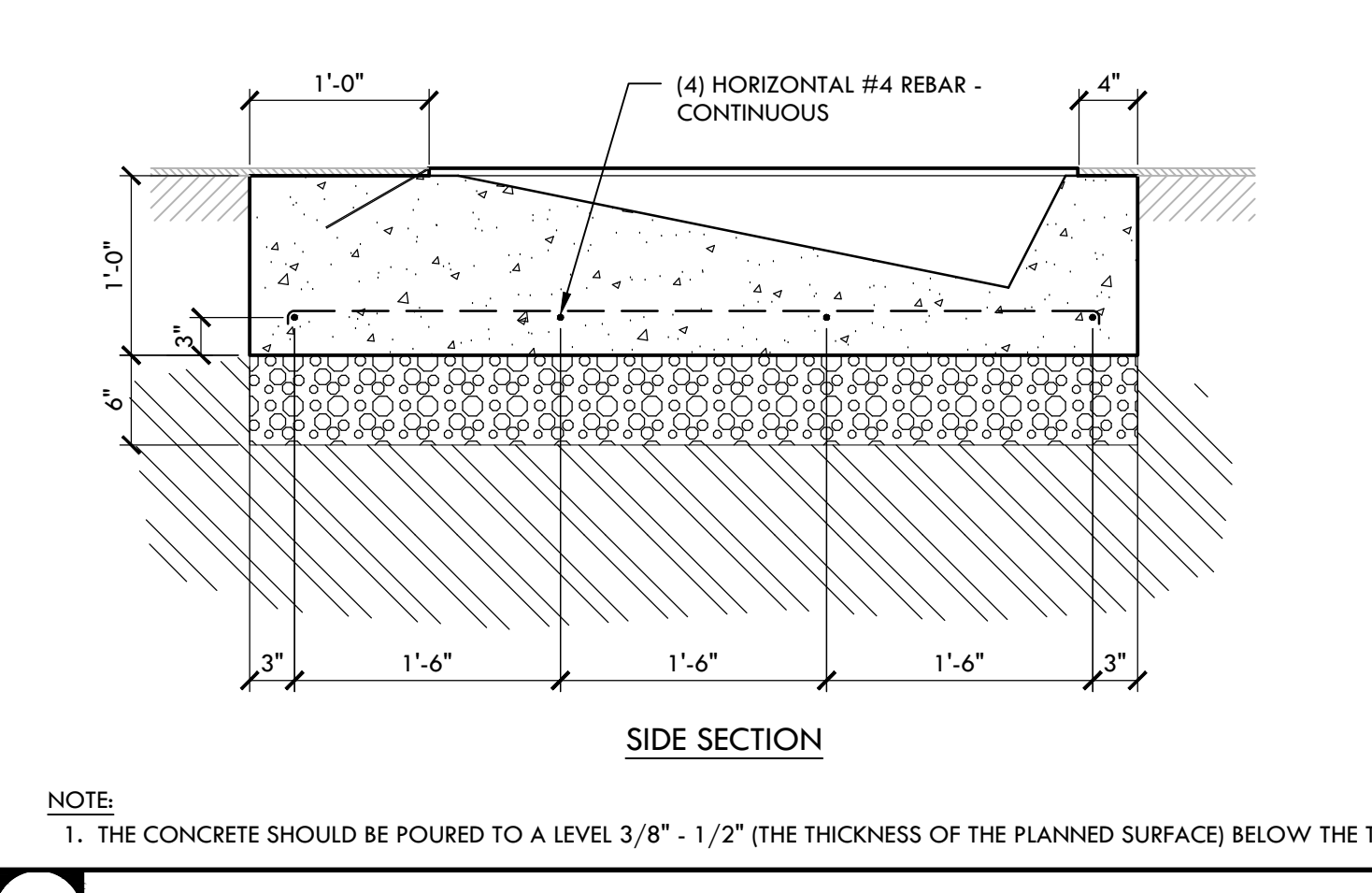
E LONG AND TRIPLE JUMP NTS



NOTES:

- TURF MANUFACTURER SHALL SUBMIT SHOP DRAWINGS FOR APPROVAL PRIOR TO INSTALLATION.

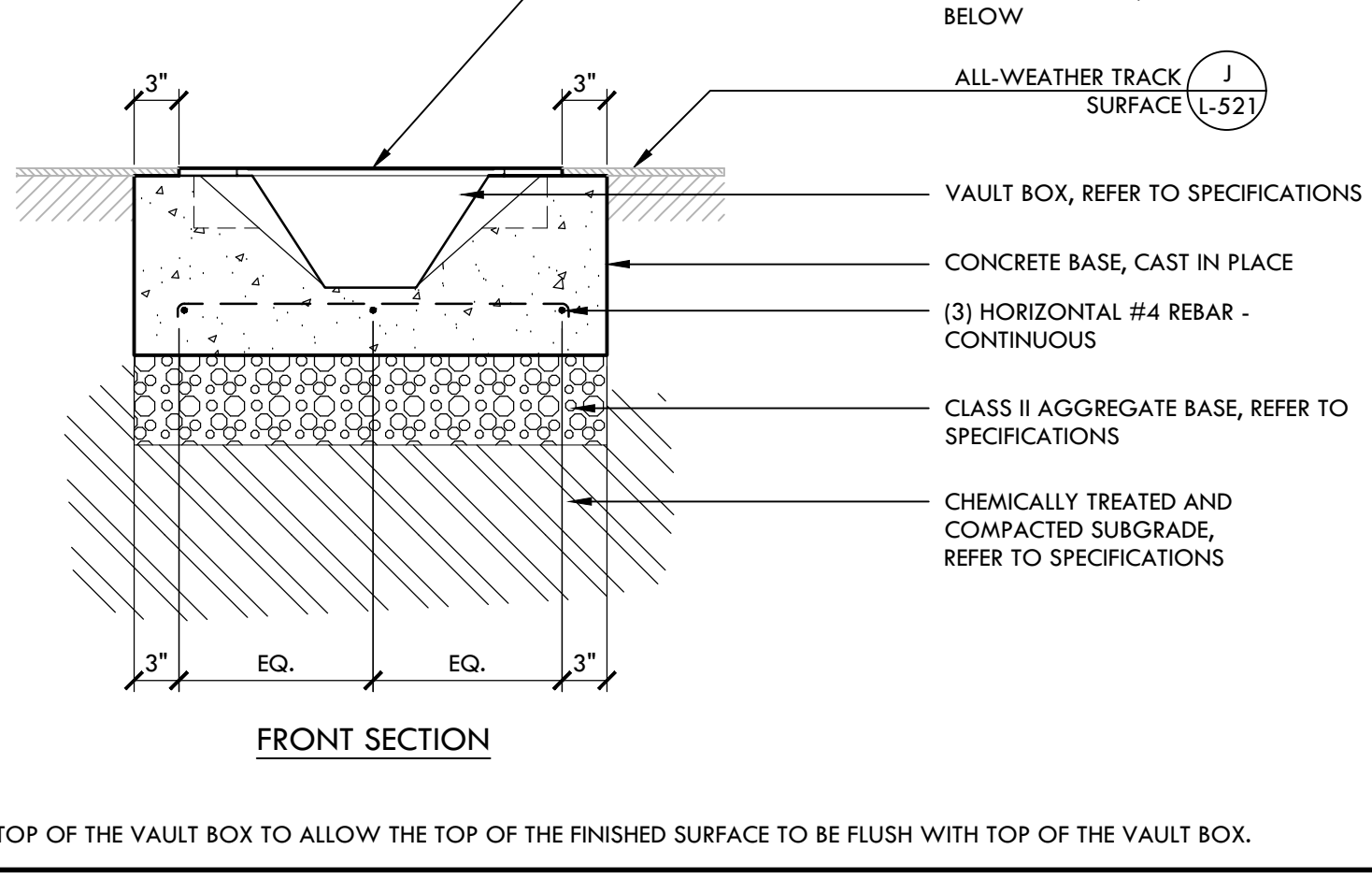
C MIDFIELD LOGO NTS



NOTES:

- THE CONCRETE SHOULD BE POURED TO A LEVEL 3/8" - 1/2" (THE THICKNESS OF THE PLANNED SURFACE) BELOW THE TOP OF THE VAULT BOX TO ALLOW THE TOP OF THE FINISHED SURFACE TO BE FLUSH WITH TOP OF THE VAULT BOX.

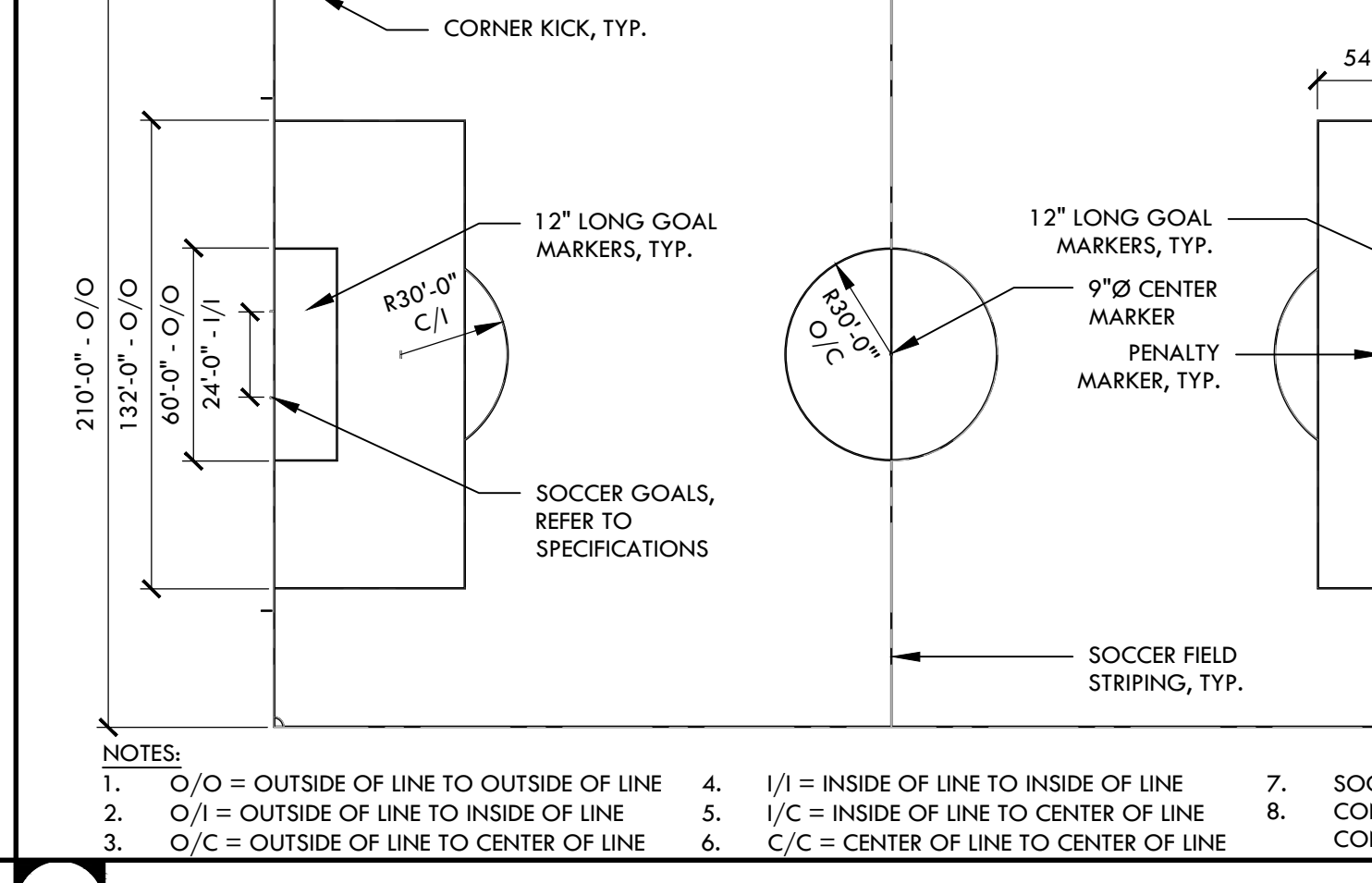
J POLE VAULT BOX NTS



NOTES:

- THE CONCRETE SHOULD BE POURED TO A LEVEL 3/8" - 1/2" (THE THICKNESS OF THE PLANNED SURFACE) BELOW THE TOP OF THE VAULT BOX TO ALLOW THE TOP OF THE FINISHED SURFACE TO BE FLUSH WITH TOP OF THE VAULT BOX.

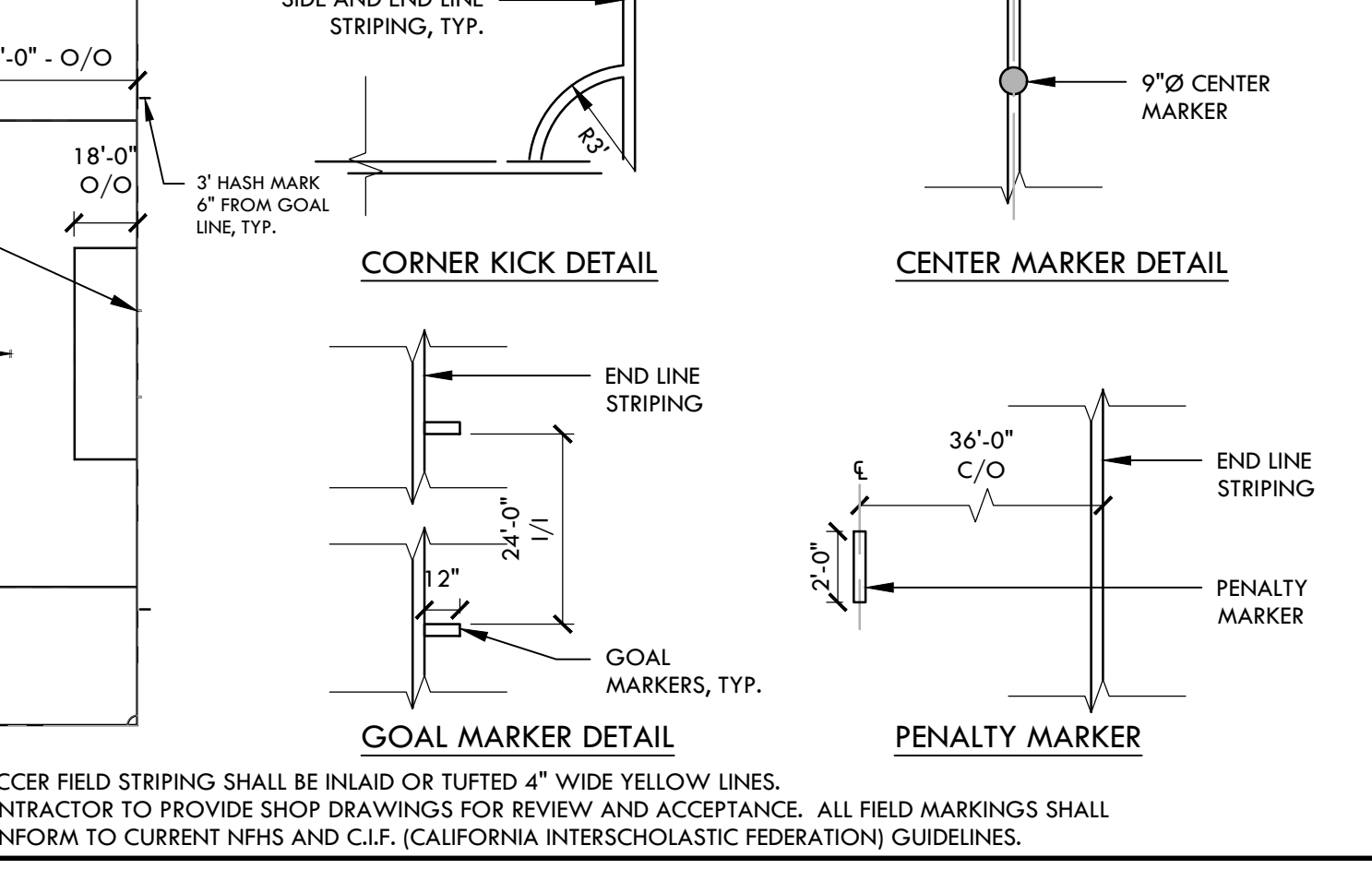
J POLE VAULT BOX NTS



NOTES:

- O/O = OUTSIDE OF LINE TO OUTSIDE OF LINE
- I/I = INSIDE OF LINE TO INSIDE OF LINE
- C/C = CENTER OF LINE TO CENTER OF LINE
- 1/1 = INSIDE OF LINE TO INSIDE OF LINE
- I/C = INSIDE OF LINE TO CENTER OF LINE
- C/C = CENTER OF LINE TO CENTER OF LINE
- SOCCER FIELD STRIPING SHALL BE INLAID OR TUFTED 4" WIDE YELLOW LINES. CONTRACTOR TO PROVIDE SHOP DRAWINGS FOR REVIEW AND ACCEPTANCE. ALL FIELD MARKINGS SHALL CONFORM TO CURRENT NFHS AND C.I.F. (CALIFORNIA INTERSCHOLASTIC FEDERATION) GUIDELINES.

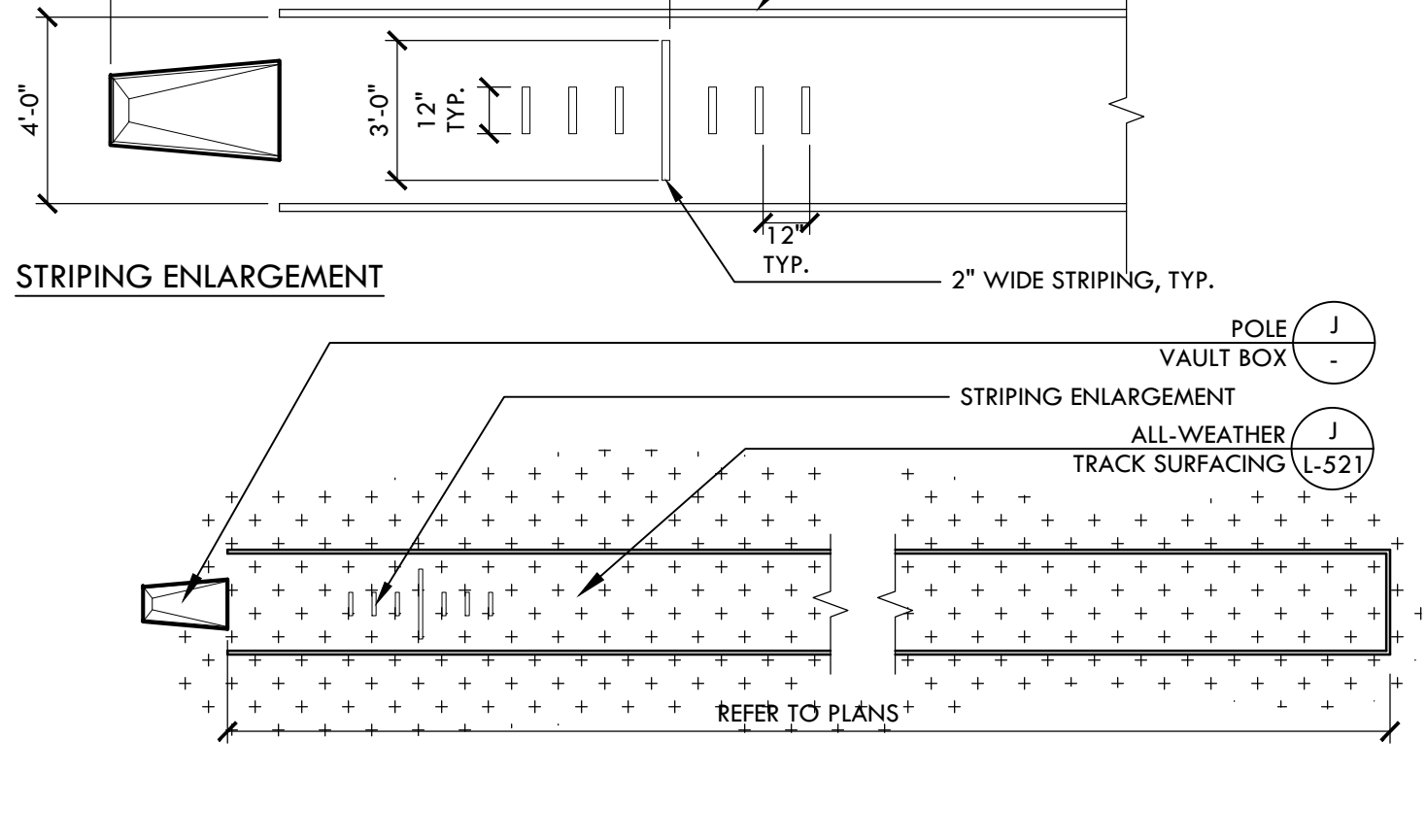
B 70 YARD x 116 YARD SOCCER FIELD STRIPING NTS



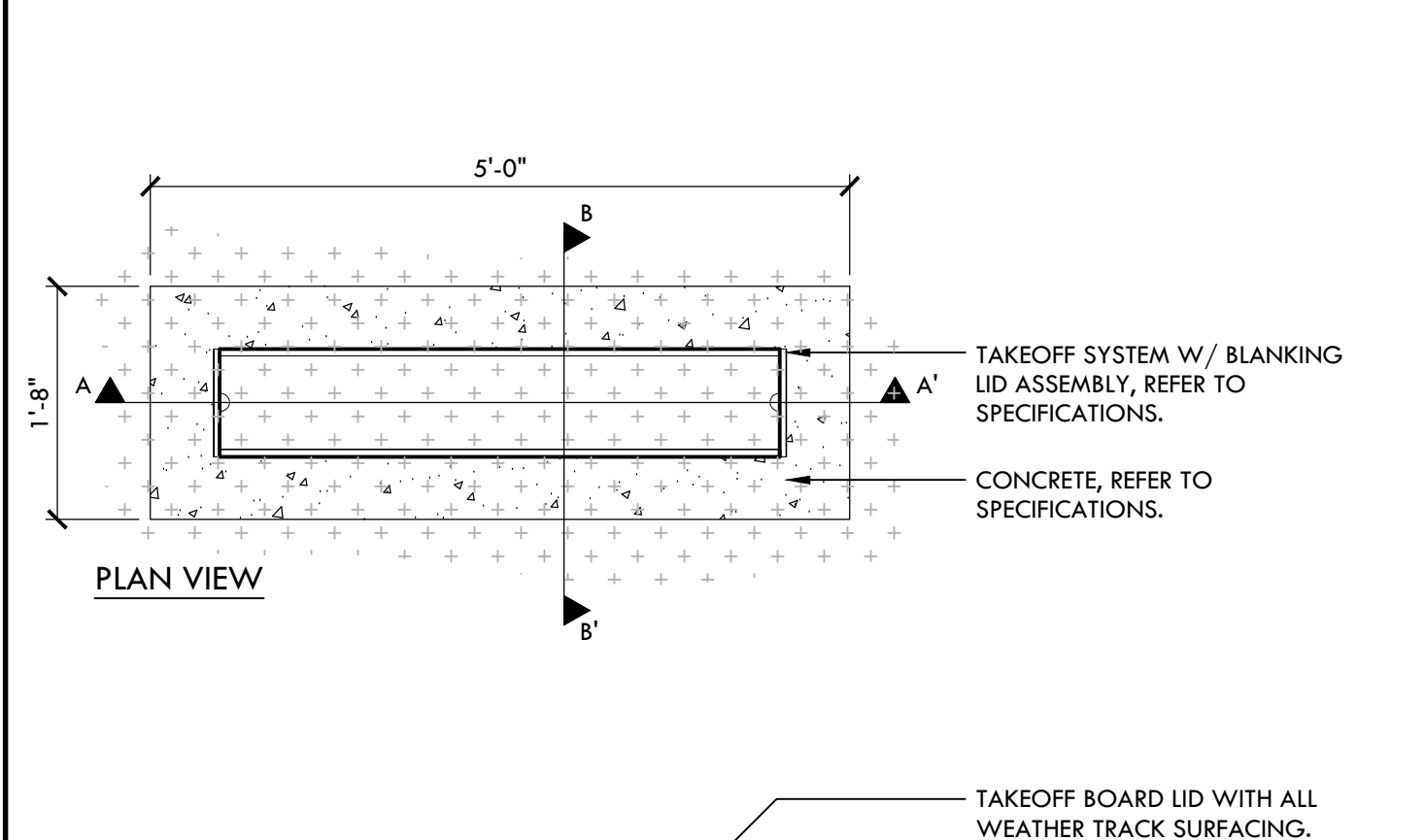
NOTES:

- ALL DIMENSIONS ARE TYPICAL.
- ALL STADIUM FOOTBALL FIELD STRIPING (INCLUDING HASH MARKS AND NUMBERS) SHOWN ON DETAIL, SHALL BE INLAID OR TUFTED WHITE LINES.
- THE STADIUM FOOTBALL FIELD COACHES BOX AND PLAYERS BOX EXTENDS FROM 25 YARD LINE TO 25 YARD LINE, AND HAVE SAME DIMENSIONS.
- CONTRACTOR TO PROVIDE SHOP DRAWINGS FOR REVIEW AND ACCEPTANCE. ALL FIELD MARKINGS SHALL CONFORM TO CURRENT NFHS AND C.I.F. (CALIFORNIA INTERSCHOLASTIC FEDERATION) GUIDELINES.

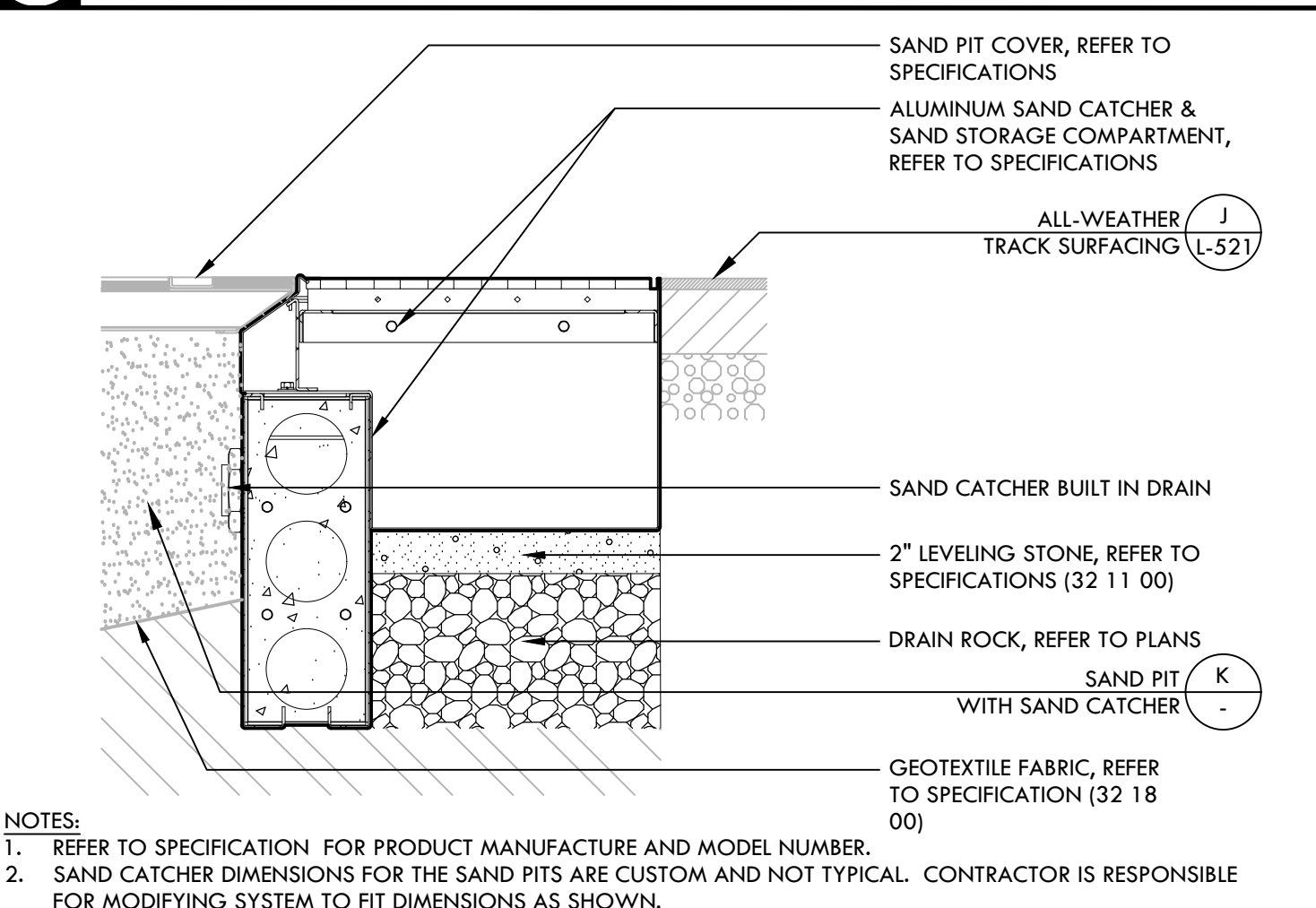
B 70 YARD x 116 YARD SOCCER FIELD STRIPING NTS



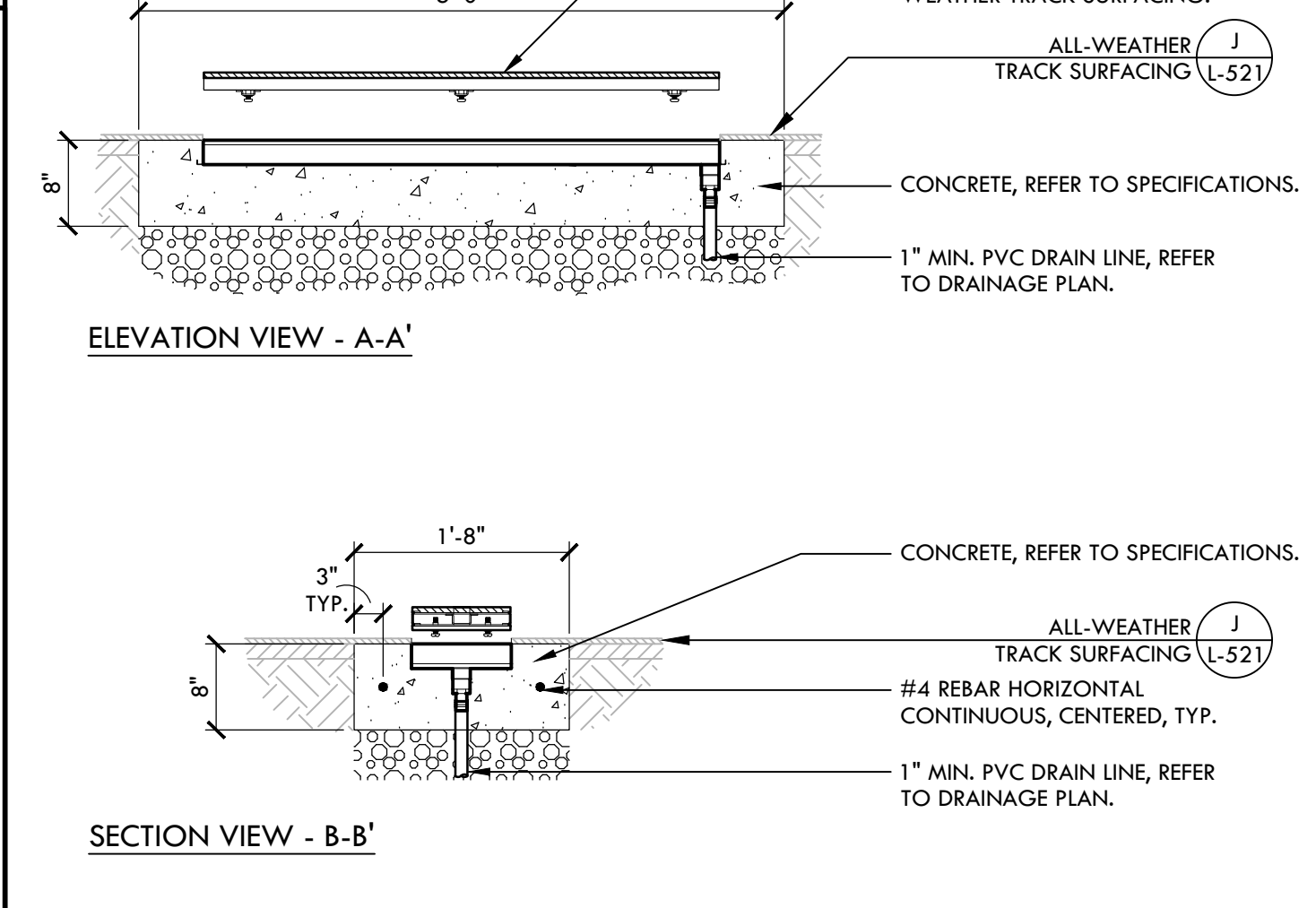
I POLE VAULT- RUNWAY AND BOX NTS



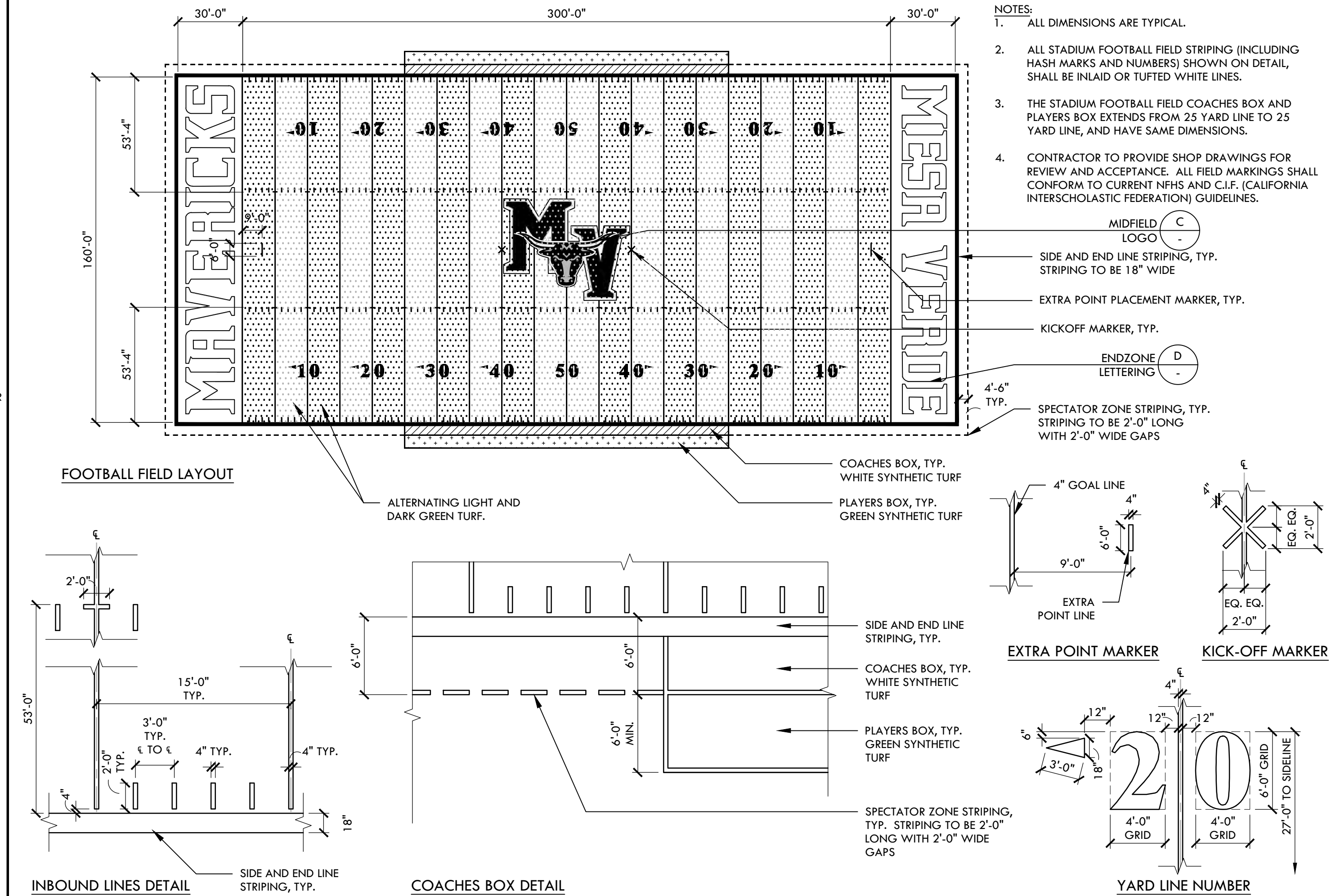
G TAKE-OFF BOARD NTS



H SAND CATCHER NTS



G TAKE-OFF BOARD NTS



A FOOTBALL FIELD STRIPING - HIGH SCHOOL NTS

IDENTIFICATION STAMP
 DIV. OF THE STATE ARCHITECT
 APP: 02-118588 INC.
 REVIEWED FOR
 SS FLS ACS
 DATE: 01/20/2021

VERDE DESIGN
 LANDSCAPE ARCHITECTURE
 CIVIL ENGINEERING
 SPORT PLANNING & DESIGN

1843 Iron Point Rd. Suite 140
 Folsom, CA 95630
 Tel: 916-415-6554
 Fax: 916-415-6555
 www.VerdeDesign.com

STAMP

REGISTERED LANDSCAPE ARCHITECT
 MESA VERDE ARCHITECTS
 No. 4088
 EXPIRATION DATE: JULY 2021
 STATE OF CALIFORNIA

CONSULTANT

ATHLETIC DETAILS - ATHLETIC CS

PROJECT NAME

MESA VERDE HIGH SCHOOL ATHLETIC FACILITY IMPROVEMENTS

PROJECT ADDRESS

**7501 CARRIAGE DRIVE
 CITRUS HEIGHTS, CA
 95621**

SUBMITTAL	DATE
50% SUBMITTAL	08/13/2020
DSA SUBMITTAL	10/15/2020
DSA BACKCHECK SUBMITTAL	01/20/2021

NO.	REVISIONS	DATE

DRAWN BY	CHECKED BY
VDI	CS/MB


DATE ISSUED	SCALE
01/20/2021	AS NOTED

PROJ. NO. 1819500

SHEET NO. **L-531**

IDENTIFICATION STAMP
 DIV. OF THE STATE ARCHITECT
 APP: 02-118588 INC.
 REVIEWED FOR
 SS FLS ACS
 DATE: 01/20/2021

VERDE DESIGN
 LANDSCAPE ARCHITECTURE
 CIVIL ENGINEERING
 SPORT PLANNING & DESIGN
 1843 Iron Point Rd. Suite 140
 Folsom, CA 95630
 Tel: 916-415-6554
 Fax: 916-415-6555
 www.VerdeDesign.com



CONSULTANT

SHEET TITLE

**ATHLETIC
 DETAILS -
 ATHLETICS**

PROJECT NAME

**MESA VERDE
 HIGH SCHOOL
 ATHLETIC FACILITY
 IMPROVEMENTS**

PROJECT ADDRESS

**7501 CARRIAGE DRIVE
 CITRUS HEIGHTS, CA
 95621**

SUBMITTAL DATE

50% SUBMITTAL 08/13/2020

DSA SUBMITTAL 10/15/2020

DSA BACKCHECK SUBMITTAL 01/20/2021

NO. REVISIONS DATE

NO.	REVISIONS	DATE

DRAWN BY VDI CHECKED BY CS/MB

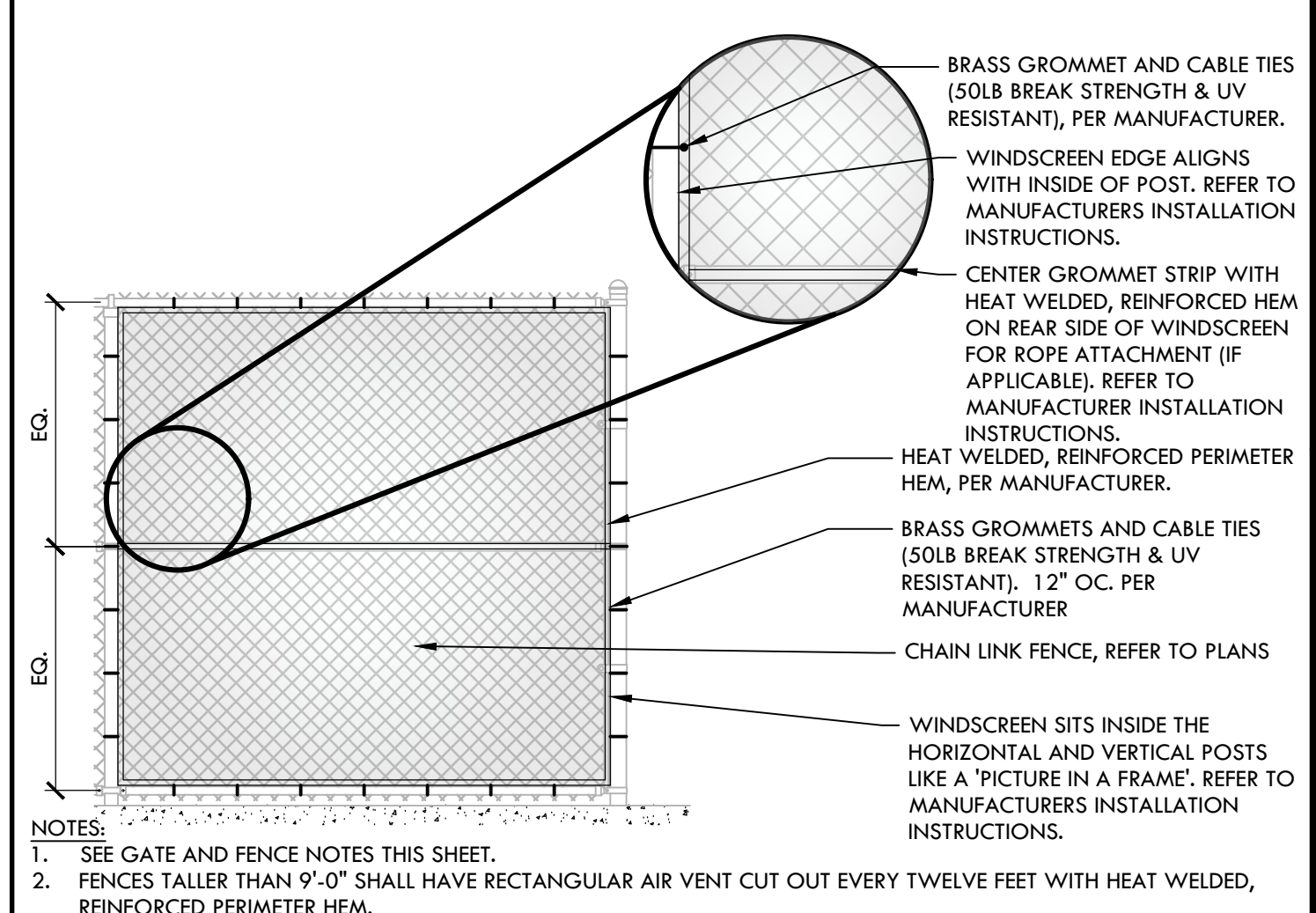
DATE ISSUED 01/20/2021 SCALE AS NOTED

PROJ. NO. 1819500

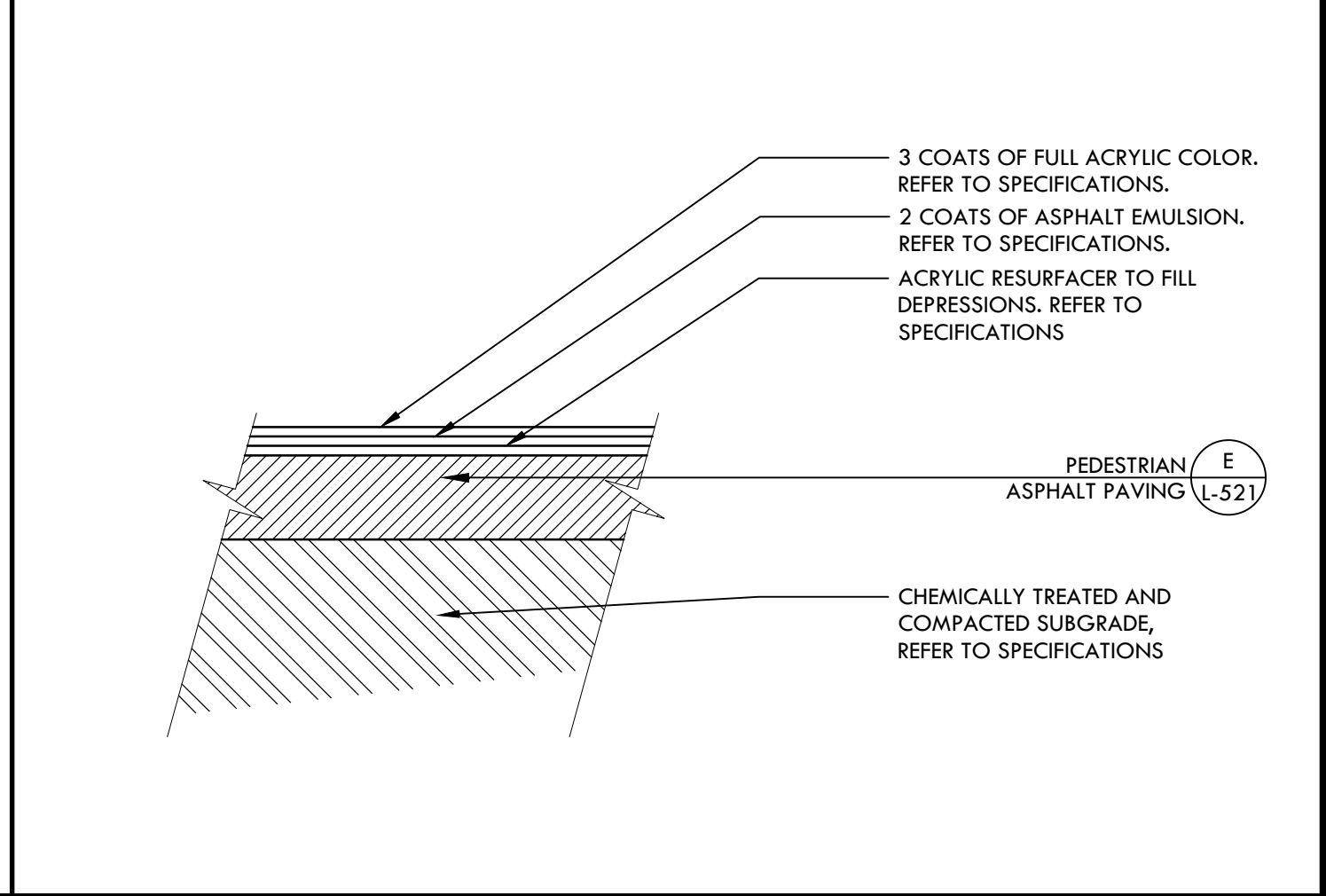
SHEET NO. L-533

NTS

ATHLETIC DETAILS - ATHLETICS



E WINDSCREEN NTS




D TENNIS COURT SURFACING NTS




F FOUL POLE AT JV SOFTBALL FIELD NTS



C TENNIS STRIPING NTS



B TENNIS COURT NET AND POSTS NTS

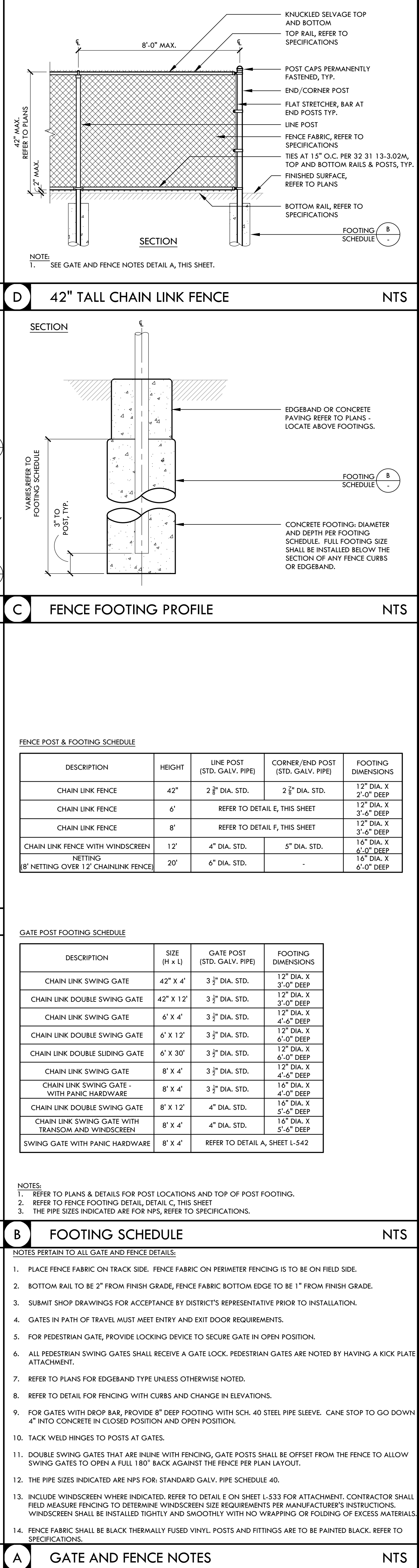
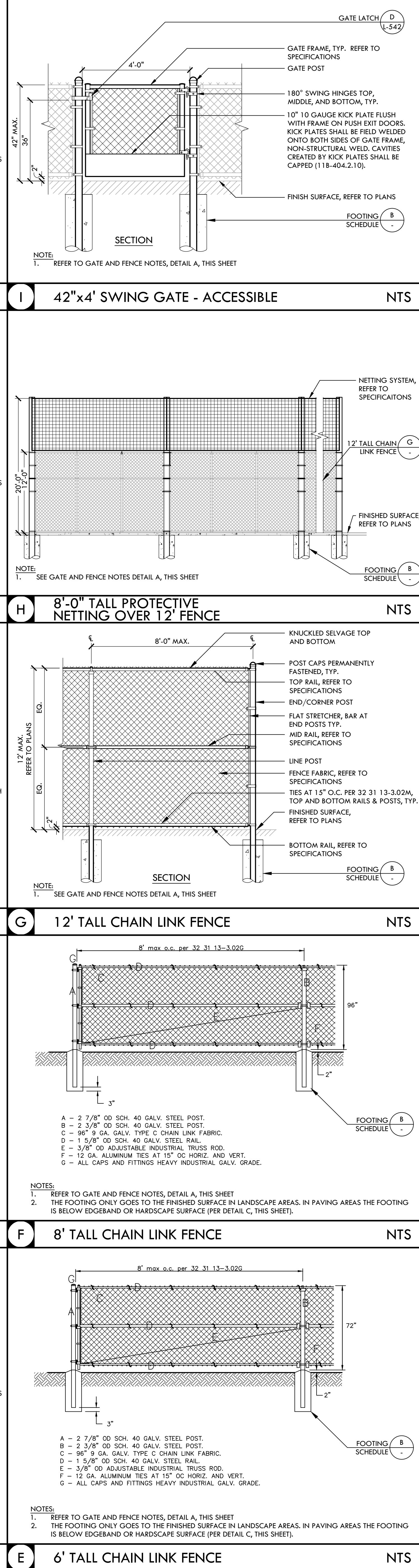
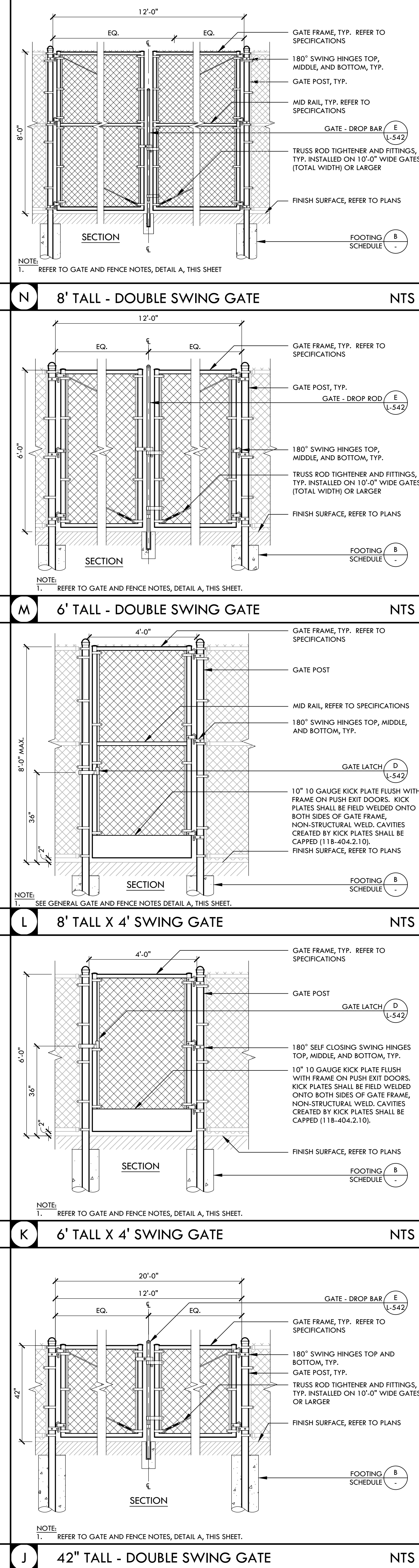



A TENNIS COURT FENCE ELEVATION NTS

ALL DESIGN, CONSTRUCTION, AND MATERIAL SPECIFICATIONS ARE THE PROPERTY OF VERDE DESIGN, INC. AND WILL BE REPRODUCED, COPIED, OR DISCLOSED TO ANY PERSON, FIRM, OR CORPORATION FOR ANY PURPOSE WITHOUT WRITTEN PERMISSION OF VERDE DESIGN, INC.

ALL RIGHTS RESERVED. THIS DRAWING IS THE PROPERTY OF VERDE DESIGN, INC. AND IS NOT TO BE REPRODUCED, COPIED, OR TRANSMITTED IN ANY FORM OR BY ANY MEANS, ELECTRONIC OR MECHANICAL, INCLUDING PHOTOCOPYING, RECORDING, OR BY ANY INFORMATION STORAGE AND RETRIEVAL SYSTEM, WITHOUT THE WRITTEN PERMISSION OF VERDE DESIGN, INC.

VERDE DESIGN, INC. LANDSCAPE ARCHITECTURE CIVIL ENGINEERING SPORT PLANNING & DESIGN
 1843 Iron Point Rd., Suite 140
 Folsom, CA 95630
 Tel: 916-415-6554
 Fax: 916-415-6555
 www.VerdeDesign.com



IDENTIFICATION STAMP
DIV. OF THE STATE ARCHITECT

APP: 02-118588 INC.
REVIEWED FOR
SS FLS ACS
DATE: 01/20/2021

VERDE DESIGN
LANDSCAPE ARCHITECTURE
CIVIL ENGINEERING
SPORT PLANNING & DESIGN

1843 Iron Point Rd., Suite 140
Folsom, CA 95630
Tel: 916-415-6554
Fax: 916-415-6555
www.VerdeDesign.com

STAMP

REGISTERED LANDSCAPE ARCHITECT
MESA VERDE ARCHITECTS
EXPIRATION DATE: JULY 2021
STATE OF CALIFORNIA

CONSULTANT

SHEET TITLE

FENCING DETAILS

PROJECT NAME

MESA VERDE HIGH SCHOOL ATHLETIC FACILITY IMPROVEMENTS

PROJECT ADDRESS

**7501 CARRIAGE DRIVE
CITRUS HEIGHTS, CA
95621**

SUBMITTAL	DATE
50% SUBMITTAL	08/13/2020
DSA SUBMITTAL	10/15/2020
DSA BACKCHECK SUBMITTAL	01/20/2021

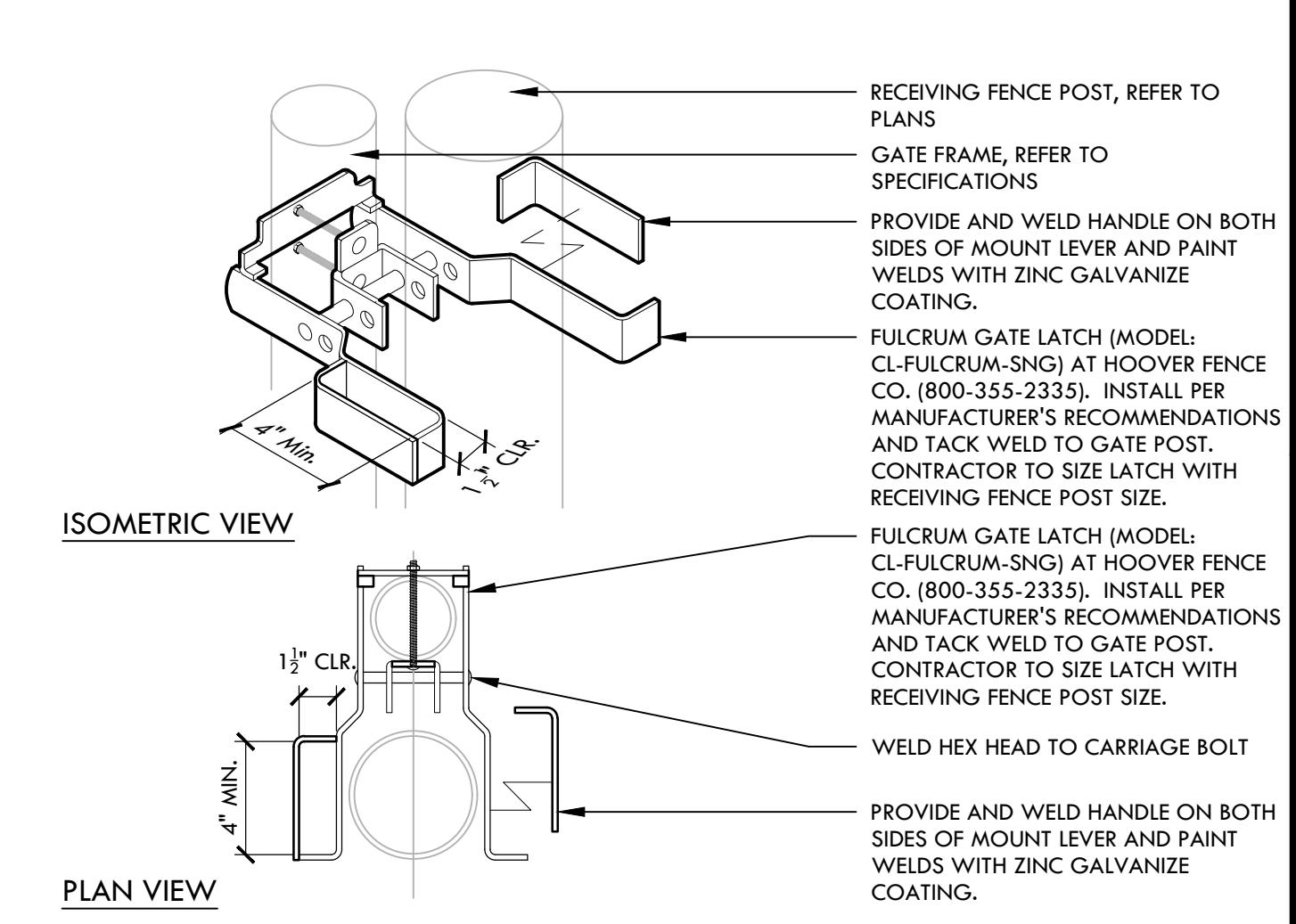
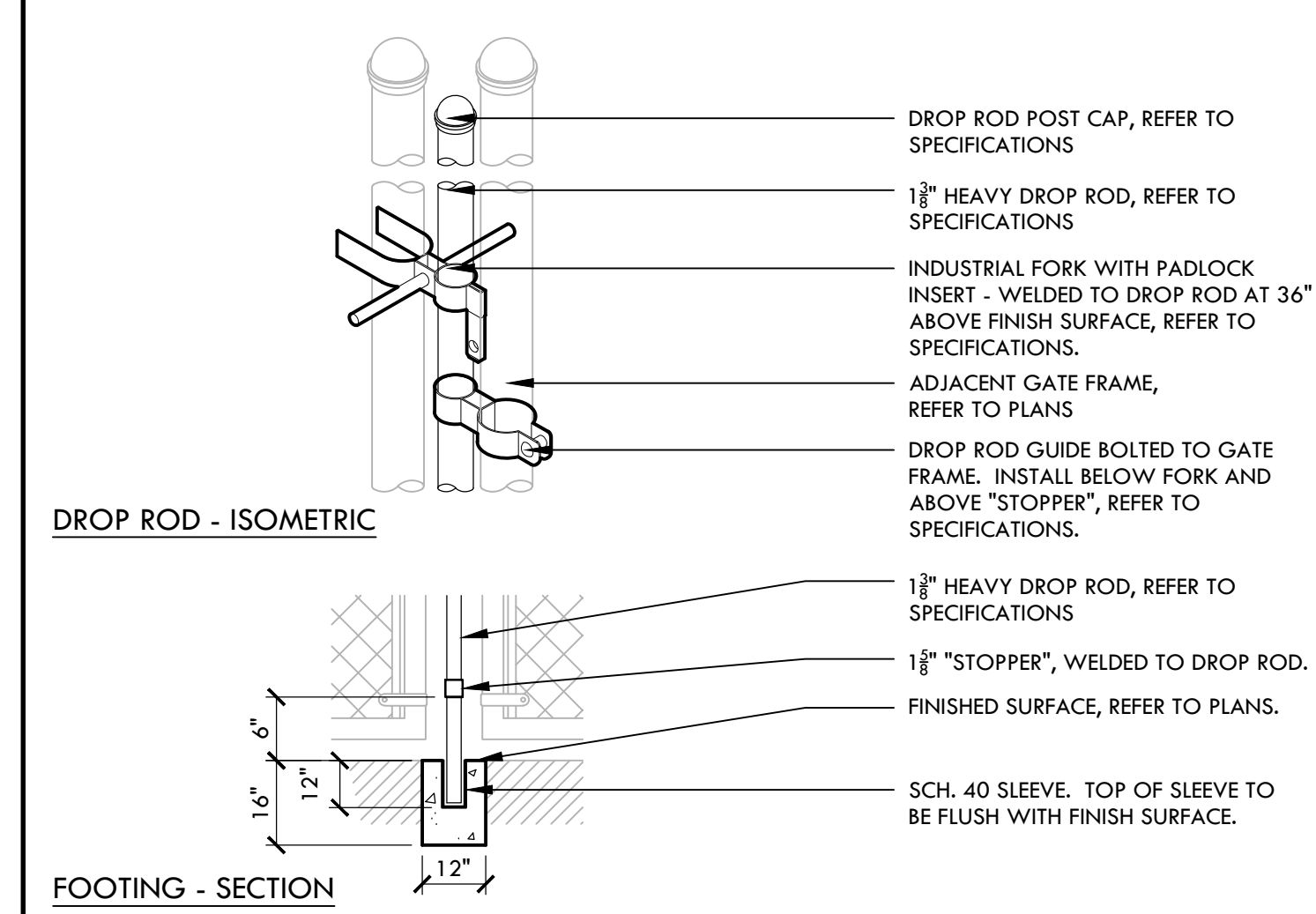
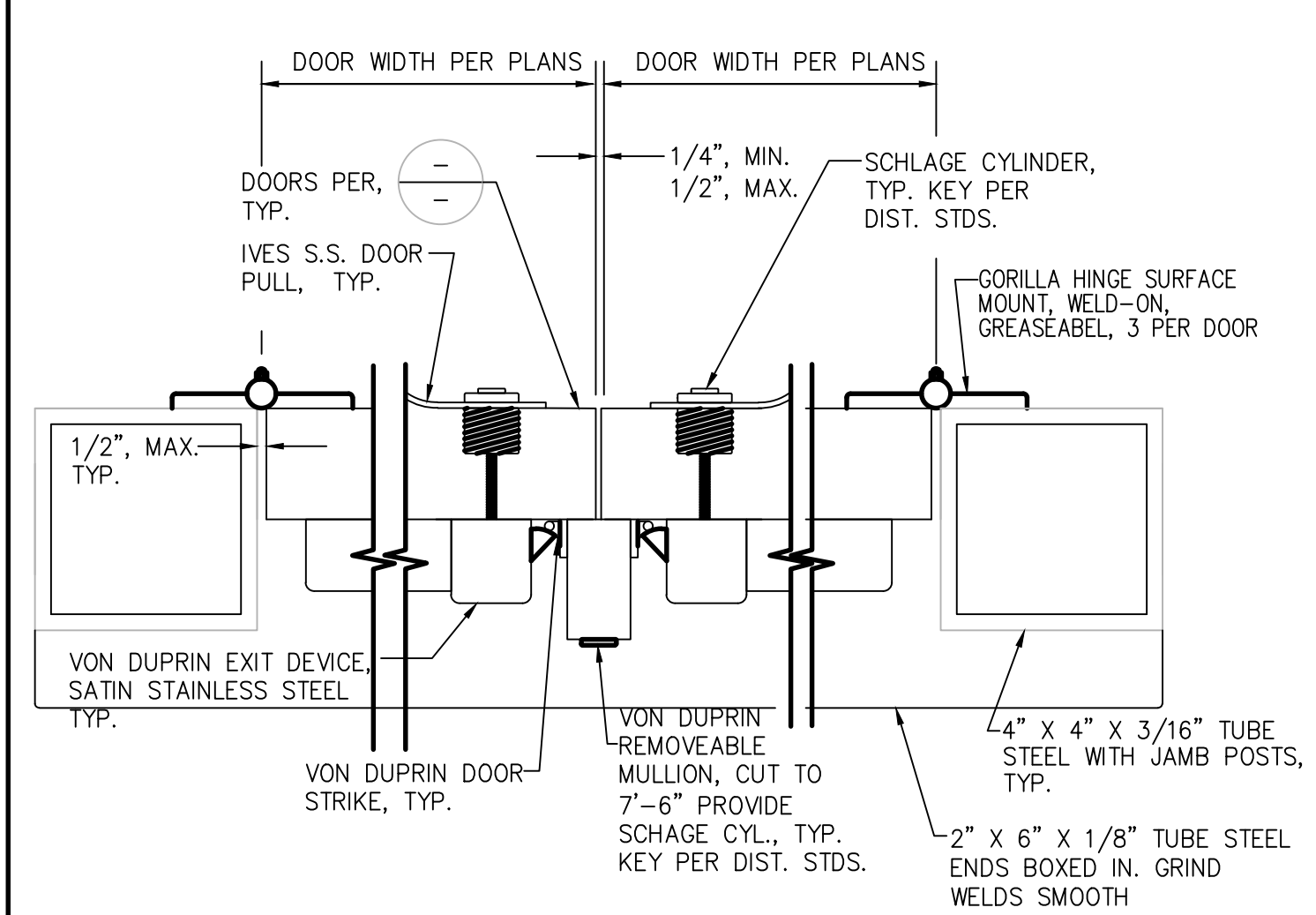
NO.	REVISIONS	DATE

DRAWN BY: VDI CHECKED BY: CS/MB

DATE ISSUED: 01/20/2021 SCALE: AS NOTED

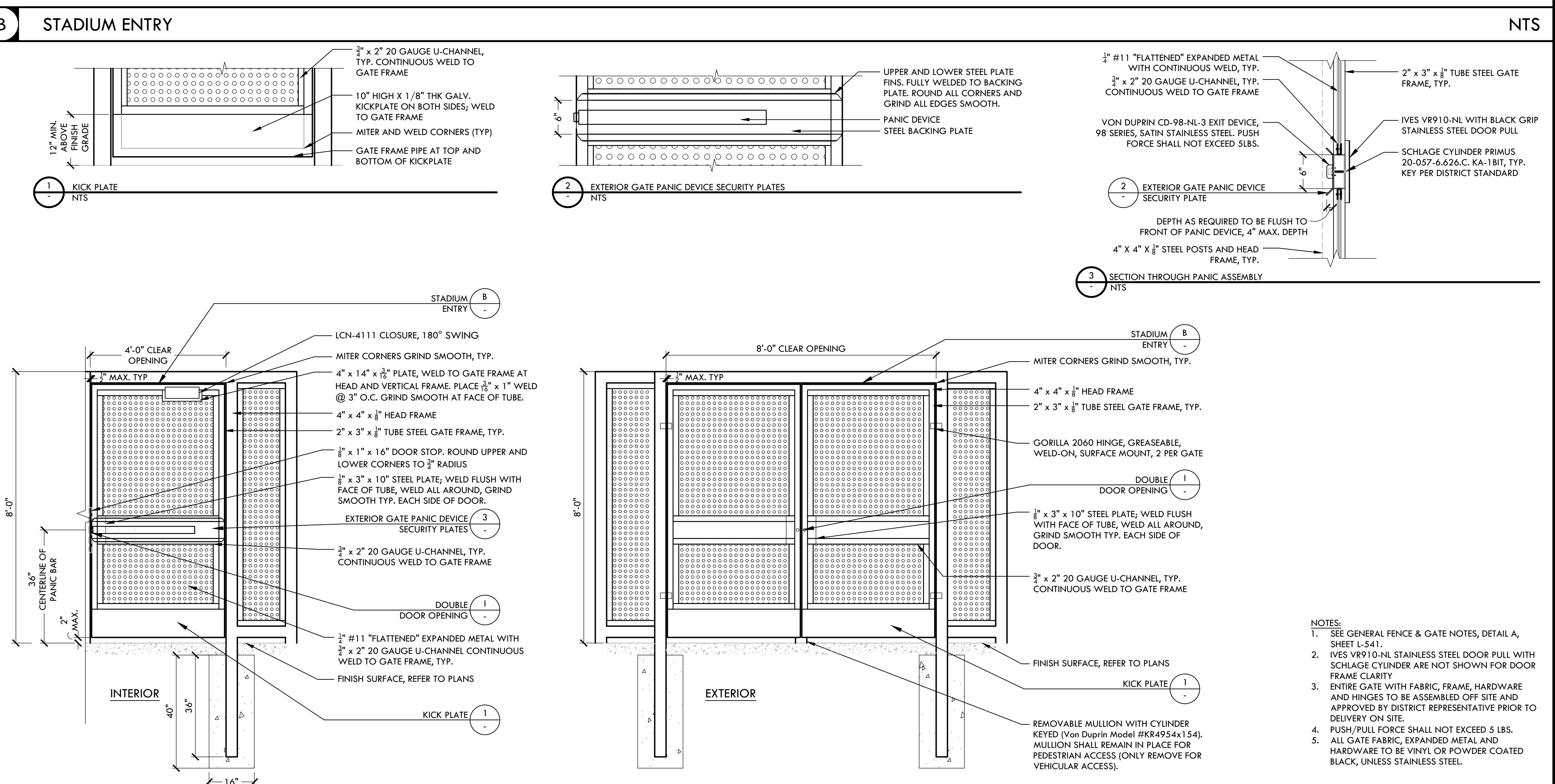
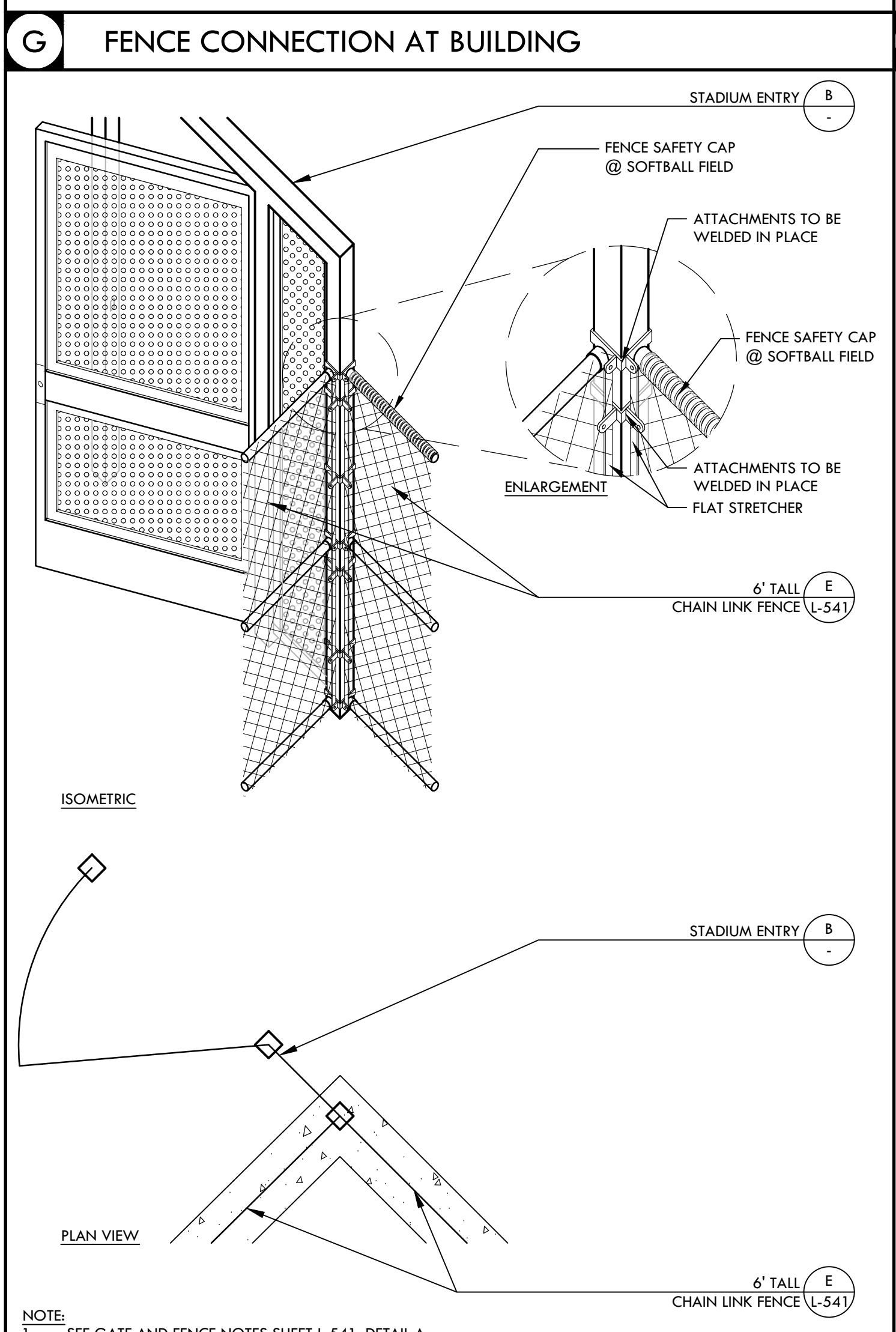
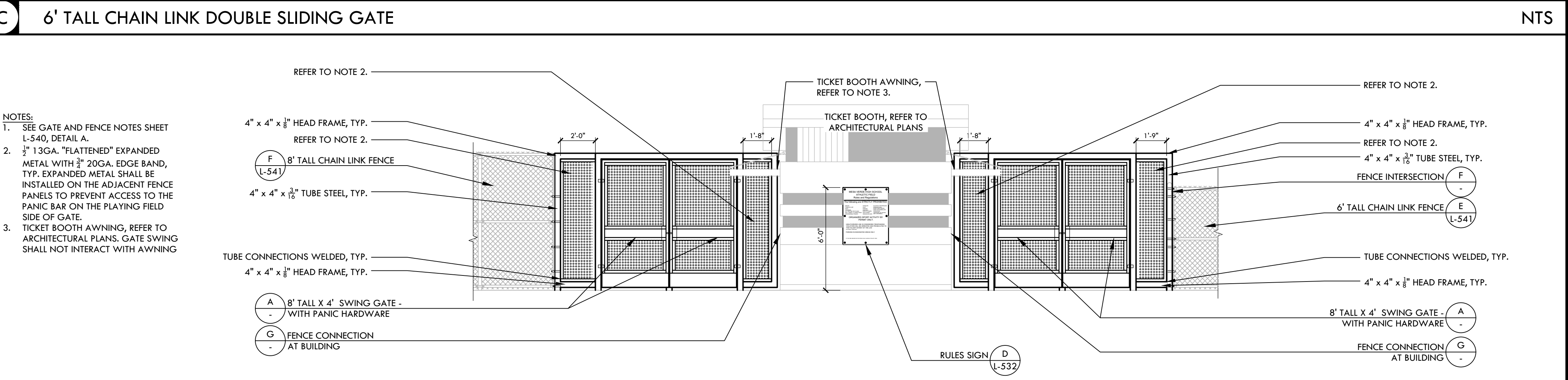
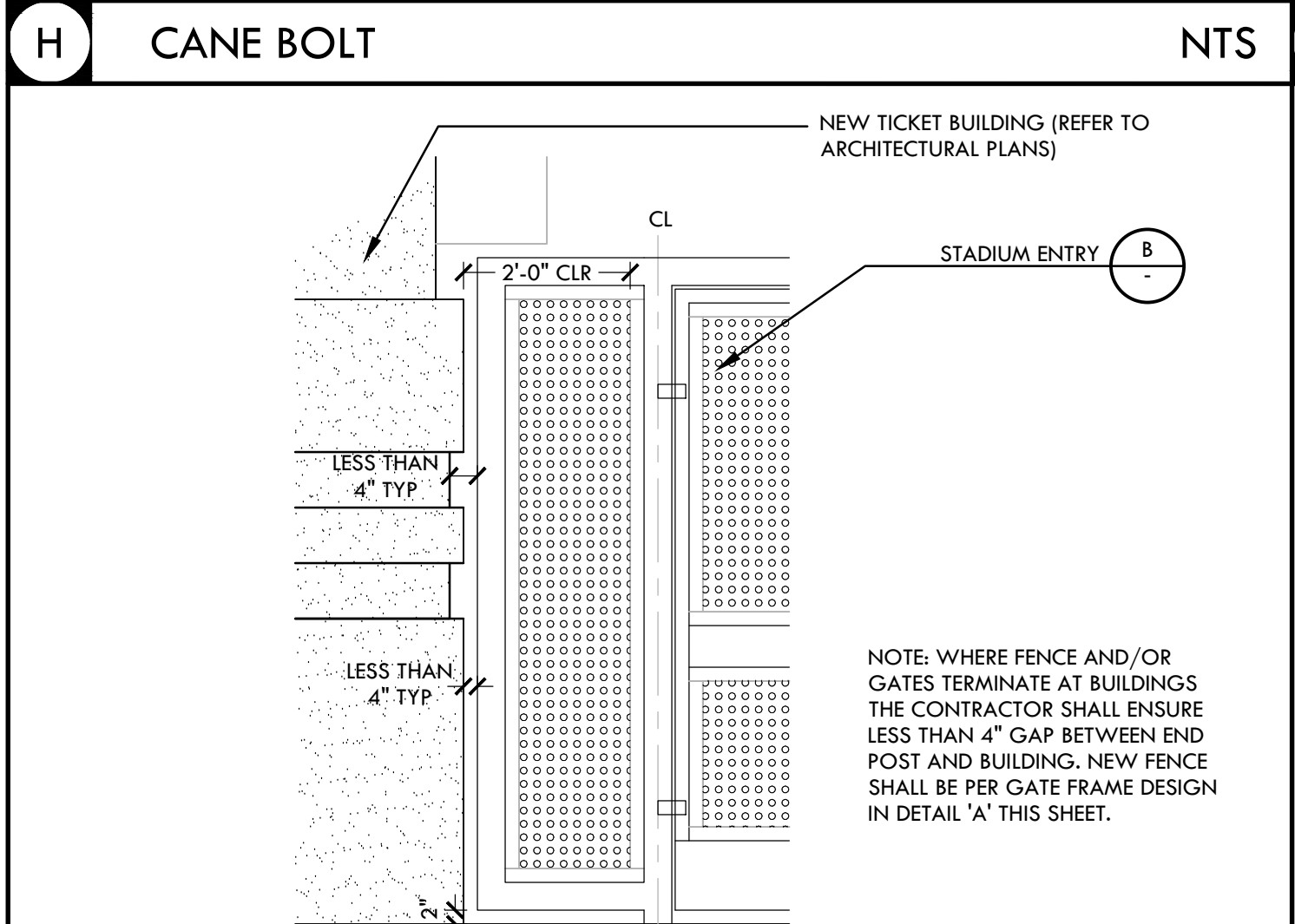
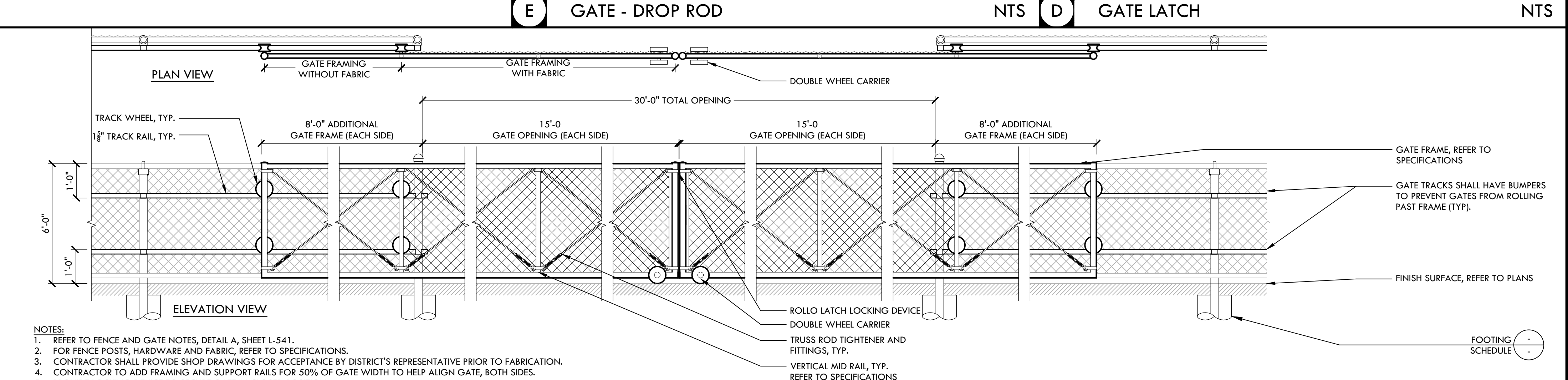
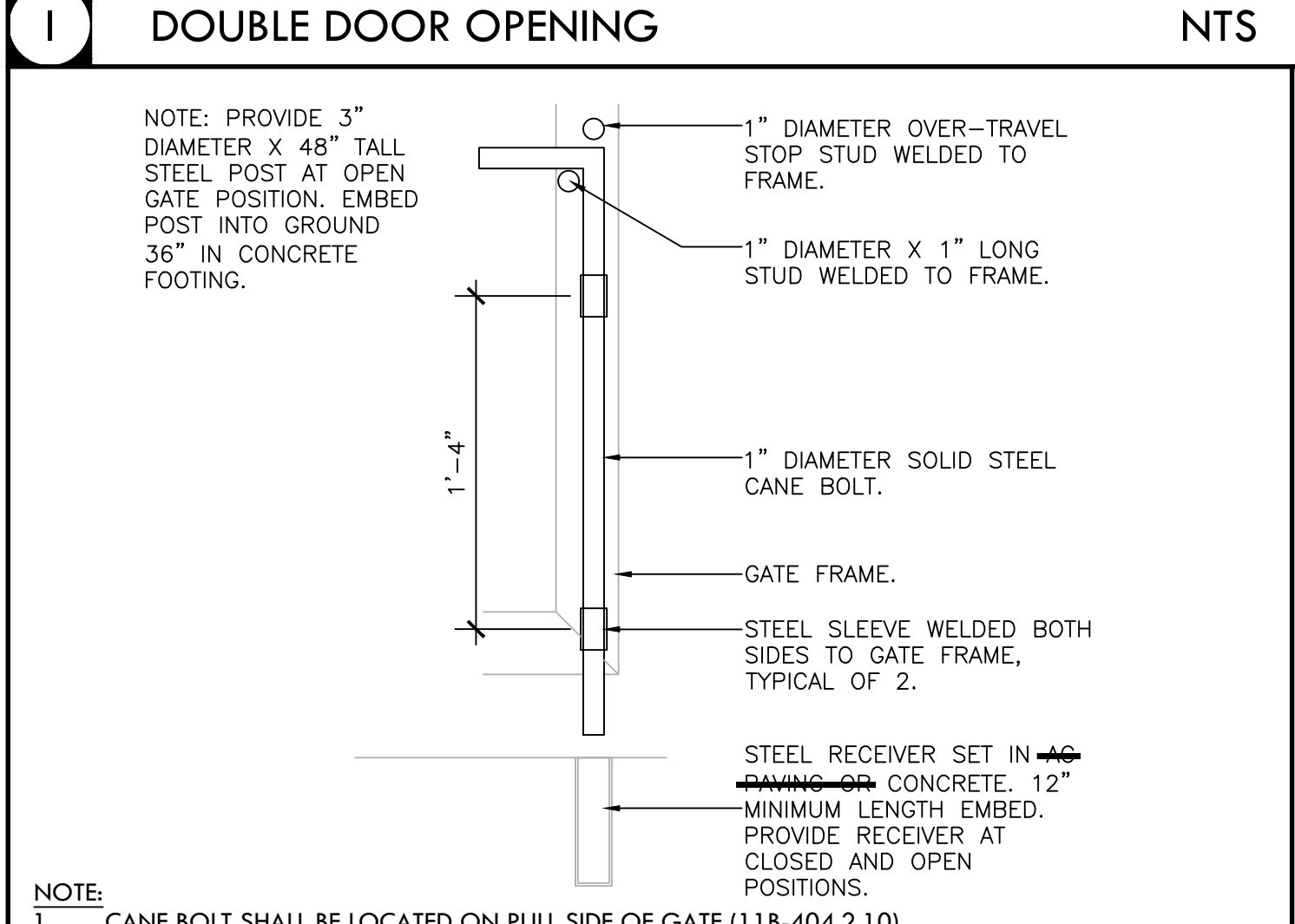
PROJ. NO.: 1819500

SHEET NO.: L-541



IDENTIFICATION STAMP
DIV. OF THE STATE ARCHITECT
APP: 02-118588 INC.
REVIEWED FOR: [] SS [] FLS [] ACS []
DATE: 01/20/2021

VERDE DESIGN
LANDSCAPE ARCHITECTURE
CIVIL ENGINEERING
SPORT PLANNING & DESIGN
1843 Iron Point Rd. Suite 140
Folsom, CA 95630
tel: 916-415-6554
fax: 916-415-6555
www.VerdeDesigninc.com



STAMP

REGISTERED LANDSCAPE ARCHITECT
MESA VERDE ARCHITECTS
EXPIRATION DATE: JULY 2021
STATE OF CALIFORNIA

CONSULTANT

SHEET TITLE

FENCING DETAILS

PROJECT NAME

MESA VERDE HIGH SCHOOL ATHLETIC FACILITY IMPROVEMENTS

PROJECT ADDRESS

7501 CARRIAGE DRIVE
CITRUS HEIGHTS, CA
95621

SUBMITTAL	DATE
50% SUBMITTAL	08/13/2020
DSA SUBMITTAL	10/15/2020
DSA BACKCHECK SUBMITTAL	01/20/2021

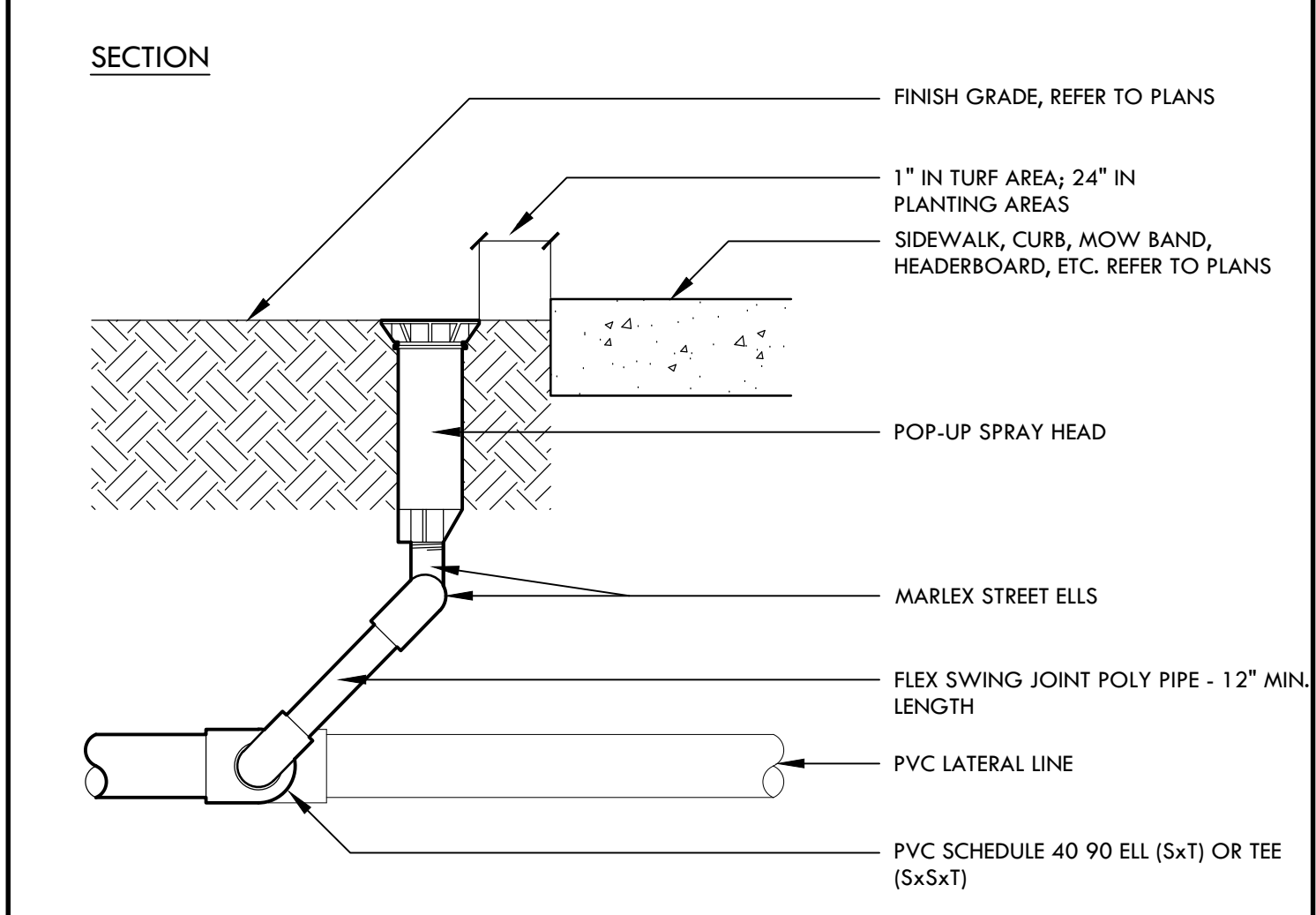
NO.	REVISIONS	DATE

DRAWN BY	VDI	CHECKED BY	CS/MB
DATE ISSUED	01/20/2021	SCALE	AS NOTED
PROJ. NO.	1819500		

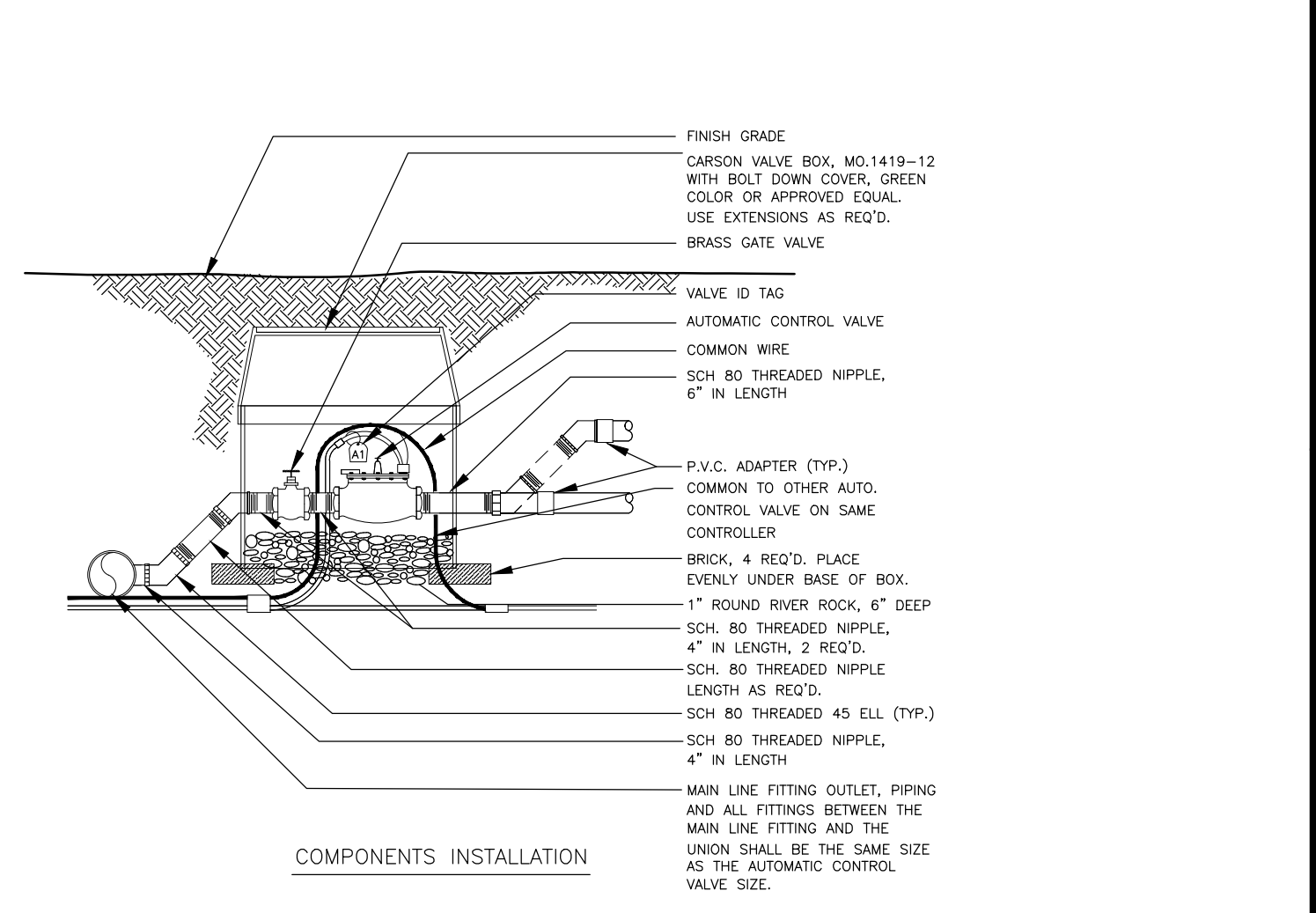
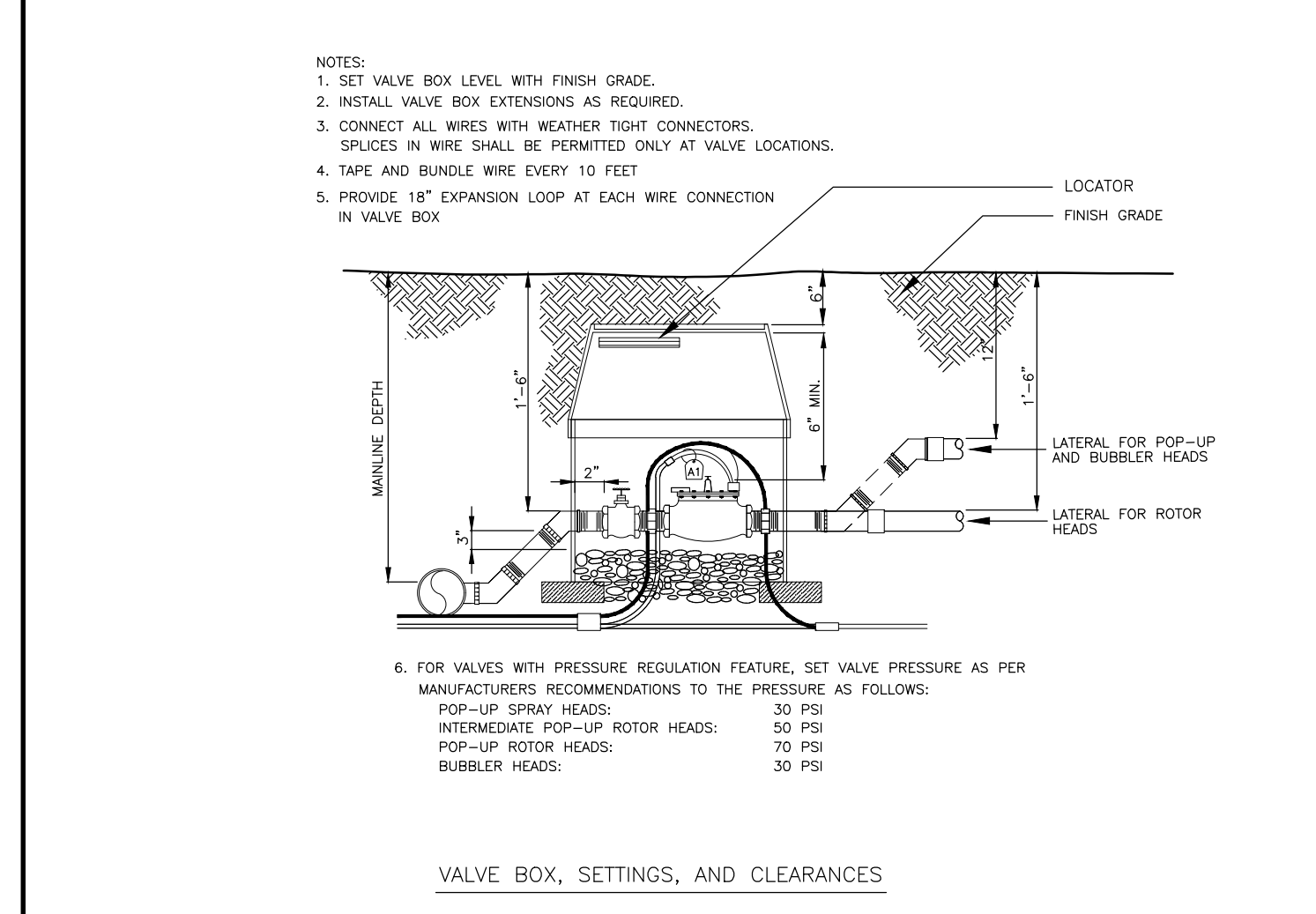
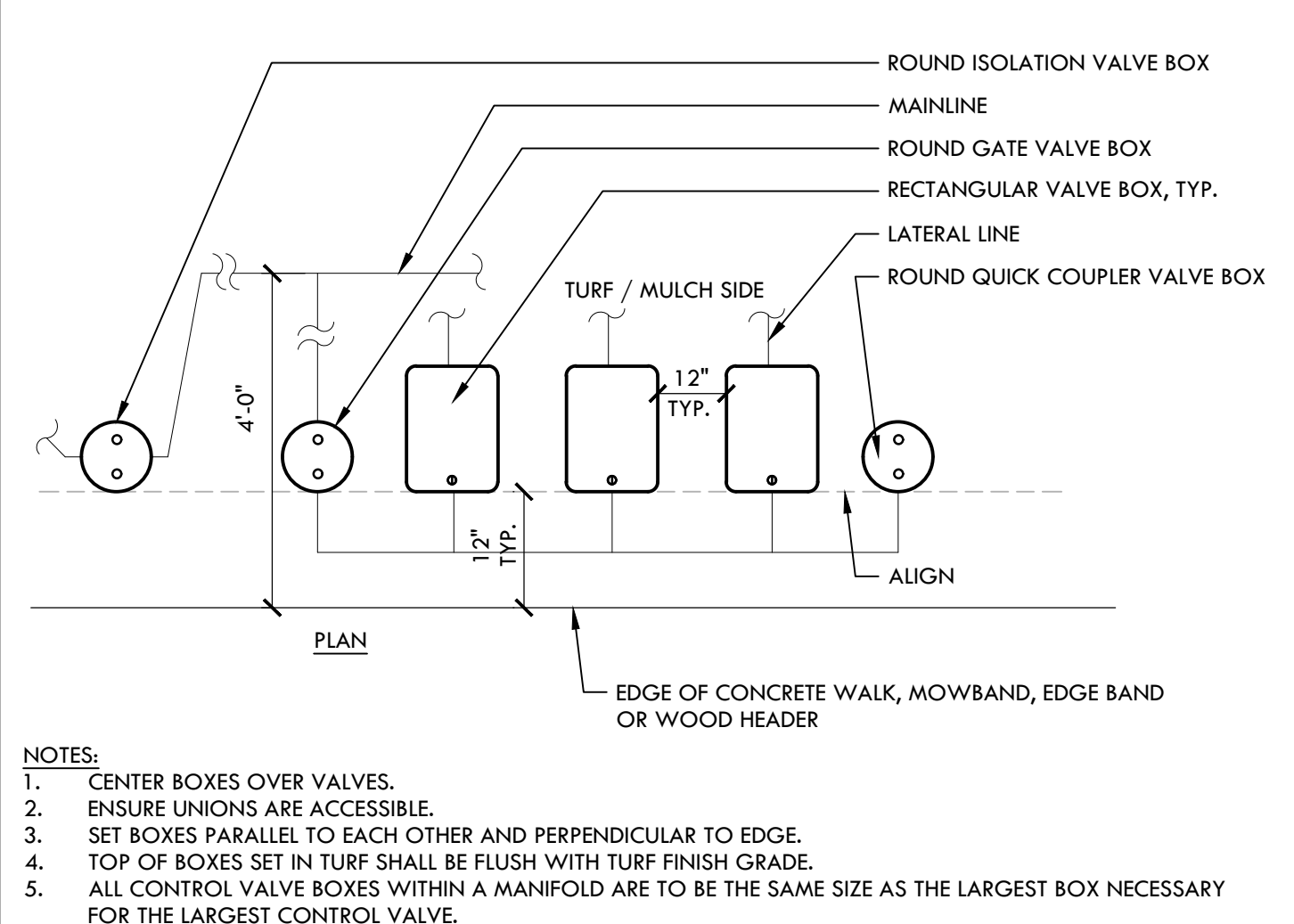
SHEET NO.
L-542

ALL RIGHTS RESERVED. THIS DOCUMENT IS THE PROPERTY OF VERDE DESIGN, INC. AND THESE CREATED, DEVELOPED FOR USE ON AND IN CONNECTION WITH THE SPECIFIED PROJECT. NO PART OF THIS DOCUMENT OR PLANS SHALL BE REPRODUCED, COPIED, OR DISCLOSED TO ANY PERSON, FIRM, OR ORGANIZATION FOR ANY PURPOSE WITHOUT THE WRITTEN PERMISSION OF VERDE DESIGN, INC.

ALL RIGHTS RESERVED. ANY REPRODUCTION OR TRANSMISSION OF THIS DOCUMENT WITHOUT WRITTEN PERMISSION OF VERDE DESIGN, INC. IS STRICTLY PROHIBITED. THE INFORMATION CONTAINED HEREIN IS THE PROPERTY OF VERDE DESIGN, INC. AND IS NOT TO BE REPRODUCED, COPIED, OR TRANSMITTED IN ANY FORM OR BY ANY MEANS, ELECTRONIC OR MECHANICAL, INCLUDING PHOTOCOPYING, RECORDING, OR BY ANY INFORMATION STORAGE AND RETRIEVAL SYSTEM. VERDE DESIGN, INC. IS NOT RESPONSIBLE FOR ANY DAMAGE TO PROPERTY OR PERSONS ARISING FROM THE USE OF THIS DOCUMENT.

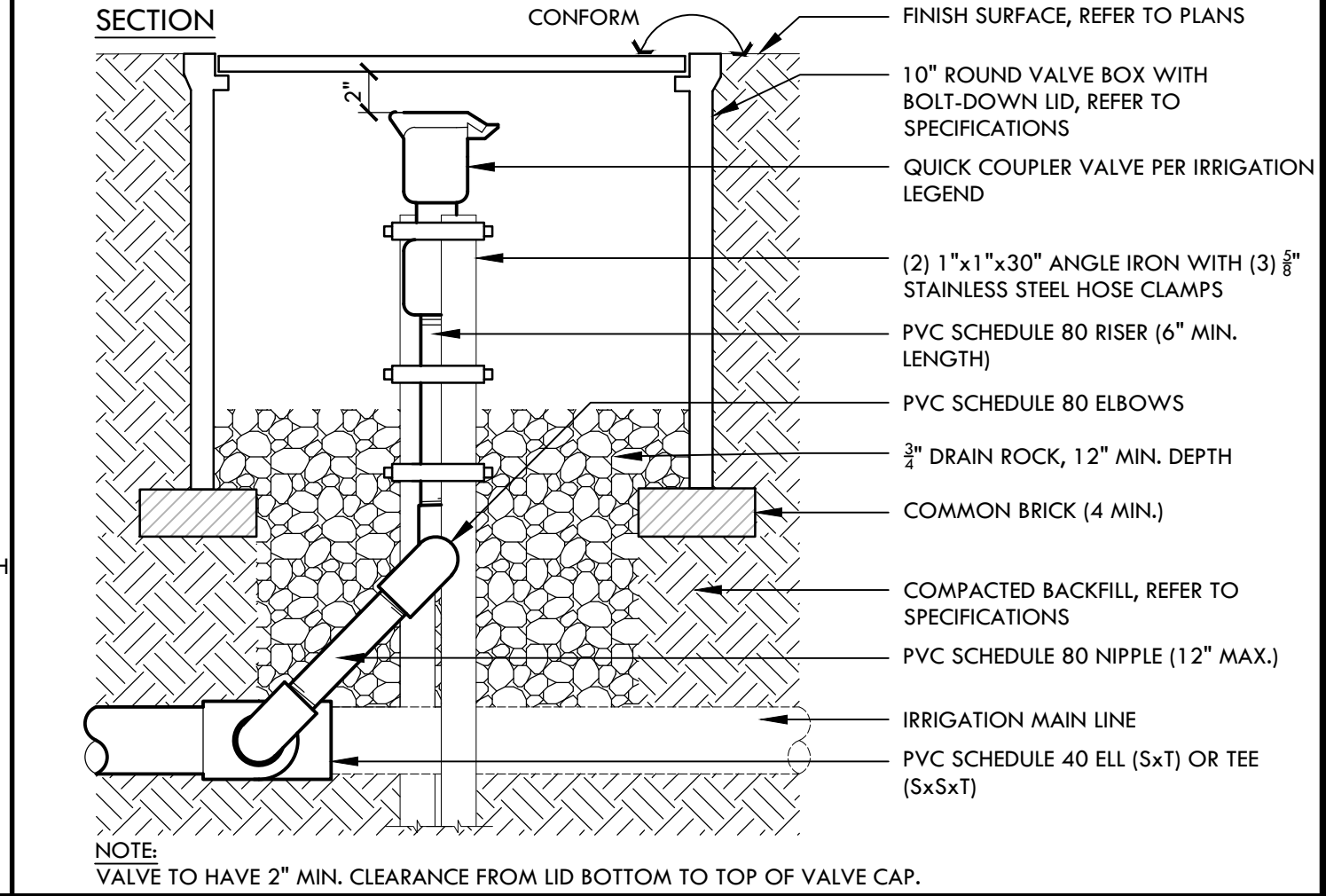
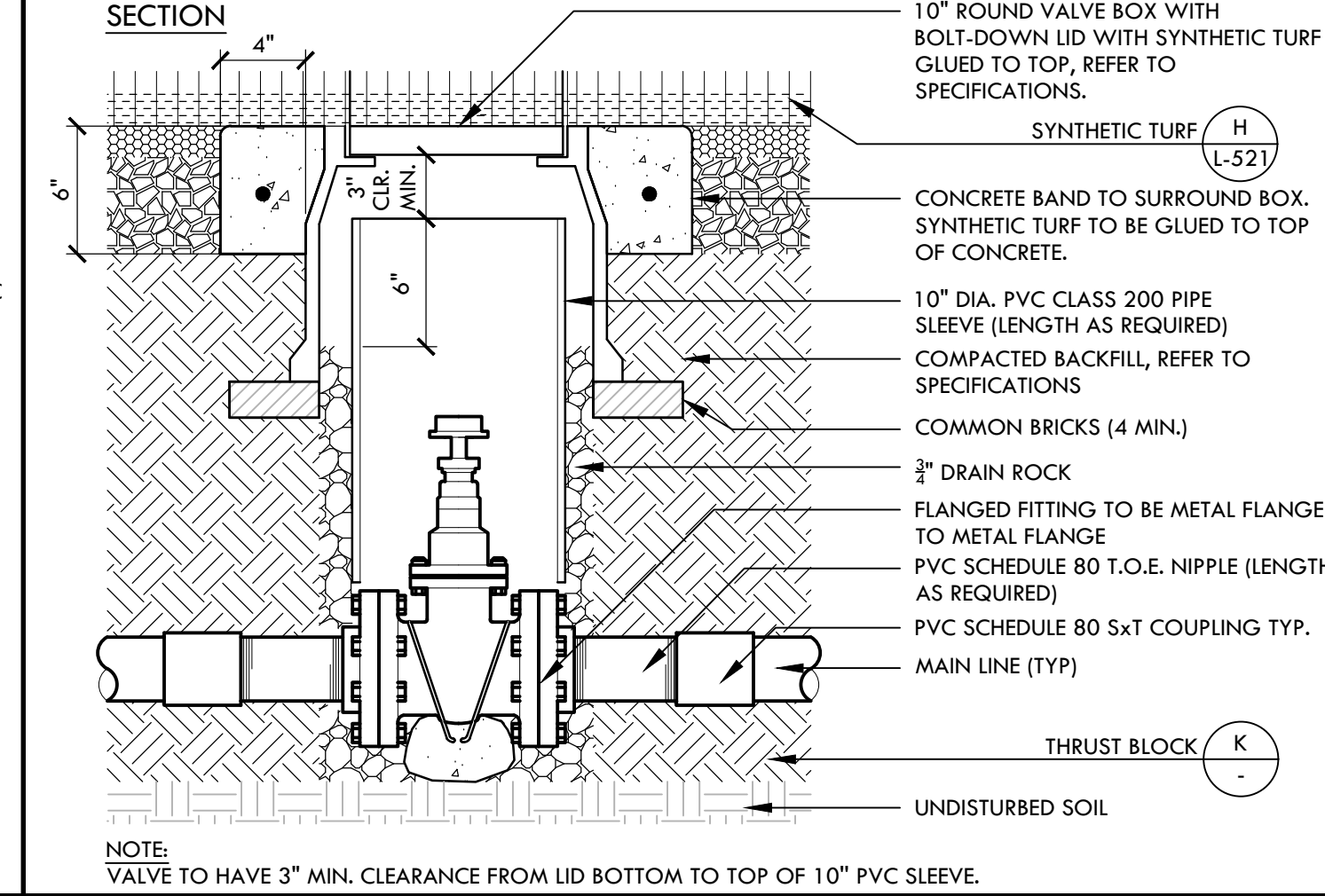
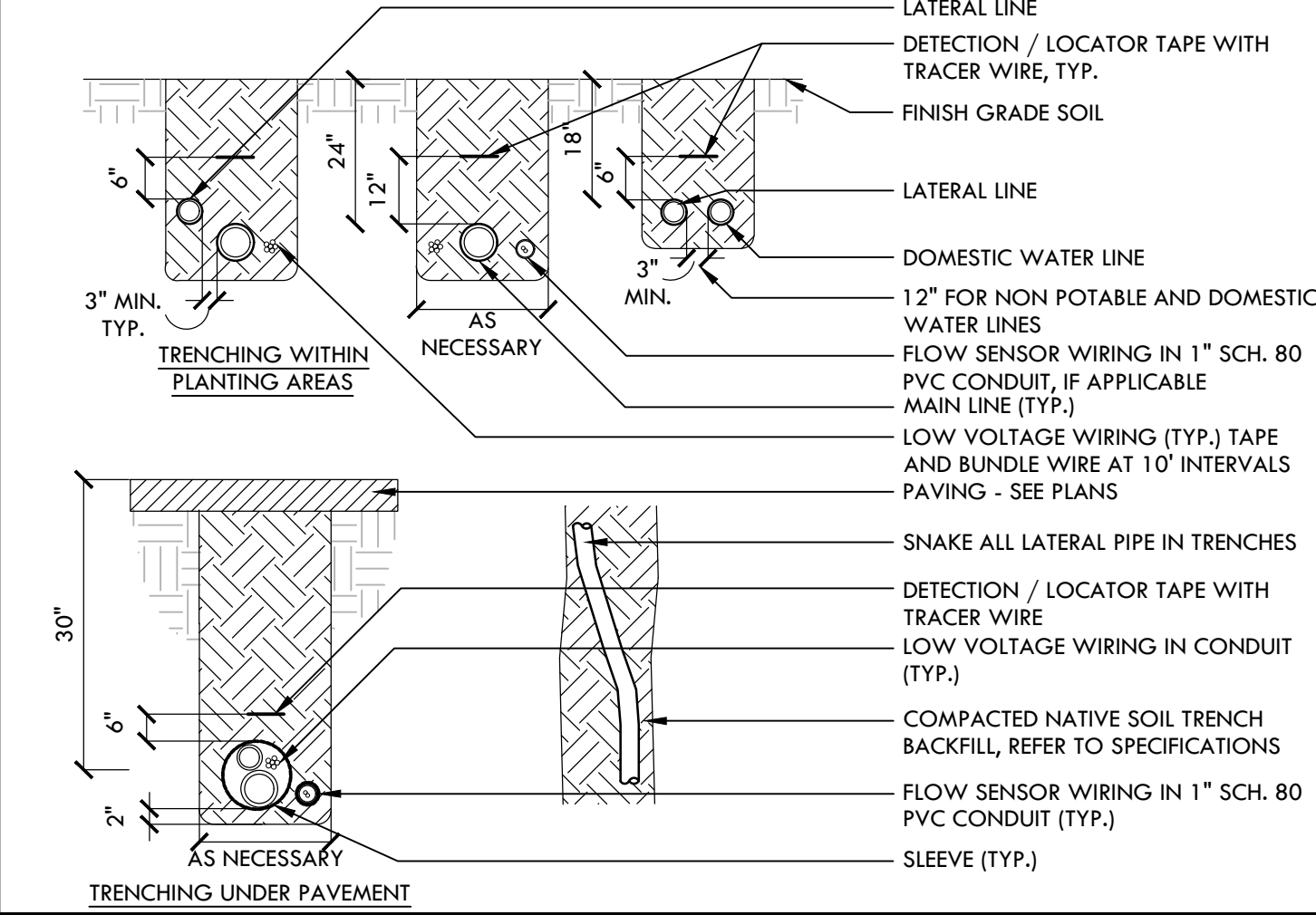
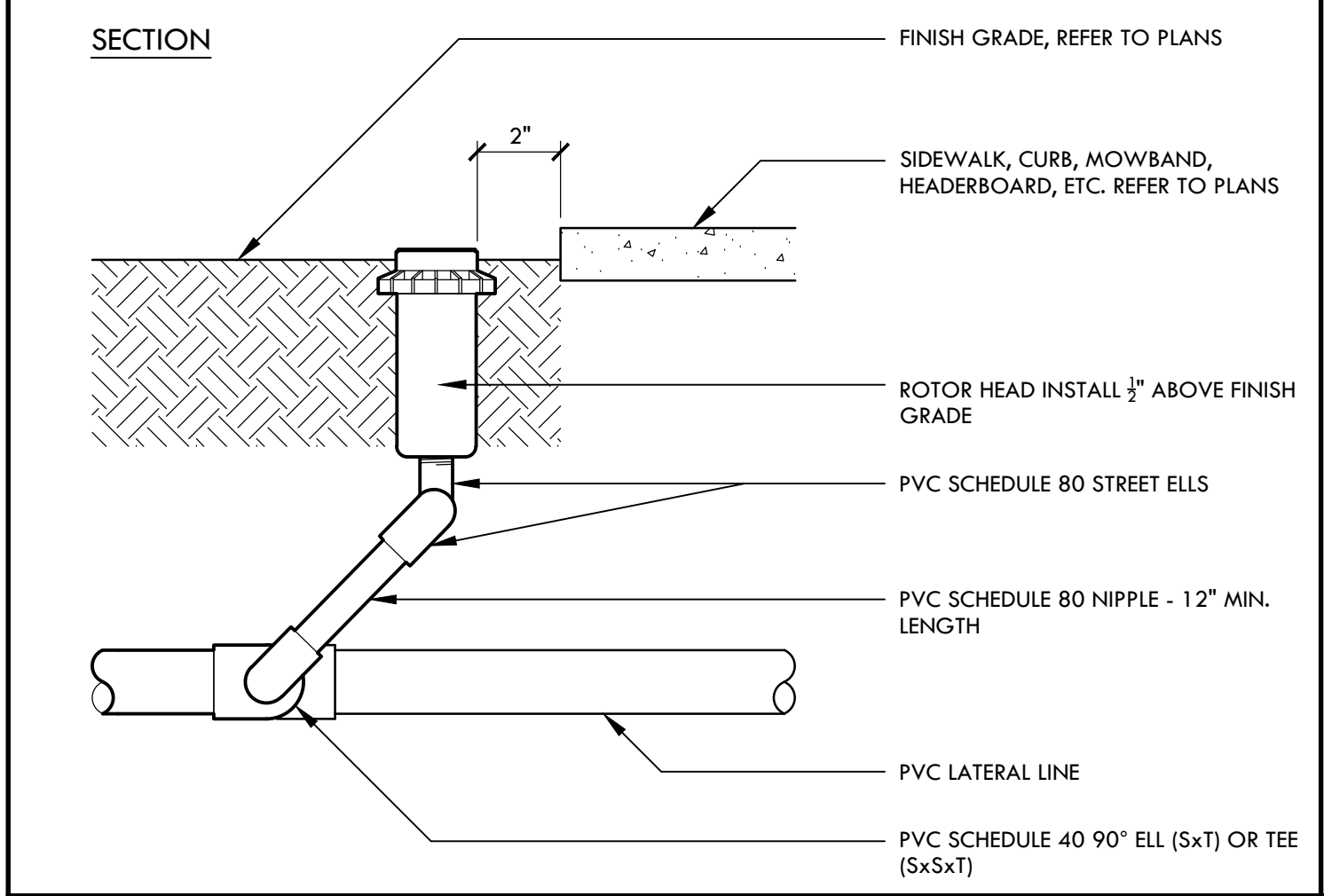


Q POP UP AND SWING JOINT NTS



H AUTOMATIC CONTROL VALVE NTS

B BACKFLOW PREVENTER NTS

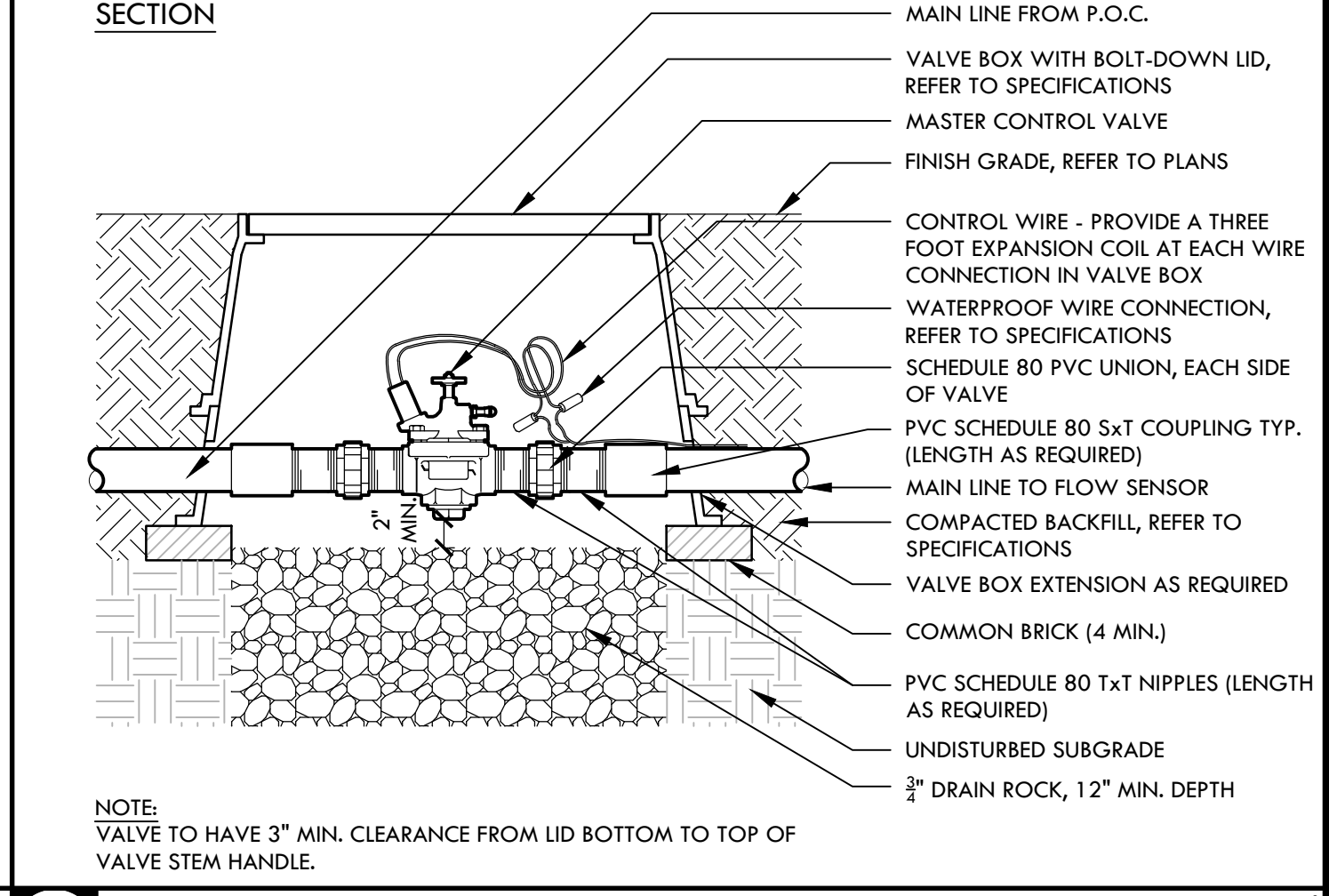
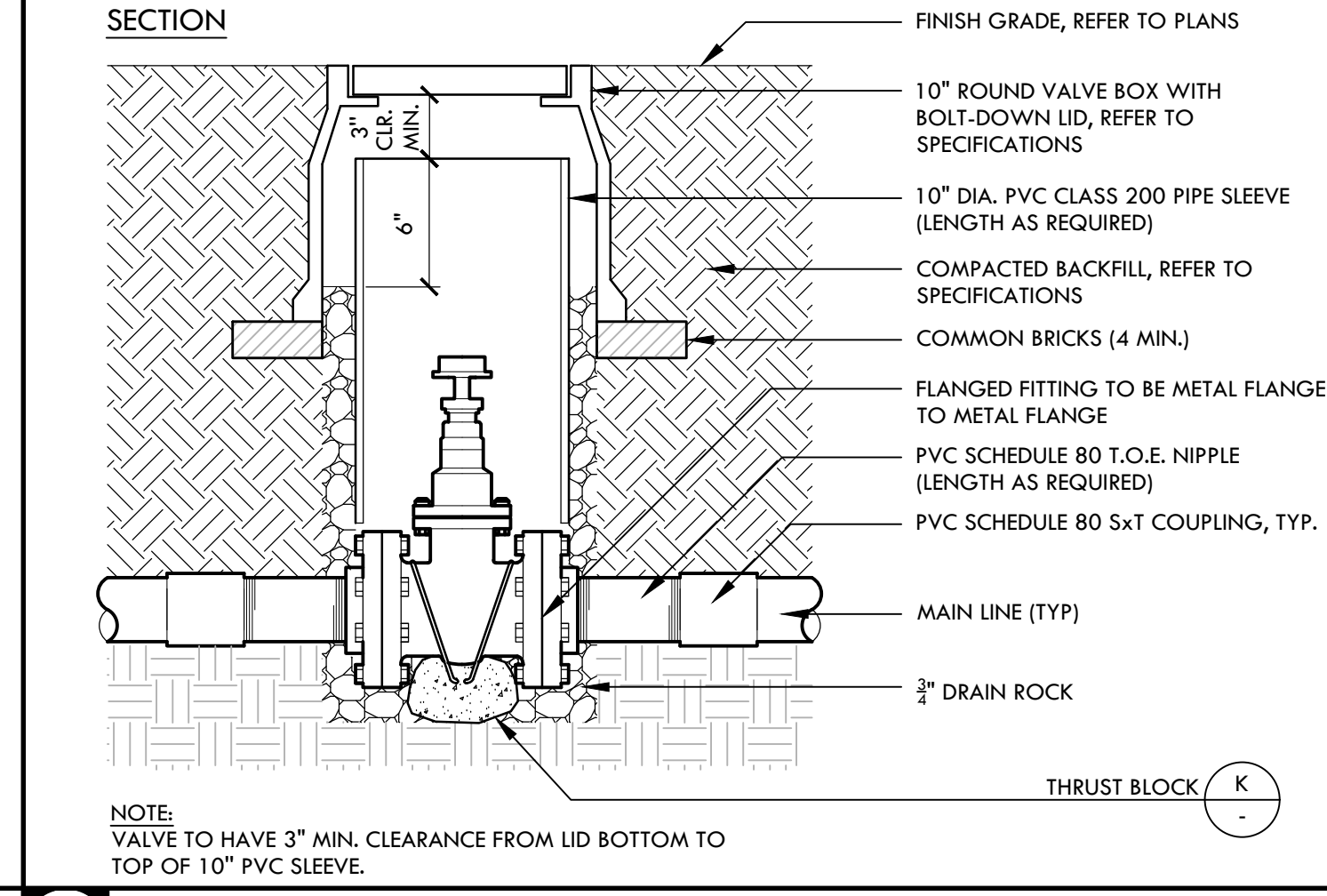
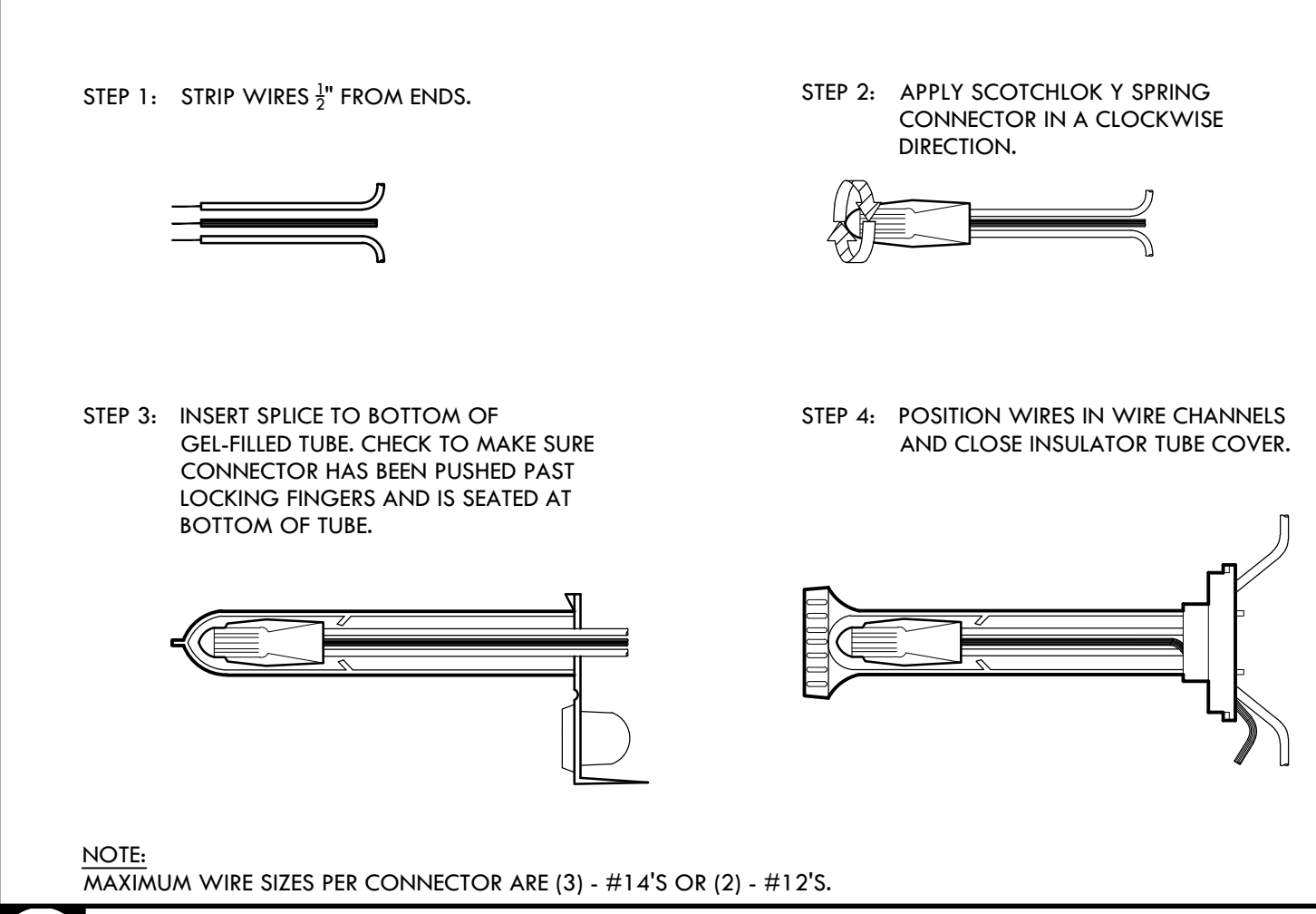
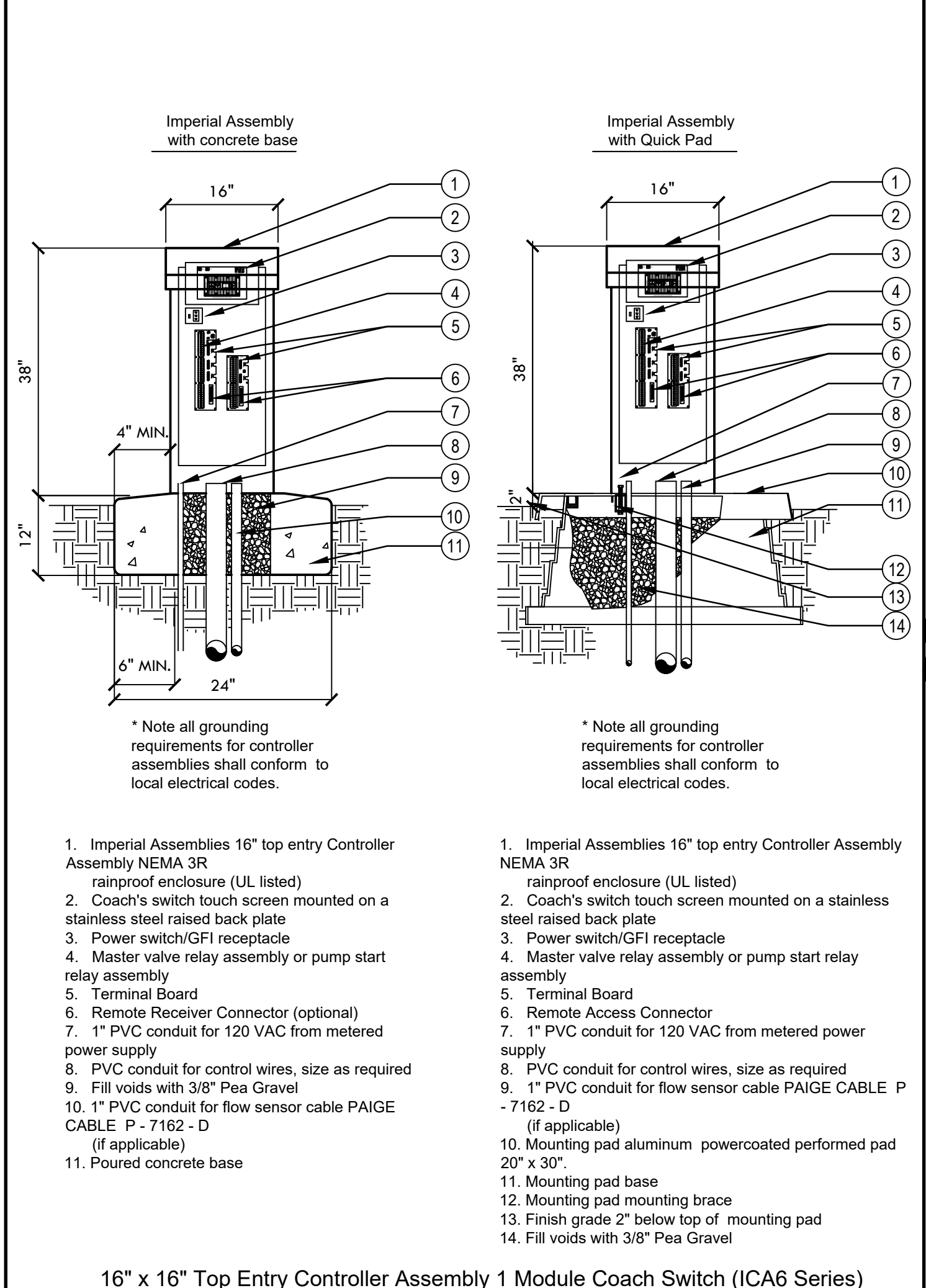


P ROTOR HEAD AND SWING JOINT NTS

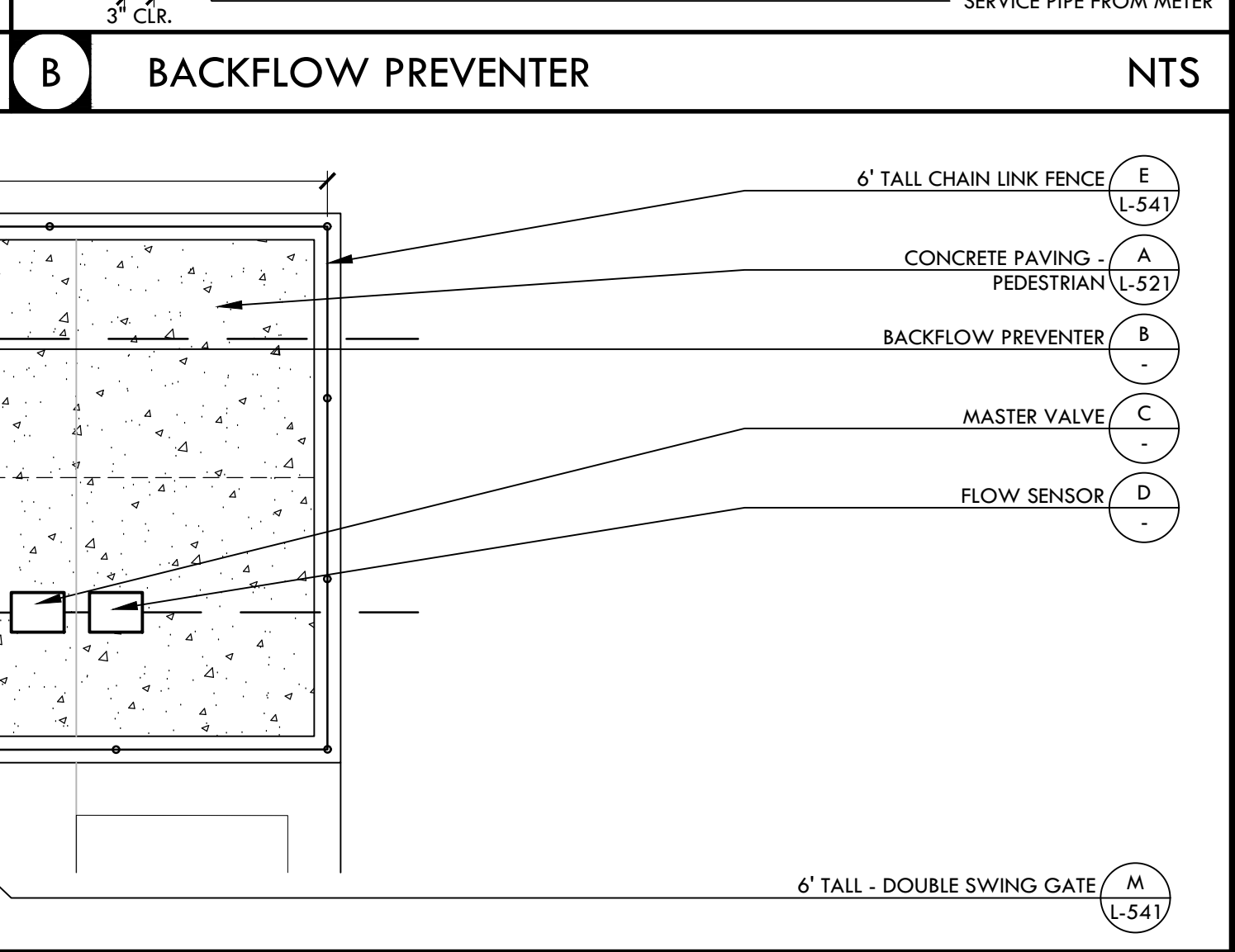
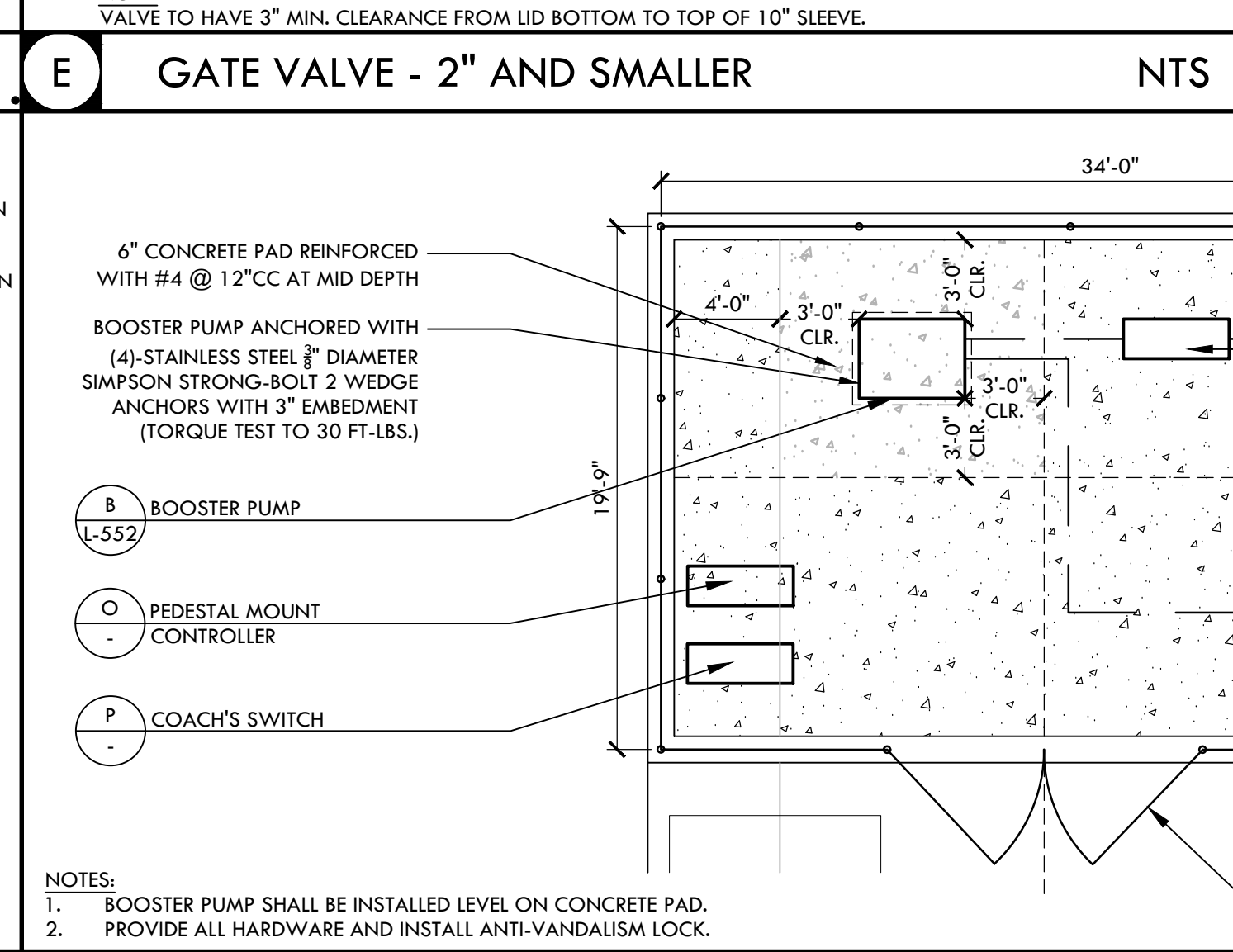
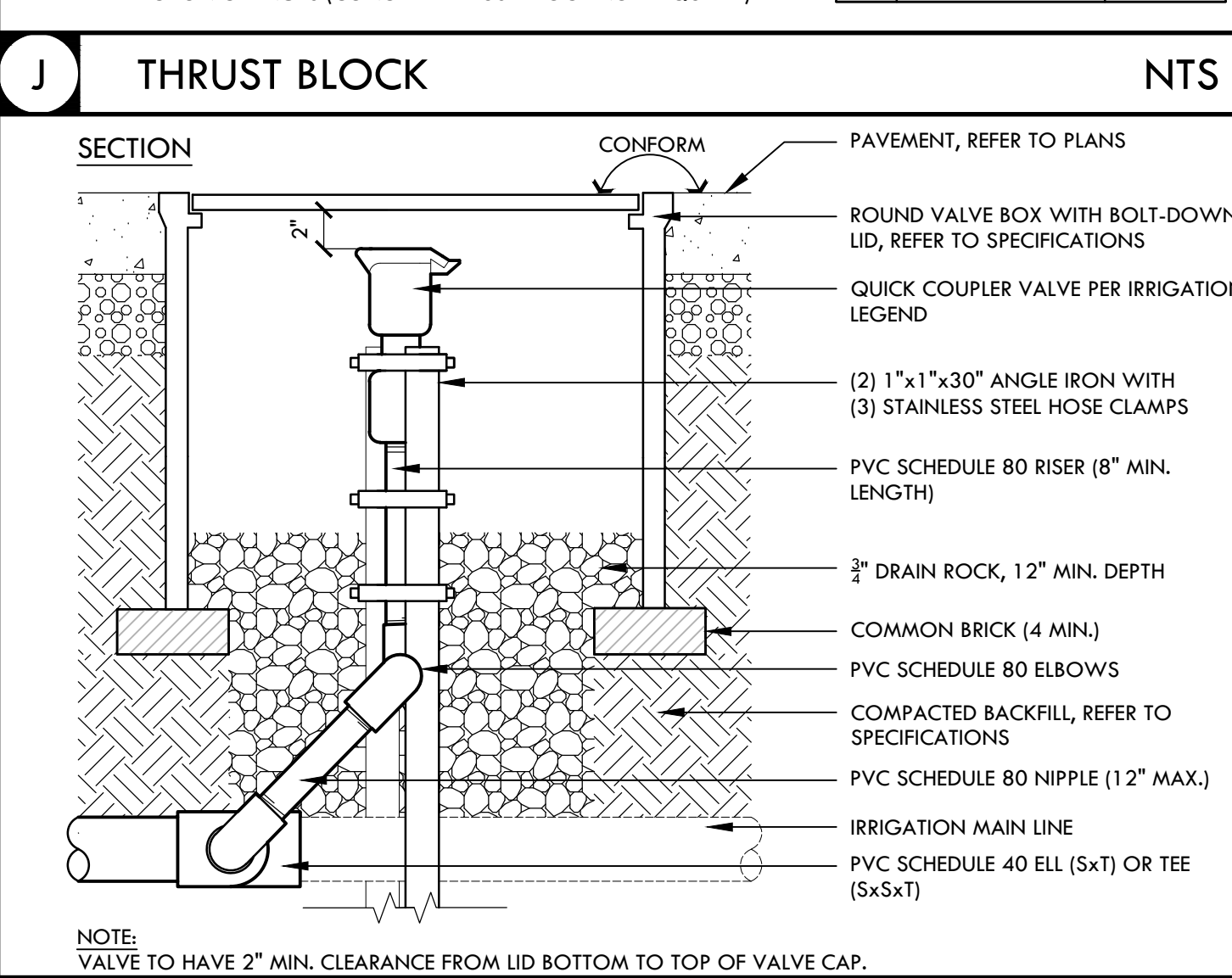
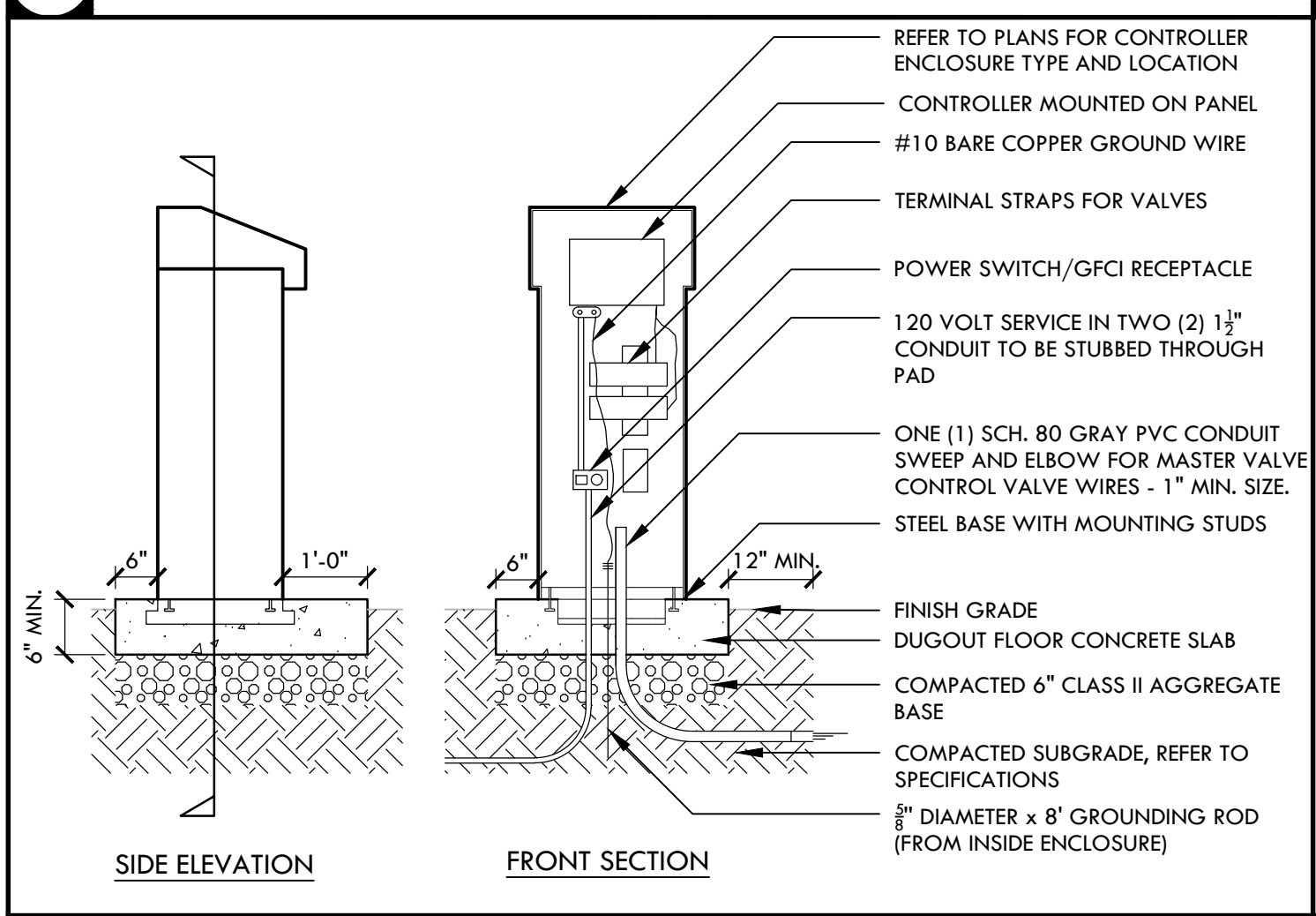
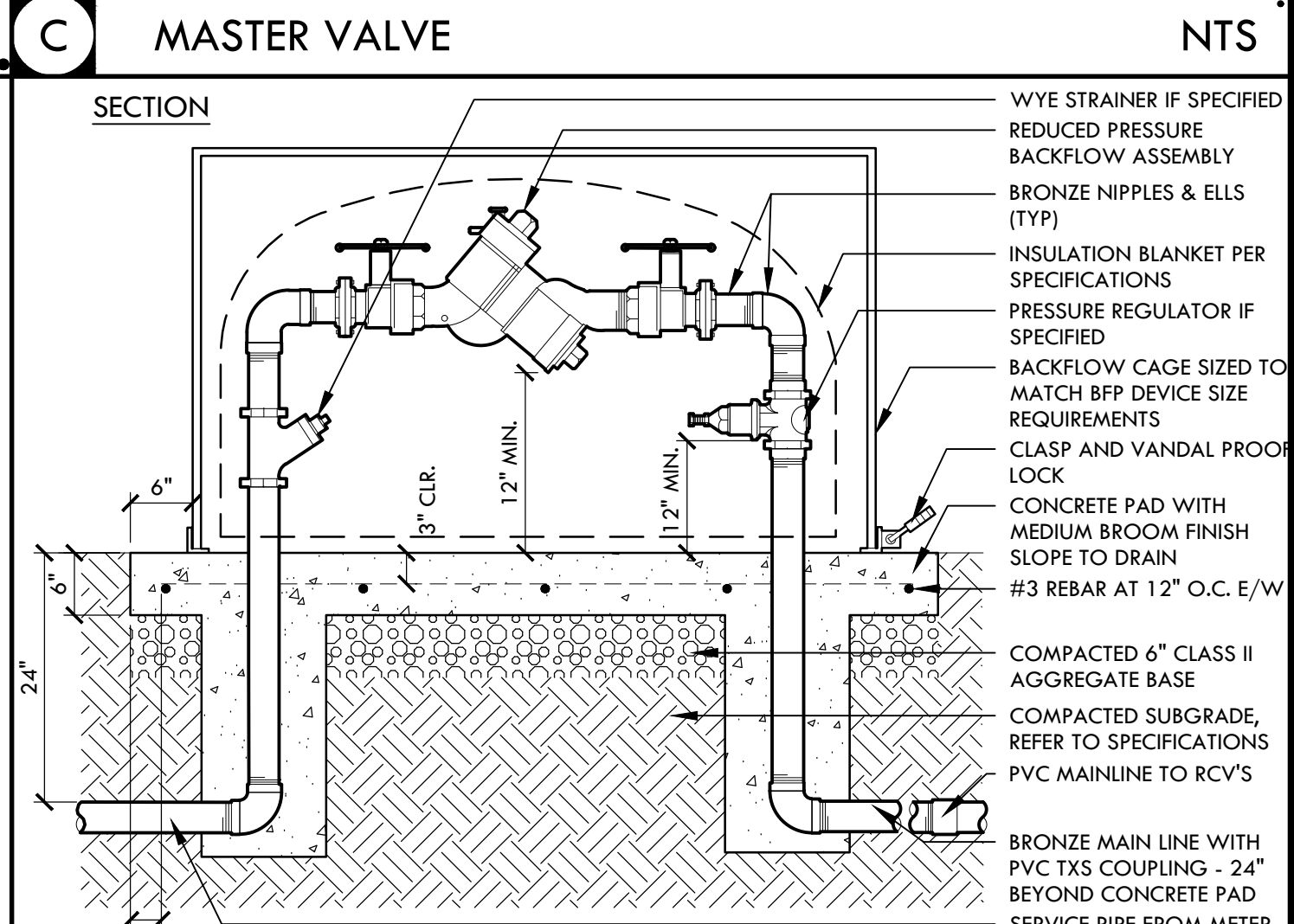
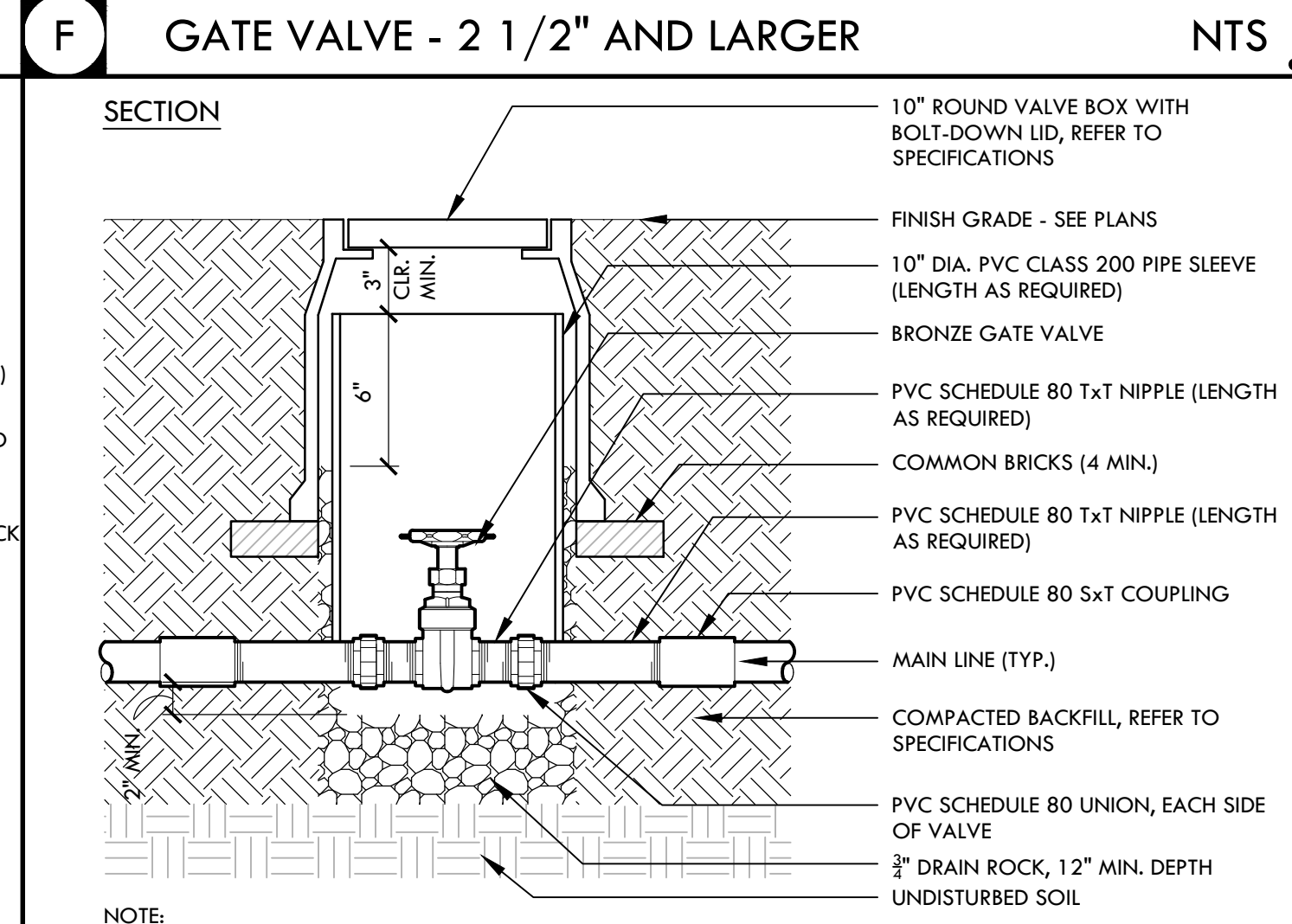
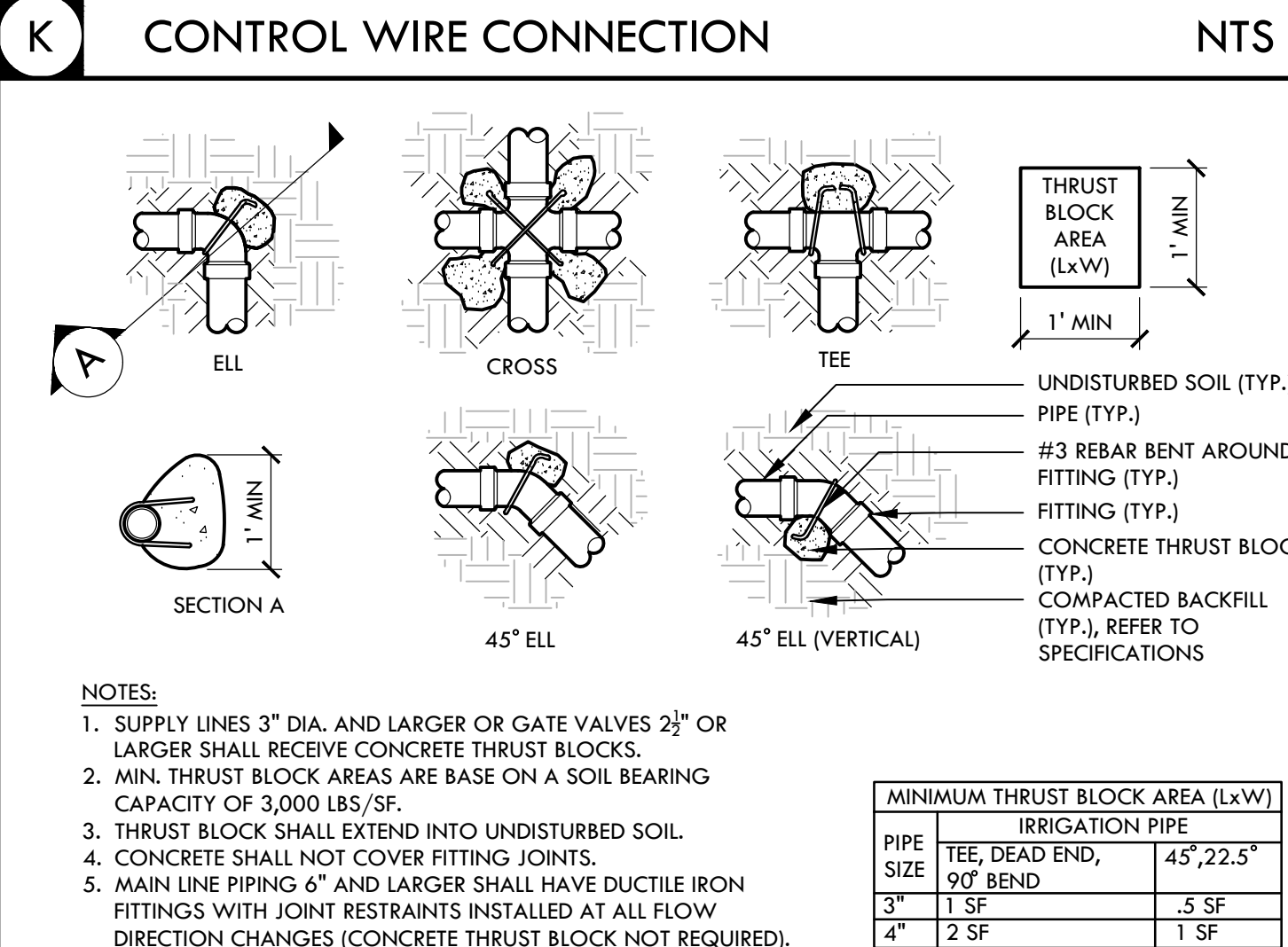
L IRRIGATION PIPE TRENCHING NTS

G GATE VALVE - 2 1/2\"/>

D QUICK COUPLER VALVE NTS



O COACH'S SWITCH NTS



N PEDESTAL MOUNT CONTROLLER NTS

I QUICK COUPLER VALVE - PAVEMENT NTS

A IRRIGATION EQUIPMENT ENCLOSURE NTS

C MASTER VALVE NTS

IDENTIFICATION STAMP
 DIV. OF THE STATE ARCHITECT
 APP: 02-118588 INC.
 REVIEWED FOR: SS FLS ACS
 DATE: 01/20/2021

VERDE DESIGN
 LANDSCAPE ARCHITECTURE
 CIVIL ENGINEERING
 SPORT PLANNING & DESIGN
 1843 Iron Point Rd. Suite 140
 Folsom, CA 95630
 Tel: 916-415-6554
 Fax: 916-415-6555
 www.VerdeDesign.com

REGISTERED LANDSCAPE ARCHITECT
 WIRE'S BARBERS
 EXPIRATION DATE: JULY 2021
 STATE OF CALIFORNIA

PLANTING AND IRRIGATION DETAILS
 PROJECT NAME: MESA VERDE HIGH SCHOOL ATHLETIC FACILITY IMPROVEMENTS
 PROJECT ADDRESS: 7501 CARRIAGE DRIVE CITRUS HEIGHTS, CA 95621

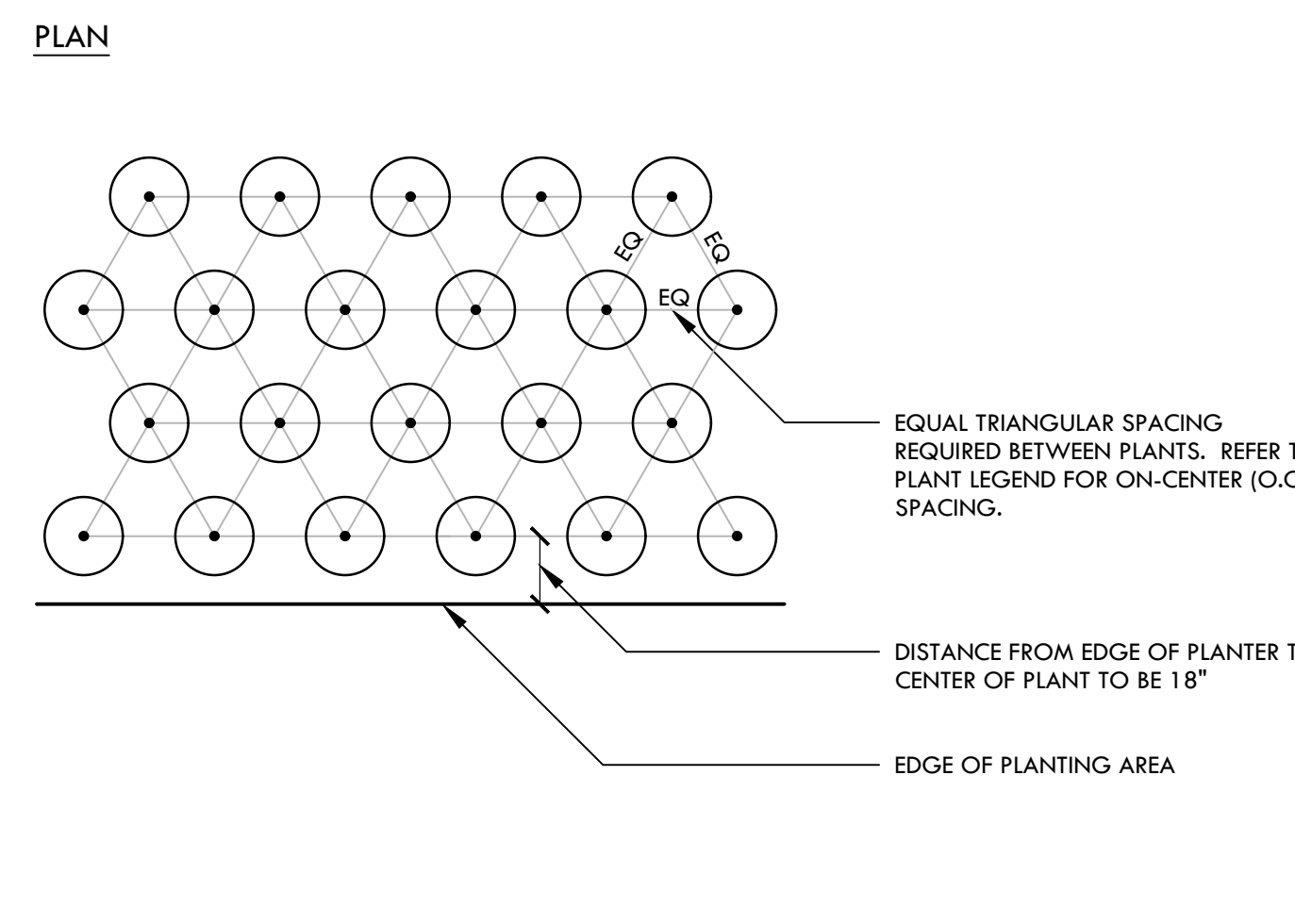
SUBMITTAL	DATE
50% SUBMITTAL	08/13/2020
DSA SUBMITTAL	10/15/2020
DSA BACKCHECK SUBMITTAL	01/20/2021

NO.	REVISIONS	DATE

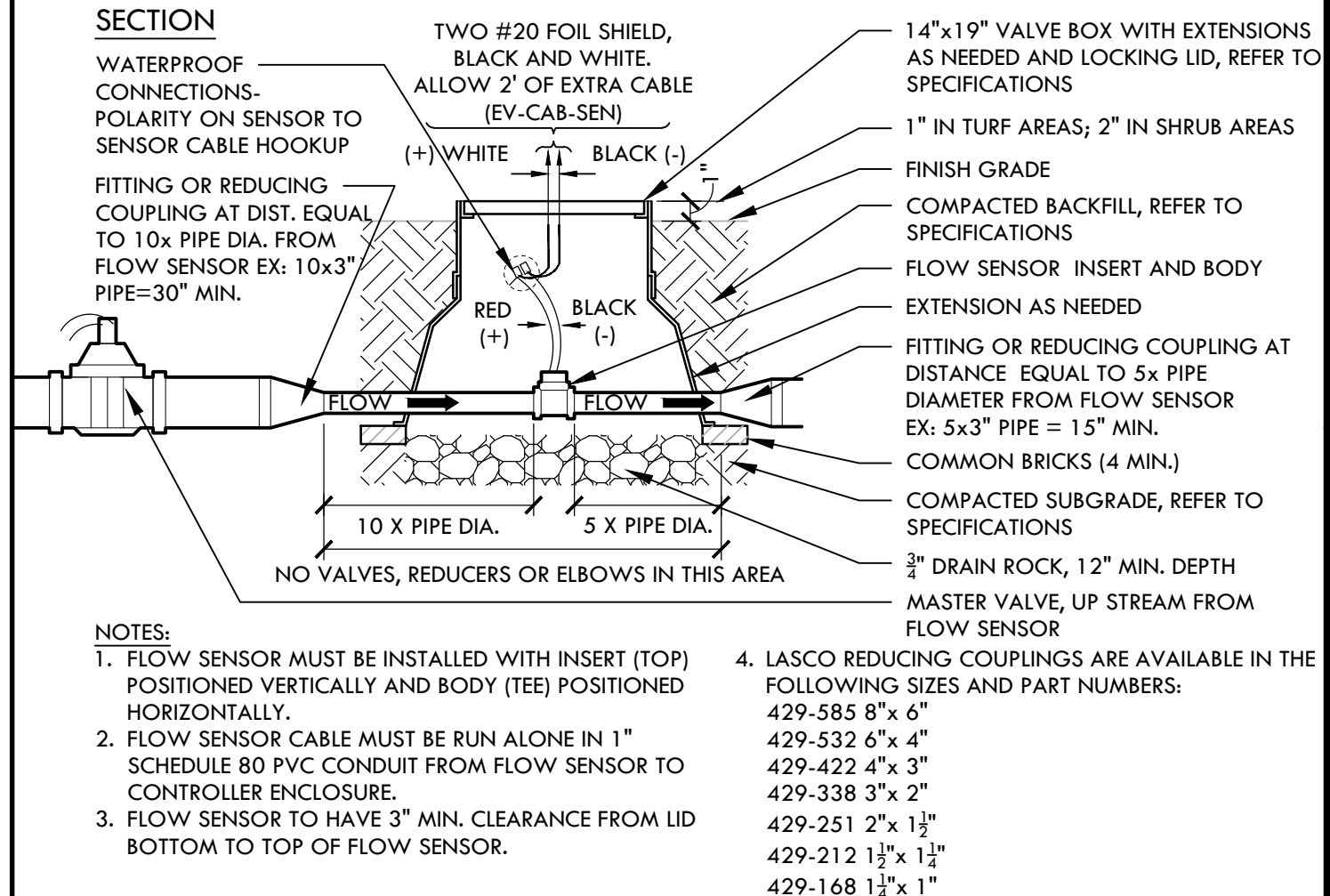
DRAWN BY: VDI CHECKED BY: CS/MB
 DATE ISSUED: 01/20/2021 SCALE: AS NOTED
 PROJ. NO.: 1819500
 SHEET NO.: L-551

PLANTING AND IRRIGATION DETAILS

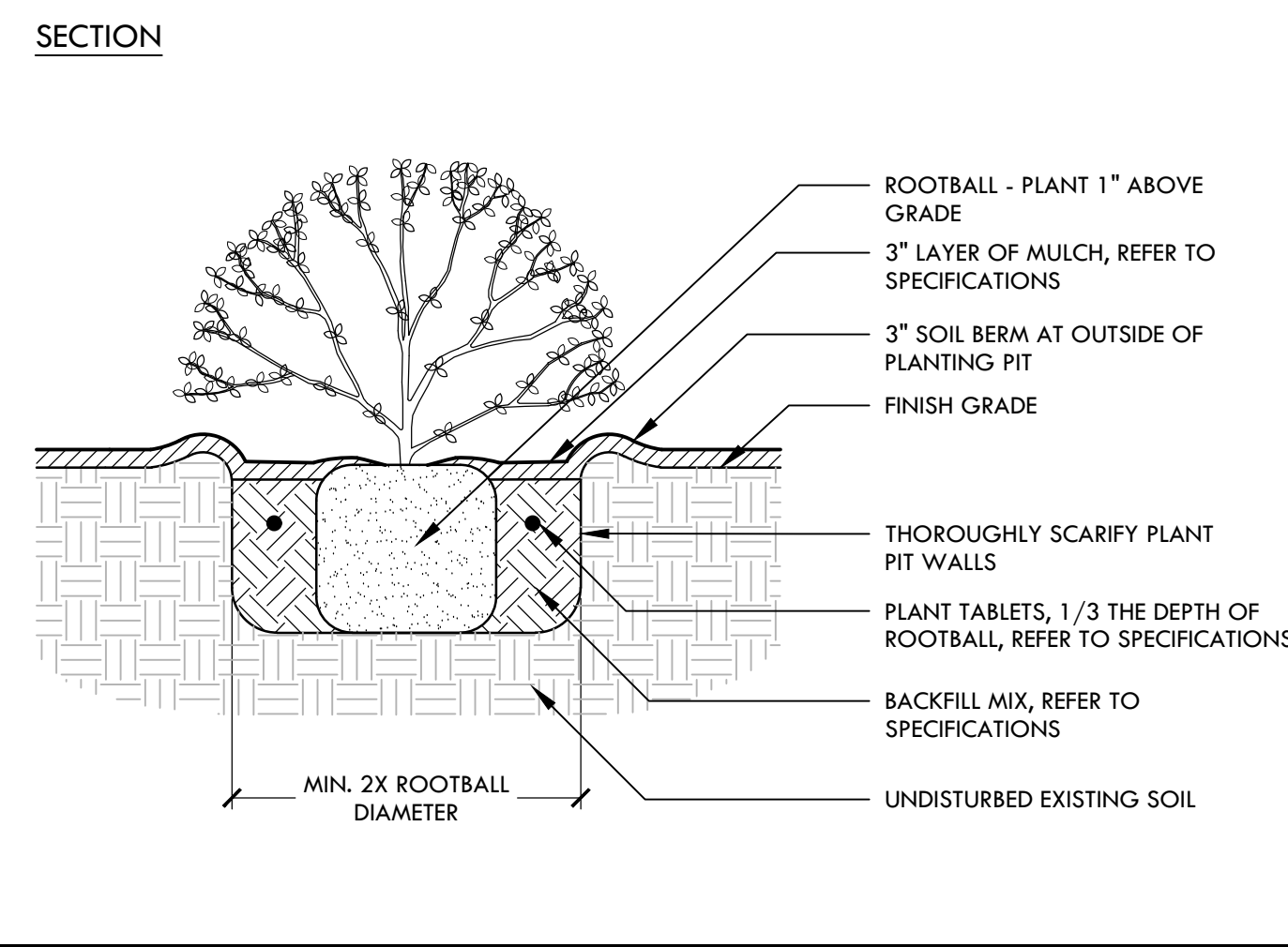
ALL DESIGN, SPECIFICATIONS, AND MATERIALS LISTED OR REFERENCED HEREIN ARE THE PROPERTY OF VERDE DESIGN, INC. AND WERE CREATED, DEVELOPED, AND DELIVERED FOR USE ON AND IN CONNECTION WITH THE SPECIFIED PROJECT. NONE OF SUCH IDEAS, DESIGNS, ARRANGEMENTS OR PLANS SHALL BE USED, REPRODUCED, OR PUBLISHED BY ANY METHOD, IN WHOLE OR IN PART, OR DISCLOSED TO ANY PERSON, FIRM, OR CORPORATION FOR ANY PURPOSE WHATSOEVER WITHOUT WRITTEN PERMISSION OF VERDE DESIGN, INC.



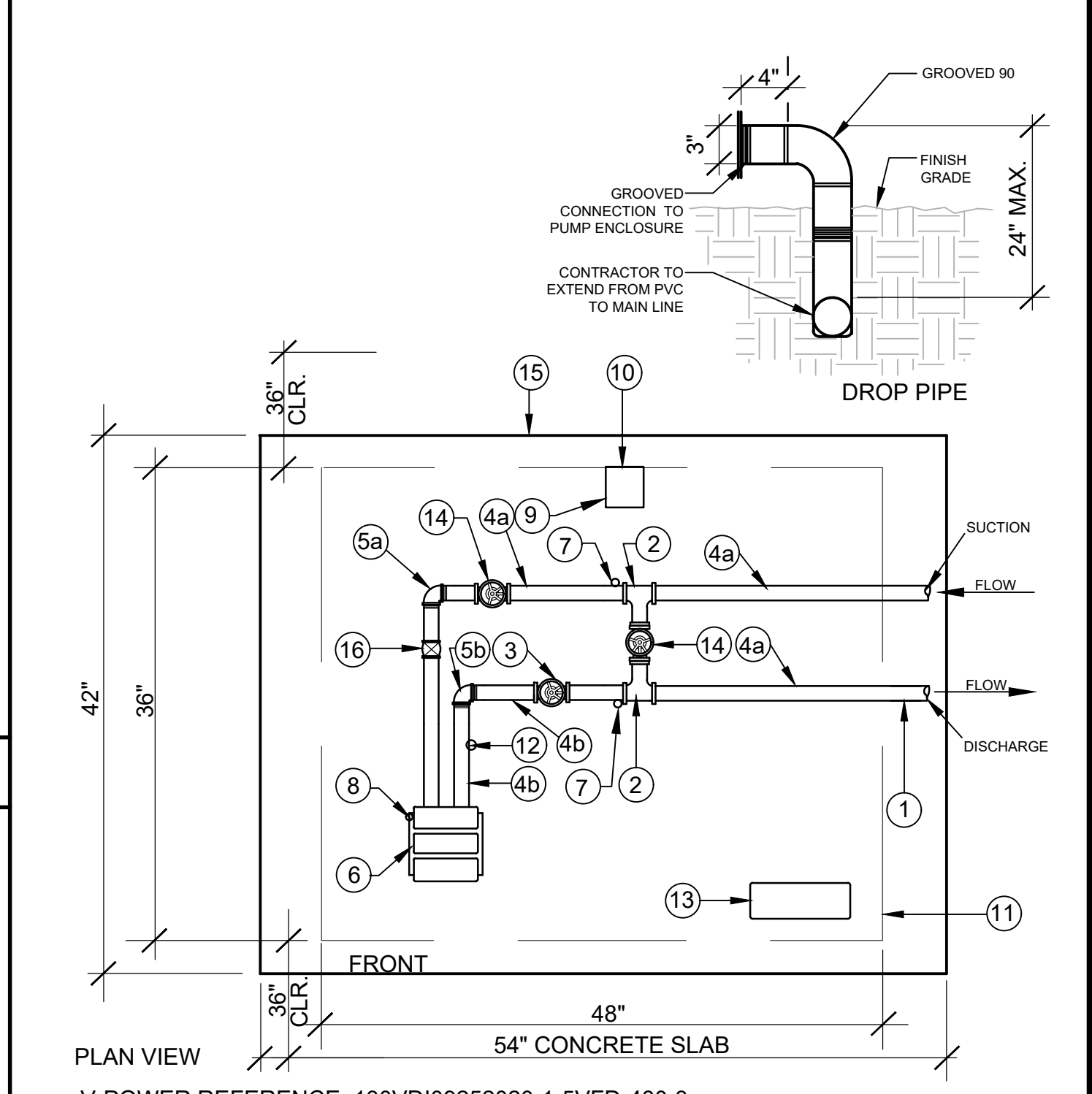
F TRIANGULAR SPACING DIAGRAM NTS



C FLOW SENSOR NTS

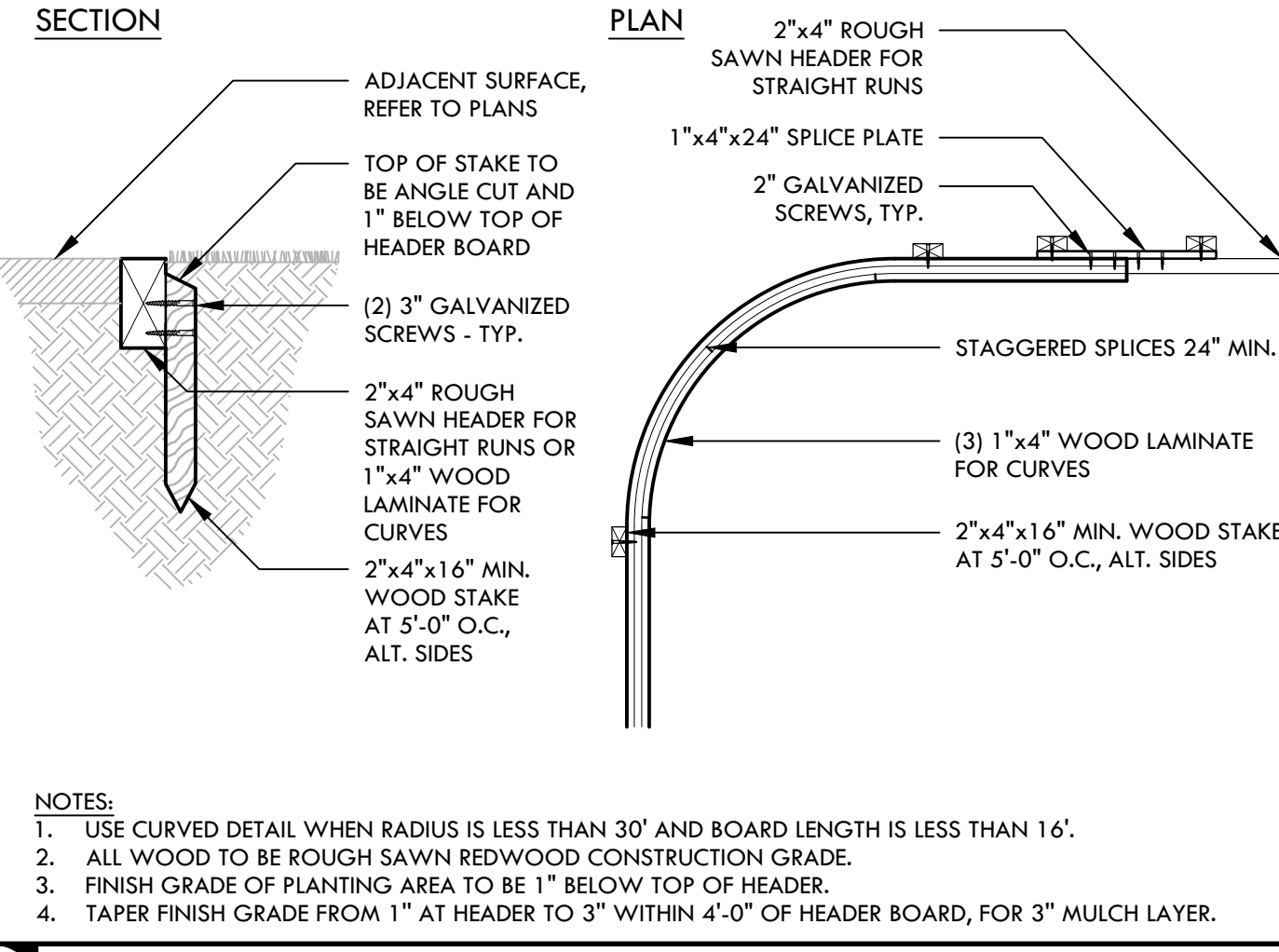


E SHRUB PLANTING NTS

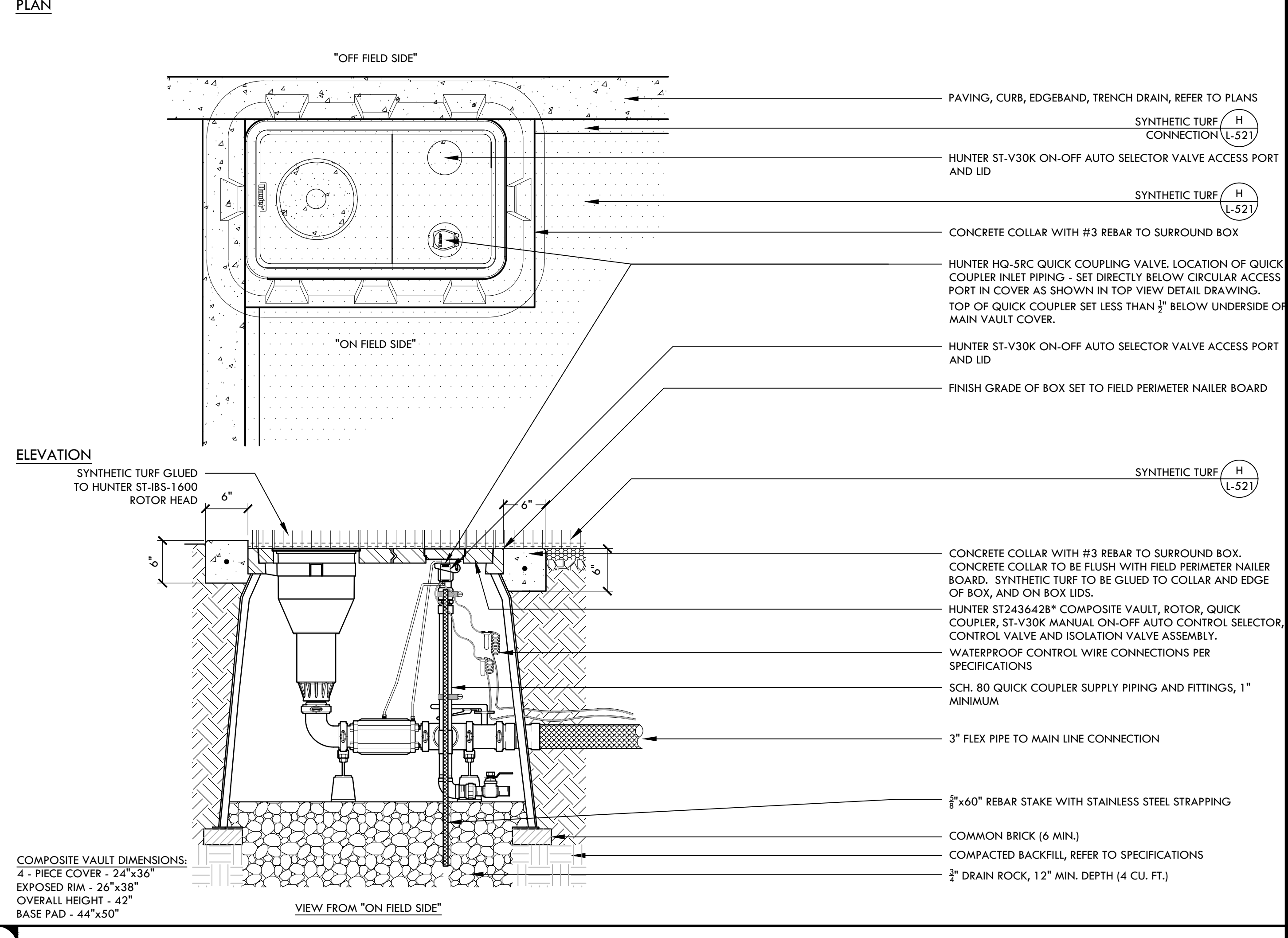


- V-POWER REFERENCE: 130VDI09252020-1-5VFD-480-3**
- | | |
|--|--|
| 1 3\"/> | 11 STEEL ENCLOSURE-MODEL PD 2007, TWO PIECE MODEL SIZE 48\"/> |
| 2 3\"/> | 12 EFFECTOR TRANSDUICER PA 3224 0-145 PSI |
| 3 2.5\"/> | 13 FUJI U.L. PUMP PANEL FRN005E15-4DY 9 AMP. VFD, 15 AMP CIRCUIT BREAKER, THREE-PHASE 480 VOLT OUTPUT, WITH (2) PUMP START RELAY AND TERMINALS CONTROLS WITH RELAY/RESET FOR TEMPERATURE SWITCH, HOK SWITCH |
| 4a 3\"/> | 14 3\"/> |
| 4b 2.5\"/> | 15 LEVEL CONCRETE PAD SIZE 42\"/> |
| 5a 3\"/> | 16 3\"/> |
| 5b 2-1/2\"/> | NOTE: THREE-PHASE 480 VOLT ELECTRICAL SERVICE WITH 15-AMP BREAKER WITH GROUND AND CONTROL WIRES ARE REQUIRED. THE TWO CONDUITS AND WIRES ARE CONNECTED TO THE PANEL TERMINALS INSIDE THE ENCLOSURE. PLEASE REFER TO SLAB DIMENSIONS FOR PROPER ANCHORING OF ASSEMBLY. V-POWER EQUIPMENT TO PROVIDE SHOP ASSEMBLY, STARTUP, TRAINING AND OWNER'S MANUAL. PHONE: (916)266-6743, 4201 WEST CAPITOL AVENUE, WEST SACRAMENTO, CA 95691. |
| 6 GONLDS PUMP 3HP 1848D WITH 5 HP MOTOR, 3-PHASE 208-230/480 VOLT MOTOR WITH BRONZE IMPELLER, RATED FOR 130 GPM AT 35 PSI INCREASE | |
| 7 PRESSURE GAUGE - LIQUID FILLED (1) 100 PSI | |
| 8 CUSTOM 12S NO TEMPERATURE SWITCH | |
| 9 110 V COOLING FAN | |
| 10 HOODED COVER | |

B BOOSTER PUMP NTS




D REDWOOD HEADER BOARD NTS



A WATER CANNON ASSEMBLY NTS

IDENTIFICATION STAMP
 DIV. OF THE STATE ARCHITECT
 APP: 02-118598 INC.
 REVIEWED FOR
 SS FLS ACS
 DATE: 01/20/2021

VERDE DESIGN
 LANDSCAPE ARCHITECTURE
 CIVIL ENGINEERING
 SPORT PLANNING & DESIGN
 1843 Iron Point Rd, Suite 140
 Folsom, CA 95630
 Tel: 916-415-6554
 Fax: 916-415-6553
 www.VerdeDesign.com



STAMP

CONSULTANT

SHEET TITLE

PLANTING AND IRRIGATION DETAILS

PROJECT NAME

MESA VERDE HIGH SCHOOL ATHLETIC FACILITY IMPROVEMENTS

PROJECT ADDRESS

**7501 CARRIAGE DRIVE
 CITRUS HEIGHTS, CA
 95621**

SUBMITTAL	DATE
50% SUBMITTAL	08/13/2020
DSA SUBMITTAL	10/15/2020
DSA BACKCHECK SUBMITTAL	01/20/2021

NO.	REVISIONS	DATE

DRAWN BY: VDI
 CHECKED BY: CS/MB
 DATE ISSUED: 01/20/2021
 SCALE: AS NOTED
 PROJ. NO.: 1819500
 SHEET NO.: **L-552**

SHEET TITLE

PLANTING AND IRRIGATION DETAILS

PROJECT NAME

MESA VERDE HIGH SCHOOL ATHLETIC FACILITY IMPROVEMENTS

PROJECT ADDRESS

**7501 CARRIAGE DRIVE
 CITRUS HEIGHTS, CA
 95621**

SUBMITTAL	DATE
50% SUBMITTAL	08/13/2020
DSA SUBMITTAL	10/15/2020
DSA BACKCHECK SUBMITTAL	01/20/2021

NO.	REVISIONS	DATE

DRAWN BY: VDI
 CHECKED BY: CS/MB
 DATE ISSUED: 01/20/2021
 SCALE: AS NOTED
 PROJ. NO.: 1819500
 SHEET NO.: **L-552**