

NOTICE OF EXEMPTION

(City CEQA Guidelines)

Submission of this form is optional. The form shall be filed with the County Clerk, 12400 Imperial Highway, Norwalk, CA 90650, pursuant to Public Resources Code Section 21152(b). Pursuant to Public Resources Code Section 21168(d), the filing of this notice starts a 35-day statute of limitations on Court challenges to the approval of the project. Failure to file the notice results in the statute of limitations being extended to 180 days.

LEAD CITY AGENCY AND ADDRESS: Los Angeles Department of Water and Power (LADWP) 111 N. Hope Street, Room 1044 Los Angeles, CA 90012	COUNCIL DISTRICT # 6
---	------------------------------------

PROJECT TITLE Kester and Friar Mainline Replacement Project	LOG REFERENCE
---	----------------------

PROJECT LOCATION
 Replacement existing mainlines at various streets in the neighborhood of Van Nuys, located in the San Fernando Valley region of the City of Los Angeles, California. Specifically, the project is located on Calvert St., Kester Ave., Friar St. Gilmore St., Delano St., Columbus Ave., and Sylvan St. See Figure 1 for the street map of the project area.


DESCRIPTION OF NATURE, PURPOSE, AND BENEFICIARIES OF PROJECT:
 LADWP is committed in providing a safe and reliable source of water to its customers, and is in the midst of a program to replace aging and leaking infrastructure, including the Kester and Friar Mainline Replacement Project (proposed project). The proposed project consists of replacing approximately 3931 feet of 6-inch and 2295 feet of 8-inch mainline water distribution on Kester and Columbus avenues and Friar, Delano, and Sylvan streets. Construction would also include installation of new laterals for fire hydrants. Mainline installation involves excavation of trenches that average 2 feet wide and 5 feet deep and will be covered with steel plates until completion of each replaced pipe segment is backfilled with slurry and paved. Construction each day will be confined to a small area and moves along the project alignment for a total duration of approximately 8 months until completion. Construction is anticipated to begin mid-2022

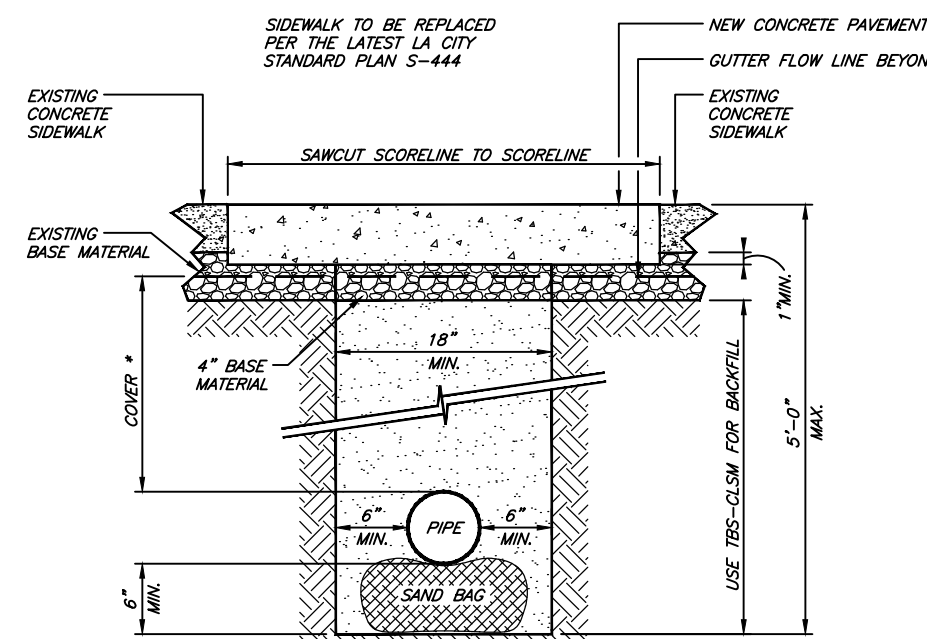
CONTACT PERSON Nancy Chung	AREA CODE TELEPHONE NUMBER EXT. 213 367-0404
--------------------------------------	--

EXEMPT STATUS:
 CEQA Guidelines Article 19 Categorical Exemption, Section 15302 Class 2 Replacement/Reconstruction

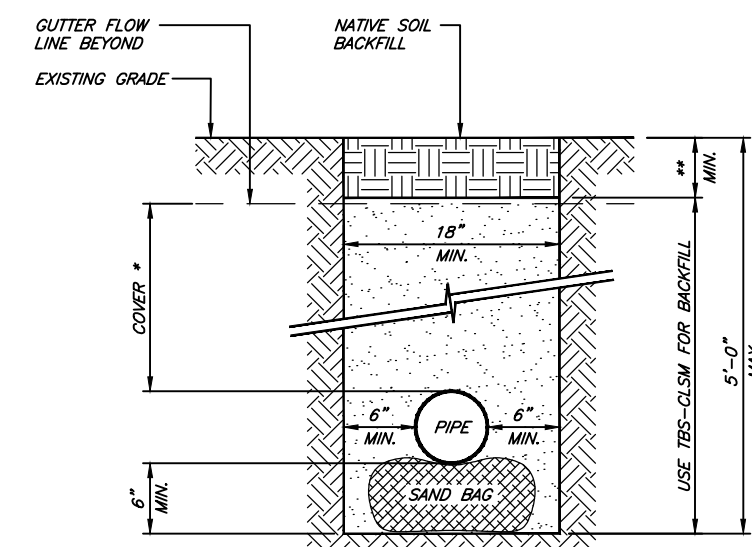
JUSTIFICATION FOR PROJECT EXEMPTION:
 In accordance with the California Environmental Quality Act (CEQA) it has been determined that the proposed project, which replaces existing pipes with new ones for the same purpose and with negligible expansion of use, is exempted pursuant to the Class 2 Categorical Exemption describe in Section 15302 (c) of the CEQA Guidelines. Class 2 consists of the replacement or reconstruction of existing structures and facilities where the new structure will be located on the same site as the structure replaced and will have substantially the same purpose and capacity of the replaced, including but not limited to: (c) replacement or reconstruction of existing utility systems and facilities involving negligible and/or no expansion of capacity.

IF FILED BY APPLICANT, ATTACH CERTIFIED DOCUMENT OF EXEMPTION FINDING

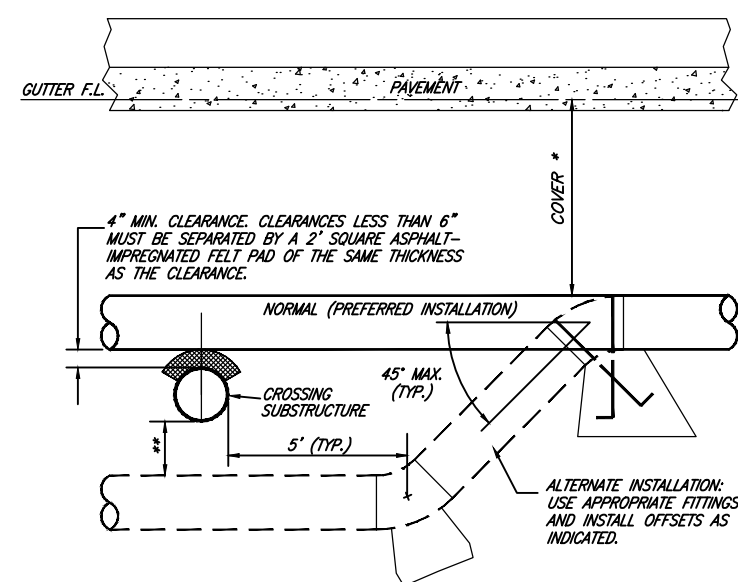
SIGNATURE  Charles C. Holloway	TITLE: Manager of Environmental Planning and Assessment	DATE	
FEE: \$75.00	RECEIPT NO.	REC'D BY	DATE



TYPICAL PIPE SECTION IN SIDEWALK (LARGE SERVICE & FIRE HYDRANTS)
NOT TO SCALE

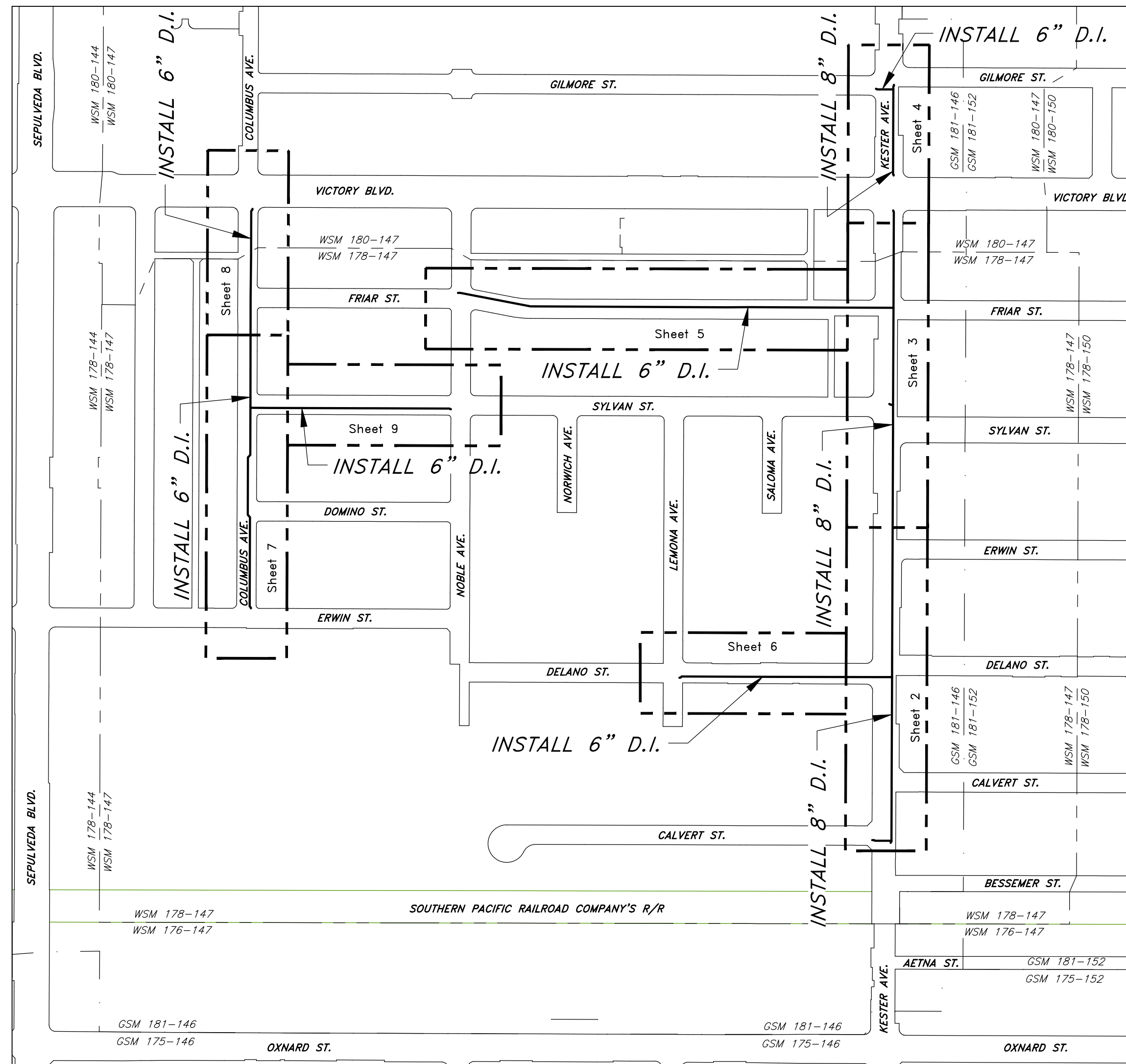


TYPICAL PIPE SECTION IN DIRT/GRASS
NOT TO SCALE



TYPICAL SUBSTRUCTURE CROSSING DETAIL
NOT TO SCALE

USE VGZ47 FOR ENGINEERING DESIGN IN CONJUNCTION WITH 6" MAINLINE / W.O.# VGZ48
USE VGZ50 FOR 3" EQ. & SMALLER SERVICES RENEWALS & RETAPS IN CONJUNCTION WITH 6" MAINLINE / W.O.# VGZ48
USE VGZ52 FOR 4" & LARGER SERVICES RENEWALS & RETAPS
USE VGZ47 FOR ENGINEERING DESIGN IN CONJUNCTION WITH 8" MAINLINE / W.O.# VGZ49
USE VGZ51 FOR 3" EQ. & SMALLER SERVICES RENEWALS & RETAPS IN CONJUNCTION WITH 8" MAINLINE / W.O.# VGZ49
USE VGZ53 FOR 4" & LARGER SERVICES RENEWALS & RETAPS
WATER MAIN AND SEWER SEPARATION
NEW MAIN AND CONSTRUCTION PROCEDURES EXCEED STATE D.P.H. REQUIREMENTS FOR SPECIAL PIPE AS PER "CRITERIA FOR THE SEPARATION OF WATER MAINS & SANITARY SEWERS."



LOCATION MAP

NOT TO SCALE

STREET NAME	BUREAU CONST. DATE	T-CAP REQUIRED	SHEET NO.	LENGTH
8" DI MAIN - VGZ49				
CALVERT ST 17' E/CL KESTER AVENUE TO 43' W/CL KESTER AVENUE.	APR 1999	N	2	55'
KESTER AVENUE S/O CALVERT ST.(LW) TO S/O VICTORY BLVD.	APR 1999	N	2, 3, 4	1,958'
KESTER AVENUE N/O VICTORY BLVD. TO S/O GILMORE ST.(LE)	APR 2016	Y	4	282'
TOTAL				2,295'
6" DI MAIN - VGZ48				
FRIAR STREET E/O KESTER AVE. TO W/O NOBLE AVE.	NOV 2001	N	3, 5	1,351'
GILMORE STREET 14' E/CL KESTER AVE. TO 40' W/CL KESTER AVE.	APR 2016	Y	4	55'
DELANO STREET E/O KESTER AVE. TO W/O LEMONA AVE.	NOV 2010	N	2, 6	660'
COLUMBUS AVENUE S/O ERWIN ST. TO S/O VICTORY BLVD.	OCT 1981	N	7, 8	1,244'
SYLVAN STREET E/O COLUMBUS AVE. TO W/O NOBLE AVE.	DEC 2017	Y	7, 9	621'
TOTAL				3,931'
GRAND TOTAL				6,226'

NOTES:

- USE TBS-CLSM FOR TRENCH BACKFILL.
- INSTALL 8 MIL POLYETHYLENE WRAP ON ALL D.I. & C.I. PIPE & FITTINGS.
- ALL VALVES ARE TO BE TAGGED UPON INSTALLATION.
- TRENCHING, BACKFILL AND PAVING TO BE PERFORMED PER STANDARD PLAN S-477-2. SLURRY TO BE PLACED TO BOTTOM OF FINAL PAVING (EXEMPTION FROM S-477-2).
- TEN YEAR WARRANTY FOR ASPHALT PAVEMENT ONLY.
- NOTIFY CORROSION ENGINEERING GROUP AT (213) 367-6902 OR 6992 A MINIMUM OF 48 HOURS PRIOR TO START OF CONSTRUCTION.

DISTRICT: EAST VALLEY	MAX. STATIC PRESSURE: 204 (PSI)	SUBS: <input checked="" type="checkbox"/> S.D., <input checked="" type="checkbox"/> S.S., <input checked="" type="checkbox"/> GAS, <input checked="" type="checkbox"/> TEL., <input type="checkbox"/> PWR., <input checked="" type="checkbox"/> T.V., <input checked="" type="checkbox"/> WTR., <input type="checkbox"/> OIL, <input checked="" type="checkbox"/> T.S., <input checked="" type="checkbox"/> S.L., <input type="checkbox"/> MISC.	DRAWING COMPLETED: DATE: 05-14-2021, DRAWN: S. MALDONADO, CHECKED: L. TAT, APPROVED: G. MICKO	<p>CITY OF LOS ANGELES DEPARTMENT OF WATER AND POWER P.O. BOX 51111, LOS ANGELES, CALIFORNIA 90051 WATER DISTRIBUTION DIVISION BREGONA LINDSEY - DIRECTOR</p>
S C O : 202101-4-01	PERMIT APPL.: VAN NUYS	PROJECT: KESTER AVE. AND FRIAR ST. MLRP	DESIGNED: S. MALDONADO PHONE: (213) 367-1242	
SERVICE NO.: SEE PLAN	GATE SECTION: 181-146	THOMAS GUIDE: 531-J6, 531-H7, 531-J7	DATE: _____	<p>KESTER AVE., FRIAR ST., DELANO ST., COLUMBUS AVE., & SYLVAN ST. MLRP</p>
WATER SERVICE MAP(S): 178-147, 180-147	SOIL TYPE: Q-S-C-L	WORK ORDER(S): VGZ47(ENG), VGZ48(6"), VGZ49(6"), VGZ50(R/R SML 6"), VGZ51(R/R SML 8"), VGZ52(R/R LRG 6"), VGZ53(R/R LRG 8")	DATE: _____	
COVER NOTED IN BOXES			PIPE LOCATION REPORT:	SHEET 1 OF 9