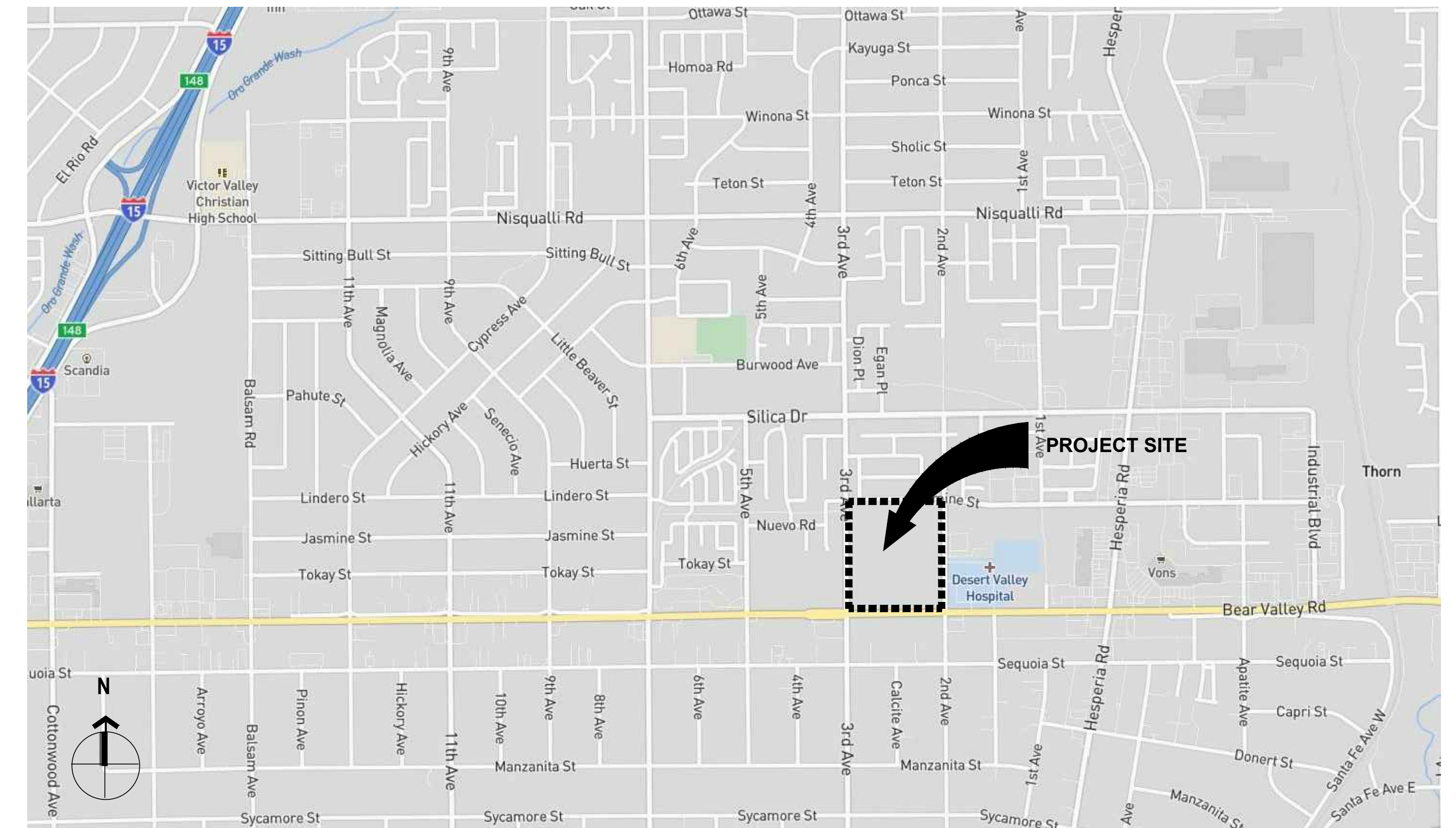


# VICTORVILLE CONNECTION

COMMERCIAL & MULTI-RESIDENTIAL DEVELOPMENT ON NWC BEAR VALLEY ROAD AND 2ND STREET



## VICINITY MAP

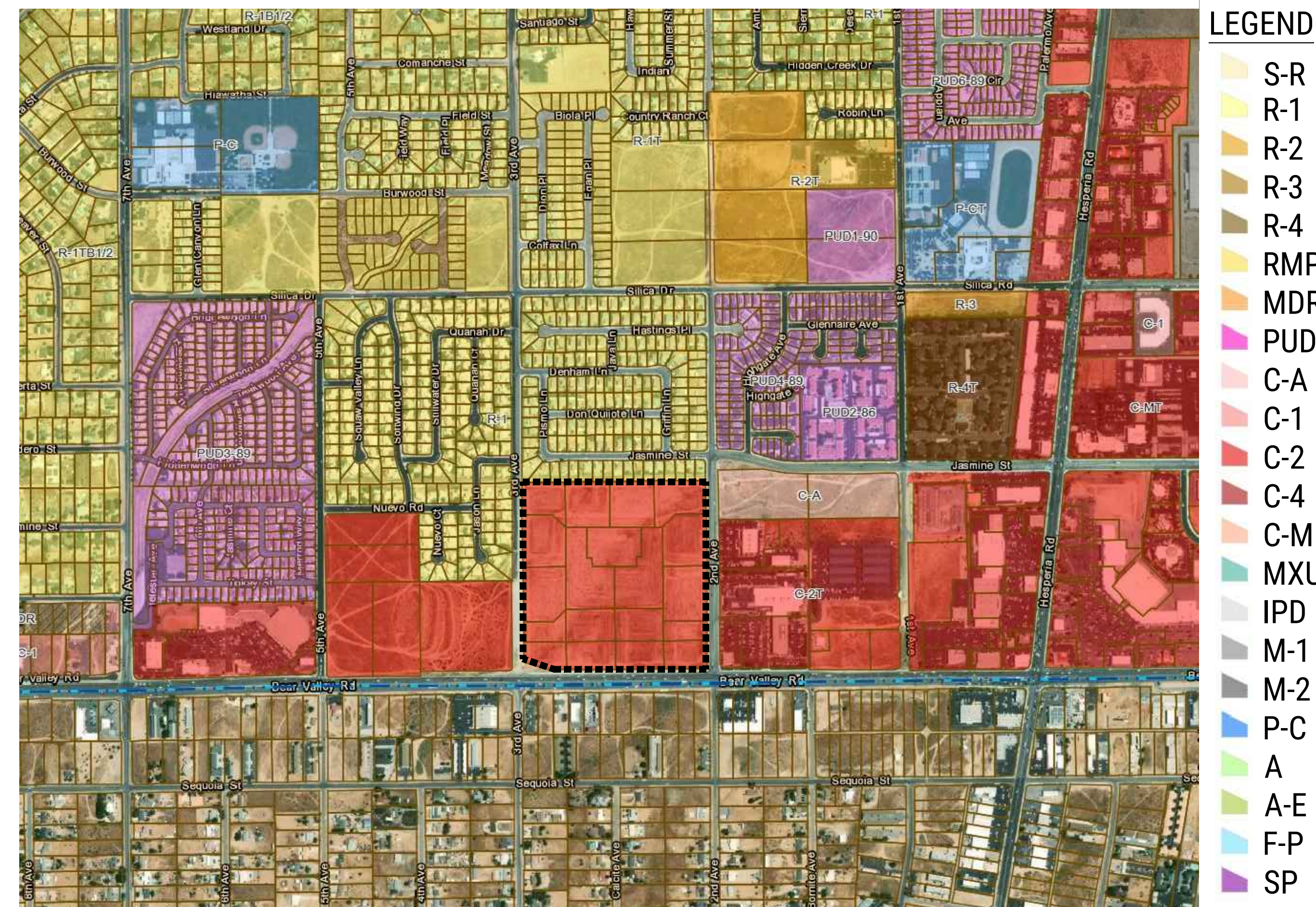


## SHEET INDEX

### ARCHITECTURAL SHEETS

A0.0	TITLE SHEET
A0.1	LOCATION - VICINITY & CONTEXT PHOTOGRAPHIC SITE PLAN
A1.0	EXISTING SITE PLAN
A3.0a	FLOOR PLAN/ ROOF PLAN - BLDG A, B, and C
A3.0b	ELEVATIONS- BLDG A, B, and C
A3.1a	FLOOR PLAN/ ROOF PLAN - SHOPS 3
A3.1b	ELEVATIONS- BLDG D
A3.2a	FLOOR PLAN/ ROOF PLAN - BLDG E
A3.2b	ELEVATIONS- BLDG E
A3.3a	FLOOR PLAN/ ROOF PLAN - BLDG F
A3.3b	ELEVATIONS- BLDG F
A3.4a	FLOOR PLAN/ ROOF PLAN - BLDG H
A3.4b	ELEVATIONS- BLDG H
A3.5a	FLOOR PLAN/ ROOF PLAN - BLDG J
A3.5b	ELEVATIONS- BLDG J
A3.6a	FLOOR PLAN/ ROOF PLAN - BLDG K
A3.6b	ELEVATIONS- BLDG K
A3.7a	FLOOR PLAN/ ROOF PLAN - STORAGE 3 STORY
A3.7b	ELEVATIONS- STORAGE 3 STORY
A3.8a	FLOOR PLAN/ ROOF PLAN - STORAGE 1 STORY
A3.8b	ELEVATIONS- STORAGE 1 STORY
A4.0	MATERIAL BOARD / LEGEND
A5.0	TRASH ENCLOSURE DETAILS
A6.0	PROPOSE PERSPECTIVE RENDERING
A6.1	PROPOSE PERSPECTIVE RENDERING

## ZONING MAP



## PROJECT TEAM

**DEVELOPER:**  
BEAR VALLEY  
DEVELOPMENT  
ADDRESS  
Contact: Name  
T:  
E:

**RESIDENTIAL:**  
WHA  
3767 Worsham Ave  
Long Beach, CA 90808  
T: 949-250-0607

**ARCHITECT:**  
DLR Group  
700 S. Flower St, 22nd Floor  
Los Angeles, CA 90017  
Contact: Alexander Catala  
T: 213-373-6935  
acatala@dlrgroup.com


**CIVIL:**  
DRC ENGINEERING, INC  
160 South Old Springs Road, Suite  
210  
T: 714-685-6860  
rsklepko@drc-eng.com

**LANDSCAPE:**  
HPLA STUDIO  
1124 Bristol Street Costa  
Mesa, CA 92626 Contact:  
Daniel Erlandson T:  
972-701-9636  
dan@hplastudio.com


**DISCIPLINE:**  
COMPANY NAME  
ADDRESS  
Contact:  
T:




12280 3rd Ave.  
VICTORVILLE, CA 92395



12290 3rd Ave.  
VICTORVILLE, CA 92395



12314 3rd Ave.  
VICTORVILLE, CA 92395




SE CORNER 2ND AVE. & JASMINE ST.  
VICTORVILLE, CA 92395



12219 2ND AVENUE  
VICTORVILLE, CA 92395



12256 3rd Ave.  
VICTORVILLE, CA 92395



12268 3rd Ave.  
VICTORVILLE, CA 92395



12244 3rd Ave.  
VICTORVILLE, CA 92395




NW CORNER OF BEAR VALLEY RD & 3RD AVENUE  
VICTORVILLE, CA 92395



16493 BEAR VALLEY RD.  
HESPERIA, CA 92345



16453 BEAR VALLEY RD.  
HESPERIA, CA 92345



16850 BEAR VALLEY RD.  
VICTORVILLE, CA 92395



16716 BEAR VALLEY RD.  
VICTORVILLE, CA 92395



16721 BEAR VALLEY RD.  
HESPERIA, CA 92345



SW CORNER OF BEAR VALLEY RD & 2ND AVENUE  
HESPERIA, CA 92345



16511 BEAR VALLEY RD.  
HESPERIA, CA 92345



16545 BEAR VALLEY RD.  
HESPERIA, CA 92345



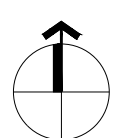
16559 BEAR VALLEY RD.  
HESPERIA, CA 92345

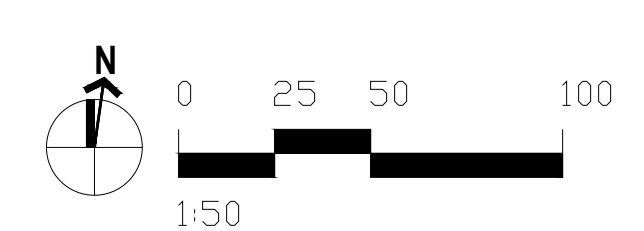



16575 BEAR VALLEY RD.  
HESPERIA, CA 92345

LEGEND

- S-R
- R-1
- R-2
- R-3
- R-4
- RMPD
- MDR
- PUD
- C-A
- C-1
- C-2
- C-4
- C-M
- MXU
- IPD
- M-1
- M-2
- P-C
- A
- A-E
- F-P
- SP





EXISTING SITE PLAN : A1.0

# VICTORVILLE CONNECTION

BEAR VALLEY ROAD, BETWEEN 2ND AVENUE & 3RD AVENUE, VICTORVILLE, CA

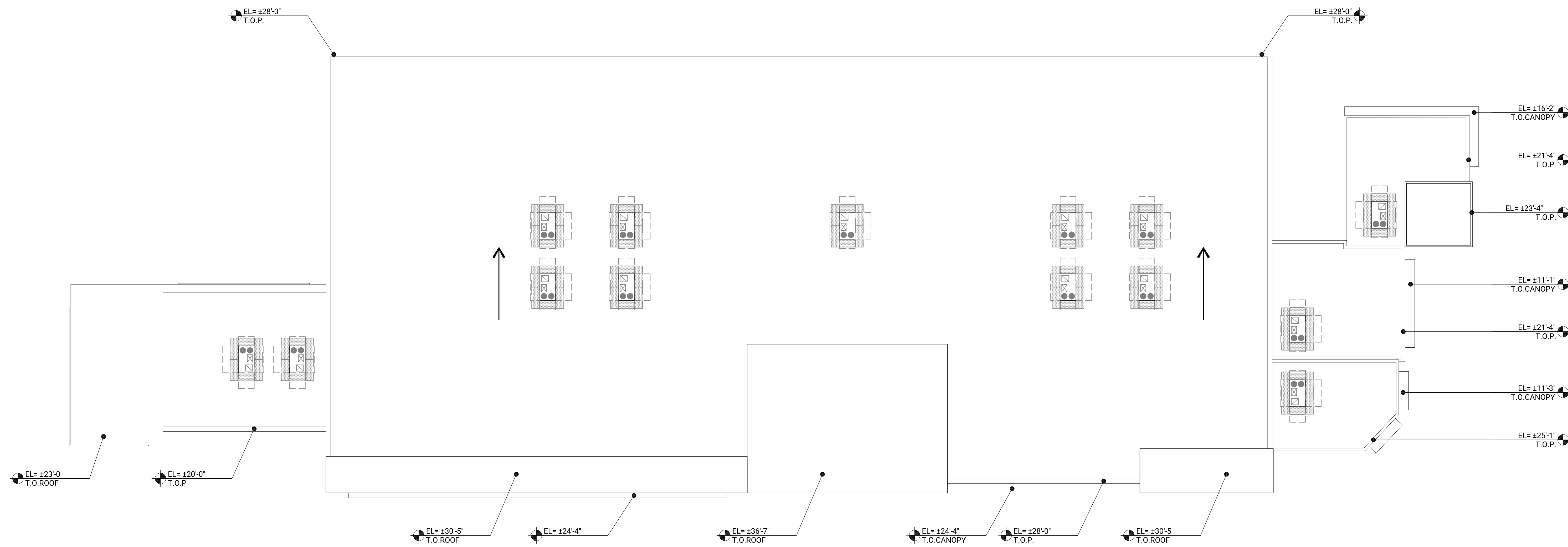
BEAR VALLEY DEVELOPMENT COMPANY, LLC

COPYRIGHT © 2021  
 NOTE: THIS INFORMATION IS CONCEPTUAL IN NATURE AND IS SUBJECT TO ADJUSTMENTS PENDING FURTHER VERIFICATION AND CLIENT, TENANT, AND GOVERNMENTAL AGENCY APPROVALS. NO WARRANTIES OR GUARANTIES OF ANY KIND ARE GIVEN OR IMPLIED BY THE ARCHITECT.  
 MAY 11, 2021

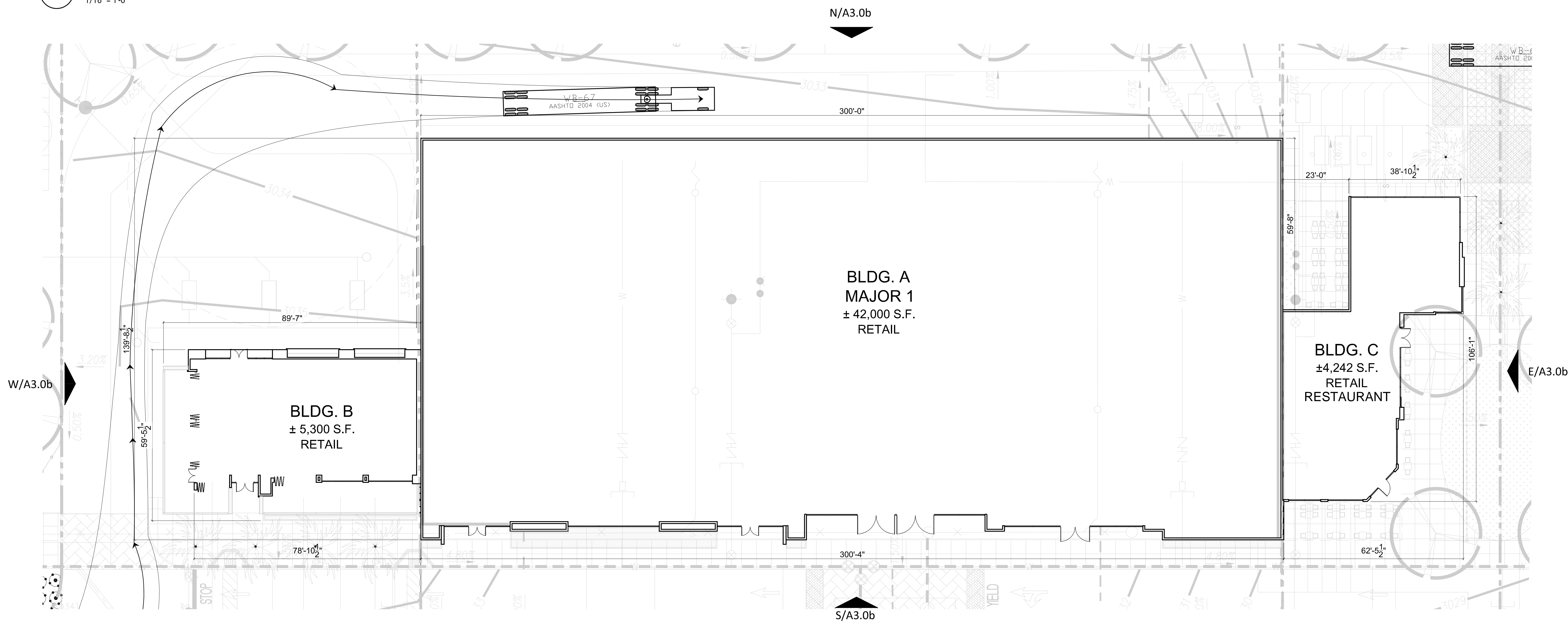
75-21705-00

700 South Flower St.  
 22nd Floor  
 Los Angeles, CA  
 900017  
 t: 213.800.9400

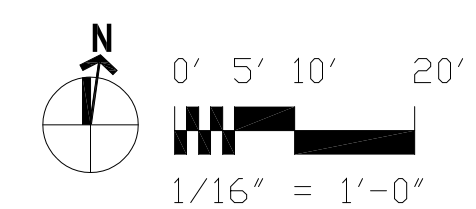




2 ROOF PLAN-BLDG A / SHOPS 1 & 2  
1/16" = 1'-0"



1 FLOOR PLAN-BLDG A / SHOPS 1 & 2  
1/16" = 1'-0"



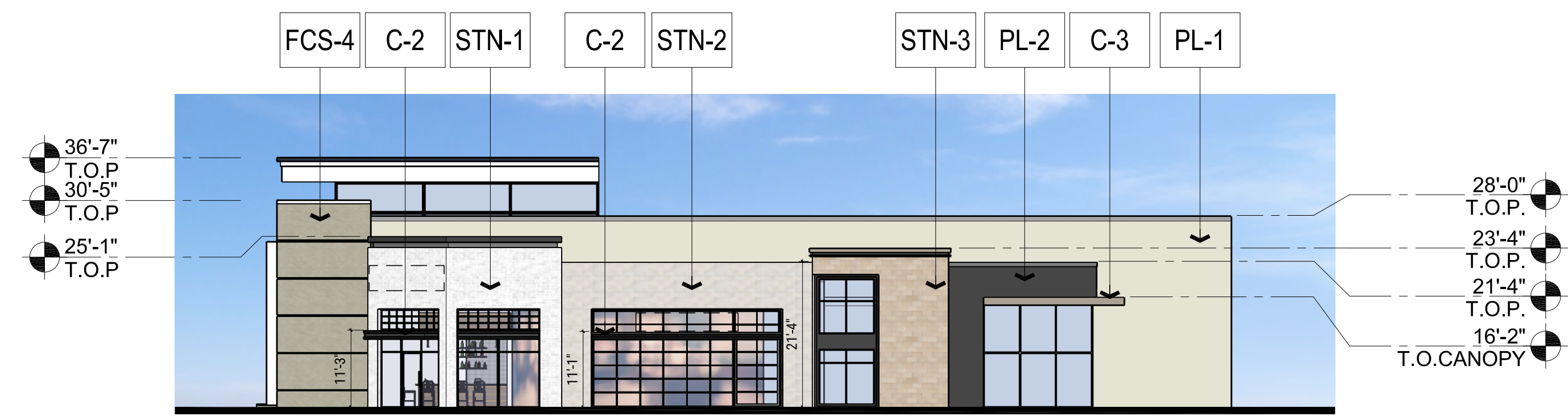
ENLARGED FLOOR PLAN- BLDG A, B AND C A3.0a

**EXTERIOR MATERIAL LEGEND**

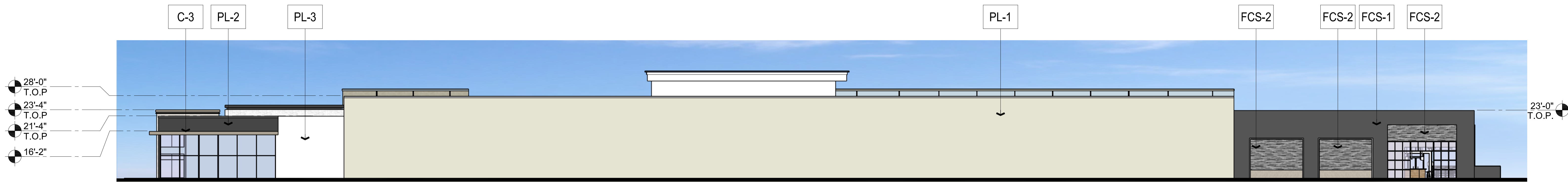
MATERIAL	FINISH
STN-# STONE VENEER SIDING	1. BUECHEL STONE-TDB 2. BUECHEL STONE-SILVERDALE STONE PANELS 3. EL DORADO STONE-TDB 4. EL DORADO STONE-TDB 5. EL DORADO STONE-TDB
FCS-# FIBER CEMENT SIDING	1. EQUITONE - PICTURA PA941 2. EQUITONE - LINEA L80 3. EQUITONE - PICTURA PW841 4. EQUITONE - LINEA L70 5. EQUITONE - PICTURA TDB
C-# CANOPY	1. METAL CANOPY, SW-COLOR TBD 2. METAL CANOPY, SW-COLOR TBD 3. METAL CANOPY, SW-COLOR TBD 4. METAL CANOPY, SW-COLOR TBD 5. METAL CANOPY, SW-COLOR TBD 6. METAL CANOPY, SW-COLOR TBD 7. METAL CANOPY, SW-COLOR TBD 8. METAL CANOPY, SW-COLOR TBD
CL-# RAINSCREEN CLADDING	1. FUNDERMAX-MAX COMPACT EXT. NT, TDB 2. FUNDERMAX-MAX COMPACT EXT. NT, ENIGMA 0923 3. FUNDERMAX-MAX COMPACT EXT. NT, 008 4. FUNDERMAX-MAX COMPACT EXT. NT, TDB 5. FUNDERMAX-MAX COMPACT EXT. NT, AF BLACK 0189 6. FUNDERMAX-MAX COMPACT EXT. NT, SAFFRON 0736 7. FUNDERMAX-MAX COMPACT EXT. NT, CHARCOAL GLITTER 0077G 8. FUNDERMAX-MAX COMPACT EXT. NT, UN-COLOR (AUTHENTIC) #0499
MT-# METAL PANELS	1. BRAKE METAL PANEL 2. BRAKE METAL PANEL 3. BRAKE METAL PANEL 4. TDB 5. CORRUGATED METAL 6. MECHANICAL SCREEN, WHITE
PL-# EXTERIOR CEMENT PLASTER	1. SHERWIN WILLIAMS-COLOR TBD 2. SHERWIN WILLIAMS-COLOR TBD 3. SHERWIN WILLIAMS-COLOR TBD 4. SHERWIN WILLIAMS-COLOR TBD 5. SHERWIN WILLIAMS-COLOR TBD 6. SHERWIN WILLIAMS-COLOR TBD 7. SHERWIN WILLIAMS-COLOR TBD 8. SHERWIN WILLIAMS-COLOR TBD 9. SHERWIN WILLIAMS-COLOR TBD 10. SHERWIN WILLIAMS-COLOR TBD 11. SHERWIN WILLIAMS-COLOR TBD 12. SHERWIN WILLIAMS-COLOR TBD
CN-# CONCRETE	1. CONCRETE WALL FINISH, TDB



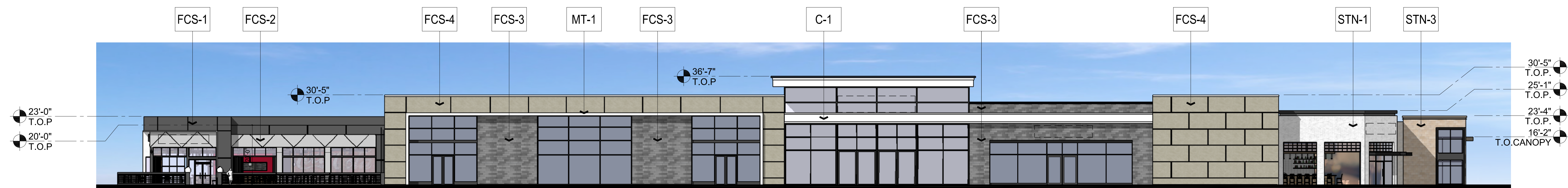
**W EXTERIOR ELEVATION- WEST**  
1/16" = 1'-0"



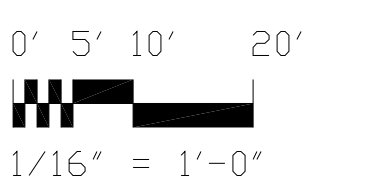
**E EXTERIOR ELEVATION- EAST**  
1/16" = 1'-0"



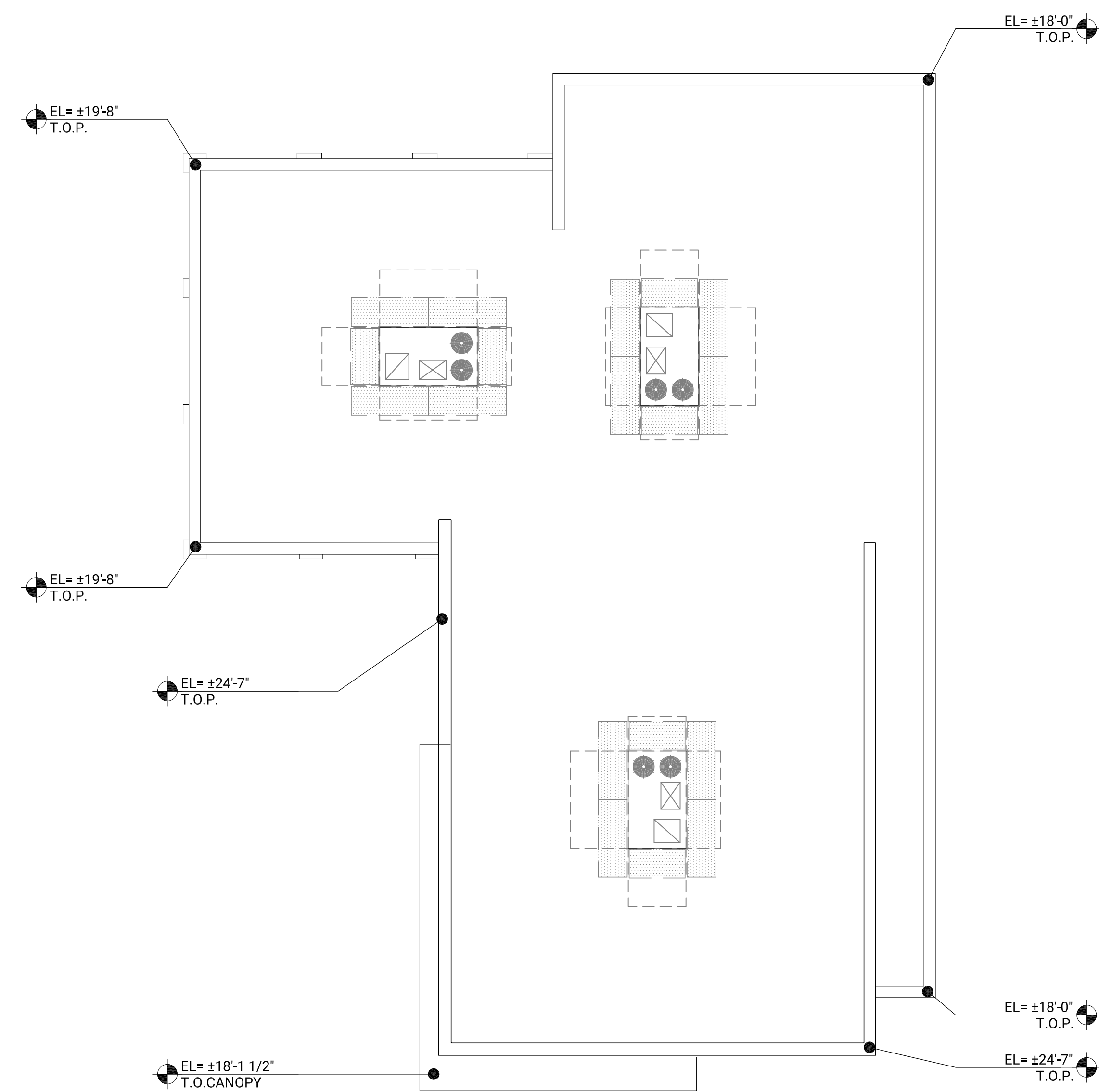
**N EXTERIOR ELEVATION- NORTH**  
1/16" = 1'-0"



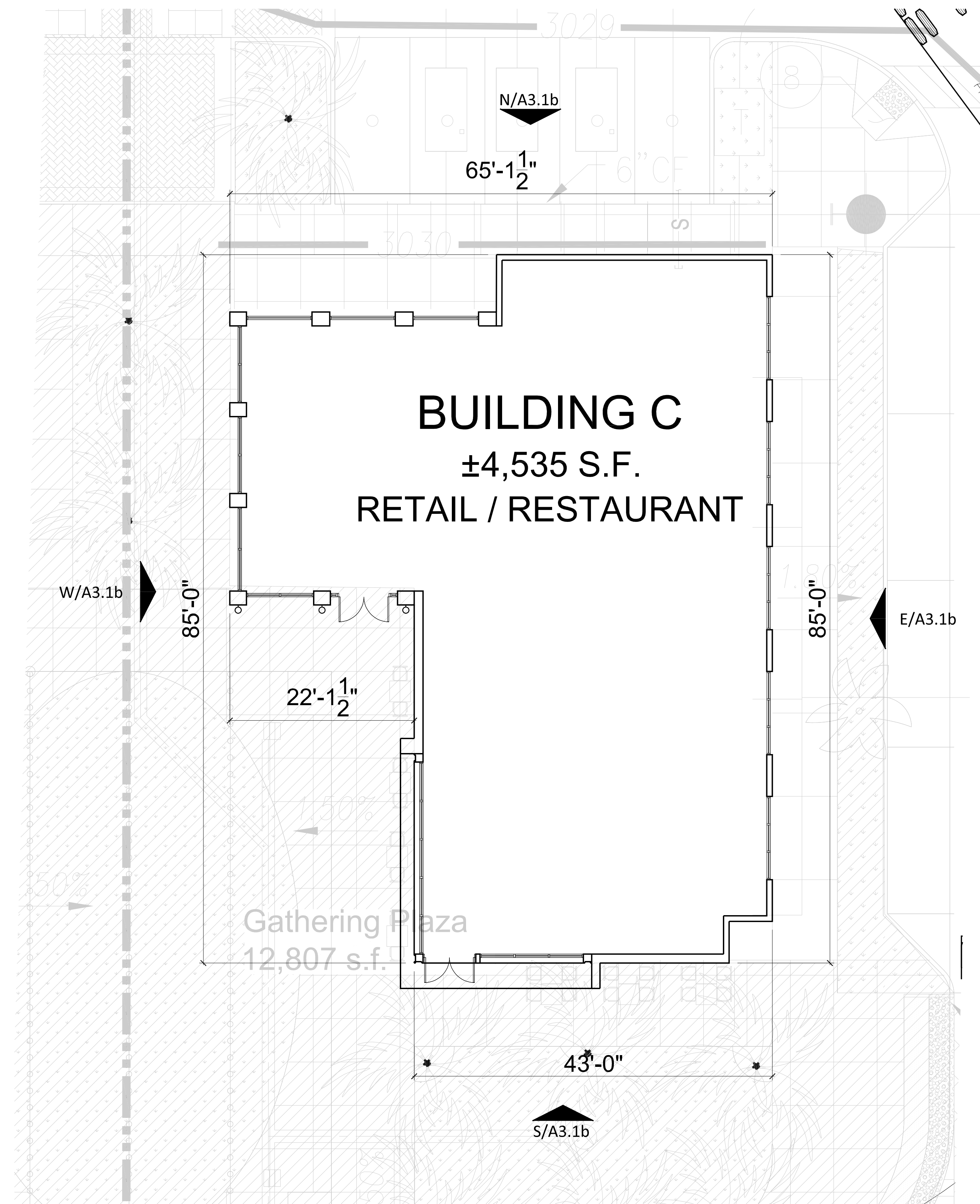
**S EXTERIOR ELEVATION- SOUTH**  
1/16" = 1'-0"



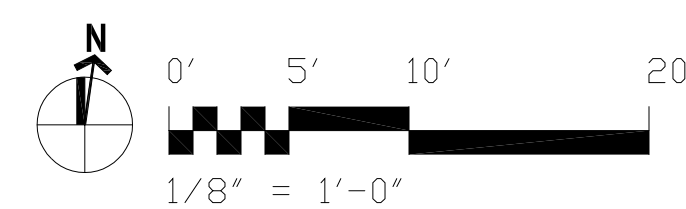
**EXTERIOR ELEVATIONS- BLDG A, B AND C A3.0b**



2 ROOF PLAN- SHOPS 3  
1/8" = 1'-0"



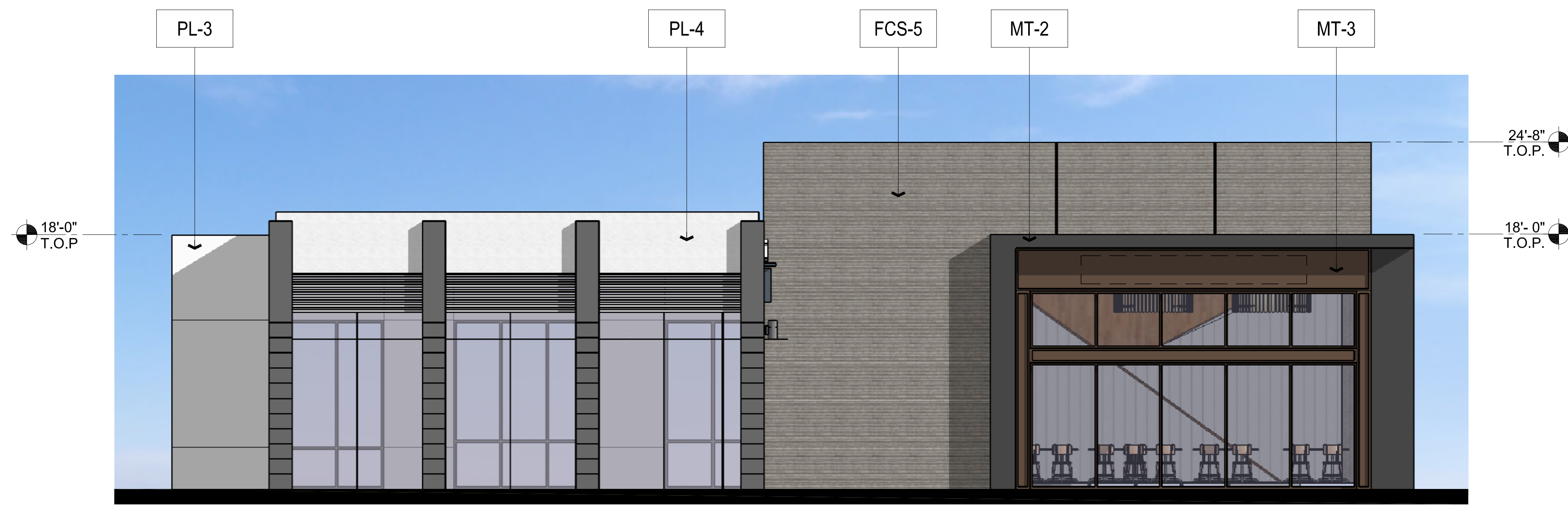
1 FLOOR PLAN- SHOPS 3  
1/8" = 1'-0"



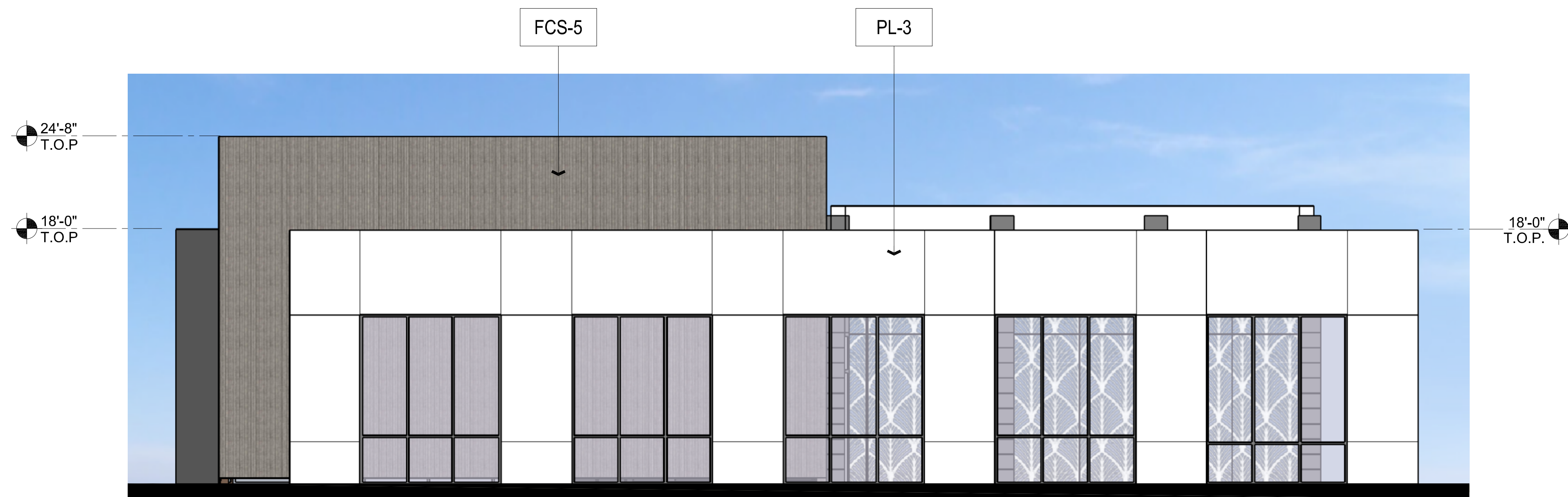
ENLARGED FLOOR PLAN- SHOPS 3 A3.1a

**EXTERIOR MATERIAL LEGEND**

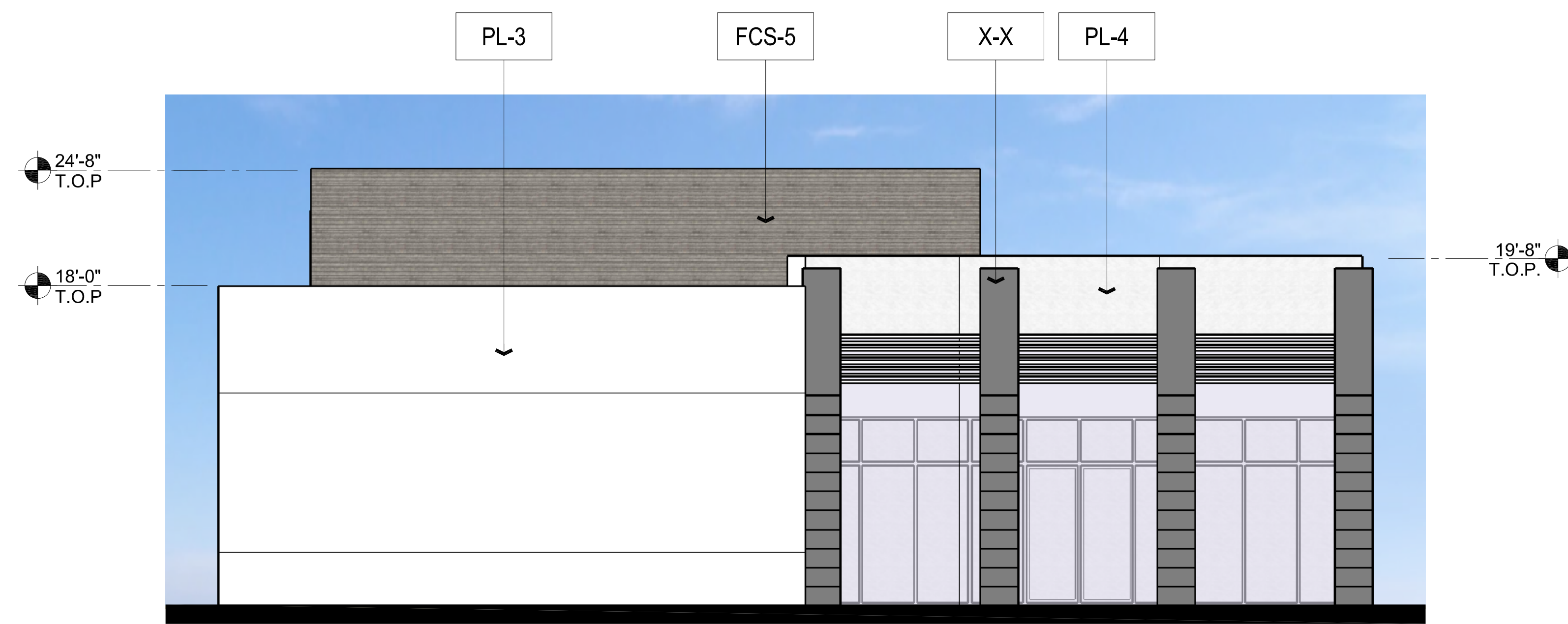
MATERIAL	FINISH	
STN-#	STONE VENEER SIDING	1. BUECHEL STONE-TDB 2. BUECHEL STONE-SILVERDALE STONE PANELS 3. EL DORADO STONE-TDB 4. EL DORADO STONE-TDB 5. EL DORADO STONE-TDB
FCS-#	FIBER CEMENT SIDING	1. EQUITONE - PICTURA PWS41 2. EQUITONE - LINEAL T80 3. EQUITONE - PICTURA PWS41 4. EQUITONE - LINEAL T80 5. EQUITONE - PICTURA T80
C-#	CANOPY	1. METAL CANOPY, SW-COLOR TBD 2. METAL CANOPY, SW-COLOR TBD 3. METAL CANOPY, SW-COLOR TBD 4. METAL CANOPY, SW-COLOR TBD 5. METAL CANOPY, SW-COLOR TBD 6. METAL CANOPY, SW-COLOR TBD 7. METAL CANOPY, SW-COLOR TBD 8. METAL CANOPY, SW-COLOR TBD
CL-#	RAINSCREEN CLADDING	1. FUNDERMAX-MAX COMPACT EXT. NT, TDB 2. FUNDERMAX-MAX COMPACT EXT. NT, ENIGMA 0923 3. FUNDERMAX-MAX COMPACT EXT. NT, 0080 4. FUNDERMAX-MAX COMPACT EXT. NT, TDB 5. FUNDERMAX-MAX COMPACT EXT. NT, AF BLACK 0189 6. FUNDERMAX-MAX COMPACT EXT. NT, SAFFRON 0736 7. FUNDERMAX-MAX COMPACT EXT. NT, CHARCOAL GLITTER 9070 8. FUNDERMAX-MAX COMPACT EXT. NT, UNICOLOR (AUTHENTIC) #0499
MT-#	METAL PANELS	1. BRAKE METAL PANEL 2. BRAKE METAL PANEL 3. BRAKE METAL PANEL 4. T80 5. CORRUGATED METAL 6. MECHANICAL SCREEN, WHITE
PL-#	EXTERIOR CEMENT PLASTER	1. SHERWIN WILLIAMS-COLOR TBD 2. SHERWIN WILLIAMS-COLOR TBD 3. SHERWIN WILLIAMS-COLOR TBD 4. SHERWIN WILLIAMS-COLOR TBD 5. SHERWIN WILLIAMS-COLOR TBD 6. SHERWIN WILLIAMS-COLOR TBD 7. SHERWIN WILLIAMS-COLOR TBD 8. SHERWIN WILLIAMS-COLOR TBD 9. SHERWIN WILLIAMS-COLOR TBD 10. SHERWIN WILLIAMS-COLOR TBD 11. SHERWIN WILLIAMS-COLOR TBD 12. SHERWIN WILLIAMS-COLOR TBD
CN-#	CONCRETE	1. CONCRETE WALL FINISH, TBD



**W EXTERIOR ELEVATION- WEST**  
3/16" = 1'-0"



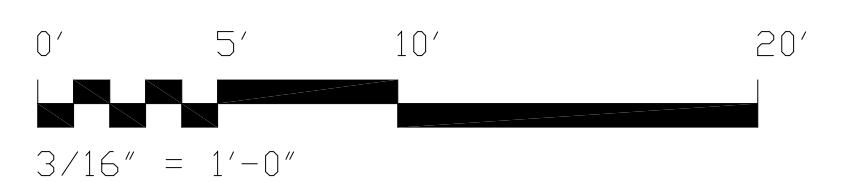
**E EXTERIOR ELEVATION- EAST**  
3/16" = 1'-0"

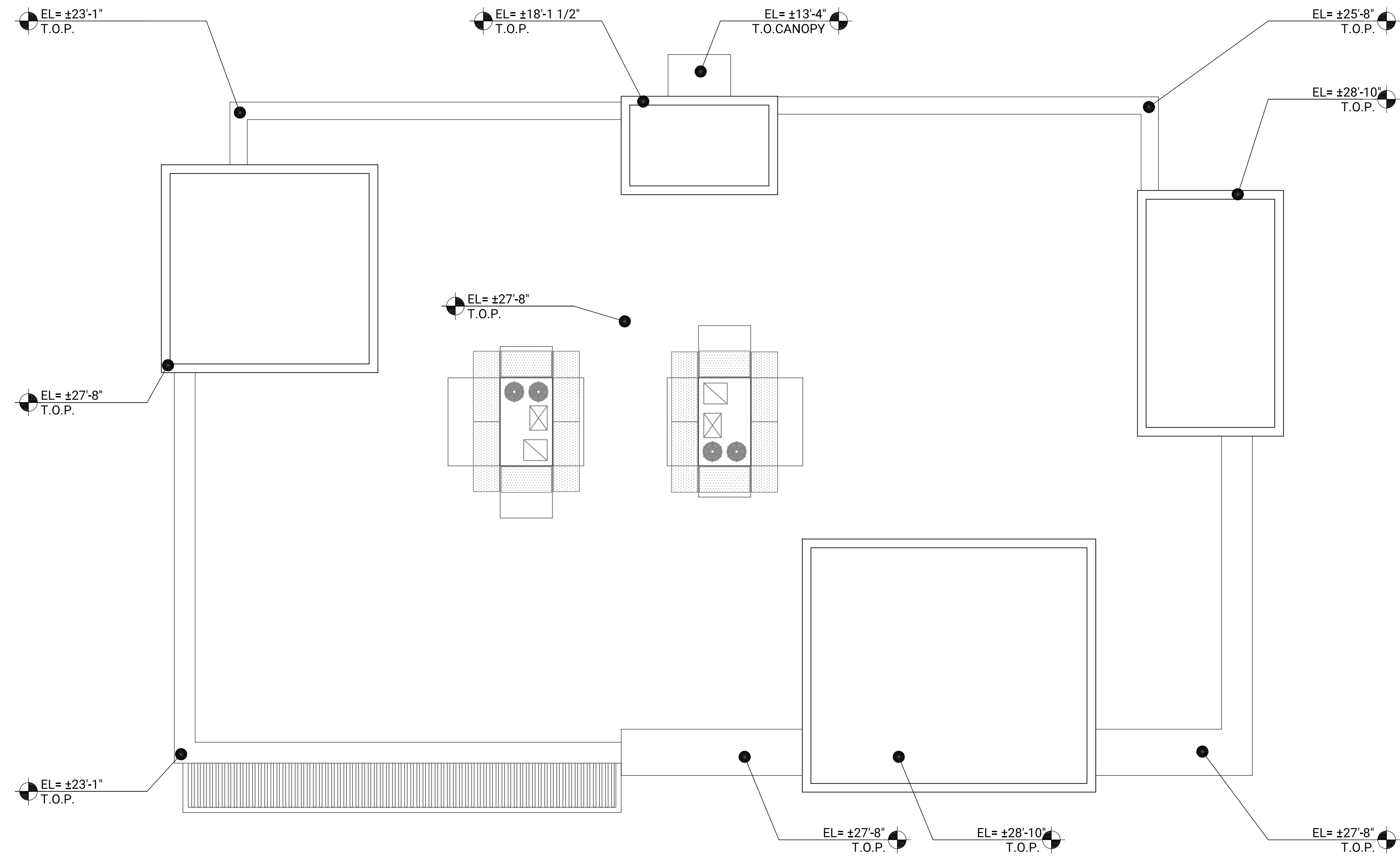


**N EXTERIOR ELEVATION- NORTH**  
3/16" = 1'-0"

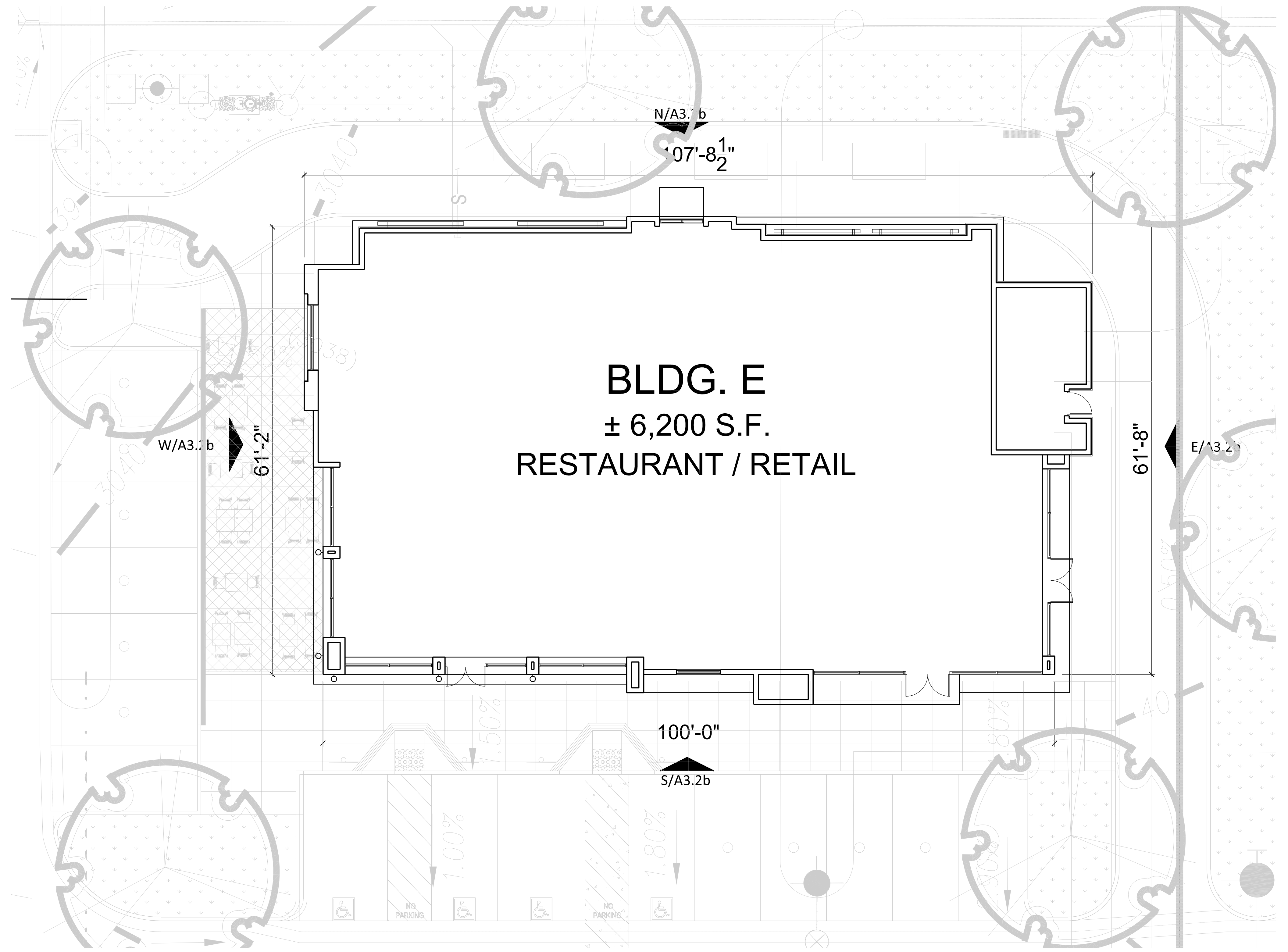


**S EXTERIOR ELEVATION- SOUTH**  
3/16" = 1'-0"

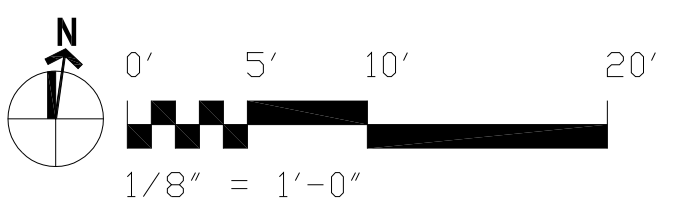




**2 ROOF PLAN- BLDG E**  
1/8" = 1'-0"



**1 FLOOR PLAN- BLDG E**  
1/8" = 1'-0"

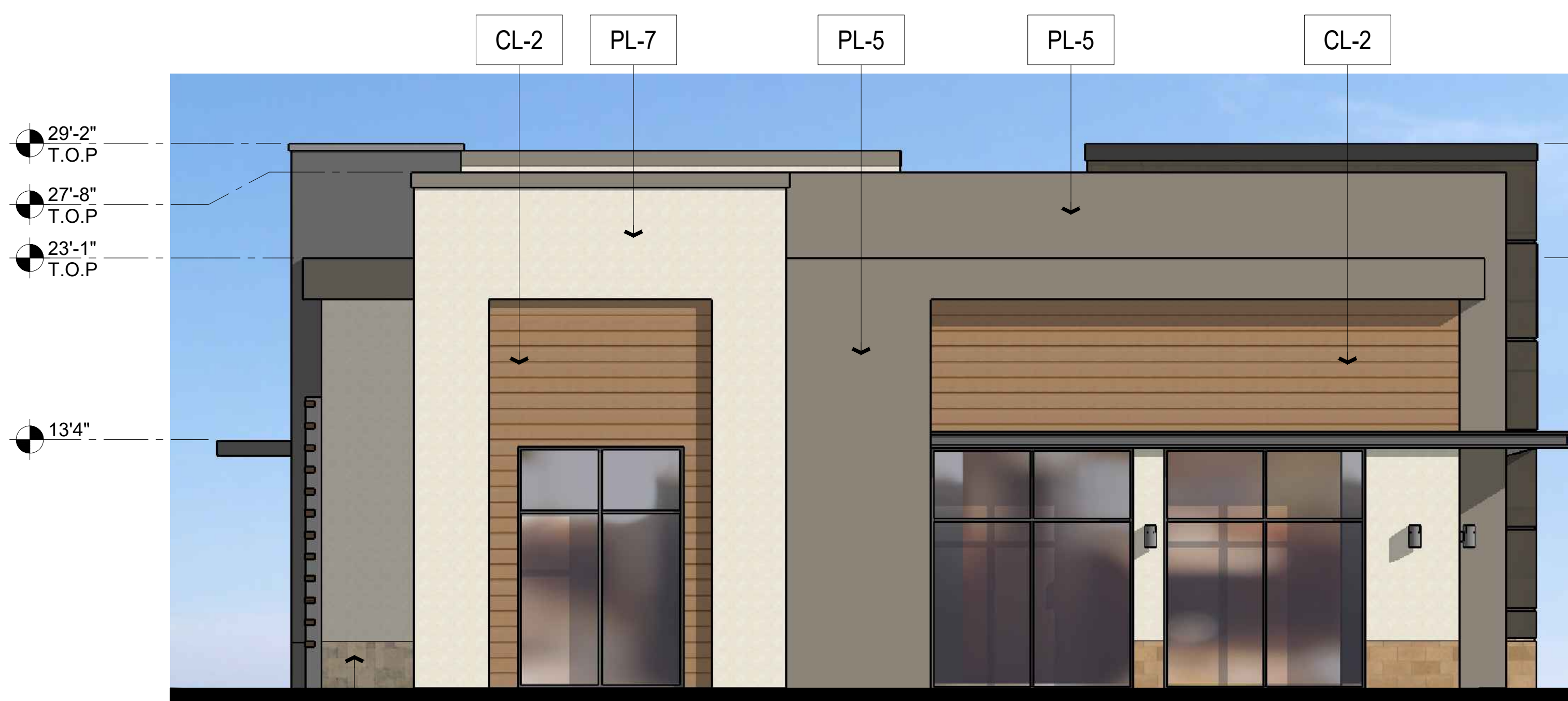


ENLARGED FLOOR PLAN- BLDG E A3.2a



**EXTERIOR MATERIAL LEGEND**

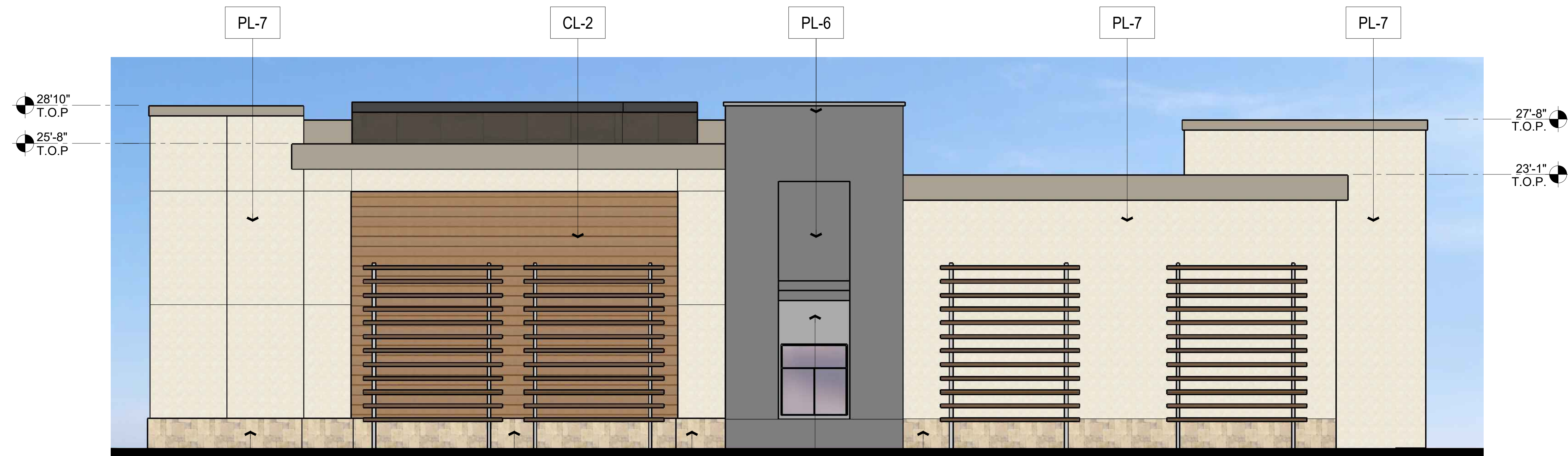
MATERIAL	FINISH
STN-# STONE VENEER SIDING	1. BUECHEL STONE-TDB 2. BUECHEL STONE-SILVERDALE STONE PANELS 3. EL DORADO STONE-TDB 4. EL DORADO STONE-TDB 5. EL DORADO STONE-TDB
FCS-# FIBER CEMENT SIDING	1. EQUITONE-PICTURA P4641 2. EQUITONE-LINEAL TDB 3. EQUITONE-PICTURA PWS41 4. EQUITONE-LINEAL T20 5. EQUITONE-PICTURA TDB
C-# CANOPY	1. METAL CANOPY, SW-COLOR TBD 2. METAL CANOPY, SW-COLOR TBD 3. METAL CANOPY, SW-COLOR TBD 4. METAL CANOPY, SW-COLOR TBD 5. METAL CANOPY, SW-COLOR TBD 6. METAL CANOPY, SW-COLOR TBD 7. METAL CANOPY, SW-COLOR TBD 8. METAL CANOPY, SW-COLOR TBD
CL-# RAINSCREEN CLADDING	1. FUNDERMAX-MAX COMPACT EXT. NT, TDB 2. FUNDERMAX-MAX COMPACT EXT. NT, ENIGMA 0923 3. FUNDERMAX-MAX COMPACT EXT. NT, 0380 4. FUNDERMAX-MAX COMPACT EXT. NT, TDB 5. FUNDERMAX-MAX COMPACT EXT. NT, AF BLACK 0159 6. FUNDERMAX-MAX COMPACT EXT. NT, SAFFRON 0736 7. FUNDERMAX-MAX COMPACT EXT. NT, CHARCOAL + GLITTER 0077G 8. FUNDERMAX-MAX COMPACT EXT. NT, UNICOLOR (AUTHENTIC) #0499
MT-# METAL PANELS	1. BRAKE METAL PANEL 2. BRAKE METAL PANEL 3. BRAKE METAL PANEL 4. TDB 5. CORRUGATED METAL 6. MECHANICAL SCREEN, WHITE
PL-# EXTERIOR GEMENT PLASTER	1. SHERWIN WILLIAMS-COLOR TBD 2. SHERWIN WILLIAMS-COLOR TBD 3. SHERWIN WILLIAMS-COLOR TBD 4. SHERWIN WILLIAMS-COLOR TBD 5. SHERWIN WILLIAMS-COLOR TBD 6. SHERWIN WILLIAMS-COLOR TBD 7. SHERWIN WILLIAMS-COLOR TBD 8. SHERWIN WILLIAMS-COLOR TBD 9. SHERWIN WILLIAMS-COLOR TBD 10. SHERWIN WILLIAMS-COLOR TBD 11. SHERWIN WILLIAMS-COLOR TBD 12. SHERWIN WILLIAMS-COLOR TBD
CN-# CONCRETE	1. CONCRETE WALL FINISH, TDB



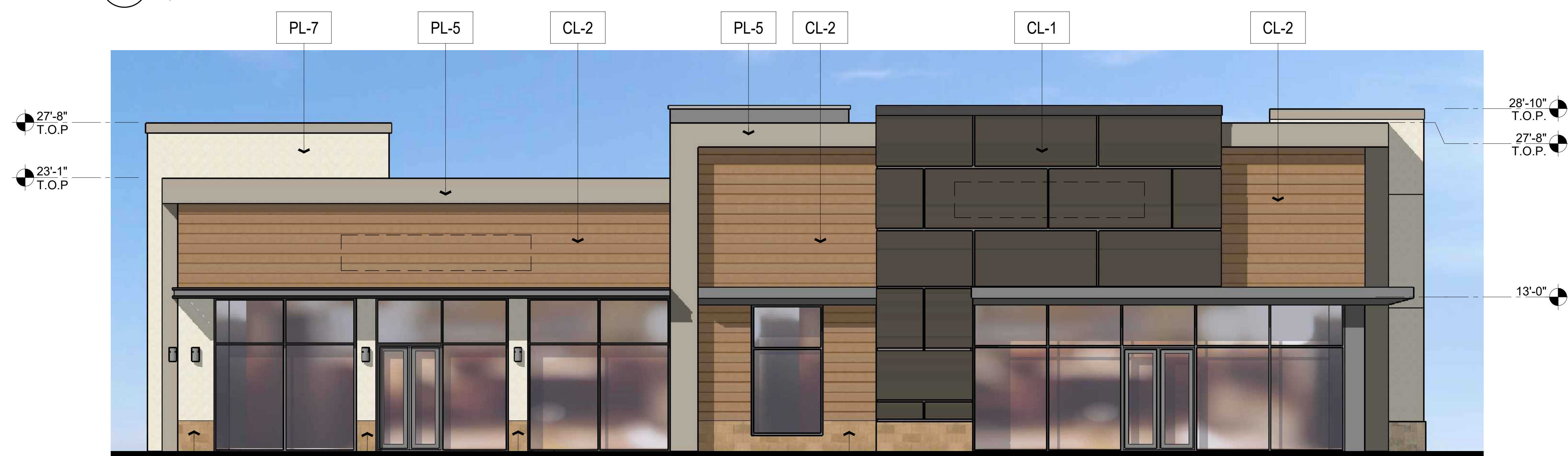
**W EXTERIOR ELEVATION- WEST**  
3/16" = 1'-0"



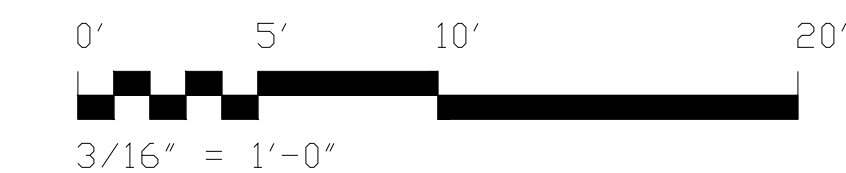
**E EXTERIOR ELEVATION- EAST**  
3/16" = 1'-0"



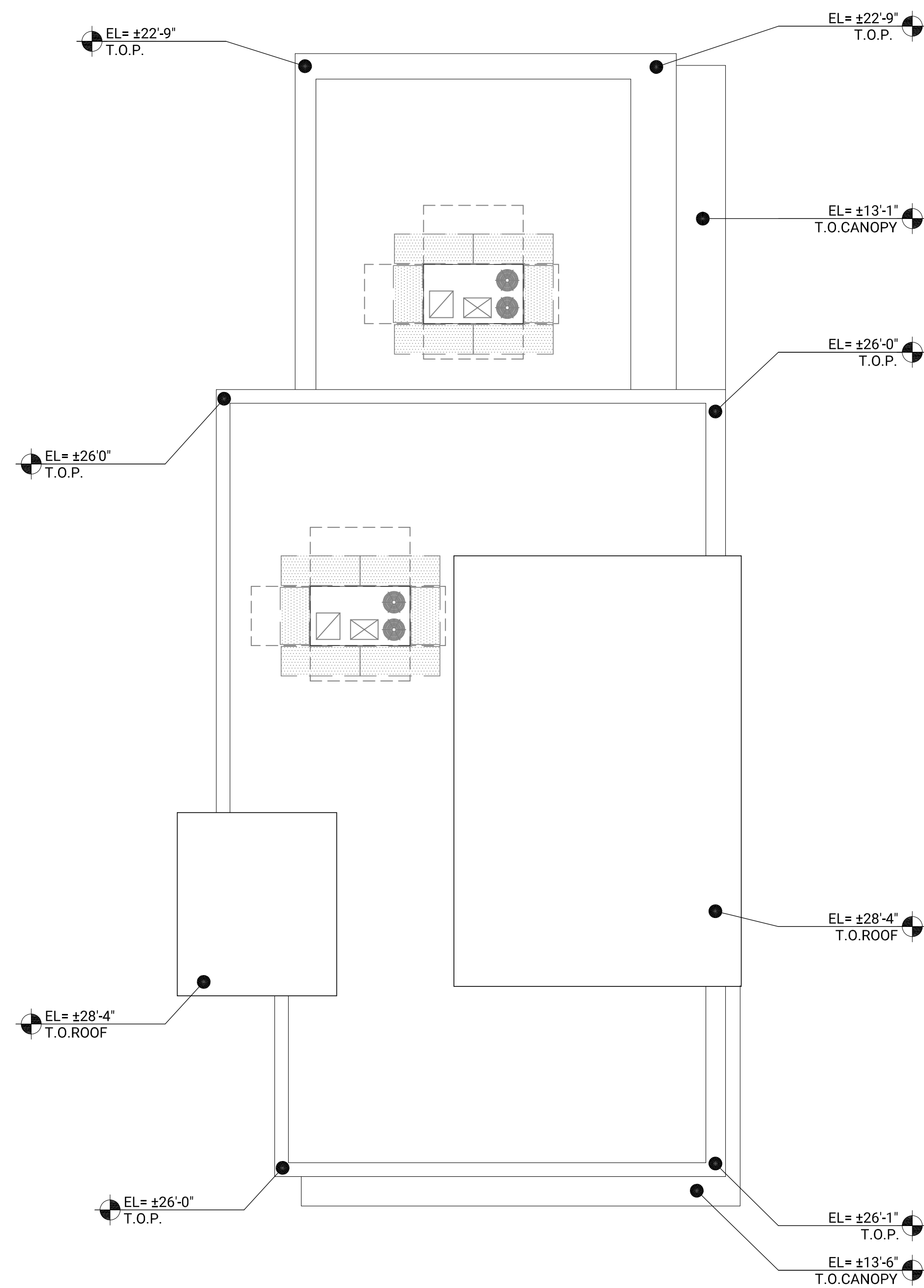
**N EXTERIOR ELEVATION- NORTH**  
3/16" = 1'-0"



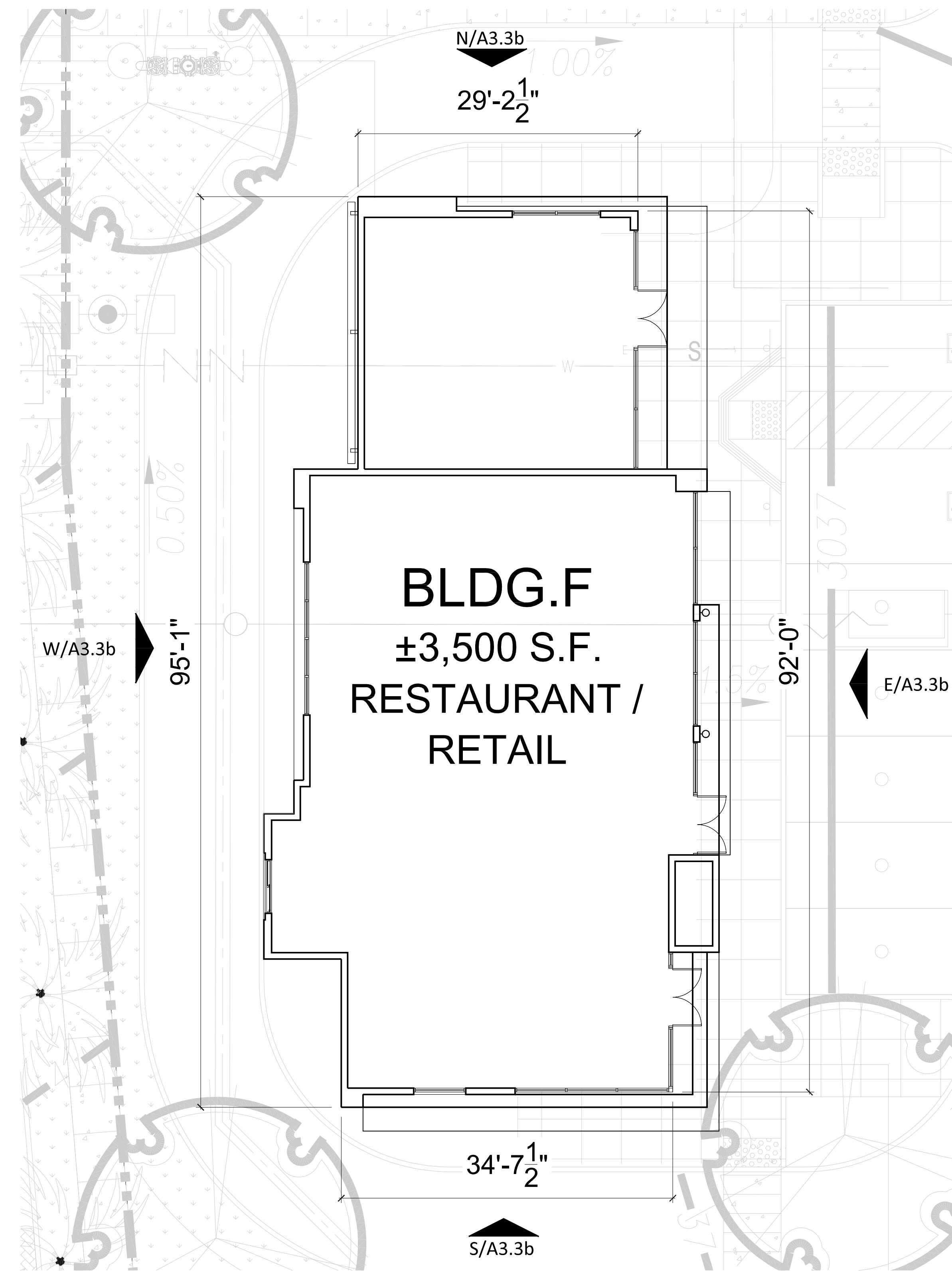
**S EXTERIOR ELEVATION- SOUTH**  
3/16" = 1'-0"



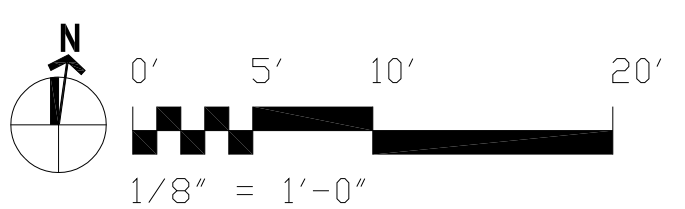
EXTERIOR ELEVATIONS- BLDG E A3.2b



2 ROOF PLAN- BLDG F  
1/8" = 1'-0"



1 FLOOR PLAN- BLDG F  
1/8" = 1'-0"



ENLARGED FLOOR PLAN- BLDG F A3.3a

**EXTERIOR MATERIAL LEGEND**

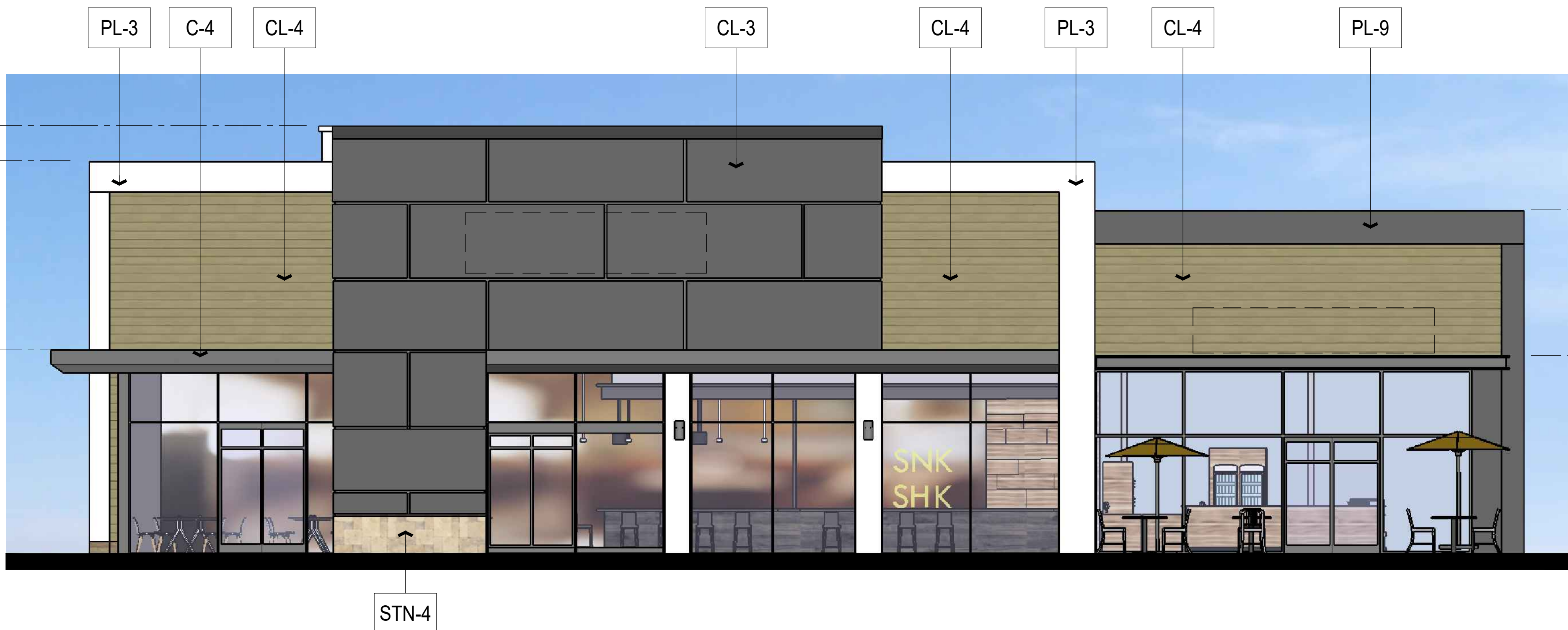
MATERIAL	FINISH
STN-# STONE VENEER SIDING	1. BUECHEL STONE-TDB 2. BUECHEL STONE-SILVERDALE STONE PANELS 3. EL DORADO STONE-TDB 4. EL DORADO STONE-TDB 5. EL DORADO STONE-TDB
FCS-# FIBER CEMENT SIDING	1. EQUITONE - PICTURA PA641 2. EQUITONE - LINEA LT60 3. EQUITONE - PICTURA PW841 4. EQUITONE - LINEA LT00 5. EQUITONE - PICTURA TBD
C-# CANOPY	1. METAL CANOPY, SW-COLOR TBD 2. METAL CANOPY, SW-COLOR TBD 3. METAL CANOPY, SW-COLOR TBD 4. METAL CANOPY, SW-COLOR TBD 5. METAL CANOPY, SW-COLOR TBD 6. METAL CANOPY, SW-COLOR TBD 7. METAL CANOPY, SW-COLOR TBD 8. METAL CANOPY, SW-COLOR TBD
CL-# RAINSCREEN CLADDING	1. FUNDERMAX-MAX COMPACT EXT. NT, TBD 2. FUNDERMAX-MAX COMPACT EXT. NT, ENIGMA 0923 3. FUNDERMAX-MAX COMPACT EXT. NT, 0080 4. FUNDERMAX-MAX COMPACT EXT. NT, TBD 5. FUNDERMAX-MAX COMPACT EXT. NT, AF BLACK 0169 6. FUNDERMAX-MAX COMPACT EXT. NT, SAFFRON 0736 7. FUNDERMAX-MAX COMPACT EXT. NT, CHARCOAL - GLITTER 0077G 8. FUNDERMAX-MAX COMPACT EXT. NT, UN-COLOR (AUTHENTIC) #0499
MT-# METAL PANELS	1. BRAKE METAL PANEL 2. BRAKE METAL PANEL 3. BRAKE METAL PANEL 4. TBD 5. CORRUGATED METAL 6. MECHANICAL SCREEN, WHITE
PL-# EXTERIOR CEMENT PLASTER	1. SHERWIN WILLIAMS-COLOR TBD 2. SHERWIN WILLIAMS-COLOR TBD 3. SHERWIN WILLIAMS-COLOR TBD 4. SHERWIN WILLIAMS-COLOR TBD 5. SHERWIN WILLIAMS-COLOR TBD 6. SHERWIN WILLIAMS-COLOR TBD 7. SHERWIN WILLIAMS-COLOR TBD 8. SHERWIN WILLIAMS-COLOR TBD 9. SHERWIN WILLIAMS-COLOR TBD 10. SHERWIN WILLIAMS-COLOR TBD 11. SHERWIN WILLIAMS-COLOR TBD 12. SHERWIN WILLIAMS-COLOR TBD
CN-# CONCRETE	1. CONCRETE WALL FINISH, TBD



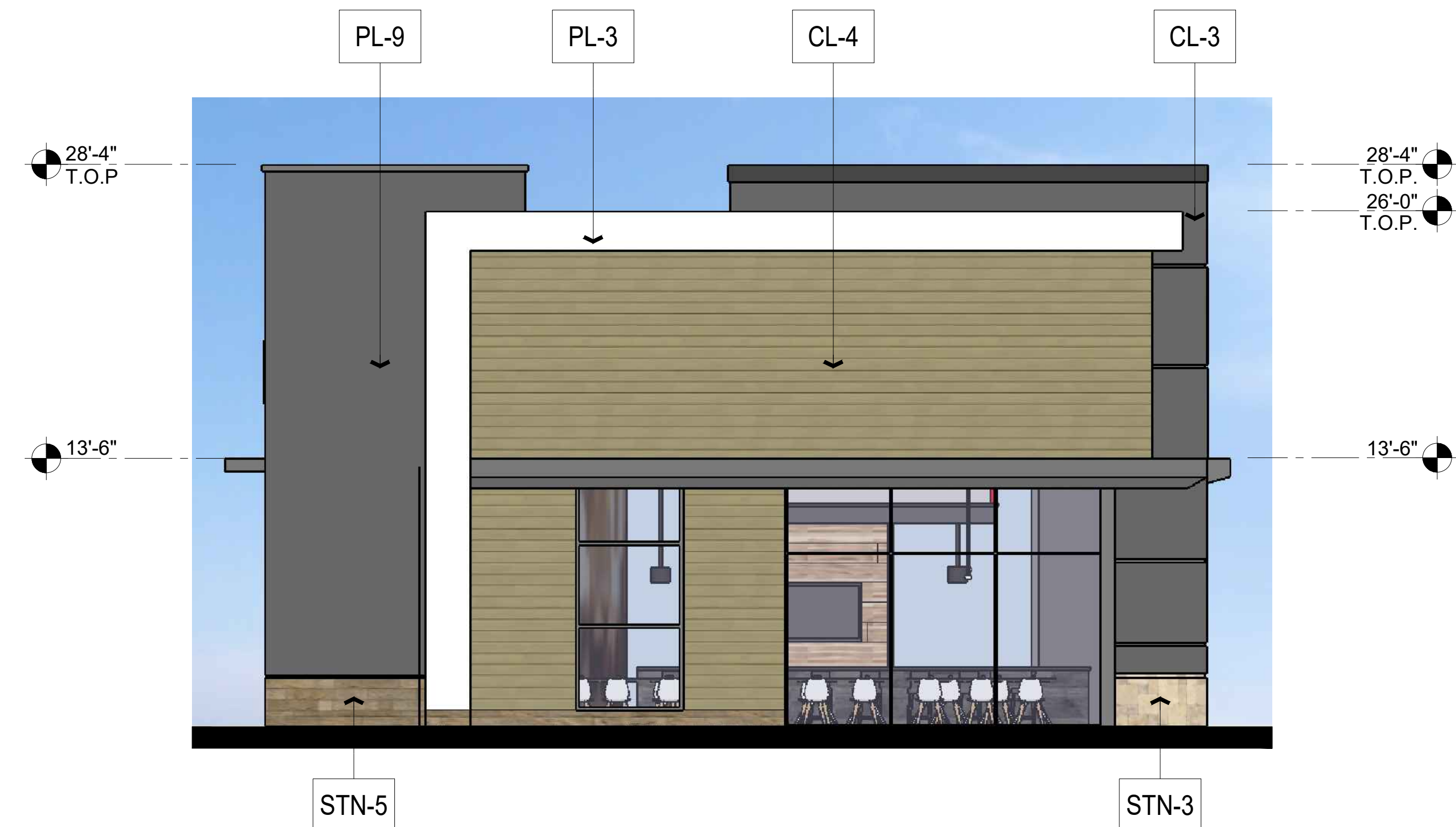
**W** EXTERIOR ELEVATION- WEST  
3/16" = 1'-0"



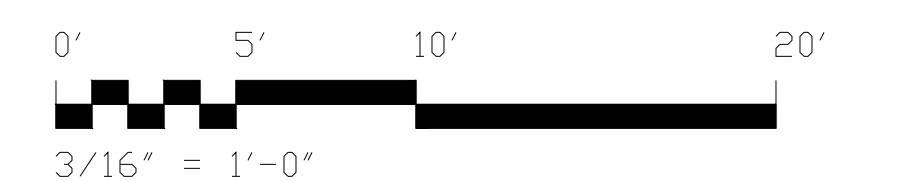
**N** EXTERIOR ELEVATION- NORTH  
3/16" = 1'-0"



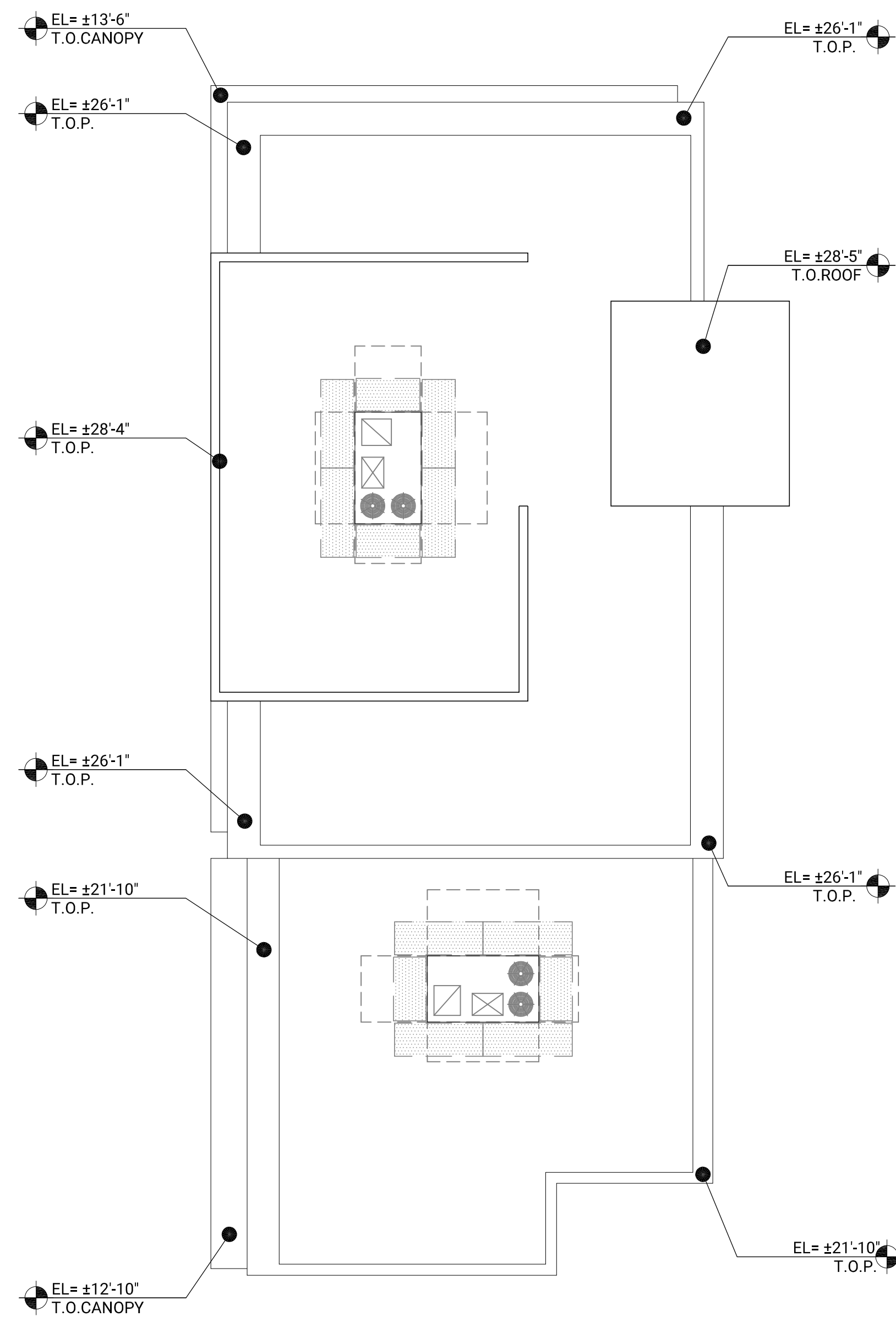
**E** EXTERIOR ELEVATION- EAST  
3/16" = 1'-0"



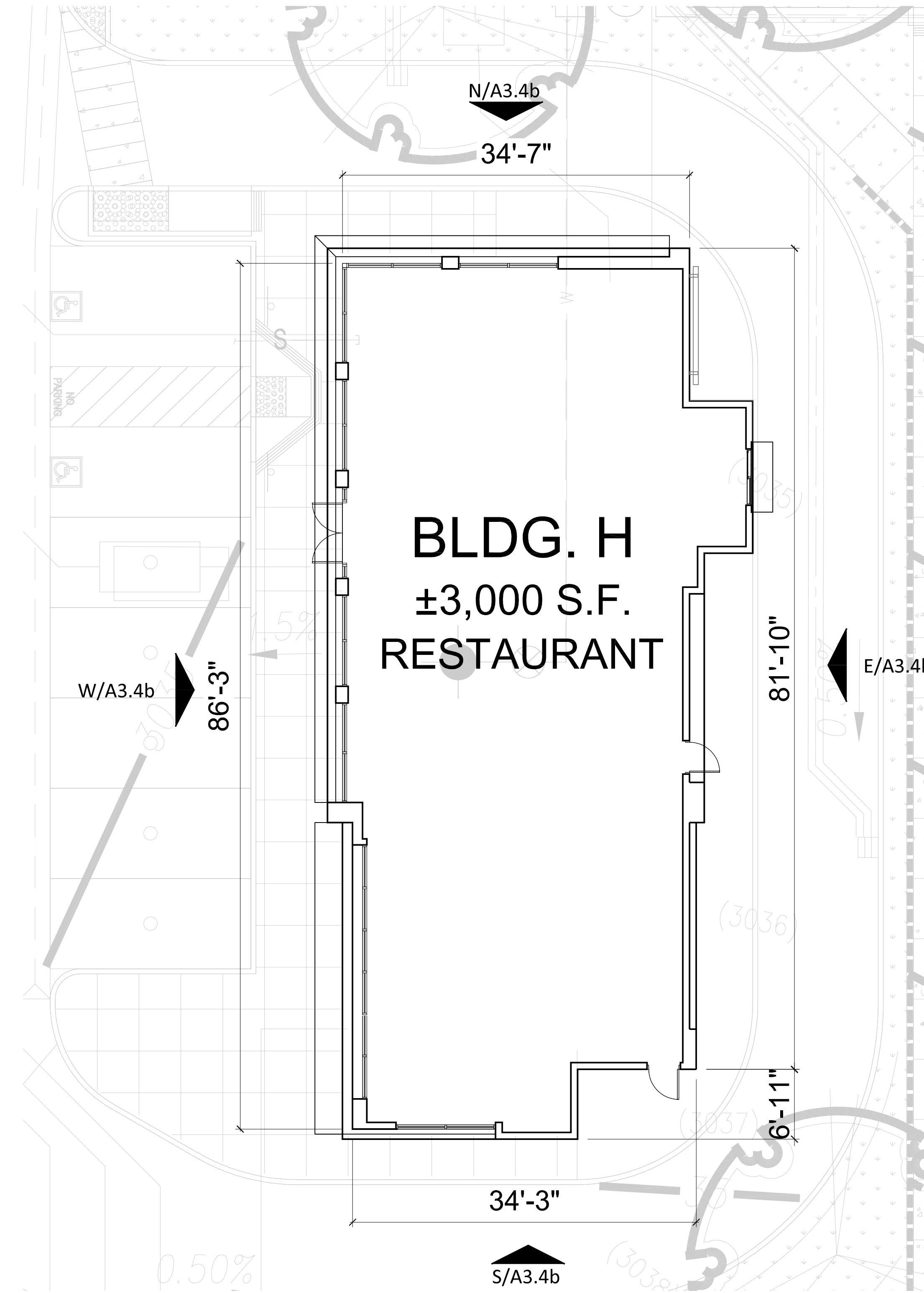
**S** EXTERIOR ELEVATION- SOUTH  
3/16" = 1'-0"



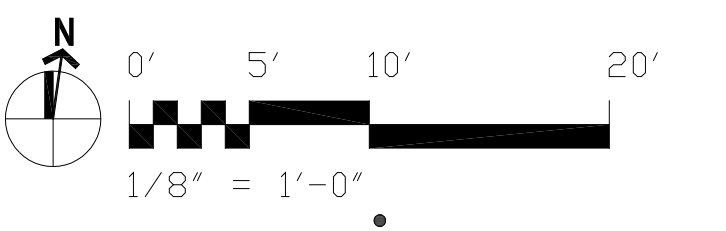
**EXTERIOR ELEVATIONS- BLDG F A3.3b**



2 ROOF PLAN- BLDG H  
1/8" = 1'-0"



1 FLOOR PLAN- BLDG H  
1/8" = 1'-0"




ENLARGED FLOOR PLAN- BLDG H A3.4a

**EXTERIOR MATERIAL LEGEND**

MATERIAL	FINISH
STN-#	STONE VENEER SIDING
FCS-#	FIBER CEMENT SIDING
C-#	CANOPY
CL-#	RANSREEN GLAZING
MT-#	METAL PANELS
PL-#	EXTERIOR CEMENT PLASTER
CN-#	CONCRETE

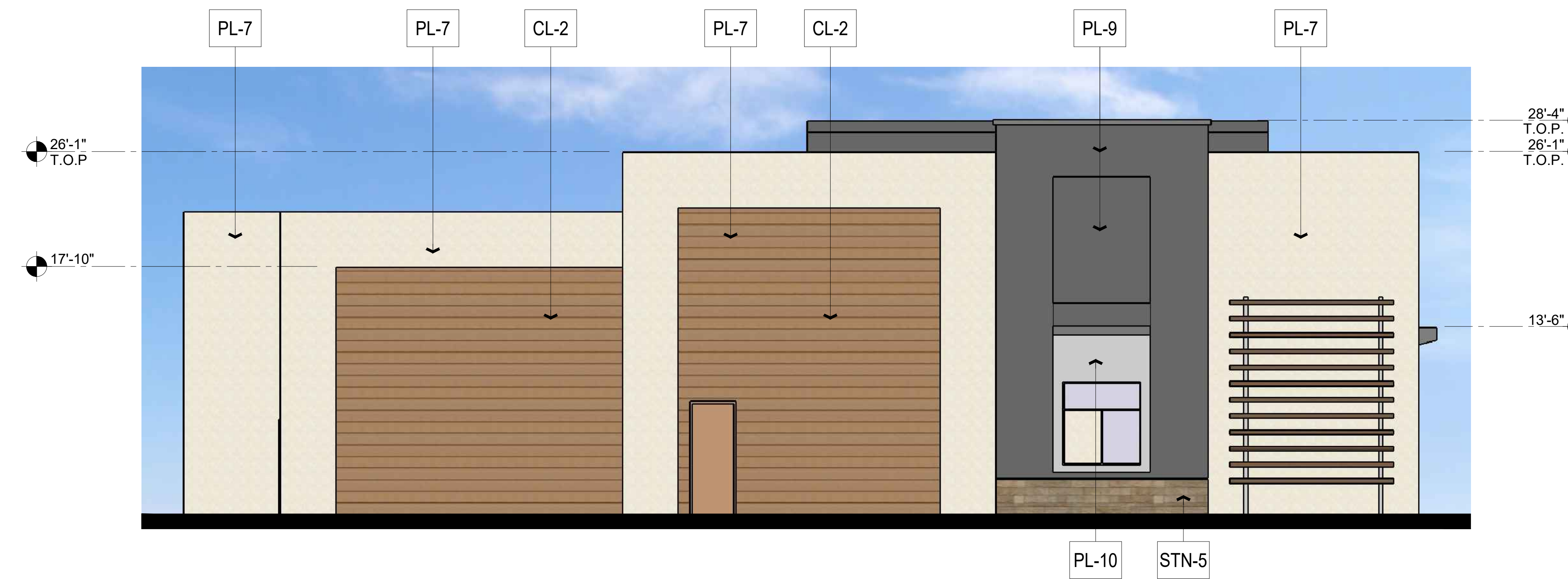
  

1. BUECHEL STONE-TDB	2. BUECHEL STONE-SILVERDALE STONE PANELS	3. EL DORADO STONE-TDB	4. EL DORADO STONE-TDB	5. EL DORADO STONE-TDB
1. EQUITONE - PICTURA P641	2. EQUITONE - LINEA LTD	3. EQUITONE - PICTURA PW841	4. EQUITONE - LINEA LTD	5. EQUITONE - PICTURA TDB
1. METAL CANOPY, SW-COLOR TBD	2. METAL CANOPY, SW-COLOR TBD	3. METAL CANOPY, SW-COLOR TBD	4. METAL CANOPY, SW-COLOR TBD	5. METAL CANOPY, SW-COLOR TBD
6. METAL CANOPY, SW-COLOR TBD	7. METAL CANOPY, SW-COLOR TBD	8. METAL CANOPY, SW-COLOR TBD		
1. FUNDERMAX- MAX COMPACT EXT. NT, TDB	2. FUNDERMAX- MAX COMPACT EXT. NT, ENIGMA 0623	3. FUNDERMAX- MAX COMPACT EXT. NT, 0080	4. FUNDERMAX- MAX COMPACT EXT. NT, TDB	5. FUNDERMAX- MAX COMPACT EXT. NT, AF BLACK 0159
6. FUNDERMAX- MAX COMPACT EXT. NT, SAFFRON 0736	7. FUNDERMAX- MAX COMPACT EXT. NT, CHARCOAL + GLITTER 0077G	8. FUNDERMAX- MAX COMPACT EXT. NT, UNICOLOR (AUTHENTIC) #0499		
1. BRAKE METAL PANEL	2. BRAKE METAL PANEL	3. BRAKE METAL PANEL	4. TDB	5. CORRUGATED METAL
6. MECHANICAL SCREEN WHITE				
1. SHERWIN WILLIAMS- COLOR TBD	2. SHERWIN WILLIAMS- COLOR TBD	3. SHERWIN WILLIAMS- COLOR TBD	4. SHERWIN WILLIAMS- COLOR TBD	5. SHERWIN WILLIAMS- COLOR TBD
6. SHERWIN WILLIAMS- COLOR TBD	7. SHERWIN WILLIAMS- COLOR TBD	8. SHERWIN WILLIAMS- COLOR TBD	9. SHERWIN WILLIAMS- COLOR TBD	10. SHERWIN WILLIAMS- COLOR TBD
11. SHERWIN WILLIAMS- COLOR TBD	12. SHERWIN WILLIAMS- COLOR TBD			
1. CONCRETE WALL FINISH, TDB				



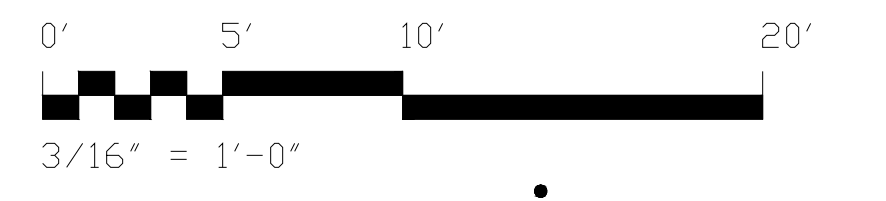
**W** EXTERIOR ELEVATION- WEST  
3/16" = 1'-0"

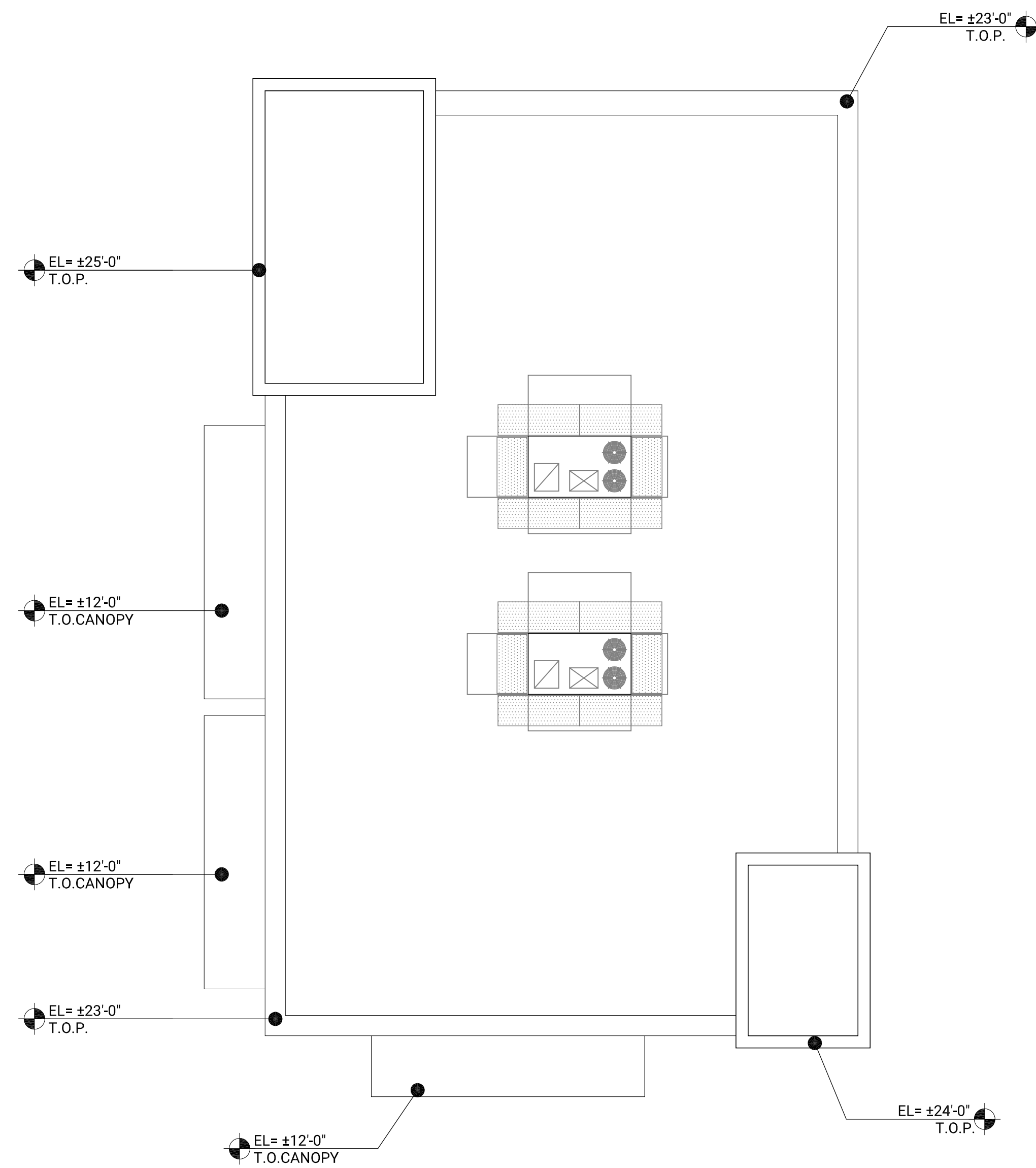
**N** EXTERIOR ELEVATION- NORTH  
3/16" = 1'-0"



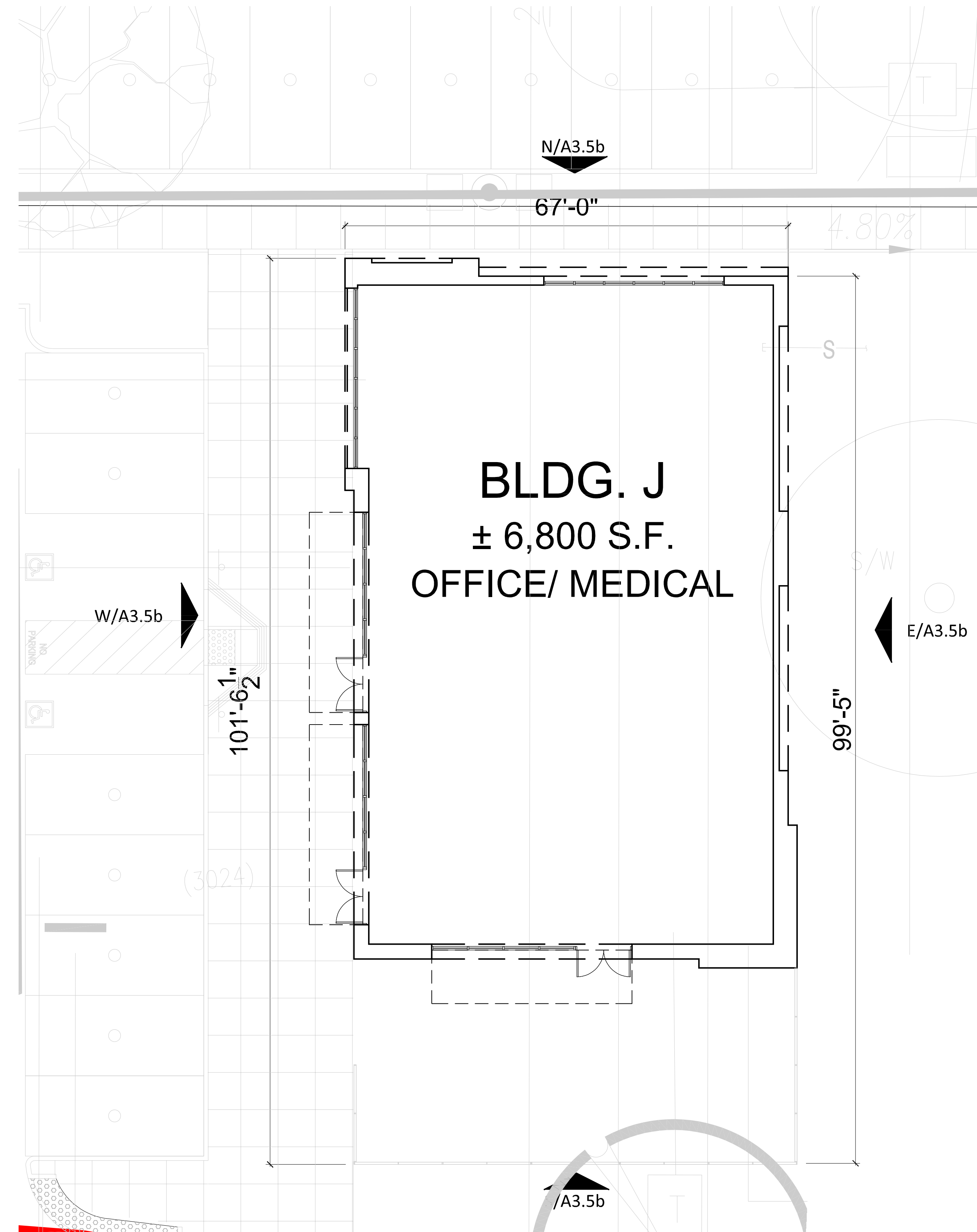
**E** EXTERIOR ELEVATION- EAST  
3/16" = 1'-0"

**S** EXTERIOR ELEVATION- SOUTH  
3/16" = 1'-0"

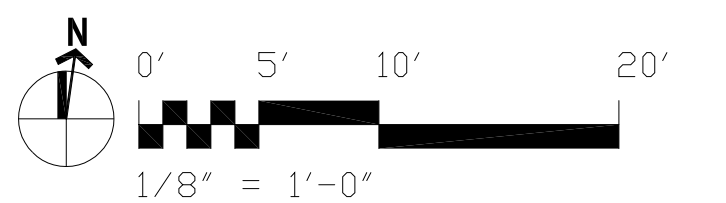




2 ROOF PLAN- BLDG J  
1/8" = 1'-0"



1 FLOOR PLAN- BLDG J  
1/8" = 1'-0"




ENLARGED FLOOR PLAN- BLDG J A3.5a

**EXTERIOR MATERIAL LEGEND**

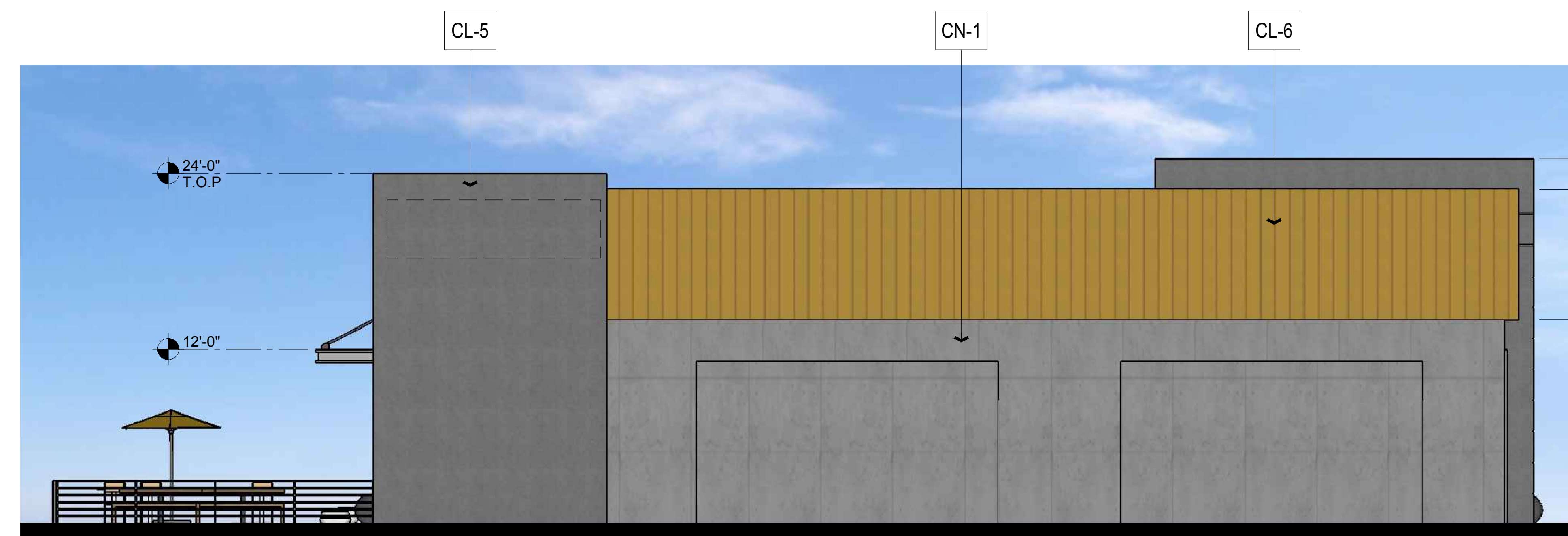
MATERIAL	FINISH
STN-# STONE VENEER SIDING	1. BUECHEL STONE- TBD 2. BUECHEL STONE- SILVERDALE STONE PANELS 3. EL DORADO STONE-TDB 4. EL DORADO STONE-TDB 5. EL DORADO STONE-TDB
FCS-# FIBER CEMENT SIDING	1. EQUITONE - PICTURA PA41 2. EQUITONE - LINEA LT20 3. EQUITONE - PICTURA PW841 4. EQUITONE - LINEA LT20 5. EQUITONE - PICTURA T8D
C-# CANOPY	1. METAL CANOPY, SW-COLOR TBD 2. METAL CANOPY, SW-COLOR TBD 3. METAL CANOPY, SW-COLOR TBD 4. METAL CANOPY, SW-COLOR TBD 5. METAL CANOPY, SW-COLOR TBD 6. METAL CANOPY, SW-COLOR TBD 7. METAL CANOPY, SW-COLOR TBD 8. METAL CANOPY, SW-COLOR TBD
CL-# RAINSCREEN CLADDING	1. FUNDERMAX- MAX COMPACT EXT. NT, TBD 2. FUNDERMAX- MAX COMPACT EXT. NT, ENHMA 0923 3. FUNDERMAX- MAX COMPACT EXT. NT, 008D 4. FUNDERMAX- MAX COMPACT EXT. NT, TBD 5. FUNDERMAX- MAX COMPACT EXT. NT, AF BLACK 0159 6. FUNDERMAX- MAX COMPACT EXT. NT, SAFFRON 0736 7. FUNDERMAX- MAX COMPACT EXT. NT, CHARCOAL-GLITTER 0977G 8. FUNDERMAX- MAX COMPACT EXT. NT, UNICOLOR (AUTHENTIC) #0499
MT-# METAL PANELS	1. BRAKE METAL PANEL 2. BRAKE METAL PANEL 3. BRAKE METAL PANEL 4. TBD 5. CORRUGATED METAL 6. MECHANICAL SCREEN WHITE
PL-# EXTERIOR CEMENT PLASTER	1. SHERWIN WILLIAMS- COLOR TBD 2. SHERWIN WILLIAMS- COLOR TBD 3. SHERWIN WILLIAMS- COLOR TBD 4. SHERWIN WILLIAMS- COLOR TBD 5. SHERWIN WILLIAMS- COLOR TBD 6. SHERWIN WILLIAMS- COLOR TBD 7. SHERWIN WILLIAMS- COLOR TBD 8. SHERWIN WILLIAMS- COLOR TBD 9. SHERWIN WILLIAMS- COLOR TBD 10. SHERWIN WILLIAMS- COLOR TBD 11. SHERWIN WILLIAMS- COLOR TBD 12. SHERWIN WILLIAMS- COLOR TBD
CN-# CONCRETE	1. CONCRETE WALL FINISH, TBD




**W EXTERIOR ELEVATION- WEST**  
3/16" = 1'-0"



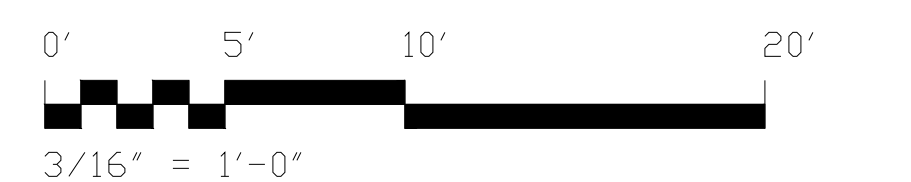
**N EXTERIOR ELEVATION- NORTH**  
3/16" = 1'-0"



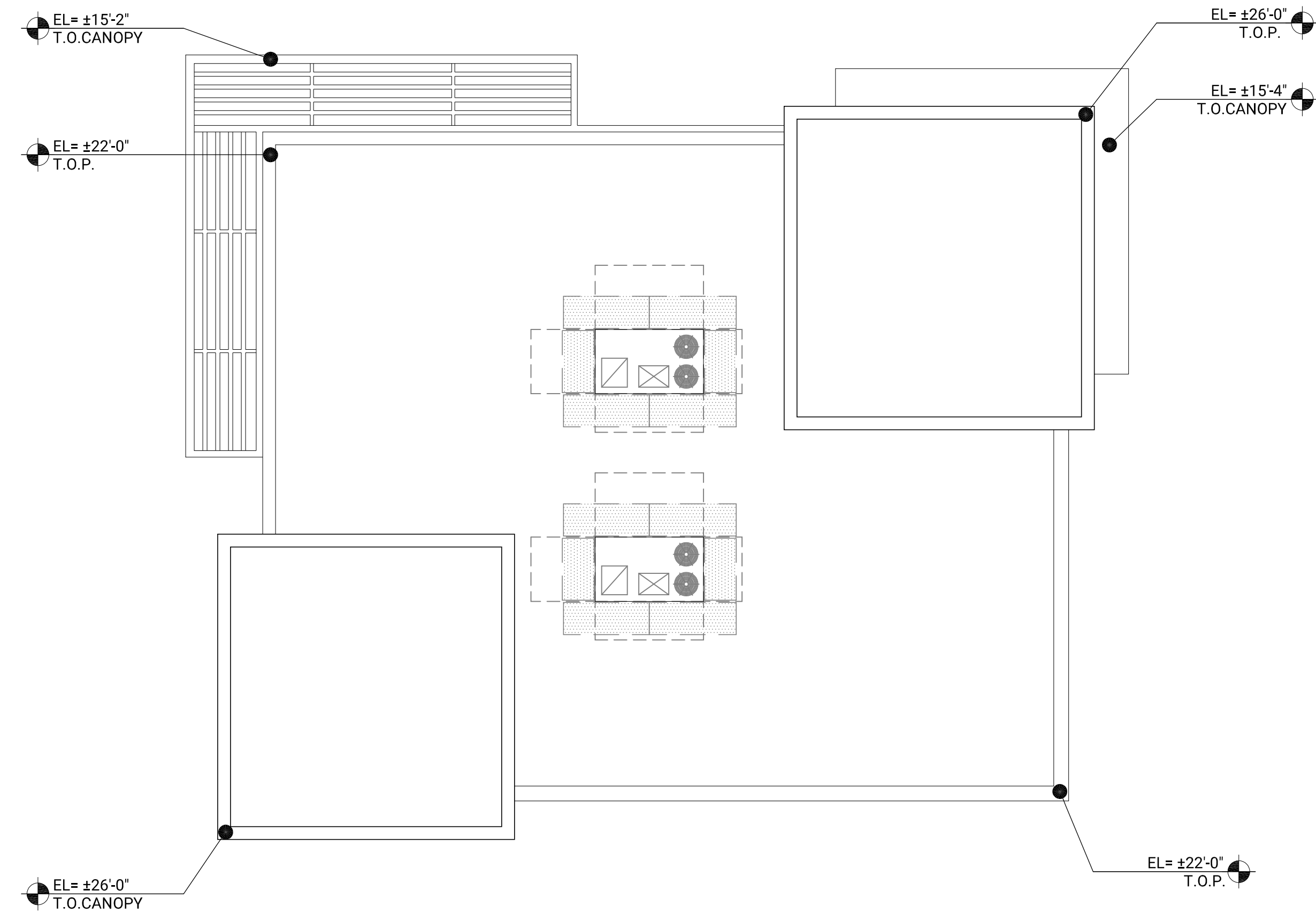
**E EXTERIOR ELEVATION- EAST**  
3/16" = 1'-0"



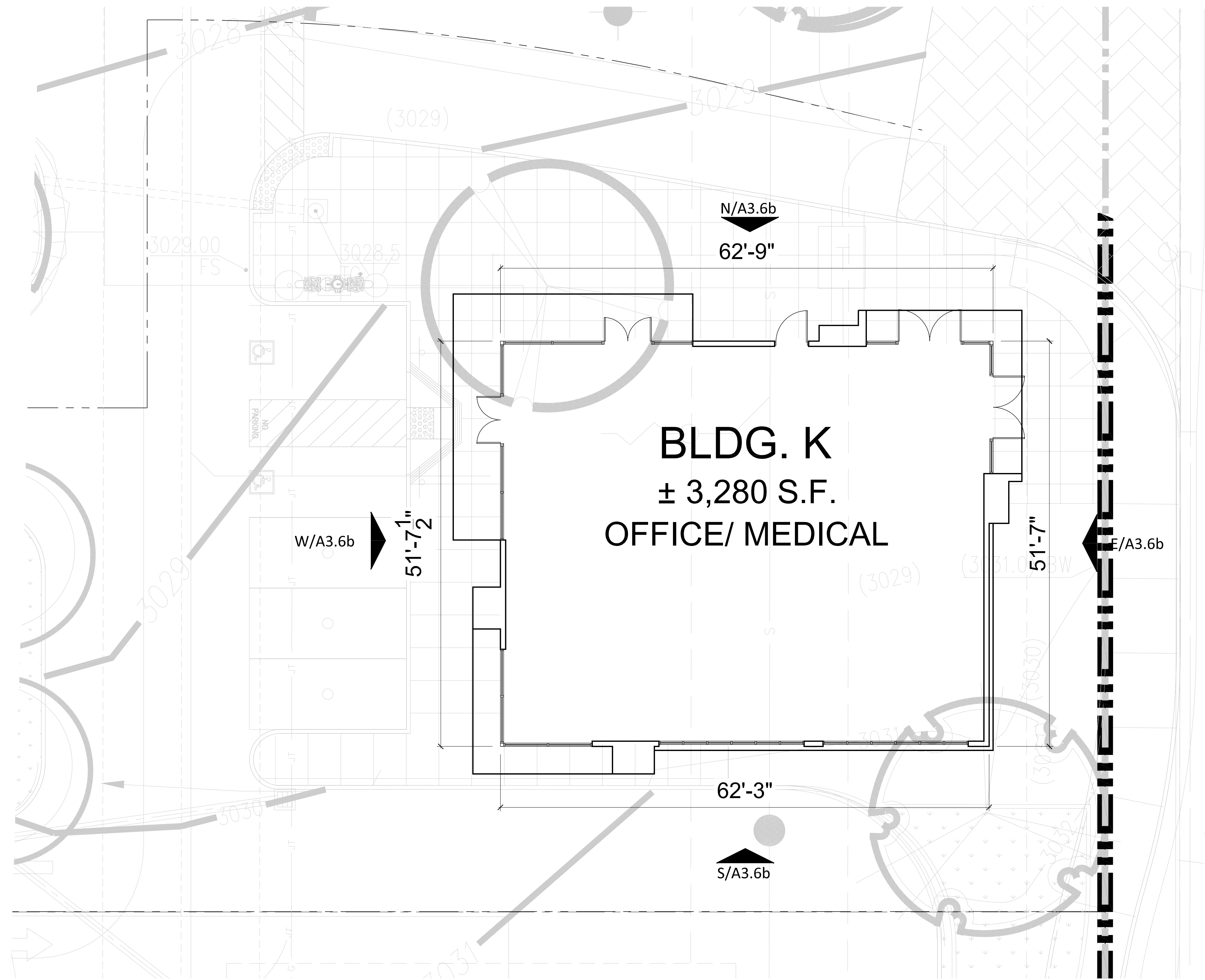
**S EXTERIOR ELEVATION- SOUTH**  
3/16" = 1'-0"



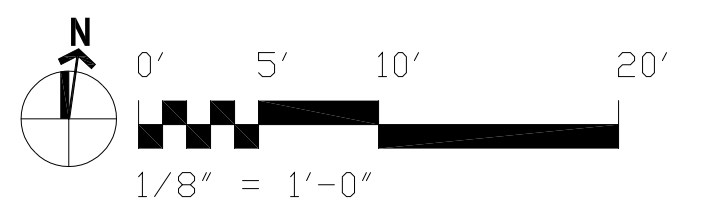
**EXTERIOR ELEVATIONS- BLDG J A3.5b**



2 ROOF PLAN- BLDG K  
1/8" = 1'-0"



1 FLOOR PLAN- BLDG K  
1/8" = 1'-0"



ENLARGED FLOOR PLAN- BLDG K A3.6a



**EXTERIOR MATERIAL LEGEND**

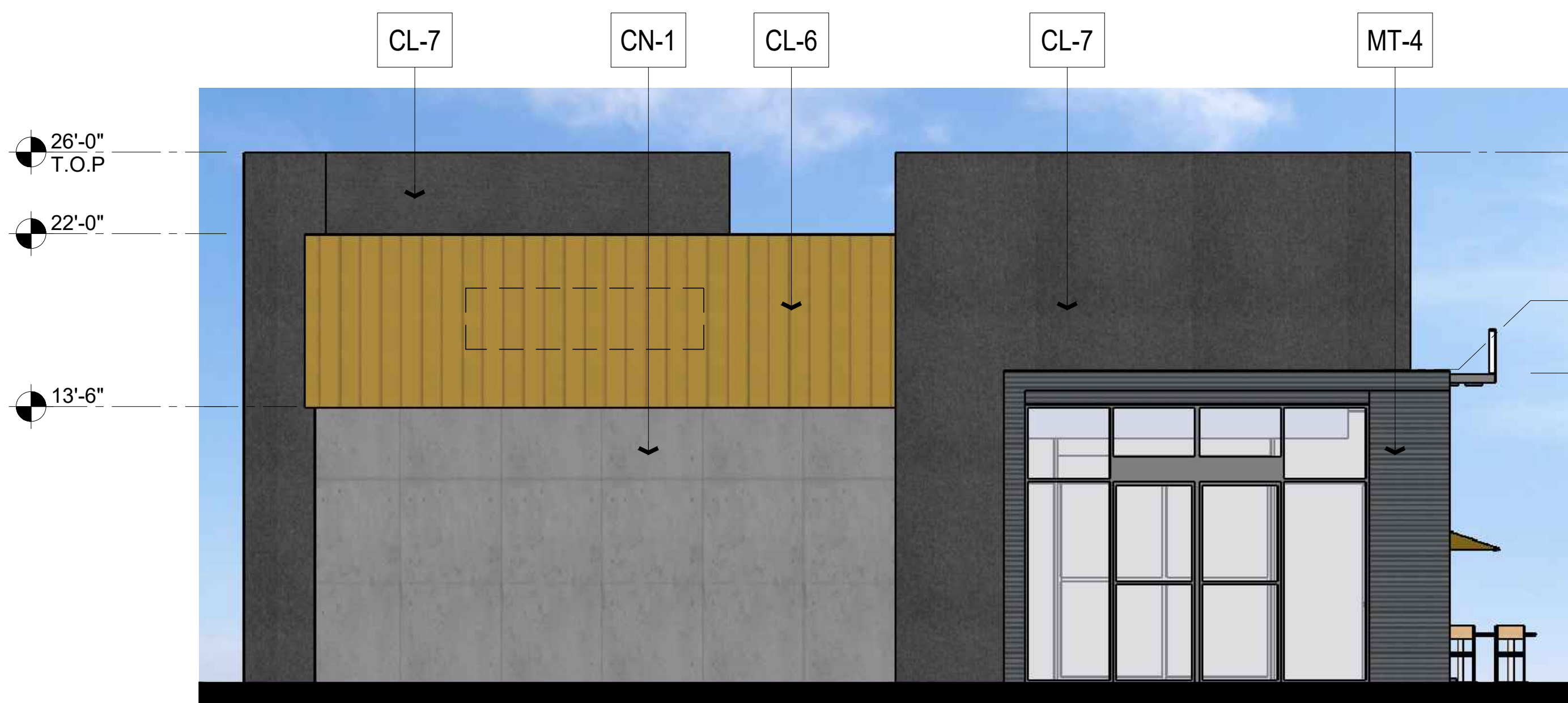
MATERIAL	FINISH
STN-# STONE VENEER SIDING	1. BUECHEL STONE-TDB 2. BUECHEL STONE-SILVERDALE STONE PANELS 3. EL DORADO STONE-TDB 4. EL DORADO STONE-TDB 5. EL DORADO STONE-TDB
FCS-# FIBER CEMENT SIDING	1. EQUITONE - PICTURA PA641 2. EQUITONE - LINEAL LTD 3. EQUITONE - PICTURA PW841 4. EQUITONE - LINEAL LTD 5. EQUITONE - PICTURA TBD
C-# CANOPY	1. METAL CANOPY, SW-COLOR TBD 2. METAL CANOPY, SW-COLOR TBD 3. METAL CANOPY, SW-COLOR TBD 4. METAL CANOPY, SW-COLOR TBD 5. METAL CANOPY, SW-COLOR TBD 6. METAL CANOPY, SW-COLOR TBD 7. METAL CANOPY, SW-COLOR TBD 8. METAL CANOPY, SW-COLOR TBD
CL-# RAINSCREEN CLADDING	1. FUNDERMAX- MAX COMPACT EXT. NT, TDB 2. FUNDERMAX- MAX COMPACT EXT. NT, ENIGMA 0923 3. FUNDERMAX- MAX COMPACT EXT. NT, D080 4. FUNDERMAX- MAX COMPACT EXT. NT, TDB 5. FUNDERMAX- MAX COMPACT EXT. NT, AF BLACK 0159 6. FUNDERMAX- MAX COMPACT EXT. NT, SAFFRON 0706 7. FUNDERMAX- MAX COMPACT EXT. NT, CHARCOAL + GLITTER 08776 8. FUNDERMAX- MAX COMPACT EXT. NT, LINI-COLOR (AUTHENTIC) #0499
MT-# METAL PANELS	1. BRAKE METAL PANEL 2. BRAKE METAL PANEL 3. BRAKE METAL PANEL 4. TDB 5. CORRUGATED METAL 6. MECHANICAL SCREEN, WHITE
PL-# EXTERIOR CEMENT PLASTER	1. SHERWIN WILLIAMS- COLOR TBD 2. SHERWIN WILLIAMS- COLOR TBD 3. SHERWIN WILLIAMS- COLOR TBD 4. SHERWIN WILLIAMS- COLOR TBD 5. SHERWIN WILLIAMS- COLOR TBD 6. SHERWIN WILLIAMS- COLOR TBD 7. SHERWIN WILLIAMS- COLOR TBD 8. SHERWIN WILLIAMS- COLOR TBD 9. SHERWIN WILLIAMS- COLOR TBD 10. SHERWIN WILLIAMS- COLOR TBD 11. SHERWIN WILLIAMS- COLOR TBD 12. SHERWIN WILLIAMS- COLOR TBD
CN-# CONCRETE	1. CONCRETE WALL FINISH, TBD



**W EXTERIOR ELEVATION- WEST**  
3/16" = 1'-0"



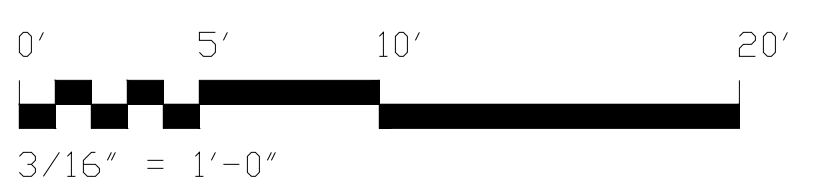
**N EXTERIOR ELEVATION- NORTH**  
3/16" = 1'-0"



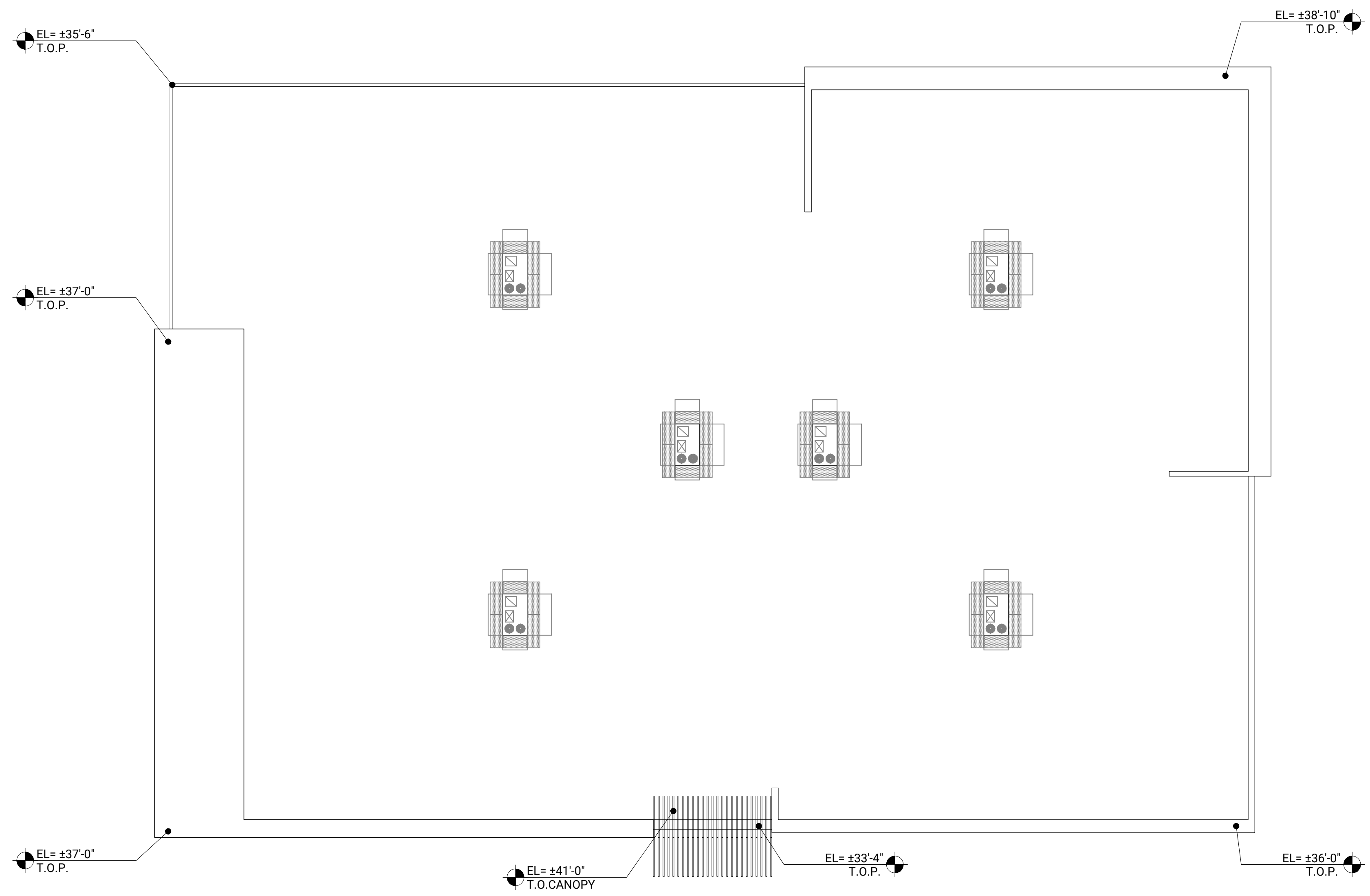
**E EXTERIOR ELEVATION- EAST**  
3/16" = 1'-0"



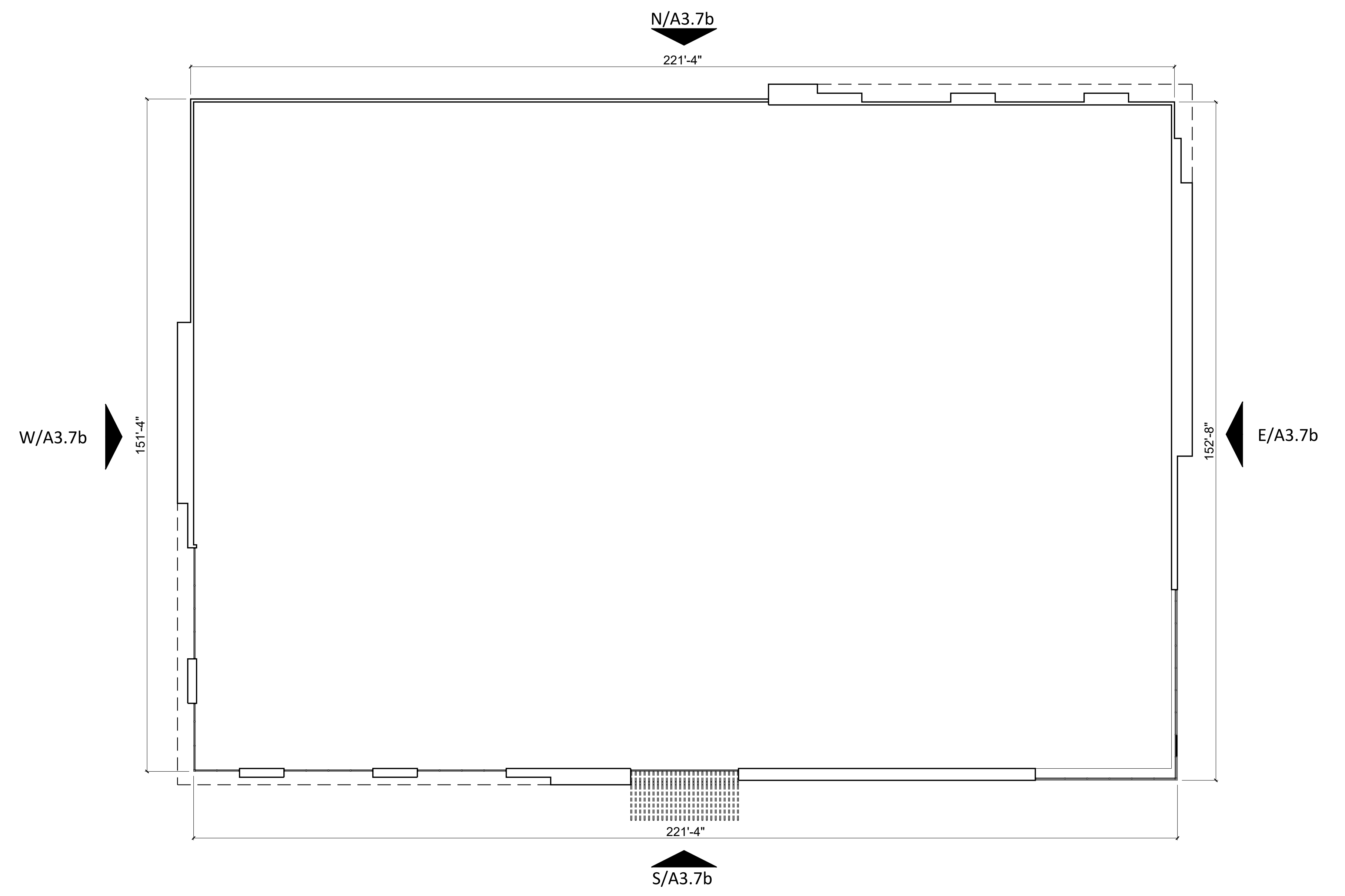
**S EXTERIOR ELEVATION- SOUTH**  
3/16" = 1'-0"



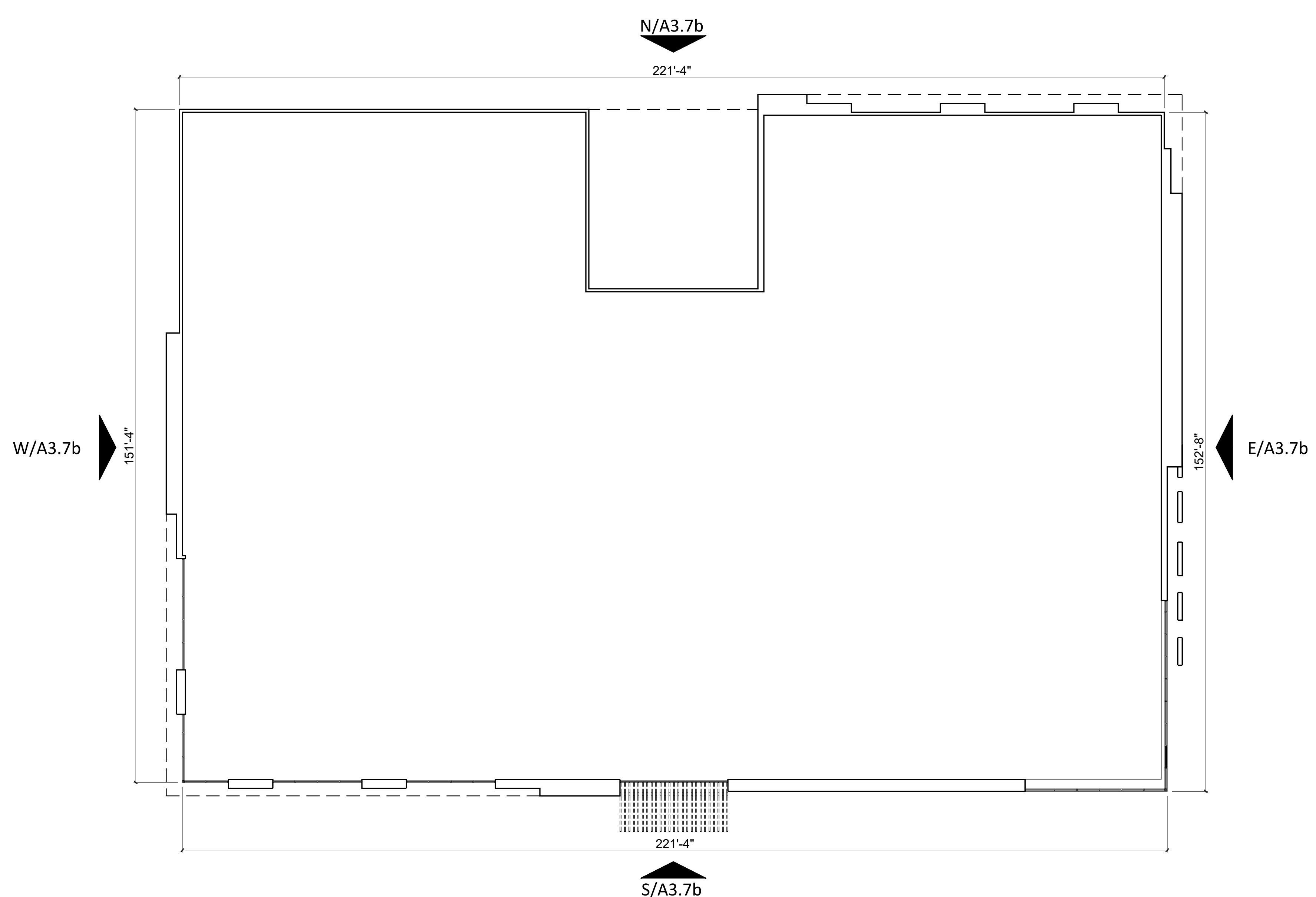
**EXTERIOR ELEVATIONS- BLDG K A3.6b**



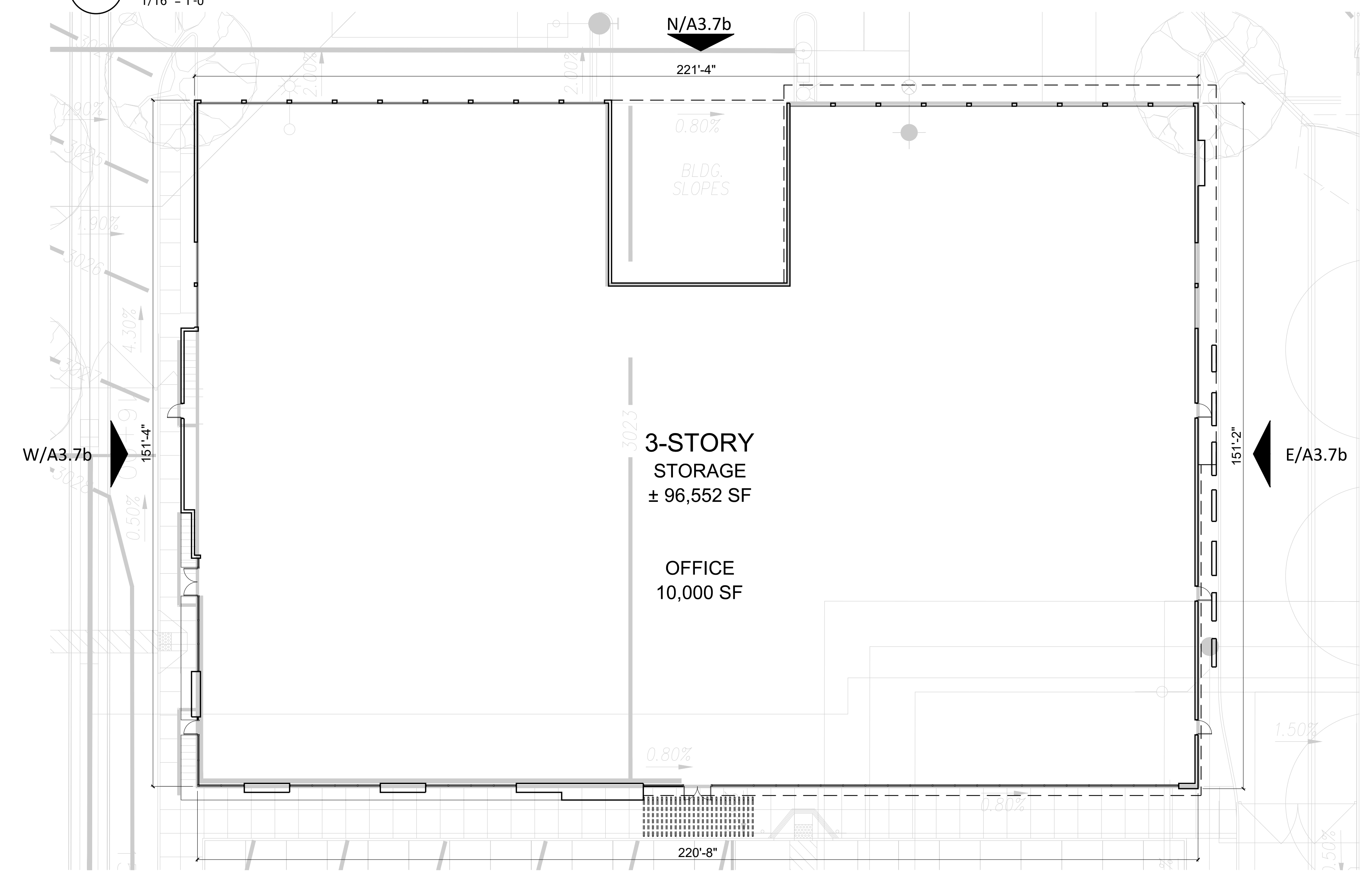
4 ROOF PLAN- STORAGE 3 STORY  
1/16" = 1'-0"



3 FLOOR PLAN- STORAGE 3 STORY- 3RD FLOOR  
1/16" = 1'-0"



2 FLOOR PLAN- STORAGE 3 STORY- 2ND FLOOR  
1/16" = 1'-0"



1 FLOOR PLAN- STORAGE 3 STORY- GROUND FLOOR  
1/16" = 1'-0"

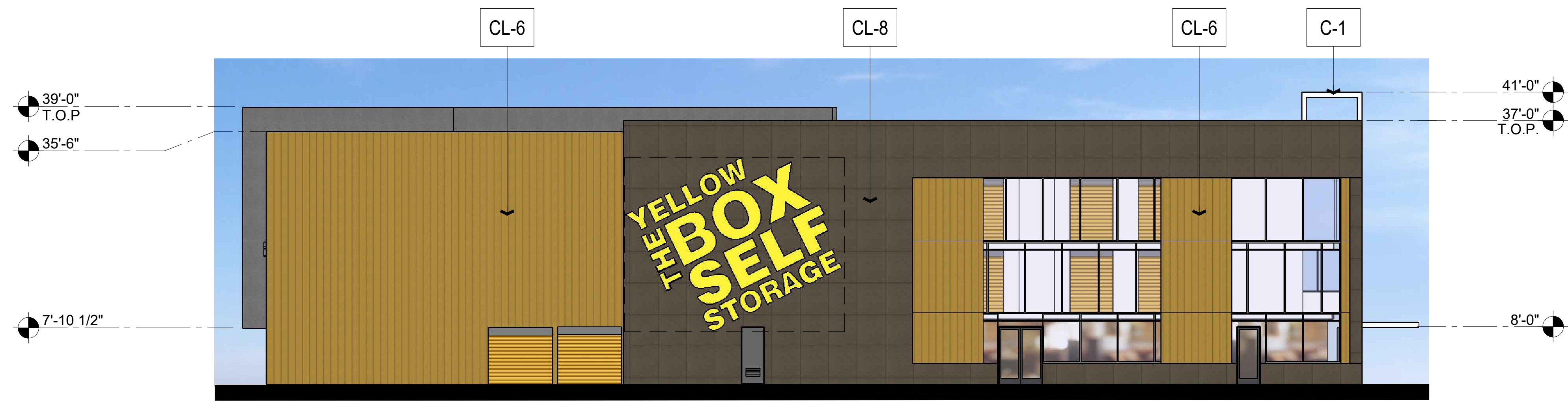
ENLARGED FLOOR PLAN- STORAGE 3 STORY A3.7a

**EXTERIOR MATERIAL LEGEND**

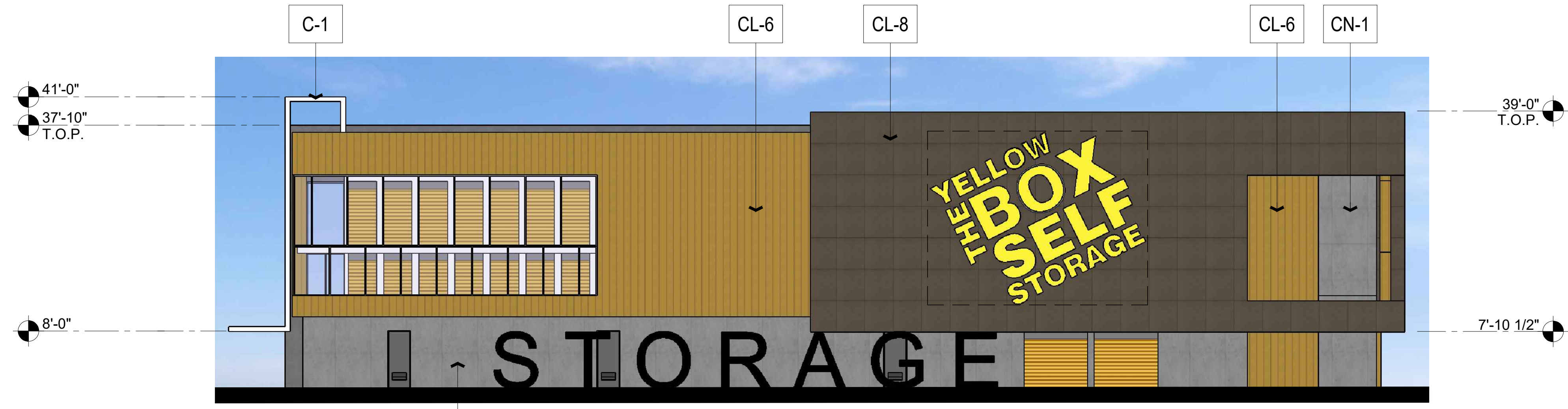
MATERIAL	FINISH
STN-#	STONE VENEER SIDING
FCS-#	FIBER CEMENT SIDING
C-#	CANOPY
CL-#	RAINSCREEN GLAZING
MT-#	METAL PANELS
PL-#	EXTERIOR CEMENT PLASTER
CN-#	CONCRETE

1. BUECHEL STONE- TBD	2. BUECHEL STONE- SILVERDALE STONE PANELS
3. EL DORADO STONE- TBD	4. EL DORADO STONE- TBD
5. EL DORADO STONE- TBD	6. EL DORADO STONE- TBD
1. EQUITONE - PICTURA PA641	2. EQUITONE - LINEA LT20
3. EQUITONE - PICTURA PW841	4. EQUITONE - LINEA LT20
5. EQUITONE - PICTURA T20	
1. METAL CANOPY, SW- COLOR TBD	2. METAL CANOPY, SW- COLOR TBD
3. METAL CANOPY, SW- COLOR TBD	4. METAL CANOPY, SW- COLOR TBD
5. METAL CANOPY, SW- COLOR TBD	6. METAL CANOPY, SW- COLOR TBD
7. METAL CANOPY, SW- COLOR TBD	8. METAL CANOPY, SW- COLOR TBD
1. FUNDERMAX- MAX COMPACT EXT. NT, TBD	2. FUNDERMAX- MAX COMPACT EXT. NT, ENIGMA 0923
3. FUNDERMAX- MAX COMPACT EXT. NT, 0080	4. FUNDERMAX- MAX COMPACT EXT. NT, TBD
5. FUNDERMAX- MAX COMPACT EXT. NT, AF BLACK 0159	6. FUNDERMAX- MAX COMPACT EXT. NT, SAFFRON 0196
7. FUNDERMAX- MAX COMPACT EXT. NT, CHARCOAL + GLITTER 0077G	8. FUNDERMAX- MAX COMPACT EXT. NT, UNICOLOR (AUTHENTIC) #0499
1. BRAKE METAL PANEL	2. BRAKE METAL PANEL
3. BRAKE METAL PANEL	4. TBD
5. CORRUGATED METAL	6. MECHANICAL SCREEN, WHITE
1. SHERWIN WILLIAMS- COLOR TBD	2. SHERWIN WILLIAMS- COLOR TBD
3. SHERWIN WILLIAMS- COLOR TBD	4. SHERWIN WILLIAMS- COLOR TBD
5. SHERWIN WILLIAMS- COLOR TBD	6. SHERWIN WILLIAMS- COLOR TBD
7. SHERWIN WILLIAMS- COLOR TBD	8. SHERWIN WILLIAMS- COLOR TBD
9. SHERWIN WILLIAMS- COLOR TBD	10. SHERWIN WILLIAMS- COLOR TBD
11. SHERWIN WILLIAMS- COLOR TBD	12. SHERWIN WILLIAMS- COLOR TBD
1. CONCRETE WALL FINISH, TBD	




**W EXTERIOR ELEVATION- WEST**  
3/32" = 1'-0"



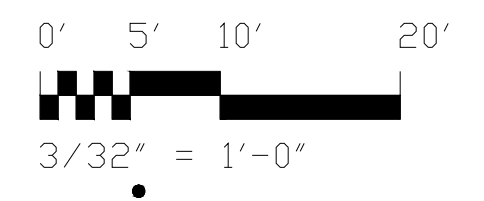
**E EXTERIOR ELEVATION- EAST**  
3/32" = 1'-0"



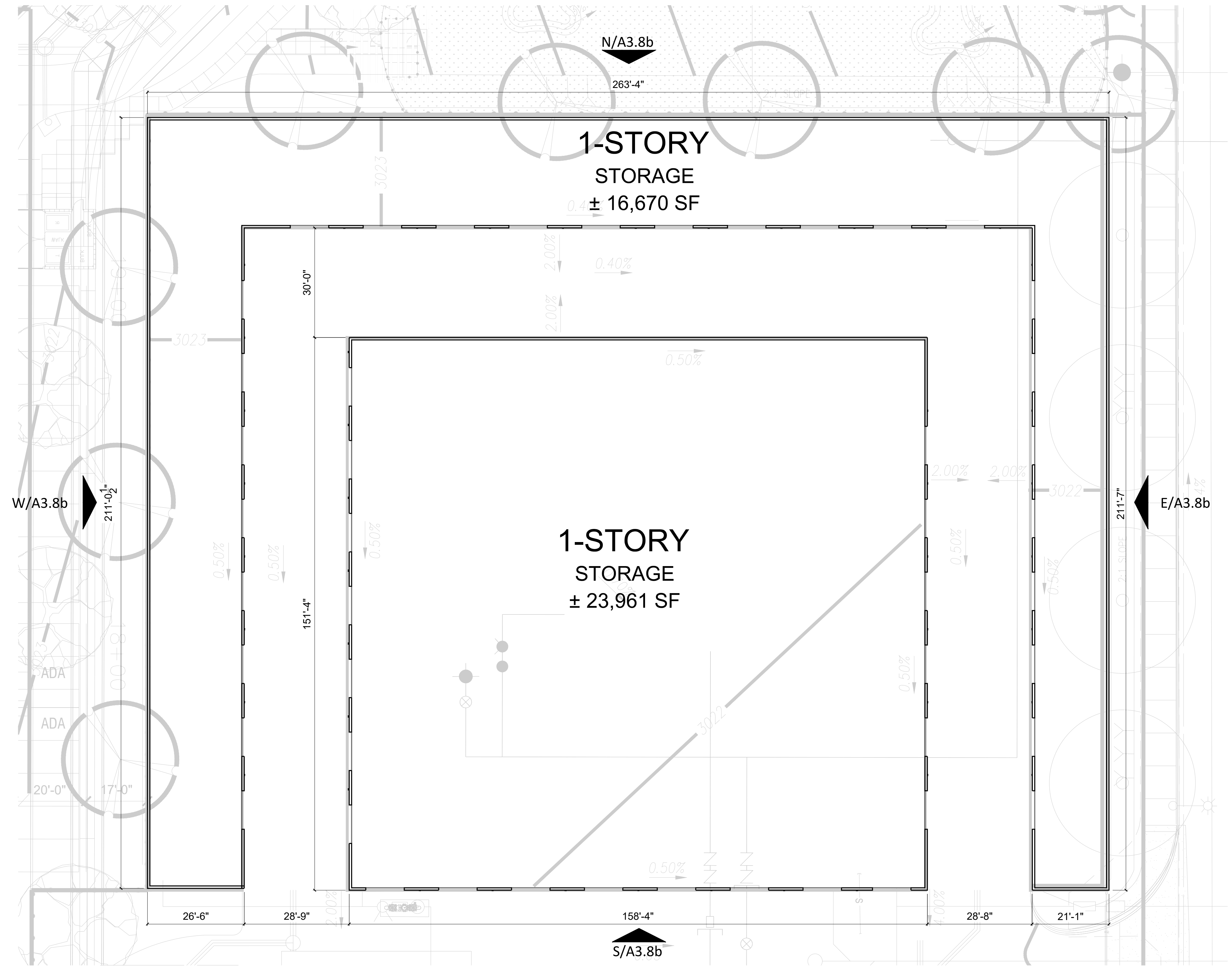
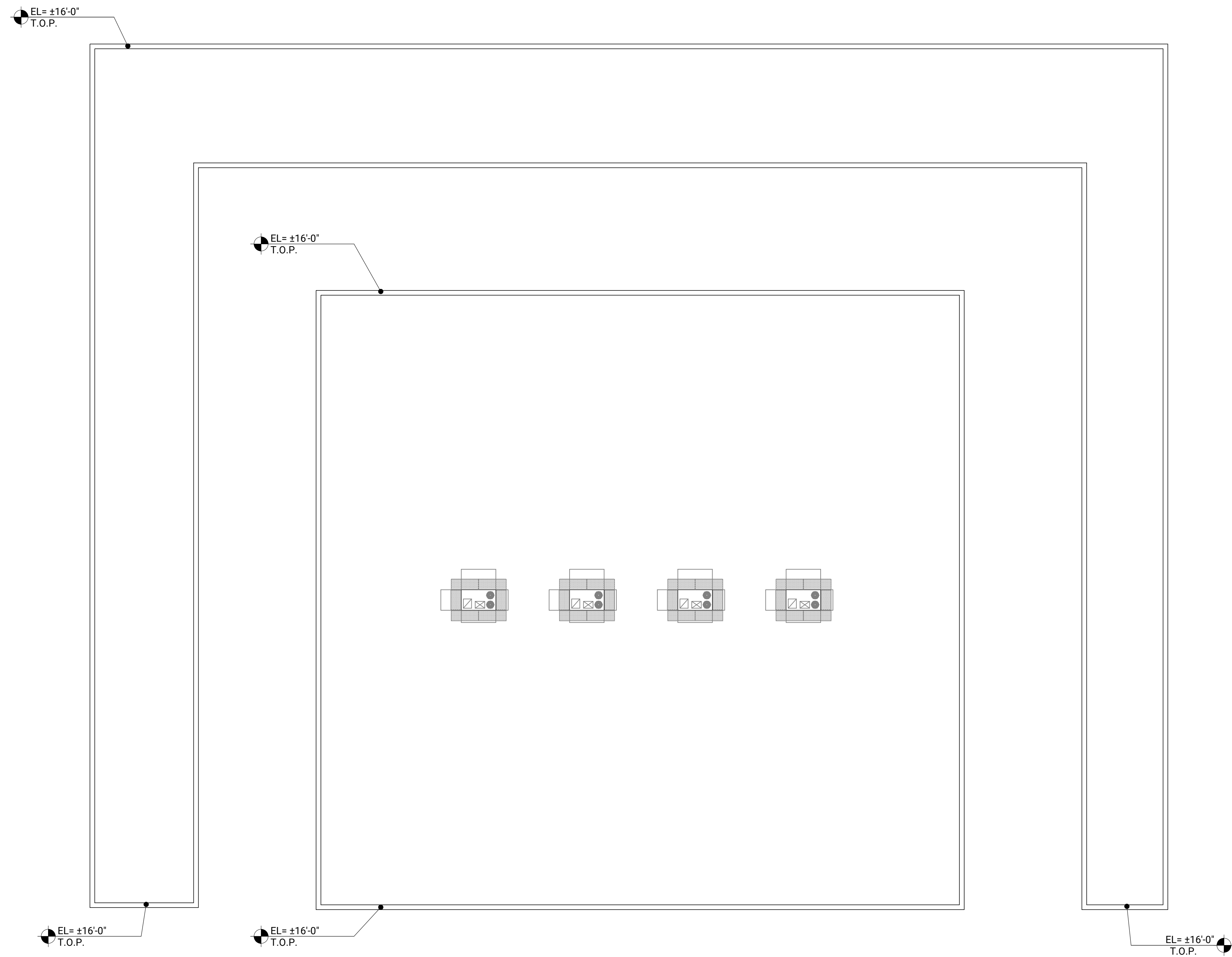
**N EXTERIOR ELEVATION- NORTH**  
3/32" = 1'-0"



**S EXTERIOR ELEVATION- SOUTH**  
3/32" = 1'-0"

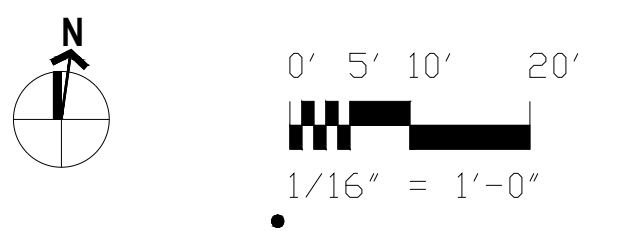


**EXTERIOR ELEVATIONS- 3 STORY STORAGE A3.7b**



2 ROOF PLAN- STORAGE 1 STORY  
1/16" = 1'-0"


1 FLOOR PLAN- STORAGE 1 STORY  
1/16" = 1'-0"




ENLARGED FLOOR PLAN- STORAGE 1 STORY A3.8a

**EXTERIOR MATERIAL LEGEND**


MATERIAL	FINISH
STN-# STONE VENEER SIDING	1. BUECHEL STONE- TBD 2. BUECHEL STONE- SILVERDALE STONE PANELS 3. EL DORADO STONE-TDB 4. EL DORADO STONE-TDB 5. EL DORADO STONE-TDB
FCS-# FIBER CEMENT SIDING	1. EQUITONE - PICTURA PA041 2. EQUITONE - LINEA L120 3. EQUITONE - PICTURA PW041 4. EQUITONE - LINEA L120 5. EQUITONE - PICTURA TBD
C-# CANOPY	1. METAL CANOPY- SW- COLOR TBD 2. METAL CANOPY- SW- COLOR TBD 3. METAL CANOPY- SW- COLOR TBD 4. METAL CANOPY- SW- COLOR TBD 5. METAL CANOPY- SW- COLOR TBD 6. METAL CANOPY- SW- COLOR TBD 7. METAL CANOPY- SW- COLOR TBD 8. METAL CANOPY- SW- COLOR TBD
CL-# RAINSCREEN CLADDING	1. FUNDERMAX- MAX COMPACT EXT. NT. TBD 2. FUNDERMAX- MAX COMPACT EXT. NT. ENIGMA 0923 3. FUNDERMAX- MAX COMPACT EXT. NT. 0080 4. FUNDERMAX- MAX COMPACT EXT. NT. TBD 5. FUNDERMAX- MAX COMPACT EXT. NT. AF BLACK 0159 6. FUNDERMAX- MAX COMPACT EXT. NT. SAFFRON 0726 7. FUNDERMAX- MAX COMPACT EXT. NT. CHARCOAL + GLITTER 00776 8. FUNDERMAX- MAX COMPACT EXT. NT. UNI-COLOR (AUTHENTIC) #0499
MT-# METAL PANELS	1. BRAKE METAL PANEL 2. BRAKE METAL PANEL 3. BRAKE METAL PANEL 4. TBD 5. CORRUGATED METAL 6. MECHANICAL SCREEN, WHITE
PL-# EXTERIOR CEMENT PLASTER	1. SHERWIN WILLIAMS- COLOR TBD 2. SHERWIN WILLIAMS- COLOR TBD 3. SHERWIN WILLIAMS- COLOR TBD 4. SHERWIN WILLIAMS- COLOR TBD 5. SHERWIN WILLIAMS- COLOR TBD 6. SHERWIN WILLIAMS- COLOR TBD 7. SHERWIN WILLIAMS- COLOR TBD 8. SHERWIN WILLIAMS- COLOR TBD 9. SHERWIN WILLIAMS- COLOR TBD 10. SHERWIN WILLIAMS- COLOR TBD 11. SHERWIN WILLIAMS- COLOR TBD 12. SHERWIN WILLIAMS- COLOR TBD
CN-# CONCRETE	1. CONCRETE WALL FINISH, TBD



**W** EXTERIOR ELEVATION- WEST  
1/8" = 1'-0"



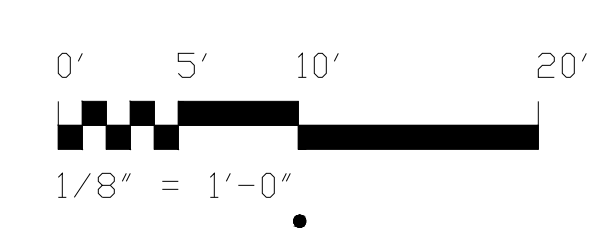
**E** EXTERIOR ELEVATION- EAST  
1/8" = 1'-0"



**N** EXTERIOR ELEVATION- NORTH  
1/8" = 1'-0"



**S** EXTERIOR ELEVATION- SOUTH  
1/8" = 1'-0"




**EXTERIOR ELEVATIONS- 1 STORY STORAGE A3.8b**

## METAL FINISH




MT-1 MT-2 MT-3 MT-4



MT-5 MT-6

## CONCRETE FINISH



CN-1

## STONE VENEER




STN-1 STN-2 STN-3 STN-4




STN-5 STN-6

## FIBER CEMENT SIDING



FCS-1 FCS-2 FCS-3 FCS-4




FCS-5

## CANOPY FINISH



C-1 C-2 C-3 C-4




C-5 C-6 C-7

## RAINSCREEN CLADDING



CL-1 CL-2 CL-3 CL-4




CL-5 CL-6 CL-7 CL-8


## PLASTER PAINT



PL-1 PL-2 PL-3 PL-4



PL-5 PL-6 PL-7 PL-8



PL-9 PL-10 PL-11 PL-12

## EXTERIOR MATERIAL LEGEND

MATERIAL	FINISH
STN-#	STONE VENEER SIDING
FCS-#	FIBER CEMENT SIDING
C-#	CANOPY
CL-#	RAINSCREEN CLADDING
MT-#	METAL PANELS
PL-#	EXTERIOR CEMENT PLASTER
CN-#	CONCRETE

- 1. BUECHEL STONE- TBD
- 2. BUECHEL STONE- SILVERDALE STONE PANELS
- 3. EL DORADO STONE-TDB
- 4. EL DORADO STONE-TDB
- 5. EL DORADO STONE-TDB

- 1. EQUITONE - PICTURA PA041
- 2. EQUITONE - LINEA LT60
- 3. EQUITONE - PICTURA PW841
- 4. EQUITONE - LINEA LT20
- 5. EQUITONE - PICTURA TBD

- 1. METAL CANOPY, SW- COLOR TBD
- 2. METAL CANOPY, SW- COLOR TBD
- 3. METAL CANOPY, SW- COLOR TBD
- 4. METAL CANOPY, SW- COLOR TBD
- 5. METAL CANOPY, SW- COLOR TBD
- 6. METAL CANOPY, SW- COLOR TBD
- 7. METAL CANOPY, SW- COLOR TBD
- 8. METAL CANOPY, SW- COLOR TBD

- 1. FUNDERMAX- MAX COMPACT EXT. NT, TBD
- 2. FUNDERMAX- MAX COMPACT EXT. NT, ENIGMA 0923
- 3. FUNDERMAX- MAX COMPACT EXT. NT, 0080
- 4. FUNDERMAX- MAX COMPACT EXT. NT, TBD
- 5. FUNDERMAX- MAX COMPACT EXT. NT, AF BLACK 0159
- 6. FUNDERMAX- MAX COMPACT EXT. NT, SAFFRON 0736
- 7. FUNDERMAX- MAX COMPACT EXT. NT, CHARCOAL + GLITTER 0077G
- 8. FUNDERMAX- MAX COMPACT EXT. NT, UNI-COLOR (AUTHENTIC) #0499

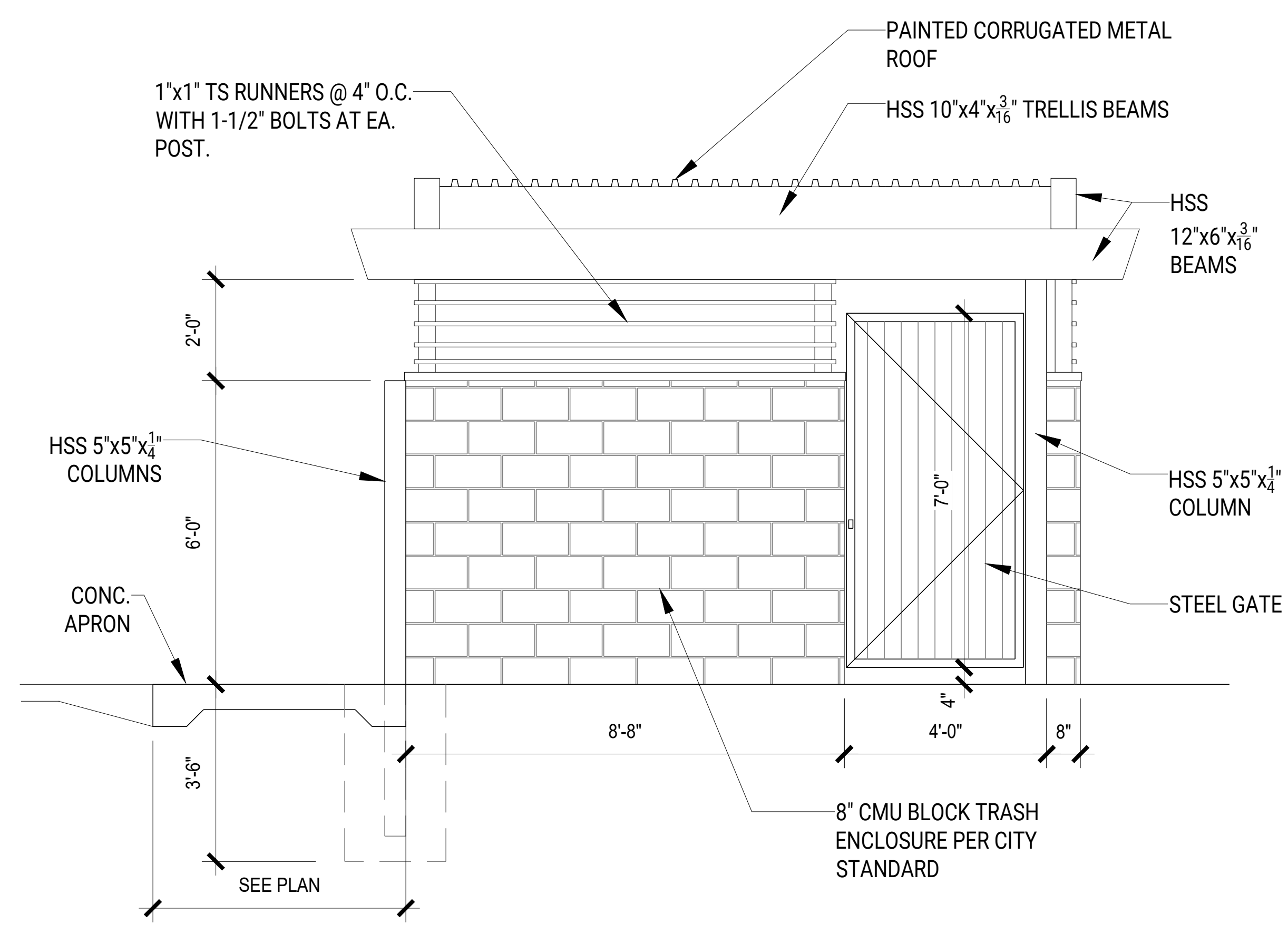
- 1. BRAKE METAL PANEL
- 2. BRAKE METAL PANEL
- 3. BRAKE METAL PANEL
- 4. TBD
- 5. CORRUGATED METAL
- 6. MECHANICAL SCREEN, WHITE

- 1. SHERWIN WILLIAMS- COLOR TBD
- 2. SHERWIN WILLIAMS- COLOR TBD
- 3. SHERWIN WILLIAMS- COLOR TBD
- 4. SHERWIN WILLIAMS- COLOR TBD
- 5. SHERWIN WILLIAMS- COLOR TBD
- 6. SHERWIN WILLIAMS- COLOR TBD
- 7. SHERWIN WILLIAMS- COLOR TBD
- 8. SHERWIN WILLIAMS- COLOR TBD
- 9. SHERWIN WILLIAMS- COLOR TBD
- 10. SHERWIN WILLIAMS- COLOR TBD
- 11. SHERWIN WILLIAMS- COLOR TBD
- 12. SHERWIN WILLIAMS- COLOR TBD

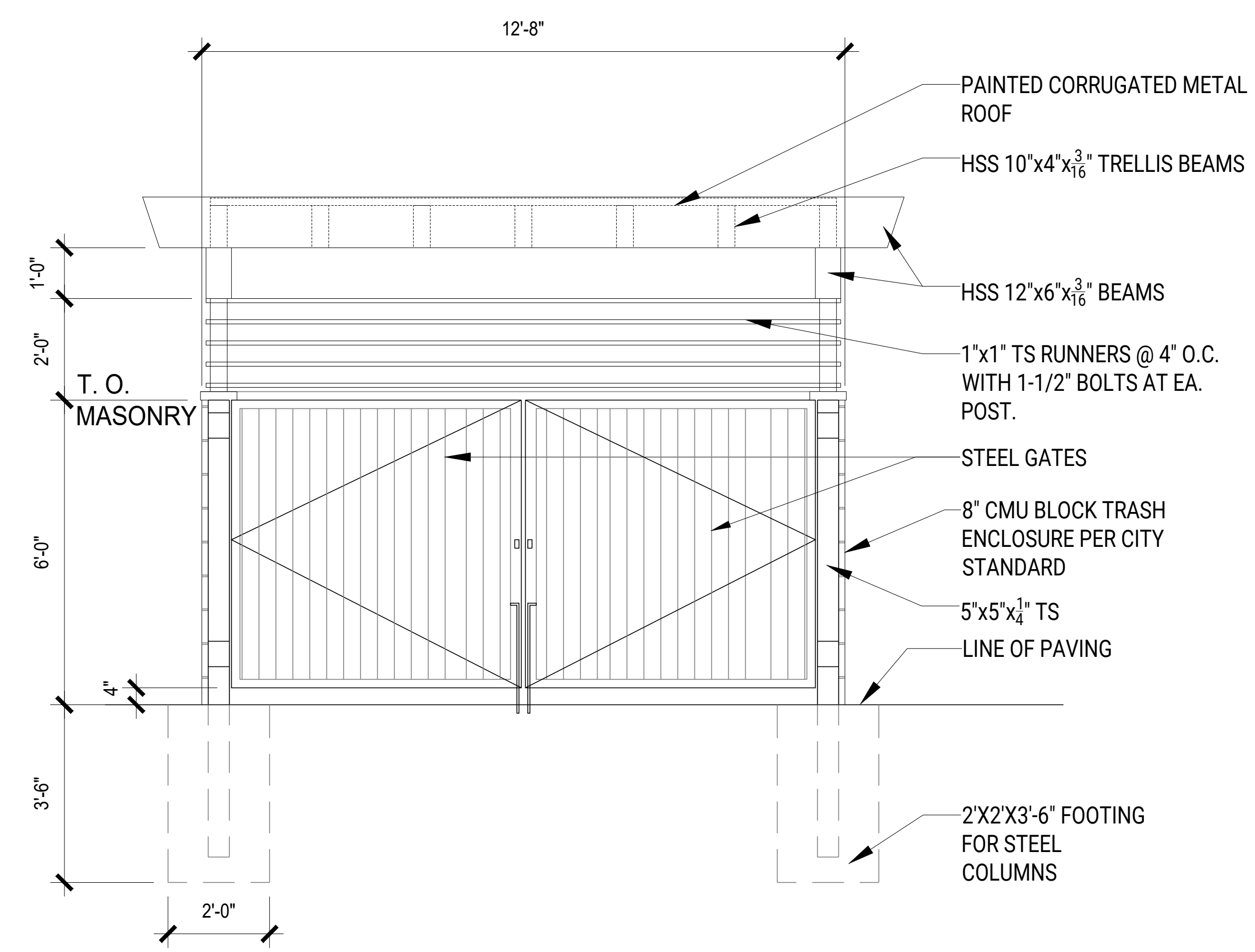
- 1. CONCRETE WALL FINISH, TBD

- CITY OF VICTORVILLE - TRASH ENCLOSURE NOTES**  
 DETAIL SHALL BE IN COMPLIANCE WITH THE CITY OF VICTORVILLE TRASH ENCLOSURE.
- 1) WALLS ARE TO BE OF DECORATIVE BLOCK, MASONRY, OR SIMILAR MATERIALS CONSISTENT WITH THE ARCHITECTURE, COLOR, AND ACCENT MATERIALS OF THE PRIMARY BUILDING
  - 2) GATES ARE TO BE SOLID METAL CONSTRUCTION
  - 3) SWIVEL POINTS ON DOORS SHALL BE LOCATED OUTSIDE OF THE OPENING AREA OF THE ENCLOSURE
  - 4) SWIVEL POINTS SHALL BE ATTACHED TO CONCRETE FILLED STEEL POSTS/COLUMNS AT ENDS OF WALLS
  - 5) ENCLOSURE SHALL BE ON A LEVEL PAD AT GROUND LEVEL. THE AREA BETWEEN THE PAD AND THE PICK UP AREA SHALL BE A PAVED AREA 4 INCH DEEP FOR THE WIDTH OF THE ENCLOSURES AND SHALL NOT EXCEED A GRADE OF 2%
- WALL NOTES**
1. 8 INCH MINIMUM CMU BLOCK
  2. ALL REBAR TO BE #4 MINIMUM
  3. LAP-ALL REBAR MIN 20 INCH
  4. MIN. 3 INCH FROM REBAR TO EARTH
  5. GROUT ALL CELLS CONTAINING REBAR
  6. 3 INCH COVER OF EARTH FROM TOP OF FOOTING

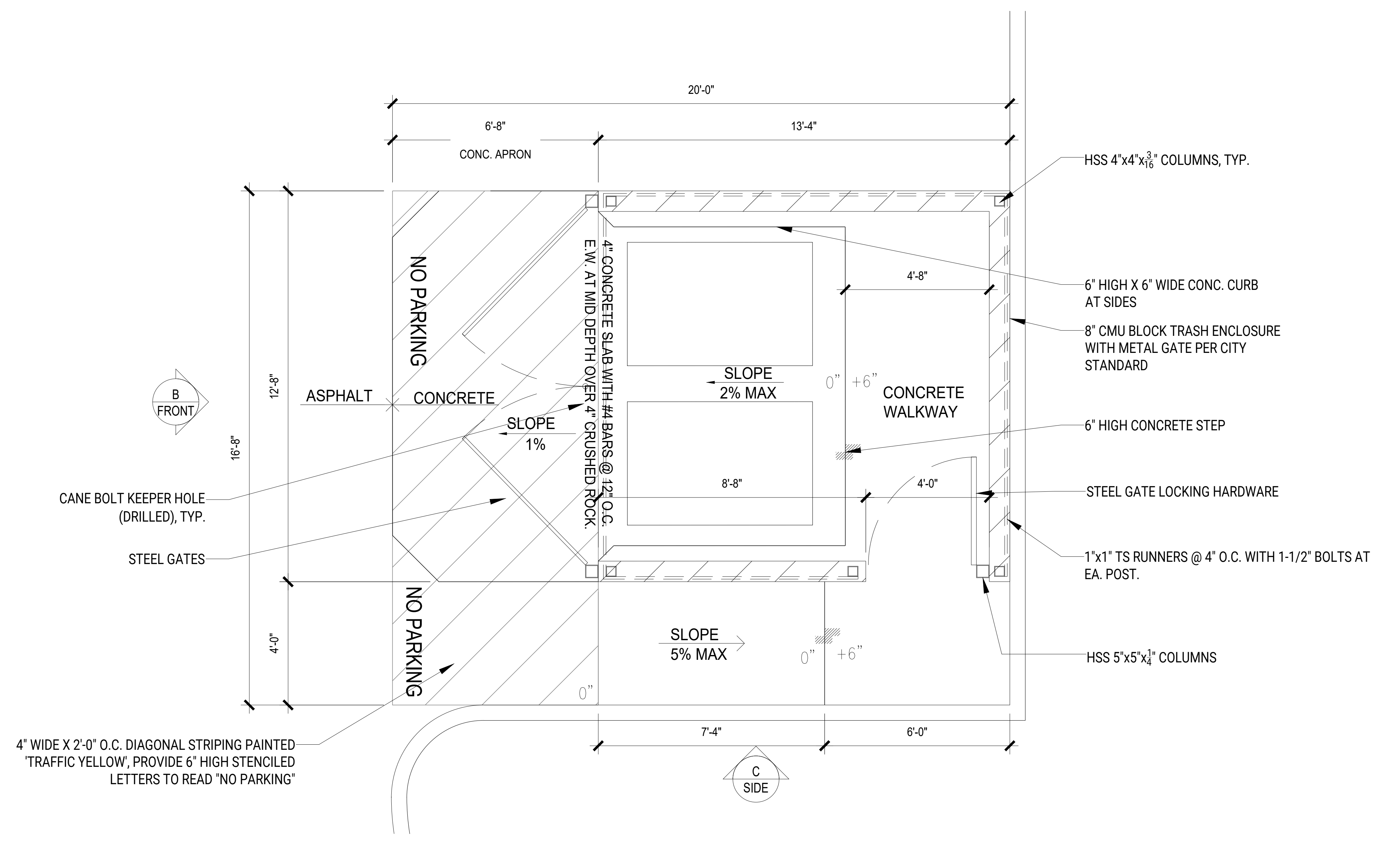
**PAINT FINISHES**  
 PAINT CMU BRICK AND GATE  
 TBD



**C SIDE ELEVATION**



**B FRONT ELEVATION**



**A TRASH ENCLOSURE PLAN**

**PROPOSE TYP. TRASH ENCLOSURE A5.0**



PROPOSED RENDERINGS :: A6.0

# VICTORVILLE CONNECTION

BEAR VALLEY ROAD, BETWEEN 2ND AVENUE & 3RD AVENUE, VICTORVILLE, CA

BEAR VALLEY DEVELOPMENT COMPANY, LLC

COPYRIGHT © 2021

NOTE: THIS INFORMATION IS CONCEPTUAL IN NATURE AND IS SUBJECT TO ADJUSTMENTS PENDING FURTHER VERIFICATION AND CLIENT, TENANT, AND GOVERNMENTAL AGENCY APPROVALS. NO WARRANTIES OR GUARANTIES OF ANY KIND ARE GIVEN OR IMPLIED BY THE ARCHITECT.

MAY 11, 2021

75-21705-00

700 South Flower St.  
22nd Floor.  
Los Angeles, CA  
90017  
t: 213.800.9400

**DLR Group**  
Architecture Engineering Planning Interiors

**nplc**  
studio

**WHA**  
ARCHITECTS | PLANNERS | ENGINEERS  
GRANDE COUNTY, LOS ANGELES, SAN ANTONIO





**VICTORVILLE CONNECTION**  
 BEAR VALLEY ROAD, BETWEEN 2ND AVENUE & 3RD AVENUE, VICTORVILLE, CA

BEAR VALLEY DEVELOPMENT COMPANY, LLC

COPYRIGHT © 2021  
 NOTE: THIS INFORMATION IS CONCEPTUAL IN NATURE AND IS SUBJECT TO ADJUSTMENTS PENDING FURTHER VERIFICATION AND CLIENT, TENANT, AND GOVERNMENTAL AGENCY APPROVALS. NO WARRANTIES OR GUARANTIES OF ANY KIND ARE GIVEN OR IMPLIED BY THE ARCHITECT.  
 MAY 11, 2021 75-21705-00

700 South Flower St.  
 22nd Floor  
 Los Angeles, CA  
 90017  
 t: 213.800.9400

