WEST SANTA ANA BRANCH TRANSIT CORRIDOR PROJECT

Draft EIS/EIR Appendix M Final Noise and Vibration Impact Analysis Report Part 2 of 2

Prepared for:

Metro

Los Angeles County
Metropolitan Transportation Authority

Prepared by:

WSP USA, Inc.
444 South Flower Street
Suite 800
Los Angeles, California 90071

taha
environmental planners

June 2021

APPENDIX D UNMITIGATED PARKING FACILITY CLUSTERS AND IMPACTS

Appendix D
Unmitigated Parking Facility Clusters and Impacts

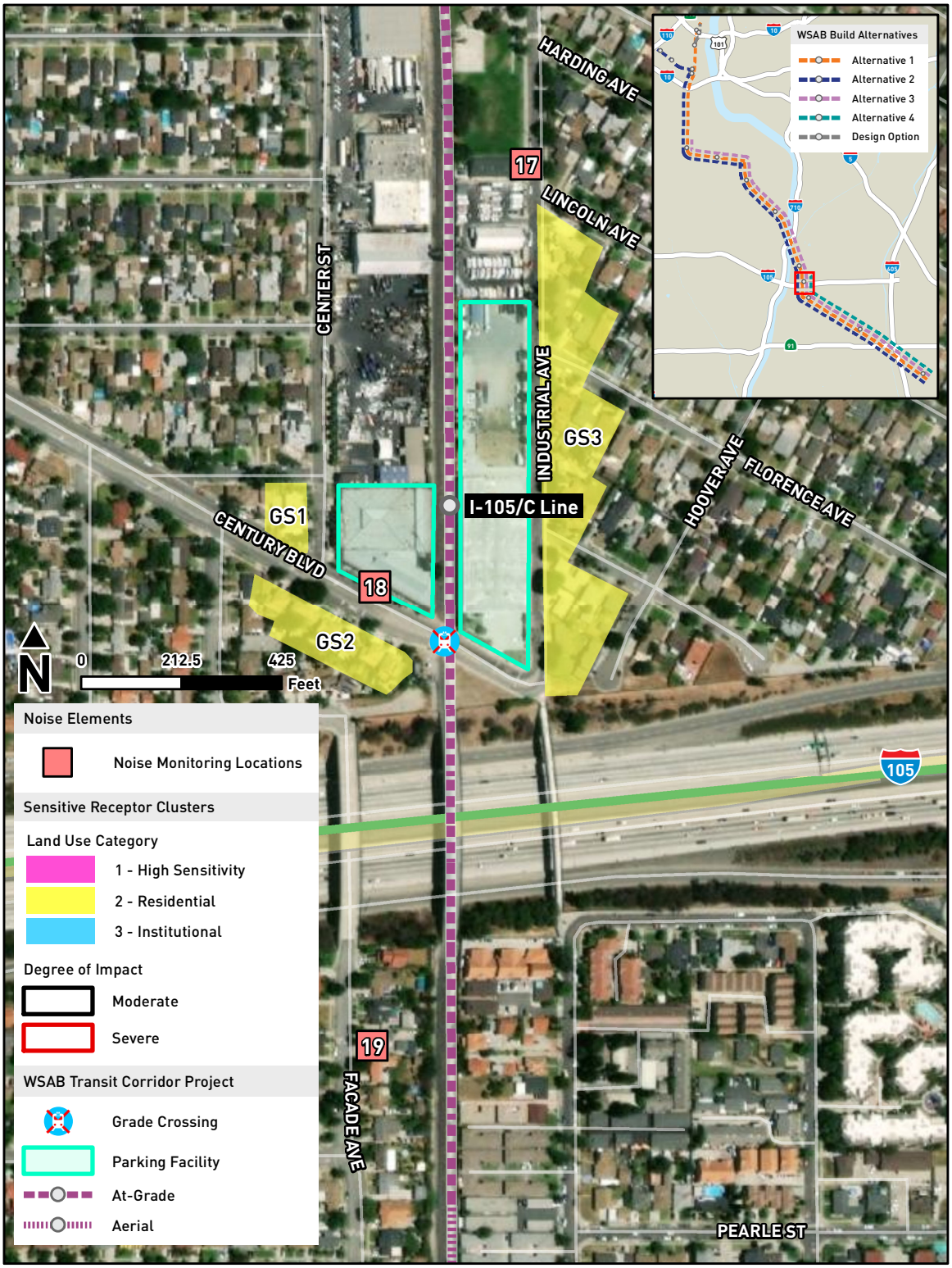

Appendix D
Unmitigated Parking Facility Clusters and Impacts

Appendix D
Unmitigated Parking Facility Clusters and Impacts

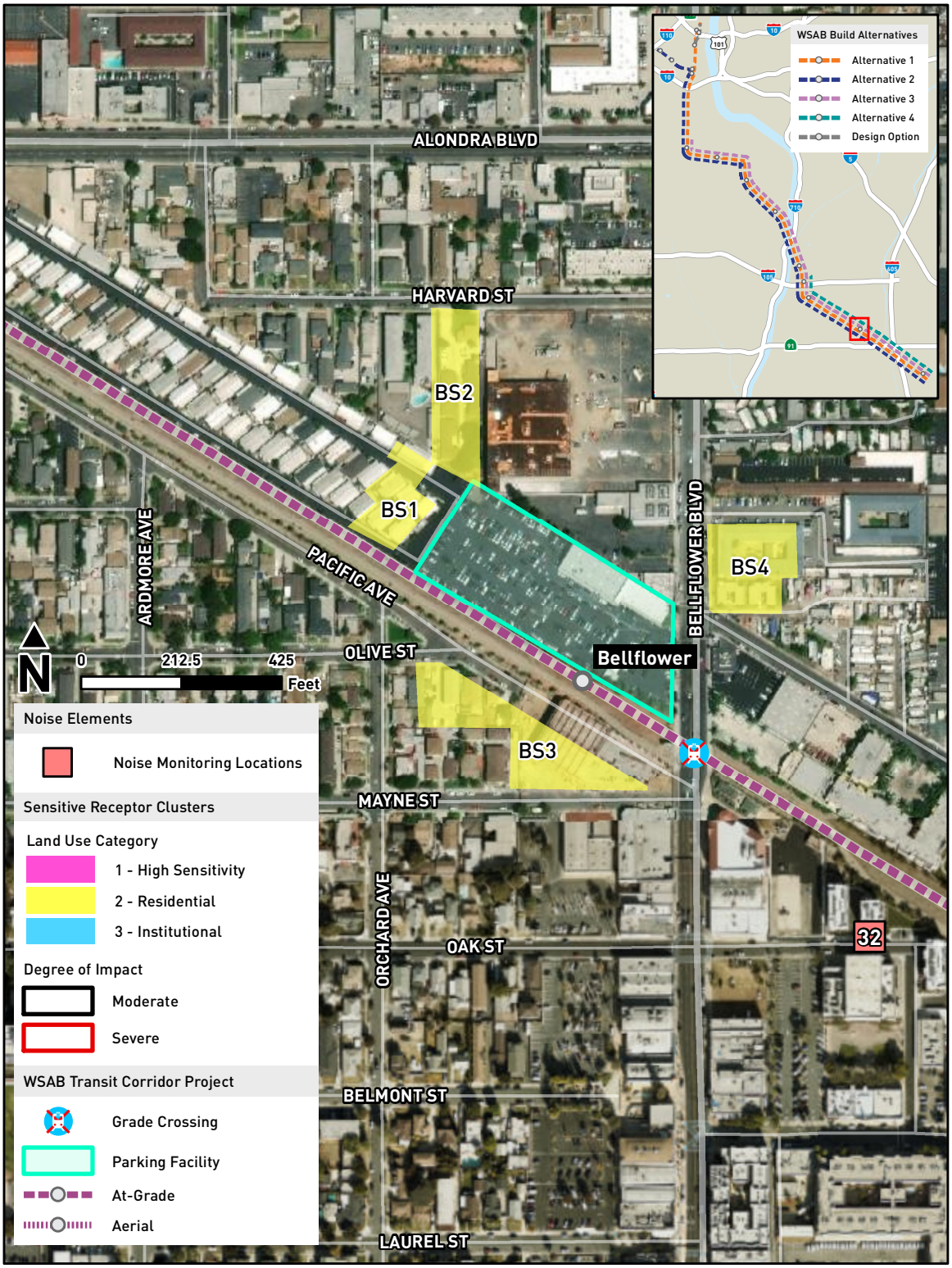

Appendix D
Unmitigated Parking Facility Clusters and Impacts

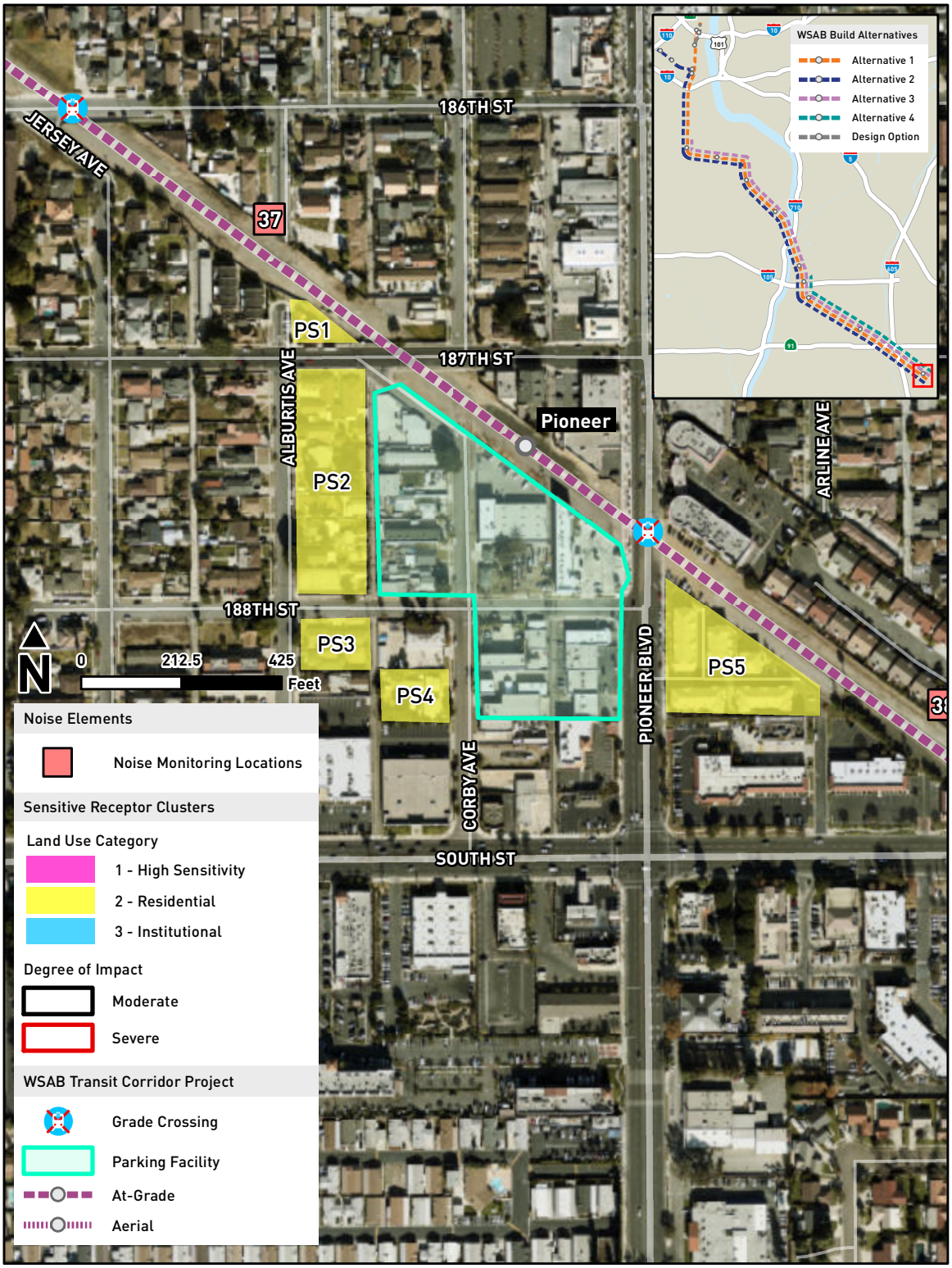

APPENDIX E UNMITIGATED FREIGHT CLUSTERS AND IMPACTS

Appendix E

Unmitigated Freight Noise Clusters, Noise Monitoring Locations and Impacts

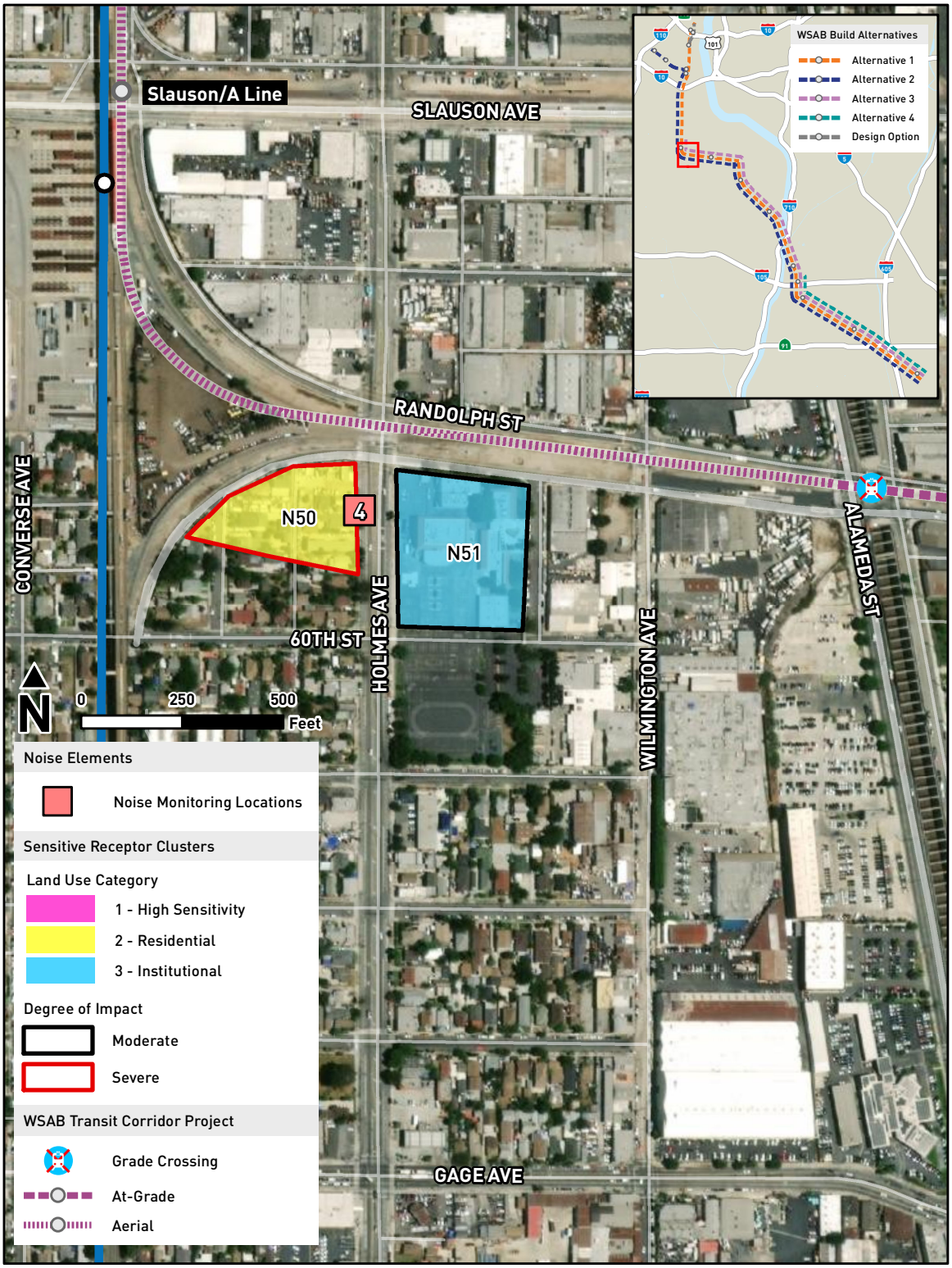

Appendix E

Unmitigated Freight Noise Clusters, Noise Monitoring Locations and Impacts

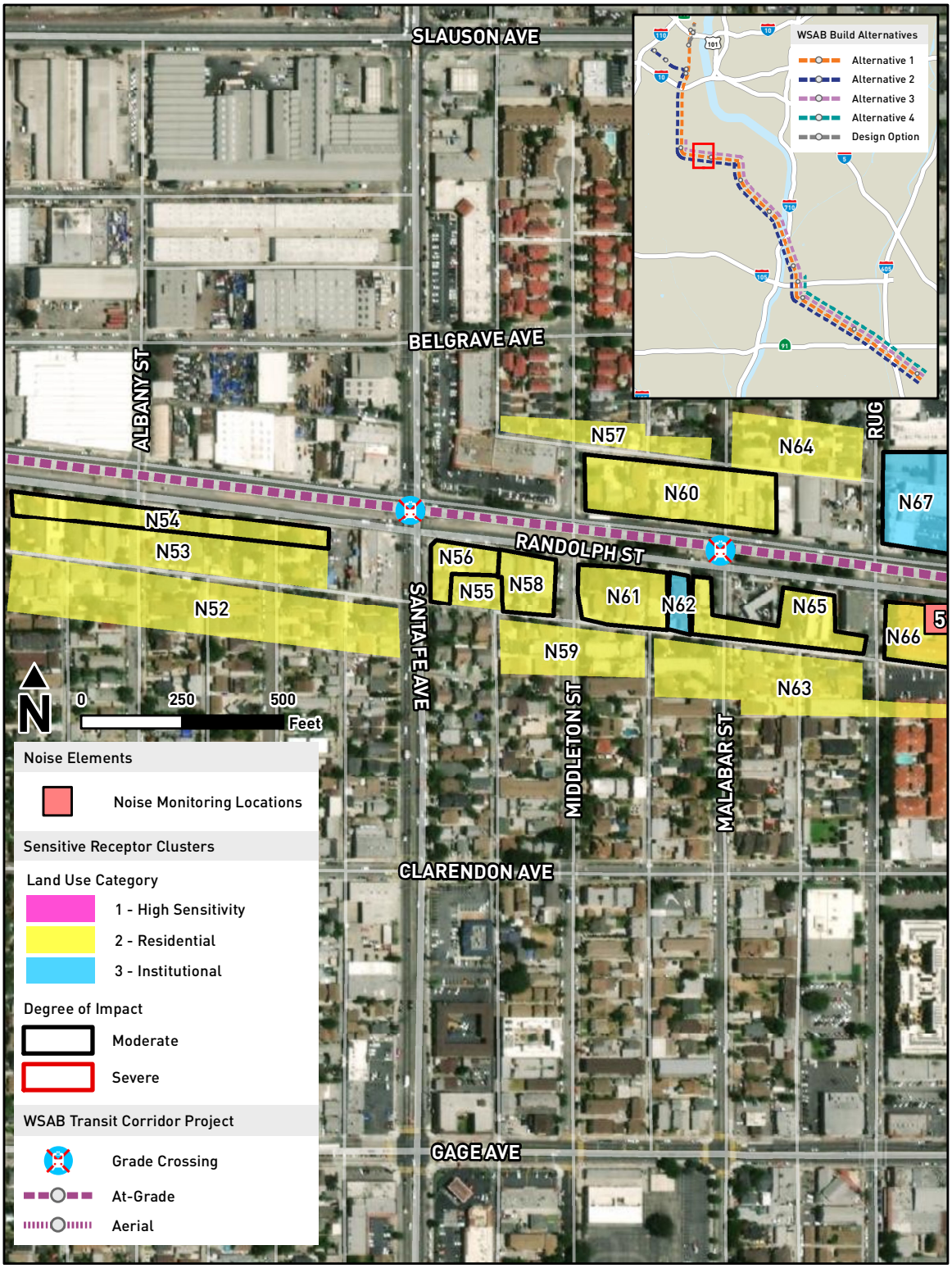

Appendix E

Unmitigated Freight Noise Clusters, Noise Monitoring Locations and Impacts

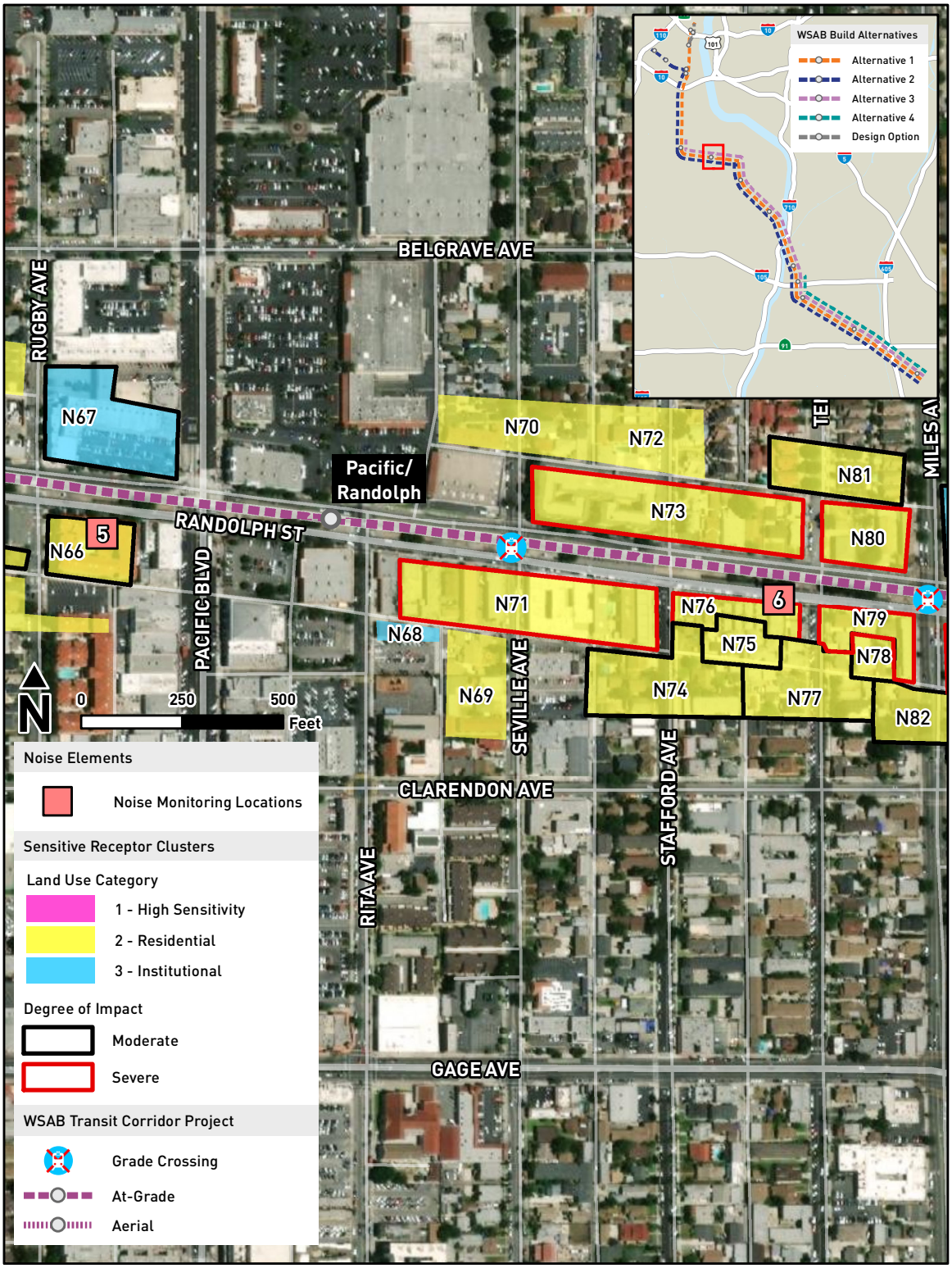

Appendix E

Unmitigated Freight Noise Clusters, Noise Monitoring Locations and Impacts

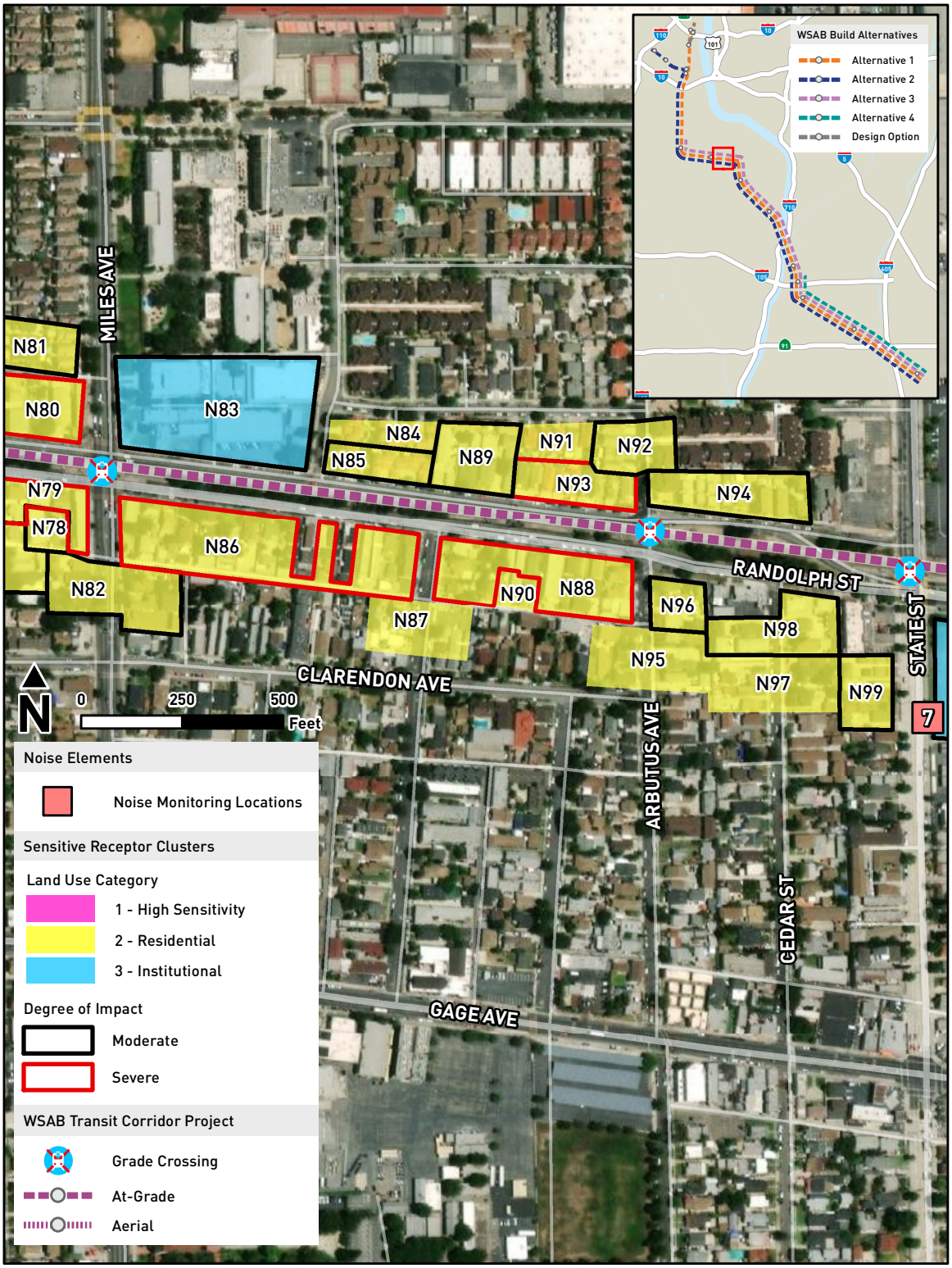

Appendix E

Unmitigated Freight Noise Clusters, Noise Monitoring Locations and Impacts

Appendix E

Unmitigated Freight Noise Clusters, Noise Monitoring Locations and Impacts

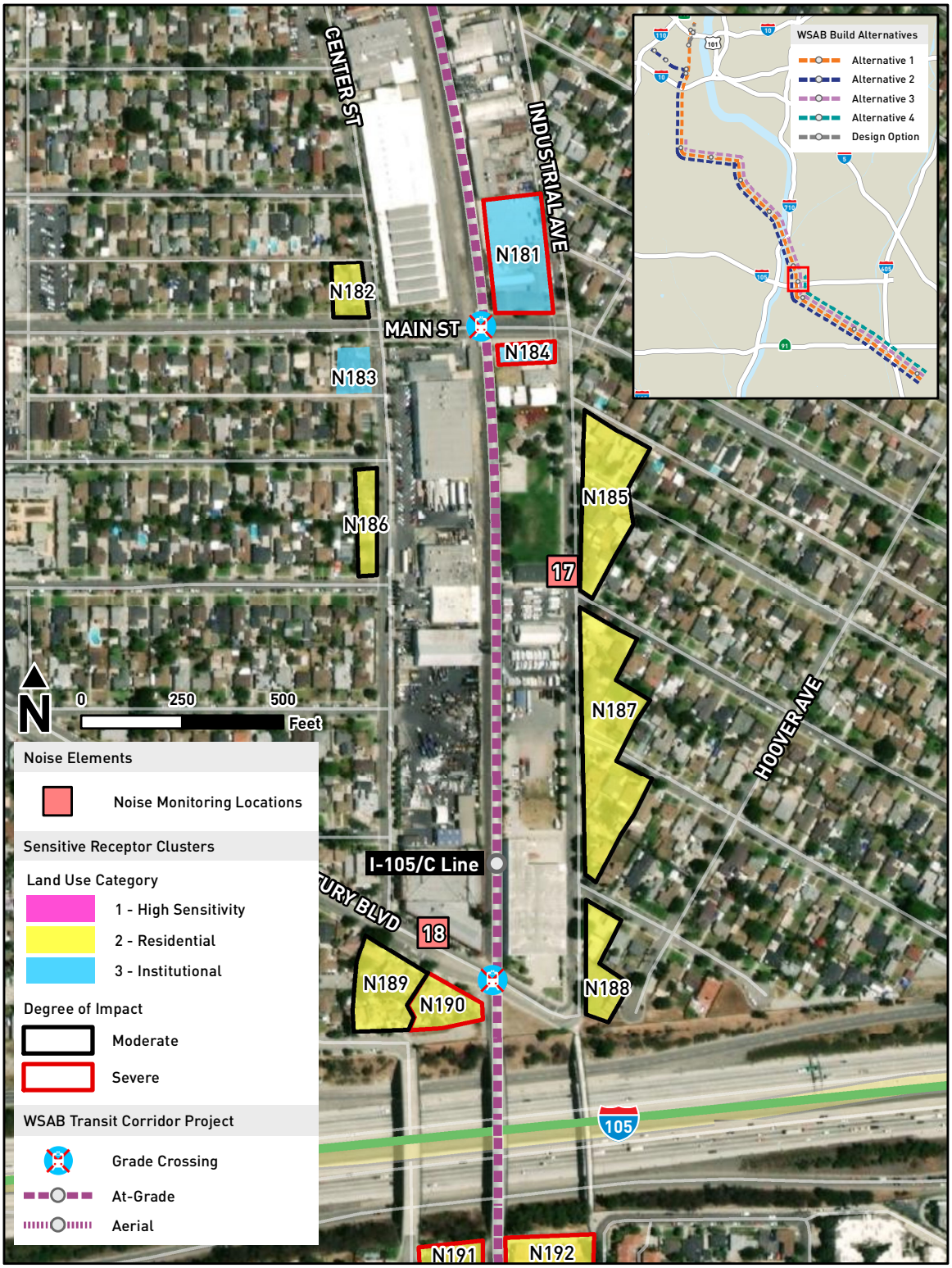

Appendix E

Unmitigated Freight Noise Clusters, Noise Monitoring Locations and Impacts

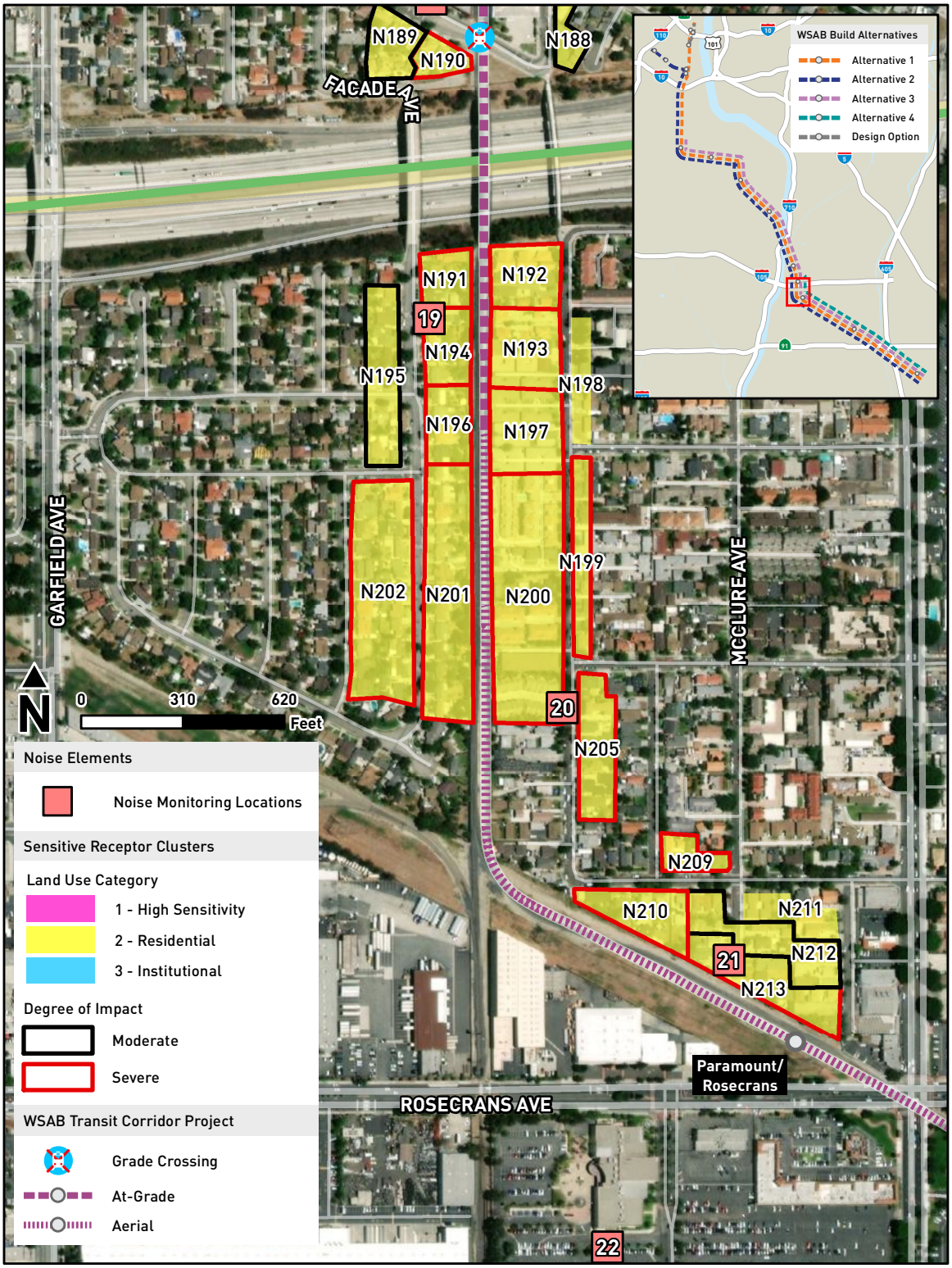

APPENDIX F MITIGATED LRT NOISE CLUSTERS, NOISE MONITORING LOCATIONS AND IMPACTS

Appendix F

Unmitigated Maintenance and Storage Facility Noise Clusters, Noise Monitoring Locations and Impacts

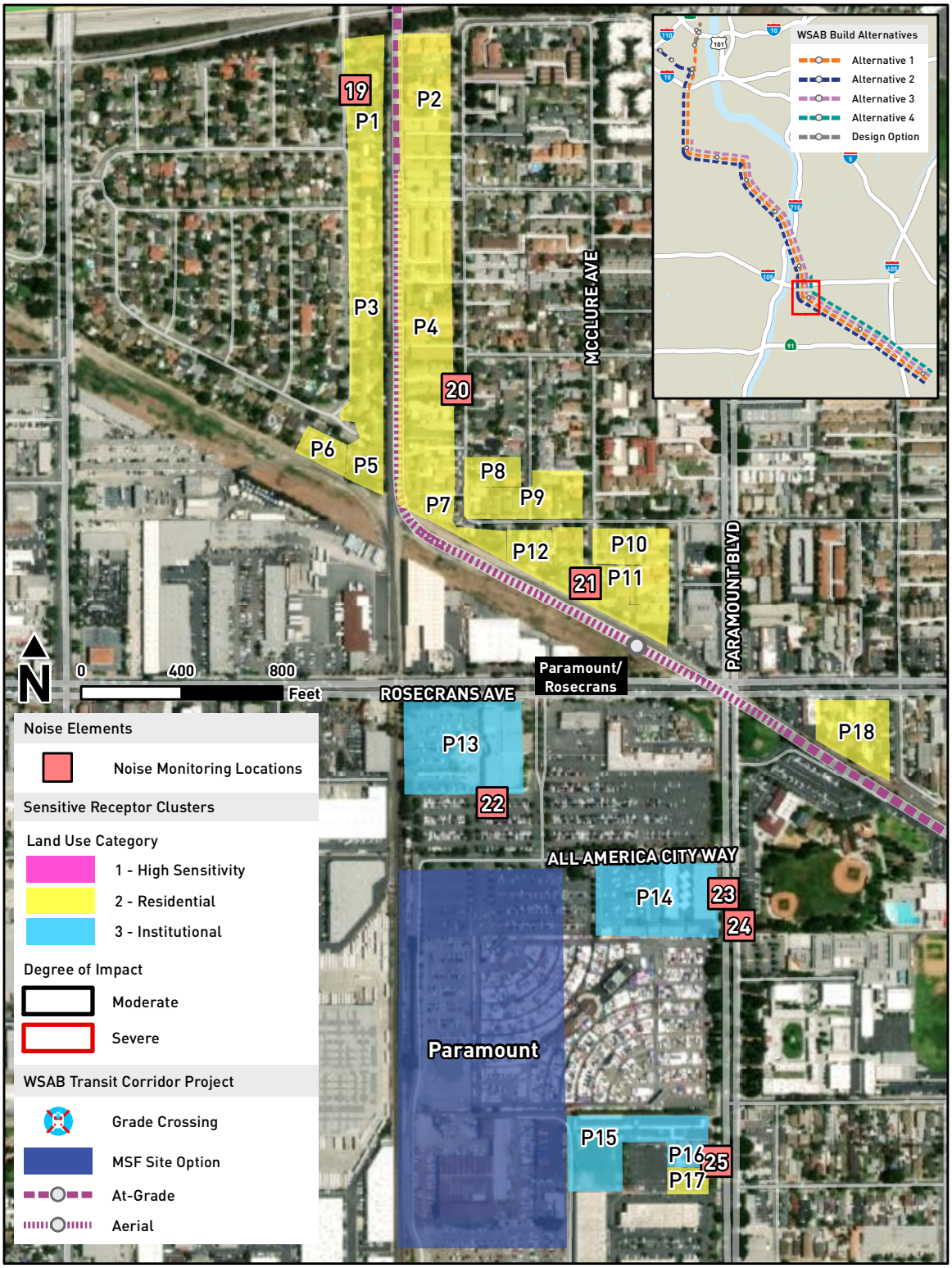

Appendix F

Unmitigated Maintenance and Storage Facility Noise Clusters, Noise Monitoring Locations and Impacts

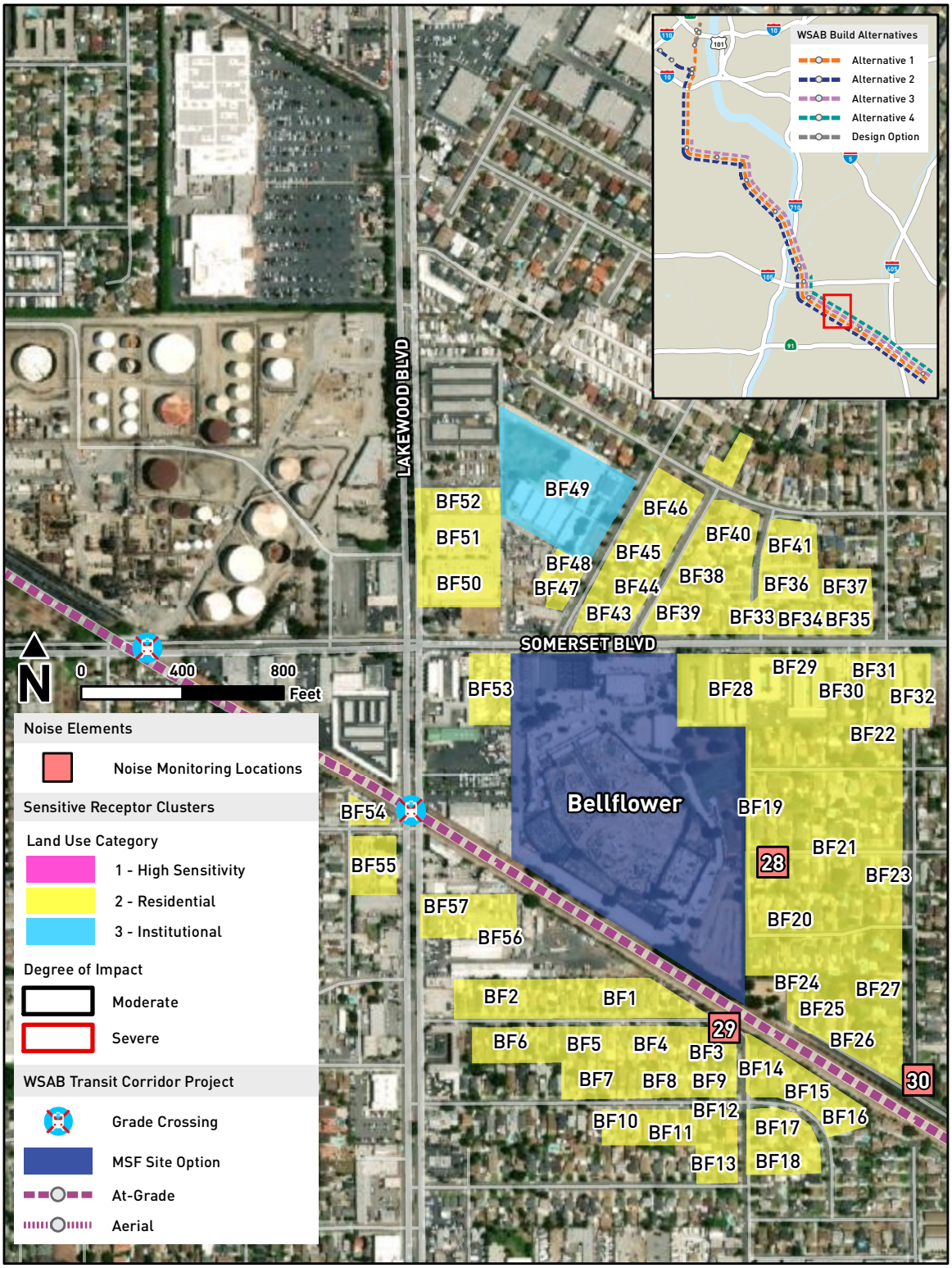

APPENDIX G MITIGATED LRT NOISE CLUSTERS, NOISE MONITORING LOCATIONS, AND IMPACTS

Appendix G

Mitigated LRT Noise Clusters, Noise Monitoring Locations and Impacts

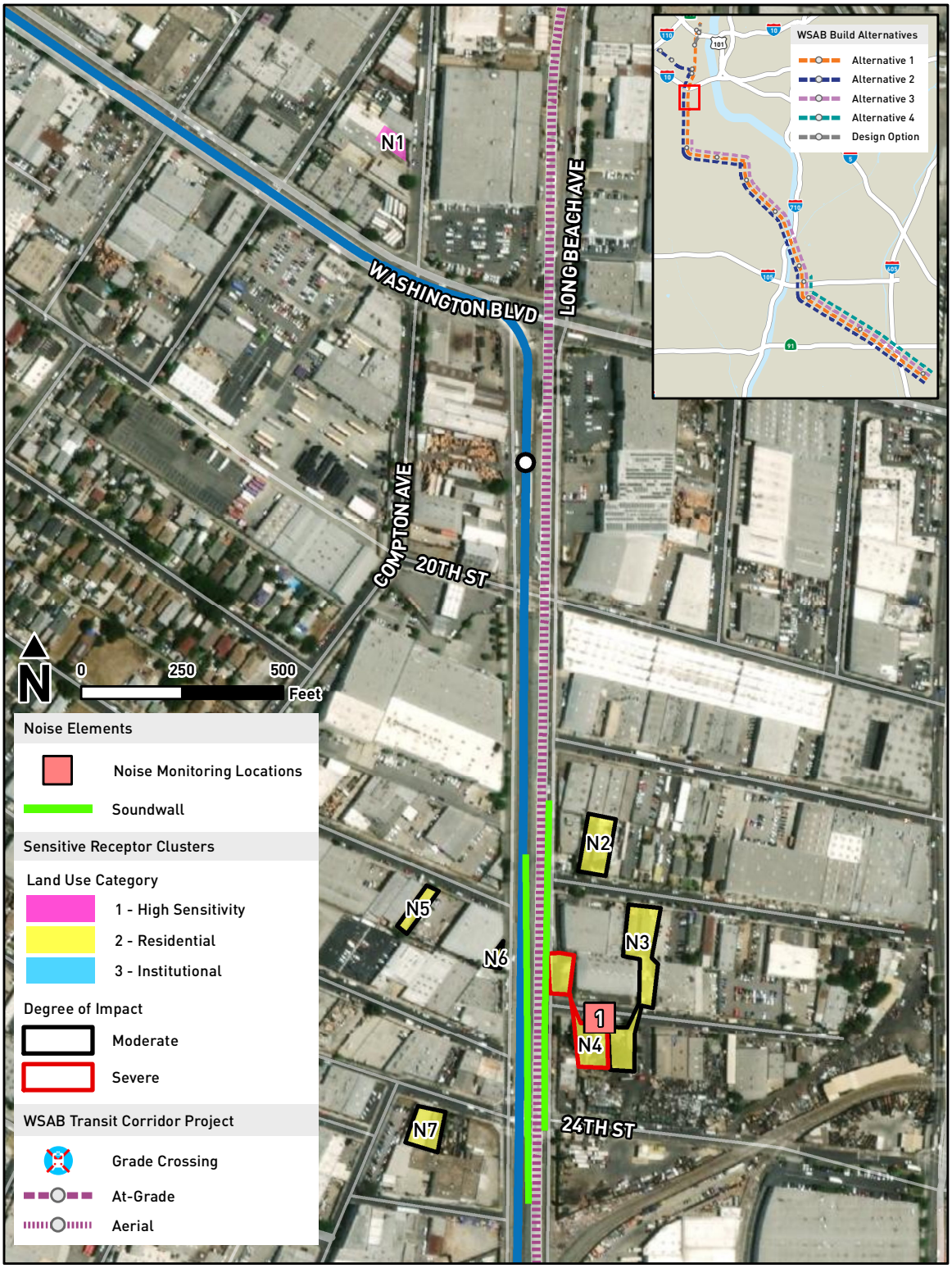

Appendix G

Mitigated LRT Noise Clusters, Noise Monitoring Locations and Impacts

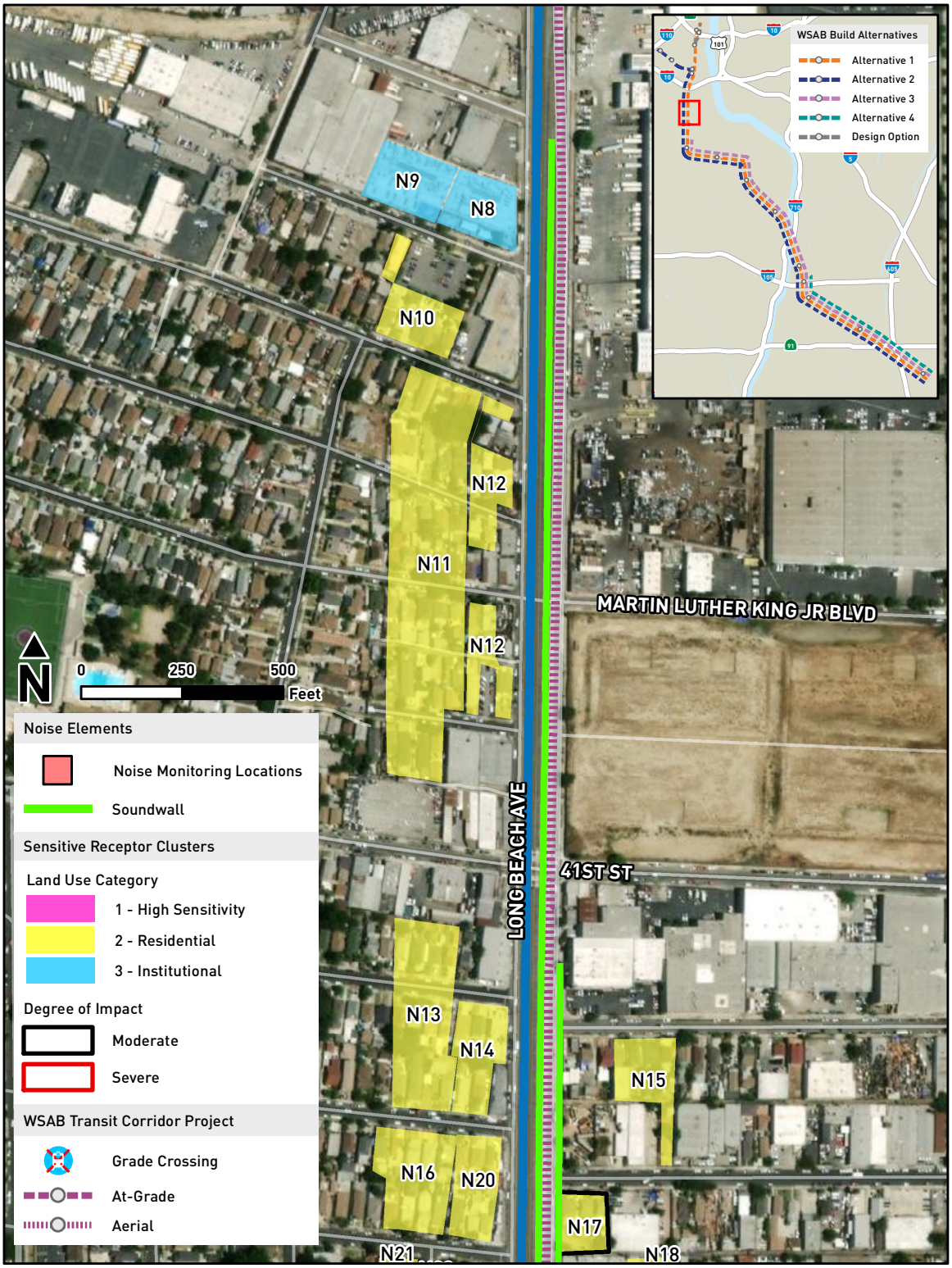

Appendix G

Mitigated LRT Noise Clusters, Noise Monitoring Locations and Impacts

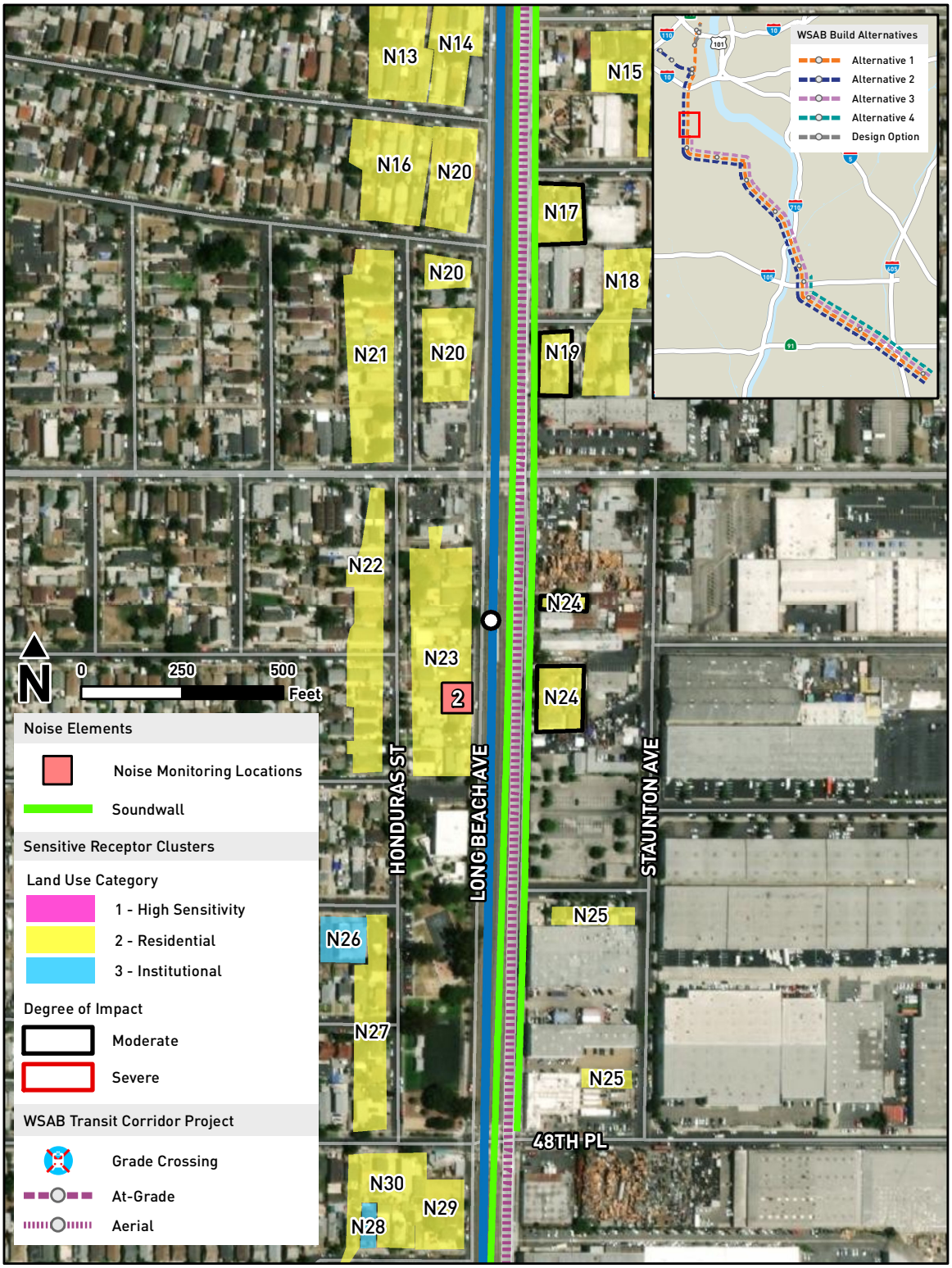

Appendix G

Mitigated LRT Noise Clusters, Noise Monitoring Locations and Impacts

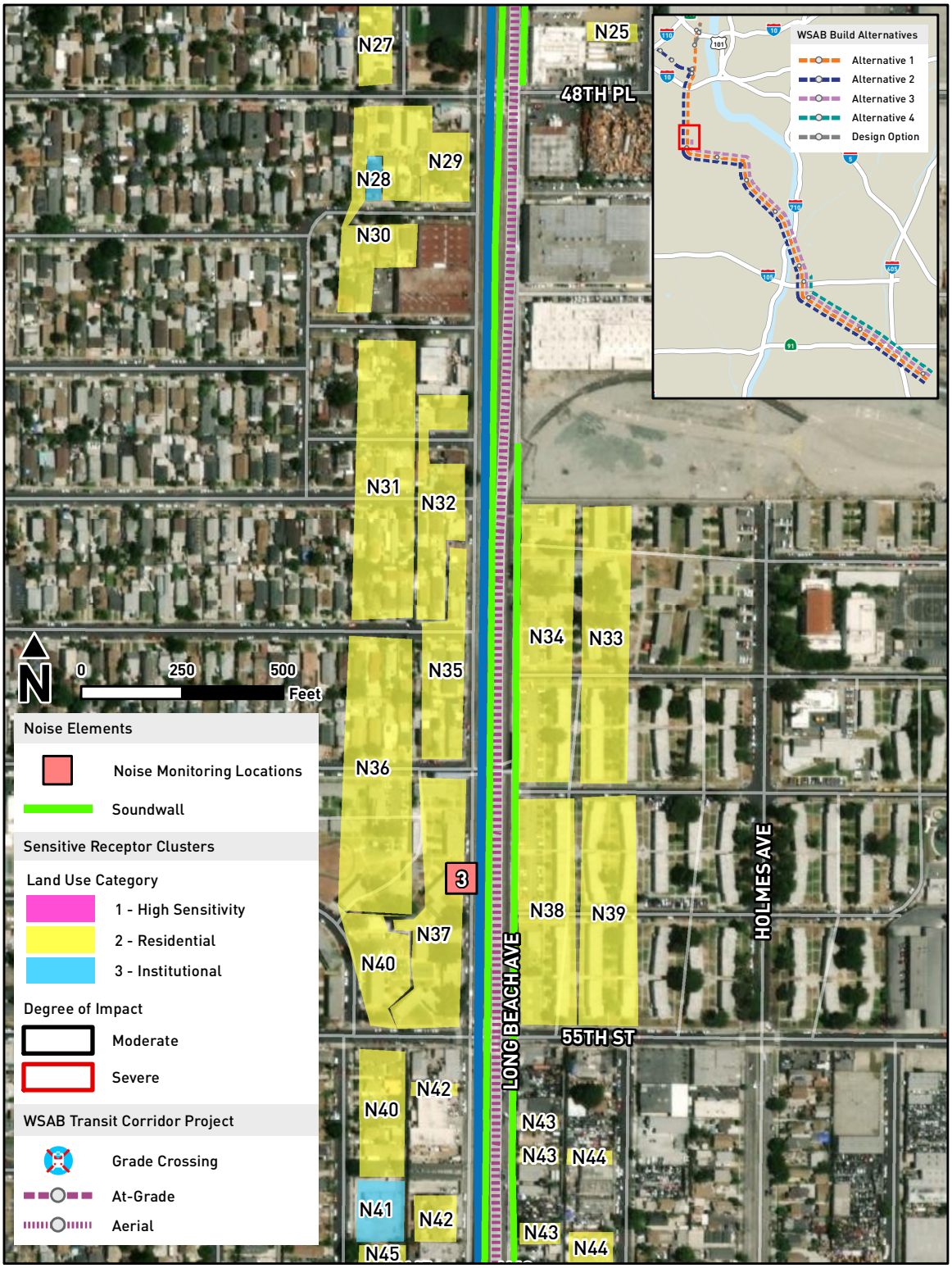

Appendix G

Mitigated LRT Noise Clusters, Noise Monitoring Locations and Impacts

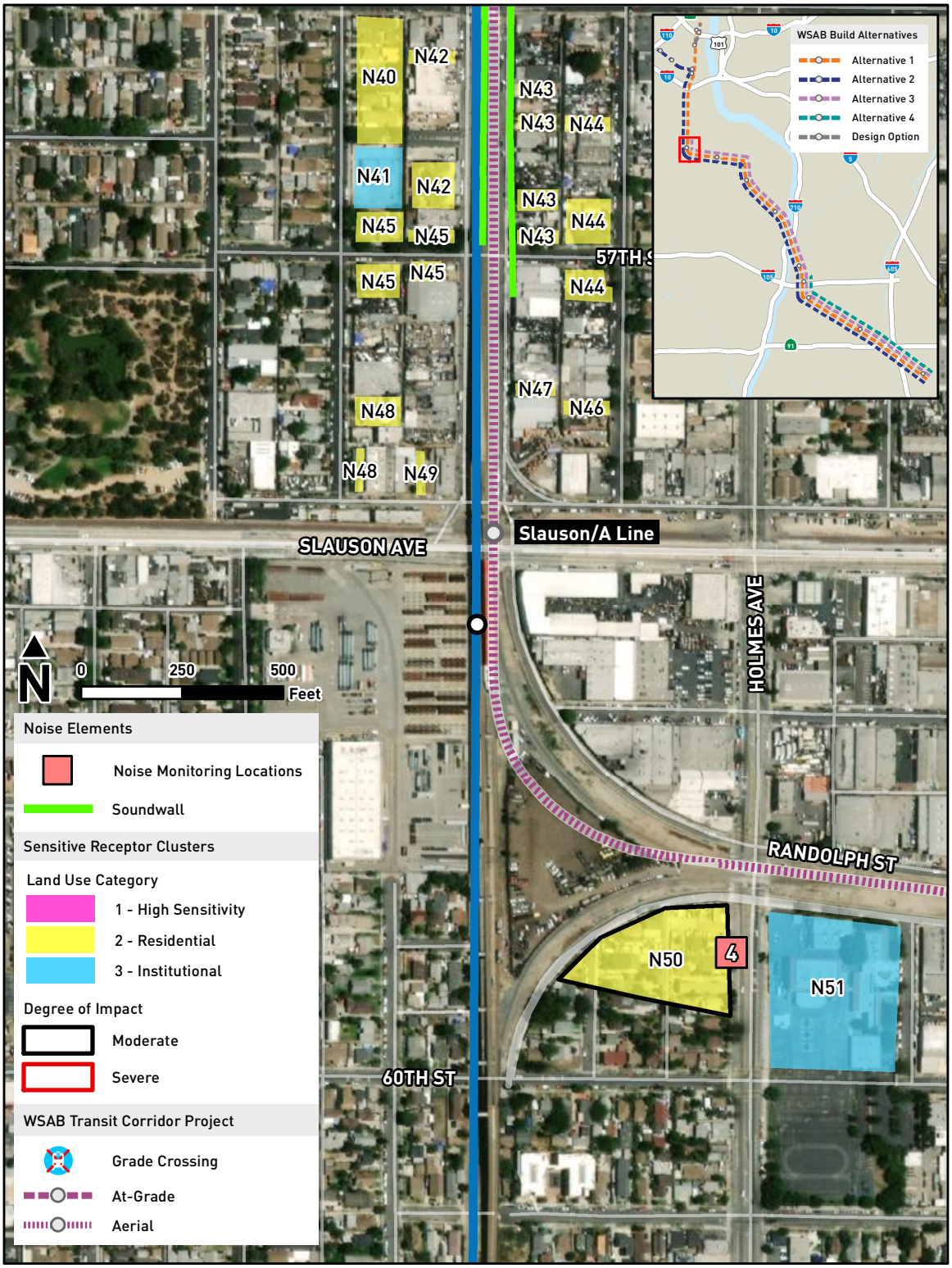

Appendix G

Mitigated LRT Noise Clusters, Noise Monitoring Locations and Impacts

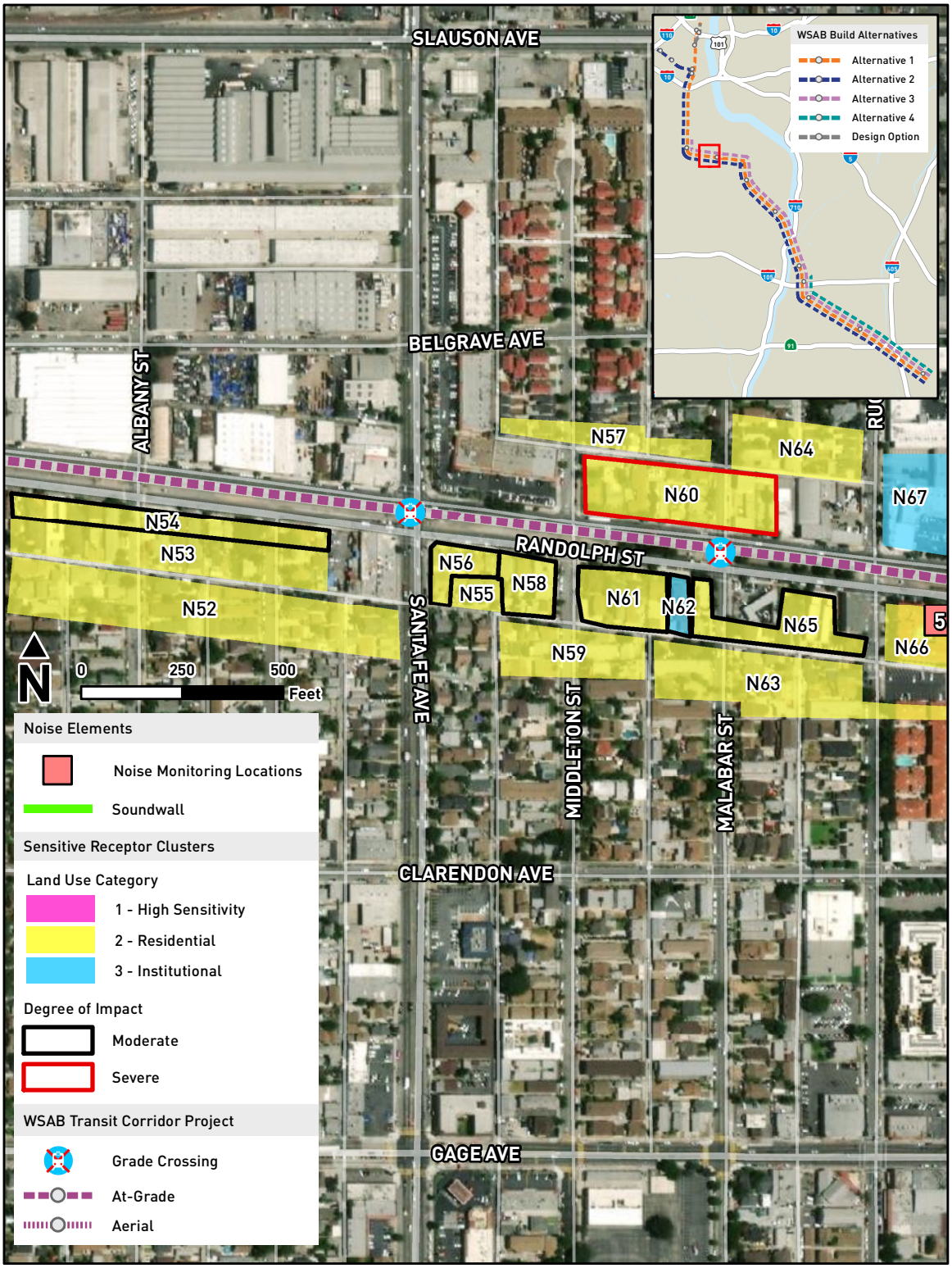

Appendix G

Mitigated LRT Noise Clusters, Noise Monitoring Locations and Impacts

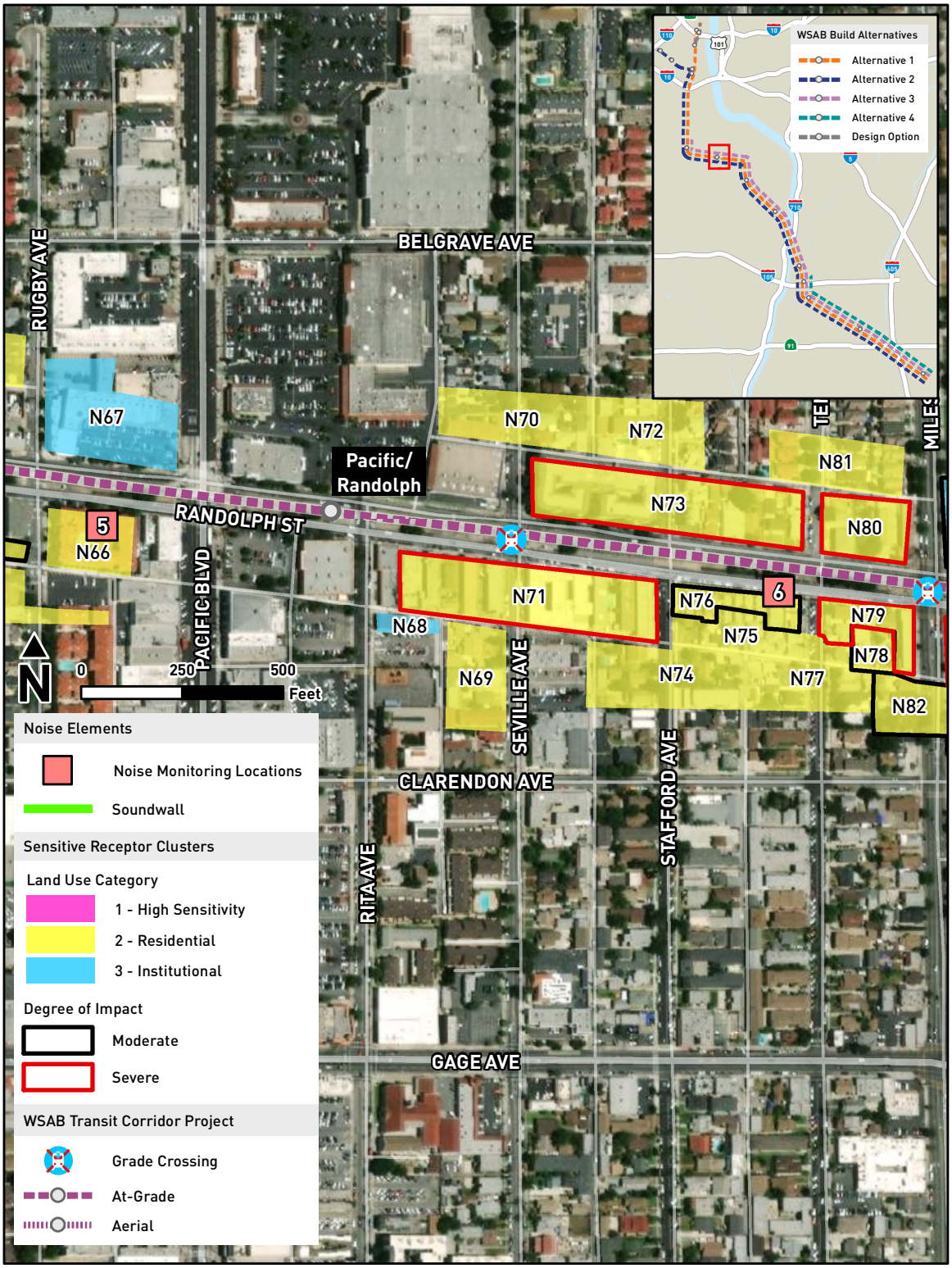

Appendix G

Mitigated LRT Noise Clusters, Noise Monitoring Locations and Impacts

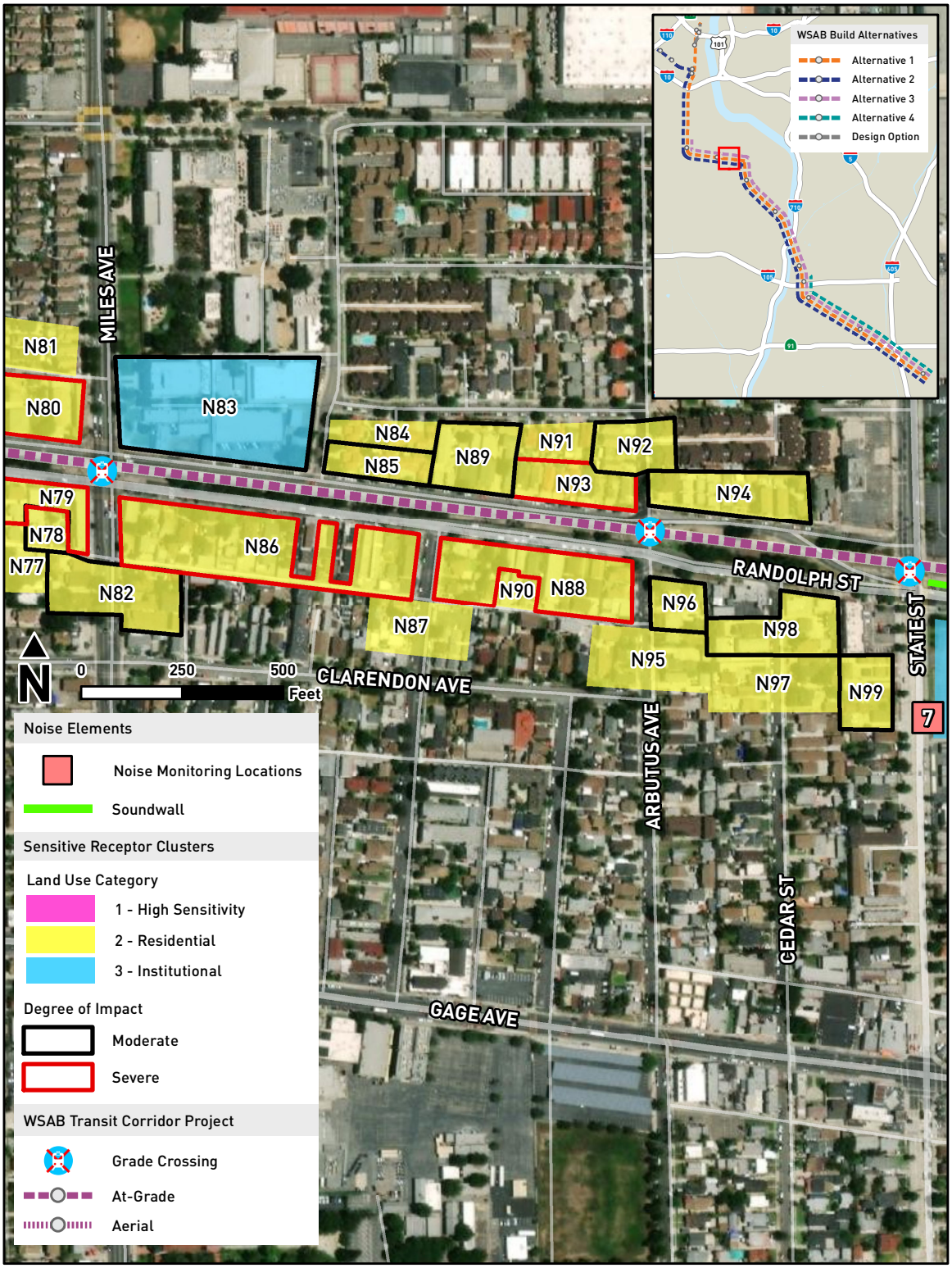

Appendix G

Mitigated LRT Noise Clusters, Noise Monitoring Locations and Impacts

Appendix G

Mitigated LRT Noise Clusters, Noise Monitoring Locations and Impacts

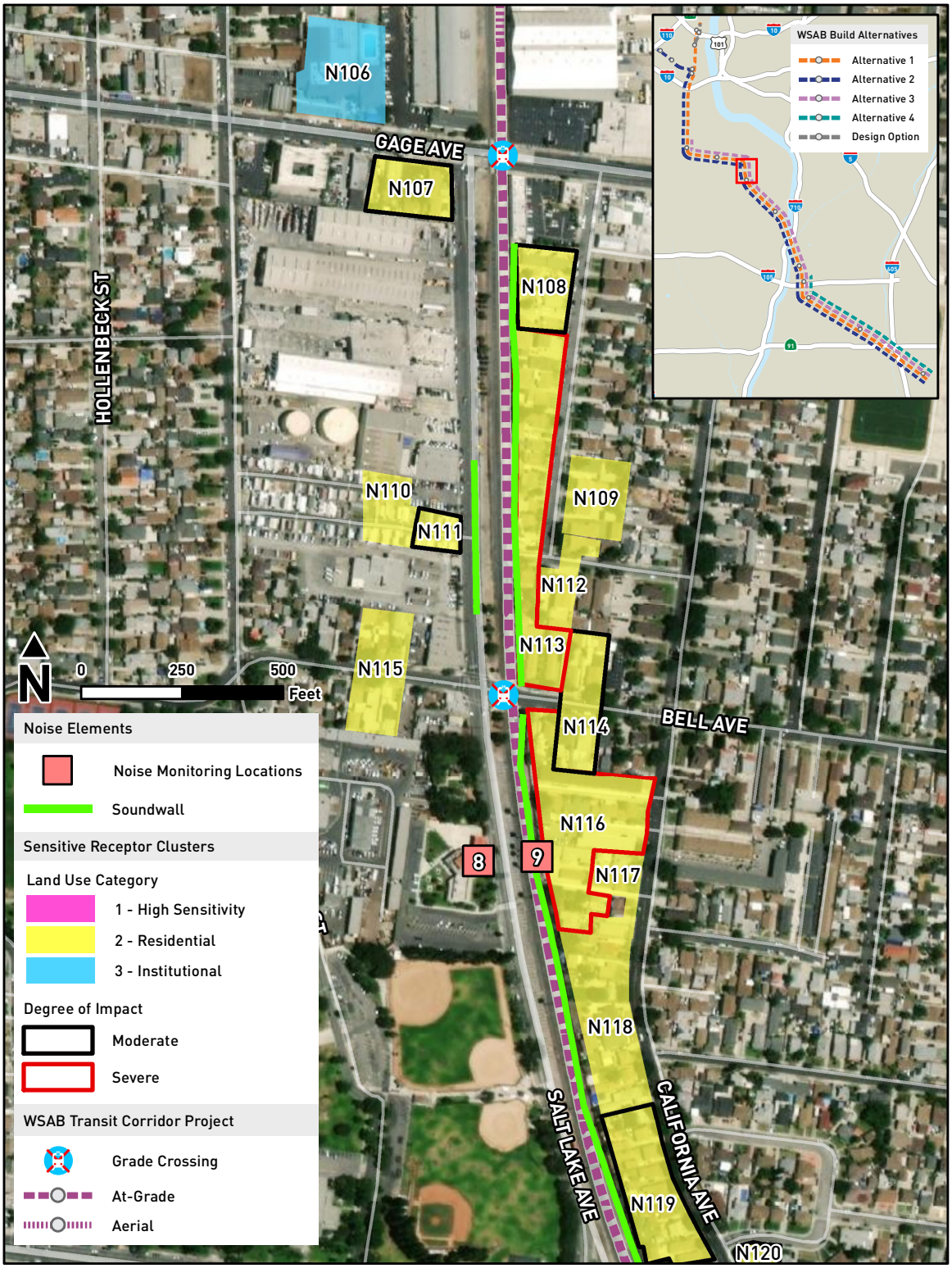

Appendix G

Mitigated LRT Noise Clusters, Noise Monitoring Locations and Impacts

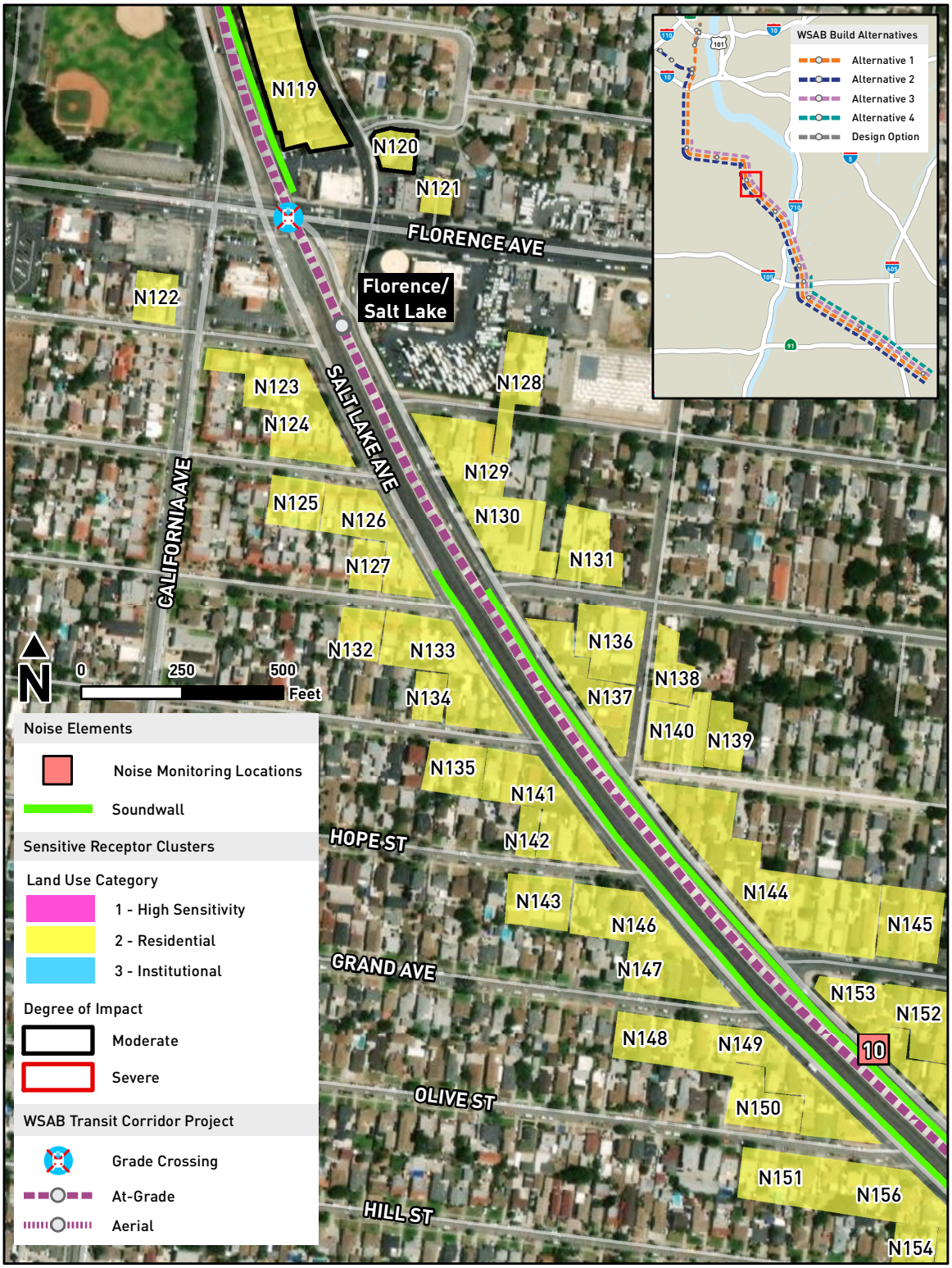

Appendix G

Mitigated LRT Noise Clusters, Noise Monitoring Locations and Impacts

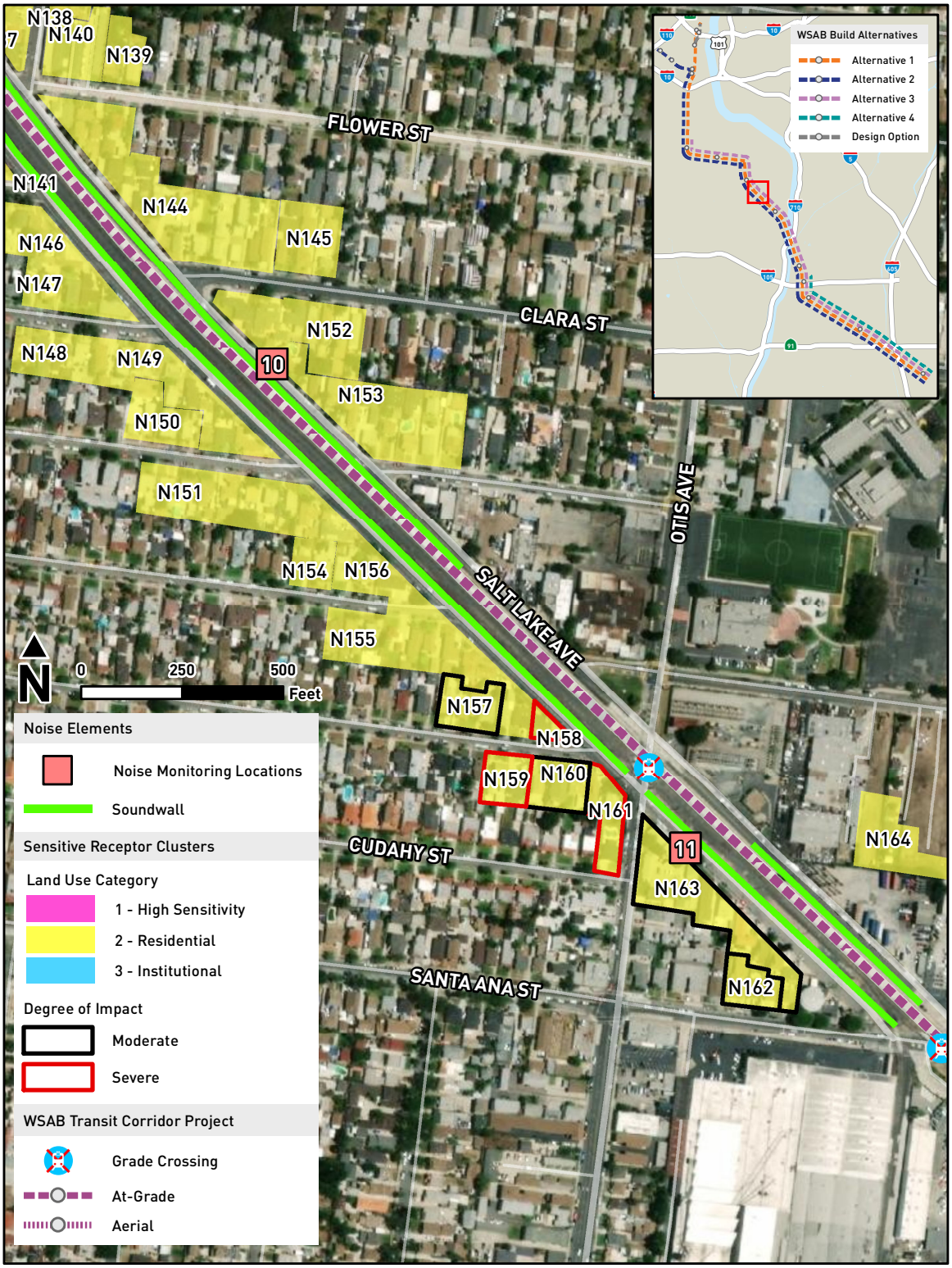

Appendix G

Mitigated LRT Noise Clusters, Noise Monitoring Locations and Impacts

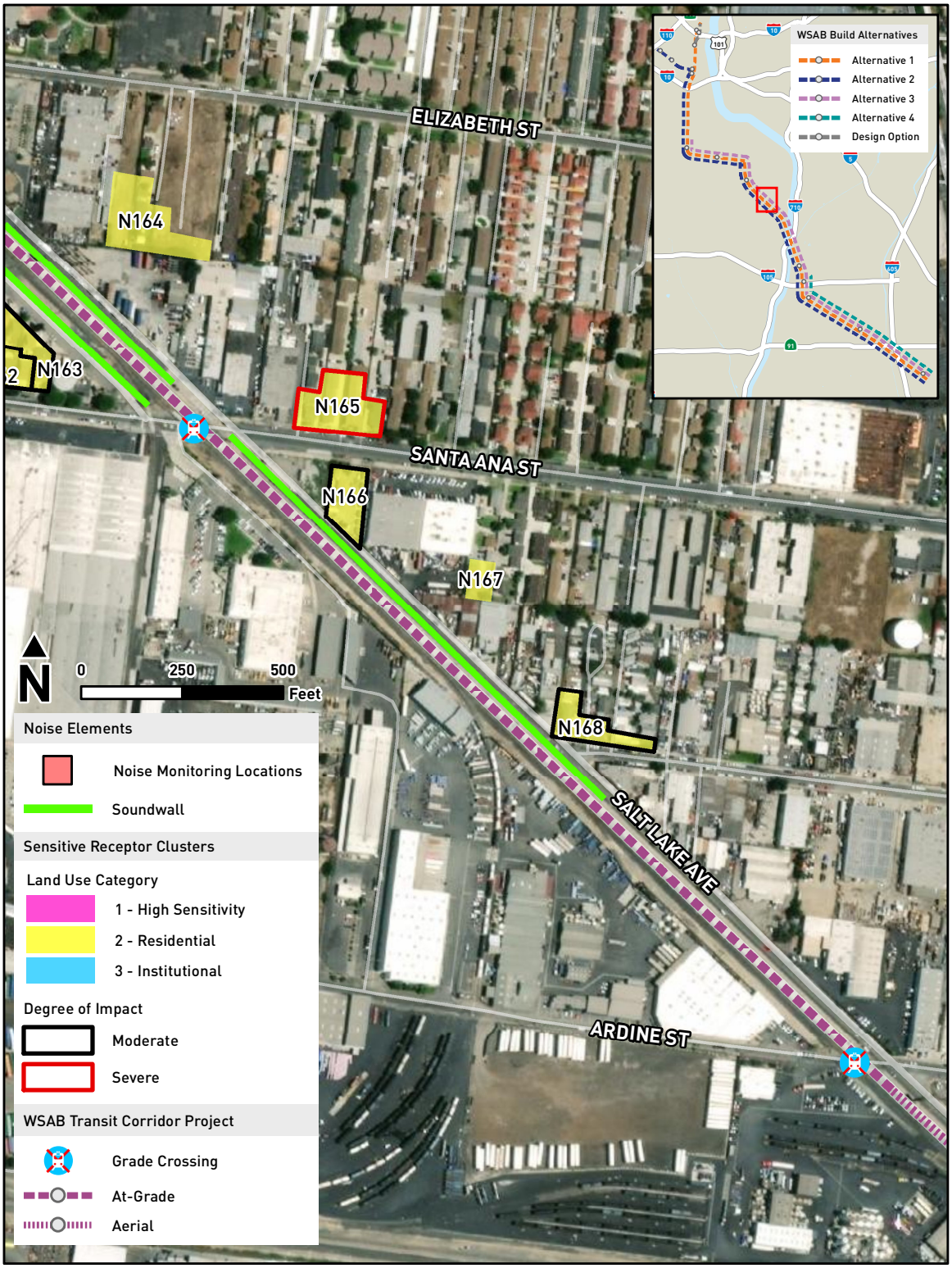

Appendix G

Mitigated LRT Noise Clusters, Noise Monitoring Locations and Impacts

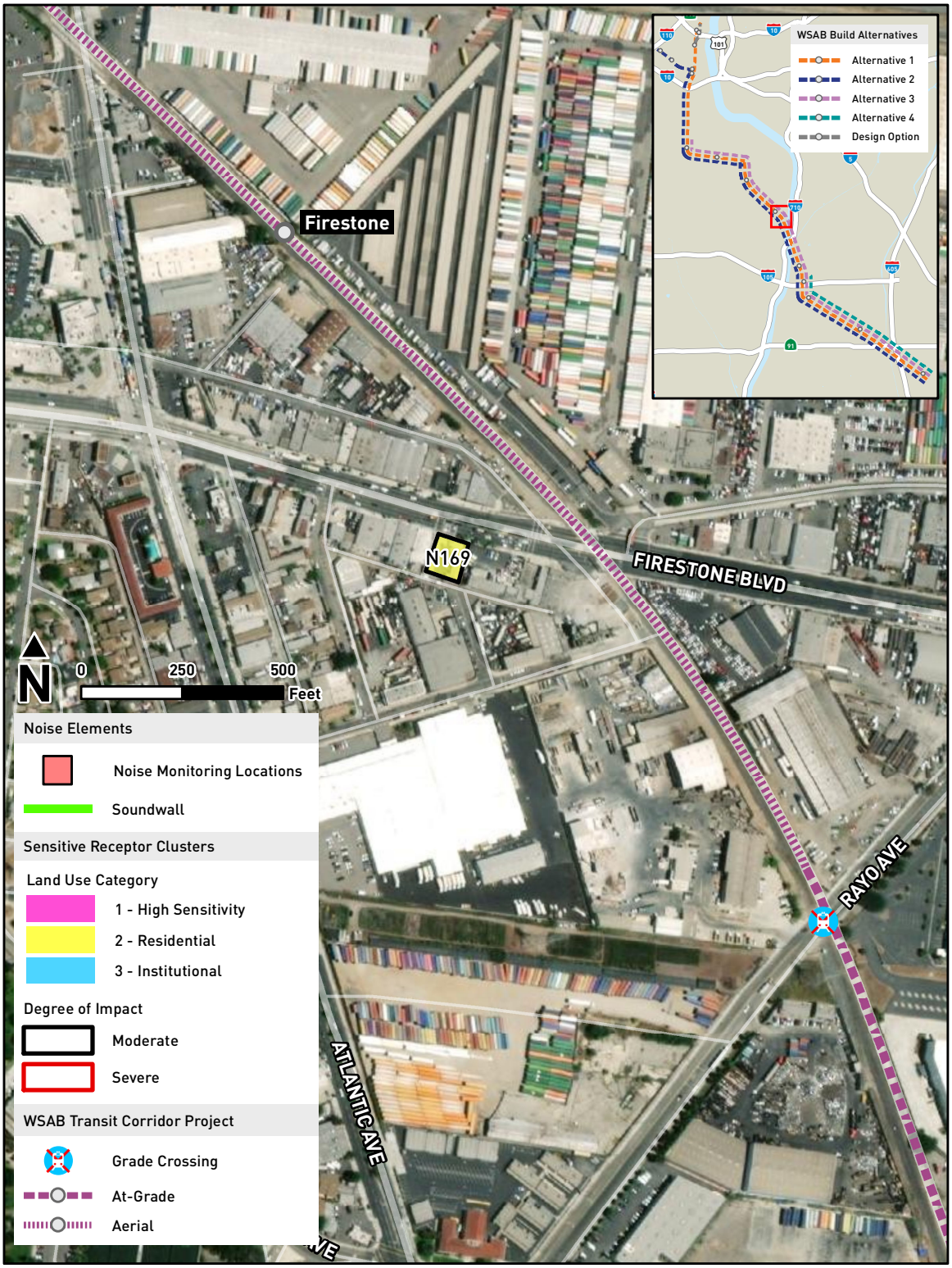

Appendix G

Mitigated LRT Noise Clusters, Noise Monitoring Locations and Impacts

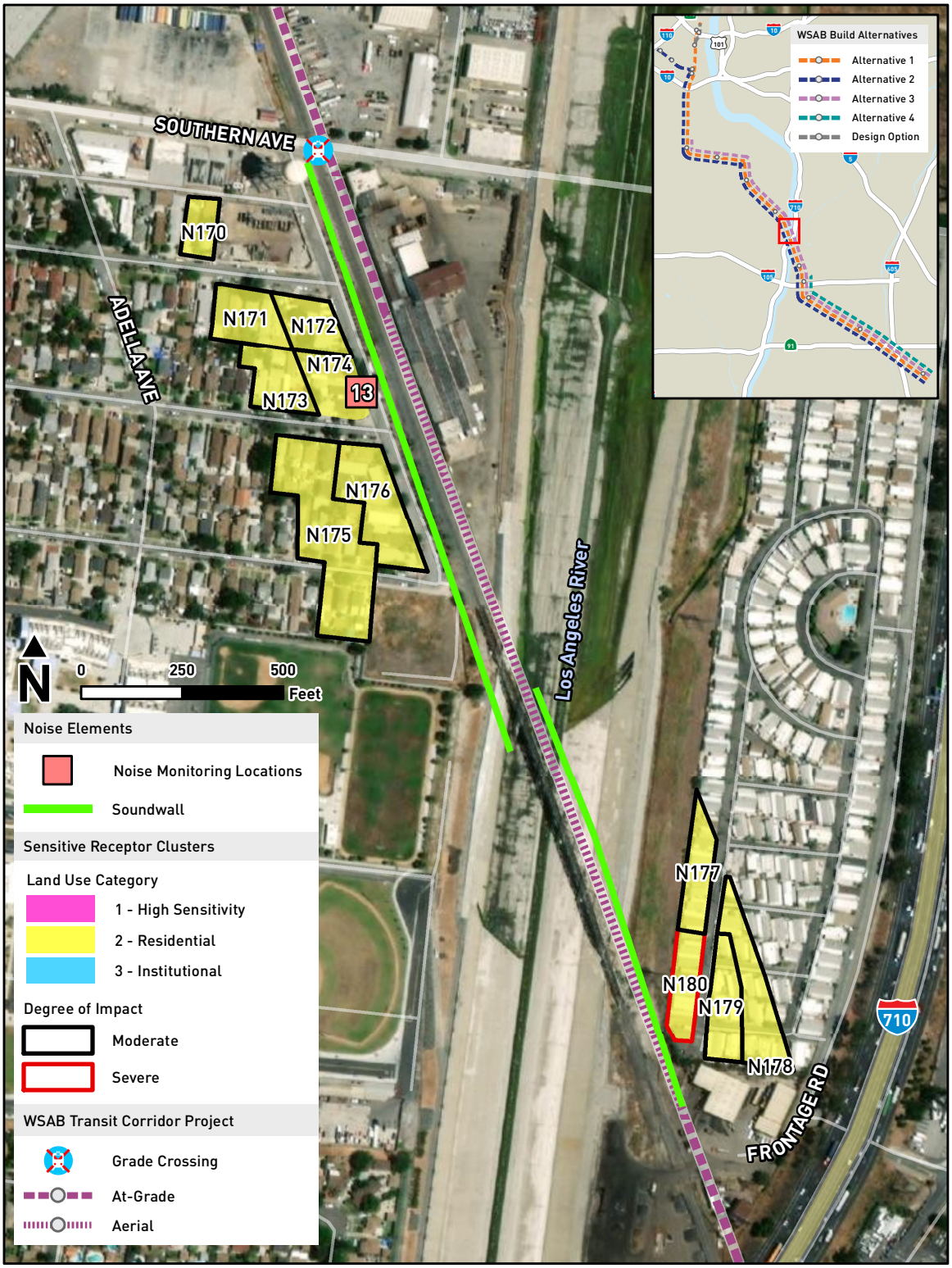

Appendix G

Mitigated LRT Noise Clusters, Noise Monitoring Locations and Impacts

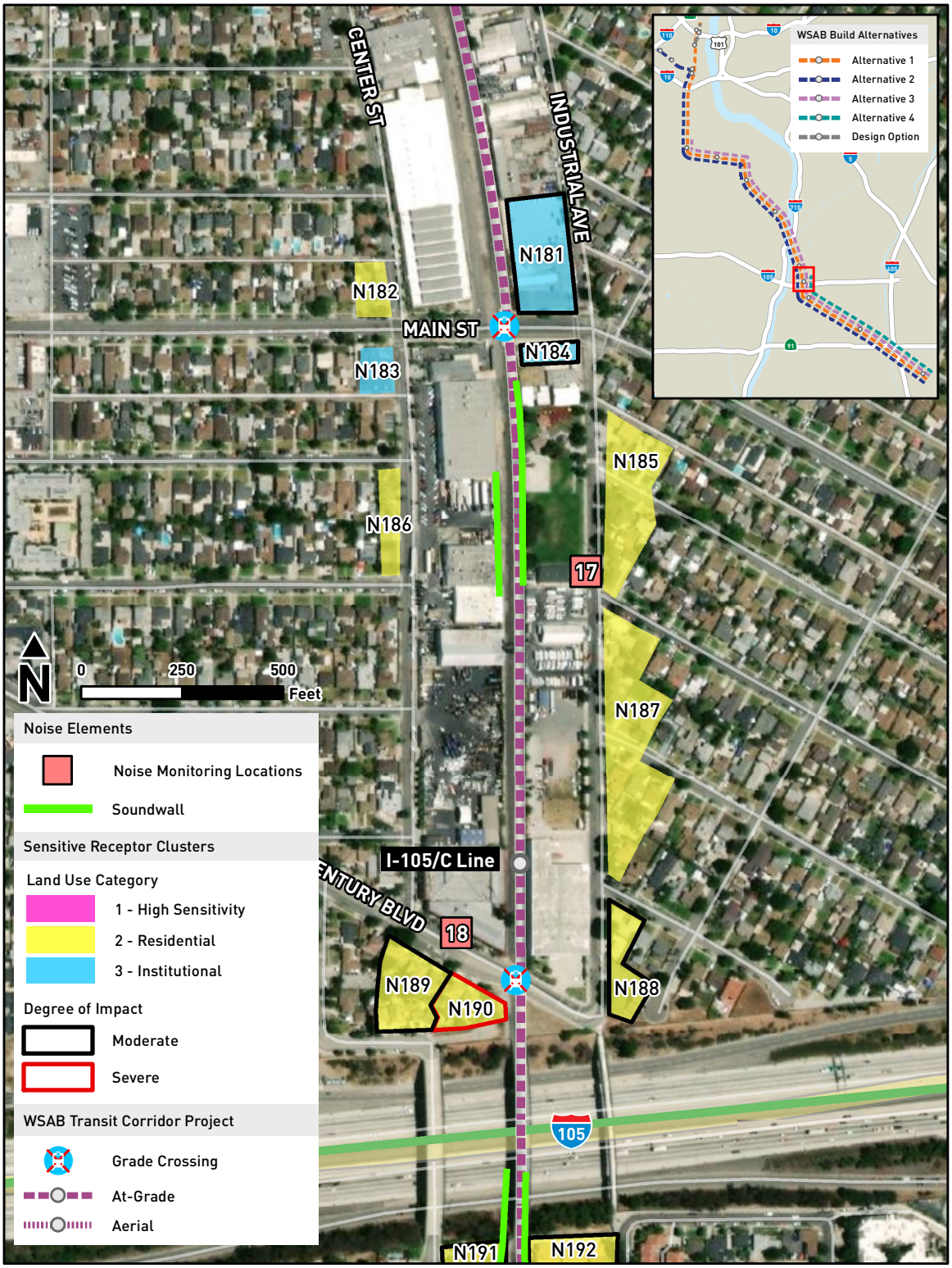

Appendix G

Mitigated LRT Noise Clusters, Noise Monitoring Locations and Impacts

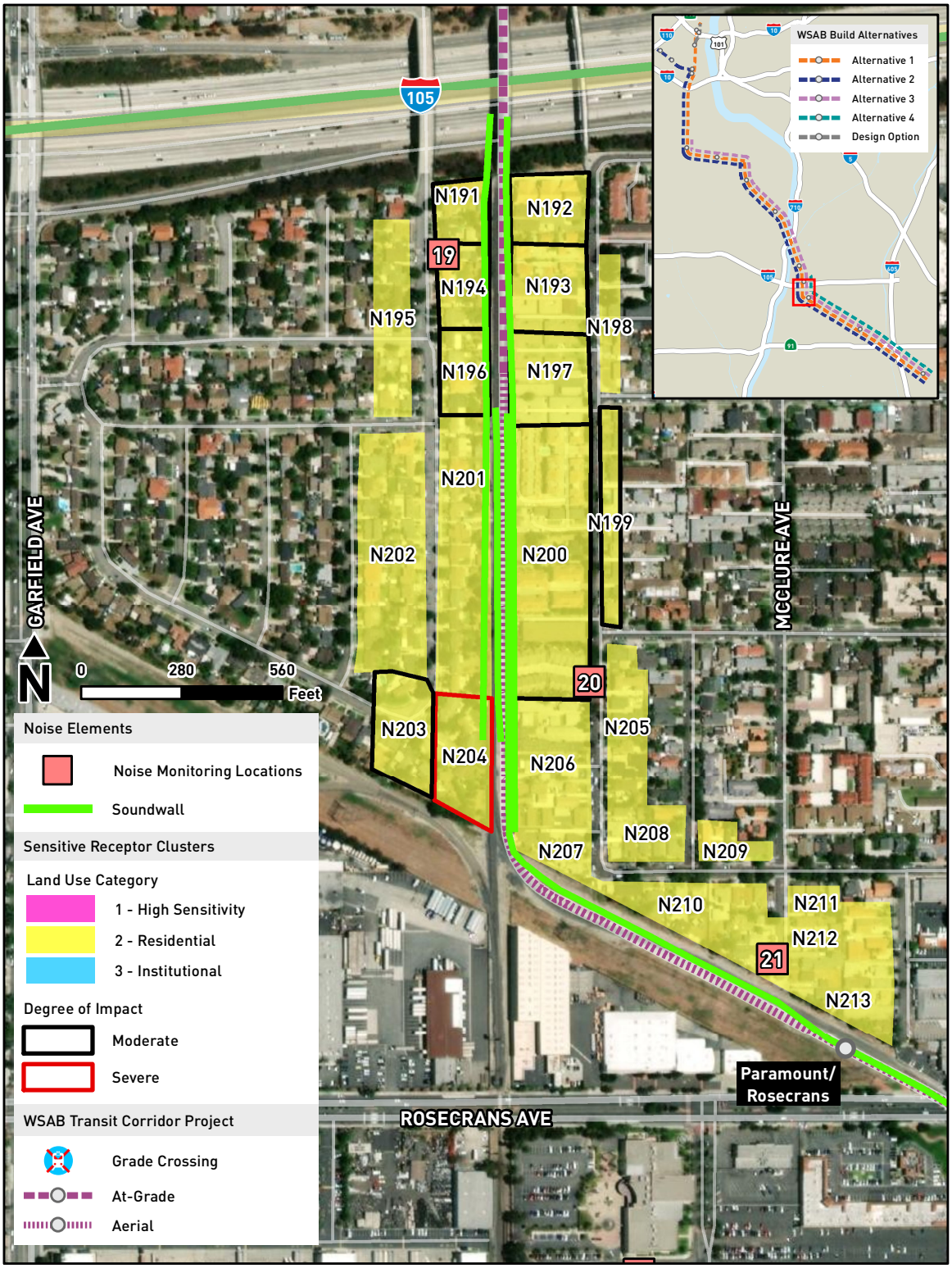

Appendix G

Mitigated LRT Noise Clusters, Noise Monitoring Locations and Impacts

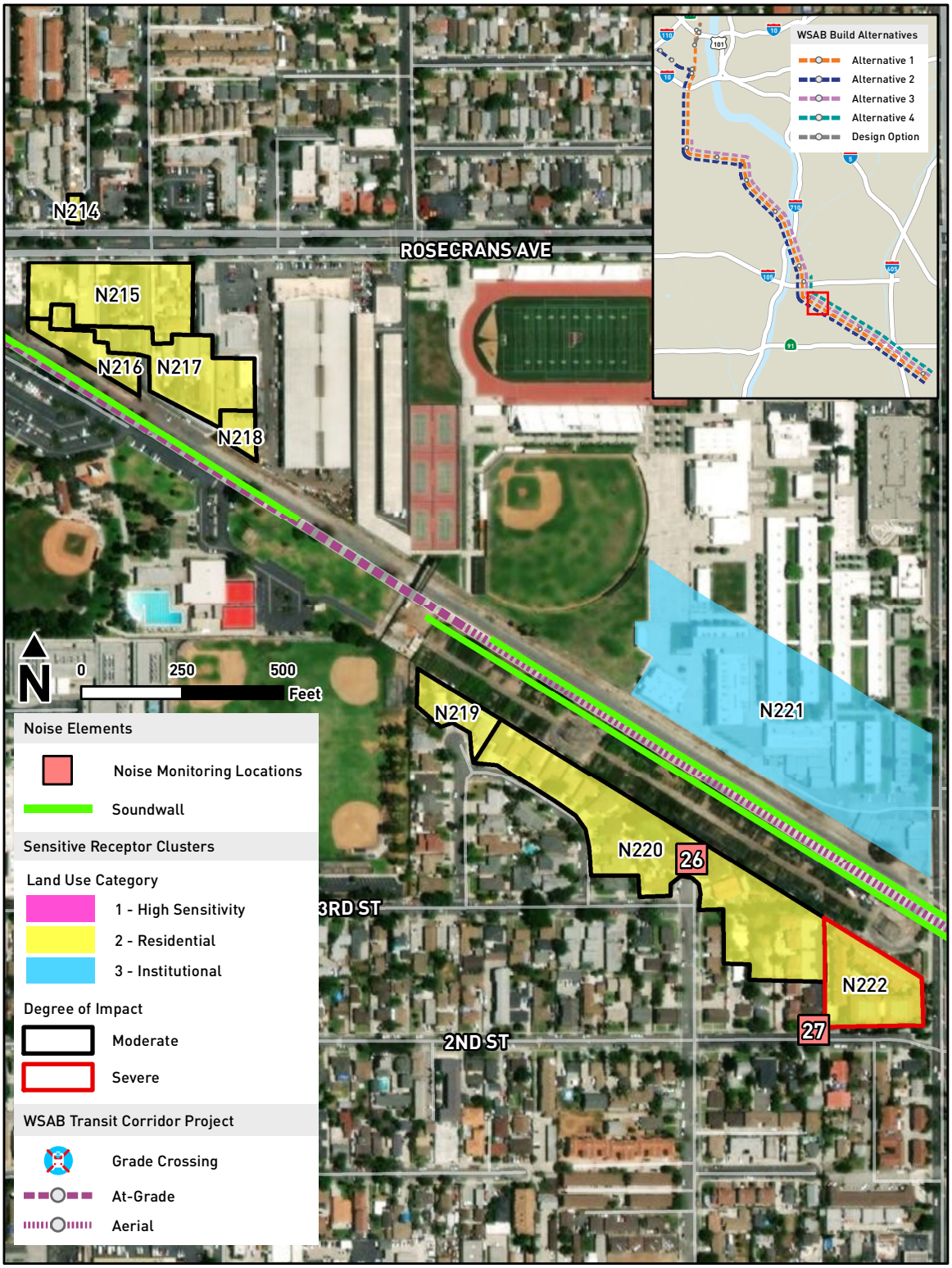

Appendix G

Mitigated LRT Noise Clusters, Noise Monitoring Locations and Impacts

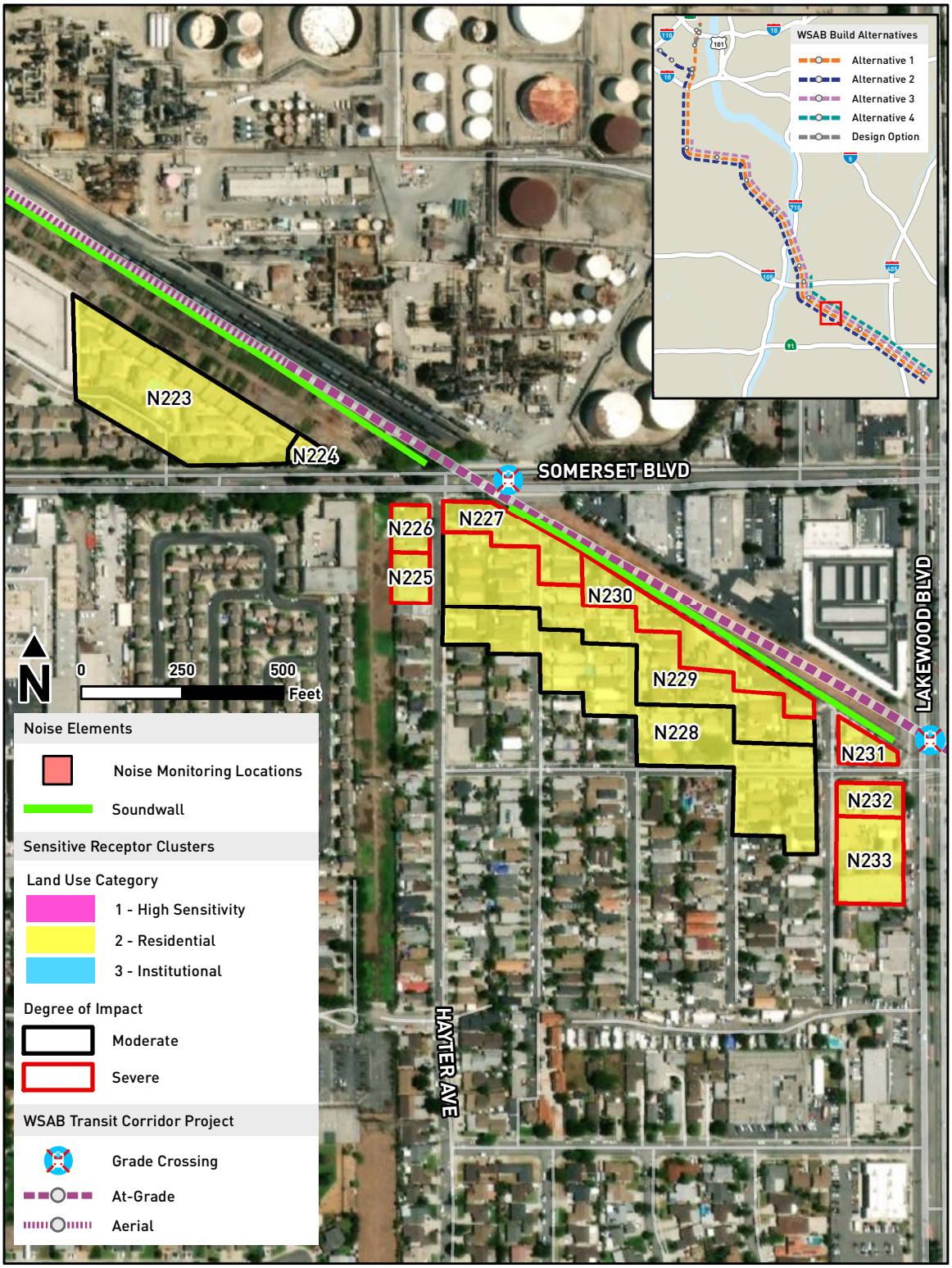

Appendix G

Mitigated LRT Noise Clusters, Noise Monitoring Locations and Impacts

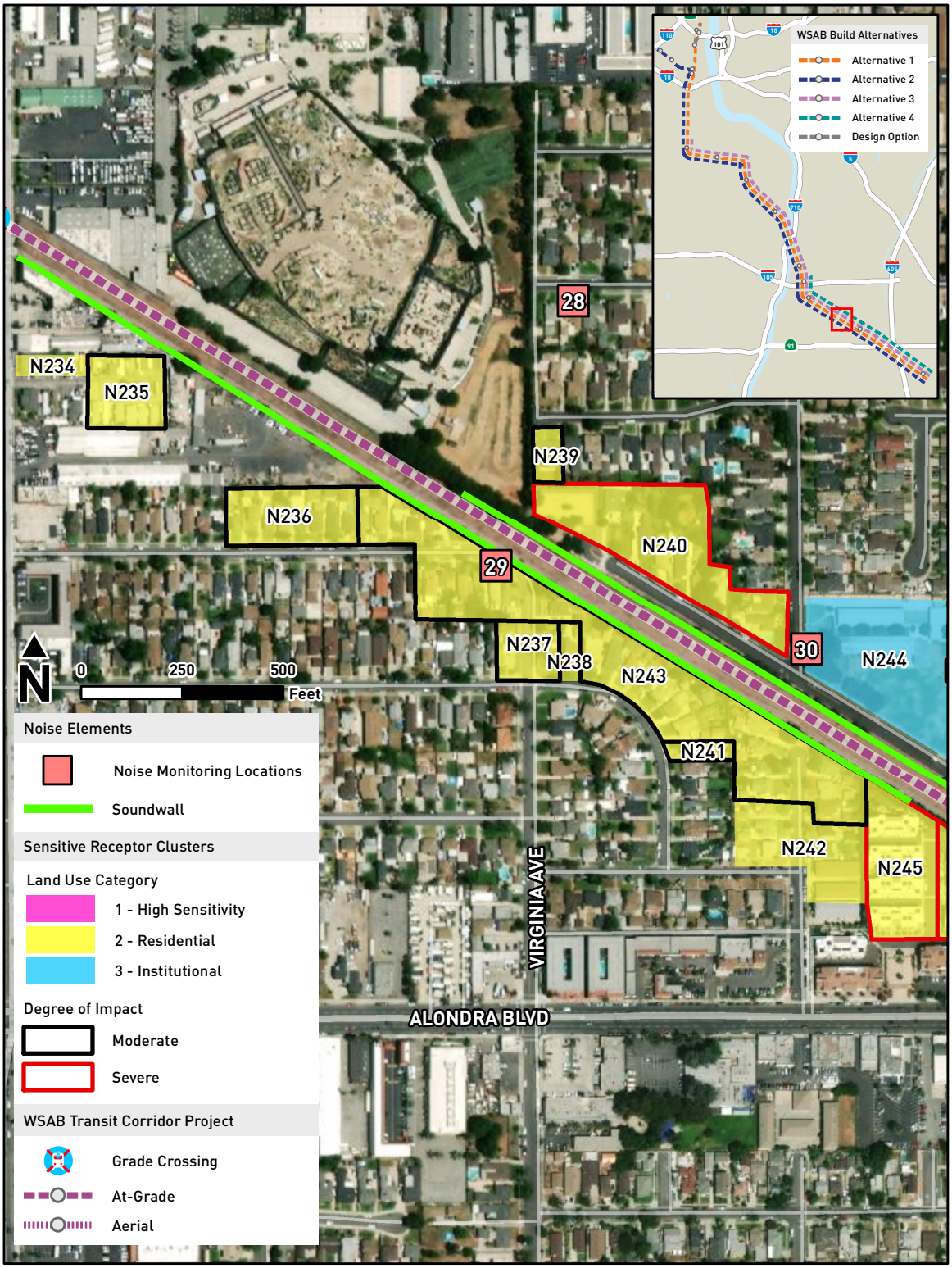

Appendix G

Mitigated LRT Noise Clusters, Noise Monitoring Locations and Impacts

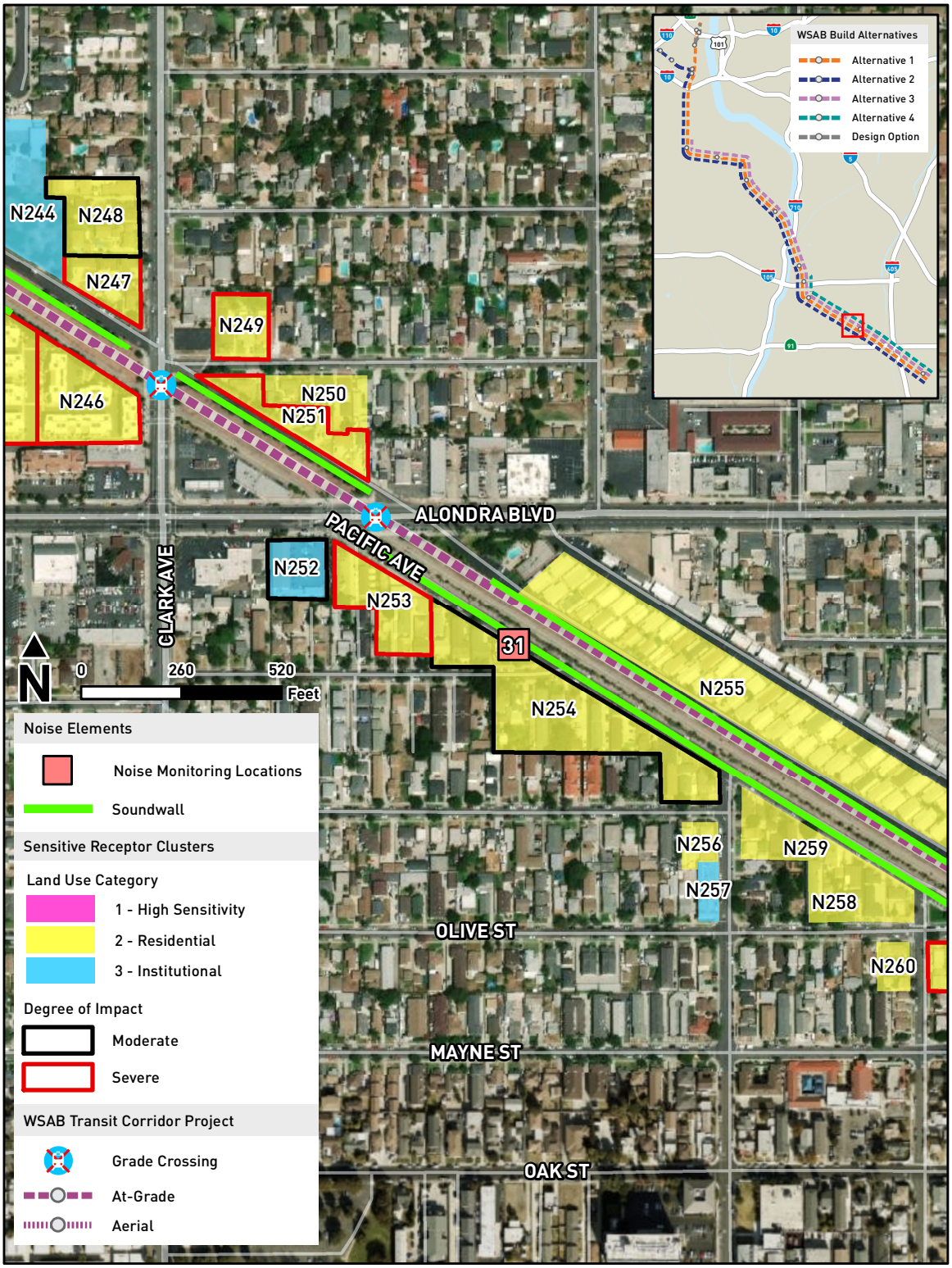

Appendix G

Mitigated LRT Noise Clusters, Noise Monitoring Locations and Impacts

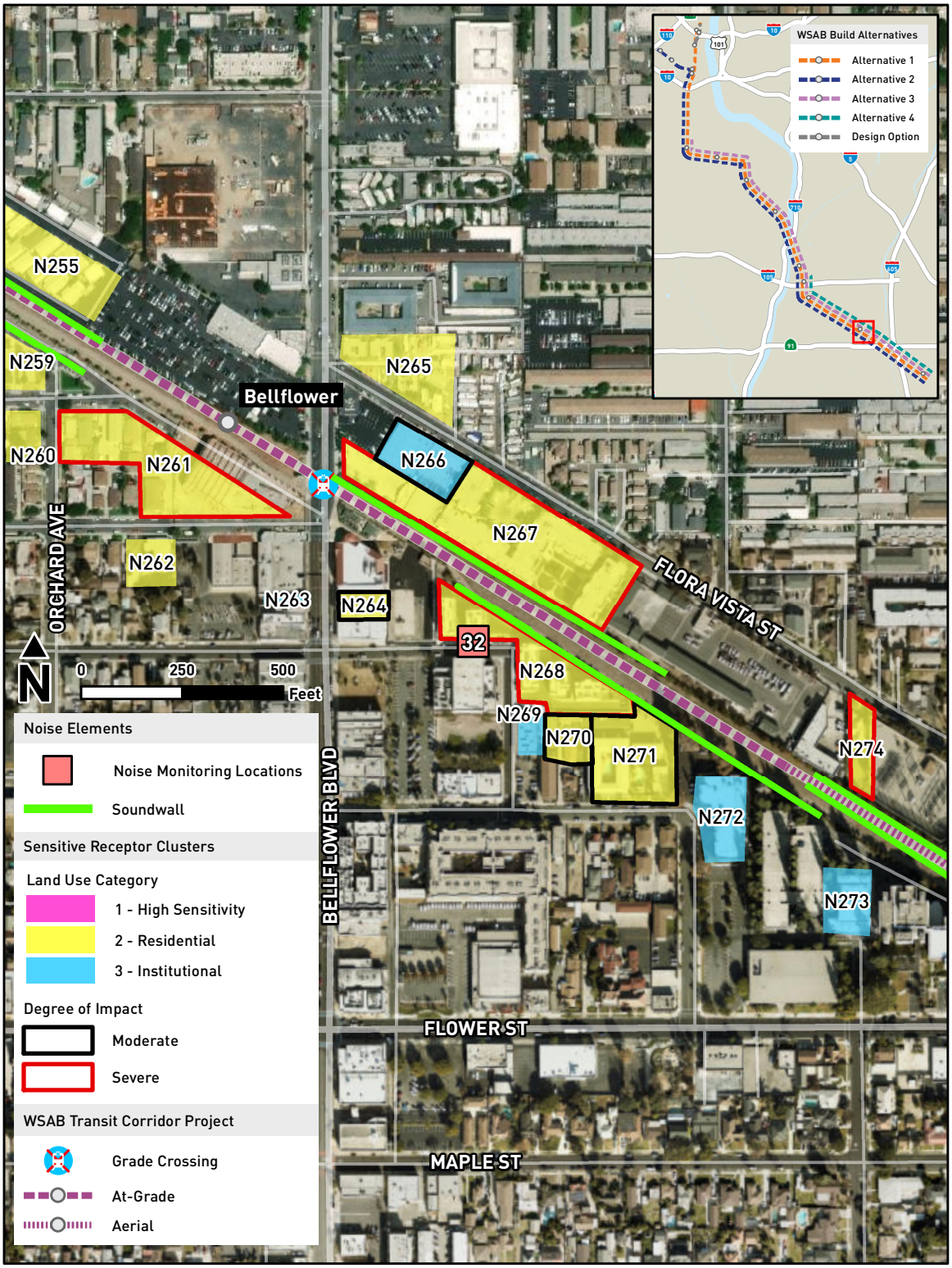

Appendix G

Mitigated LRT Noise Clusters, Noise Monitoring Locations and Impacts

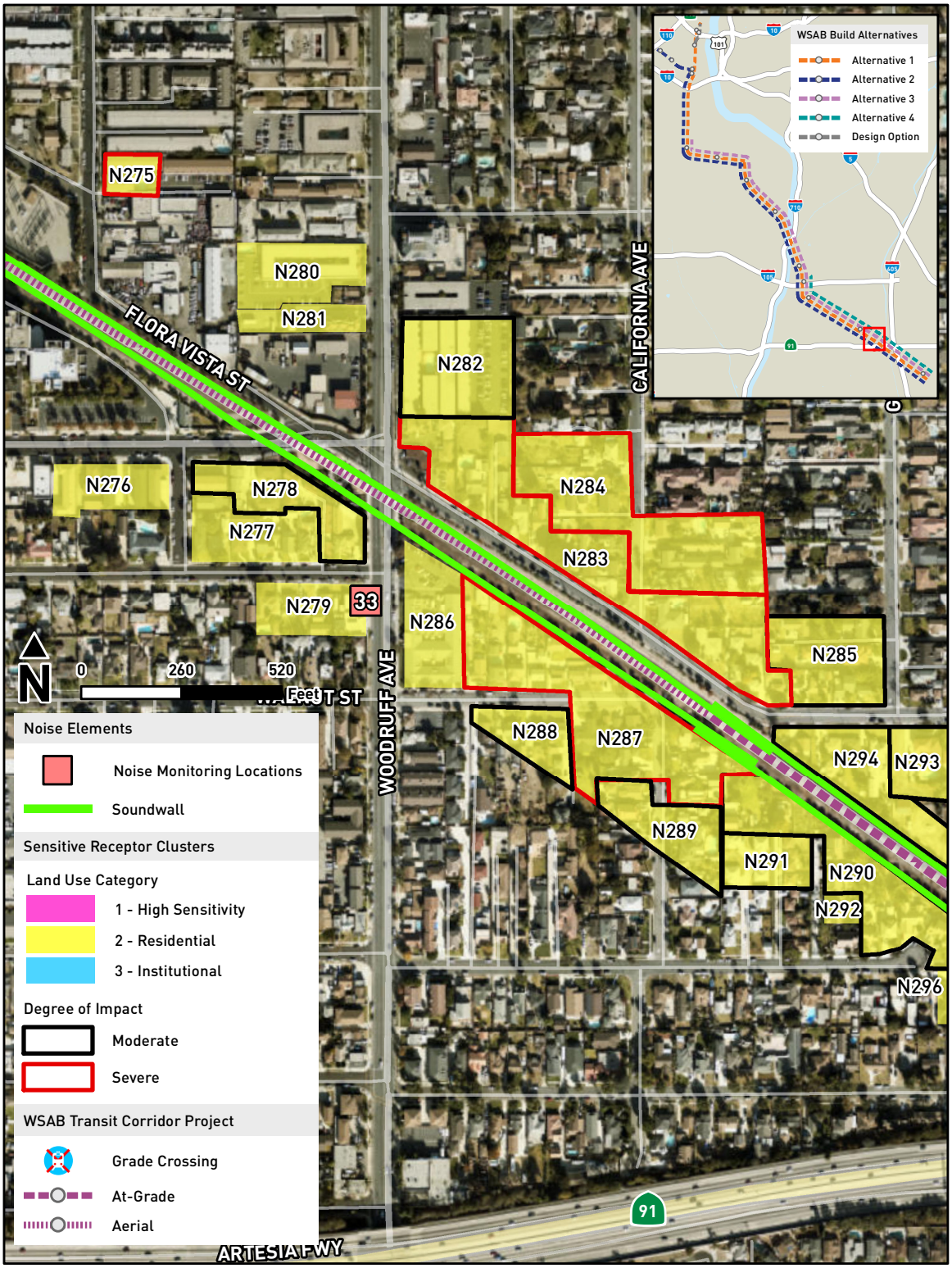

Appendix G

Mitigated LRT Noise Clusters, Noise Monitoring Locations and Impacts

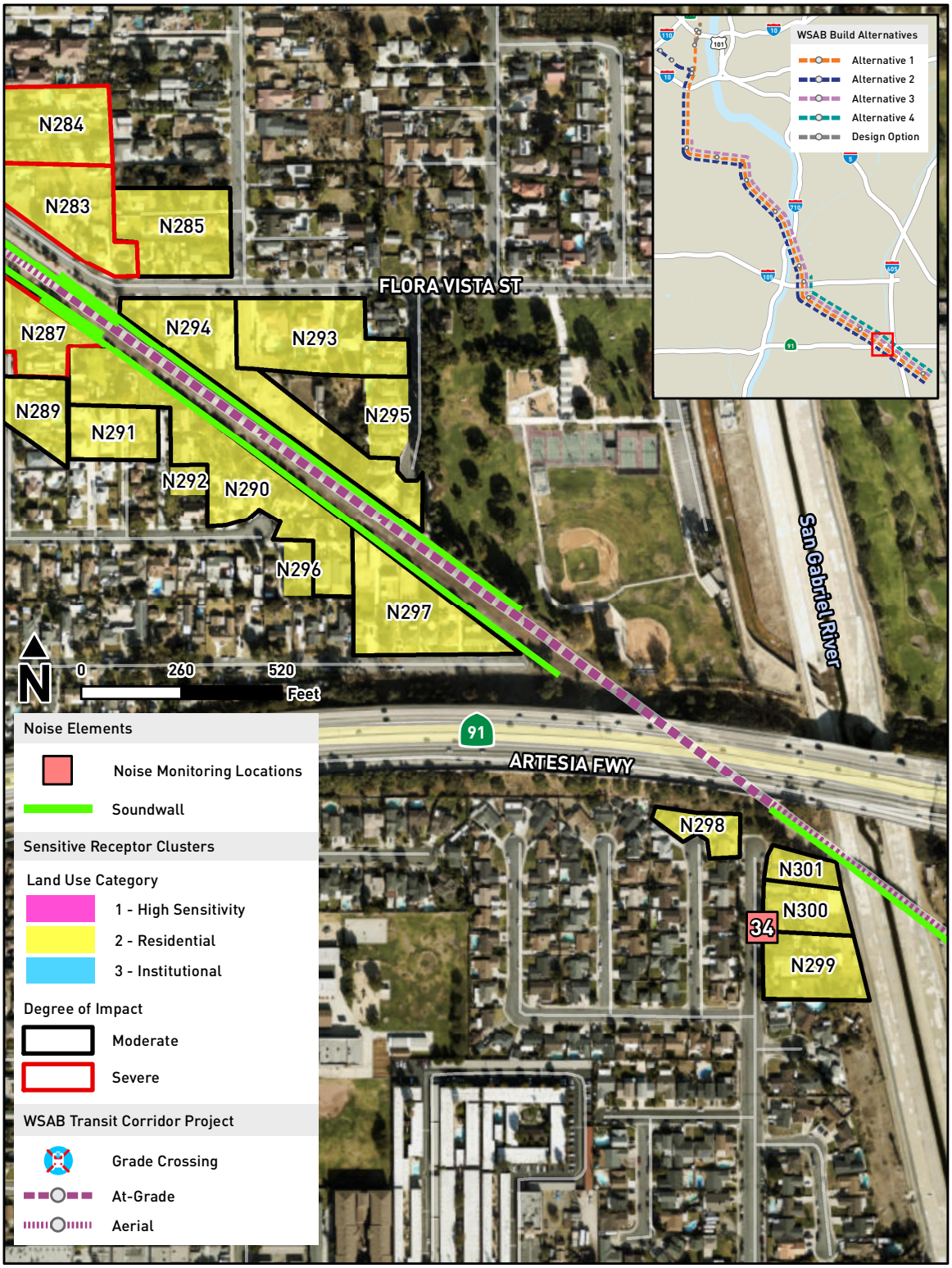

Appendix G

Mitigated LRT Noise Clusters, Noise Monitoring Locations and Impacts

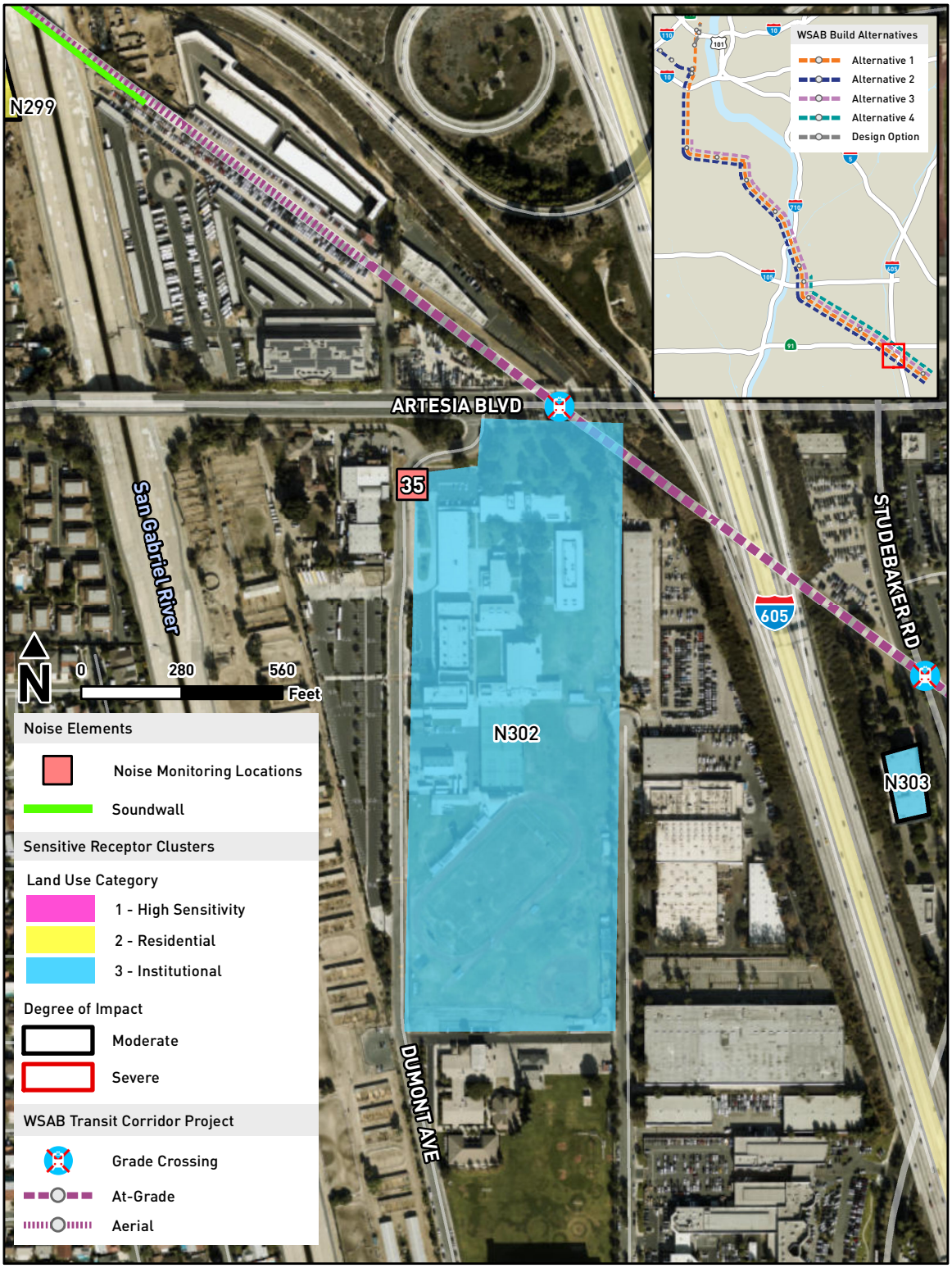

Appendix G

Mitigated LRT Noise Clusters, Noise Monitoring Locations and Impacts

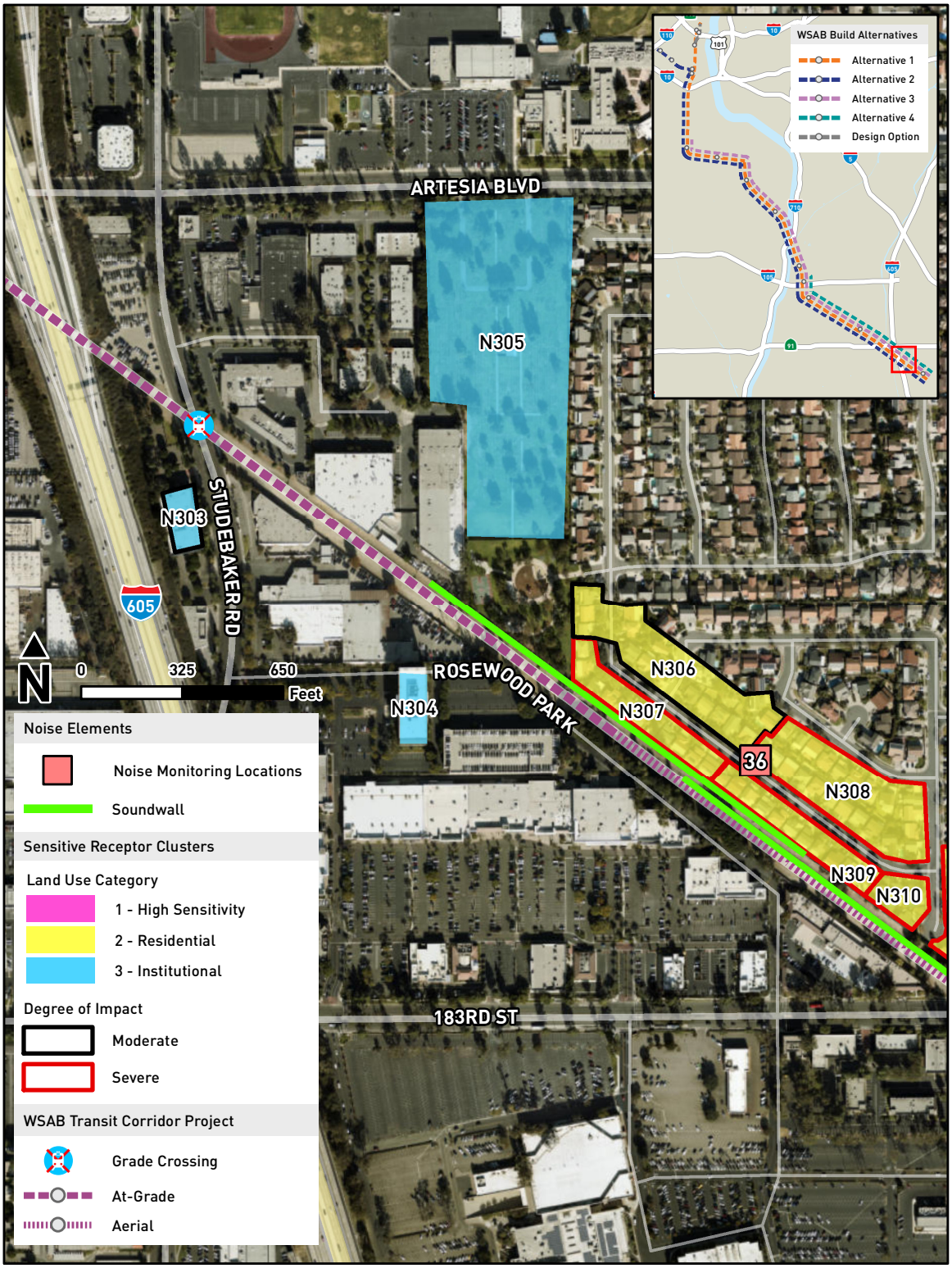

Appendix G

Mitigated LRT Noise Clusters, Noise Monitoring Locations and Impacts

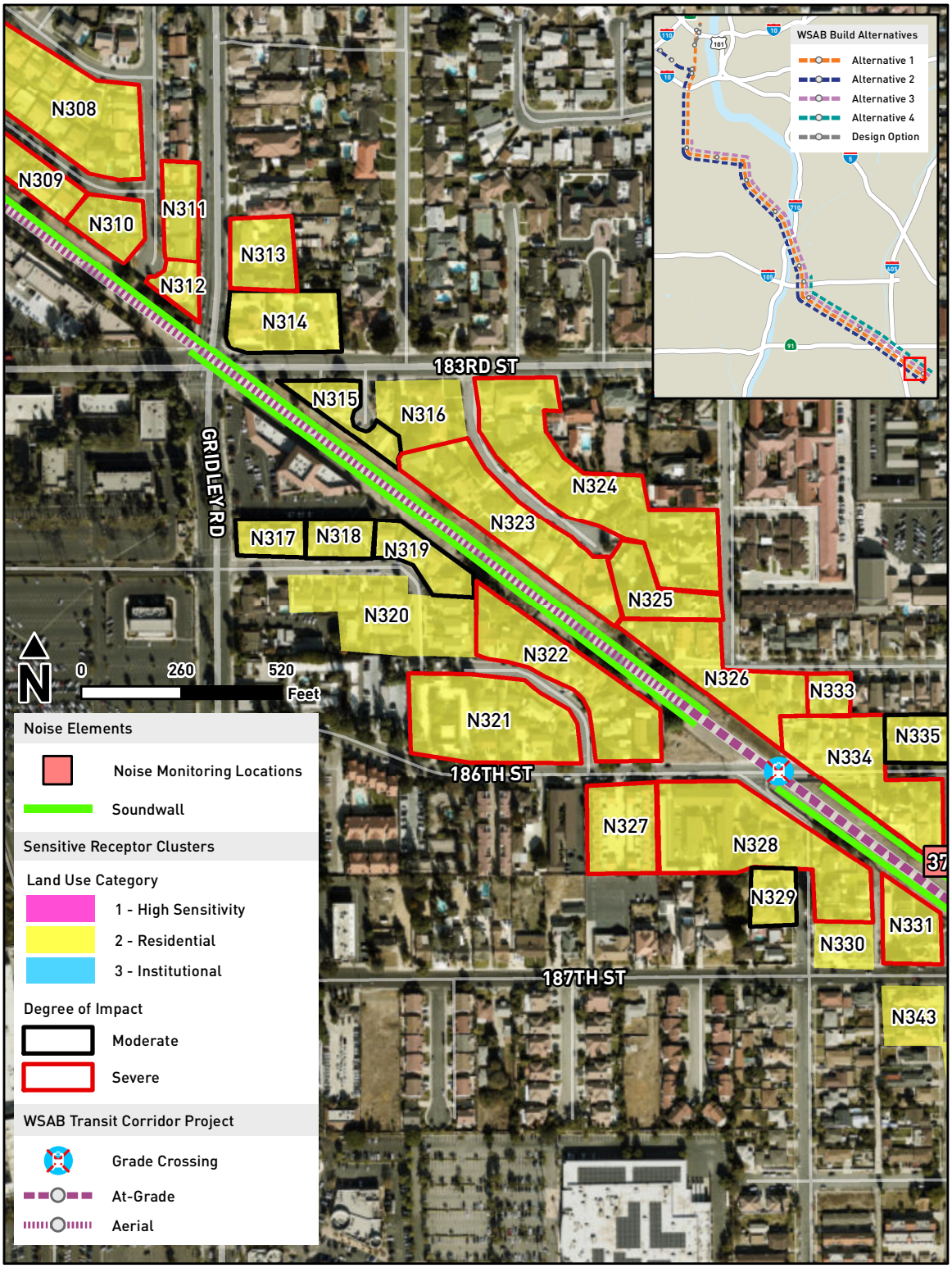

Appendix G

Mitigated LRT Noise Clusters, Noise Monitoring Locations and Impacts

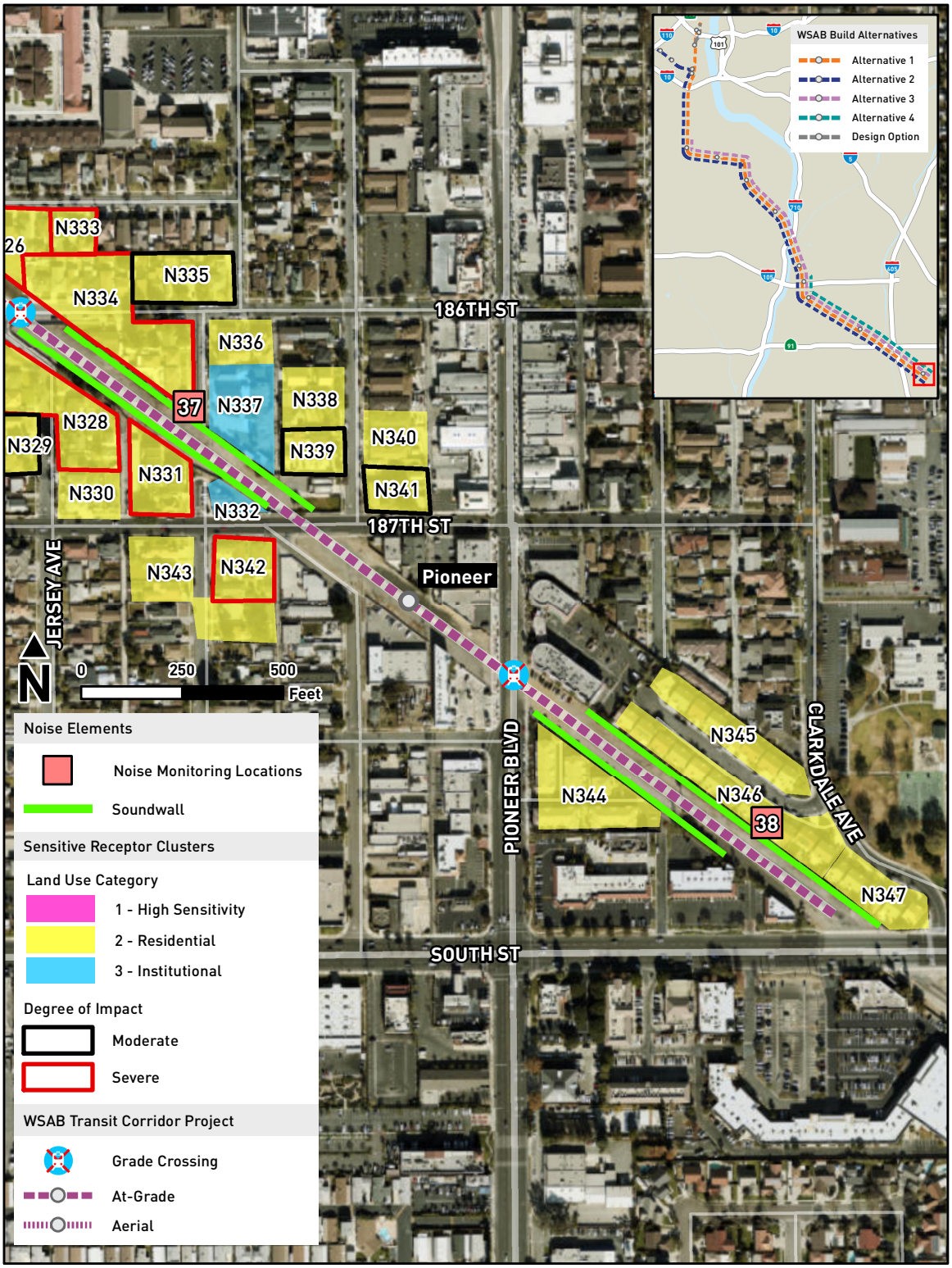

APPENDIX H MITIGATED VIBRATION CLUSTERS

Appendix H
Mitigated Vibration Clusters

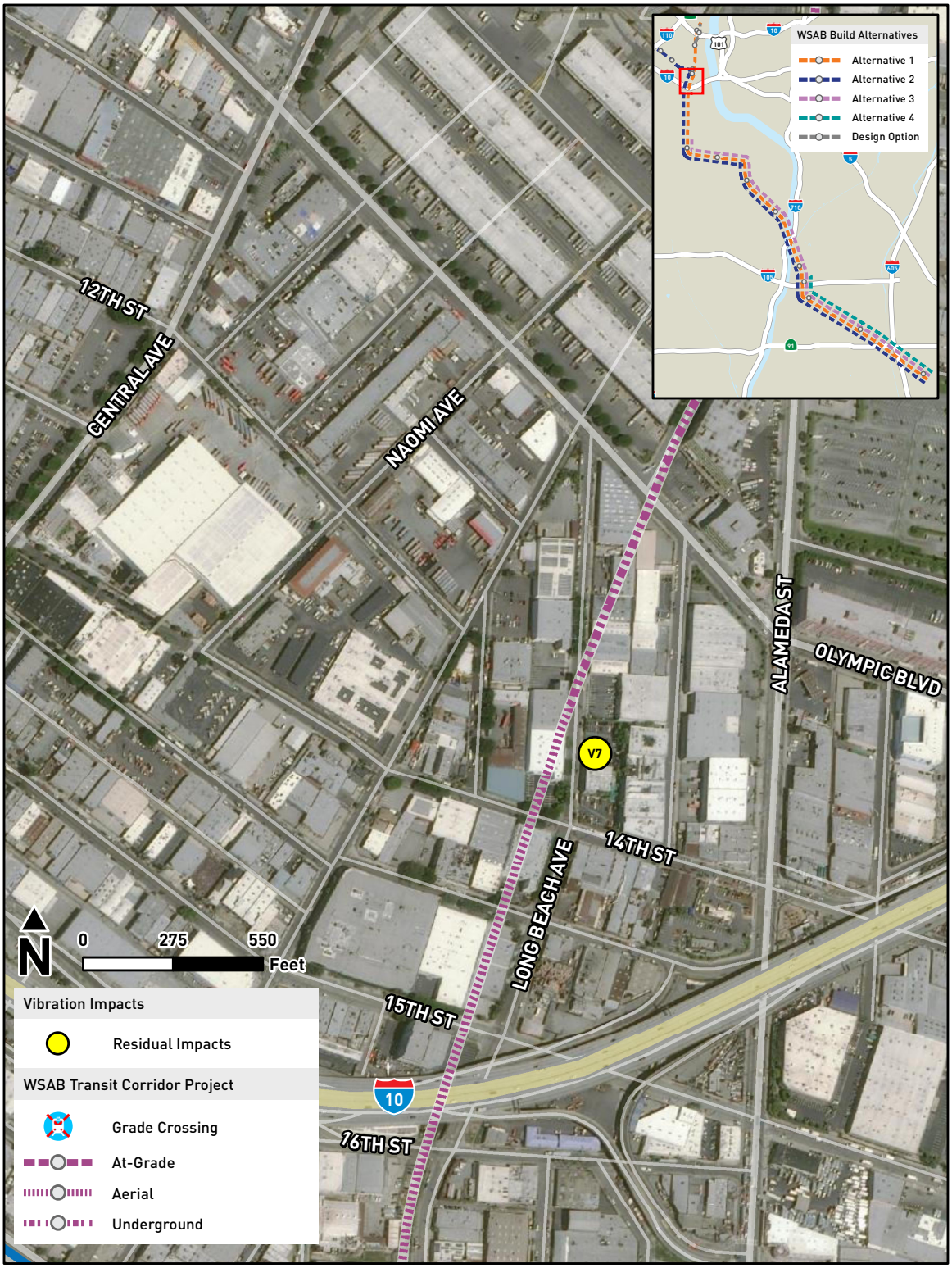

Appendix H
Mitigated Vibration Clusters

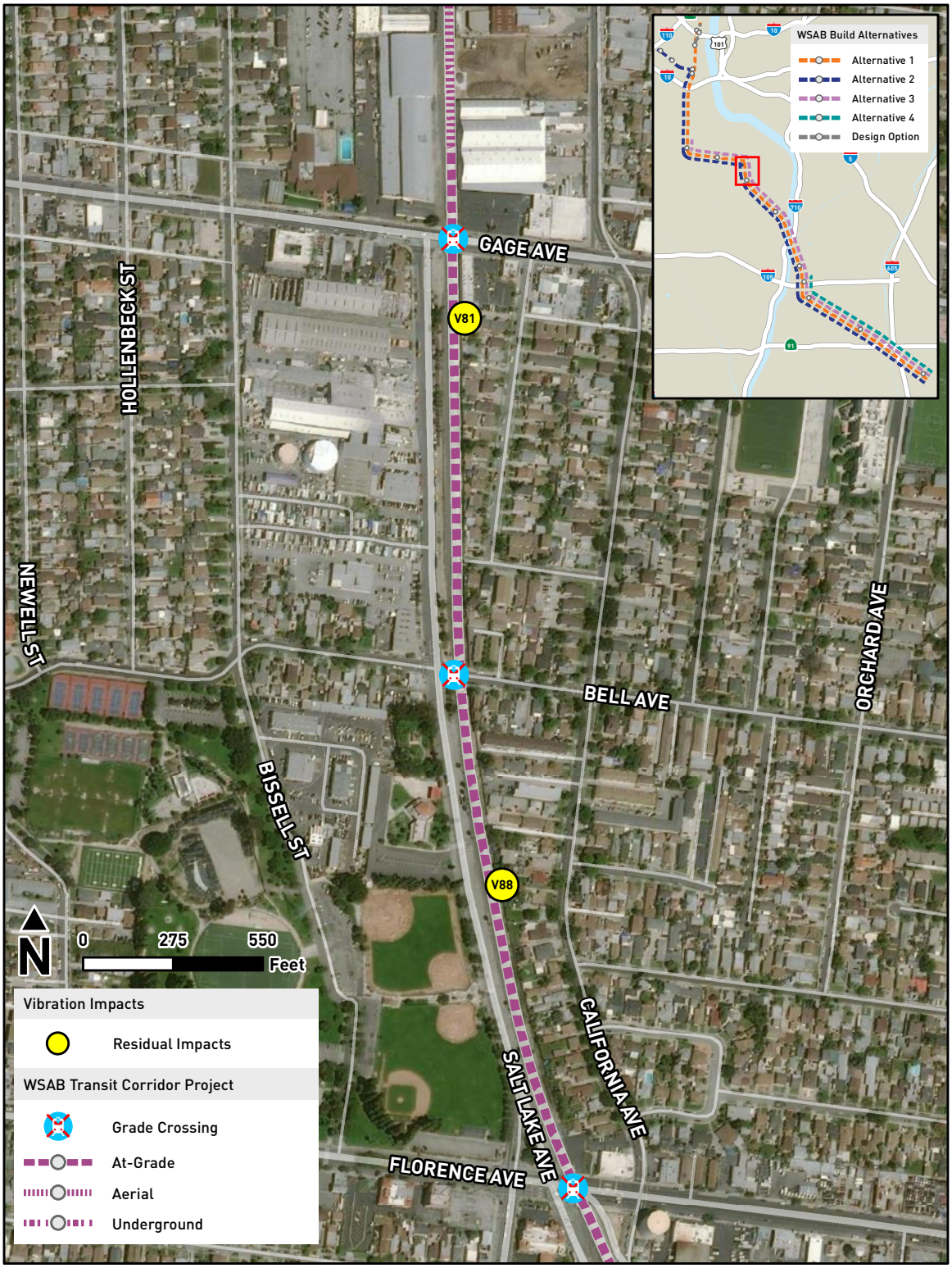

Appendix H
Mitigated Vibration Clusters

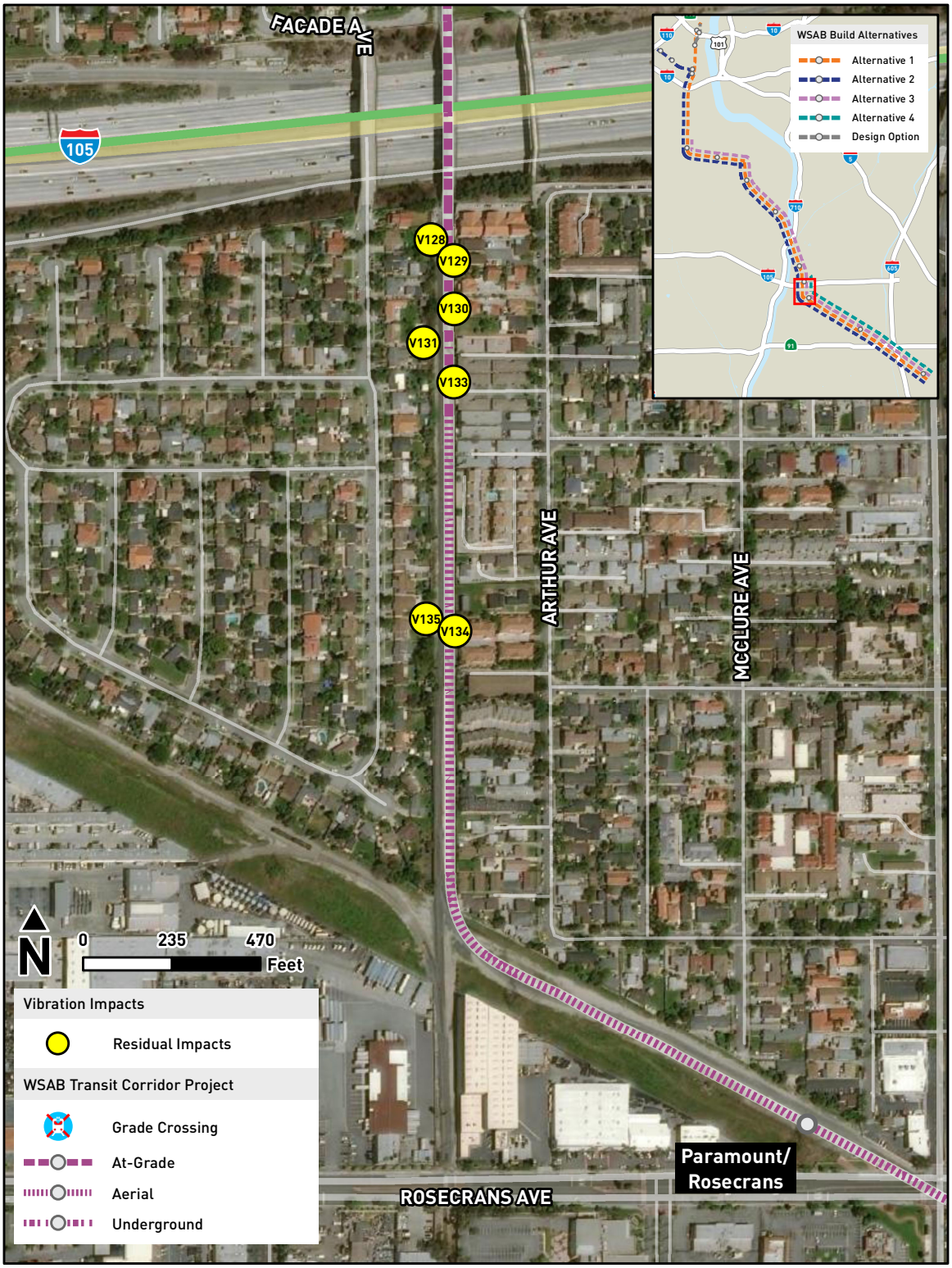

Appendix H
Mitigated Vibration Clusters

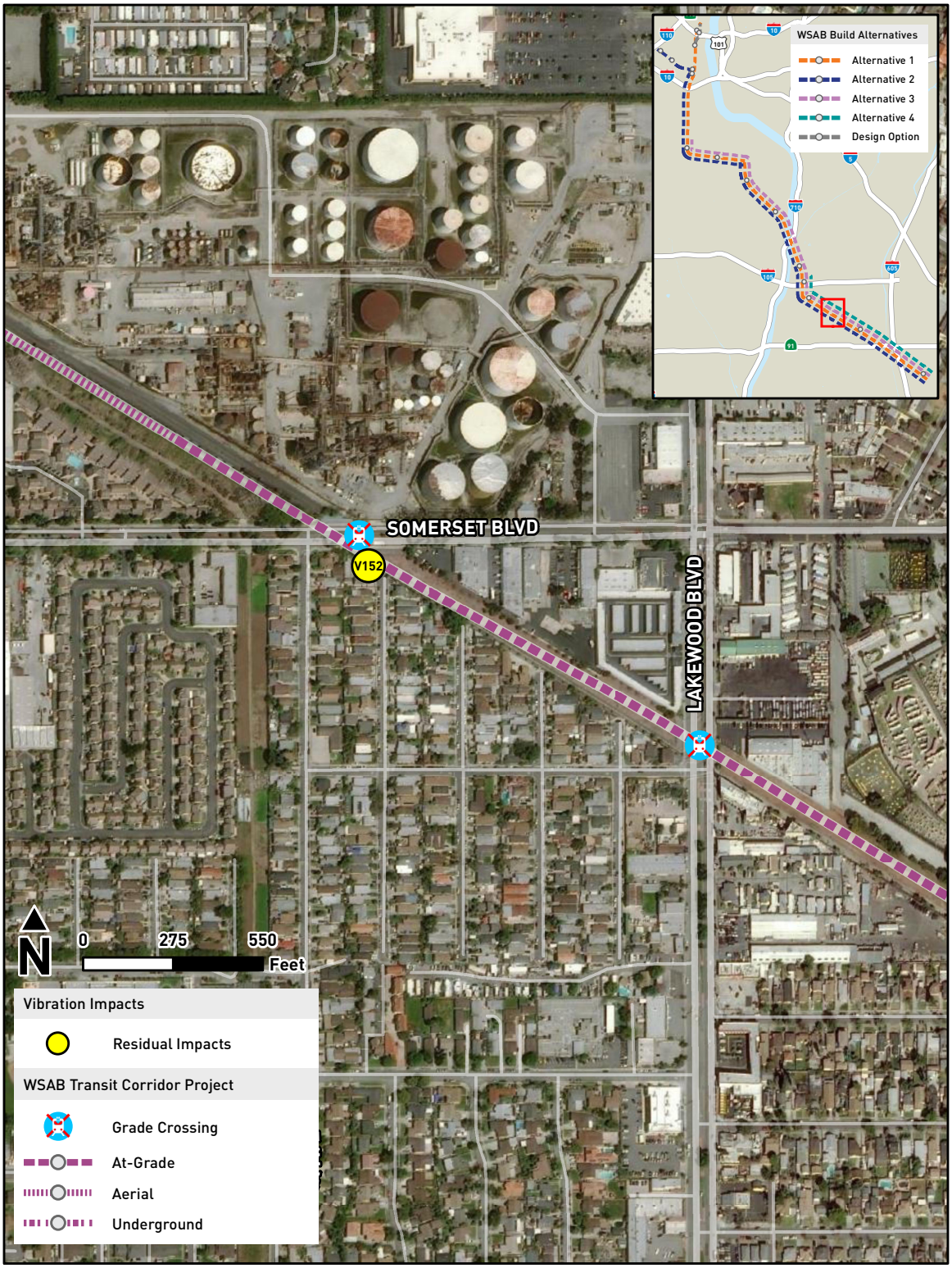

Appendix H
Mitigated Vibration Clusters

Appendix H
Mitigated Vibration Clusters

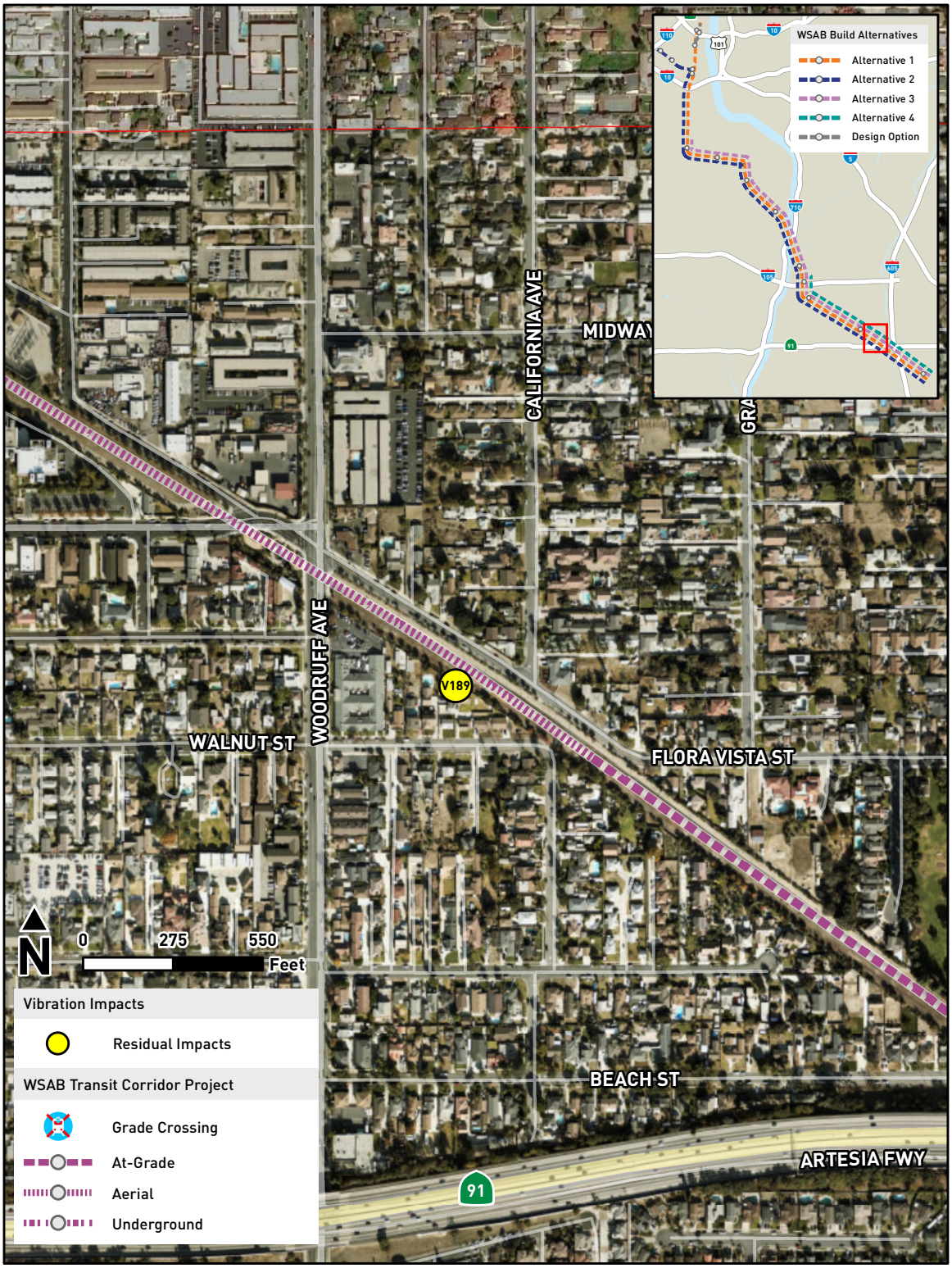

APPENDIX I MITIGATED FREIGHT CLUSTERS AND IMPACTS

Appendix I

Mitigated Freight Noise Clusters, Noise Monitoring Locations and Impacts

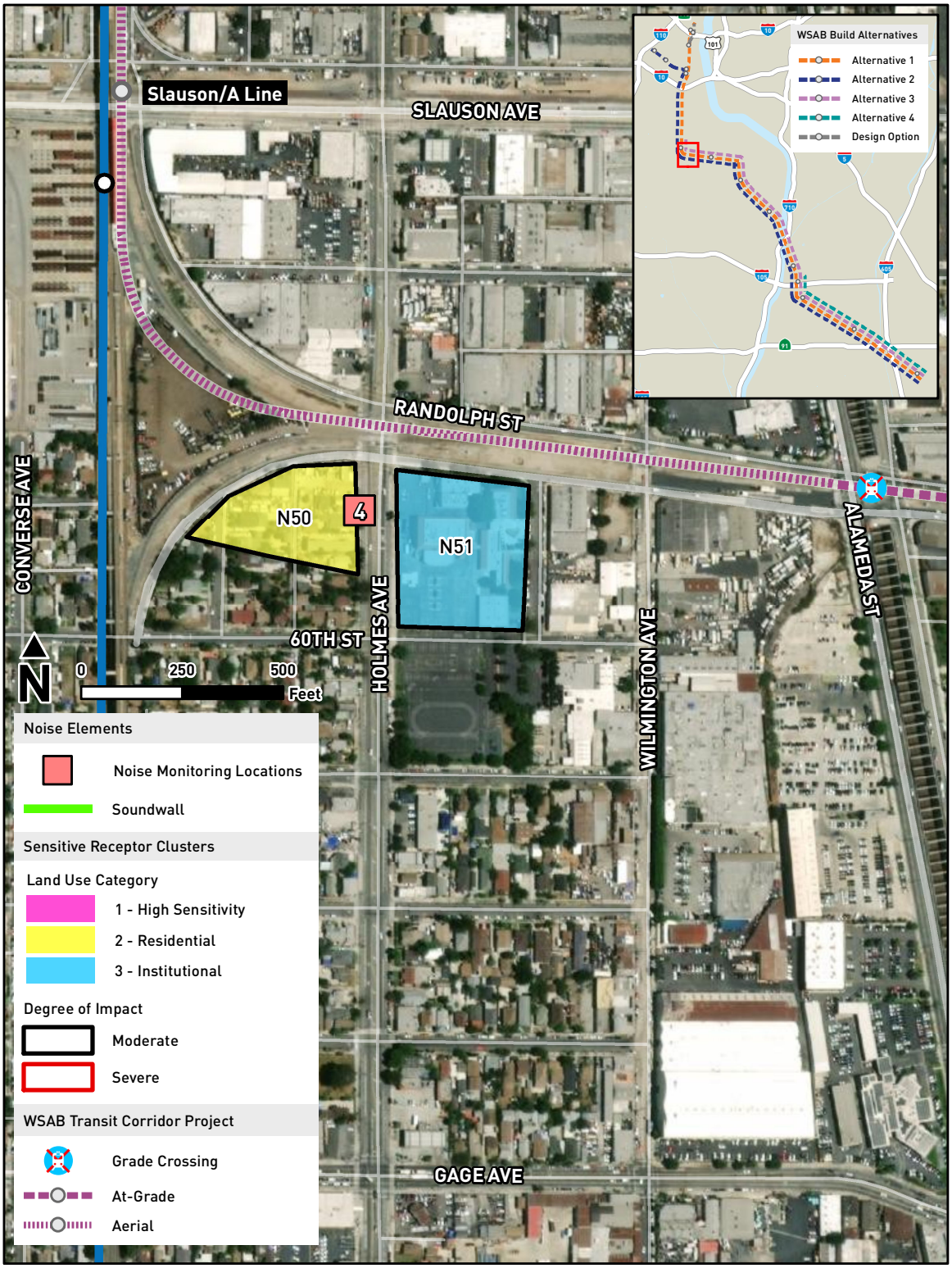

Appendix I

Mitigated Freight Noise Clusters, Noise Monitoring Locations and Impacts

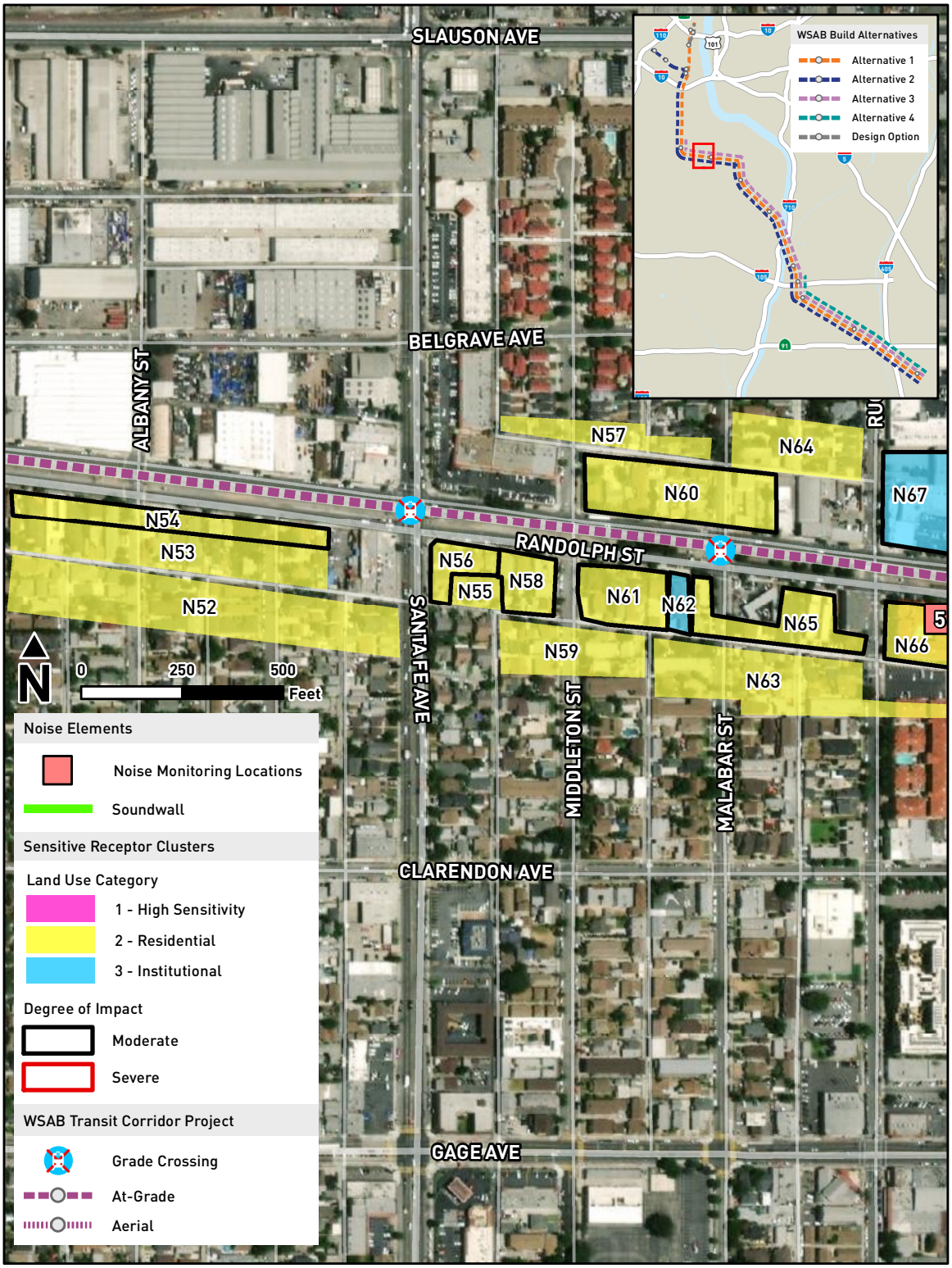

Appendix I

Mitigated Freight Noise Clusters, Noise Monitoring Locations and Impacts

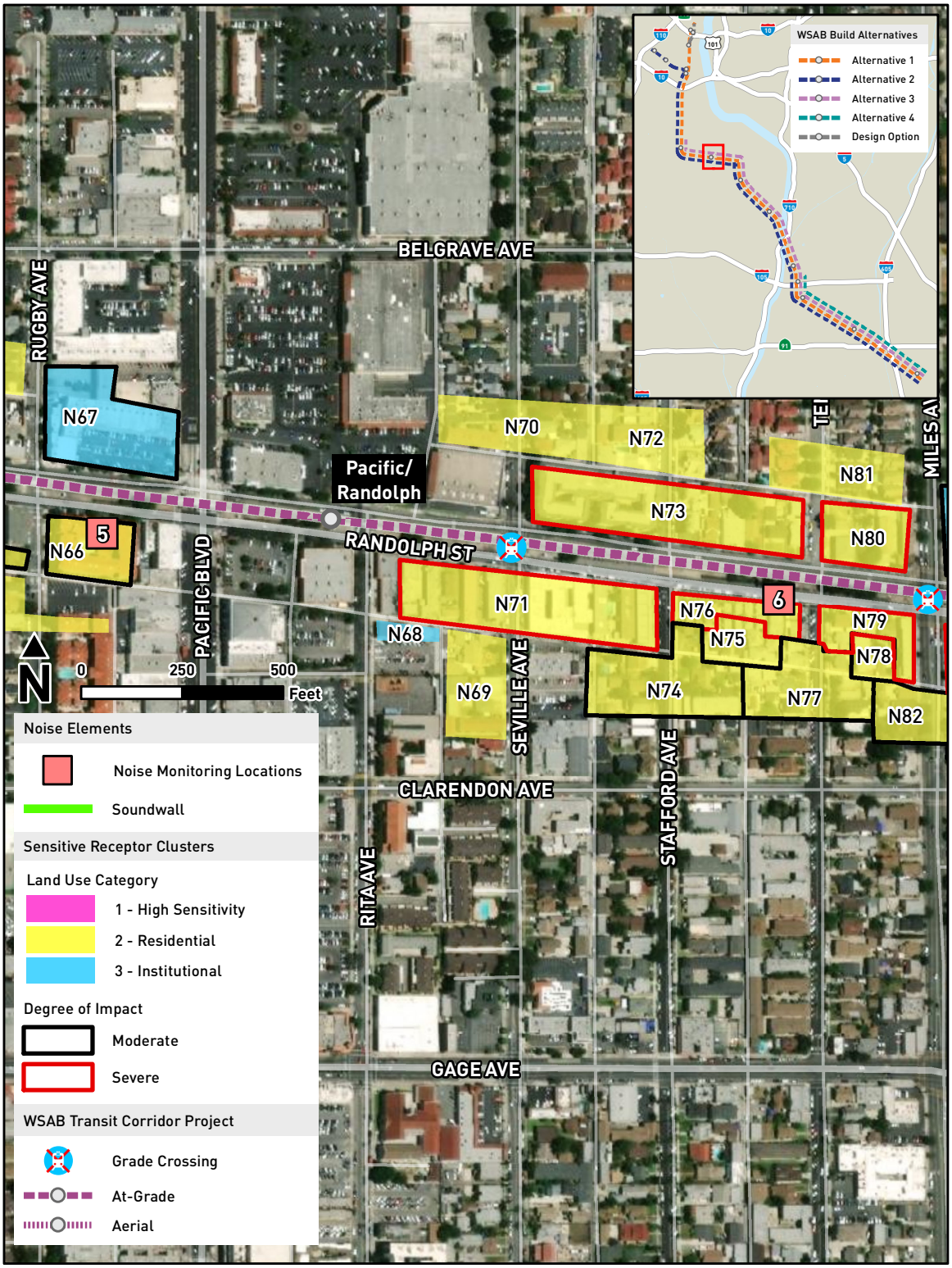

Appendix I

Mitigated Freight Noise Clusters, Noise Monitoring Locations and Impacts

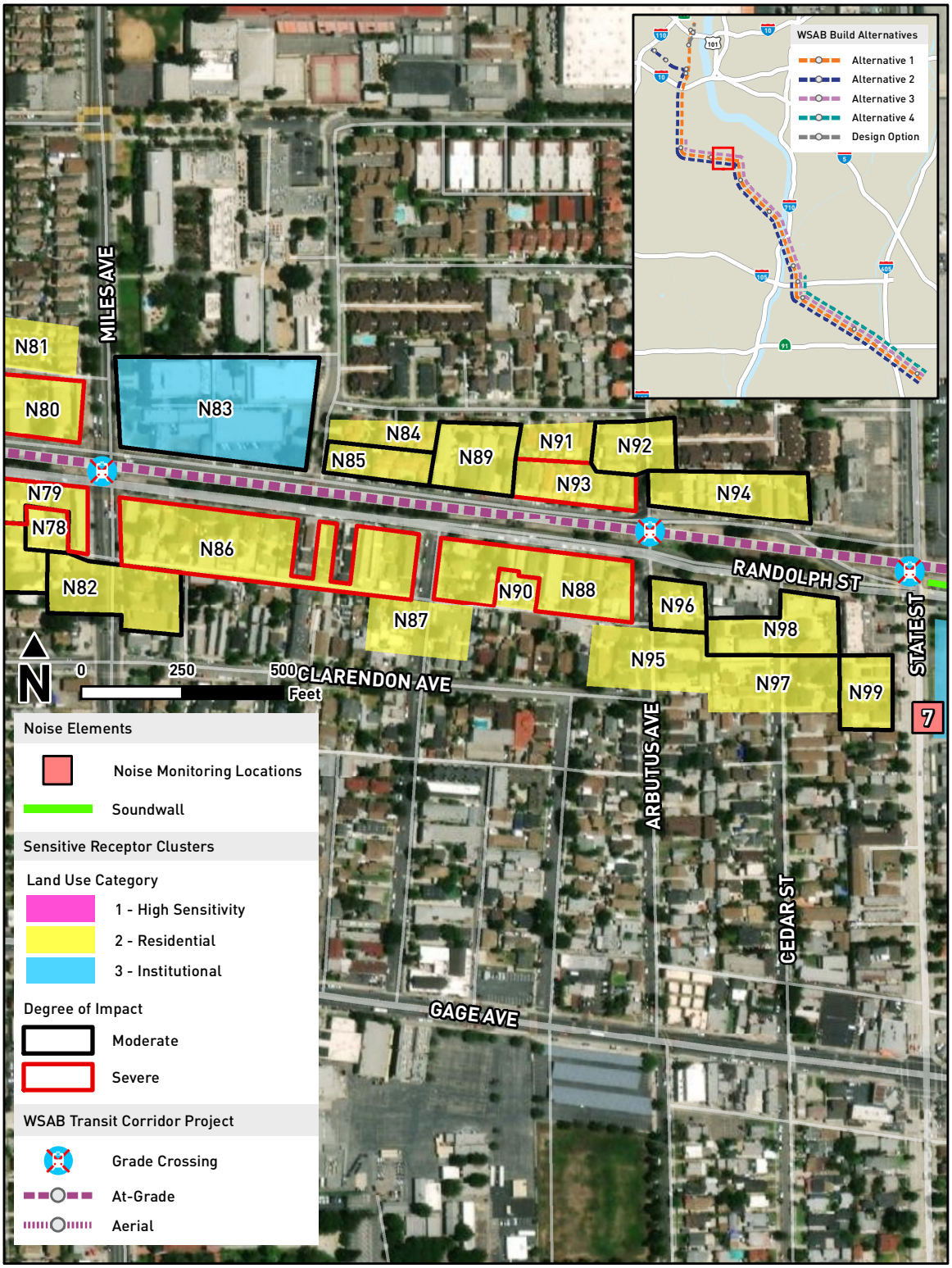

Appendix I

Mitigated Freight Noise Clusters, Noise Monitoring Locations and Impacts

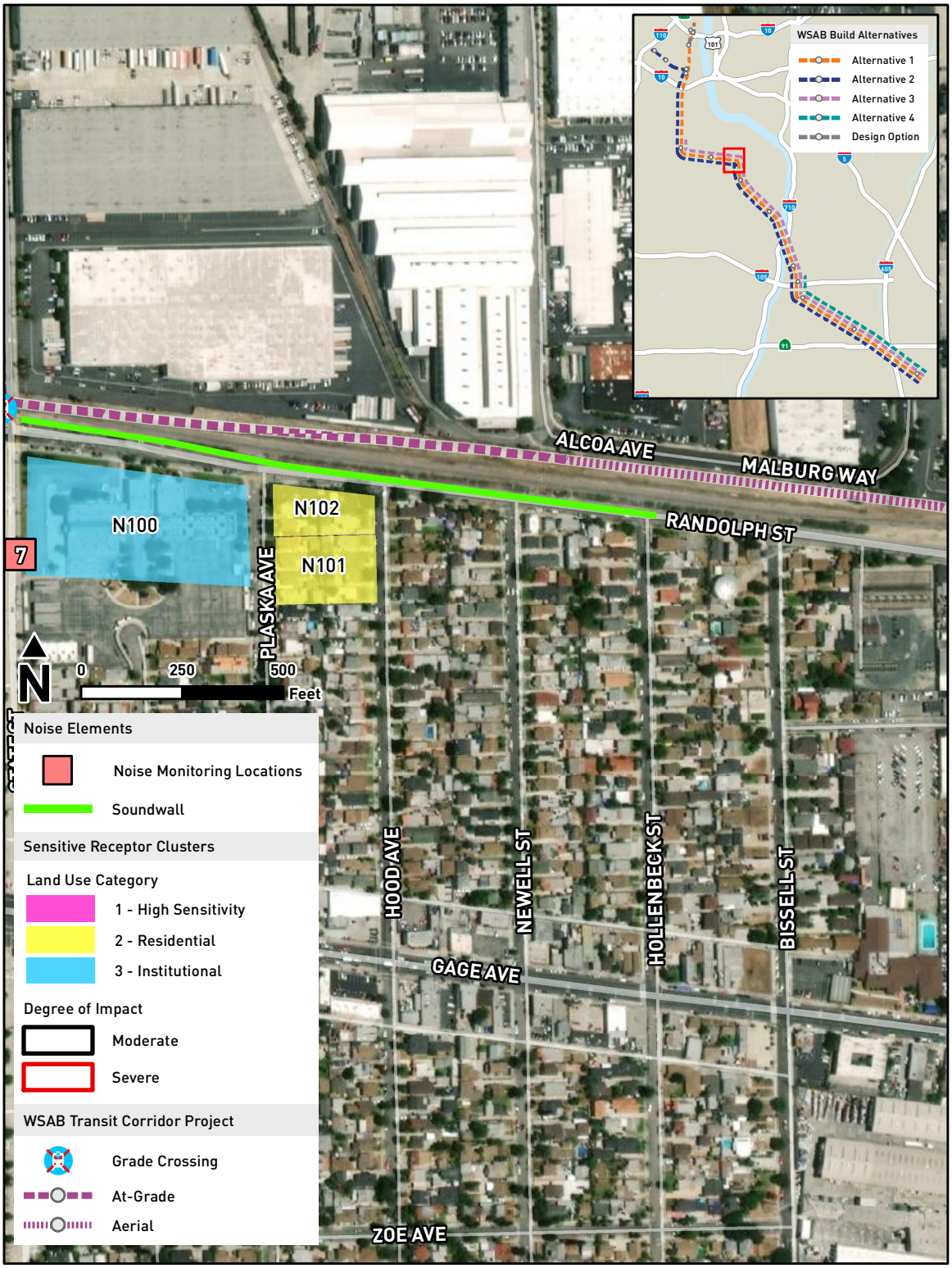

Appendix I

Mitigated Freight Noise Clusters, Noise Monitoring Locations and Impacts

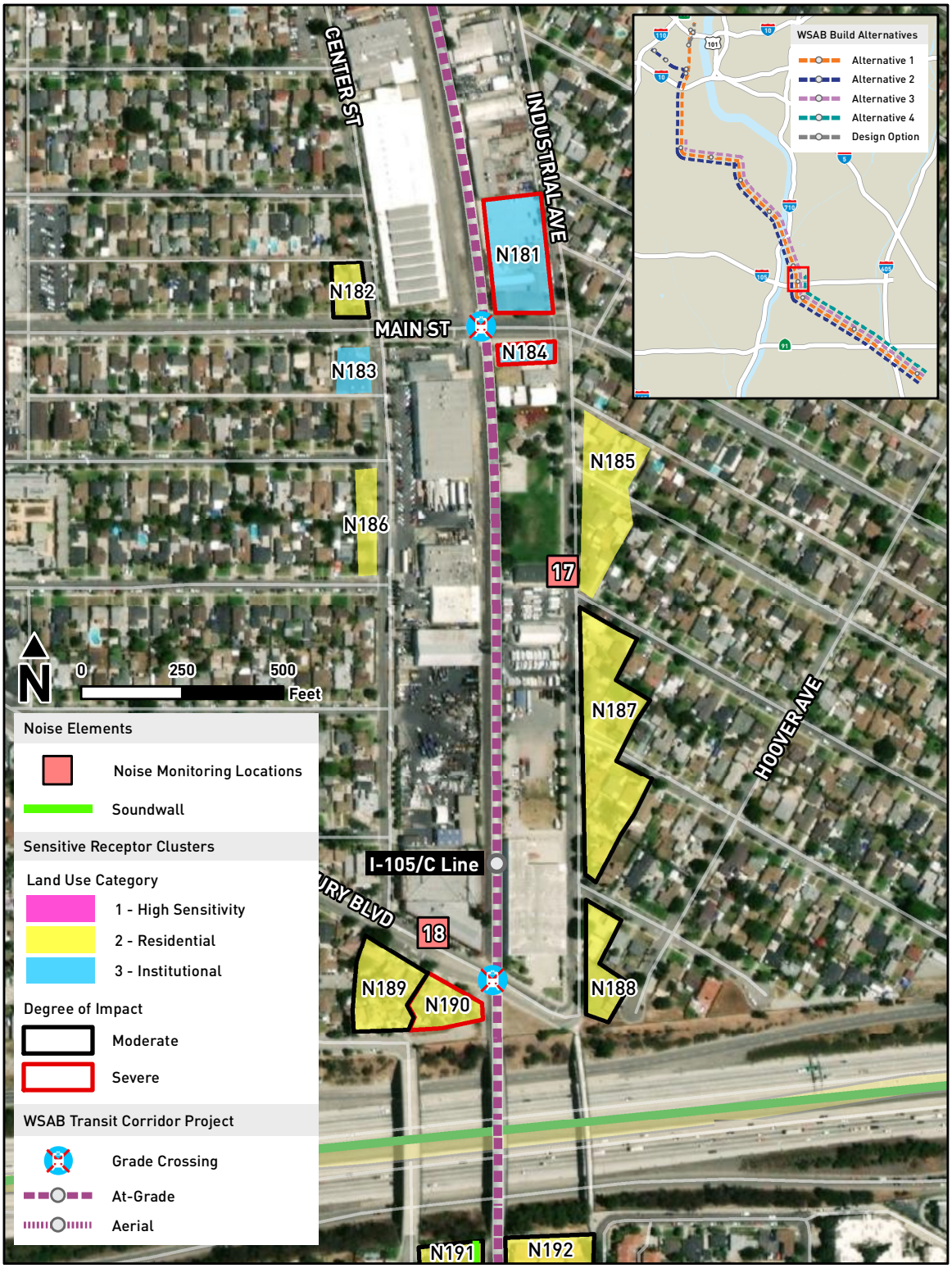

Appendix I

Mitigated Freight Noise Clusters, Noise Monitoring Locations and Impacts

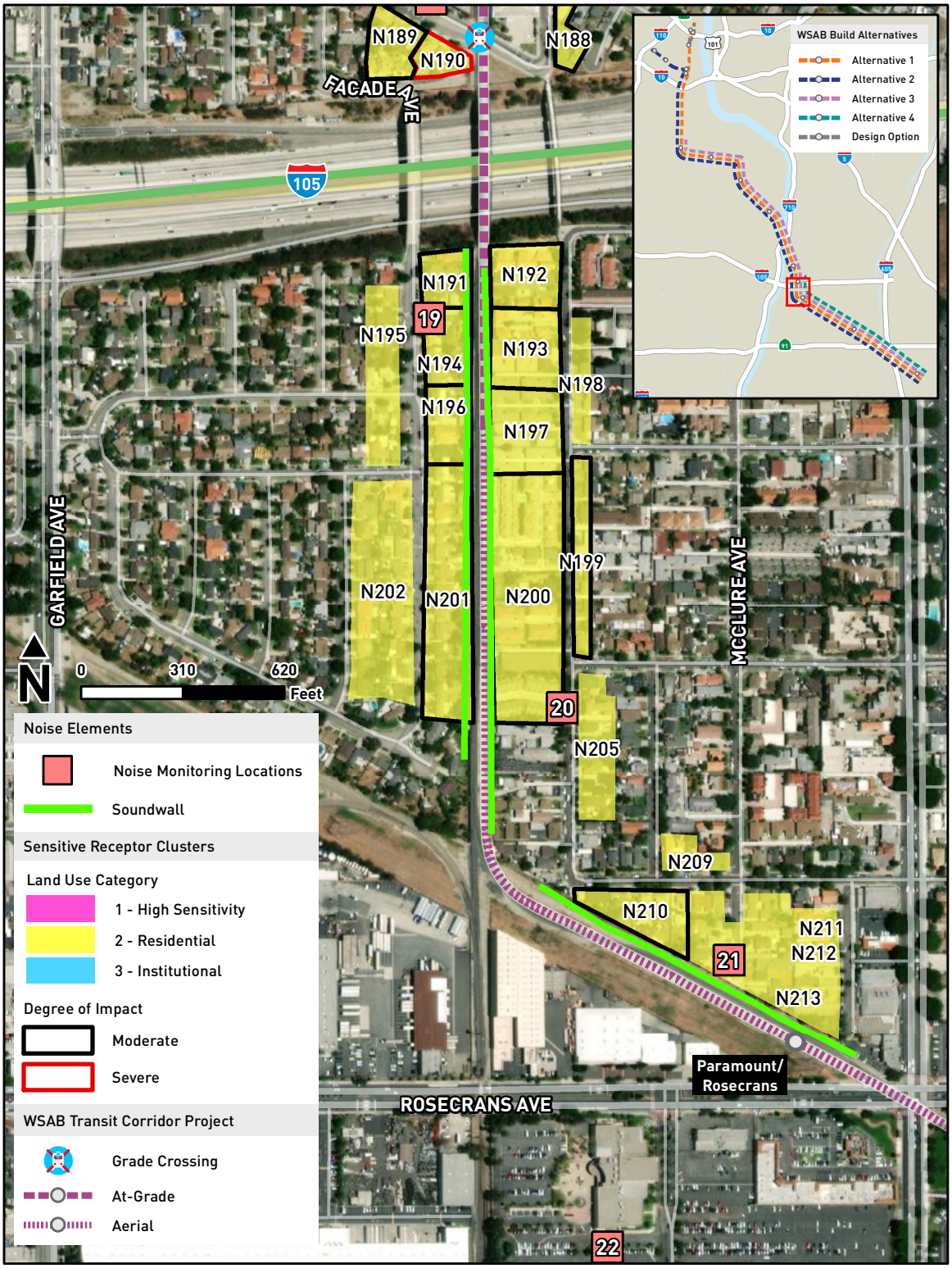

APPENDIX J NOISE CALCULATIONS

LRT Noise Alternative 1

Cluster Number	Receptor Description	FTA Receptor Category	Near Track Distance (feet)	Speed (mph)	Intervening First Row (-4.5 dBA)	Intervening Second Row (-1.5 dBA)	Embedded Track (+3 dBA)	Aerial (+4 dBA)	Crossover (+5 dBA)	Quacker (+1 dBA)	Wheel Squeal (+10 dBA)	Total Adjustment (dBA)	Existing Noise Exposure Cat 1 or 2 (Ldn), Cat 3 (Leq)	Audible Warning Noise	Project Noise Exposure Cat 1 or 2 (Ldn), Cat 3 (Leq)	Combined Noise Exposure Cat 1 or 2 (Ldn), Cat 3 (Leq)	Noise Impact Criteria		Impact?
																	Moderate	Severe	
1	Kairos Music Group	1	350	55	No	No	No	Yes	No	No	No	4	66.8	0.0	61.9	61.9	62.0	67.3	No
2	SFR/MFR	2	80	55	No	No	No	Yes	No	No	No	4	56.3	0.0	68.3	68.3	55.9	61.7	Severe
3	SFR/MFR	2	210	55	No	No	No	Yes	No	No	No	4	56.3	0.0	64.1	64.1	55.9	61.7	Severe
4	SFR/MFR	2	45	55	No	No	No	Yes	No	No	No	4	56.3	0.0	70.8	70.8	55.9	61.7	Severe
5	SFR/MFR	2	240	55	No	No	No	Yes	No	No	No	4	56.3	0.0	63.5	63.5	55.9	61.7	Severe
6	SFR/MFR	2	80	55	No	No	No	Yes	No	No	No	4	56.3	0.0	68.3	68.3	55.9	61.7	Severe
7	SFR/MFR	2	240	55	No	No	No	Yes	No	No	No	4	56.3	0.0	63.5	63.5	55.9	61.7	Severe
8	Animo Ralph Bunche Charter High School	3	120	55	No	No	No	Yes	No	No	No	4	68.8	0.0	63.0	63.0	68.5	73.7	No
9	Animo Jefferson Charter Middle School	3	310	55	No	No	No	Yes	No	No	No	4	68.8	0.0	58.9	58.9	68.5	73.7	No
10	SFR/MFR	2	240	55	No	No	No	Yes	No	No	No	4	66.8	0.0	63.5	63.5	62.0	67.3	Moderate
11	SFR/MFR	2	185	55	No	No	No	Yes	No	No	No	4	66.8	0.0	64.7	64.7	62.0	67.3	Moderate
12	SFR/MFR	2	110	55	No	No	No	Yes	No	No	No	4	66.8	0.0	66.9	66.9	62.0	67.3	Moderate
13	SFR/MFR	2	230	55	No	No	No	Yes	Yes	No	No	9	66.8	0.0	68.7	68.7	62.0	67.3	Severe
14	SFR/MFR	2	110	55	No	No	No	Yes	Yes	No	No	9	66.8	0.0	71.9	71.9	62.0	67.3	Severe
15	SFR/MFR	2	140	55	No	No	No	Yes	Yes	No	No	9	66.8	0.0	70.9	70.9	62.0	67.3	Severe
16	SFR/MFR	2	240	55	No	No	No	Yes	Yes	No	No	9	66.8	0.0	68.5	68.5	62.0	67.3	Severe
17	SFR/MFR	2	15	55	No	No	No	Yes	Yes	No	No	9	66.8	0.0	80.6	80.6	62.0	67.3	Severe
18	SFR/MFR	2	140	55	No	No	No	Yes	No	No	No	4	66.8	0.0	65.9	65.9	62.0	67.3	Moderate
19	SFR/MFR	2	15	55	No	No	No	Yes	No	No	No	4	66.8	0.0	75.6	75.6	62.0	67.3	Severe
20	SFR/MFR	2	110	55	No	No	No	Yes	Yes	No	No	9	66.8	0.0	71.9	71.9	62.0	67.3	Severe
21	SFR/MFR	2	320	55	No	No	No	Yes	No	No	No	4	66.8	0.0	62.3	62.3	62.0	67.3	Moderate
22	SFR/MFR	2	320	55	No	No	No	Yes	No	No	No	4	66.8	0.0	62.3	62.3	62.0	67.3	Moderate
23	SFR/MFR	2	110	55	No	No	No	Yes	No	No	No	4	66.8	0.0	66.9	66.9	62.0	67.3	Moderate
24	SFR	2	30	55	No	No	No	Yes	No	No	No	4	66.8	0.0	72.6	72.6	62.0	67.3	Severe
25	SFR/MFR	2	80	55	No	No	No	Yes	No	No	No	4	66.8	0.0	68.3	68.3	62.0	67.3	Severe
26	Greater Olivet Baptist Church	3	350	55	No	No	No	Yes	No	No	No	4	68.8	0.0	58.3	58.3	68.5	73.7	No
27	SFR/MFR	2	300	55	No	No	No	Yes	No	No	No	4	66.8	0.0	62.6	62.6	62.0	67.3	Moderate
28	Iglesia Jesus Cristo Libertador	3	330	55	No	No	No	Yes	No	No	No	4	68.8	0.0	58.6	58.6	68.5	73.7	No
29	SFR/MFR	2	110	55	No	No	No	Yes	No	No	No	4	66.8	0.0	66.9	66.9	62.0	67.3	Moderate
30	SFR/MFR	2	230	55	No	No	No	Yes	No	No	No	4	66.8	0.0	63.7	63.7	62.0	67.3	Moderate
31	SFR/MFR	2	220	50	No	No	No	Yes	No	No	No	4	70.5	0.0	63.1	63.1	64.7	69.8	No
32	SFR/MFR	2	90	50	No	No	No	Yes	No	No	No	4	70.5	0.0	67.0	67.0	64.7	69.8	Moderate
33	MFR	2	200	55	No	No	No	Yes	No	No	No	4	70.5	0.0	64.3	64.3	64.7	69.8	No
34	MFR	2	60	55	No	No	No	Yes	No	No	No	4	70.5	0.0	69.6	69.6	64.7	69.8	Moderate
35	SFR/MFR	2	80	55	No	No	No	Yes	No	No	No	4	70.5	0.0	68.3	68.3	64.7	69.8	Moderate
36	SFR/MFR	2	210	35	No	No	No	Yes	No	No	No	4	70.5	0.0	60.2	60.2	64.7	69.8	No
37	MFR	2	90	45	No	No	No	Yes	No	No	No	4	70.5	0.0	66.1	66.1	64.7	69.8	Moderate
38	MFR	2	110	45	No	No	No	Yes	No	No	No	4	70.5	0.0	65.2	65.2	64.7	69.8	Moderate
39	MFR	2	200	45	No	No	No	Yes	No	No	No	4	70.5	0.0	62.6	62.6	64.7	69.8	No
40	SFR	2	215	45	No	No	No	Yes	Yes	No	No	9	70.5	0.0	67.3	67.3	64.7	69.8	Moderate
41	Greater Holy Saint John Baptist Church	3	260	45	No	No	No	Yes	Yes	No	No	9	72.5	0.0	62.9	62.9	70.0	76.3	No
42	SFR/MFR	2	100	45	No	No	No	Yes	Yes	No	No	9	70.5	0.0	70.6	70.6	64.7	69.8	Severe
43	SFR	2	40	45	No	No	No	Yes	Yes	Yes	No	10	70.5	0.0	75.6	75.6	64.7	69.8	Severe
44	SFR	2	155	45	No	No	No	Yes	Yes	Yes	No	10	70.5	0.0	69.7	69.7	64.7	69.8	Moderate
45	SFR	2	100	25	No	No	No	Yes	Yes	Yes	No	10	70.5	0.0	66.5	66.5	64.7	69.8	Moderate
46	SFR	2	155	20	No	No	No	Yes	No	Yes	No	5	70.5	0.0	57.7	57.7	64.7	69.8	No
47	SFR	2	40	20	No	No	No	Yes	No	Yes	No	5	70.5	0.0	63.5	63.5	64.7	69.8	No
48	SFR	2	220	20	No	No	No	Yes	No	Yes	No	5	70.5	0.0	56.1	56.1	64.7	69.8	No
49	SFR	2	160	20	No	No	No	Yes	No	Yes	No	5	70.5	0.0	57.5	57.5	64.7	69.8	No
50	SFR/MFR	2	90	20	No	No	No	Yes	Yes	No	Yes	19	65.4	0.0	74.0	74.0	61.1	66.4	Severe
51	Lillian Street Elementary	3	140	35	No	No	No	Yes	Yes	No	No	9	67.4	58.5	63.4	64.6	67.5	72.7	No
52	SFR/MFR	2	230	35	Yes	No	Yes	No	No	No	No	-1.5	68.0	51.5	54.3	56.2	62.9	68.1	No
53	SFR/MFR	2	130	35	No	No	No	No	No	No	No	0	68.0	0.0	58.3	58.3	62.9	68.1	No
54	SFR	2	70	35	No	No	Yes	No	No	No	No	3	68.0	53.7	64.0	64.4	62.9	68.1	Moderate
55	SFR	2	140	35	Yes	No	Yes	No	No	No	No	-1.5	68.0	51.4	56.5	57.6	62.9	68.1	No
56	SFR	2	60	35	No	No	Yes	No	No	No	No	3	68.0	63.2	64.6	67.0	62.9	68.1	Moderate
57	SFR/MFR	2	215	35	No	No	No	No	No	No	No	0	68.0	52.8	56.1	57.8	62.9	68.1	No
58	SFR/MFR	2	70	35	No	No	Yes	No	No	No	No	3	68.0	53.7	64.0	64.4	62.9	68.1	Moderate
59	SFR/MFR	2	230	35	No	No	No	No	No	No	No	0	68.0	0.0	55.8	55.8	62.9	68.1	No
60	SFR/MFR	2	50	35	No	No	Yes	No	No	No	No	3	68.0	65.7	65.4	68.6	62.9	68.1	Severe
61	SFR	2	70	35	No	No	Yes	No	No	No	No	3	68.0	58.0	64.0	64.9	62.9	68.1	Moderate
62	Templo Asamblea De Oracion	3	80	35	No	No	Yes	No	No	No	No	3	64.2	65.1	59.9	66.2	65.3	70.7	Moderate
63	SFR/MFR	2	235	35	No	No	No	No	No	No	No	0	68.0	51.9	55.7	57.2	62.9	68.1	No
64	SFR/MFR	2	210	25	No	No	Yes	No	No	Yes	No	4	68.0	52.8	57.3	58.6	62.9	68.1	No
65	SFR/MFR	2	70	25	No	No	No	No	No	Yes	No	1	68.0	64.8	59.1	65.8	62.9	68.1	Moderate
66	SFR/MFR	2	70	20	No	No	Yes	No	No	Yes	No	4	68.0	56.5	60.1	61.7	62.9	68.1	No
67	UEI College	3	40	35	No	No	No	No	No	Yes	No	1	64.2	53.0	60.9	61.5	65.3	70.7	No
68	Huntington Park Iglesia Pentecostes	3	220	25	No	No	No	No	No	Yes	No	1	63.8	0.0	50.6	50.6	65.1	70.5	No
69	SFR/MFR	2	225	20	No	No	Yes	No	No	Yes	No	4	61.8	52.3	55.0	56.9	58.8	64.3	No
70	SFR/MFR	2	210	20	No	No	Yes	No	No	Yes	No	4	61.8	50.8	55.3	56.7	58.8	64.3	No
71	MFR	2	55	20	No	No	Yes	No	No	Yes	No	4	61.8	65.7	61.2	67.0	58.8	64.3	Severe
72	SFR/MFR	2	215	25	No	No	No	No	No	Yes	No	1	61.8	0.0	54.2	54.2	58.8	64.3	No
73	SFR/MFR	2	65	35	No	No	No	No	Yes	No	No	5	61.8	63.2	66.3	68.0	58.8	64.3	Severe
74	SFR/MFR	2	130	35	No	No	No	No	Yes	No	No	5	61.8	0.0	63.3	63.3	58.8	64.3	Moderate
75	MFR	2	100	35	Yes	No	No	No	Yes	No	No	0.5	61.8	0.0	59.9	59.9	58.8	64.3	Moderate

LRT Noise Alternative 1

Cluster Number	Receptor Description	FTA Receptor Category	Near Track Distance (feet)	Speed (mph)	Intervening First Row (-4.5 dBA)	Intervening Second Row (-1.5 dBA)	Embedded Track (+3 dBA)	Aerial (+4 dBA)	Crossover (+5 dBA)	Quacker (+1 dBA)	Wheel Squeal (+10 dBA)	Total Adjustment (dBA)	Existing Noise Exposure Cat 1 or 2 (Ldn), Cat 3 (Leq)	Audible Warning Noise	Project Noise Exposure Cat 1 or 2 (Ldn), Cat 3 (Leq)	Combined Noise Exposure Cat 1 or 2 (Ldn), Cat 3 (Leq)	Noise Impact Criteria		Impact?
																	Moderate	Severe	
76	SFR/MFR	2	55	35	No	No	No	No	Yes	No	No	5	61.8	0.0	67.0	67.0	58.8	64.3	Severe
77	SFR/MFR	2	140	35	No	No	No	No	Yes	No	No	5	61.8	0.0	63.0	63.0	58.8	64.3	Moderate
78	SFR/MFR	2	110	35	Yes	No	Yes	No	Yes	No	No	3.5	61.8	54.3	62.5	63.1	58.8	64.3	Moderate
79	SFR/MFR	2	55	35	No	No	Yes	No	Yes	No	No	8	61.8	64.8	70.0	71.2	58.8	64.3	Severe
80	SFR/MFR	2	65	35	No	No	Yes	No	Yes	No	No	8	61.8	64.8	69.3	70.6	58.8	64.3	Severe
81	SFR	2	220	35	No	No	No	No	Yes	No	No	5	61.8	0.0	61.0	61.0	58.8	64.3	Moderate
82	SFR/MFR	2	230	35	No	No	Yes	No	No	No	No	3	61.8	51.9	58.8	59.6	58.8	64.3	Moderate
83	Huntington Park High School	3	50	35	No	No	Yes	No	No	No	No	3	63.8	63.5	61.9	65.8	65.1	70.5	Moderate
84	SFR/MFR	2	120	35	Yes	No	No	No	No	No	No	-4.5	61.8	0.0	54.1	54.1	58.8	64.3	No
85	SFR/MFR	2	50	35	No	No	No	No	No	No	No	0	61.8	0.0	62.4	62.4	58.8	64.3	Moderate
86	SFR/MFR	2	65	35	No	No	Yes	No	No	No	No	3	61.8	64.8	64.3	67.6	58.8	64.3	Severe
87	SFR	2	235	35	No	No	No	No	No	No	No	0	61.8	0.0	55.7	55.7	58.8	64.3	No
88	SFR/MFR	2	70	35	No	No	Yes	No	No	No	No	3	61.8	61.9	64.0	66.1	58.8	64.3	Severe
89	SFR/MFR	2	45	35	No	No	No	No	No	No	No	0	63.1	0.0	62.9	62.9	59.6	65.1	Moderate
90	SFR	2	130	35	Yes	No	No	No	No	No	No	-4.5	63.1	0.0	53.8	53.8	59.6	65.1	No
91	SFR	2	150	35	Yes	No	No	No	No	No	No	-4.5	63.1	0.0	53.2	53.2	59.6	65.1	No
92	SFR/MFR	2	130	35	No	No	Yes	No	No	No	No	3	63.1	49.7	61.3	61.6	59.6	65.1	Moderate
93	SFR	2	50	35	No	No	Yes	No	No	No	No	3	63.1	61.9	65.4	67.0	59.6	65.1	Severe
94	SFR/MFR	2	75	35	No	No	Yes	No	No	No	No	3	63.1	55.3	63.7	64.3	59.6	65.1	Moderate
95	SFR/MFR	2	225	35	No	No	No	No	No	No	No	0	63.1	48.2	55.9	56.6	59.6	65.1	No
96	SFR	2	90	35	No	No	No	No	No	No	No	0	63.1	58.8	59.9	62.4	59.6	65.1	Moderate
97	SFR/MFR	2	275	35	No	No	No	No	No	No	No	0	63.1	0.0	55.0	55.0	59.6	65.1	No
98	SFR/MFR	2	100	35	No	No	Yes	No	No	No	No	3	63.1	54.7	62.4	63.1	59.6	65.1	Moderate
99	SFR/MFR	2	220	35	No	No	Yes	No	No	No	No	3	63.1	56.5	59.0	60.9	59.6	65.1	Moderate
100	San Antonio Elementary	3	145	55	No	No	Yes	No	No	No	No	3	65.1	58.5	61.2	63.1	65.9	71.3	No
101	SFR	2	250	55	No	No	No	No	No	No	No	0	63.1	0.0	59.4	59.4	59.6	65.1	No
102	SFR	2	120	55	No	No	No	No	No	No	No	0	63.1	0.0	62.6	62.6	59.6	65.1	Moderate
103	SFR	2	260	55	No	No	No	No	No	No	No	0	63.1	0.0	59.2	59.2	59.6	65.1	No
104	SFR	2	140	55	No	No	No	No	No	No	No	0	63.1	0.0	61.9	61.9	59.6	65.1	Moderate
105	SFR/MFR	2	135	55	No	No	No	Yes	No	No	Yes	14	63.1	0.0	76.0	76.0	59.6	65.1	Severe
106	Elk's Lodge Community Center	3	290	55	No	No	Yes	No	No	No	No	3	68.8	54.3	58.2	59.7	68.5	73.7	No
107	SFR	2	130	55	No	No	Yes	No	No	No	No	3	66.8	58.8	65.2	66.1	62.0	67.3	Moderate
108	SFR	2	20	55	No	No	Yes	No	Yes	No	No	8	66.8	53.7	78.3	78.4	62.0	67.3	Severe
109	SFR	2	145	55	Yes	No	No	No	Yes	No	No	0.5	66.8	0.0	62.2	62.2	62.0	67.3	Moderate
110	SFR	2	220	55	No	No	No	No	Yes	No	No	5	66.8	0.0	64.9	64.9	62.0	67.3	Moderate
111	SFR	2	120	55	No	No	No	No	Yes	No	No	5	66.8	0.0	67.6	67.6	62.0	67.3	Severe
112	SFR/MFR	2	65	55	No	No	Yes	No	No	No	No	3	66.8	48.4	68.2	68.3	62.0	67.3	Severe
113	SFR/MFR	2	35	55	No	No	Yes	No	Yes	No	No	8	66.8	70.8	75.9	77.1	62.0	67.3	Severe
114	SFR	2	110	50	No	No	Yes	No	No	No	No	3	66.8	58.8	65.1	66.0	62.0	67.3	Moderate
115	SFR/MFR	2	270	50	No	No	Yes	No	No	No	No	3	66.8	51.5	61.2	61.7	62.0	67.3	No
116	SFR/MFR	2	25	50	No	No	Yes	No	No	No	No	3	64.0	70.8	71.6	74.2	60.2	65.6	Severe
117	SFR/MFR	2	125	50	Yes	No	No	No	No	No	No	-4.5	64.0	0.0	57.1	57.1	60.2	65.6	No
118	SFR	2	25	45	No	No	No	No	No	No	No	0	64.0	0.0	67.6	67.6	60.2	65.6	Severe
119	SFR	2	35	40	No	No	Yes	No	No	Yes	No	4	64.0	56.5	69.2	69.4	60.2	65.6	Severe
120	SFR	2	240	35	No	No	Yes	No	No	Yes	No	4	64.0	51.9	59.6	60.3	60.2	65.6	Moderate
121	MFR	2	280	35	No	No	Yes	No	No	Yes	No	4	64.0	49.8	59.0	59.5	60.2	65.6	No
122	SFR	2	315	20	No	No	Yes	No	No	Yes	No	4	63.1	49.7	53.6	55.1	59.6	65.1	No
123	SFR	2	100	20	No	No	No	No	No	Yes	No	1	63.1	0.0	55.6	55.6	59.6	65.1	No
124	SFR	2	145	20	Yes	No	No	No	No	Yes	No	-3.5	63.1	0.0	49.5	49.5	59.6	65.1	No
125	SFR	2	210	25	No	No	No	No	No	Yes	No	1	63.1	0.0	54.3	54.3	59.6	65.1	No
126	SFR	2	100	25	No	No	No	No	No	Yes	No	1	63.1	0.0	57.5	57.5	59.6	65.1	No
127	SFR	2	130	25	Yes	No	No	No	No	Yes	No	-3.5	63.1	0.0	51.9	51.9	59.6	65.1	No
128	SFR/MFR	2	270	20	No	No	No	No	No	Yes	No	1	63.1	0.0	51.3	51.3	59.6	65.1	No
129	SFR/MFR	2	100	20	Yes	No	No	No	No	Yes	No	-3.5	63.1	0.0	51.1	51.1	59.6	65.1	No
130	SFR	2	55	20	No	No	No	No	No	Yes	No	1	63.1	0.0	58.2	58.2	59.6	65.1	No
131	SFR	2	180	25	No	No	No	No	No	Yes	No	1	63.1	0.0	54.9	54.9	59.6	65.1	No
132	SFR	2	245	55	No	No	No	No	No	No	No	0	63.1	0.0	59.5	59.5	59.6	65.1	No
133	SFR	2	110	55	No	No	No	No	No	No	No	0	63.1	0.0	62.9	62.9	59.6	65.1	Moderate
134	SFR	2	175	55	Yes	No	No	No	No	No	No	-4.5	63.1	0.0	56.4	56.4	59.6	65.1	No
135	SFR	2	200	55	No	No	No	No	No	No	No	0	63.1	0.0	60.3	60.3	59.6	65.1	Moderate
136	SFR/MFR	2	110	55	Yes	No	No	No	No	No	No	-4.5	63.1	0.0	58.4	58.4	59.6	65.1	No
137	SFR	2	60	55	No	No	No	No	No	No	No	0	63.1	0.0	65.6	65.6	59.6	65.1	Severe
138	SFR	2	260	55	No	No	No	No	No	No	No	0	63.1	0.0	59.2	59.2	59.6	65.1	No
139	SFR	2	250	55	No	No	No	No	No	No	No	0	63.1	0.0	59.4	59.4	59.6	65.1	No
140	MFR	2	115	55	No	No	No	No	No	No	No	0	63.1	0.0	62.7	62.7	59.6	65.1	Moderate
141	SFR	2	85	55	No	No	No	No	No	No	No	0	63.1	0.0	64.1	64.1	59.6	65.1	Moderate
142	SFR	2	160	55	Yes	No	No	No	No	No	No	-4.5	63.1	0.0	56.8	56.8	59.6	65.1	No
143	SFR	2	260	55	No	No	No	No	No	No	No	0	63.1	0.0	59.2	59.2	59.6	65.1	No
144	SFR	2	70	55	No	No	No	No	No	No	No	0	63.1	0.0	64.9	64.9	59.6	65.1	Moderate
145	SFR	2	240	55	No	No	No	No	No	No	No	0	63.1	0.0	59.5	59.5	59.6	65.1	No
146	SFR	2	100	55	No	No	No	No	No	No	No	0	63.1	0.0	63.4	63.4	59.6	65.1	Moderate
147	SFR	2	130	55	Yes	No	No	No	No	No	No	-4.5	63.1	0.0	57.7	57.7	59.6	65.1	No
148	SFR	2	240	55	No	No	No	No	No	No	No	0	63.1	0.0	59.5	59.5	59.6	65.1	No
149	SFR	2	100	55	No	No	No	No	No	No	No	0	63.1	0.0	63.4	63.4	59.6	65.1	Moderate
150	SFR	2	150	55	Yes	No	No	No	No	No	No	-4.5	63.1	0.0	57.1	57.1	59.6	65.1	No
151	SFR	2	240	55	No	No	No	No	No	No	No	0	63.1	0.0	59.5	59.5	59.6	65.1	No
152	SFR	2	120	55	Yes	No	No	No	No	No	No	-4.5	63.1	0.0	58.1	58.1	59.6	65.1	No
153	SFR	2	65	55	No	No	No	No	No	No	No	0	63.1	0.0	65.2	65.2	59.6	65.1	Severe
154	SFR	2	140	55	Yes	No	No	No	No	No	No	-4.5	63.1	0.0	57.4	57.4	59.6	65.1	No

LRT Noise Alternative 1

Cluster Number	Receptor Description	FTA Receptor Category	Near Track Distance (feet)	Speed (mph)	Intervening First Row (-4.5 dBA)	Intervening Second Row (-1.5 dBA)	Embedded Track (+3 dBA)	Aerial (+4 dBA)	Crossover (+5 dBA)	Quacker (+1 dBA)	Wheel Squeal (+10 dBA)	Total Adjustment (dBA)	Existing Noise Exposure Cat 1 or 2 (Ldn), Cat 3 (Leq)	Audible Warning Noise	Project Noise Exposure Cat 1 or 2 (Ldn), Cat 3 (Leq)	Combined Noise Exposure Cat 1 or 2 (Ldn), Cat 3 (Leq)	Noise Impact Criteria		Impact?
																	Moderate	Severe	
155	SFR	2	200	55	No	No	No	No	No	No	No	0	63.1	0.0	60.3	60.3	59.6	65.1	Moderate
156	SFR	2	90	55	No	No	No	No	No	No	No	0	63.1	0.0	63.8	63.8	59.6	65.1	Moderate
157	SFR	2	140	55	Yes	No	No	Yes	No	No	No	-0.5	61.1	0.0	61.4	61.4	58.4	64.0	Moderate
158	SFR	2	90	55	No	No	No	Yes	No	No	No	4	61.1	0.0	67.8	67.8	58.4	64.0	Severe
159	SFR	2	205	55	No	No	No	Yes	No	No	No	4	61.1	0.0	64.2	64.2	58.4	64.0	Severe
160	SFR	2	140	55	No	No	Yes	No	No	No	No	3	61.1	56.5	64.9	65.5	58.4	64.0	Severe
161	SFR	2	110	55	No	No	Yes	No	No	No	No	3	61.1	63.2	65.9	67.8	58.4	64.0	Severe
162	SFR	2	170	55	No	No	Yes	No	Yes	No	No	8	61.1	49.2	69.0	69.1	58.4	64.0	Severe
163	SFR/MFR	2	95	55	No	No	Yes	No	Yes	No	No	8	61.1	49.8	71.6	71.6	58.4	64.0	Severe
164	SFR/MFR	2	180	55	No	No	No	No	Yes	No	No	5	61.1	0.0	65.8	65.8	58.4	64.0	Severe
165	MFR	2	185	55	No	No	Yes	No	No	No	No	3	61.1	52.8	63.7	64.0	58.4	64.0	Severe
166	MFR	2	60	55	No	No	Yes	No	No	No	No	3	61.1	49.8	68.6	68.6	58.4	64.0	Severe
167	SFR	2	140	55	Yes	No	No	No	No	No	No	-4.5	61.1	0.0	57.4	57.4	58.4	64.0	No
168	Mobile Homes	2	70	55	No	No	No	No	No	No	No	0	61.1	0.0	64.9	64.9	58.4	64.0	Severe
169	Motel	2	220	50	No	No	No	Yes	No	No	No	4	68.0	0.0	63.1	63.1	62.9	68.1	Moderate
170	SFR	2	305	55	No	No	Yes	No	No	No	No	3	58.7	50.8	61.5	61.9	57.1	62.8	Moderate
171	SFR	2	250	55	No	No	No	No	No	No	No	0	58.7	0.0	59.4	59.4	57.1	62.8	Moderate
172	SFR	2	130	55	No	No	No	No	No	No	No	0	58.7	0.0	62.2	62.2	57.1	62.8	Moderate
173	SFR	2	240	55	No	No	No	Yes	No	No	No	4	58.7	0.0	63.5	63.5	57.1	62.8	Severe
174	SFR	2	140	55	No	No	No	Yes	No	No	No	4	68.0	0.0	65.9	65.9	62.9	68.1	Moderate
175	SFR	2	240	55	No	No	No	Yes	No	No	No	4	58.7	0.0	63.5	63.5	57.1	62.8	Severe
176	MFR	2	145	55	No	No	No	Yes	No	No	No	4	58.7	0.0	65.7	65.7	57.1	62.8	Severe
177	Thunderbird Villa Mobile Home Estates	2	140	55	No	No	No	Yes	No	No	No	4	57.4	0.0	65.9	65.9	56.4	62.2	Severe
178	Thunderbird Villa Mobile Home Estates	2	175	55	No	No	No	Yes	No	No	No	4	57.4	0.0	64.9	64.9	56.4	62.2	Severe
179	Thunderbird Villa Mobile Home Estates	2	90	55	No	No	No	Yes	No	No	No	4	57.4	0.0	67.8	67.8	56.4	62.2	Severe
180	Thunderbird Villa Mobile Home Estates	2	25	55	No	No	No	Yes	No	No	No	4	57.4	0.0	73.4	73.4	56.4	62.2	Severe
181	Trinity Bible Church	3	20	35	No	No	Yes	No	No	No	No	3	75.3	76.6	65.9	76.9	70.0	78.4	Moderate
182	SFR	2	280	35	No	No	No	No	No	No	No	0	59.3	0.0	55.0	55.0	57.4	63.0	No
183	Apostolic Assembly South Gate	3	280	35	No	No	No	No	No	No	No	0	66.6	0.0	51.4	51.4	66.9	72.2	No
184	American Indian Bible Church	3	80	35	No	No	Yes	No	No	No	No	3	74.7	76.6	59.9	76.7	70.0	78.0	Moderate
185	SFR	2	210	25	No	No	No	No	Yes	No	No	5	59.9	0.0	58.3	58.3	57.7	63.3	Moderate
186	SFR	2	300	25	No	No	No	No	No	No	No	0	59.3	0.0	51.7	51.7	57.4	63.0	No
187	SFR	2	220	20	No	No	No	No	Yes	No	No	5	59.9	0.0	56.1	56.1	57.7	63.3	No
188	SFR	2	220	25	No	No	Yes	No	No	Yes	No	4	60.3	52.8	57.1	58.4	58.0	63.5	Moderate
189	SFR	2	185	25	No	No	Yes	No	No	Yes	No	4	61.2	55.9	57.8	60.0	58.5	64.0	Moderate
190	SFR	2	95	55	No	No	Yes	No	No	Yes	No	4	63.7	66.7	67.6	70.2	60.0	65.4	Severe
191	SFR	2	30	55	No	No	No	No	No	Yes	No	1	64.0	0.0	69.6	69.6	60.2	65.6	Severe
192	SFR	2	20	55	No	No	No	No	No	Yes	No	1	64.0	0.0	71.3	71.3	60.2	65.6	Severe
193	SFR	2	15	55	No	No	No	No	No	Yes	No	1	64.0	0.0	72.6	72.6	60.2	65.6	Severe
194	SFR	2	45	55	No	No	No	No	No	Yes	No	1	64.0	0.0	67.8	67.8	60.2	65.6	Severe
195	SFR	2	230	55	No	No	No	No	No	Yes	No	1	64.0	0.0	60.7	60.7	60.2	65.6	Moderate
196	SFR	2	45	55	No	No	No	No	No	Yes	No	1	64.0	0.0	67.8	67.8	60.2	65.6	Severe
197	SFR	2	15	55	No	No	No	No	No	Yes	No	1	64.0	0.0	72.6	72.6	60.2	65.6	Severe
198	SFR	2	290	55	No	No	No	No	No	No	No	0	64.0	0.0	58.7	58.7	60.2	65.6	No
199	SFR	2	285	55	No	No	No	Yes	No	No	No	4	57.9	0.0	62.8	62.8	56.7	62.4	Severe
200	SFR	2	15	55	No	No	No	Yes	No	No	No	4	66.7	0.0	75.6	75.6	62.0	67.3	Severe
201	SFR	2	65	55	No	No	No	Yes	No	No	No	4	66.1	0.0	69.2	69.2	61.6	66.9	Severe
202	SFR	2	240	55	No	No	No	Yes	No	No	No	4	58.9	0.0	63.5	63.5	57.2	62.9	Severe
203	SFR	2	190	20	No	No	No	Yes	No	No	Yes	14	50.3	0.0	65.8	65.8	53.5	59.7	Severe
204	SFR	2	65	20	No	No	No	Yes	No	No	Yes	14	50.3	0.0	70.4	70.4	53.5	59.7	Severe
205	SFR	2	280	20	No	No	No	Yes	No	No	Yes	14	59.9	0.0	64.1	64.1	57.7	63.3	Severe
206	SFR	2	15	20	No	No	No	Yes	No	No	Yes	14	65.1	0.0	76.8	76.8	60.9	66.3	Severe
207	SFR	2	75	20	No	No	No	Yes	No	No	Yes	14	58.7	0.0	69.8	69.8	57.1	62.8	Severe
208	SFR	2	170	20	No	No	No	Yes	No	No	Yes	14	64.6	0.0	66.3	66.3	60.6	66.0	Severe
209	SFR	2	290	35	No	No	No	Yes	No	No	Yes	14	67.5	0.0	68.8	68.8	62.5	67.8	Severe
210	SFR	2	80	35	No	No	No	Yes	No	No	Yes	14	60.6	0.0	74.4	74.4	58.1	63.7	Severe
211	SFR	2	260	20	No	No	No	Yes	No	No	No	4	58.6	0.0	54.4	54.4	57.0	62.7	No
212	SFR	2	140	20	No	No	No	Yes	No	No	No	4	60.1	0.0	57.1	57.1	57.8	63.4	No
213	SFR	2	55	20	No	No	No	Yes	No	No	No	4	65.2	0.0	61.2	61.2	61.0	66.3	Moderate
214	MFR	2	335	45	No	No	No	Yes	No	No	No	4	51.7	0.0	60.4	60.4	53.9	60.0	Severe
215	SFR	2	100	55	No	No	No	Yes	No	No	No	4	58.0	0.0	67.4	67.4	56.7	62.4	Severe
216	SFR	2	70	55	No	No	No	Yes	No	No	No	4	58.0	0.0	68.9	68.9	56.7	62.4	Severe
217	SFR	2	100	55	No	No	No	Yes	No	No	No	4	58.0	0.0	67.4	67.4	56.7	62.4	Severe
218	SFR	2	75	55	No	No	No	Yes	No	No	No	4	58.0	0.0	68.6	68.6	56.7	62.4	Severe
219	SFR	2	120	65	No	No	No	Yes	No	No	No	4	58.0	0.0	68.0	68.0	56.7	62.4	Severe
220	SFR	2	130	65	No	No	No	Yes	No	No	No	4	58.0	0.0	67.7	67.7	56.7	62.4	Severe
221	Paramount High School	3	85	65	No	No	No	Yes	No	No	No	4	53.7	0.0	66.0	66.0	59.7	65.7	Severe
222	SFR	2	130	65	No	No	No	Yes	No	No	No	4	51.7	0.0	67.7	67.7	53.9	60.0	Severe
223	SFR	2	135	65	No	No	No	Yes	No	No	No	4	51.7	0.0	67.5	67.5	53.9	60.0	Severe
224	SFR	2	135	65	No	No	Yes	No	No	No	No	3	51.7	48.4	66.5	66.6	53.9	60.0	Severe
225	SFR	2	220	65	No	No	No	No	No	No	No	0	51.7	0.0	61.4	61.4	53.9	60.0	Severe
226	SFR	2	125	65	No	No	Yes	No	No	No	No	3	51.7	56.8	66.8	67.2	53.9	60.0	Severe
227	SFR	2	20	65	No	No	Yes	No	Yes	No	No	8	51.7	64.0	79.8	79.9	53.9	60.0	Severe
228	SFR	2	200	65	No	No	No	No	Yes	No	No	5	51.7	0.0	66.8	66.8	53.9	60.0	Severe

LRT Noise Alternative 1

Cluster Number	Receptor Description	FTA Receptor Category	Near Track Distance (feet)	Speed (mph)	Intervening First Row (-4.5 dBA)	Intervening Second Row (-1.5 dBA)	Embedded Track (+3 dBA)	Aerial (+4 dBA)	Crossover (+5 dBA)	Quacker (+1 dBA)	Wheel Squeal (+10 dBA)	Total Adjustment (dBA)	Existing Noise Exposure Cat 1 or 2 (Ldn), Cat 3 (Leq)	Audible Warning Noise	Project Noise Exposure Cat 1 or 2 (Ldn), Cat 3 (Leq)	Combined Noise Exposure Cat 1 or 2 (Ldn), Cat 3 (Leq)	Noise Impact Criteria		Impact?
																	Moderate	Severe	
229	SFR	2	100	65	No	No	No	No	Yes	No	No	5	51.7	0.0	69.8	69.8	53.9	60.0	Severe
230	SFR	2	30	65	No	No	No	No	Yes	No	No	5	51.7	0.0	75.0	75.0	53.9	60.0	Severe
231	SFR	2	60	65	No	No	Yes	No	No	No	No	3	51.7	60.2	70.0	70.4	53.9	60.0	Severe
232	SFR	2	115	65	No	No	Yes	No	No	No	No	3	51.7	58.0	67.2	67.7	53.9	60.0	Severe
233	SFR/MFR	2	210	65	No	No	No	No	No	No	No	0	51.7	0.0	61.6	61.6	53.9	60.0	Severe
234	Mobile Homes	2	160	65	Yes	No	No	No	No	No	No	-4.5	52.0	0.0	58.3	58.3	54.1	60.1	Moderate
235	Mobile Homes	2	60	65	No	No	No	No	No	No	No	0	52.0	0.0	67.0	67.0	54.1	60.1	Severe
236	SFR	2	100	65	No	No	No	No	No	No	No	0	52.0	0.0	64.8	64.8	54.1	60.1	Severe
237	SFR	2	160	65	No	No	No	No	No	No	No	0	52.0	0.0	62.8	62.8	54.1	60.1	Severe
238	SFR	2	95	65	Yes	No	No	No	No	No	No	-4.5	52.0	0.0	60.5	60.5	54.1	60.1	Severe
239	SFR	2	170	65	No	No	No	No	No	No	No	0	48.1	0.0	62.5	62.5	52.8	59.2	Severe
240	SFR	2	90	65	No	No	No	No	No	No	No	0	48.1	0.0	65.3	65.3	52.8	59.2	Severe
241	SFR	2	155	65	No	No	No	No	No	No	No	0	52.0	0.0	62.9	62.9	54.1	60.1	Severe
242	SFR	2	215	65	No	No	No	No	No	No	No	0	52.0	0.0	61.5	61.5	54.1	60.1	Severe
243	SFR	2	60	65	No	No	No	No	No	No	No	0	52.0	0.0	67.0	67.0	54.1	60.1	Severe
244	Adventist Union School	3	230	65	No	No	No	No	No	No	No	0	53.2	0.0	57.7	57.7	59.5	65.5	No
245	MFR	2	70	65	No	No	No	No	No	No	No	0	51.2	0.0	66.4	66.4	53.8	59.9	Severe
246	MFR	2	65	65	No	No	Yes	No	No	No	No	3	51.2	64.8	69.7	70.9	53.8	59.9	Severe
247	SFR	2	95	65	No	No	Yes	No	No	No	No	3	51.2	55.3	68.0	68.2	53.8	59.9	Severe
248	MFR	2	170	65	No	No	No	No	No	No	No	0	51.2	0.0	62.5	62.5	53.8	59.9	Severe
249	SFR	2	165	55	No	No	Yes	No	No	No	No	3	59.5	54.4	64.2	64.6	57.5	63.1	Severe
250	SFR	2	165	55	Yes	No	No	No	No	No	No	-4.5	59.5	0.0	56.7	56.7	57.5	63.1	No
251	SFR	2	85	55	No	No	Yes	No	No	No	No	3	59.5	55.9	67.1	67.4	57.5	63.1	Severe
252	Door Christian Fellowship Church	3	150	55	No	No	Yes	No	No	No	No	3	61.5	61.0	61.0	64.0	63.6	69.2	Moderate
253	SFR	2	100	45	No	No	Yes	No	No	No	No	3	59.5	57.6	64.6	65.4	57.5	63.1	Severe
254	SFR	2	100	45	No	No	No	No	Yes	No	No	5	59.5	0.0	66.6	66.6	57.5	63.1	Severe
255	Aztec Mobile Home	2	35	35	No	No	No	No	Yes	No	No	5	59.5	0.0	69.0	69.0	57.5	63.1	Severe
256	SFR	2	215	35	No	No	No	No	No	No	No	0	59.5	0.0	56.1	56.1	57.5	63.1	No
257	Greek Apostilic Church	3	290	35	No	No	No	No	No	No	No	0	61.5	0.0	51.3	51.3	63.6	69.2	No
258	SFR/MFR	2	150	35	Yes	No	No	No	No	No	No	-4.5	59.5	0.0	53.2	53.2	57.5	63.1	No
259	SFR	2	100	35	No	No	No	No	No	No	No	0	59.5	0.0	59.4	59.4	57.5	63.1	Moderate
260	SFR	2	220	25	No	No	No	No	No	Yes	No	1	59.5	0.0	54.1	54.1	57.5	63.1	No
261	SFR/MFR	2	90	20	No	No	Yes	No	No	Yes	No	4	59.5	64.8	59.0	65.8	57.5	63.1	Severe
262	MFR	2	305	20	No	No	No	No	No	Yes	No	1	59.5	0.0	50.7	50.7	57.5	63.1	No
263	Kingdom Causes Bellflower	3	245	20	No	No	No	No	No	Yes	No	1	61.5	0.0	48.1	48.1	63.6	69.2	No
264	MFR	2	160	20	No	No	Yes	No	No	Yes	No	4	59.5	51.5	56.5	57.7	57.5	63.1	Moderate
265	MFR	2	270	20	No	No	No	No	No	Yes	No	1	56.0	0.0	51.3	51.3	55.7	61.6	No
266	Los Angeles County Fire Museum	3	110	25	No	No	No	No	No	Yes	No	1	58.0	61.0	53.6	61.7	61.7	67.4	Moderate
267	MFR	2	30	45	No	No	Yes	No	No	No	No	3	56.0	49.8	69.8	69.9	55.7	61.6	Severe
268	MFR	2	50	55	No	No	No	No	No	No	No	0	56.0	0.0	66.4	66.4	55.7	61.6	Severe
269	Open Door Worship Center	3	200	65	No	No	No	No	No	No	No	0	58.0	0.0	58.3	58.3	61.7	67.4	No
270	MFR	2	140	65	No	No	No	No	No	No	No	0	56.0	0.0	63.3	63.3	55.7	61.6	Severe
271	MFR	2	130	65	No	No	No	No	No	No	No	0	56.0	0.0	63.7	63.7	55.7	61.6	Severe
272	Bristol Civic Auditorium	3	70	65	No	No	No	Yes	No	No	No	4	58.0	0.0	66.8	66.8	61.7	67.4	Moderate
273	Bellflower Health Center	3	120	65	No	No	No	Yes	No	No	No	4	58.0	0.0	64.5	64.5	61.7	67.4	Moderate
274	SFR	2	125	65	No	No	No	Yes	No	No	No	4	56.0	0.0	67.8	67.8	55.7	61.6	Severe
275	MFR	2	295	65	No	No	No	Yes	No	No	No	4	56.0	0.0	64.1	64.1	55.7	61.6	Severe
276	MFR	2	220	65	No	No	Yes	Yes	No	No	No	7	69.4	0.0	68.4	68.4	63.9	69.1	Moderate
277	SFR	2	130	65	Yes	No	Yes	Yes	No	No	No	2.5	69.4	0.0	66.2	66.2	63.9	69.1	Moderate
278	SFR/MFR	2	60	65	No	No	Yes	Yes	No	No	No	7	69.4	0.0	74.0	74.0	63.9	69.1	Severe
279	SFR	2	245	65	No	No	Yes	Yes	No	No	No	7	69.4	0.0	67.9	67.9	63.9	69.1	Moderate
280	MFR	2	320	65	No	No	No	Yes	No	No	No	4	69.4	0.0	63.8	63.8	63.9	69.1	No
281	MFR	2	235	65	No	No	Yes	Yes	No	No	No	7	69.4	0.0	68.1	68.1	63.9	69.1	Moderate
282	MFR	2	205	65	No	No	Yes	Yes	No	No	No	7	69.4	0.0	68.7	68.7	63.9	69.1	Moderate
283	SFR	2	110	65	No	No	Yes	Yes	No	No	No	7	57.7	0.0	71.4	71.4	56.6	62.3	Severe
284	SFR	2	175	65	No	No	No	Yes	No	No	No	4	57.7	0.0	66.4	66.4	56.6	62.3	Severe
285	SFR	2	185	65	No	No	No	Yes	Yes	No	No	9	57.7	0.0	71.1	71.1	56.6	62.3	Severe
286	Bel Tooren Villa Convalescent Hospital	2	120	65	No	No	No	Yes	No	No	No	4	69.4	0.0	68.0	68.0	63.9	69.1	Moderate
287	SFR	2	50	65	No	No	No	Yes	No	No	No	4	57.7	0.0	71.8	71.8	56.6	62.3	Severe
288	SFR	2	220	65	No	No	No	Yes	No	No	No	4	57.7	0.0	65.4	65.4	56.6	62.3	Severe
289	SFR	2	200	65	No	No	No	Yes	Yes	No	No	9	57.7	0.0	70.8	70.8	56.6	62.3	Severe
290	SFR	2	45	65	No	No	No	No	Yes	No	No	5	57.7	0.0	73.3	73.3	56.6	62.3	Severe
291	SFR	2	100	65	No	No	No	No	Yes	No	No	5	57.7	0.0	69.8	69.8	56.6	62.3	Severe
292	SFR	2	160	65	Yes	No	No	No	Yes	No	No	0.5	57.7	0.0	63.3	63.3	56.6	62.3	Severe
293	SFR	2	230	65	No	No	No	No	Yes	No	No	5	57.7	0.0	66.2	66.2	56.6	62.3	Severe
294	SFR	2	65	65	No	No	No	No	Yes	No	No	5	57.7	0.0	71.7	71.7	56.6	62.3	Severe
295	SFR	2	160	65	No	No	No	No	No	No	No	0	57.7	0.0	62.8	62.8	56.6	62.3	Severe
296	SFR	2	150	65	Yes	No	No	No	Yes	No	No	0.5	57.7	0.0	63.5	63.5	56.6	62.3	Severe
297	SFR	2	60	65	No	No	No	No	Yes	No	No	5	57.7	0.0	72.0	72.0	56.6	62.3	Severe
298	SFR	2	95	65	No	No	No	No	No	No	No	0	57.7	0.0	65.0	65.0	56.6	62.3	Severe
299	SFR	2	150	65	No	No	No	No	No	No	No	0	57.7	0.0	63.0	63.0	56.6	62.3	Severe
300	SFR	2	80	65	No	No	No	No	No	No	No	0	57.7	0.0	65.8	65.8	56.6	62.3	Severe
301	SFR	2	75	65	No	No	No	No	No	No	No	0	57.7	0.0	66.1	66.1	56.6	62.3	Severe
302	Valley Christian High School	3	180	65	No	No	Yes	No	No	No	No	3	61.4	55.7	61.7	62.7	63.6	69.1	No
303	Rio Hondo Metal Health Clinic	3	160	65	No	No	Yes	No	No	No	No	3	61.4	58.4	62.2	63.7	63.6	69.1	Moderate
304	Fremont College	3	200	65	No	No	No	No	No	No	No	0	53.2	0.0	58.3	58.3	59.5	65.5	No

LRT Noise Alternative 1

Cluster Number	Receptor Description	FTA Receptor Category	Near Track Distance (feet)	Speed (mph)	Intervening First Row (-4.5 dBA)	Intervening Second Row (-1.5 dBA)	Embedded Track (+3 dBA)	Aerial (+4 dBA)	Crossover (+5 dBA)	Quacker (+1 dBA)	Wheel Squeal (+10 dBA)	Total Adjustment (dBA)	Existing Noise Exposure Cat 1 or 2 (Ldn), Cat 3 (Leq)	Audible Warning Noise	Project Noise Exposure Cat 1 or 2 (Ldn), Cat 3 (Leq)	Combined Noise Exposure Cat 1 or 2 (Ldn), Cat 3 (Leq)	Noise Impact Criteria		Impact?
																	Moderate	Severe	
305	Artesia Cemetary	3	220	65	No	No	No	No	No	No	No	0	53.2	0.0	57.9	57.9	59.5	65.5	No
306	SFR	2	210	65	No	No	No	Yes	No	No	No	4	51.2	0.0	65.6	65.6	53.8	59.9	Severe
307	SFR	2	50	65	No	No	No	Yes	No	No	No	4	51.2	0.0	71.8	71.8	53.8	59.9	Severe
308	SFR	2	210	65	No	No	No	Yes	No	No	No	4	51.2	0.0	65.6	65.6	53.8	59.9	Severe
309	SFR	2	50	65	No	No	No	Yes	No	No	No	4	51.2	0.0	71.8	71.8	53.8	59.9	Severe
310	SFR	2	50	65	No	No	No	Yes	No	No	No	4	51.2	0.0	71.8	71.8	53.8	59.9	Severe
311	SFR	2	140	65	No	No	No	Yes	No	No	No	4	51.2	0.0	67.3	67.3	53.8	59.9	Severe
312	SFR	2	50	65	No	No	No	Yes	No	No	No	4	51.2	0.0	71.8	71.8	53.8	59.9	Severe
313	SFR	2	175	65	No	No	No	Yes	No	No	No	4	51.2	0.0	66.4	66.4	53.8	59.9	Severe
314	SFR	2	70	65	No	No	No	Yes	No	No	No	4	51.2	0.0	70.4	70.4	53.8	59.9	Severe
315	SFR	2	40	65	No	No	No	Yes	No	No	No	4	51.2	0.0	72.8	72.8	53.8	59.9	Severe
316	SFR	2	130	65	Yes	No	No	Yes	No	No	No	-0.5	51.2	0.0	63.2	63.2	53.8	59.9	Severe
317	SFR	2	220	65	No	No	No	Yes	No	No	No	4	51.2	0.0	65.4	65.4	53.8	59.9	Severe
318	SFR	2	110	65	No	No	No	Yes	No	No	No	4	51.2	0.0	68.4	68.4	53.8	59.9	Severe
319	SFR	2	50	65	No	No	No	Yes	No	No	No	4	51.2	0.0	71.8	71.8	53.8	59.9	Severe
320	SFR	2	110	65	Yes	No	No	Yes	No	No	No	-0.5	51.2	0.0	63.9	63.9	53.8	59.9	Severe
321	SFR	2	210	65	No	No	No	Yes	No	No	No	4.0	48.0	0.0	65.6	65.6	52.7	59.2	Severe
322	SFR	2	40	65	No	No	Yes	Yes	No	No	No	7.0	48.0	51.5	75.8	75.8	52.7	59.2	Severe
323	SFR	2	45	65	No	No	No	Yes	No	No	No	4.0	48.0	0.0	72.3	72.3	52.7	59.2	Severe
324	SFR	2	200	65	No	No	No	Yes	No	No	No	4.0	48.0	0.0	65.8	65.8	52.7	59.2	Severe
325	SFR	2	140	65	No	No	No	Yes	No	No	No	4.0	48.0	0.0	67.3	67.3	52.7	59.2	Severe
326	SFR	2	50	65	No	No	Yes	Yes	No	No	No	7.0	48.0	56.5	74.8	74.9	52.7	59.2	Severe
327	MFR	2	210	65	No	No	Yes	No	No	No	No	3.0	48.0	46.7	64.6	64.6	52.7	59.2	Severe
328	SFR, MFR	2	45	45	No	No	Yes	No	Yes	No	No	8.0	48.0	63.1	73.1	73.5	52.7	59.2	Severe
329	SFR	2	190	55	No	No	No	No	No	No	No	0.0	48.0	0.0	60.6	60.6	52.7	59.2	Severe
330	SFR	2	180	45	Yes	No	No	No	Yes	No	No	0.5	48.0	0.0	59.6	59.6	52.7	59.2	Severe
331	MFR, SFR	2	35	35	No	No	Yes	No	Yes	No	No	8.0	48.0	0.0	72.0	72.0	52.7	59.2	Severe
332	Artesia Historical Museum	3	45	35	No	No	No	No	Yes	No	No	8	50.0	0.0	64.4	64.4	58.4	64.6	Moderate
333	SFR	2	175	55	Yes	No	Yes	No	No	No	No	-1.5	48.0	0.0	59.4	59.4	52.7	59.2	Severe
334	SFR	2	40	45	No	No	Yes	No	Yes	No	No	8.0	48.0	64.8	73.6	74.1	52.7	59.2	Severe
335	SFR, MFR	2	200	45	No	No	No	No	No	No	No	0.0	48.0	0.0	58.6	58.6	52.7	59.2	Moderate
336	SFR	2	180	35	No	No	No	No	Yes	No	No	5.0	48.0	0.0	61.9	61.9	52.7	59.2	Severe
337	Wan Yuen Temple	3	55	35	No	No	Yes	No	Yes	No	No	3.0	50.0	0.0	66.5	66.5	58.4	64.6	Severe
338	SFR, MFR	2	160	35	No	No	No	No	Yes	Yes	No	6.0	48.0	0.0	63.4	63.4	52.7	59.2	Severe
339	SFR, MFR	2	90	35	No	No	Yes	No	Yes	Yes	No	9.0	48.0	0.0	68.9	68.9	52.7	59.2	Severe
340	SFR	2	200	20	No	No	No	No	Yes	Yes	No	6.0	48.0	0.0	57.6	57.6	52.7	59.2	Moderate
341	SFR	2	110	20	No	No	Yes	No	Yes	Yes	No	9.0	48.0	0.0	63.1	63.2	52.7	59.2	Severe
342	SFR	2	80	20	No	No	Yes	No	Yes	Yes	No	9.0	48.0	0.0	64.5	64.5	52.7	59.2	Severe
343	SFR	2	200	20	No	No	No	No	Yes	Yes	No	6.0	48.0	0.0	57.6	57.6	52.7	59.2	Moderate
344	SFR	2	40	15	No	No	Yes	No	Yes	No	No	8.0	52.0	0.0	64.0	64.0	54.1	60.1	Severe
345	SFR	2	165	15	Yes	No	No	No	Yes	No	No	0.5	52.0	0.0	50.4	50.4	54.1	60.1	No
346	SFR	2	40	15	No	No	No	No	Yes	No	No	5.0	52.0	0.0	61.0	61.0	54.1	60.1	Severe
347	SFR	2	45	15	No	No	No	No	No	No	No	0.0	52.0	0.0	55.5	55.5	54.1	60.1	Moderate

Mitigated LRT Noise Alternative 1

Cluster Number	Receptor Description	FTA Receptor Category	Near Track Distance (feet)	Speed (mph)	Intervening First Row (-4.5 dBA)	Intervening Second Row (-1.5 dBA)	Embedde Track (+3 dBA)	Aerial (+4 dBA)	Crossover (+5 dBA)	Quacker (+1 dBA)	Wheal Squeal (+10 dBA)	Soundwall (Variable dBA)	Soundwall Height	Moveable Point Frog	Audible Warning Noise	Source horizontal distance to barrier (ft)	Source Distance to Top of Barrier (ft)	Reciever Horizontal Distance from barrier (ft)	Reciever Distance from top of Barrier (ft)	Sloped Horizontal Distance from Source to Reciever (ft)	Sloped Distance from Source to Reciever (ft)	Path Difference (ft)	Soundwall Adjustment (db)	Total Adjustment (dBA)	Existing Noise Exposure Cat 1 or 2 (Ldn), Cat 3 (Leq)	Unmitigated Noise Level Cat 1 or 2 (Ldn), Cat 3 (Leq)	LRT Project Noise Exposure Cat 1 or 2 (Ldn), Cat 3 (Leq)	Combined Noise Exposure Cat 1 or 2 (Ldn), Cat 3 (Leq)	Noise Impact Criteria		Impact?
																													Moderate	Severe	
2	SFR/MFR	2	80	55	No	No	No	Yes	No	No	No	Yes	4		0.0	10	10.2	70.0	75.8	80.0	84.4	1.5	8.0	-4.0	56.3	68.3	60.3	60.3	55.9	61.7	Moderate
3	SFR/MFR	2	210	55	No	No	No	Yes	No	No	No	Yes	4		0.0	10	10.2	200.0	202.1	210.0	211.7	0.6	5.0	-1.0	56.3	64.1	59.1	59.1	55.9	61.7	Moderate
4	SFR/MFR	2	45	55	No	No	No	Yes	No	No	No	Yes	4		0.0	5	5.4	40.0	49.4	45.0	52.5	2.3	9.0	-5.0	56.3	70.8	61.8	61.8	55.9	61.7	Severe
5	SFR/MFR	2	240	55	No	No	No	Yes	No	No	No	Yes	4		0.0	10	10.2	230.0	231.8	240.0	241.5	0.5	5.0	-1.0	56.3	63.5	58.5	58.5	55.9	61.7	Moderate
6	SFR/MFR	2	80	55	No	No	No	Yes	No	No	No	Yes	4		0.0	10	10.2	70.0	75.8	80.0	84.4	1.5	8.0	-4.0	56.3	68.3	60.3	60.3	55.9	61.7	Moderate
7	SFR/MFR	2	240	55	No	No	No	Yes	No	No	No	Yes	4		0.0	10	10.2	230.0	231.8	240.0	241.5	0.5	5.0	-1.0	56.3	63.5	58.5	58.5	55.9	61.7	Moderate
10	SFR/MFR	2	240	55	No	No	No	Yes	No	No	No	Yes	4		0.0	5	5.4	235.0	236.8	240.0	241.5	0.7	6.0	-2.0	66.8	63.5	57.5	57.5	62.0	67.3	No
11	SFR/MFR	2	185	55	No	No	No	Yes	No	No	No	Yes	4		0.0	10	10.2	175.0	177.4	185.0	187.0	0.6	6.0	-2.0	66.8	64.7	58.7	58.7	62.0	67.3	No
12	SFR/MFR	2	110	55	No	No	No	Yes	No	No	No	Yes	4		0.0	10	10.2	100.0	104.1	110.0	113.3	1.1	7.0	-3.0	66.8	66.9	59.9	59.9	62.0	67.3	No
13	SFR/MFR	2	230	55	No	No	No	Yes	Yes	No	No	Yes	4	Yes	0.0	10	10.2	220.0	221.9	230.0	231.6	0.5	5.0	-1.0	66.8	68.7	58.7	58.7	62.0	67.3	No
14	SFR/MFR	2	110	55	No	No	No	Yes	Yes	No	No	Yes	4	Yes	0.0	10	10.2	100.0	104.1	110.0	113.3	1.1	7.0	-3.0	66.8	71.9	59.9	59.9	62.0	67.3	No
15	SFR/MFR	2	140	55	No	No	No	Yes	Yes	No	No	Yes	4	Yes	0.0	10	10.2	130.0	133.2	140.0	142.6	0.8	6.0	-2.0	66.8	70.9	59.9	59.9	62.0	67.3	No
16	SFR/MFR	2	240	55	No	No	No	Yes	Yes	No	No	Yes	4	Yes	0.0	10	10.2	230.0	231.8	240.0	241.5	0.5	5.0	-1.0	66.8	68.5	58.5	58.5	62.0	67.3	No
17	SFR/MFR	2	15	55	No	No	No	Yes	Yes	No	No	Yes	4	Yes	0.0	5	5.4	10.0	30.7	15.0	30.9	5.2	10.0	-6.0	66.8	80.6	65.6	65.6	62.0	67.3	Moderate
18	SFR/MFR	2	140	55	No	No	No	Yes	No	No	No	Yes	4		0.0	10	10.2	130.0	133.2	140.0	142.6	0.8	6.0	-2.0	66.8	65.9	59.9	59.9	62.0	67.3	No
19	SFR/MFR	2	15	55	No	No	No	Yes	No	No	No	Yes	4		0.0	5	5.4	10.0	30.7	15.0	30.9	5.2	10.0	-6.0	66.8	75.6	65.6	65.6	62.0	67.3	Moderate
20	SFR/MFR	2	110	55	No	No	No	Yes	Yes	No	No	Yes	4	Yes	0.0	10	10.2	100.0	104.1	110.0	113.3	1.1	7.0	-3.0	66.8	71.9	59.9	59.9	62.0	67.3	No
21	SFR/MFR	2	320	55	No	No	No	Yes	No	No	No	Yes	4		0.0	10	10.2	310.0	311.4	320.0	321.1	0.4	5.0	-1.0	66.8	62.3	57.3	57.3	62.0	67.3	No
22	SFR/MFR	2	320	55	No	No	No	Yes	No	No	No	Yes	4		0.0	10	10.2	310.0	311.4	320.0	321.1	0.4	5.0	-1.0	66.8	62.3	57.3	57.3	62.0	67.3	No
23	SFR/MFR	2	110	55	No	No	No	Yes	No	No	No	Yes	4		0.0	10	10.2	100.0	104.1	110.0	113.3	1.1	7.0	-3.0	66.8	66.9	59.9	59.9	62.0	67.3	No
24	SFR	2	30	55	No	No	No	Yes	No	No	No	Yes	4		0.0	10	10.2	20.0	35.2	30.0	40.4	5.1	10.0	-6.0	66.8	72.6	62.6	62.6	62.0	67.3	Moderate
25	SFR/MFR	2	80	55	No	No	No	Yes	No	No	No	Yes	4		0.0	10	10.2	70.0	75.8	80.0	84.4	1.5	8.0	-4.0	66.8	68.3	60.3	60.3	62.0	67.3	No
27	SFR/MFR	2	300	55	No	No	No	Yes	No	No	No	Yes	4		0.0	10	10.2	290.0	291.4	300.0	301.2	0.4	5.0	-1.0	66.8	62.6	57.6	57.6	62.0	67.3	No
29	SFR/MFR	2	110	55	No	No	No	Yes	No	No	No	Yes	4		0.0	10	10.2	100.0	104.1	110.0	113.3	1.1	7.0	-3.0	66.8	66.9	59.9	59.9	62.0	67.3	No
30	SFR/MFR	2	230	55	No	No	No	Yes	No	No	No	Yes	4		0.0	10	10.2	220.0	221.9	230.0	231.6	0.5	5.0	-1.0	66.8	63.7	58.7	58.7	62.0	67.3	No
32	SFR/MFR	2	90	50	No	No	No	Yes	No	No	No	Yes	4		0.0	60	60.0	30.0	49.2	90.0	97.3	11.9	12.0	-8.0	70.5	67.0	55.0	55.0	64.7	69.8	No
34	MFR	2	60	55	No	No	No	Yes	No	No	No	Yes	4		0.0	20	20.1	40.0	55.9	60.0	70.5	5.5	11.0	-7.0	70.5	69.6	58.6	58.6	64.7	69.8	No
35	SFR/MFR	2	80	55	No	No	No	Yes	No	No	No	Yes	4		0.0	40	40.0	40.0	55.9	80.0	88.1	7.8	11.0	-7.0	70.5	68.3	57.3	57.3	64.7	69.8	No
37	MFR	2	90	45	No	No	No	Yes	No	No	No	Yes	4		0.0	50	50.0	40.0	49.4	90.0	94.0	5.5	11.0	-7.0	70.5	66.1	55.1	55.1	64.7	69.8	No
38	MFR	2	110	45	No	No	No	Yes	No	No	No	Yes	4		0.0	15	15.1	95.0	99.3	110.0	113.3	1.2	7.0	-3.0	70.5	65.2	58.2	58.2	64.7	69.8	No
40	SFR	2	215	45	No	No	No	Yes	Yes	No	No	Yes	4	Yes	0.0	40	40.0	175.0	177.4	215.0	216.7	0.7	6.0	-2.0	70.5	67.3	56.3	56.3	64.7	69.8	No
42	SFR/MFR	2	100	45	No	No	No	Yes	Yes	No	No	Yes	4	Yes	0.0	50	50.0	50.0	57.8	100.0	103.6	4.3	10.0	-6.0	70.5	70.6	55.6	55.6	64.7	69.8	No
43	SFR	2	40	45	No	No	No	Yes	Yes	Yes	No	Yes	4	Yes	0.0	25	25.1	15.0	32.6	40.0	48.3	9.5	12.0	-7.0	70.5	75.6	58.6	58.6	64.7	69.8	No
44	SFR	2	155	45	No	No	No	Yes	Yes	Yes	No	Yes	4	Yes	0.0	25	25.1	130.0	133.2	155.0	157.3	0.9	7.0	-2.0	70.5	69.7	57.7	57.7	64.7	69.8	No
45	SFR	2	100	25	No	No	No	Yes	Yes	Yes	No	No	4	Yes	0.0	50	50.0	50.0	57.8	100.0	103.6	4.3	10.0	5.0	70.5	66.5	61.5	61.5	64.7	69.8	No
50	SFR/MFR	2	90	20	No	No	No	Yes	Yes	No	Yes	No			0.0									9.0	65.4	74.0	64.0	64.0	61.1	66.4	Moderate
52	SFR/MFR	2	230	35	Yes	No	Yes	No	No	No	No	No			51.5									-1.5	68.0	56.2	54.3	56.2	62.9	68.1	No
54	SFR	2	70	35	No	No	Yes	No	No	No	No	No			53.7									3.0	68.0	64.4	64.0	64.4	62.9	68.1	Moderate
56	SFR	2	60	35	No	No	Yes	No	No	No	No	No			63.2									3.0	68.0	67.0	64.6	67.0	62.9	68.1	Moderate
58	SFR/MFR	2	70	35	No	No	Yes	No	No	No	No	No			53.7									3.0	68.0	64.4	64.0	64.4	62.9	68.1	Moderate
60	SFR/MFR	2	50	35	No	No	Yes	No	No	No	No	No			65.7									3.0	68.0	68.6	65.4	68.6	62.9	68.1	Severe
61	SFR	2	70	35	No	No	Yes	No	No	No	No	No			58.0									3.0	68.0	64.9	64.0	64.9	62.9	68.1	Moderate
62	Templo Asamblea De O	3	80	35	No	No	Yes	No	No	No	No	No			65.1	80							0.00	3.00	64.2	66.2	59.9	66.2	65.3	70.7	Moderate
63	SFR/MFR	2	235	35	No	No	No	No	No	No	No	No			51.9									0.0	68.0	57.2	55.7	57.2	62.9	68.1	No
65	SFR/MFR	2	70	25	No	No	No	No	No	Yes	No	No			64.8									1.0	68.0	65.8	59.1	65.8	62.9	68.1	Moderate
66	SFR/MFR	2	70	20	No	No	Yes	No	No	Yes	No	No			56.5										68.0	61.7	56.1	59.3	62.9	68.1	No
71	MFR	2	55	20	No	No	Yes	No	No	Yes	No	No			65.7									4.0	61.8	67.0	61.2	67.0	58.8	64.3	Severe
73	SFR/MFR	2	65	35	No	No	No	No	Yes	No	No	No		Yes	63.2									0.0	61.8	68.0	61.3	65.4	58.8	64.3	Severe
74	SFR/MFR	2	130	35	No	No	No	No	Yes	No	No	No		Yes	0.0									0.0	61.8	63.3	58.3	58.3	58.8	64.3	No
75	MFR	2	100	35	Yes	No	No	No	Yes	No	No	No		Yes	0.0									-4.5	61.8	59.9	54.9	54.9	58.8	64.3	No
76	SFR/MFR	2	55	35	No	No	No	No	Yes	No	No	No		Yes	0.0									0.0	61.8	67.0	62.0	62.0	58.8	64.3	Moderate
77	SFR/MFR	2	140	35	No	No	No	No	Yes	No	No	No		Yes	0.0									0.0	61.8	63.0	58.0	58.0	58.8	64.3	No
78	SFR/MFR	2	110	35	Yes	No	Yes	No	Yes	No	No	No		Yes	54.3									-1.5	61.8	63.1	57.5	59.2	58.8	64.3	Moderate
79	SFR/MFR	2	55	35	No	No	Yes	No	Yes	No	No	No		Yes	64.8									3.0	61.8	71.2	65.0	67.9	58.8	64.3	Severe
80	SFR/MFR	2	65	35	No	No	Yes	No	Yes	No	No	No		Yes	64.8									3.0	61.8	70.6	64.3	67.6	58.8	64.3	Severe
81	SFR	2	220	35	No	No	No	No	Yes	No	No	No		Yes	0.0									0.0	61.8	61.0	56.0	56.0	58.8	64.3	No
82	SFR/MFR	2	230	35	No	No	Yes	No	No	No	No	No			51.9									3.0	61.8	59.6	58.8	59.6	58.8	64.3	Moderate
83	Huntington Park High School	3	50	35	No	No	Yes	No	No	No	No	No			63.5	50							0.00	3.00	63.8	65.8	61.9	65.8	65.1	70.5	Moderate
84	SFR/MFR	2	120	35	Yes	No	No	No	No	No	No	No			0.0									-4.5	61.8	54.1	54.1	54.1	58.8	64.3	No
85	SFR/MFR	2	50	35	No	No	No	No	No	No	No	No			0.0									0.0	61.8	62.4	62.4	62.4	58.8	64.3	Moderate
86	SFR/MFR	2	65	35	No	No	Yes	No	No	No	No	No			64.8									3.0	61.8	67.6	64.3	67.6	58.8	64.3	Severe
88	SFR/MFR	2	70	35	No	No	Yes	No	No	No	No	No			61.9									3.0	61.8	66.1	64.0	66.1	58.8	64.3	Severe
89	SFR/MFR	2	45	35	No	No	No	No	No	No	No	No			0.0									0.0	63.1	62.9	62.9	62.9	59.6	65.1	Moderate
92	SFR/MFR	2	130	35	No	No	Yes	No	No	No	No	No			49.7									3.0	63.1	61.6	61.3	61.6	59.6	65.1	Moderate
93	SFR	2	50	35	No	No	Yes	No	No	No	No	No			61.9									3.0	63.1	67.0	65.4	67.0	59.6	65.1	Severe
94	SFR/MFR	2	75	35	No	No	Yes	No	No	No	No	No			55.3									3.0	63.1	64.3	63.7	64.3	59.6	65.1	Moderate
96	SFR	2	90	35	No	No	No	No	No	No	No	No			58.8									0.0	63.1	62.4	59.9	62.4	59.6	65.1	Moderate
98	SFR/MFR	2	100	35	No	No	Yes	No	No	No	No	No			54.7									3.0	63.1	63.1	62.4	63.1	59.6	65.1	Moderate
99	SFR/MFR	2	220	35	No	No	Yes	No	No	No	No	No			56.5									3.0	63.1	60.9	59.0	60.9	59.6	65.1	Moderate
100	San Antonio Elementary	3	145	55	No	No	Yes	No	No	No	No	Yes	8		58.5	10	10.20	135	138.08	145	147.49	0.79	6.00	-3.00	65.1	63.1	55.2	60.2	65.9	71.3	No
101		2	250	55	No	No	No	No	No	No	No	Yes	8			80	80.2	170.0	170.0	250.0	250.0	0.2	3.0	-3.0	63.1	59.4	56.4	56.4	59.6	65.1	No
102	SFR	2	120	55	No	No	No	No	No	No	No	Yes	8		0.0	65	65.3	55.0	55.1	120.0	120.0	0.3	4.0	-4.0	63.1	62.6	58.6	58.6	59.6	65.1	No
104	SFR	2	140	55	No	No	No	No	No	No	No	Yes	4		0.0	90	90.2	50.0	50.1	140.0	140.0	0.3	4.0	-4.0	63.1	61.9	57.9	57.9	59.6	65.1	No
105	SFR/MFR	2	135	55	No	No	No	Yes	No	No	Yes	Yes	4		0.0	80	80.0	55.0	64.7	135.0	138.7	5.9	11.0	-7.0	63.1	76.0	55.0	55.0	59.6	65.1	No
107	SFR	2	130	55	No	No	Yes	No	No	No	No	No	8	Yes	58.8	70	70.3	60.0	60.1	130.0	130.0	0.3	4.0	-2.0	66.8	66.1	60.2	62.6	62.0	67.3	Moderate
108	SFR	2	20	55	No	No	Yes	No	Yes	No	No	Yes	8	Yes	53.7	15	16.2	5.0	5.8	20.0	20.2	1.8	8.0	-5.0	66.8	78.4	65.3	65.6	62.0	67.3	Moderate
109	SFR	2	145	55	Yes	No	No	No	Yes	No	No	Yes	8	Yes	0.0	5	7.8	140.0	140.0	145.0	145.0	2.8	9.0	-13.5	66.8	62.2	48.2	48.2	62.0	67.3	No
110	SFR	2	220	55	No	No	No	No	Yes	No	No	Yes	8	Yes	0.0	30	30.6	190.0	190.0	220.0	220.0	0.6	6.0	-6.0	66.8	64.9	53.9	53.9	62.0	67.3	No
111	SFR	2	120	55	No	No	No	No	Yes	No	No	Yes	8		0.0	40	40.4	80.0	80.1	120.0	120.0	0.5	5.0	0.0	66.8	67.6	62.6	62.6	62.0	67.3	Moderate
112	SFR/MFR	2	65	55	No	No	Yes	No	No	No	No	Yes	8		48.4	5	7.8	60.0	60.1	65.0	65.1	2.8	9.0	-6.0	66.8	68.3	59.2	59.6	62.0	67.3	No
113	SFR/MFR	2	35	55	No	No	Yes	No	Yes	No	No	Yes	8	Yes	70.8	30	30.6	5.0	5.8	35.0	35.1	1.3	7.0	-4.0	66.8	77.1	63.9	71.6	62.0	67.3	Severe
114	SFR	2	110	50	No	No	Yes	No	No	No	No	No	8		58.8	110	110.2		3.0	110.0	110.0	3.1	9.0	3.0	66.8	66.0	65.1	66.0	62.0	67.3	Moderate
116	SFR/MFR	2	25	50	No	No	Yes	No	No	No	No	Yes	8		70.8	20	20.9	5.0	5.8	25.0	25.2	1.5	8.0	-5.0	64.0	74.2	63.6	71.6	60.2	65.6	Severe
118	SFR	2	25	45	No	No	No	No	No	No	No	Yes	8		0.0	20	20.9	5.0	5.8	25.0	25.2	1.5	8.0	-8.0	64.0	67.6	59.6	59.6	60.2	65.6	No
119	SFR	2	35	40	No	No	Yes	No	No	Yes	No	Yes	8		56.5	30	30.6	5.0	5.8	35.0	35.1	1.3	7.0	-3.0	64.0	69.4	62.2	63.2	60.2	65.6	Moderate
120	SFR	2	240	35	No	No	Yes	No	No	Yes	No	No			51.9									4.0	64.0	60.3	59.6	60.3	60.2	65.6	Moderate
133	SFR	2	110	55	No	No	No	No	No	No	No	Yes	8		0.0	60	60.3	50.0	50.1	110.0	110.0	0.3	4.0	-4.0	63.1	62.9	58.9	58.9	59.6	65.1	No
135	SFR	2	200	55	No	No	No	No	No	No	No	Yes	8		0.0	155	155.1	45.0	45.1	200.0	200.0	0.2	3.0	-3.0	63.1	60.3	57.3	57.3	59.6	65.1	No
137	SFR	2	60	55	No	No	No	No	No	No	No	Yes	8		0.0	10	11.7	50.0	50.1	60.0	60.1	1.7	8.0	-8.0	63.1	65.6	57.6	57.6	59.6	65.1	No
140	MFR	2	115	55	No	No	No	No	No	No	No	Yes	8		0.0	30	30.6	85.0	85.1	115.0	115.0	0.6	6.0	-6.0	63.1	62.7	56.7	56.7	59.6	65.1	No
141	SFR	2	85	55	No	No	No	No	No	No	No	Yes	8		0.0	40	40.4	45.0	45.1	85.0	85.1	0.5	5.0	-5.0	63.1	64.1	59.1	59.1	59.6	65.1	No
144	SFR	2	70	55	No	No	No	No	No	No	No	Yes	8		0.0	20	20.9	50.0	50.1	70.0	70.1	0.9	6.0	-6.0	63.1	64.9	58.9	58.9	59.6	65.1	No
146	SFR	2	100	55	No	No	No	No	No	No	No	Yes	8		0.0	55	55.3	45.0	45.1	100.0	100.0	0.4	4.0	-4.0	63.1	63.4	59.4	59.4	59.6	65.1	No
149	SFR	2	100	55	No	No	No	No	No	No	No	Yes	8		0.0	55	55.3	45.0	45.1	100.0	100.0	0.4	4.0	-4.0	63.1	63.4	59.4	59.4	59.6	65.1	No
153	SFR	2	65	55	No	No	No	No	No	No	No	Yes	8		0.0	20	20.9	45.0	45.1	65.0	65.1	0.9	6.0	-6.0	63.1	65.2	59.2	59.2	59.6	65.1	No
155	SFR	2	200	55	No	No	No	No	No	No	No	Yes	8		0.0	55	55.3	145.0	145.0	200.0	200.0	0.3	4.0	-4.0	63.1	60.3	56.3	56.3	59.6	65.1	No
156	SFR	2	90	55	No	No	No	No	No	No	No	Yes	8		0.0	50	50.4	40.0	40.1	90.0	90.0	0.4	5.0	-5.0	63.1	63.8	58.8	58.8	59.6	65.1	No
157	SFR	2	140	55	Yes	No	No	Yes	No	No	No	Yes	4		0.0	70	70.0	70.0	70.1	140.0	140.0	0.1	0.0	-0.5	61.1	61.4	61.4	61.4	58.4	64.0	Moderate
158	SFR	2	90	55	No	No	No	Yes	No	No	No	Yes	4		0.0	50	50.0	40.0	40.1	90.0	90.0	0.1	1.0	3.0	61.1	67.8	66.8	66.8	58.4	64.0	Severe
159	SFR	2	205	55	No	No	No	Yes	No	No	No	Yes	4		0.0	60	60.0	145.0	145.0	205.0	205.0	0.0	-1.0	5.0	61.1	64.2	65.2	65.2	58.4	64.0	Severe
160	SFR	2	140	55	No	No	Yes	No	No	No	No	Yes	8		56.5	90	90.2	50.0	50.1	140.0	140.0	0.3	4.0	-1.0	61.1	65.5	60.9	62.2	58.4	64.0	Moderate
161	SFR	2	110	55	No	No	Yes	No	No	No	No	No	8		63.2	110	110.2		3.0	110.0	110.0	3.1	9.0	3.0	61.1	67.8	65.9	67.8	58.4	64.0	Severe
162	SFR	2	170	55	No	No	Yes	No	Yes	No	No	Yes	8	Yes	49.2	50	50.4	120.0	120.0	170.0	170.0	0.4	4.0	-1.0	61.1	69.1	60.0	60.4	58.4	64.0	Moderate
163	SFR/MFR	2	95	55	No	No	Yes	No	Yes	No	No	Yes	8	Yes	49.8	35	35.5	60.0	60.1	95.0	95.0	0.5	5.0	-2.0	61.1	71.6	61.6	61.9	58.4	64.0	Moderate
164	SFR/MFR	2	180	55	No	No	No	No	Yes	No	No	Yes	8	Yes	0.0	30	30.6	150.0	150.0	180.0	180.0	0.6	6.0	-6.0	61.1	65.8	54.8	54.8	58.4	64.0	No
165	MFR	2	185	55	No	No	Yes	No	No	No	No	No	8		52.8	185	185.1		3.0	185.0	185.0	3.1	9.0	3.0	61.1	64.0	63.7	64.0	58.4	64.0	Severe
166	MFR	2	60	55	No	No	Yes	No	No	No	No	Yes	8		49.8	20	20.9	40.0	40.1	60.0	60.1	0.9	7.0	-4.0	61.1	68.6	61.6	61.9	58.4	64.0	Moderate
168	Mobile Homes	2	70	55	No	No	No	No	No	No	No	Yes	8		0.0	20	20.9	50.0	50.1	70.0	70.1	0.9	6.0	-6.0	61.1	64.9	58.9	58.9	58.4	64.0	Moderate
169	Motel	2	220	50	No	No	No	Yes	No	No	No	No	8		0.0									4.0	68.0	63.1	63.1	63.1	62.9	68.1	Moderate
170	SFR	2	305	55	No	No	Yes	No	No	No	No	Yes	4		50.8	20	20.1	285.0	285.0	305.0	305.0	0.1	2.0	1.0	58.7	61.9	59.5	60.1	57.1	62.8	Moderate
171	SFR	2	250	55	No	No	No	No	No	No	No	Yes	4		0.0	15	15.1	235.0	235.0	250.0	250.0	0.1	2.0	-2.0	58.7	59.4	57.4	57.4	57.1	62.8	Moderate
172	SFR	2	130	55	No	No	No	No	No	No	No	Yes	4		0.0	20	20.1	110.0	110.1	130.0	130.0	0.1	2.0	-2.0	58.7	62.2	60.2	60.2	57.1	62.8	Moderate
173	SFR	2	240	55	No	No	No	Yes	No	No	No	Yes	4		0.0	10	10.2	230.0	230.0	240.0	240.0	0.2	3.0	1.0	58.7	63.5	60.5	60.5	57.1	62.8	Moderate
174	SFR	2	140	55	No	No	No	Yes	No	No	No	Yes	4		0.0	20	20.1	120.0	120.1	140.0	140.0	0.2	3.0	1.0	68.0	65.9	62.9	62.9	62.9	68.1	No
175	SFR	2	240	55	No	No	No	Yes	No	No	No	Yes	4		0.0	10	10.2	230.0	230.3	240.0	240.1	0.4	4.0	0.0	58.7	63.5	59.5	59.5	57.1	62.8	Moderate
176	MFR	2	145	55	No	No	No	Yes	No	No	No	Yes	4		0.0	10	10.2	135.0	135.4	145.0	145.2	0.5	5.0	-1.0	58.7	65.7	60.7	60.7	57.1	62.8	Moderate
177	Thunderbird Villa Mobi	2	140	55	No	No	No	Yes	No	No	No	Yes	4		0.0	5	5.4	135.0	136.3	140.0	141.0	0.7	6.0	-2.0	57.4	65.9	59.9	59.9	56.4	62.2	Moderate
178	Thunderbird Villa Mobi	2	175	55	No	No	No	Yes	No	No	No	Yes	4		0.0	10	10.2	165.0	165.4	175.0	175.1	0.5	5.0	-1.0	57.4	64.9	59.9	59.9	56.4	62.2	Moderate
179	Thunderbird Villa Mobi	2	90	55	No	No	No	Yes	No	No	No	Yes	4		0.0	15	15.1	75.0	76.0	90.0	90.3	0.8	6.0	-2.0	57.4	67.8	61.8	61.8	56.4	62.2	Moderate
180	Thunderbird Villa Mobi	2	25	55	No	No	No	Yes	No	No	No	Yes	4		0.0	15	15.1	10.0	13.5	25.0	26.0	2.6	9.0	-5.0	57.4	73.4	64.4	64.4	56.4	62.2	Severe
181	Trinity Bible Church	3	20	35	No	No	Yes	No	No	No	No	No			76.6	20	20.10		29.00	20	33.60	15.50	12.00	3.00	75.3	76.9	65.9	76.9	70.0	78.4	Moderate
182	SFR	2	280	35	No	No	No	No	No	No	No	No			0.0					280.0			0.0	0.0	59.3	55.0	55.0	55.0	57.4	63.0	No
184	American Indian Bible Church	3	80	35	No	No	Yes	No	No	No	No	No			76.6	80	80.02		154.86	120	123.00	111.88	12.00	3.00	74.7	76.7	59.9	76.7	70.0	78.0	Moderate
185	SFR	2	210	25	No	No	No	No	Yes	No	No	Yes	8	Yes	0.0	9	10.8	201.0	201.0	210.0	210.0	1.8	8.0	-8.0	59.9	58.3	45.3	45.3	57.7	63.3	No
186	SFR	2	300	25	No	No	No	No	No	No	No	Yes			0.0	60	60.3	240.0	240.0	300.0	300.0	0.3	4.0	-4.0	59.3	51.7	47.7	47.7	57.4	63.0	No
187	SFR	2	220	20	No	No	No	No	Yes	No	No	No		Yes	0.0	220	220.1		3.0	220.0	220.0	3.1	9.0	0.0	59.9	56.1	51.1	51.1	57.7	63.3	No
188	SFR	2	220	25	No	No	Yes	No	No	Yes	No	No	8		52.8	220	220.1		3.0	220.0	220.0	3.1	9.0	4.0	60.3	58.4	57.1	58.4	58.0	63.5	Moderate
189	SFR	2	185	25	No	No	Yes	No	No	Yes	No	No			55.9								0.0	4.0	61.2	60.0	57.8	60.0	58.5	64.0	Moderate
190	SFR	2	95	55	No	No	Yes	No	No	Yes	No	No	8		66.7	95	95.2		3.0	95.0	143.1	-44.9	0.0	4.0	63.7	70.2	67.6	70.2	60.0	65.4	Severe

Mitigated LRT Noise Alternative 1

Cluster Number	Receptor Description	FTA Receptor Category	Near Track Distance (feet)	Speed (mph)	Intervening First Row (-4.5 dBA)	Intervening Second Row (-1.5 dBA)	Embedde Track (+3 dBA)	Aerial (+4 dBA)	Crossover (+5 dBA)	Quacker (+1 dBA)	Wheal Squeal (+10 dBA)	Soundwall (Variable dBA)	Soundwall Height	Moveable Point Frog	Audible Warning Noise	Source horizontal distance to barrier (ft)	Source Distance to Top of Barrier (ft)	Reciever Horizontal Distance from barrier (ft)	Reciever Distance from top of Barrier (ft)	Sloped Horizontal Distance from Source to Reciever (ft)	Sloped Distance from Source to Reciever (ft)	Path Difference (ft)	Soundwall Adjustment (db)	Total Adjustment (dBA)	Existing Noise Exposure Cat 1 or 2 (Ldn), Cat 3 (Leq)	Unmitigated Noise Level Cat 1 or 2 (Ldn), Cat 3 (Leq)	LRT Project Noise Exposure Cat 1 or 2 (Ldn), Cat 3 (Leq)	Combined Noise Exposure Cat 1 or 2 (Ldn), Cat 3 (Leq)	Noise Impact Criteria		Impact?
																													Moderate	Severe	
191	SFR	2	30	55	No	No	No	No	No	Yes	No	Yes	8		0.0	25	25.7	5.0	5.8	30.0	30.1	1.4	7.0	-6.0	64.0	69.6	62.6	62.6	60.2	65.6	Moderate
192	SFR	2	20	55	No	No	No	No	No	Yes	No	Yes	8		0.0	15	16.2	5.0	5.8	20.0	20.2	1.8	8.0	-7.0	64.0	71.3	63.3	63.3	60.2	65.6	Moderate
193	SFR	2	15	55	No	No	No	No	No	Yes	No	Yes	8		0.0	10	11.7	5.0	5.8	15.0	15.3	2.2	9.0	-8.0	64.0	72.6	63.6	63.6	60.2	65.6	Moderate
194	SFR	2	45	55	No	No	No	No	No	Yes	No	Yes	8		0.0	40	40.4	5.0	5.8	45.0	45.1	1.2	7.0	-6.0	64.0	67.8	60.8	60.8	60.2	65.6	Moderate
195	SFR	2	230	55	No	No	No	No	No	Yes	No	Yes	8		0.0	50	50.4	180.0	180.0	230.0	230.0	0.4	4.0	-3.0	64.0	60.7	56.7	56.7	60.2	65.6	No
196	SFR	2	45	55	No	No	No	No	No	Yes	No	Yes	8		0.0	40	40.4	5.0	5.8	45.0	45.1	1.2	7.0	-6.0	64.0	67.8	60.8	60.8	60.2	65.6	Moderate
197	SFR	2	15	55	No	No	No	No	No	Yes	No	Yes	8		0.0	10	11.7	5.0	5.8	15.0	15.3	2.2	9.0	-8.0	64.0	72.6	63.6	63.6	60.2	65.6	Moderate
198	SFR	2	290	55	No	No	No	No	No	No	No	Yes	8		0.0	10	11.7	280.0	280.0	290.0	290.0	1.7	8.0	-8.0	64.0	58.7	50.7	50.7	60.2	65.6	No
199	SFR	2	285	55	No	No	No	Yes	No	No	No	Yes	4		0.0	25	25.1	260.0	261.1	285.0	285.8	0.3	4.0	0.0	57.9	62.8	58.8	58.8	56.7	62.4	Moderate
200	SFR	2	15	55	No	No	No	Yes	No	No	No	Yes	4		0.0	5	5.4	10.0	30.7	15.0	30.9	5.2	10.0	-6.0	66.7	75.6	65.6	65.6	62.0	67.3	Moderate
201	SFR	2	65	55	No	No	No	Yes	No	No	No	Yes	4		0.0	25	25.1	40.0	49.4	65.0	70.4	4.1	10.0	-6.0	66.1	69.2	59.2	59.2	61.6	66.9	No
202	SFR	2	240	55	No	No	No	Yes	No	No	No	Yes	4		0.0	200	200.0	40.0	49.4	240.0	241.5	7.9	11.0	-7.0	58.9	63.5	52.5	52.5	57.2	62.9	No
203	SFR	2	190	20	No	No	No	Yes	No	No	Yes	No			0.0									4.0	50.3	65.8	55.8	55.8	53.5	59.7	Moderate
204	SFR	2	65	20	No	No	No	Yes	No	No	Yes	No			0.0									4.0	50.3	70.4	60.4	60.4	53.5	59.7	Severe
205	SFR	2	280	20	No	No	No	Yes	No	No	Yes	Yes	4		0.0	10	10.2	270.0	271.6	280.0	281.3	0.5	5.0	-1.0	59.9	64.1	49.1	49.1	57.7	63.3	No
206	SFR	2	15	20	No	No	No	Yes	No	No	Yes	Yes	4		0.0	5	5.4	10.0	30.7	15.0	30.9	5.2	10.0	-6.0	65.1	76.8	56.8	56.8	60.9	66.3	No
207	SFR	2	75	20	No	No	No	Yes	No	No	Yes	Yes	4		0.0	20	20.1	55.0	62.2	75.0	79.7	2.6	9.0	-5.0	58.7	69.8	50.8	50.8	57.1	62.8	No
208	SFR	2	170	20	No	No	No	Yes	No	No	Yes	Yes	4		0.0	10	10.2	160.0	162.6	170.0	172.1	0.7	6.0	-2.0	64.6	66.3	50.3	50.3	60.6	66.0	No
209	SFR	2	290	35	No	No	No	Yes	No	No	Yes	Yes	4		0.0	25	25.1	265.0	266.6	290.0	291.3	0.4	5.0	-1.0	67.5	68.8	53.8	53.8	62.5	67.8	No
210	SFR	2	80	35	No	No	No	Yes	No	No	Yes	Yes	4		0.0	25	25.1	55.0	62.2	80.0	84.4	2.8	9.0	-5.0	60.6	74.4	55.4	55.4	58.1	63.7	No
211	SFR	2	260	20	No	No	No	Yes	No	No	No	Yes	4		0.0	10	10.2	250.0	251.7	260.0	261.4	0.5	5.0	-1.0	58.6	54.4	49.4	49.4	57.0	62.7	No
212	SFR	2	140	20	No	No	No	Yes	No	No	No	Yes	4		0.0	-10	10.2	150.0	152.8	140.0	142.6	20.4	12.0	-8.0	60.1	57.1	45.1	45.1	57.8	63.4	No
213	SFR	2	55	20	No	No	No	Yes	No	No	No	Yes	4		0.0	-10	10.2	65.0	71.2	55.0	61.3	20.1	12.0	-8.0	65.2	61.2	49.2	49.2	61.0	66.3	No
214	MFR	2	335	45	No	No	No	Yes	No	No	No	Yes	4		0.0	15	15.1	320.0	321.3	335.0	336.1	0.4	4.0	0.0	51.7	60.4	56.4	56.4	53.9	60.0	Moderate
215	SFR	2	100	55	No	No	No	Yes	No	No	No	Yes	4		0.0	20	20.1	80.0	85.1	100.0	103.6	1.6	8.0	-4.0	58.0	67.4	59.4	59.4	56.7	62.4	Moderate
216	SFR	2	70	55	No	No	No	Yes	No	No	No	Yes	4		0.0	20	20.1	50.0	57.8	70.0	75.0	2.9	9.0	-5.0	58.0	68.9	59.9	59.9	56.7	62.4	Moderate
217	SFR	2	100	55	No	No	No	Yes	No	No	No	Yes	4		0.0	20	20.1	80.0	83.5	100.0	102.4	1.2	7.0	-3.0	58.0	67.4	60.4	60.4	56.7	62.4	Moderate
218	SFR	2	75	55	No	No	No	Yes	No	No	No	Yes	4		0.0	15	15.1	60.0	64.6	75.0	78.2	1.6	8.0	-4.0	58.0	68.6	60.6	60.6	56.7	62.4	Moderate
219	SFR	2	120	65	No	No	No	Yes	No	No	No	Yes	4		0.0	5	5.4	115.0	116.6	120.0	121.2	0.7	6.0	-2.0	58.0	68.0	62.0	62.0	56.7	62.4	Moderate
220	SFR	2	130	65	No	No	No	Yes	No	No	No	Yes	4		0.0	15	15.1	115.0	118.6	130.0	132.8	1.0	7.0	-3.0	58.0	67.7	60.7	60.7	56.7	62.4	Moderate
221	Paramount High School	3	85	65	No	No	No	Yes	No	No	No	Yes	4		0.0	10	10.20	75	80.41	85	89.19	1.42	8.00	-4.00	53.7	66.0	58.0	58.0	59.7	65.7	No
222	SFR	2	130	65	No	No	No	Yes	No	No	No	Yes	4		0.0	10	10.2	120.0	122.4	130.0	131.8	0.7	6.0	-2.0	51.7	67.7	61.7	61.7	53.9	60.0	Severe
223	SFR	2	135	65	No	No	No	Yes	No	No	No	Yes	4	Yes	0.0	15	15.1	120.0	120.1	135.0	135.0	0.2	3.0	-4.0	51.7	67.5	59.5	59.5	53.9	60.0	Moderate
224	SFR	2	135	65	No	No	Yes	No	No	No	No	Yes	8		48.4	15	16.2	120.0	120.0	135.0	135.0	1.2	7.0	-4.0	51.7	66.6	59.5	59.8	53.9	60.0	Moderate
225	SFR	2	220	65	No	No	No	No	No	No	No	No	8		0.0	105	105.2	115.0	115.0	220.0	220.0	0.2	3.0	0.0	51.7	61.4	61.4	61.4	53.9	60.0	Severe
226	SFR	2	125	65	No	No	Yes	No	No	No	No	No	8		56.8	10	11.7	115.0	115.0	125.0	125.0	1.7	8.0	3.0	51.7	67.2	66.8	67.2	53.9	60.0	Severe
227	SFR	2	20	65	No	No	Yes	No	Yes	No	No	Yes	8	Yes	64.0	5	7.8	15.0	15.3	20.0	20.2	2.9	9.0	-6.0	51.7	79.9	65.8	68.0	53.9	60.0	Severe
228	SFR	2	200	65	No	No	No	No	Yes	No	No	Yes	8	Yes	0.0	30	30.6	170.0	170.0	200.0	200.0	0.6	6.0	-6.0	51.7	66.8	55.8	55.8	53.9	60.0	Moderate
229	SFR	2	100	65	No	No	No	No	Yes	No	No	Yes	8	Yes	0.0	25	25.7	75.0	75.1	100.0	100.0	0.7	6.0	-6.0	51.7	69.8	58.8	58.8	53.9	60.0	Moderate
230	SFR	2	30	65	No	No	No	No	Yes	No	No	Yes	8	Yes	0.0	15	16.2	15.0	15.3	30.0	30.1	1.3	7.0	-7.0	51.7	75.0	63.0	63.0	53.9	60.0	Severe
231	SFR	2	60	65	No	No	Yes	No	No	No	No	Yes	8		60.2	45	45.4	15.0	15.3	60.0	60.1	0.6	6.0	-3.0	51.7	70.4	64.0	65.5	53.9	60.0	Severe
232	SFR	2	115	65	No	No	Yes	No	No	No	No	No	8		58.0	115	115.2		3.0	115.0	115.0	3.1	9.0	3.0	51.7	67.7	67.2	67.7	53.9	60.0	Severe
233	SFR/MFR	2	210	65	No	No	No	No	No	No	No	No	8		0.0	210	210.1		3.0	210.0	210.0	3.1	9.0	0.0	51.7	61.6	61.6	61.6	53.9	60.0	Severe
234	Mobile Homes	2	160	65	Yes	No	No	No	No	No	No	Yes	8		0.0	20	20.9	140.0	140.0	160.0	160.0	0.9	6.0	-10.5	52.0	58.3	52.3	52.3	54.1	60.1	No
235	Mobile Homes	2	60	65	No	No	No	No	No	No	No	Yes	8		0.0	10	11.7	50.0	50.1	60.0	60.1	1.7	8.0	-8.0	52.0	67.0	59.0	59.0	54.1	60.1	Moderate
236	SFR	2	100	65	No	No	No	No	No	No	No	Yes	8		0.0	10	11.7	90.0	90.0	100.0	100.0	1.7	8.0	-8.0	52.0	64.8	56.8	56.8	54.1	60.1	Moderate
237	SFR	2	160	65	No	No	No	No	No	No	No	Yes	8		0.0	10	11.7	150.0	150.0	160.0	160.0	1.7	8.0	-8.0	52.0	62.8	54.8	54.8	54.1	60.1	Moderate
238	SFR	2	95	65	Yes	No	No	No	No	No	No	Yes	8		0.0	15	16.2	80.0	80.1	95.0	95.0	1.2	7.0	-11.5	52.0	60.5	53.5	53.5	54.1	60.1	No
239	SFR	2	170	65	No	No	No	No	No	No	No	Yes	8		0.0	20	20.9	150.0	150.0	170.0	170.0	0.9	6.0	-6.0	48.1	62.5	56.5	56.5	52.8	59.2	Moderate
240	SFR	2	90	65	No	No	No	No	No	No	No	Yes	8		0.0	30	30.6	60.0	60.1	90.0	90.0	0.6	6.0	-6.0	48.1	65.3	59.3	59.3	52.8	59.2	Severe
241	SFR	2	155	65	No	No	No	No	No	No	No	Yes	8		0.0	15	16.2	140.0	140.0	155.0	155.0	1.2	7.0	-7.0	52.0	62.9	55.9	55.9	54.1	60.1	Moderate
242	SFR	2	215	65	No	No	No	No	No	No	No	Yes	8		0.0	10	11.7	205.0	205.0	215.0	215.0	1.7	8.0	-8.0	52.0	61.5	53.5	53.5	54.1	60.1	No
243	SFR	2	60	65	No	No	No	No	No	No	No	Yes	8		0.0	10	11.7	50.0	50.1	60.0	60.1	1.7	8.0	-8.0	52.0	67.0	59.0	59.0	54.1	60.1	Moderate
245	MFR	2	70	65	No	No	No	No	No	No	No	No	8		0.0	10	11.7	60.0	63.9	70.0	75.4	0.2	3.0	0.0	51.2	66.4	66.4	66.4	53.8	59.9	Severe
246	MFR	2	65	65	No	No	Yes	No	No	No	No	No	8		64.8	10	11.7	55.0	59.2	65.0	70.8	0.1	2.0	3.0	51.2	70.9	69.7	70.9	53.8	59.9	Severe
247	SFR	2	95	65	No	No	Yes	No	No	No	No	No	8		55.3	35	35.5	60.0	60.1	95.0	95.0	0.5	5.0	3.0	51.2	68.2	68.0	68.2	53.8	59.9	Severe
248	MFR	2	170	65	No	No	No	No	No	No	No	Yes	8		0.0	40	40.4	130.0	130.0	170.0	170.0	0.5	5.0	-5.0	51.2	62.5	57.5	57.5	53.8	59.9	Moderate
249	SFR	2	165	55	No	No	Yes	No	No	No	No	No	8		54.4	55	55.3	110.0	110.0	165.0	165.0	0.3	4.0	3.0	59.5	64.6	64.2	64.6	57.5	63.1	Severe
251	SFR	2	85	55	No	No	Yes	No	No	No	No	No	8		55.9	45	45.4	40.0	40.1	85.0	85.1	0.5	5.0	3.0	59.5	67.4	67.1	67.4	57.5	63.1	Severe
252	Door Christian Fellowship Church	3	150	55	No	No	Yes	No	No	No	No	No			61.0								0.00	3.00	61.5	64.0	61.0	64.0	63.6	69.2	Moderate
253	SFR	2	100	45	No	No	Yes	No	No	No	No	No	8		57.6	25	25.7	75.0	75.1	100.0	100.0	0.7	6.0	3.0	59.5	65.4	64.6	65.4	57.5	63.1	Severe
254	SFR	2	100	45	No	No	No	No	Yes	No	No	Yes	8	Yes	0.0	60	60.3	40.0	40.1	100.0	100.0	0.4	4.0	-4.0	59.5	66.6	57.6	57.6	57.5	63.1	Moderate
255	Aztec Mobile Home	2	35	35	No	No	No	No	Yes	No	No	Yes	8	Yes	0.0	10	11.7	25.0	25.2	35.0	35.1	1.7	8.0	-8.0	59.5	69.0	56.0	56.0	57.5	63.1	No
259	SFR	2	100	35	No	No	No	No	No	No	No	Yes	8		0.0	55	55.3	45.0	45.1	100.0	100.0	0.4	4.0	-4.0	59.5	59.4	55.4	55.4	57.5	63.1	No
261	SFR/MFR	2	90	20	No	No	Yes	No	No	Yes	No	No			64.8									4.0	59.5	65.8	59.0	65.8	57.5	63.1	Severe
264	MFR	2	160	20	No	No	Yes	No	No	Yes	No	No			51.5									4.0	59.5	57.7	56.5	57.7	57.5	63.1	Moderate
266	Los Angeles County Fire Museum	3	110	25	No	No	No	No	No	Yes	No	No			61.0								0.00	1.00	58	61.7	53.6	61.7	61.7	67.4	Moderate
267	MFR	2	30	45	No	No	Yes	No	No	No	No	No	8		49.8	20	20.9	10.0	24.2	30.0	41.0	4.0	10.0	3.0	56.0	69.9	69.8	69.9	55.7	61.6	Severe
268	MFR	2	50	55	No	No	No	No	No	No	No	No	8		0.0	20	20.9	30.0	30.1	50.0	50.1	0.9	7.0	0.0	56.0	66.4	66.4	66.4	55.7	61.6	Severe
270	MFR	2	140	65	No	No	No	No	No	No	No	Yes	8		0.0	20	20.9	120.0	120.0	140.0	140.0	0.9	6.0	-6.0	56.0	63.3	57.3	57.3	55.7	61.6	Moderate
271	MFR	2	130	65	No	No	No	No	No	No	No	Yes	8		0.0	60	60.3	70.0	70.1	130.0	130.0	0.3	4.0	-4.0	56.0	63.7	59.7	59.7	55.7	61.6	Moderate
272	Bristol Civic Auditorium	3	70	65	No	No	No	Yes	No	No	No	Yes	8		0.0	10	11.66	60	60.07	70	70.06	1.67	8.00	-4.00	58	66.8	58.8	58.8	61.7	67.4	No
273	Bellflower Health Center	3	120	65	No	No	No	Yes	No	No	No	Yes	4		0.0	20	20.10	100	100.40	120	120.20	0.30	4.00	0.00	58	64.5	60.5	60.5	61.7	67.4	No
274	SFR	2	125	65	No	No	No	Yes	No	No	No	Yes	4		0.0	5	5.4	120.0	120.1	125.0	125.0	0.4	5.0	-1.0	56.0	67.8	62.8	62.8	55.7	61.6	Severe
275	MFR	2	295	65	No	No	No	Yes	No	No	No	Yes	4		0.0	25	25.1	270.0	270.1	295.0	295.1	0.1	2.0	2.0	56.0	64.1	62.1	62.1	55.7	61.6	Severe
276	MFR	2	220	65	No	No	Yes	Yes	No	No	No	Yes	4		0.0	10	10.2	210.0	212.0	220.0	221.7	0.5	5.0	2.0	69.4	68.4	63.4	63.4	63.9	69.1	No
277	SFR	2	130	65	Yes	No	Yes	Yes	No	No	No	Yes	4		0.0	30	30.1	100.0	104.1	130.0	132.8	1.4	7.0	-4.5	69.4	66.2	59.2	59.2	63.9	69.1	No
278	SFR/MFR	2	60	65	No	No	Yes	Yes	No	No	No	Yes	4		0.0	10	10.2	50.0	57.8	60.0	65.8	2.2	9.0	-2.0	69.4	74.0	65.0	65.0	63.9	69.1	Moderate
279	SFR	2	245	65	No	No	Yes	Yes	No	No	No	Yes	4		0.0	5	5.4	240.0	241.7	245.0	246.5	0.6	6.0	1.0	69.4	67.9	61.9	61.9	63.9	69.1	No
281	MFR	2	235	65	No	No	Yes	Yes	No	No	No	Yes	4		0.0	85	85.0	150.0	151.2	235.0	235.6	0.6	6.0	1.0	69.4	68.1	62.1	62.1	63.9	69.1	No
282	MFR	2	205	65	No	No	Yes	Yes	No	No	No	Yes	4		0.0	15	15.1	190.0	190.9	205.0	205.7	0.4	4.0	3.0	69.4	68.7	64.7	64.7	63.9	69.1	Moderate
283	SFR	2	110	65	No	No	Yes	Yes	No	No	No	Yes	4		0.0	25	25.1	85.0	85.5	110.0	110.2	0.3	4.0	3.0	57.7	71.4	67.4	67.4	56.6	62.3	Severe
284	SFR	2	175	65	No	No	No	Yes	No	No	No	Yes	4		0.0	15	15.1	160.0	160.3	175.0	175.1	0.2	3.0	1.0	57.7	66.4	63.4	63.4	56.6	62.3	Severe
285	SFR	2	185	65	No	No	No	Yes	Yes	No	No	Yes	8	Yes	0.0	40	40.4	145.0	145.0	185.0	185.0	0.5	5.0	-1.0	57.7	71.1	61.1	61.1	56.6	62.3	Moderate
286	Bel Tooren Villa Conval	2	120	65	No	No	No	Yes	No	No	No	Yes	4		0.0	15	15.1	105.0	108.9	120.0	123.0	1.1	7.0	-3.0	69.4	68.0	61.0	61.0	63.9	69.1	No
287	SFR	2	50	65	No	No	No	Yes	No	No	No	Yes	4		0.0	20	20.1	30.0	31.3	50.0	50.5	0.9	7.0	-3.0	57.7	71.8	64.8	64.8	56.6	62.3	Severe
288	SFR	2	220	65	No	No	No	Yes	No	No	No	Yes	4		0.0	10	10.2	210.0	210.2	220.0	220.1	0.3	4.0	0.0	57.7	65.4	61.4	61.4	56.6	62.3	Moderate
289	SFR	2	200	65	No	No	No	Yes	Yes	No	No	Yes	8	Yes	0.0	10	11.7	190.0	190.0	200.0	200.0	1.7	8.0	-4.0	57.7	70.8	57.8	57.8	56.6	62.3	Moderate
290	SFR	2	45	65	No	No	No	No	Yes	No	No	Yes	8	Yes	0.0	5	7.8	40.0	40.1	45.0	45.1	2.8	9.0	-9.0	57.7	73.3	59.3	59.3	56.6	62.3	Moderate
291	SFR	2	100	65	No	No	No	No	Yes	No	No	Yes	8	Yes	0.0	20	20.9	80.0	80.1	100.0	100.0	0.9	6.0	-6.0	57.7	69.8	58.8	58.8	56.6	62.3	Moderate
292	SFR	2	160	65	Yes	No	No	No	Yes	No	No	Yes	8	Yes	0.0	60	60.3	100.0	100.0	160.0	160.0	0.3	4.0	-8.5	57.7	63.3	54.3	54.3	56.6	62.3	No
293	SFR	2	230	65	No	No	No	No	Yes	No	No	Yes	8	Yes	0.0	70	70.3	160.0	160.0	230.0	230.0	0.3	4.0	-4.0	57.7	66.2	57.2	57.2	56.6	62.3	Moderate
294	SFR	2	65	65	No	No	No	No	Yes	No	No	Yes	8	Yes	0.0	35	35.5	30.0	30.1	65.0	65.1	0.6	5.0	-5.0	57.7	71.7	61.7	61.7	56.6	62.3	Moderate
295	SFR	2	160	65	No	No	No	No	No	No	No	Yes	8		0.0	10	11.7	150.0	150.0	160.0	160.0	1.7	8.0	-8.0	57.7	62.8	54.8	54.8	56.6	62.3	No
296	SFR	2	150	65	Yes	No	No	No	Yes	No	No	Yes	8	Yes	0.0	55	55.3	95.0	95.0	150.0	150.0	0.3	4.0	-8.5	57.7	63.5	54.5	54.5	56.6	62.3	No
297	SFR	2	60	65	No	No	No	No	Yes	No	No	Yes	8	Yes	0.0	55	55.3	5.0	5.8	60.0	60.1	1.1	7.0	-7.0	57.7	72.0	60.0	60.0	56.6	62.3	Moderate
298	SFR	2	95	65	No	No	No	No	No	No	No	Yes	4		0.0	15	15.1	80.0	80.2	95.0	95.0	0.2	3.0	-3.0	57.7	65.0	62.0	62.0	56.6	62.3	Moderate
299	SFR	2	150	65	No	No	No	No	No	No	No	Yes	4		0.0	10	10.2	140.0	140.1	150.0	150.0	0.3	4.0	-4.0	57.7	63.0	59.0	59.0	56.6	62.3	Moderate
300	SFR	2	80	65	No	No	No	No	No	No	No	Yes	4		0.0	15	15.1	65.0	65.2	80.0	80.1	0.3	4.0	-4.0	57.7	65.8	61.8	61.8	56.6	62.3	Moderate
301	SFR	2	75	65	No	No	No	No	No	No	No	Yes	4		0.0	15	15.1	60.0	60.2	75.0	75.1	0.3	4.0	-4.0	57.7	66.1	62.1	62.1	56.6	62.3	Moderate
303	Rio Hondo Metal Healt	3	160	65	No	No	Yes	No	No	No	No	No			58.4								0.00	3.00	61.4	63.7	62.2	63.7	63.6	69.1	Moderate
306	SFR	2	210	65	No	No	No	Yes	No	No	No	Yes	8		0.0	10	11.7	200.0	200.0	210.0	210.0	1.7	8.0	-4.0	51.2	65.6	57.6	57.6	53.8	59.9	Moderate
307	SFR	2	50	65	No	No	No	Yes	No	No	No	Yes	8		0.0	15	16.2	35.0	35.1	50.0	50.1	1.2	7.0	-3.0	51.2	71.8	64.8	64.8	53.8	59.9	Severe
308	SFR	2	210	65	No	No	No	Yes	No	No	No	Yes	4		0.0	10	10.2	200.0	201.4	210.0	211.1	0.5	5.0	-1.0	51.2	65.6	60.6	60.6	53.8	59.9	Severe
309	SFR	2	50	65	No	No	No	Yes	No	No	No	Yes	4		0.0	20	20.1	30.0	38.4	50.0	54.6	3.9	10.0	-6.0	51.2	71.8	61.8	61.8	53.8	59.9	Severe
310	SFR	2	50	65	No	No	No	Yes	No	No	No	Yes	4		0.0	15	15.1	35.0	45.5	50.0	56.8	3.8	10.0	-6.0	51.2	71.8	61.8	61.8	53.8	59.9	Severe
311	SFR	2	140	65	No	No	No	Yes	No	No	No	Yes	4		0.0	15	15.1	125.0	128.3	140.0	142.6	0.9	6.0	-2.0	51.2	67.3	61.3	61.3	53.8	59.9	Severe
312	SFR	2	50	65	No	No	No	Yes	No	No	No	Yes	4		0.0	10	10.2	40.0	49.4	50.0	56.8	2.8	9.0	-5.0	51.2	71.8	62.8	62.8	53.8	59.9	Severe
313	SFR	2	175	65	No	No	No	Yes	No	No	No	Yes	4		0.0	10	10.2	165.0	167.5	175.0	177.1	0.7	6.0	-2.0	51.2	66.4	60.4	60.4	53.8	59.9	Severe
314	SFR	2	70	65	No	No	No	Yes	No	No	No	Yes	4		0.0	35	35.1	35.0	45.5	70.0	75.0	5.5	11.0	-7.0	51.2	70.4	59.4	59.4	53.8	59.9	Moderate
315	SFR	2	40	65	No	No	No	Yes	No	No	No	Yes	4		0.0	10	10.2	30.0	41.7	40.0	48.3	3.7	10.0	-11.0	51.2	72.8	57.8	57.8	53.8	59.9	Moderate
316	SFR	2	130	65	Yes	No	No	Yes	No	No	No	Yes	4		0.0	20	20.1	110.0	113.8	130.0	132.8	1.1	7.0	-12.5	51.2	63.2	51.2	51.2	53.8	59.9	No
317	SFR	2	220	65	No	No	No	Yes	No	No	No	Yes	4		0.0	20	20.1	200.0	202.1	220.0	221.7	0.5	5.0	-6.0	51.2	65.4	55.4	55.4	53.8	59.9	Moderate
318	SFR	2	110	65	No	No	No	Yes	No	No	No	Yes	4		0.0	25	25.1	85.0	87.1	110.0	111.3	0.9	6.0	-7.0	51.2	68.4	57.4	57.4	53.8	59.9	Moderate
319	SFR	2	50	65	No	No	No	Yes	No	No	No	Yes	4		0.0	15	15.1	35.0	39.8	50.0	52.8	2.1	8.0	-9.0	51.2	71.8	58.8	58.8	53.8	59.9	Moderate
320	SFR	2	110	65	Yes	No	No	Yes	No	No	No	Yes	4		0.0	10	10.2	100.0	101.8	110.0	111.3	0.7	6.0	-11.5	51.2	63.9	52.9	52.9	53.8	59.9	No
321	SFR	2	210	65	No	No	No	Yes	No	No	No	Yes	4		0.0	10	10.2	200.0	200.2	210.0	210.1	0.3	4.0	0.0	48.0	65.6	61.6	61.6	52.7	59.2	Severe
322	SFR	2	40	65	No	No	Yes	Yes	No	No	No	Yes	4		51.5	5	5.4	35.0	36.1	40.0	40.6	0.9	6.0	1.0	48.0	75.8	69.8	69.8	52.7	59.2	Severe
323	SFR	2	45	65	No	No	No	Yes	No	No	No	Yes	4		0.0	10	10.2	35.0	39.8	45.0	48.1	1.9	8.0	-4.0	48.0	72.3	64.3	64.3	52.7	59.2	Severe
324	SFR	2	200	65	No	No	No	Yes	No	No	No	Yes	4		0.0	10	10.2	190.0	190.9	200.0	200.7	0.4	5.0	-1.0	48.0	65.8	60.8	60.8	52.7	59.2	Severe
325	SFR	2	140	65	No	No	No	Yes	No	No	No	Yes	4		0.0	60	60.0	80.0	80.5	140.0	140.2	0.4	4.0	0.0	48.0	67.3	63.3	63.3	52.7	59.2	Severe
326	SFR	2	50	65	No	No	Yes	Yes	No	No	No	Yes	4		56.5	10	10.2	40.0	40.4	50.0	50.2	0.5	5.0	2.0	48.0	74.9	69.8	70.0	52.7	59.2	Severe
327	MFR	2	210	65	No	No	Yes	No	No	No	No	No	8		46.7	50	50.4	160.0	160.0	210.0	210.0	0.4	4.0	3.0	48.0	64.6	64.6	64.6	52.7	59.2	Severe
328	SFR, MFR	2	45	45	No	No	Yes	No	Yes	No	No	Yes	8	Yes	63.1	15	16.2	30.0	30.1	45.0	45.1	1.2	7.0	-4.0	48.0	73.5	61.1	65.2	52.7	59.2	Severe
329	SFR	2	190	55	No	No	No	No	No	No	No	Yes	8		0.0	30	30.6	160.0	160.0	190.0	190.0	0.6	6.0	-6.0	48.0	60.6	54.6	54.6	52.7	59.2	Moderate
330	SFR	2	180	45	Yes	No	No	No	Yes	No	No	Yes	8	Yes	0.0	25	25.7	155.0	155.0	180.0	180.0	0.7	6.0	-10.5	48.0	59.6	48.6	48.6	52.7	59.2	No
331	MFR, SFR	2	35	35	No	No	Yes	No	Yes	No	No	Yes	8	Yes	0.0	20	20.9	15.0	15.3	35.0	35.1	1.0	7.0	-4.0	48.0	72.0	60.0	60.0	52.7	59.2	Severe

Mitigated LRT Noise Alternative 1

Cluster Number	Receptor Description	FTA Receptor Category	Near Track Distance (feet)	Speed (mph)	Intervening First Row (-4.5 dBA)	Intervening Second Row (-1.5 dBA)	Embedde Track (+3 dBA)	Aerial (+4 dBA)	Crossover (+5 dBA)	Quacker (+1 dBA)	Wheal Squeal (+10 dBA)	Soundwall (Variable dBA)	Soundwall Height	Moveable Point Frog	Audible Warning Noise	Source horizontal distance to barrier (ft)	Source Distance to Top of Barrier (ft)	Reciever Horizontal Distance from barrier (ft)	Reciever Distance from top of Barrier (ft)	Sloped Horizontal Distance from Source to Reciever (ft)	Sloped Distance from Source to Reciever (ft)	Path Difference (ft)	Soundwall Adjustment (db)	Total Adjustment (dBA)	Existing Noise Exposure Cat 1 or 2 (Ldn), Cat 3 (Leq)	Unmitigated Noise Level Cat 1 or 2 (Ldn), Cat 3 (Leq)	LRT Project Noise Exposure Cat 1 or 2 (Ldn), Cat 3 (Leq)	Combined Noise Exposure Cat 1 or 2 (Ldn), Cat 3 (Leq)	Noise Impact Criteria		Impact?
																													Moderate	Severe	
332	Artesia Historical Musu	3	45	35	No	No	No	No	Yes	No	No	Yes	8	Yes	0.0	25	25.71	20	20.22	45	45.10	0.83	6.00	-6.00	50	64.4	53.4	53.4	58.4	64.6	No
333	SFR	2	175	55	Yes	No	Yes	No	No	No	No	No	8		0.0	45	45.4	130.0	130.0	175.0	175.0	0.4	5.0	3.5	48.0	59.4	64.4	59.4	52.7	59.2	Severe
334	SFR	2	40	45	No	No	Yes	No	Yes	No	No	Yes	8	Yes	64.8	10	11.7	30.0	30.1	40.0	40.1	1.7	8.0	-5.0	48.0	74.1	60.6	66.2	52.7	59.2	Severe
335	SFR, MFR	2	200	45	No	No	No	No	No	No	No	No	8		0.0	40	40.4	160.0	160.0	200.0	200.0	0.5	5.0	0.0	48.0	58.6	58.6	58.6	52.7	59.2	Moderate
336	SFR	2	180	35	No	No	No	No	Yes	No	No	Yes	8	Yes	0.0	10	11.7	170.0	170.0	180.0	180.0	1.7	8.0	-8.0	48.0	61.9	48.9	48.9	52.7	59.2	No
337	Wan Yuen Temple	3	55	35	No	No	Yes	No	Yes	No	No	Yes	8	Yes	0.0	15	16.16	40	40.11	55	55.08	1.19	7.00	-4.00	50	66.5	54.5	54.5	58.4	64.6	No
338	SFR, MFR	2	160	35	No	No	No	No	Yes	Yes	No	Yes	8	Yes	0.0	10	11.7	150.0	150.0	160.0	160.0	1.7	8.0	-7.0	48.0	63.4	50.4	50.4	52.7	59.2	No
339	SFR, MFR	2	90	35	No	No	Yes	No	Yes	Yes	No	Yes	8	Yes	0.0	30	30.6	60.0	60.1	90.0	90.0	0.6	6.0	-2.0	48.0	68.9	57.9	57.9	52.7	59.2	Moderate
340	SFR	2	200	20	No	No	No	No	Yes	Yes	No	No		Yes												57.6	52.6	52.6	52.7	59.2	No
341	SFR	2	110	20	No	No	Yes	No	Yes	Yes	No	No	8	Yes	0.0	60	60.3	50.0	50.1	110.0	110.0	0.3	4.0	4.0	48.0	63.2	58.1	58.2	52.7	59.2	Moderate
342	SFR	2	80	20	No	No	Yes	No	Yes	Yes	No	No	8	Yes	0.0	20	20.9	60.0	60.1	80.0	80.1	0.9	6.0	4.0	48.0	64.5	59.5	59.5	52.7	59.2	Severe
343	SFR	2	200	20	No	No	No	No	Yes	Yes	No	No		Yes												57.6	52.6	52.6	52.7	59.2	No
344	SFR	2	40	15	No	No	Yes	No	Yes	No	No	Yes	8	Yes	0.0	35	35.5	5.0	5.8	40.0	40.1	1.2	7.0	-4.0	52.0	64.0	52.0	52.0	54.1	60.1	No
346	SFR	2	40	15	No	No	No	No	Yes	No	No	Yes	8	Yes	0.0	35	35.5	5.0	5.8	40.0	40.1	1.2	7.0	-7.0	52.0	61.0	49.0	49.0	54.1	60.1	No
347	SFR	2	45	15	No	No	No	No	No	No	No	Yes	8		0.0	40	40.4	5.0	5.8	45.0	45.1	1.2	7.0	-7.0	52.0	55.5	48.5	48.5	54.1	60.1	No

LRT Noise Alternative 2

Cluster Number	Receptor Description	FTA Receptor Category	Near Track Distance (feet)	Speed (mph)	Intervening First Row (-4.5 dBA)	Intervening Second Row (-1.5 dBA)	Embedded Track (+3 dBA)	Aerial (+4 dBA)	Crossover (+5 dBA)	Quacker (+1 dBA)	Wheel Squeal (+10 dBA)	Total Adjustment (dBA)	Existing Noise Exposure Cat 1 or 2 (Ldn), Cat 3 (Leq)	Audible Warning Noise	Project Noise Exposure Cat 1 or 2 (Ldn), Cat 3 (Leq)	Combined Noise Exposure Cat 1 or 2 (Ldn), Cat 3 (Leq)	Noise Impact Criteria		Impact?
																	Moderate	Severe	
1	Kairos Music Group	1	350	40	No	No	No	Yes	No	No	No	4	66.8	0.0	59.6	59.6	62.0	67.3	No
2	SFR/MFR	2	80	55	No	No	No	Yes	No	No	No	4	56.3	0.0	68.7	68.7	55.9	61.7	Severe
3	SFR/MFR	2	210	55	No	No	No	Yes	No	No	No	4	56.3	0.0	64.6	64.6	55.9	61.7	Severe
4	SFR/MFR	2	45	55	No	No	No	Yes	No	No	No	4	56.3	0.0	71.2	71.2	55.9	61.7	Severe
5	SFR/MFR	2	240	55	No	No	No	Yes	No	No	No	4	56.3	0.0	64.0	64.0	55.9	61.7	Severe
6	SFR/MFR	2	80	55	No	No	No	Yes	No	No	No	4	56.3	0.0	68.7	68.7	55.9	61.7	Severe
7	SFR/MFR	2	240	55	No	No	No	Yes	No	No	No	4	56.3	0.0	64.0	64.0	55.9	61.7	Severe
8	Ánimo Ralph Bunche Charter High School	3	120	55	No	No	No	Yes	No	No	No	4	68.8	0.0	64.8	64.8	68.5	73.7	No
9	Ánimo Jefferson Charter Middle School	3	310	55	No	No	No	Yes	No	No	No	4	68.8	0.0	60.6	60.6	68.5	73.7	No
10	SFR/MFR	2	260	55	No	No	No	Yes	No	No	No	4	66.8	0.0	63.6	63.6	62.0	67.3	Moderate
11	SFR/MFR	2	185	55	No	No	No	Yes	No	No	No	4	66.8	0.0	65.1	65.1	62.0	67.3	Moderate
12	SFR/MFR	2	110	55	No	No	No	Yes	No	No	No	4	66.8	0.0	67.4	67.4	62.0	67.3	Severe
13	SFR/MFR	2	230	55	No	No	No	Yes	Yes	No	No	9	66.8	0.0	69.2	69.2	62.0	67.3	Severe
14	SFR/MFR	2	110	55	No	No	No	Yes	Yes	No	No	9	66.8	0.0	72.4	72.4	62.0	67.3	Severe
15	SFR/MFR	2	140	55	No	No	No	Yes	Yes	No	No	9	66.8	0.0	71.3	71.3	62.0	67.3	Severe
16	SFR/MFR	2	240	55	No	No	No	Yes	Yes	No	No	9	66.8	0.0	69.0	69.0	62.0	67.3	Severe
17	SFR/MFR	2	15	55	No	No	No	Yes	Yes	No	No	9	66.8	0.0	81.0	81.0	62.0	67.3	Severe
18	SFR/MFR	2	140	55	No	No	No	Yes	No	No	No	4	66.8	0.0	66.3	66.3	62.0	67.3	Moderate
19	SFR/MFR	2	15	55	No	No	No	Yes	No	No	No	4	66.8	0.0	76.0	76.0	62.0	67.3	Severe
20	SFR/MFR	2	110	55	No	No	No	Yes	Yes	No	No	9	66.8	0.0	72.4	72.4	62.0	67.3	Severe
21	SFR/MFR	2	320	55	No	No	No	Yes	No	No	No	4	66.8	0.0	62.7	62.7	62.0	67.3	Moderate
22	SFR/MFR	2	320	55	No	No	No	Yes	No	No	No	4	66.8	0.0	62.7	62.7	62.0	67.3	Moderate
23	SFR/MFR	2	110	55	No	No	No	Yes	No	No	No	4	66.8	0.0	67.4	67.4	62.0	67.3	Severe
24	SFR	2	30	55	No	No	No	Yes	No	No	No	4	66.8	0.0	73.0	73.0	62.0	67.3	Severe
25	SFR/MFR	2	80	55	No	No	No	Yes	No	No	No	4	66.8	0.0	68.7	68.7	62.0	67.3	Severe
26	Greater Olivet Baptist Church	3	350	55	No	No	No	Yes	No	No	No	4	68.8	0.0	60.1	60.1	68.5	73.7	No
27	SFR/MFR	2	300	55	No	No	No	Yes	No	No	No	4	66.8	0.0	63.0	63.0	62.0	67.3	Moderate
28	Iglesia Jesus Cristo Libertador	3	330	55	No	No	No	Yes	No	No	No	4	68.8	0.0	60.4	60.4	68.5	73.7	No
29	SFR/MFR	2	110	55	No	No	No	Yes	No	No	No	4	66.8	0.0	67.4	67.4	62.0	67.3	Severe
30	SFR/MFR	2	230	55	No	No	No	Yes	No	No	No	4	66.8	0.0	64.2	64.2	62.0	67.3	Moderate
31	SFR/MFR	2	220	50	No	No	No	Yes	No	No	No	4	70.5	0.0	63.5	63.5	64.7	69.8	No
32	SFR/MFR	2	90	50	No	No	No	Yes	No	No	No	4	70.5	0.0	67.4	67.4	64.7	69.8	Moderate
33	MFR	2	200	55	No	No	No	Yes	No	No	No	4	70.5	0.0	64.8	64.8	64.7	69.8	Moderate
34	MFR	2	60	55	No	No	No	Yes	No	No	No	4	70.5	0.0	70.0	70.0	64.7	69.8	Severe
35	SFR/MFR	2	80	55	No	No	No	Yes	No	No	No	4	70.5	0.0	68.7	68.7	64.7	69.8	Moderate
36	SFR/MFR	2	210	35	No	No	No	Yes	No	No	No	4	70.5	0.0	60.6	60.6	64.7	69.8	No
37	MFR	2	90	45	No	No	No	Yes	No	No	No	4	70.5	0.0	66.5	66.5	64.7	69.8	Moderate
38	MFR	2	100	45	No	No	No	Yes	No	No	No	4	70.5	0.0	66.0	66.0	64.7	69.8	Moderate
39	MFR	2	200	45	No	No	No	Yes	No	No	No	4	70.5	0.0	63.0	63.0	64.7	69.8	No
40	SFR	2	215	45	No	No	No	Yes	Yes	No	No	9	70.5	0.0	67.7	67.7	64.7	69.8	Moderate
41	Greater Holy Saint John Baptist Church	3	240	45	No	No	No	Yes	No	No	No	4	72.5	0.0	60.0	60.0	70.0	76.3	No
42	SFR/MFR	2	100	45	No	No	No	Yes	Yes	No	No	9	70.5	0.0	71.0	71.0	64.7	69.8	Severe
43	SFR	2	40	45	No	No	No	Yes	Yes	Yes	No	10	70.5	0.0	76.0	76.0	64.7	69.8	Severe
44	SFR	2	155	45	No	No	No	Yes	Yes	Yes	No	10	70.5	0.0	70.1	70.1	64.7	69.8	Severe
45	SFR	2	100	25	No	No	No	Yes	Yes	Yes	No	10	70.5	0.0	66.9	66.9	64.7	69.8	Moderate
46	SFR	2	155	20	No	No	No	Yes	No	Yes	No	5	70.5	0.0	58.1	58.1	64.7	69.8	No
47	SFR	2	40	20	No	No	No	Yes	No	Yes	No	5	70.5	0.0	64.0	64.0	64.7	69.8	No
48	SFR	2	220	20	No	No	No	Yes	No	Yes	No	5	70.5	0.0	56.6	56.6	64.7	69.8	No
49	SFR	2	160	20	No	No	No	Yes	No	Yes	No	5	70.5	0.0	58.0	58.0	64.7	69.8	No
50	SFR/MFR	2	90	20	No	No	No	Yes	Yes	No	Yes	19	65.4	0.0	74.4	74.4	61.1	66.4	Severe
51	Lillian Street Elementary	3	100	35	No	No	No	Yes	No	No	No	4	67.4	0.0	61.6	61.6	67.5	72.7	No
52	SFR/MFR	2	230	35	Yes	No	Yes	No	No	No	No	-1.5	68.0	51.5	54.3	56.2	62.9	68.1	No
53	SFR/MFR	2	130	35	No	No	No	No	No	No	No	0	68.0	0.0	58.3	58.3	62.9	68.1	No
54	SFR	2	70	35	No	No	Yes	No	No	No	No	3	68.0	53.7	64.0	64.4	62.9	68.1	Moderate
55	SFR	2	140	35	Yes	No	Yes	No	No	No	No	-1.5	68.0	51.4	56.5	57.6	62.9	68.1	No
56	SFR	2	60	35	No	No	Yes	No	No	No	No	3	68.0	63.2	64.6	67.0	62.9	68.1	Moderate
57	SFR/MFR	2	215	35	No	No	No	No	No	No	No	0	68.0	52.8	56.1	57.8	62.9	68.1	No
58	SFR/MFR	2	70	35	No	No	Yes	No	No	No	No	3	68.0	53.7	64.0	64.4	62.9	68.1	Moderate
59	SFR/MFR	2	230	35	No	No	No	No	No	No	No	0	68.0	0.0	55.8	55.8	62.9	68.1	No
60	SFR/MFR	2	50	35	No	No	Yes	No	No	No	No	3	68.0	65.7	65.4	68.6	62.9	68.1	Severe
61	SFR	2	70	35	No	No	Yes	No	No	No	No	3	68.0	58.0	64.0	64.9	62.9	68.1	Moderate
62	Templo Asamblea De Oracion	3	80	35	No	No	Yes	No	No	No	No	3	64.2	65.1	59.9	66.2	65.3	70.7	Moderate
63	SFR/MFR	2	235	35	No	No	No	No	No	No	No	0	68.0	51.9	55.7	57.2	62.9	68.1	No
64	SFR/MFR	2	210	25	No	No	Yes	No	No	Yes	No	4	68.0	52.8	57.3	58.6	62.9	68.1	No
65	SFR/MFR	2	70	25	No	No	No	No	No	Yes	No	1	68.0	64.8	59.1	65.8	62.9	68.1	Moderate
66	SFR/MFR	2	70	20	No	No	Yes	No	No	Yes	No	4	68.0	56.5	60.1	61.7	62.9	68.1	No
67	UEI College	3	40	35	No	No	No	No	No	Yes	No	1	64.2	53.0	60.9	61.5	65.3	70.7	No
68	Huntington Park Iglesia Pentecostes	3	220	25	No	No	No	No	No	Yes	No	1	63.8	0.0	50.6	50.6	65.1	70.5	No
69	SFR/MFR	2	225	20	No	No	Yes	No	No	Yes	No	4	61.8	52.3	55.0	56.9	58.8	64.3	No
70	SFR/MFR	2	210	20	No	No	Yes	No	No	Yes	No	4	61.8	50.8	55.3	56.7	58.8	64.3	No
71	MFR	2	55	20	No	No	Yes	No	No	Yes	No	4	61.8	65.7	61.2	67.0	58.8	64.3	Severe
72	SFR/MFR	2	215	25	No	No	No	No	No	Yes	No	1	61.8	0.0	54.2	54.2	58.8	64.3	No
73	SFR/MFR	2	65	35	No	No	No	No	Yes	No	No	5	61.8	63.2	66.3	68.0	58.8	64.3	Severe
74	SFR/MFR	2	130	35	No	No	No	No	Yes	No	No	5	61.8	0.0	63.3	63.3	58.8	64.3	Moderate

LRT Noise Alternative 2

Cluster Number	Receptor Description	FTA Receptor Category	Near Track Distance (feet)	Speed (mph)	Intervening First Row (-4.5 dBA)	Intervening Second Row (-1.5 dBA)	Embedded Track (+3 dBA)	Aerial (+4 dBA)	Crossover (+5 dBA)	Quacker (+1 dBA)	Wheel Squeal (+10 dBA)	Total Adjustment (dBA)	Existing Noise Exposure Cat 1 or 2 (Ldn), Cat 3 (Leq)	Audible Warning Noise	Project Noise Exposure Cat 1 or 2 (Ldn), Cat 3 (Leq)	Combined Noise Exposure Cat 1 or 2 (Ldn), Cat 3 (Leq)	Noise Impact Criteria		Impact?
																	Moderate	Severe	
75	MFR	2	100	35	Yes	No	No	No	Yes	No	No	0.5	61.8	0.0	59.9	59.9	58.8	64.3	Moderate
76	SFR/MFR	2	55	35	No	No	No	No	Yes	No	No	5	61.8	0.0	67.0	67.0	58.8	64.3	Severe
77	SFR/MFR	2	140	35	No	No	No	No	Yes	No	No	5	61.8	0.0	63.0	63.0	58.8	64.3	Moderate
78	SFR/MFR	2	110	35	Yes	No	Yes	No	Yes	No	No	3.5	61.8	54.3	62.5	63.1	58.8	64.3	Moderate
79	SFR/MFR	2	55	35	No	No	Yes	No	Yes	No	No	8	61.8	64.8	70.0	71.2	58.8	64.3	Severe
80	SFR/MFR	2	65	35	No	No	Yes	No	Yes	No	No	8	61.8	64.8	69.3	70.6	58.8	64.3	Severe
81	SFR	2	220	35	No	No	No	No	Yes	No	No	5	61.8	0.0	61.0	61.0	58.8	64.3	Moderate
82	SFR/MFR	2	230	35	No	No	Yes	No	No	No	No	3	61.8	51.9	58.8	59.6	58.8	64.3	Moderate
83	Huntington Park High School	3	50	35	No	No	Yes	No	No	No	No	3	63.8	63.5	61.9	65.8	65.1	70.5	Moderate
84	SFR/MFR	2	120	35	Yes	No	No	No	No	No	No	-4.5	61.8	0.0	54.1	54.1	58.8	64.3	No
85	SFR/MFR	2	50	35	No	No	No	No	No	No	No	0	61.8	0.0	62.4	62.4	58.8	64.3	Moderate
86	SFR/MFR	2	65	35	No	No	Yes	No	No	No	No	3	61.8	64.8	64.3	67.6	58.8	64.3	Severe
87	SFR	2	235	35	No	No	No	No	No	No	No	0	61.8	0.0	55.7	55.7	58.8	64.3	No
88	SFR/MFR	2	70	35	No	No	Yes	No	No	No	No	3	61.8	61.9	64.0	66.1	58.8	64.3	Severe
89	SFR/MFR	2	45	35	No	No	No	No	No	No	No	0	63.1	0.0	62.9	62.9	59.6	65.1	Moderate
90	SFR	2	130	35	Yes	No	No	No	No	No	No	-4.5	63.1	0.0	53.8	53.8	59.6	65.1	No
91	SFR	2	150	35	Yes	No	No	No	No	No	No	-4.5	63.1	0.0	53.2	53.2	59.6	65.1	No
92	SFR/MFR	2	130	35	No	No	Yes	No	No	No	No	3	63.1	49.7	61.3	61.6	59.6	65.1	Moderate
93	SFR	2	50	35	No	No	Yes	No	No	No	No	3	63.1	61.9	65.4	67.0	59.6	65.1	Severe
94	SFR/MFR	2	75	35	No	No	Yes	No	No	No	No	3	63.1	55.3	63.7	64.3	59.6	65.1	Moderate
95	SFR/MFR	2	225	35	No	No	No	No	No	No	No	0	63.1	48.2	55.9	56.6	59.6	65.1	No
96	SFR	2	90	35	No	No	No	No	No	No	No	0	63.1	58.8	59.9	62.4	59.6	65.1	Moderate
97	SFR/MFR	2	275	35	No	No	No	No	No	No	No	0	63.1	0.0	55.0	55.0	59.6	65.1	No
98	SFR/MFR	2	100	35	No	No	Yes	No	No	No	No	3	63.1	54.7	62.4	63.1	59.6	65.1	Moderate
99	SFR/MFR	2	220	35	No	No	Yes	No	No	No	No	3	63.1	56.5	59.0	60.9	59.6	65.1	Moderate
100	San Antonio Elementary	3	145	55	No	No	Yes	No	No	No	No	3	65.1	58.5	61.2	63.1	65.9	71.3	No
101	SFR	2	250	55	No	No	No	No	No	No	No	0	63.1	0.0	59.4	59.4	59.6	65.1	No
102	SFR	2	120	55	No	No	No	No	No	No	No	0	63.1	0.0	62.6	62.6	59.6	65.1	Moderate
103	SFR	2	260	55	No	No	No	No	No	No	No	0	63.1	0.0	59.2	59.2	59.6	65.1	No
104	SFR	2	140	55	No	No	No	No	No	No	No	0	63.1	0.0	61.9	61.9	59.6	65.1	Moderate
105	SFR/MFR	2	135	55	No	No	No	Yes	No	No	Yes	14	63.1	0.0	76.0	76.0	59.6	65.1	Severe
106	Elk's Lodge Community Center	3	290	55	No	No	Yes	No	No	No	No	3	68.8	54.3	58.2	59.7	68.5	73.7	No
107	SFR	2	130	55	No	No	Yes	No	No	No	No	3	66.8	58.8	65.2	66.1	62.0	67.3	Moderate
108	SFR	2	20	55	No	No	Yes	No	Yes	No	No	8	66.8	53.7	78.3	78.4	62.0	67.3	Severe
109	SFR	2	145	55	Yes	No	No	No	Yes	No	No	0.5	66.8	0.0	62.2	62.2	62.0	67.3	Moderate
110	SFR	2	220	55	No	No	No	No	Yes	No	No	5	66.8	0.0	64.9	64.9	62.0	67.3	Moderate
111	SFR	2	120	55	No	No	No	No	Yes	No	No	5	66.8	0.0	67.6	67.6	62.0	67.3	Severe
112	SFR/MFR	2	65	55	No	No	Yes	No	No	No	No	3	66.8	48.4	68.2	68.3	62.0	67.3	Severe
113	SFR/MFR	2	35	55	No	No	Yes	No	Yes	No	No	8	66.8	70.8	75.9	77.1	62.0	67.3	Severe
114	SFR	2	110	50	No	No	Yes	No	No	No	No	3	66.8	58.8	65.1	66.0	62.0	67.3	Moderate
115	SFR/MFR	2	270	50	No	No	Yes	No	No	No	No	3	66.8	51.5	61.2	61.7	62.0	67.3	No
116	SFR/MFR	2	25	50	No	No	Yes	No	No	No	No	3	64.0	70.8	71.6	74.2	60.2	65.6	Severe
117	SFR/MFR	2	125	50	Yes	No	No	No	No	No	No	-4.5	64.0	0.0	57.1	57.1	60.2	65.6	No
118	SFR	2	25	45	No	No	No	No	No	No	No	0	64.0	0.0	67.6	67.6	60.2	65.6	Severe
119	SFR	2	35	40	No	No	Yes	No	No	Yes	No	4	64.0	56.5	69.2	69.4	60.2	65.6	Severe
120	SFR	2	240	35	No	No	Yes	No	No	Yes	No	4	64.0	51.9	59.6	60.3	60.2	65.6	Moderate
121	MFR	2	280	35	No	No	Yes	No	No	Yes	No	4	64.0	49.8	59.0	59.5	60.2	65.6	No
122	SFR	2	315	20	No	No	Yes	No	No	Yes	No	4	63.1	49.7	53.6	55.1	59.6	65.1	No
123	SFR	2	100	20	No	No	No	No	No	Yes	No	1	63.1	0.0	55.6	55.6	59.6	65.1	No
124	SFR	2	145	20	Yes	No	No	No	No	Yes	No	-3.5	63.1	0.0	49.5	49.5	59.6	65.1	No
125	SFR	2	210	25	No	No	No	No	No	Yes	No	1	63.1	0.0	54.3	54.3	59.6	65.1	No
126	SFR	2	100	25	No	No	No	No	No	Yes	No	1	63.1	0.0	57.5	57.5	59.6	65.1	No
127	SFR	2	130	25	Yes	No	No	No	No	Yes	No	-3.5	63.1	0.0	51.9	51.9	59.6	65.1	No
128	SFR/MFR	2	270	20	No	No	No	No	No	Yes	No	1	63.1	0.0	51.3	51.3	59.6	65.1	No
129	SFR/MFR	2	100	20	Yes	No	No	No	No	Yes	No	-3.5	63.1	0.0	51.1	51.1	59.6	65.1	No
130	SFR	2	55	20	No	No	No	No	No	Yes	No	1	63.1	0.0	58.2	58.2	59.6	65.1	No
131	SFR	2	180	25	No	No	No	No	No	Yes	No	1	63.1	0.0	54.9	54.9	59.6	65.1	No
132	SFR	2	245	55	No	No	No	No	No	No	No	0	63.1	0.0	59.5	59.5	59.6	65.1	No
133	SFR	2	110	55	No	No	No	No	No	No	No	0	63.1	0.0	62.9	62.9	59.6	65.1	Moderate
134	SFR	2	175	55	Yes	No	No	No	No	No	No	-4.5	63.1	0.0	56.4	56.4	59.6	65.1	No
135	SFR	2	200	55	No	No	No	No	No	No	No	0	63.1	0.0	60.3	60.3	59.6	65.1	Moderate
136	SFR/MFR	2	110	55	Yes	No	No	No	No	No	No	-4.5	63.1	0.0	58.4	58.4	59.6	65.1	No
137	SFR	2	60	55	No	No	No	No	No	No	No	0	63.1	0.0	65.6	65.6	59.6	65.1	Severe
138	SFR	2	260	55	No	No	No	No	No	No	No	0	63.1	0.0	59.2	59.2	59.6	65.1	No
139	SFR	2	250	55	No	No	No	No	No	No	No	0	63.1	0.0	59.4	59.4	59.6	65.1	No
140	MFR	2	115	55	No	No	No	No	No	No	No	0	63.1	0.0	62.7	62.7	59.6	65.1	Moderate
141	SFR	2	85	55	No	No	No	No	No	No	No	0	63.1	0.0	64.1	64.1	59.6	65.1	Moderate
142	SFR	2	160	55	Yes	No	No	No	No	No	No	-4.5	63.1	0.0	56.8	56.8	59.6	65.1	No
143	SFR	2	260	55	No	No	No	No	No	No	No	0	63.1	0.0	59.2	59.2	59.6	65.1	No
144	SFR	2	70	55	No	No	No	No	No	No	No	0	63.1	0.0	64.9	64.9	59.6	65.1	Moderate
145	SFR	2	240	55	No	No	No	No	No	No	No	0	63.1	0.0	59.5	59.5	59.6	65.1	No
146	SFR	2	100	55	No	No	No	No	No	No	No	0	63.1	0.0	63.4	63.4	59.6	65.1	Moderate
147	SFR	2	130	55	Yes	No	No	No	No	No	No	-4.5	63.1	0.0	57.7	57.7	59.6	65.1	No
148	SFR	2	240	55	No	No	No	No	No	No	No	0	63.1	0.0	59.5	59.5	59.6	65.1	No
149	SFR	2	100	55	No	No	No	No	No	No	No	0	63.1	0.0	63.4	63.4	59.6	65.1	Moderate
150	SFR	2	150	55	Yes	No	No	No	No	No	No	-4.5	63.1	0.0	57.1	57.1	59.6	65.1	No
151	SFR	2	240	55	No	No	No	No	No	No	No	0	63.1	0.0	59.5	59.5	59.6	65.1	No
152	SFR	2	120	55	Yes	No	No	No	No	No	No	-4.5	63.1	0.0	58.1	58.1	59.6	65.1	No
153	SFR	2	65	55	No	No	No	No	No	No	No	0	63.1	0.0	65.2	65.2	59.6	65.1	Severe
154	SFR	2	140	55	Yes	No	No	No	No	No	No	-4.5	63.1	0.0	57.4	57.4	59.6	65.1	No

LRT Noise Alternative 2

Cluster Number	Receptor Description	FTA Receptor Category	Near Track Distance (feet)	Speed (mph)	Intervening First Row (-4.5 dBA)	Intervening Second Row (-1.5 dBA)	Embedded Track (+3 dBA)	Aerial (+4 dBA)	Crossover (+5 dBA)	Quacker (+1 dBA)	Wheel Squeal (+10 dBA)	Total Adjustment (dBA)	Existing Noise Exposure Cat 1 or 2 (Ldn), Cat 3 (Leq)	Audible Warning Noise	Project Noise Exposure Cat 1 or 2 (Ldn), Cat 3 (Leq)	Combined Noise Exposure Cat 1 or 2 (Ldn), Cat 3 (Leq)	Noise Impact Criteria		Impact?
																	Moderate	Severe	
155	SFR	2	200	55	No	No	No	No	No	No	No	0	63.1	0.0	60.3	60.3	59.6	65.1	Moderate
156	SFR	2	90	55	No	No	No	No	No	No	No	0	63.1	0.0	63.8	63.8	59.6	65.1	Moderate
157	SFR	2	140	55	Yes	No	No	Yes	No	No	No	-0.5	61.1	0.0	61.4	61.4	58.4	64.0	Moderate
158	SFR	2	90	55	No	No	No	Yes	No	No	No	4	61.1	0.0	67.8	67.8	58.4	64.0	Severe
159	SFR	2	205	55	No	No	No	Yes	No	No	No	4	61.1	0.0	64.2	64.2	58.4	64.0	Severe
160	SFR	2	140	55	No	No	Yes	No	No	No	No	3	61.1	56.5	64.9	65.5	58.4	64.0	Severe
161	SFR	2	110	55	No	No	Yes	No	No	No	No	3	61.1	63.2	65.9	67.8	58.4	64.0	Severe
162	SFR	2	170	55	No	No	Yes	No	Yes	No	No	8	61.1	49.2	69.0	69.1	58.4	64.0	Severe
163	SFR/MFR	2	95	55	No	No	Yes	No	Yes	No	No	8	61.1	49.8	71.6	71.6	58.4	64.0	Severe
164	SFR/MFR	2	180	55	No	No	No	No	Yes	No	No	5	61.1	0.0	65.8	65.8	58.4	64.0	Severe
165	MFR	2	185	55	No	No	Yes	No	No	No	No	3	61.1	52.8	63.7	64.0	58.4	64.0	Severe
166	MFR	2	60	55	No	No	Yes	No	No	No	No	3	61.1	49.8	68.6	68.6	58.4	64.0	Severe
167	SFR	2	140	55	Yes	No	No	No	No	No	No	-4.5	61.1	0.0	57.4	57.4	58.4	64.0	No
168	Mobile Homes	2	70	55	No	No	No	No	No	No	No	0	61.1	0.0	64.9	64.9	58.4	64.0	Severe
169	Motel	2	220	50	No	No	No	Yes	No	No	No	4	68.0	0.0	63.1	63.1	62.9	68.1	Moderate
170	SFR	2	305	55	No	No	Yes	No	No	No	No	3	58.7	50.8	61.5	61.9	57.1	62.8	Moderate
171	SFR	2	250	55	No	No	No	No	No	No	No	0	58.7	0.0	59.4	59.4	57.1	62.8	Moderate
172	SFR	2	130	55	No	No	No	No	No	No	No	0	58.7	0.0	62.2	62.2	57.1	62.8	Moderate
173	SFR	2	240	55	No	No	No	Yes	No	No	No	4	58.7	0.0	63.5	63.5	57.1	62.8	Severe
174	SFR	2	140	55	No	No	No	Yes	No	No	No	4	68.0	0.0	65.9	65.9	62.9	68.1	Moderate
175	SFR	2	240	55	No	No	No	Yes	No	No	No	4	58.7	0.0	63.5	63.5	57.1	62.8	Severe
176	MFR	2	145	55	No	No	No	Yes	No	No	No	4	58.7	0.0	65.7	65.7	57.1	62.8	Severe
177	Thunderbird Villa Mobile Home Estates	2	140	55	No	No	No	Yes	No	No	No	4	57.4	0.0	65.9	65.9	56.4	62.2	Severe
178	Thunderbird Villa Mobile Home Estates	2	175	55	No	No	No	Yes	No	No	No	4	57.4	0.0	64.9	64.9	56.4	62.2	Severe
179	Thunderbird Villa Mobile Home Estates	2	90	55	No	No	No	Yes	No	No	No	4	57.4	0.0	67.8	67.8	56.4	62.2	Severe
180	Thunderbird Villa Mobile Home Estates	2	25	55	No	No	No	Yes	No	No	No	4	57.4	0.0	73.4	73.4	56.4	62.2	Severe
181	Trinity Bible Church	3	20	35	No	No	Yes	No	No	No	No	3	75.3	76.6	65.9	76.9	70.0	78.4	Moderate
182	SFR	2	280	35	No	No	No	No	No	No	No	0	59.3	0.0	55.0	55.0	57.4	63.0	No
183	Apostolic Assembly South Gate	3	280	35	No	No	No	No	No	No	No	0	66.6	0.0	51.4	51.4	66.9	72.2	No
184	American Indian Bible Church	3	80	35	No	No	Yes	No	No	No	No	3	74.7	76.6	59.9	76.7	70.0	78.0	Moderate
185	SFR	2	210	25	No	No	No	No	Yes	No	No	5	59.9	0.0	58.3	58.3	57.7	63.3	Moderate
186	SFR	2	300	25	No	No	No	No	No	No	No	0	59.3	0.0	51.7	51.7	57.4	63.0	No
187	SFR	2	220	20	No	No	No	No	Yes	No	No	5	59.9	0.0	56.1	56.1	57.7	63.3	No
188	SFR	2	220	25	No	No	Yes	No	No	Yes	No	4	60.3	52.8	57.1	58.4	58.0	63.5	Moderate
189	SFR	2	185	25	No	No	Yes	No	No	Yes	No	4	61.2	55.9	57.8	60.0	58.5	64.0	Moderate
190	SFR	2	95	55	No	No	Yes	No	No	Yes	No	4	63.7	66.7	67.6	70.2	60.0	65.4	Severe
191	SFR	2	30	55	No	No	No	No	No	Yes	No	1	64.0	0.0	69.6	69.6	60.2	65.6	Severe
192	SFR	2	20	55	No	No	No	No	No	Yes	No	1	64.0	0.0	71.3	71.3	60.2	65.6	Severe
193	SFR	2	15	55	No	No	No	No	No	Yes	No	1	64.0	0.0	72.6	72.6	60.2	65.6	Severe
194	SFR	2	45	55	No	No	No	No	No	Yes	No	1	64.0	0.0	67.8	67.8	60.2	65.6	Severe
195	SFR	2	230	55	No	No	No	No	No	Yes	No	1	64.0	0.0	60.7	60.7	60.2	65.6	Moderate
196	SFR	2	45	55	No	No	No	No	No	Yes	No	1	64.0	0.0	67.8	67.8	60.2	65.6	Severe
197	SFR	2	15	55	No	No	No	No	No	Yes	No	1	64.0	0.0	72.6	72.6	60.2	65.6	Severe
198	SFR	2	290	55	No	No	No	No	No	No	No	0	64.0	0.0	58.7	58.7	60.2	65.6	No
199	SFR	2	285	55	No	No	No	Yes	No	No	No	4	57.9	0.0	62.8	62.8	56.7	62.4	Severe
200	SFR	2	15	55	No	No	No	Yes	No	No	No	4	66.7	0.0	75.6	75.6	62.0	67.3	Severe
201	SFR	2	65	55	No	No	No	Yes	No	No	No	4	66.1	0.0	69.2	69.2	61.6	66.9	Severe
202	SFR	2	240	55	No	No	No	Yes	No	No	No	4	58.9	0.0	63.5	63.5	57.2	62.9	Severe
203	SFR	2	190	20	No	No	No	Yes	No	No	Yes	14	50.3	0.0	65.8	65.8	53.5	59.7	Severe
204	SFR	2	65	20	No	No	No	Yes	No	No	Yes	14	50.3	0.0	70.4	70.4	53.5	59.7	Severe
205	SFR	2	280	20	No	No	No	Yes	No	No	Yes	14	59.9	0.0	64.1	64.1	57.7	63.3	Severe
206	SFR	2	15	20	No	No	No	Yes	No	No	Yes	14	65.1	0.0	76.8	76.8	60.9	66.3	Severe
207	SFR	2	75	20	No	No	No	Yes	No	No	Yes	14	58.7	0.0	69.8	69.8	57.1	62.8	Severe
208	SFR	2	170	20	No	No	No	Yes	No	No	Yes	14	64.6	0.0	66.3	66.3	60.6	66.0	Severe
209	SFR	2	290	35	No	No	No	Yes	No	No	Yes	14	67.5	0.0	68.8	68.8	62.5	67.8	Severe
210	SFR	2	80	35	No	No	No	Yes	No	No	Yes	14	60.6	0.0	74.4	74.4	58.1	63.7	Severe
211	SFR	2	260	20	No	No	No	Yes	No	No	No	4	58.6	0.0	54.4	54.4	57.0	62.7	No
212	SFR	2	140	20	No	No	No	Yes	No	No	No	4	60.1	0.0	57.1	57.1	57.8	63.4	No
213	SFR	2	55	20	No	No	No	Yes	No	No	No	4	65.2	0.0	61.2	61.2	61.0	66.3	Moderate
214	MFR	2	335	45	No	No	No	Yes	No	No	No	4	51.7	0.0	60.4	60.4	53.9	60.0	Severe
215	SFR	2	100	55	No	No	No	Yes	No	No	No	4	58.0	0.0	67.4	67.4	56.7	62.4	Severe
216	SFR	2	70	55	No	No	No	Yes	No	No	No	4	58.0	0.0	68.9	68.9	56.7	62.4	Severe
217	SFR	2	100	55	No	No	No	Yes	No	No	No	4	58.0	0.0	67.4	67.4	56.7	62.4	Severe
218	SFR	2	75	55	No	No	No	Yes	No	No	No	4	58.0	0.0	68.6	68.6	56.7	62.4	Severe
219	SFR	2	120	65	No	No	No	Yes	No	No	No	4	58.0	0.0	68.0	68.0	56.7	62.4	Severe
220	SFR	2	130	65	No	No	No	Yes	No	No	No	4	58.0	0.0	67.7	67.7	56.7	62.4	Severe
221	Paramount High School	3	85	65	No	No	No	Yes	No	No	No	4	53.7	0.0	66.0	66.0	59.7	65.7	Severe
222	SFR	2	130	65	No	No	No	Yes	No	No	No	4	51.7	0.0	67.7	67.7	53.9	60.0	Severe
223	SFR	2	135	65	No	No	No	Yes	No	No	No	4	51.7	0.0	67.5	67.5	53.9	60.0	Severe
224	SFR	2	135	65	No	No	Yes	No	No	No	No	3	51.7	48.4	66.5	66.6	53.9	60.0	Severe
225	SFR	2	220	65	No	No	No	No	No	No	No	0	51.7	0.0	61.4	61.4	53.9	60.0	Severe
226	SFR	2	125	65	No	No	Yes	No	No	No	No	3	51.7	56.8	66.8	67.2	53.9	60.0	Severe
227	SFR	2	20	65	No	No	Yes	No	Yes	No	No	8	51.7	64.0	79.8	79.9	53.9	60.0	Severe
228	SFR	2	200	65	No	No	No	No	Yes	No	No	5	51.7	0.0	66.8	66.8	53.9	60.0	Severe
229	SFR	2	100	65	No	No	No	No	Yes	No	No	5	51.7	0.0	69.8	69.8	53.9	60.0	Severe
230	SFR	2	30	65	No	No	No	No	Yes	No	No	5	51.7	0.0	75.0	75.0	53.9	60.0	Severe
231	SFR	2	60	65	No	No	Yes	No	No	No	No	3	51.7	60.2	70.0	70.4	53.9	60.0	Severe
232	SFR	2	115	65	No	No	Yes	No	No	No	No	3	51.7	58.0	67.2	67.7	53.9	60.0	Severe
233	SFR/MFR	2	210	65	No	No	No	No	No	No	No	0	51.7	0.0	61.6	61.6	53.9	60.0	Severe
234	Mobile Homes	2	160	65	Yes	No	No	No	No	No	No	-4.5	52.0	0.0	58.3	58.3	54.1	60.1	Moderate

LRT Noise Alternative 2

Cluster Number	Receptor Description	FTA Receptor Category	Near Track Distance (feet)	Speed (mph)	Intervening First Row (-4.5 dBA)	Intervening Second Row (-1.5 dBA)	Embedded Track (+3 dBA)	Aerial (+4 dBA)	Crossover (+5 dBA)	Quacker (+1 dBA)	Wheel Squeal (+10 dBA)	Total Adjustment (dBA)	Existing Noise Exposure Cat 1 or 2 (Ldn), Cat 3 (Leq)	Audible Warning Noise	Project Noise Exposure Cat 1 or 2 (Ldn), Cat 3 (Leq)	Combined Noise Exposure Cat 1 or 2 (Ldn), Cat 3 (Leq)	Noise Impact Criteria		Impact?
																	Moderate	Severe	
235	Mobile Homes	2	60	65	No	No	No	No	No	No	No	0	52.0	0.0	67.0	67.0	54.1	60.1	Severe
236	SFR	2	100	65	No	No	No	No	No	No	No	0	52.0	0.0	64.8	64.8	54.1	60.1	Severe
237	SFR	2	160	65	No	No	No	No	No	No	No	0	52.0	0.0	62.8	62.8	54.1	60.1	Severe
238	SFR	2	95	65	Yes	No	No	No	No	No	No	-4.5	52.0	0.0	60.5	60.5	54.1	60.1	Severe
239	SFR	2	170	65	No	No	No	No	No	No	No	0	48.1	0.0	62.5	62.5	52.8	59.2	Severe
240	SFR	2	90	65	No	No	No	No	No	No	No	0	48.1	0.0	65.3	65.3	52.8	59.2	Severe
241	SFR	2	155	65	No	No	No	No	No	No	No	0	52.0	0.0	62.9	62.9	54.1	60.1	Severe
242	SFR	2	215	65	No	No	No	No	No	No	No	0	52.0	0.0	61.5	61.5	54.1	60.1	Severe
243	SFR	2	60	65	No	No	No	No	No	No	No	0	52.0	0.0	67.0	67.0	54.1	60.1	Severe
244	Adventist Union School	3	230	65	No	No	No	No	No	No	No	0	53.2	0.0	57.7	57.7	59.5	65.5	No
245	MFR	2	70	65	No	No	No	No	No	No	No	0	51.2	0.0	66.4	66.4	53.8	59.9	Severe
246	MFR	2	65	65	No	No	Yes	No	No	No	No	3	51.2	64.8	69.7	70.9	53.8	59.9	Severe
247	SFR	2	95	65	No	No	Yes	No	No	No	No	3	51.2	55.3	68.0	68.2	53.8	59.9	Severe
248	MFR	2	170	65	No	No	No	No	No	No	No	0	51.2	0.0	62.5	62.5	53.8	59.9	Severe
249	SFR	2	165	55	No	No	Yes	No	No	No	No	3	59.5	54.4	64.2	64.6	57.5	63.1	Severe
250	SFR	2	165	55	Yes	No	No	No	No	No	No	-4.5	59.5	0.0	56.7	56.7	57.5	63.1	No
251	SFR	2	85	55	No	No	Yes	No	No	No	No	3	59.5	55.9	67.1	67.4	57.5	63.1	Severe
252	Door Christian Fellowship Church	3	150	55	No	No	Yes	No	No	No	No	3	61.5	61.0	61.0	64.0	63.6	69.2	Moderate
253	SFR	2	100	45	No	No	Yes	No	No	No	No	3	59.5	57.6	64.6	65.4	57.5	63.1	Severe
254	SFR	2	100	45	No	No	No	No	Yes	No	No	5	59.5	0.0	66.6	66.6	57.5	63.1	Severe
255	Aztec Mobile Home	2	35	35	No	No	No	No	Yes	No	No	5	59.5	0.0	69.0	69.0	57.5	63.1	Severe
256	SFR	2	215	35	No	No	No	No	No	No	No	0	59.5	0.0	56.1	56.1	57.5	63.1	No
257	Greek Apostilic Church	3	290	35	No	No	No	No	No	No	No	0	61.5	0.0	51.3	51.3	63.6	69.2	No
258	SFR/MFR	2	150	35	Yes	No	No	No	No	No	No	-4.5	59.5	0.0	53.2	53.2	57.5	63.1	No
259	SFR	2	100	35	No	No	No	No	No	No	No	0	59.5	0.0	59.4	59.4	57.5	63.1	Moderate
260	SFR	2	220	25	No	No	No	No	No	Yes	No	1	59.5	0.0	54.1	54.1	57.5	63.1	No
261	SFR/MFR	2	90	20	No	No	Yes	No	No	Yes	No	4	59.5	64.8	59.0	65.8	57.5	63.1	Severe
262	MFR	2	305	20	No	No	No	No	No	Yes	No	1	59.5	0.0	50.7	50.7	57.5	63.1	No
263	Kingdom Causes Bellflower	3	245	20	No	No	No	No	No	Yes	No	1	61.5	0.0	48.1	48.1	63.6	69.2	No
264	MFR	2	160	20	No	No	Yes	No	No	Yes	No	4	59.5	51.5	56.5	57.7	57.5	63.1	Moderate
265	MFR	2	270	20	No	No	No	No	No	Yes	No	1	56.0	0.0	51.3	51.3	55.7	61.6	No
266	Los Angeles County Fire Museum	3	110	25	No	No	No	No	No	Yes	No	1	58.0	61.0	53.6	61.7	61.7	67.4	Moderate
267	MFR	2	30	45	No	No	Yes	No	No	No	No	3	56.0	49.8	69.8	69.9	55.7	61.6	Severe
268	MFR	2	50	55	No	No	No	No	No	No	No	0	56.0	0.0	66.4	66.4	55.7	61.6	Severe
269	Open Door Worship Center	3	200	65	No	No	No	No	No	No	No	0	58.0	0.0	58.3	58.3	61.7	67.4	No
270	MFR	2	140	65	No	No	No	No	No	No	No	0	56.0	0.0	63.3	63.3	55.7	61.6	Severe
271	MFR	2	130	65	No	No	No	No	No	No	No	0	56.0	0.0	63.7	63.7	55.7	61.6	Severe
272	Bristol Civic Auditorium	3	70	65	No	No	No	Yes	No	No	No	4	58.0	0.0	66.8	66.8	61.7	67.4	Moderate
273	Bellflower Health Center	3	120	65	No	No	No	Yes	No	No	No	4	58.0	0.0	64.5	64.5	61.7	67.4	Moderate
274	SFR	2	125	65	No	No	No	Yes	No	No	No	4	56.0	0.0	67.8	67.8	55.7	61.6	Severe
275	MFR	2	295	65	No	No	No	Yes	No	No	No	4	56.0	0.0	64.1	64.1	55.7	61.6	Severe
276	MFR	2	220	65	No	No	Yes	Yes	No	No	No	7	69.4	0.0	68.4	68.4	63.9	69.1	Moderate
277	SFR	2	130	65	Yes	No	Yes	Yes	No	No	No	2.5	69.4	0.0	66.2	66.2	63.9	69.1	Moderate
278	SFR/MFR	2	60	65	No	No	Yes	Yes	No	No	No	7	69.4	0.0	74.0	74.0	63.9	69.1	Severe
279	SFR	2	245	65	No	No	Yes	Yes	No	No	No	7	69.4	0.0	67.9	67.9	63.9	69.1	Moderate
280	MFR	2	320	65	No	No	No	Yes	No	No	No	4	69.4	0.0	63.8	63.8	63.9	69.1	No
281	MFR	2	235	65	No	No	Yes	Yes	No	No	No	7	69.4	0.0	68.1	68.1	63.9	69.1	Moderate
282	MFR	2	205	65	No	No	Yes	Yes	No	No	No	7	69.4	0.0	68.7	68.7	63.9	69.1	Moderate
283	SFR	2	110	65	No	No	Yes	Yes	No	No	No	7	57.7	0.0	71.4	71.4	56.6	62.3	Severe
284	SFR	2	175	65	No	No	No	Yes	No	No	No	4	57.7	0.0	66.4	66.4	56.6	62.3	Severe
285	SFR	2	185	65	No	No	No	Yes	Yes	No	No	9	57.7	0.0	71.1	71.1	56.6	62.3	Severe
286	Bel Tooren Villa Convalescent Hospital	2	120	65	No	No	No	Yes	No	No	No	4	69.4	0.0	68.0	68.0	63.9	69.1	Moderate
287	SFR	2	50	65	No	No	No	Yes	No	No	No	4	57.7	0.0	71.8	71.8	56.6	62.3	Severe
288	SFR	2	220	65	No	No	No	Yes	No	No	No	4	57.7	0.0	65.4	65.4	56.6	62.3	Severe
289	SFR	2	200	65	No	No	No	Yes	Yes	No	No	9	57.7	0.0	70.8	70.8	56.6	62.3	Severe
290	SFR	2	45	65	No	No	No	No	Yes	No	No	5	57.7	0.0	73.3	73.3	56.6	62.3	Severe
291	SFR	2	100	65	No	No	No	No	Yes	No	No	5	57.7	0.0	69.8	69.8	56.6	62.3	Severe
292	SFR	2	160	65	Yes	No	No	No	Yes	No	No	0.5	57.7	0.0	63.3	63.3	56.6	62.3	Severe
293	SFR	2	230	65	No	No	No	No	Yes	No	No	5	57.7	0.0	66.2	66.2	56.6	62.3	Severe
294	SFR	2	65	65	No	No	No	No	Yes	No	No	5	57.7	0.0	71.7	71.7	56.6	62.3	Severe
295	SFR	2	160	65	No	No	No	No	No	No	No	0	57.7	0.0	62.8	62.8	56.6	62.3	Severe
296	SFR	2	150	65	Yes	No	No	No	Yes	No	No	0.5	57.7	0.0	63.5	63.5	56.6	62.3	Severe
297	SFR	2	60	65	No	No	No	No	Yes	No	No	5	57.7	0.0	72.0	72.0	56.6	62.3	Severe
298	SFR	2	95	65	No	No	No	No	No	No	No	0	57.7	0.0	65.0	65.0	56.6	62.3	Severe
299	SFR	2	150	65	No	No	No	No	No	No	No	0	57.7	0.0	63.0	63.0	56.6	62.3	Severe
300	SFR	2	80	65	No	No	No	No	No	No	No	0	57.7	0.0	65.8	65.8	56.6	62.3	Severe
301	SFR	2	75	65	No	No	No	No	No	No	No	0	57.7	0.0	66.1	66.1	56.6	62.3	Severe
302	Valley Christian High School	3	180	65	No	No	Yes	No	No	No	No	3	61.4	55.7	61.7	62.7	63.6	69.1	No
303	Rio Hondo Metal Health Clinic	3	160	65	No	No	Yes	No	No	No	No	3	61.4	58.4	62.2	63.7	63.6	69.1	Moderate
304	Fremont College	3	200	65	No	No	No	No	No	No	No	0	53.2	0.0	58.3	58.3	59.5	65.5	No
305	Artesia Cemetary	3	220	65	No	No	No	No	No	No	No	0	53.2	0.0	57.9	57.9	59.5	65.5	No
306	SFR	2	210	65	No	No	No	Yes	No	No	No	4	51.2	0.0	65.6	65.6	53.8	59.9	Severe
307	SFR	2	50	65	No	No	No	Yes	No	No	No	4	51.2	0.0	71.8	71.8	53.8	59.9	Severe
308	SFR	2	210	65	No	No	No	Yes	No	No	No	4	51.2	0.0	65.6	65.6	53.8	59.9	Severe
309	SFR	2	50	65	No	No	No	Yes	No	No	No	4	51.2	0.0	71.8	71.8	53.8	59.9	Severe
310	SFR	2	50	65	No	No	No	Yes	No	No	No	4	51.2	0.0	71.8	71.8	53.8	59.9	Severe
311	SFR	2	140	65	No	No	No	Yes	No	No	No	4	51.2	0.0	67.3	67.3	53.8	59.9	Severe
312	SFR	2	50	65	No	No	No	Yes	No	No	No	4	51.2	0.0	71.8	71.8	53.8	59.9	Severe
313	SFR	2	175	65	No	No	No	Yes	No	No	No	4	51.2	0.0	66.4	66.4	53.8	59.9	Severe
314	SFR	2	70	65	No	No	No	Yes	No	No	No	4	51.2	0.0	70.4	70.4	53.8	59.9	Severe

LRT Noise Alternative 2

Cluster Number	Receptor Description	FTA Receptor Category	Near Track Distance (feet)	Speed (mph)	Intervening First Row (-4.5 dBA)	Intervening Second Row (-1.5 dBA)	Embedded Track (+3 dBA)	Aerial (+4 dBA)	Crossover (+5 dBA)	Quacker (+1 dBA)	Wheel Squeal (+10 dBA)	Total Adjustment (dBA)	Existing Noise Exposure Cat 1 or 2 (Ldn), Cat 3 (Leq)	Audible Warning Noise	Project Noise Exposure Cat 1 or 2 (Ldn), Cat 3 (Leq)	Combined Noise Exposure Cat 1 or 2 (Ldn), Cat 3 (Leq)	Noise Impact Criteria		Impact?
																	Moderate	Severe	
315	SFR	2	40	65	No	No	No	Yes	No	No	No	4	51.2	0.0	72.8	72.8	53.8	59.9	Severe
316	SFR	2	130	65	Yes	No	No	Yes	No	No	No	-0.5	51.2	0.0	63.2	63.2	53.8	59.9	Severe
317	SFR	2	220	65	No	No	No	Yes	No	No	No	4	51.2	0.0	65.4	65.4	53.8	59.9	Severe
318	SFR	2	110	65	No	No	No	Yes	No	No	No	4	51.2	0.0	68.4	68.4	53.8	59.9	Severe
319	SFR	2	50	65	No	No	No	Yes	No	No	No	4	51.2	0.0	71.8	71.8	53.8	59.9	Severe
320	SFR	2	110	65	Yes	No	No	Yes	No	No	No	-0.5	51.2	0.0	63.9	63.9	53.8	59.9	Severe
321	SFR	2	210	65	No	No	No	Yes	No	No	No	4.0	48.0	0.0	65.6	65.6	52.7	59.2	Severe
322	SFR	2	40	65	No	No	Yes	Yes	No	No	No	7.0	48.0	51.5	75.8	75.8	52.7	59.2	Severe
323	SFR	2	45	65	No	No	No	Yes	No	No	No	4.0	48.0	0.0	72.3	72.3	52.7	59.2	Severe
324	SFR	2	200	65	No	No	No	Yes	No	No	No	4.0	48.0	0.0	65.8	65.8	52.7	59.2	Severe
325	SFR	2	140	65	No	No	No	Yes	No	No	No	4.0	48.0	0.0	67.3	67.3	52.7	59.2	Severe
326	SFR	2	50	65	No	No	Yes	Yes	No	No	No	7.0	48.0	56.5	74.8	74.9	52.7	59.2	Severe
327	MFR	2	210	65	No	No	Yes	No	No	No	No	3.0	48.0	46.7	64.6	64.6	52.7	59.2	Severe
328	SFR, MFR	2	45	45	No	No	Yes	No	Yes	No	No	8.0	48.0	63.1	73.1	73.5	52.7	59.2	Severe
329	SFR	2	190	55	No	No	No	No	No	No	No	0.0	48.0	0.0	60.6	60.6	52.7	59.2	Severe
330	SFR	2	180	45	Yes	No	No	No	Yes	No	No	0.5	48.0	0.0	59.6	59.6	52.7	59.2	Severe
331	MFR, SFR	2	35	35	No	No	Yes	No	Yes	No	No	8.0	48.0	0.0	72.0	72.0	52.7	59.2	Severe
332	Artesia Historical Musum	3	45	35	No	No	No	No	Yes	No	No	8	50.0	0.0	64.4	64.4	58.4	64.6	Moderate
333	SFR	2	175	55	Yes	No	Yes	No	No	No	No	-1.5	48.0	0.0	59.4	59.4	52.7	59.2	Severe
334	SFR	2	40	45	No	No	Yes	No	Yes	No	No	8.0	48.0	64.8	73.6	74.1	52.7	59.2	Severe
335	SFR, MFR	2	200	45	No	No	No	No	No	No	No	0.0	48.0	0.0	58.6	58.6	52.7	59.2	Moderate
336	SFR	2	180	35	No	No	No	No	Yes	No	No	5.0	48.0	0.0	61.9	61.9	52.7	59.2	Severe
337	Wan Yuen Temple	3	55	35	No	No	Yes	No	Yes	No	No	3.0	50.0	0.0	66.5	66.5	58.4	64.6	Severe
338	SFR, MFR	2	160	35	No	No	No	No	Yes	Yes	No	6.0	48.0	0.0	63.4	63.4	52.7	59.2	Severe
339	SFR, MFR	2	90	35	No	No	Yes	No	Yes	Yes	No	9.0	48.0	0.0	68.9	68.9	52.7	59.2	Severe
340	SFR	2	200	20	No	No	No	No	Yes	Yes	No	6.0	48.0	0.0	57.6	57.6	52.7	59.2	Moderate
341	SFR	2	110	20	No	No	Yes	No	Yes	Yes	No	9.0	48.0	0.0	63.1	63.2	52.7	59.2	Severe
342	SFR	2	80	20	No	No	Yes	No	Yes	Yes	No	9.0	48.0	0.0	64.5	64.5	52.7	59.2	Severe
343	SFR	2	200	20	No	No	No	No	Yes	Yes	No	6.0	48.0	0.0	57.6	57.6	52.7	59.2	Moderate
344	SFR	2	40	15	No	No	Yes	No	Yes	No	No	8.0	52.0	0.0	64.0	64.0	54.1	60.1	Severe
345	SFR	2	165	15	Yes	No	No	No	Yes	No	No	0.5	52.0	0.0	50.4	50.4	54.1	60.1	No
346	SFR	2	40	15	No	No	No	No	Yes	No	No	5.0	52.0	0.0	61.0	61.0	54.1	60.1	Severe
347	SFR	2	45	15	No	No	No	No	No	No	No	0.0	52.0	0.0	55.5	55.5	54.1	60.1	Moderate

Mitigated LRT Noise Alternative 2

Cluster number	Receptor Description	FTA Receptor Category	Near Track Distance (feet)	Speed (mph)	Intervening First Row (-4.5 dBA)	Intervening Second Row (-1.5 dBA)	Embedded Track (+3 dBA)	Aerial (+4 dBA)	Crossover (+5 dBA)	Quacker (+1 dBA)	Wheal Squeal (+10 dBA)	Soundwall (Variable dBA)	Soundwall Height	Moveable Point Frog	Audible Warning Noise	Source horizontal distance to barrier (ft)	Source Distance to Top of Barrier (ft)	Reciever Horizontal Distance from barrier (ft)	Reciever Distance from top of Barrier (ft)	Sloped Horizontal Distance from Source to Reciever (ft)	Sloped Distance from Source to Reciever (ft)	Path Difference (ft)	Soundwall Adjustment (db)	Total Adjustment (dBA)	Existing Noise Exposure Cat 1 or 2 (Ldn), Cat 3 (Leq)	Unmitigated Nois e Level Cat 1 or 2 (Ldn), Cat 3 (Leq)	LRT Project Noise Exposure Cat 1 or 2 (Ldn), Cat 3 (Leq)	Combined Noise Exposure Cat 1 or 2 (Ldn), Cat 3 (Leq)	Noise Impact Criteria: Moderate	Noise Impact Criteria: Severe	Impact?
2	SFR/MFR	2	80	55	No	No	No	Yes	No	No	No	Yes	4		0	10	10.20	70	75.77	80	84.43	1.53	8.00	-4.00	56.3	68.7	60.7	60.7	55.9	61.7	Moderate
3	SFR/MFR	2	210	55	No	No	No	Yes	No	No	No	Yes	4		0	10	10.20	200	202.09	210	211.73	0.56	5.00	-1.00	56.3	64.6	59.6	59.6	55.9	61.7	Moderate
4	SFR/MFR	2	45	55	No	No	No	Yes	No	No	No	Yes	4		0	5	5.39	40	49.41	45	52.48	2.31	9.00	-5.00	56.3	71.2	62.2	62.2	55.9	61.7	Severe
5	SFR/MFR	2	240	55	No	No	No	Yes	No	No	No	Yes	4		0	10	10.20	230	231.82	240	241.51	0.51	5.00	-1.00	56.3	64.0	59.0	59.0	55.9	61.7	Moderate
6	SFR/MFR	2	80	55	No	No	No	Yes	No	No	No	Yes	4		0	10	10.20	70	75.77	80	84.43	1.53	8.00	-4.00	56.3	68.7	60.7	60.7	55.9	61.7	Moderate
7	SFR/MFR	2	240	55	No	No	No	Yes	No	No	No	Yes	4		0	10	10.20	230	231.82	240	241.51	0.51	5.00	-1.00	56.3	64.0	59.0	59.0	55.9	61.7	Moderate
10	SFR/MFR	2	240	55	No	No	No	Yes	No	No	No	Yes	4		0	5	5.39	235	236.78	240	241.51	0.65	6.00	-2.00	66.8	63.6	58.0	58.0	62.0	67.3	No
11	SFR/MFR	2	185	55	No	No	No	Yes	No	No	No	Yes	4		0	10	10.20	175	177.39	185	186.96	0.62	6.00	-2.00	66.8	65.1	59.1	59.1	62.0	67.3	No
12	SFR/MFR	2	110	55	No	No	No	Yes	No	No	No	Yes	4		0	10	10.20	100	104.12	110	113.27	1.05	7.00	-3.00	66.8	67.4	60.4	60.4	62.0	67.3	No
13	SFR/MFR	2	230	55	No	No	No	Yes	Yes	No	No	Yes	4	Yes	0	10	10.20	220	221.90	230	231.58	0.52	5.00	-1.00	66.8	69.2	59.2	59.2	62.0	67.3	No
14	SFR/MFR	2	110	55	No	No	No	Yes	Yes	No	No	Yes	4	Yes	0	10	10.20	100	104.12	110	113.27	1.05	7.00	-3.00	66.8	72.4	60.4	60.4	62.0	67.3	No
15	SFR/MFR	2	140	55	No	No	No	Yes	Yes	No	No	Yes	4	Yes	0	10	10.20	130	133.20	140	142.58	0.81	6.00	-2.00	66.8	71.3	60.3	60.3	62.0	67.3	No
16	SFR/MFR	2	240	55	No	No	No	Yes	Yes	No	No	Yes	4	Yes	0	10	10.20	230	231.82	240	241.51	0.51	5.00	-1.00	66.8	69.0	59.0	59.0	62.0	67.3	No
17	SFR/MFR	2	15	55	No	No	No	Yes	Yes	No	No	Yes	4	Yes	0	5	5.39	10	30.68	15	30.89	5.17	10.00	-6.00	66.8	81.0	66.0	66.0	62.0	67.3	Moderate
18	SFR/MFR	2	140	55	No	No	No	Yes	No	No	No	Yes	4		0	10	10.20	130	133.20	140	142.58	0.81	6.00	-2.00	66.8	66.3	60.3	60.3	62.0	67.3	No
19	SFR/MFR	2	15	55	No	No	No	Yes	No	No	No	Yes	4		0	5	5.39	10	30.68	15	30.89	5.17	10.00	-6.00	66.8	76.0	66.0	66.0	62.0	67.3	Moderate
20	SFR/MFR	2	110	55	No	No	No	Yes	Yes	No	No	Yes	4	Yes	0	10	10.20	100	104.12	110	113.27	1.05	7.00	-3.00	66.8	72.4	60.4	60.4	62.0	67.3	No
21	SFR/MFR	2	320	55	No	No	No	Yes	No	No	No	Yes	4		0	10	10.20	310	311.35	320	321.14	0.41	5.00	-1.00	66.8	62.7	57.7	57.7	62.0	67.3	No
22	SFR/MFR	2	320	55	No	No	No	Yes	No	No	No	Yes	4		0	10	10.20	310	311.35	320	321.14	0.41	5.00	-1.00	66.8	62.7	57.7	57.7	62.0	67.3	No
23	SFR/MFR	2	110	55	No	No	No	Yes	No	No	No	Yes	4		0	10	10.20	100	104.12	110	113.27	1.05	7.00	-3.00	66.8	67.4	60.4	60.4	62.0	67.3	No
24	SFR	2	30	55	No	No	No	Yes	No	No	No	Yes	4		0	10	10.20	20	35.23	30	40.36	5.06	10.00	-6.00	66.8	73.0	63.0	63.0	62.0	67.3	Moderate
25	SFR/MFR	2	80	55	No	No	No	Yes	No	No	No	Yes	4		0	10	10.20	70	75.77	80	84.43	1.53	8.00	-4.00	66.8	68.7	60.7	60.7	62.0	67.3	No
27	SFR/MFR	2	300	55	No	No	No	Yes	No	No	No	Yes	4		0	10	10.20	290	291.45	300	301.21	0.43	5.00	-1.00	66.8	63.0	58.0	58.0	62.0	67.3	No
29	SFR/MFR	2	110	55	No	No	No	Yes	No	No	No	Yes	4		0	10	10.20	100	104.12	110	113.27	1.05	7.00	-3.00	66.8	67.4	60.4	60.4	62.0	67.3	No
30	SFR/MFR	2	230	55	No	No	No	Yes	No	No	No	Yes	4		0	10	10.20	220	221.90	230	231.58	0.52	5.00	-1.00	66.8	64.2	59.2	59.2	62.0	67.3	No
32	SFR/MFR	2	90	50	No	No	No	Yes	No	No	No	Yes	4		0	60	60.03	30	49.20	90	97.31	11.93	12.00	-8.00	70.5	67.4	55.4	55.4	64.7	69.8	No
33	MFR	2	200	55	No	No	No	Yes	No	No	No	Yes	4		0	15	15.13	185	189.07	200	203.39	0.81	6.00	-2.00	70.5	64.8	58.8	58.8	64.7	69.8	No
34	MFR	2	60	55	No	No	No	Yes	No	No	No	Yes	4		0	20	20.10	40	55.87	60	70.49	5.47	11.00	-7.00	70.5	70.0	59.0	59.0	64.7	69.8	No
35	SFR/MFR	2	80	55	No	No	No	Yes	No	No	No	Yes	4		0	40	40.05	40	55.87	80	88.14	7.77	11.00	-7.00	70.5	68.7	57.7	57.7	64.7	69.8	No
37	MFR	2	90	45	No	No	No	Yes	No	No	No	Yes	4		0	50	50.04	40	49.41	90	93.96	5.48	11.00	-7.00	70.5	66.5	55.5	55.5	64.7	69.8	No
38	MFR	2	110	45	No	No	No	Yes	No	No	No	Yes	4		0	15	15.13	95	99.33	110	113.27	1.20	7.00	-3.00	70.5	66.0	58.6	58.6	64.7	69.8	No
40		2	215	45	No	No	No	Yes	Yes	No	No	Yes	4	Yes	0	40	40.05	175	177.39	215	216.69	0.75	6.00	-2.00	70.5	67.7	56.7	56.7	64.7	69.8	No
42	SFR/MFR	2	100	45	No	No	No	Yes	Yes	No	No	Yes	4	Yes	0	50	50.04	50	57.80	100	103.58	4.26	10.00	-6.00	70.5	71.0	56.0	56.0	64.7	69.8	No
43	SFR	2	40	45	No	No	No	Yes	Yes	Yes	No	Yes	4	Yes	0	25	25.08	15	32.65	40	48.26	9.47	12.00	-7.00	70.5	76.0	59.0	59.0	64.7	69.8	No
44	SFR	2	155	45	No	No	No	Yes	Yes	Yes	No	Yes	4	Yes	0	25	25.08	130	133.20	155	157.33	0.94	7.00	-2.00	70.5	70.1	58.1	58.1	64.7	69.8	No
45		2	100	25	No	No	No	Yes	Yes	Yes	No	No	4	Yes	0	50	50.04	50	57.80	100	103.58	4.26	10.00	5.00	70.5	66.9	61.9	61.9	64.7	69.8	No
50	SFR/MFR	2	90	20	No	No	No	Yes	Yes	No	Yes	No			0	0								9.00	65.4	74.4	64.4	64.4	61.1	66.4	Moderate
52	SFR/MFR	2	230	35	Yes	No	Yes	No	No	No	No	No			51.5									-1.5	68.0	56.2	54.3	56.2	62.9	68.1	No
54	SFR	2	70	35	No	No	Yes	No	No	No	No	No			53.7									3.0	68.0	64.4	64.0	64.4	62.9	68.1	Moderate
56	SFR	2	60	35	No	No	Yes	No	No	No	No	No			63.2									3.0	68.0	67.0	64.6	67.0	62.9	68.1	Moderate
58	SFR/MFR	2	70	35	No	No	Yes	No	No	No	No	No			53.7									3.0	68.0	64.4	64.0	64.4	62.9	68.1	Moderate
60	SFR/MFR	2	50	35	No	No	Yes	No	No	No	No	No			65.7									3.0	68.0	68.6	65.4	68.6	62.9	68.1	Severe
61	SFR	2	70	35	No	No	Yes	No	No	No	No	No			58.0									3.0	68.0	64.9	64.0	64.9	62.9	68.1	Moderate
62	Templo Asamblea	3	80	35	No	No	Yes	No	No	No	No	No			65.1	80							0.00	3.00	64.2	66.2	59.9	66.2	65.3	70.7	Moderate
63	SFR/MFR	2	235	35	No	No	No	No	No	No	No	No			51.9									0.0	68.0	57.2	55.7	57.2	62.9	68.1	No
65	SFR/MFR	2	70	25	No	No	No	No	No	Yes	No	No			64.8									1.0	68.0	65.8	59.1	65.8	62.9	68.1	Moderate
66	SFR/MFR	2	70	20	No	No	Yes	No	No	Yes	No	No			56.5										68.0	61.7	56.1	59.3	62.9	68.1	No
71	MFR	2	55	20	No	No	Yes	No	No	Yes	No	No			65.7									4.0	61.8	67.0	61.2	67.0	58.8	64.3	Severe
73	SFR/MFR	2	65	35	No	No	No	No	Yes	No	No	No		Yes	63.2									0.0	61.8	68.0	61.3	65.4	58.8	64.3	Severe
74	SFR/MFR	2	130	35	No	No	No	No	Yes	No	No	No		Yes	0.0									0.0	61.8	63.3	58.3	58.3	58.8	64.3	No
75	MFR	2	100	35	Yes	No	No	No	Yes	No	No	No		Yes	0.0									-4.5	61.8	59.9	54.9	54.9	58.8	64.3	No
76	SFR/MFR	2	55	35	No	No	No	No	Yes	No	No	No		Yes	0.0									0.0	61.8	67.0	62.0	62.0	58.8	64.3	Moderate
77	SFR/MFR	2	140	35	No	No	No	No	Yes	No	No	No		Yes	0.0									0.0	61.8	63.0	58.0	58.0	58.8	64.3	No
78	SFR/MFR	2	110	35	Yes	No	Yes	No	Yes	No	No	No		Yes	54.3									-1.5	61.8	63.1	57.5	59.2	58.8	64.3	Moderate
79	SFR/MFR	2	55	35	No	No	Yes	No	Yes	No	No	No		Yes	64.8									3.0	61.8	71.2	65.0	67.9	58.8	64.3	Severe
80	SFR/MFR	2	65	35	No	No	Yes	No	Yes	No	No	No		Yes	64.8									3.0	61.8	70.6	64.3	67.6	58.8	64.3	Severe
81	SFR	2	220	35	No	No	No	No	Yes	No	No	No		Yes	0.0									0.0	61.8	61.0	56.0	56.0	58.8	64.3	No
82	SFR/MFR	2	230	35	No	No	Yes	No	No	No	No	No			51.9									3.0	61.8	59.6	58.8	59.6	58.8	64.3	Moderate
83	Huntington Park High School	3	50	35	No	No	Yes	No	No	No	No	No			63.5	50							0.00	3.00	63.8	65.8	61.9	65.8	65.1	70.5	Moderate
84	SFR/MFR	2	120	35	Yes	No	No	No	No	No	No	No			0.0									-4.5	61.8	54.1	54.1	54.1	58.8	64.3	No
85	SFR/MFR	2	50	35	No	No	No	No	No	No	No	No			0.0									0.0	61.8	62.4	62.4	62.4	58.8	64.3	Moderate
86	SFR/MFR	2	65	35	No	No	Yes	No	No	No	No	No			64.8									3.0	61.8	67.6	64.3	67.6	58.8	64.3	Severe
88	SFR/MFR	2	70	35	No	No	Yes	No	No	No	No	No			61.9									3.0	61.8	66.1	64.0	66.1	58.8	64.3	Severe
89	SFR/MFR	2	45	35	No	No	No	No	No	No	No	No			0.0									0.0	63.1	62.9	62.9	62.9	59.6	65.1	Moderate
92	SFR/MFR	2	130	35	No	No	Yes	No	No	No	No	No			49.7									3.0	63.1	61.6	61.3	61.6	59.6	65.1	Moderate
93	SFR	2	50	35	No	No	Yes	No	No	No	No	No			61.9									3.0	63.1	67.0	65.4	67.0	59.6	65.1	Severe
94	SFR/MFR	2	75	35	No	No	Yes	No	No	No	No	No			55.3									3.0	63.1	64.3	63.7	64.3	59.6	65.1	Moderate
96	SFR	2	90	35	No	No	No	No	No	No	No	No			58.8									0.0	63.1	62.4	59.9	62.4	59.6	65.1	Moderate
98	SFR/MFR	2	100	35	No	No	Yes	No	No	No	No	No			54.7									3.0	63.1	63.1	62.4	63.1	59.6	65.1	Moderate
99	SFR/MFR	2	220	35	No	No	Yes	No	No	No	No	No			56.5									3.0	63.1	60.9	59.0	60.9	59.6	65.1	Moderate
100	San Antonio Elementary	3	145	55	No	No	Yes	No	No	No	No	Yes	8		58.5	10	10.20	135	138.08	145	147.49	0.79	6.00	-3.00	65.1	63.1	55.2	60.2	65.9	71.3	No
101		2	250	55	No	No	No	No	No	No	No	Yes	8			80	80.2	170.0	170.0	250.0	250.0	0.2	3.0	-3.0	63.1	59.4	56.4	56.4	59.6	65.1	No
102	SFR	2	120	55	No	No	No	No	No	No	No	Yes	8		0.0	65	65.3	55.0	55.1	120.0	120.0	0.3	4.0	-4.0	63.1	62.6	58.6	58.6	59.6	65.1	No
104	SFR	2	140	55	No	No	No	No	No	No	No	Yes	4		0.0	90	90.2	50.0	50.1	140.0	140.0	0.3	4.0	-4.0	63.1	61.9	57.9	57.9	59.6	65.1	No
105	SFR/MFR	2	135	55	No	No	No	Yes	No	No	Yes	Yes	4		0.0	80	80.0	55.0	64.7	135.0	138.7	5.9	11.0	-7.0	63.1	76.0	55.0	55.0	59.6	65.1	No
107	SFR	2	130	55	No	No	Yes	No	No	No	No	No	8	Yes	58.8	70	70.3	60.0	60.1	130.0	130.0	0.3	4.0	-2.0	66.8	66.1	60.2	62.6	62.0	67.3	Moderate
108	SFR	2	20	55	No	No	Yes	No	Yes	No	No	Yes	8	Yes	53.7	15	16.2	5.0	5.8	20.0	20.2	1.8	8.0	-5.0	66.8	78.4	65.3	65.6	62.0	67.3	Moderate
109	SFR	2	145	55	Yes	No	No	No	Yes	No	No	Yes	8	Yes	0.0	5	7.8	140.0	140.0	145.0	145.0	2.8	9.0	-13.5	66.8	62.2	48.2	48.2	62.0	67.3	No
110	SFR	2	220	55	No	No	No	No	Yes	No	No	Yes	8	Yes	0.0	30	30.6	190.0	190.0	220.0	220.0	0.6	6.0	-6.0	66.8	64.9	53.9	53.9	62.0	67.3	No
111	SFR	2	120	55	No	No	No	No	Yes	No	No	Yes	8		0.0	40	40.4	80.0	80.1	120.0	120.0	0.5	5.0	0.0	66.8	67.6	62.6	62.6	62.0	67.3	Moderate
112	SFR/MFR	2	65	55	No	No	Yes	No	No	No	No	Yes	8		48.4	5	7.8	60.0	60.1	65.0	65.1	2.8	9.0	-6.0	66.8	68.3	59.2	59.6	62.0	67.3	No
113	SFR/MFR	2	35	55	No	No	Yes	No	Yes	No	No	Yes	8	Yes	70.8	30	30.6	5.0	5.8	35.0	35.1	1.3	7.0	-4.0	66.8	77.1	63.9	71.6	62.0	67.3	Severe
114	SFR	2	110	50	No	No	Yes	No	No	No	No	No	8		58.8	110	110.2		3.0	110.0	110.0	3.1	9.0	3.0	66.8	66.0	65.1	66.0	62.0	67.3	Moderate
116	SFR/MFR	2	25	50	No	No	Yes	No	No	No	No	Yes	8		70.8	20	20.9	5.0	5.8	25.0	25.2	1.5	8.0	-5.0	64.0	74.2	63.6	71.6	60.2	65.6	Severe
118	SFR	2	25	45	No	No	No	No	No	No	No	Yes	8		0.0	20	20.9	5.0	5.8	25.0	25.2	1.5	8.0	-8.0	64.0	67.6	59.6	59.6	60.2	65.6	No
119	SFR	2	35	40	No	No	Yes	No	No	Yes	No	Yes	8		56.5	30	30.6	5.0	5.8	35.0	35.1	1.3	7.0	-3.0	64.0	69.4	62.2	63.2	60.2	65.6	Moderate
120	SFR	2	240	35	No	No	Yes	No	No	Yes	No	No			51.9									4.0	64.0	60.3	59.6	60.3	60.2	65.6	Moderate
133	SFR	2	110	55	No	No	No	No	No	No	No	Yes	8		0.0	60	60.3	50.0	50.1	110.0	110.0	0.3	4.0	-4.0	63.1	62.9	58.9	58.9	59.6	65.1	No
135	SFR	2	200	55	No	No	No	No	No	No	No	Yes	8		0.0	155	155.1	45.0	45.1	200.0	200.0	0.2	3.0	-3.0	63.1	60.3	57.3	57.3	59.6	65.1	No
137	SFR	2	60	55	No	No	No	No	No	No	No	Yes	8		0.0	10	11.7	50.0	50.1	60.0	60.1	1.7	8.0	-8.0	63.1	65.6	57.6	57.6	59.6	65.1	No
140	MFR	2	115	55	No	No	No	No	No	No	No	Yes	8		0.0	30	30.6	85.0	85.1	115.0	115.0	0.6	6.0	-6.0	63.1	62.7	56.7	56.7	59.6	65.1	No
141	SFR	2	85	55	No	No	No	No	No	No	No	Yes	8		0.0	40	40.4	45.0	45.1	85.0	85.1	0.5	5.0	-5.0	63.1	64.1	59.1	59.1	59.6	65.1	No
144	SFR	2	70	55	No	No	No	No	No	No	No	Yes	8		0.0	20	20.9	50.0	50.1	70.0	70.1	0.9	6.0	-6.0	63.1	64.9	58.9	58.9	59.6	65.1	No
146	SFR	2	100	55	No	No	No	No	No	No	No	Yes	8		0.0	55	55.3	45.0	45.1	100.0	100.0	0.4	4.0	-4.0	63.1	63.4	59.4	59.4	59.6	65.1	No
149	SFR	2	100	55	No	No	No	No	No	No	No	Yes	8		0.0	55	55.3	45.0	45.1	100.0	100.0	0.4	4.0	-4.0	63.1	63.4	59.4	59.4	59.6	65.1	No
153	SFR	2	65	55	No	No	No	No	No	No	No	Yes	8		0.0	20	20.9	45.0	45.1	65.0	65.1	0.9	6.0	-6.0	63.1	65.2	59.2	59.2	59.6	65.1	No
155	SFR	2	200	55	No	No	No	No	No	No	No	Yes	8		0.0	55	55.3	145.0	145.0	200.0	200.0	0.3	4.0	-4.0	63.1	60.3	56.3	56.3	59.6	65.1	No
156	SFR	2	90	55	No	No	No	No	No	No	No	Yes	8		0.0	50	50.4	40.0	40.1	90.0	90.0	0.4	5.0	-5.0	63.1	63.8	58.8	58.8	59.6	65.1	No
157	SFR	2	140	55	Yes	No	No	Yes	No	No	No	Yes	4		0.0	70	70.0	70.0	70.1	140.0	140.0	0.1	0.0	-0.5	61.1	61.4	61.4	61.4	58.4	64.0	Moderate
158	SFR	2	90	55	No	No	No	Yes	No	No	No	Yes	4		0.0	50	50.0	40.0	40.1	90.0	90.0	0.1	1.0	3.0	61.1	67.8	66.8	66.8	58.4	64.0	Severe
159	SFR	2	205	55	No	No	No	Yes	No	No	No	Yes	4		0.0	60	60.0	145.0	145.0	205.0	205.0	0.0	-1.0	5.0	61.1	64.2	65.2	65.2	58.4	64.0	Severe
160	SFR	2	140	55	No	No	Yes	No	No	No	No	Yes	8		56.5	90	90.2	50.0	50.1	140.0	140.0	0.3	4.0	-1.0	61.1	65.5	60.9	62.2	58.4	64.0	Moderate
161	SFR	2	110	55	No	No	Yes	No	No	No	No	No	8		63.2	110	110.2		3.0	110.0	110.0	3.1	9.0	3.0	61.1	67.8	65.9	67.8	58.4	64.0	Severe
162	SFR	2	170	55	No	No	Yes	No	Yes	No	No	Yes	8	Yes	49.2	50	50.4	120.0	120.0	170.0	170.0	0.4	4.0	-1.0	61.1	69.1	60.0	60.4	58.4	64.0	Moderate
163	SFR/MFR	2	95	55	No	No	Yes	No	Yes	No	No	Yes	8	Yes	49.8	35	35.5	60.0	60.1	95.0	95.0	0.5	5.0	-2.0	61.1	71.6	61.6	61.9	58.4	64.0	Moderate
164	SFR/MFR	2	180	55	No	No	No	No	Yes	No	No	Yes	8	Yes	0.0	30	30.6	150.0	150.0	180.0	180.0	0.6	6.0	-6.0	61.1	65.8	54.8	54.8	58.4	64.0	No
165	MFR	2	185	55	No	No	Yes	No	No	No	No	No	8		52.8	185	185.1		3.0	185.0	185.0	3.1	9.0	3.0	61.1	64.0	63.7	64.0	58.4	64.0	Severe
166	MFR	2	60	55	No	No	Yes	No	No	No	No	Yes	8		49.8	20	20.9	40.0	40.1	60.0	60.1	0.9	7.0	-4.0	61.1	68.6	61.6	61.9	58.4	64.0	Moderate
168	Mobile Homes	2	70	55	No	No	No	No	No	No	No	Yes	8		0.0	20	20.9	50.0	50.1	70.0	70.1	0.9	6.0	-6.0	61.1	64.9	58.9	58.9	58.4	64.0	Moderate
169	Motel	2	220	50	No	No	No	Yes	No	No	No	No	8		0.0									4.0	68.0	63.1	63.1	63.1	62.9	68.1	Moderate
170	SFR	2	305	55	No	No	Yes	No	No	No	No	Yes	4		50.8	20	20.1	285.0	285.0	305.0	305.0	0.1	2.0	1.0	58.7	61.9	59.5	60.1	57.1	62.8	Moderate
171	SFR	2	250	55	No	No	No	No	No	No	No	Yes	4		0.0	15	15.1	235.0	235.0	250.0	250.0	0.1	2.0	-2.0	58.7	59.4	57.4	57.4	57.1	62.8	Moderate
172	SFR	2	130	55	No	No	No	No	No	No	No	Yes	4		0.0	20	20.1	110.0	110.1	130.0	130.0	0.1	2.0	-2.0	58.7	62.2	60.2	60.2	57.1	62.8	Moderate
173	SFR	2	240	55	No	No	No	Yes	No	No	No	Yes	4		0.0	10	10.2	230.0	230.0	240.0	240.0	0.2	3.0	1.0	58.7	63.5	60.5	60.5	57.1	62.8	Moderate
174	SFR	2	140	55	No	No	No	Yes	No	No	No	Yes	4		0.0	20	20.1	120.0	120.1	140.0	140.0	0.2	3.0	1.0	68.0	65.9	62.9	62.9	62.9	68.1	No
175	SFR	2	240	55	No	No	No	Yes	No	No	No	Yes	4		0.0	10	10.2	230.0	230.3	240.0	240.1	0.4	4.0	0.0	58.7	63.5	59.5	59.5	57.1	62.8	Moderate
176	MFR	2	145	55	No	No	No	Yes	No	No	No	Yes	4		0.0	10	10.2	135.0	135.4	145.0	145.2	0.5	5.0	-1.0	58.7	65.7	60.7	60.7	57.1	62.8	Moderate
177	Thunderbird Villa	2	140	55	No	No	No	Yes	No	No	No	Yes	4		0.0	5	5.4	135.0	136.3	140.0	141.0	0.7	6.0	-2.0	57.4	65.9	59.9	59.9	56.4	62.2	Moderate
178	Thunderbird Villa	2	175	55	No	No	No	Yes	No	No	No	Yes	4		0.0	10	10.2	165.0	165.4	175.0	175.1	0.5	5.0	-1.0	57.4	64.9	59.9	59.9	56.4	62.2	Moderate
179	Thunderbird Villa	2	90	55	No	No	No	Yes	No	No	No	Yes	4		0.0	15	15.1	75.0	76.0	90.0	90.3	0.8	6.0	-2.0	57.4	67.8	61.8	61.8	56.4	62.2	Moderate
180	Thunderbird Villa	2	25	55	No	No	No	Yes	No	No	No	Yes	4		0.0	15	15.1	10.0	13.5	25.0	26.0	2.6	9.0	-5.0	57.4	73.4	64.4	64.4	56.4	62.2	Severe
181	Trinity Bible Church	3	20	35	No	No	Yes	No	No	No	No	No			76.6	20	20.10		29.00	20	33.60	15.50	12.00	3.00	75.3	76.9	65.9	76.9	70.0	78.4	Moderate
182	SFR	2	280	35	No	No	No	No	No	No	No	No			0.0					280.0			0.0	0.0	59.3	55.0	55.0	55.0	57.4	63.0	No

Mitigated LRT Noise Alternative 2

Cluster number	Receptor Description	FTA Receptor Category	Near Track Distance (feet)	Speed (mph)	Intervening First Row (-4.5 dBA)	Intervening Second Row (-1.5 dBA)	Embedded Track (+3 dBA)	Aerial (+4 dBA)	Crossover (+5 dBA)	Quacker (+1 dBA)	Wheal Squeal (+10 dBA)	Soundwall (Variable dBA)	Soundwall Height	Moveable Point Frog	Audible Warning Noise	Source horizontal distance to barrier (ft)	Source Distance to Top of Barrier (ft)	Reciever Horizontal Distance from barrier (ft)	Reciever Distance from top of Barrier (ft)	Sloped Horizontal Distance from Source to Reciever (ft)	Sloped Distance from Source to Reciever (ft)	Path Difference (ft)	Soundwall Adjustment (db)	Total Adjustment (dBA)	Existing Noise Exposure Cat 1 or 2 (Ldn), Cat 3 (Leq)	Unmitigated Nois e Level Cat 1 or 2 (Ldn), Cat 3 (Leq)	LRT Project Noise Exposure Cat 1 or 2 (Ldn), Cat 3 (Leq)	Combined Noise Exposure Cat 1 or 2 (Ldn), Cat 3 (Leq)	Noise Impact Criteria		Impact?
																													Moderate	Severe	
184	American Indian Bible Church	3	80	35	No	No	Yes	No	No	No	No	No			76.6	80	80.02		154.86	120	123.00	111.88	12.00	3.00	74.7	76.7	59.9	76.7	70.0	78.0	Moderate
185	SFR	2	210	25	No	No	No	No	Yes	No	No	Yes	8	Yes	0.0	9	10.8	201.0	201.0	210.0	210.0	1.8	8.0	-8.0	59.9	58.3	45.3	45.3	57.7	63.3	No
186	SFR	2	300	25	No	No	No	No	No	No	No	Yes			0.0	60	60.3	240.0	240.0	300.0	300.0	0.3	4.0	-4.0	59.3	51.7	47.7	47.7	57.4	63.0	No
187	SFR	2	220	20	No	No	No	No	Yes	No	No	No		Yes	0.0	220	220.1		3.0	220.0	220.0	3.1	9.0	0.0	59.9	56.1	51.1	51.1	57.7	63.3	No
188	SFR	2	220	25	No	No	Yes	No	No	Yes	No	No	8		52.8	220	220.1		3.0	220.0	220.0	3.1	9.0	4.0	60.3	58.4	57.1	58.4	58.0	63.5	Moderate
189	SFR	2	185	25	No	No	Yes	No	No	Yes	No	No			55.9								0.0	4.0	61.2	60.0	57.8	60.0	58.5	64.0	Moderate
190	SFR	2	95	55	No	No	Yes	No	No	Yes	No	No	8		66.7	95	95.2		3.0	95.0	143.1	-44.9	0.0	4.0	63.7	70.2	67.6	70.2	60.0	65.4	Severe
191	SFR	2	30	55	No	No	No	No	No	Yes	No	Yes	8		0.0	25	25.7	5.0	5.8	30.0	30.1	1.4	7.0	-6.0	64.0	69.6	62.6	62.6	60.2	65.6	Moderate
192	SFR	2	20	55	No	No	No	No	No	Yes	No	Yes	8		0.0	15	16.2	5.0	5.8	20.0	20.2	1.8	8.0	-7.0	64.0	71.3	63.3	63.3	60.2	65.6	Moderate
193	SFR	2	15	55	No	No	No	No	No	Yes	No	Yes	8		0.0	10	11.7	5.0	5.8	15.0	15.3	2.2	9.0	-8.0	64.0	72.6	63.6	63.6	60.2	65.6	Moderate
194	SFR	2	45	55	No	No	No	No	No	Yes	No	Yes	8		0.0	40	40.4	5.0	5.8	45.0	45.1	1.2	7.0	-6.0	64.0	67.8	60.8	60.8	60.2	65.6	Moderate
195	SFR	2	230	55	No	No	No	No	No	Yes	No	Yes	8		0.0	50	50.4	180.0	180.0	230.0	230.0	0.4	4.0	-3.0	64.0	60.7	56.7	56.7	60.2	65.6	No
196	SFR	2	45	55	No	No	No	No	No	Yes	No	Yes	8		0.0	40	40.4	5.0	5.8	45.0	45.1	1.2	7.0	-6.0	64.0	67.8	60.8	60.8	60.2	65.6	Moderate
197	SFR	2	15	55	No	No	No	No	No	Yes	No	Yes	8		0.0	10	11.7	5.0	5.8	15.0	15.3	2.2	9.0	-8.0	64.0	72.6	63.6	63.6	60.2	65.6	Moderate
198	SFR	2	290	55	No	No	No	No	No	No	No	Yes	8		0.0	10	11.7	280.0	280.0	290.0	290.0	1.7	8.0	-8.0	64.0	58.7	50.7	50.7	60.2	65.6	No
199	SFR	2	285	55	No	No	No	Yes	No	No	No	Yes	4		0.0	25	25.1	260.0	261.1	285.0	285.8	0.3	4.0	0.0	57.9	62.8	58.8	58.8	56.7	62.4	Moderate
200	SFR	2	15	55	No	No	No	Yes	No	No	No	Yes	4		0.0	5	5.4	10.0	30.7	15.0	30.9	5.2	10.0	-6.0	66.7	75.6	65.6	65.6	62.0	67.3	Moderate
201	SFR	2	65	55	No	No	No	Yes	No	No	No	Yes	4		0.0	25	25.1	40.0	49.4	65.0	70.4	4.1	10.0	-6.0	66.1	69.2	59.2	59.2	61.6	66.9	No
202	SFR	2	240	55	No	No	No	Yes	No	No	No	Yes	4		0.0	200	200.0	40.0	49.4	240.0	241.5	7.9	11.0	-7.0	58.9	63.5	52.5	52.5	57.2	62.9	No
203	SFR	2	190	20	No	No	No	Yes	No	No	Yes	No			0.0									4.0	50.3	65.8	55.8	55.8	53.5	59.7	Moderate
204	SFR	2	65	20	No	No	No	Yes	No	No	Yes	No			0.0									4.0	50.3	70.4	60.4	60.4	53.5	59.7	Severe
205	SFR	2	280	20	No	No	No	Yes	No	No	Yes	Yes	4		0.0	10	10.2	270.0	271.6	280.0	281.3	0.5	5.0	-1.0	59.9	64.1	49.1	49.1	57.7	63.3	No
206	SFR	2	15	20	No	No	No	Yes	No	No	Yes	Yes	4		0.0	5	5.4	10.0	30.7	15.0	30.9	5.2	10.0	-6.0	65.1	76.8	56.8	56.8	60.9	66.3	No
207	SFR	2	75	20	No	No	No	Yes	No	No	Yes	Yes	4		0.0	20	20.1	55.0	62.2	75.0	79.7	2.6	9.0	-5.0	58.7	69.8	50.8	50.8	57.1	62.8	No
208	SFR	2	170	20	No	No	No	Yes	No	No	Yes	Yes	4		0.0	10	10.2	160.0	162.6	170.0	172.1	0.7	6.0	-2.0	64.6	66.3	50.3	50.3	60.6	66.0	No
209	SFR	2	290	35	No	No	No	Yes	No	No	Yes	Yes	4		0.0	25	25.1	265.0	266.6	290.0	291.3	0.4	5.0	-1.0	67.5	68.8	53.8	53.8	62.5	67.8	No
210	SFR	2	80	35	No	No	No	Yes	No	No	Yes	Yes	4		0.0	25	25.1	55.0	62.2	80.0	84.4	2.8	9.0	-5.0	60.6	74.4	55.4	55.4	58.1	63.7	No
211	SFR	2	260	20	No	No	No	Yes	No	No	No	Yes	4		0.0	10	10.2	250.0	251.7	260.0	261.4	0.5	5.0	-1.0	58.6	54.4	49.4	49.4	57.0	62.7	No
212	SFR	2	140	20	No	No	No	Yes	No	No	No	Yes	4		0.0	-10	10.2	150.0	152.8	140.0	142.6	20.4	12.0	-8.0	60.1	57.1	45.1	45.1	57.8	63.4	No
213	SFR	2	55	20	No	No	No	Yes	No	No	No	Yes	4		0.0	-10	10.2	65.0	71.2	55.0	61.3	20.1	12.0	-8.0	65.2	61.2	49.2	49.2	61.0	66.3	No
214	MFR	2	335	45	No	No	No	Yes	No	No	No	Yes	4		0.0	15	15.1	320.0	321.3	335.0	336.1	0.4	4.0	0.0	51.7	60.4	56.4	56.4	53.9	60.0	Moderate
215	SFR	2	100	55	No	No	No	Yes	No	No	No	Yes	4		0.0	20	20.1	80.0	85.1	100.0	103.6	1.6	8.0	-4.0	58.0	67.4	59.4	59.4	56.7	62.4	Moderate
216	SFR	2	70	55	No	No	No	Yes	No	No	No	Yes	4		0.0	20	20.1	50.0	57.8	70.0	75.0	2.9	9.0	-5.0	58.0	68.9	59.9	59.9	56.7	62.4	Moderate
217	SFR	2	100	55	No	No	No	Yes	No	No	No	Yes	4		0.0	20	20.1	80.0	83.5	100.0	102.4	1.2	7.0	-3.0	58.0	67.4	60.4	60.4	56.7	62.4	Moderate
218	SFR	2	75	55	No	No	No	Yes	No	No	No	Yes	4		0.0	15	15.1	60.0	64.6	75.0	78.2	1.6	8.0	-4.0	58.0	68.6	60.6	60.6	56.7	62.4	Moderate
219	SFR	2	120	65	No	No	No	Yes	No	No	No	Yes	4		0.0	5	5.4	115.0	116.6	120.0	121.2	0.7	6.0	-2.0	58.0	68.0	62.0	62.0	56.7	62.4	Moderate
220	SFR	2	130	65	No	No	No	Yes	No	No	No	Yes	4		0.0	15	15.1	115.0	118.6	130.0	132.8	1.0	7.0	-3.0	58.0	67.7	60.7	60.7	56.7	62.4	Moderate
221	Paramount High School	3	85	65	No	No	No	Yes	No	No	No	Yes	4		0.0	10	10.20	75	80.41	85	89.19	1.42	8.00	-4.00	53.7	66.0	58.0	58.0	59.7	65.7	No
222	SFR	2	130	65	No	No	No	Yes	No	No	No	Yes	4		0.0	10	10.2	120.0	122.4	130.0	131.8	0.7	6.0	-2.0	51.7	67.7	61.7	61.7	53.9	60.0	Severe
223	SFR	2	135	65	No	No	No	Yes	No	No	No	Yes	4	Yes	0.0	15	15.1	120.0	120.1	135.0	135.0	0.2	3.0	-4.0	51.7	67.5	59.5	59.5	53.9	60.0	Moderate
224	SFR	2	135	65	No	No	Yes	No	No	No	No	Yes	8		48.4	15	16.2	120.0	120.0	135.0	135.0	1.2	7.0	-4.0	51.7	66.6	59.5	59.8	53.9	60.0	Moderate
225	SFR	2	220	65	No	No	No	No	No	No	No	No	8		0.0	105	105.2	115.0	115.0	220.0	220.0	0.2	3.0	0.0	51.7	61.4	61.4	61.4	53.9	60.0	Severe
226	SFR	2	125	65	No	No	Yes	No	No	No	No	No	8		56.8	10	11.7	115.0	115.0	125.0	125.0	1.7	8.0	3.0	51.7	67.2	66.8	67.2	53.9	60.0	Severe
227	SFR	2	20	65	No	No	Yes	No	Yes	No	No	Yes	8	Yes	64.0	5	7.8	15.0	15.3	20.0	20.2	2.9	9.0	-6.0	51.7	79.9	65.8	68.0	53.9	60.0	Severe
228	SFR	2	200	65	No	No	No	No	Yes	No	No	Yes	8	Yes	0.0	30	30.6	170.0	170.0	200.0	200.0	0.6	6.0	-6.0	51.7	66.8	55.8	55.8	53.9	60.0	Moderate
229	SFR	2	100	65	No	No	No	No	Yes	No	No	Yes	8	Yes	0.0	25	25.7	75.0	75.1	100.0	100.0	0.7	6.0	-6.0	51.7	69.8	58.8	58.8	53.9	60.0	Moderate
230	SFR	2	30	65	No	No	No	No	Yes	No	No	Yes	8	Yes	0.0	15	16.2	15.0	15.3	30.0	30.1	1.3	7.0	-7.0	51.7	75.0	63.0	63.0	53.9	60.0	Severe
231	SFR	2	60	65	No	No	Yes	No	No	No	No	Yes	8		60.2	45	45.4	15.0	15.3	60.0	60.1	0.6	6.0	-3.0	51.7	70.4	64.0	65.5	53.9	60.0	Severe
232	SFR	2	115	65	No	No	Yes	No	No	No	No	No	8		58.0	115	115.2		3.0	115.0	115.0	3.1	9.0	3.0	51.7	67.7	67.2	67.7	53.9	60.0	Severe
233	SFR/MFR	2	210	65	No	No	No	No	No	No	No	No	8		0.0	210	210.1		3.0	210.0	210.0	3.1	9.0	0.0	51.7	61.6	61.6	61.6	53.9	60.0	Severe
234	Mobile Homes	2	160	65	Yes	No	No	No	No	No	No	Yes	8		0.0	20	20.9	140.0	140.0	160.0	160.0	0.9	6.0	-10.5	52.0	58.3	52.3	52.3	54.1	60.1	No
235	Mobile Homes	2	60	65	No	No	No	No	No	No	No	Yes	8		0.0	10	11.7	50.0	50.1	60.0	60.1	1.7	8.0	-8.0	52.0	67.0	59.0	59.0	54.1	60.1	Moderate
236	SFR	2	100	65	No	No	No	No	No	No	No	Yes	8		0.0	10	11.7	90.0	90.0	100.0	100.0	1.7	8.0	-8.0	52.0	64.8	56.8	56.8	54.1	60.1	Moderate
237	SFR	2	160	65	No	No	No	No	No	No	No	Yes	8		0.0	10	11.7	150.0	150.0	160.0	160.0	1.7	8.0	-8.0	52.0	62.8	54.8	54.8	54.1	60.1	Moderate
238	SFR	2	95	65	Yes	No	No	No	No	No	No	Yes	8		0.0	15	16.2	80.0	80.1	95.0	95.0	1.2	7.0	-11.5	52.0	60.5	53.5	53.5	54.1	60.1	No
239	SFR	2	170	65	No	No	No	No	No	No	No	Yes	8		0.0	20	20.9	150.0	150.0	170.0	170.0	0.9	6.0	-6.0	48.1	62.5	56.5	56.5	52.8	59.2	Moderate
240	SFR	2	90	65	No	No	No	No	No	No	No	Yes	8		0.0	30	30.6	60.0	60.1	90.0	90.0	0.6	6.0	-6.0	48.1	65.3	59.3	59.3	52.8	59.2	Severe
241	SFR	2	155	65	No	No	No	No	No	No	No	Yes	8		0.0	15	16.2	140.0	140.0	155.0	155.0	1.2	7.0	-7.0	52.0	62.9	55.9	55.9	54.1	60.1	Moderate
242	SFR	2	215	65	No	No	No	No	No	No	No	Yes	8		0.0	10	11.7	205.0	205.0	215.0	215.0	1.7	8.0	-8.0	52.0	61.5	53.5	53.5	54.1	60.1	No
243	SFR	2	60	65	No	No	No	No	No	No	No	Yes	8		0.0	10	11.7	50.0	50.1	60.0	60.1	1.7	8.0	-8.0	52.0	67.0	59.0	59.0	54.1	60.1	Moderate
245	MFR	2	70	65	No	No	No	No	No	No	No	No	8		0.0	10	11.7	60.0	63.9	70.0	75.4	0.2	3.0	0.0	51.2	66.4	66.4	66.4	53.8	59.9	Severe
246	MFR	2	65	65	No	No	Yes	No	No	No	No	No	8		64.8	10	11.7	55.0	59.2	65.0	70.8	0.1	2.0	3.0	51.2	70.9	69.7	70.9	53.8	59.9	Severe
247	SFR	2	95	65	No	No	Yes	No	No	No	No	No	8		55.3	35	35.5	60.0	60.1	95.0	95.0	0.5	5.0	3.0	51.2	68.2	68.0	68.2	53.8	59.9	Severe
248	MFR	2	170	65	No	No	No	No	No	No	No	Yes	8		0.0	40	40.4	130.0	130.0	170.0	170.0	0.5	5.0	-5.0	51.2	62.5	57.5	57.5	53.8	59.9	Moderate
249	SFR	2	165	55	No	No	Yes	No	No	No	No	No	8		54.4	55	55.3	110.0	110.0	165.0	165.0	0.3	4.0	3.0	59.5	64.6	64.2	64.6	57.5	63.1	Severe
251	SFR	2	85	55	No	No	Yes	No	No	No	No	No	8		55.9	45	45.4	40.0	40.1	85.0	85.1	0.5	5.0	3.0	59.5	67.4	67.1	67.4	57.5	63.1	Severe
252	Door Christian Fellowship Church	3	150	55	No	No	Yes	No	No	No	No	No			61.0								0.00	3.00	61.5	64.0	61.0	64.0	63.6	69.2	Moderate
253	SFR	2	100	45	No	No	Yes	No	No	No	No	No	8		57.6	25	25.7	75.0	75.1	100.0	100.0	0.7	6.0	3.0	59.5	65.4	64.6	65.4	57.5	63.1	Severe
254	SFR	2	100	45	No	No	No	No	Yes	No	No	Yes	8	Yes	0.0	60	60.3	40.0	40.1	100.0	100.0	0.4	4.0	-4.0	59.5	66.6	57.6	57.6	57.5	63.1	Moderate
255	Aztec Mobile Hor	2	35	35	No	No	No	No	Yes	No	No	Yes	8	Yes	0.0	10	11.7	25.0	25.2	35.0	35.1	1.7	8.0	-8.0	59.5	69.0	56.0	56.0	57.5	63.1	No
259	SFR	2	100	35	No	No	No	No	No	No	No	Yes	8		0.0	55	55.3	45.0	45.1	100.0	100.0	0.4	4.0	-4.0	59.5	59.4	55.4	55.4	57.5	63.1	No
261	SFR/MFR	2	90	20	No	No	Yes	No	No	Yes	No	No			64.8									4.0	59.5	65.8	59.0	65.8	57.5	63.1	Severe
264	MFR	2	160	20	No	No	Yes	No	No	Yes	No	No			51.5									4.0	59.5	57.7	56.5	57.7	57.5	63.1	Moderate
266	Los Angeles County Fire Museum	3	110	25	No	No	No	No	No	Yes	No	No			61.0								0.00	1.00	58	61.7	53.6	61.7	61.7	67.4	Moderate
267	MFR	2	30	45	No	No	Yes	No	No	No	No	No	8		49.8	20	20.9	10.0	24.2	30.0	41.0	4.0	10.0	3.0	56.0	69.9	69.8	69.9	55.7	61.6	Severe
268	MFR	2	50	55	No	No	No	No	No	No	No	No	8		0.0	20	20.9	30.0	30.1	50.0	50.1	0.9	7.0	0.0	56.0	66.4	66.4	66.4	55.7	61.6	Severe
270	MFR	2	140	65	No	No	No	No	No	No	No	Yes	8		0.0	20	20.9	120.0	120.0	140.0	140.0	0.9	6.0	-6.0	56.0	63.3	57.3	57.3	55.7	61.6	Moderate
271	MFR	2	130	65	No	No	No	No	No	No	No	Yes	8		0.0	60	60.3	70.0	70.1	130.0	130.0	0.3	4.0	-4.0	56.0	63.7	59.7	59.7	55.7	61.6	Moderate
272	Bristol Civic Auditorium	3	70	65	No	No	No	Yes	No	No	No	Yes	8		0.0	10	11.66	60	60.07	70	70.06	1.67	8.00	-4.00	58	66.8	58.8	58.8	61.7	67.4	No
273	Bellflower Health Center	3	120	65	No	No	No	Yes	No	No	No	Yes	4		0.0	20	20.10	100	100.40	120	120.20	0.30	4.00	0.00	58	64.5	60.5	60.5	61.7	67.4	No
274	SFR	2	125	65	No	No	No	Yes	No	No	No	Yes	4		0.0	5	5.4	120.0	120.1	125.0	125.0	0.4	5.0	-1.0	56.0	67.8	62.8	62.8	55.7	61.6	Severe
275	MFR	2	295	65	No	No	No	Yes	No	No	No	Yes	4		0.0	25	25.1	270.0	270.1	295.0	295.1	0.1	2.0	2.0	56.0	64.1	62.1	62.1	55.7	61.6	Severe
276	MFR	2	220	65	No	No	Yes	Yes	No	No	No	Yes	4		0.0	10	10.2	210.0	212.0	220.0	221.7	0.5	5.0	2.0	69.4	68.4	63.4	63.4	63.9	69.1	No
277	SFR	2	130	65	Yes	No	Yes	Yes	No	No	No	Yes	4		0.0	30	30.1	100.0	104.1	130.0	132.8	1.4	7.0	-4.5	69.4	66.2	59.2	59.2	63.9	69.1	No
278	SFR/MFR	2	60	65	No	No	Yes	Yes	No	No	No	Yes	4		0.0	10	10.2	50.0	57.8	60.0	65.8	2.2	9.0	-2.0	69.4	74.0	65.0	65.0	63.9	69.1	Moderate
279	SFR	2	245	65	No	No	Yes	Yes	No	No	No	Yes	4		0.0	5	5.4	240.0	241.7	245.0	246.5	0.6	6.0	1.0	69.4	67.9	61.9	61.9	63.9	69.1	No
281	MFR	2	235	65	No	No	Yes	Yes	No	No	No	Yes	4		0.0	85	85.0	150.0	151.2	235.0	235.6	0.6	6.0	1.0	69.4	68.1	62.1	62.1	63.9	69.1	No
282	MFR	2	205	65	No	No	Yes	Yes	No	No	No	Yes	4		0.0	15	15.1	190.0	190.9	205.0	205.7	0.4	4.0	3.0	69.4	68.7	64.7	64.7	63.9	69.1	Moderate
283	SFR	2	110	65	No	No	Yes	Yes	No	No	No	Yes	4		0.0	25	25.1	85.0	85.5	110.0	110.2	0.3	4.0	3.0	57.7	71.4	67.4	67.4	56.6	62.3	Severe
284	SFR	2	175	65	No	No	No	Yes	No	No	No	Yes	4		0.0	15	15.1	160.0	160.3	175.0	175.1	0.2	3.0	1.0	57.7	66.4	63.4	63.4	56.6	62.3	Severe
285	SFR	2	185	65	No	No	No	Yes	Yes	No	No	Yes	8	Yes	0.0	40	40.4	145.0	145.0	185.0	185.0	0.5	5.0	-1.0	57.7	71.1	61.1	61.1	56.6	62.3	Moderate
286	Bel Tooren Villa C	2	120	65	No	No	No	Yes	No	No	No	Yes	4		0.0	15	15.1	105.0	108.9	120.0	123.0	1.1	7.0	-3.0	69.4	68.0	61.0	61.0	63.9	69.1	No
287	SFR	2	50	65	No	No	No	Yes	No	No	No	Yes	4		0.0	20	20.1	30.0	31.3	50.0	50.5	0.9	7.0	-3.0	57.7	71.8	64.8	64.8	56.6	62.3	Severe
288	SFR	2	220	65	No	No	No	Yes	No	No	No	Yes	4		0.0	10	10.2	210.0	210.2	220.0	220.1	0.3	4.0	0.0	57.7	65.4	61.4	61.4	56.6	62.3	Moderate
289	SFR	2	200	65	No	No	No	Yes	Yes	No	No	Yes	8	Yes	0.0	10	11.7	190.0	190.0	200.0	200.0	1.7	8.0	-4.0	57.7	70.8	57.8	57.8	56.6	62.3	Moderate
290	SFR	2	45	65	No	No	No	No	Yes	No	No	Yes	8	Yes	0.0	5	7.8	40.0	40.1	45.0	45.1	2.8	9.0	-9.0	57.7	73.3	59.3	59.3	56.6	62.3	Moderate
291	SFR	2	100	65	No	No	No	No	Yes	No	No	Yes	8	Yes	0.0	20	20.9	80.0	80.1	100.0	100.0	0.9	6.0	-6.0	57.7	69.8	58.8	58.8	56.6	62.3	Moderate
292	SFR	2	160	65	Yes	No	No	No	Yes	No	No	Yes	8	Yes	0.0	60	60.3	100.0	100.0	160.0	160.0	0.3	4.0	-8.5	57.7	63.3	54.3	54.3	56.6	62.3	No
293	SFR	2	230	65	No	No	No	No	Yes	No	No	Yes	8	Yes	0.0	70	70.3	160.0	160.0	230.0	230.0	0.3	4.0	-4.0	57.7	66.2	57.2	57.2	56.6	62.3	Moderate
294	SFR	2	65	65	No	No	No	No	Yes	No	No	Yes	8	Yes	0.0	35	35.5	30.0	30.1	65.0	65.1	0.6	5.0	-5.0	57.7	71.7	61.7	61.7	56.6	62.3	Moderate
295	SFR	2	160	65	No	No	No	No	No	No	No	Yes	8		0.0	10	11.7	150.0	150.0	160.0	160.0	1.7	8.0	-8.0	57.7	62.8	54.8	54.8	56.6	62.3	No
296	SFR	2	150	65	Yes	No	No	No	Yes	No	No	Yes	8	Yes	0.0	55	55.3	95.0	95.0	150.0	150.0	0.3	4.0	-8.5	57.7	63.5	54.5	54.5	56.6	62.3	No
297	SFR	2	60	65	No	No	No	No	Yes	No	No	Yes	8	Yes	0.0	55	55.3	5.0	5.8	60.0	60.1	1.1	7.0	-7.0	57.7	72.0	60.0	60.0	56.6	62.3	Moderate
298	SFR	2	95	65	No	No	No	No	No	No	No	Yes	4		0.0	15	15.1	80.0	80.2	95.0	95.0	0.2	3.0	-3.0	57.7	65.0	62.0	62.0	56.6	62.3	Moderate
299	SFR	2	150	65	No	No	No	No	No	No	No	Yes	4		0.0	10	10.2	140.0	140.1	150.0	150.0	0.3	4.0	-4.0	57.7	63.0	59.0	59.0	56.6	62.3	Moderate
300	SFR	2	80	65	No	No	No	No	No	No	No	Yes	4		0.0	15	15.1	65.0	65.2	80.0	80.1	0.3	4.0	-4.0	57.7	65.8	61.8	61.8	56.6	62.3	Moderate
301	SFR	2	75	65	No	No	No	No	No	No	No	Yes	4		0.0	15	15.1	60.0	60.2	75.0	75.1	0.3	4.0	-4.0	57.7	66.1	62.1	62.1	56.6	62.3	Moderate
303	Rio Hondo Metal	3	160	65	No	No	Yes	No	No	No	No	No			58.4								0.00	3.00	61.4	63.7	62.2	63.7	63.6	69.1	Moderate
306	SFR	2	210	65	No	No	No	Yes	No	No	No	Yes	8		0.0	10	11.7	200.0	200.0	210.0	210.0	1.7	8.0	-4.0	51.2	65.6	57.6	57.6	53.8	59.9	Moderate
307	SFR	2	50	65	No	No	No	Yes	No	No	No	Yes	8		0.0	15	16.2	35.0	35.1	50.0	50.1	1.2	7.0	-3.0	51.2	71.8	64.8	64.8	53.8	59.9	Severe
308	SFR	2	210	65	No	No	No	Yes	No	No	No	Yes	4		0.0	10	10.2	200.0	201.4	210.0	211.1	0.5	5.0	-1.0	51.2	65.6	60.6	60.6	53.8	59.9	Severe
309	SFR	2	50	65	No	No	No	Yes	No	No	No	Yes	4		0.0	20	20.1	30.0	38.4	50.0	54.6	3.9	10.0	-6.0	51.2	71.8	61.8	61.8	53.8	59.9	Severe
310	SFR	2	50	65	No	No	No	Yes	No	No	No	Yes	4		0.0	15	15.1	35.0	45.5	50.0	56.8	3.8	10.0	-6.0	51.2	71.8	61.8	61.8	53.8	59.9	Severe
311	SFR	2	140	65	No	No	No	Yes	No	No	No	Yes	4		0.0	15	15.1	125.0	128.3	140.0	142.6	0.9	6.0	-2.0	51.2	67.3	61.3	61.3	53.8	59.9	Severe
312	SFR	2	50	65	No	No	No	Yes	No	No	No	Yes	4		0.0	10	10.2	40.0	49.4	50.0	56.8	2.8	9.0	-5.0	51.2	71.8	62.8	62.8	53.8	59.9	Severe
313	SFR	2	175	65	No	No	No	Yes	No	No	No	Yes	4		0.0	10	10.2	165.0	167.5	175.0	177.1	0.7	6.0	-2.0	51.2	66.4	60.4	60.4	53.8	59.9	Severe
314	SFR	2	70	65	No	No	No	Yes	No	No	No	Yes	4		0.0	35	35.1	35.0	45.5	70.0	75.0	5.5	11.0	-7.0	51.2	70.4	59.4	59.4	53.8	59.9	Moderate
315	SFR	2	40	65	No	No	No	Yes	No	No	No	Yes	4		0.0	10	10.2	30.0	41.7	40.0	48.3	3.7	10.0	-11.0	51.2	72.8	57.8	57.8	53.8	59.9	Moderate
316	SFR	2	130	65	Yes	No	No	Yes	No	No	No	Yes	4		0.0	20	20.1	110.0	113.8	130.0	132.8	1.1	7.0	-12.5	51.2	63.2	51.2	51.2	53.8	59.9	No
317	SFR	2	220	65	No	No	No	Yes	No	No	No	Yes	4		0.0	20	20.1	200.0	202.1	220.0	221.7	0.5	5.0	-6.0	51.2	65.4	55.4	55.4	53.8	59.9	Moderate

Mitigated LRT Noise Alternative 2

Cluster number	Receptor Description	FTA Receptor Category	Near Track Distance (feet)	Speed (mph)	Intervening First Row (-4.5 dBA)	Intervening Second Row (-1.5 dBA)	Embedded Track (+3 dBA)	Aerial (+4 dBA)	Crossover (+5 dBA)	Quacker (+1 dBA)	Wheal Squeal (+10 dBA)	Soundwall (Variable dBA)	Soundwall Height	Moveable Point Frog	Audible Warning Noise	Source horizontal distance to barrier (ft)	Source Distance to Top of Barrier (ft)	Reciever Horizontal Distance from barrier (ft)	Reciever Distance from top of Barrier (ft)	Sloped Horizontal Distance from Source to Reciever (ft)	Sloped Distance from Source to Reciever (ft)	Path Difference (ft)	Soundwall Adjustment (db)	Total Adjustment (dBA)	Existing Noise Exposure Cat 1 or 2 (Ldn), Cat 3 (Leq)	Unmitigated Nois e Level Cat 1 or 2 (Ldn), Cat 3 (Leq)	LRT Project Noise Exposure Cat 1 or 2 (Ldn), Cat 3 (Leq)	Combined Noise Exposure Cat 1 or 2 (Ldn), Cat 3 (Leq)	Noise Impact Criteria		
																													Moderate	Severe	Impact?
318	SFR	2	110	65	No	No	No	Yes	No	No	No	Yes	4		0.0	25	25.1	85.0	87.1	110.0	111.3	0.9	6.0	-7.0	51.2	68.4	57.4	57.4	53.8	59.9	Moderate
319	SFR	2	50	65	No	No	No	Yes	No	No	No	Yes	4		0.0	15	15.1	35.0	39.8	50.0	52.8	2.1	8.0	-9.0	51.2	71.8	58.8	58.8	53.8	59.9	Moderate
320	SFR	2	110	65	Yes	No	No	Yes	No	No	No	Yes	4		0.0	10	10.2	100.0	101.8	110.0	111.3	0.7	6.0	-11.5	51.2	63.9	52.9	52.9	53.8	59.9	No
321	SFR	2	210	65	No	No	No	Yes	No	No	No	Yes	4		0.0	10	10.2	200.0	200.2	210.0	210.1	0.3	4.0	0.0	48.0	65.6	61.6	61.6	52.7	59.2	Severe
322	SFR	2	40	65	No	No	Yes	Yes	No	No	No	Yes	4		51.5	5	5.4	35.0	36.1	40.0	40.6	0.9	6.0	1.0	48.0	75.8	69.8	69.8	52.7	59.2	Severe
323	SFR	2	45	65	No	No	No	Yes	No	No	No	Yes	4		0.0	10	10.2	35.0	39.8	45.0	48.1	1.9	8.0	-4.0	48.0	72.3	64.3	64.3	52.7	59.2	Severe
324	SFR	2	200	65	No	No	No	Yes	No	No	No	Yes	4		0.0	10	10.2	190.0	190.9	200.0	200.7	0.4	5.0	-1.0	48.0	65.8	60.8	60.8	52.7	59.2	Severe
325	SFR	2	140	65	No	No	No	Yes	No	No	No	Yes	4		0.0	60	60.0	80.0	80.5	140.0	140.2	0.4	4.0	0.0	48.0	67.3	63.3	63.3	52.7	59.2	Severe
326	SFR	2	50	65	No	No	Yes	Yes	No	No	No	Yes	4		56.5	10	10.2	40.0	40.4	50.0	50.2	0.5	5.0	2.0	48.0	74.9	69.8	70.0	52.7	59.2	Severe
327	MFR	2	210	65	No	No	Yes	Yes	No	No	No	No	8		46.7	50	50.4	160.0	160.0	210.0	210.0	0.4	4.0	3.0	48.0	64.6	64.6	64.6	52.7	59.2	Severe
328	SFR, MFR	2	45	45	No	No	Yes	No	Yes	No	No	Yes	8	Yes	63.1	15	16.2	30.0	30.1	45.0	45.1	1.2	7.0	-4.0	48.0	73.5	61.1	65.2	52.7	59.2	Severe
329	SFR	2	190	55	No	No	No	No	No	No	No	Yes	8		0.0	30	30.6	160.0	160.0	190.0	190.0	0.6	6.0	-6.0	48.0	60.6	54.6	54.6	52.7	59.2	Moderate
330	SFR	2	180	45	Yes	No	No	No	Yes	No	No	Yes	8	Yes	0.0	25	25.7	155.0	155.0	180.0	180.0	0.7	6.0	-10.5	48.0	59.6	48.6	48.6	52.7	59.2	No
331	MFR, SFR	2	35	35	No	No	Yes	No	Yes	No	No	Yes	8	Yes	0.0	20	20.9	15.0	15.3	35.0	35.1	1.0	7.0	-4.0	48.0	72.0	60.0	60.0	52.7	59.2	Severe
332	Artesia Historical	3	45	35	No	No	No	No	Yes	No	No	Yes	8	Yes	0.0	25	25.71	20	20.22	45	45.10	0.83	6.00	-6.00	50	64.4	53.4	53.4	58.4	64.6	No
333	SFR	2	175	55	Yes	No	Yes	No	No	No	No	No	8		0.0	45	45.4	130.0	130.0	175.0	175.0	0.4	5.0	3.5	48.0	59.4	64.4	59.4	52.7	59.2	Severe
334	SFR	2	40	45	No	No	Yes	No	Yes	No	No	Yes	8	Yes	64.8	10	11.7	30.0	30.1	40.0	40.1	1.7	8.0	-5.0	48.0	74.1	60.6	66.2	52.7	59.2	Severe
335	SFR, MFR	2	200	45	No	No	No	No	No	No	No	No	8		0.0	40	40.4	160.0	160.0	200.0	200.0	0.5	5.0	0.0	48.0	58.6	58.6	58.6	52.7	59.2	Moderate
336	SFR	2	180	35	No	No	No	No	Yes	No	No	Yes	8	Yes	0.0	10	11.7	170.0	170.0	180.0	180.0	1.7	8.0	-8.0	48.0	61.9	48.9	48.9	52.7	59.2	No
337	Wan Yuen Templ	3	55	35	No	No	Yes	No	Yes	No	No	Yes	8	Yes	0.0	15	16.16	40	40.11	55	55.08	1.19	7.00	-4.00	50	66.5	54.5	54.5	58.4	64.6	No
338	SFR, MFR	2	160	35	No	No	No	No	Yes	Yes	No	Yes	8	Yes	0.0	10	11.7	150.0	150.0	160.0	160.0	1.7	8.0	-7.0	48.0	63.4	50.4	50.4	52.7	59.2	No
339	SFR, MFR	2	90	35	No	No	Yes	No	Yes	Yes	No	Yes	8	Yes	0.0	30	30.6	60.0	60.1	90.0	90.0	0.6	6.0	-2.0	48.0	68.9	57.9	57.9	52.7	59.2	Moderate
340	SFR	2	200	20	No	No	No	No	Yes	Yes	No	No		Yes												57.6	52.6	52.6	52.7	59.2	No
341	SFR	2	110	20	No	No	Yes	No	Yes	Yes	No	No	8	Yes	0.0	60	60.3	50.0	50.1	110.0	110.0	0.3	4.0	4.0	48.0	63.2	58.1	58.2	52.7	59.2	Moderate
342	SFR	2	80	20	No	No	Yes	No	Yes	Yes	No	No	8	Yes	0.0	20	20.9	60.0	60.1	80.0	80.1	0.9	6.0	4.0	48.0	64.5	59.5	59.5	52.7	59.2	Severe
343	SFR	2	200	20	No	No	No	No	Yes	Yes	No	No		Yes												57.6	52.6	52.6	52.7	59.2	No
344	SFR	2	40	15	No	No	Yes	No	Yes	No	No	Yes	8	Yes	0.0	35	35.5	5.0	5.8	40.0	40.1	1.2	7.0	-4.0	52.0	64.0	52.0	52.0	54.1	60.1	No
346	SFR	2	40	15	No	No	No	No	Yes	No	No	Yes	8	Yes	0.0	35	35.5	5.0	5.8	40.0	40.1	1.2	7.0	-7.0	52.0	61.0	49.0	49.0	54.1	60.1	No
347	SFR	2	45	15	No	No	No	No	No	No	No	Yes	8		0.0	40	40.4	5.0	5.8	45.0	45.1	1.2	7.0	-7.0	52.0	55.5	48.5	48.5	54.1	60.1	No

LRT Noise Alternative 3

Cluster Number	Receptor Description	FTA Receptor Category	Near Track Distance (feet)	Speed (mph)	Intervening First Row (-4.5 dBA)	Intervening Second Row (-1.5 dBA)	Embedded Track (+3 dBA)	Aerial (+4 dBA)	Crossover (+5 dBA)	Quacker (+1 dBA)	Wheel Squeal (+10 dBA)	Total Adjustment (dBA)	Existing Noise Exposure Cat 1 or 2 (Ldn), Cat 3 (Leq)	Audible Warning Noise	Project Noise Exposure Cat 1 or 2 (Ldn), Cat 3 (Leq)	Combined Noise Exposure Cat 1 or 2 (Ldn), Cat 3 (Leq)	Noise Impact Criteria		Impact?
																	Moderate	Severe	
33	MFR	2	270	15	No	No	No	Yes	No	No	No	4	70.5	0.0	51.8	51.8	64.7	69.8	No
34	MFR	2	215	15	No	No	No	Yes	No	No	No	4	70.5	0.0	52.7	52.7	64.7	69.8	No
35	SFR/MFR	2	220	15	No	No	No	Yes	No	No	No	4	70.5	0.0	52.6	52.6	64.7	69.8	No
36	SFR/MFR	2	210	15	No	No	No	Yes	No	No	No	4	70.5	0.0	52.8	52.8	64.7	69.8	No
37	MFR	2	230	15	No	No	No	Yes	No	No	No	4	70.5	0.0	52.4	52.4	64.7	69.8	No
38	MFR	2	110	15	No	No	No	Yes	No	No	No	4	70.5	0.0	55.7	55.7	64.7	69.8	No
39	MFR	2	200	15	No	No	No	Yes	No	No	No	4	70.5	0.0	53.1	53.1	64.7	69.8	No
40	SFR	2	215	15	No	No	No	Yes	Yes	No	No	9	70.5	0.0	57.7	57.7	64.7	69.8	No
41	Greater Holy Saint John Baptist Church	3	260	15	No	No	No	Yes	Yes	No	No	9	72.5	0.0	53.3	53.3	70.0	76.3	No
42	SFR/MFR	2	100	15	No	No	No	Yes	Yes	No	No	9	70.5	0.0	61.1	61.1	64.7	69.8	No
43	SFR	2	40	15	No	No	No	Yes	Yes	Yes	No	10	70.5	0.0	66.0	66.0	64.7	69.8	Moderate
44	SFR	2	155	15	No	No	No	Yes	Yes	Yes	No	10	70.5	0.0	60.2	60.2	64.7	69.8	No
45	SFR	2	100	15	No	No	No	Yes	Yes	Yes	No	10	70.5	0.0	62.1	62.1	64.7	69.8	No
46	SFR	2	155	20	No	No	No	Yes	No	Yes	No	5	70.5	0.0	57.7	57.7	64.7	69.8	No
47	SFR	2	40	20	No	No	No	Yes	No	Yes	No	5	70.5	0.0	63.5	63.5	64.7	69.8	No
48	SFR	2	220	20	No	No	No	Yes	No	Yes	No	5	70.5	0.0	56.1	56.1	64.7	69.8	No
49	SFR	2	160	20	No	No	No	Yes	No	Yes	No	5	70.5	0.0	57.5	57.5	64.7	69.8	No
50	SFR/MFR	2	90	20	No	No	No	Yes	Yes	No	Yes	19	65.4	0.0	74.0	74.0	61.1	66.4	Severe
51	Lillian Street Elementary	3	100	35	No	No	No	Yes	Yes	No	No	9	67.4	0.0	64.9	64.9	67.5	72.7	No
52	SFR/MFR	2	230	35	No	No	Yes	No	No	No	No	3	68.0	51.5	58.8	59.6	62.9	68.1	No
53	SFR/MFR	2	130	35	No	No	No	No	No	No	No	0	68.0	0.0	58.3	58.3	62.9	68.1	No
54	SFR	2	70	35	No	No	Yes	No	No	No	No	3	68.0	53.7	64.0	64.4	62.9	68.1	Moderate
55	SFR	2	140	35	Yes	No	Yes	No	No	No	No	-1.5	68.0	51.4	56.5	57.6	62.9	68.1	No
56	SFR	2	60	35	No	No	Yes	No	No	No	No	3	68.0	63.2	64.6	67.0	62.9	68.1	Moderate
57	SFR/MFR	2	215	35	No	No	No	No	No	No	No	0	68.0	52.8	56.1	57.8	62.9	68.1	No
58	SFR/MFR	2	70	35	No	No	Yes	No	No	No	No	3	68.0	0.0	64.0	64.0	62.9	68.1	Moderate
59	SFR/MFR	2	230	35	No	No	No	No	No	No	No	0	68.0	53.7	55.8	57.9	62.9	68.1	No
60	SFR/MFR	2	50	35	No	No	Yes	No	No	No	No	3	68.0	0.0	65.4	65.4	62.9	68.1	Moderate
61	SFR	2	70	35	No	No	Yes	No	No	No	No	3	68.0	65.7	64.0	67.9	62.9	68.1	Moderate
62	Templo Asamblea De O	3	80	35	No	No	Yes	No	No	No	No	3	64.2	65.1	59.9	66.2	65.3	70.7	Moderate
63	SFR/MFR	2	235	35	No	No	No	No	No	No	No	0	68.0	0.0	55.7	55.7	62.9	68.1	No
64	SFR/MFR	2	210	25	No	No	Yes	No	No	Yes	No	4	68.0	51.9	57.3	58.4	62.9	68.1	No
65	SFR/MFR	2	70	25	No	No	No	No	No	Yes	No	1	68.0	52.8	59.1	60.0	62.9	68.1	No
66	SFR/MFR	2	70	20	No	No	Yes	No	No	Yes	No	4	68.0	56.5	60.1	61.7	62.9	68.1	No
67	UEI College	3	40	35	No	No	No	No	No	Yes	No	1	64.2	53.0	60.9	61.5	65.3	70.7	No
68	Huntington Park Iglesia Pentecostes	3	220	25	No	No	No	No	No	Yes	No	1	63.8	0.0	50.6	50.6	65.1	70.5	No
69	SFR/MFR	2	225	20	No	No	Yes	No	No	Yes	No	4	61.8	52.3	55.0	56.9	58.8	64.3	No
70	SFR/MFR	2	210	20	No	No	Yes	No	No	Yes	No	4	61.8	50.8	55.3	56.7	58.8	64.3	No
71	MFR	2	55	20	No	No	Yes	No	No	Yes	No	4	61.8	65.7	61.2	67.0	58.8	64.3	Severe
72	SFR/MFR	2	215	25	No	No	No	No	No	Yes	No	1	61.8	0.0	54.2	54.2	58.8	64.3	No
73	SFR/MFR	2	65	35	No	No	No	No	Yes	No	No	5	61.8	63.2	66.3	68.0	58.8	64.3	Severe
74	SFR/MFR	2	130	35	No	No	No	No	Yes	No	No	5	61.8	0.0	63.3	63.3	58.8	64.3	Moderate
75	MFR	2	100	35	Yes	No	No	No	Yes	No	No	0.5	61.8	0.0	59.9	59.9	58.8	64.3	Moderate
76	SFR/MFR	2	55	35	No	No	No	No	Yes	No	No	5	61.8	0.0	67.0	67.0	58.8	64.3	Severe
77	SFR/MFR	2	140	35	No	No	No	No	Yes	No	No	5	61.8	0.0	63.0	63.0	58.8	64.3	Moderate
78	SFR/MFR	2	110	35	Yes	No	Yes	No	Yes	No	No	3.5	61.8	54.3	62.5	63.1	58.8	64.3	Moderate
79	SFR/MFR	2	55	35	No	No	Yes	No	Yes	No	No	8	61.8	64.8	70.0	71.2	58.8	64.3	Severe
80	SFR/MFR	2	65	35	No	No	Yes	No	Yes	No	No	8	61.8	64.8	69.3	70.6	58.8	64.3	Severe
81	SFR	2	220	35	No	No	No	No	Yes	No	No	5	61.8	0.0	61.0	61.0	58.8	64.3	Moderate
82	SFR/MFR	2	230	35	No	No	Yes	No	No	No	No	3	61.8	51.9	58.8	59.6	58.8	64.3	Moderate
83	Huntington Park High School	3	50	35	No	No	Yes	No	No	No	No	3	63.8	63.5	61.9	65.8	65.1	70.5	Moderate
84	SFR/MFR	2	120	35	No	No	No	No	No	No	No	0	61.8	0.0	58.6	58.6	58.8	64.3	No
85	SFR/MFR	2	50	35	No	No	No	No	No	No	No	0	61.8	0.0	62.4	62.4	58.8	64.3	Moderate
86	SFR/MFR	2	65	35	No	No	Yes	No	No	No	No	3	61.8	64.8	64.3	67.6	58.8	64.3	Severe
87	SFR	2	235	35	No	No	No	No	No	No	No	0	61.8	0.0	55.7	55.7	58.8	64.3	No
88	SFR/MFR	2	70	35	No	No	Yes	No	No	No	No	3	61.8	61.9	64.0	66.1	58.8	64.3	Severe
89	SFR/MFR	2	45	35	No	No	No	No	No	No	No	0	63.1	0.0	62.9	62.9	59.6	65.1	Moderate
90	SFR	2	130	35	Yes	No	No	No	No	No	No	-4.5	63.1	0.0	53.8	53.8	59.6	65.1	No
91	SFR	2	150	35	Yes	No	No	No	No	No	No	-4.5	63.1	0.0	53.2	53.2	59.6	65.1	No
92	SFR/MFR	2	130	35	No	No	Yes	No	No	No	No	3	63.1	49.7	61.3	61.6	59.6	65.1	Moderate
93	SFR	2	50	35	No	No	Yes	No	No	No	No	3	63.1	61.9	65.4	67.0	59.6	65.1	Severe
94	SFR/MFR	2	75	35	No	No	Yes	No	No	No	No	3	63.1	55.3	63.7	64.3	59.6	65.1	Moderate
95	SFR/MFR	2	225	35	No	No	No	No	No	No	No	0	63.1	48.2	55.9	56.6	59.6	65.1	No
96	SFR	2	90	35	No	No	No	No	No	No	No	0	63.1	58.8	59.9	62.4	59.6	65.1	Moderate
97	SFR/MFR	2	275	35	No	No	No	No	No	No	No	0	63.1	0.0	55.0	55.0	59.6	65.1	No
98	SFR/MFR	2	100	35	No	No	Yes	No	No	No	No	3	63.1	54.7	62.4	63.1	59.6	65.1	Moderate
99	SFR/MFR	2	220	35	No	No	Yes	No	No	No	No	3	63.1	56.5	59.0	60.9	59.6	65.1	Moderate
100	San Antonio Elementary	3	145	55	No	No	Yes	No	No	No	No	3	65.1	58.5	61.2	63.1	65.9	71.3	No
101	SFR	2	250	55	No	No	No	No	No	No	No	0	63.1	0.0	59.4	59.4	59.6	65.1	No
102	SFR	2	120	55	No	No	No	No	No	No	No	0	63.1	0.0	62.6	62.6	59.6	65.1	Moderate
103	SFR	2	260	55	No	No	No	No	No	No	No	0	63.1	0.0	59.2	59.2	59.6	65.1	No
104	SFR	2	140	55	No	No	No	No	No	No	No	0	63.1	0.0	61.9	61.9	59.6	65.1	Moderate
105	SFR/MFR	2	135	55	No	No	No	Yes	No	No	Yes	14	63.1	0.0	76.0	76.0	59.6	65.1	Severe

LRT Noise Alternative 3

Cluster Number	Receptor Description	FTA Receptor Category	Near Track Distance (feet)	Speed (mph)	Intervening First Row (-4.5 dBA)	Intervening Second Row (-1.5 dBA)	Embedded Track (+3 dBA)	Aerial (+4 dBA)	Crossover (+5 dBA)	Quacker (+1 dBA)	Wheel Squeal (+10 dBA)	Total Adjustment (dBA)	Existing Noise Exposure Cat 1 or 2 (Ldn), Cat 3 (Leq)	Audible Warning Noise	Project Noise Exposure Cat 1 or 2 (Ldn), Cat 3 (Leq)	Combined Noise Exposure Cat 1 or 2 (Ldn), Cat 3 (Leq)	Noise Impact Criteria		Impact?
																	Moderate	Severe	
106	Elk's Lodge Community Center	3	290	55	No	No	Yes	No	No	No	No	3	68.8	54.3	58.2	59.7	68.5	73.7	No
107	SFR	2	130	55	No	No	Yes	No	No	No	No	3	66.8	58.8	65.2	66.1	62.0	67.3	Moderate
108	SFR	2	20	55	No	No	Yes	No	Yes	No	No	8	66.8	53.7	78.3	78.4	62.0	67.3	Severe
109	SFR	2	145	55	Yes	No	No	No	Yes	No	No	0.5	66.8	0.0	62.2	62.2	62.0	67.3	Moderate
110	SFR	2	220	55	No	No	No	No	Yes	No	No	5	66.8	0.0	64.9	64.9	62.0	67.3	Moderate
111	SFR	2	120	55	No	No	No	No	Yes	No	No	5	66.8	0.0	67.6	67.6	62.0	67.3	Severe
112	SFR/MFR	2	65	55	No	No	Yes	No	No	No	No	3	66.8	48.4	68.2	68.3	62.0	67.3	Severe
113	SFR/MFR	2	35	55	No	No	Yes	No	Yes	No	No	8	66.8	70.8	75.9	77.1	62.0	67.3	Severe
114	SFR	2	110	50	No	No	Yes	No	No	No	No	3	66.8	58.8	65.1	66.0	62.0	67.3	Moderate
115	SFR/MFR	2	270	50	No	No	Yes	No	No	No	No	3	66.8	51.5	61.2	61.7	62.0	67.3	No
116	SFR/MFR	2	25	50	No	No	Yes	No	No	No	No	3	64.0	70.8	71.6	74.2	60.2	65.6	Severe
117	SFR/MFR	2	125	50	Yes	No	No	No	No	No	No	-4.5	64.0	0.0	57.1	57.1	60.2	65.6	No
118	SFR	2	25	45	No	No	No	No	No	No	No	0	64.0	0.0	67.6	67.6	60.2	65.6	Severe
119	SFR	2	35	40	No	No	Yes	No	No	Yes	No	4	64.0	56.5	69.2	69.4	60.2	65.6	Severe
120	SFR	2	240	35	No	No	Yes	No	No	Yes	No	4	64.0	51.9	59.6	60.3	60.2	65.6	Moderate
121	MFR	2	280	35	No	No	Yes	No	No	Yes	No	4	64.0	49.8	59.0	59.5	60.2	65.6	No
122	SFR	2	315	20	No	No	Yes	No	No	Yes	No	4	63.1	49.7	53.6	55.1	59.6	65.1	No
123	SFR	2	100	20	No	No	No	No	No	Yes	No	1	63.1	0.0	55.6	55.6	59.6	65.1	No
124	SFR	2	145	20	Yes	No	No	No	No	Yes	No	-3.5	63.1	0.0	49.5	49.5	59.6	65.1	No
125	SFR	2	210	25	No	No	No	No	No	Yes	No	1	63.1	0.0	54.3	54.3	59.6	65.1	No
126	SFR	2	100	25	No	No	No	No	No	Yes	No	1	63.1	0.0	57.5	57.5	59.6	65.1	No
127	SFR	2	130	25	Yes	No	No	No	No	Yes	No	-3.5	63.1	0.0	51.9	51.9	59.6	65.1	No
128	SFR/MFR	2	270	20	No	No	No	No	No	Yes	No	1	63.1	0.0	51.3	51.3	59.6	65.1	No
129	SFR/MFR	2	100	20	Yes	No	No	No	No	Yes	No	-3.5	63.1	0.0	51.1	51.1	59.6	65.1	No
130	SFR	2	55	20	No	No	No	No	No	Yes	No	1	63.1	0.0	58.2	58.2	59.6	65.1	No
131	SFR	2	180	25	No	No	No	No	No	Yes	No	1	63.1	0.0	54.9	54.9	59.6	65.1	No
132	SFR	2	245	55	No	No	No	No	No	No	No	0	63.1	0.0	59.5	59.5	59.6	65.1	No
133	SFR	2	110	55	No	No	No	No	No	No	No	0	63.1	0.0	62.9	62.9	59.6	65.1	Moderate
134	SFR	2	175	55	Yes	No	No	No	No	No	No	-4.5	63.1	0.0	56.4	56.4	59.6	65.1	No
135	SFR	2	200	55	No	No	No	No	No	No	No	0	63.1	0.0	60.3	60.3	59.6	65.1	Moderate
136	SFR/MFR	2	110	55	Yes	No	No	No	No	No	No	-4.5	63.1	0.0	58.4	58.4	59.6	65.1	No
137	SFR	2	60	55	No	No	No	No	No	No	No	0	63.1	0.0	65.6	65.6	59.6	65.1	Severe
138	SFR	2	260	55	No	No	No	No	No	No	No	0	63.1	0.0	59.2	59.2	59.6	65.1	No
139	SFR	2	250	55	No	No	No	No	No	No	No	0	63.1	0.0	59.4	59.4	59.6	65.1	No
140	MFR	2	115	55	No	No	No	No	No	No	No	0	63.1	0.0	62.7	62.7	59.6	65.1	Moderate
141	SFR	2	85	55	No	No	No	No	No	No	No	0	63.1	0.0	64.1	64.1	59.6	65.1	Moderate
142	SFR	2	160	55	Yes	No	No	No	No	No	No	-4.5	63.1	0.0	56.8	56.8	59.6	65.1	No
143	SFR	2	260	55	No	No	No	No	No	No	No	0	63.1	0.0	59.2	59.2	59.6	65.1	No
144	SFR	2	70	55	No	No	No	No	No	No	No	0	63.1	0.0	64.9	64.9	59.6	65.1	Moderate
145	SFR	2	240	55	No	No	No	No	No	No	No	0	63.1	0.0	59.5	59.5	59.6	65.1	No
146	SFR	2	100	55	No	No	No	No	No	No	No	0	63.1	0.0	63.4	63.4	59.6	65.1	Moderate
147	SFR	2	130	55	Yes	No	No	No	No	No	No	-4.5	63.1	0.0	57.7	57.7	59.6	65.1	No
148	SFR	2	240	55	No	No	No	No	No	No	No	0	63.1	0.0	59.5	59.5	59.6	65.1	No
149	SFR	2	100	55	No	No	No	No	No	No	No	0	63.1	0.0	63.4	63.4	59.6	65.1	Moderate
150	SFR	2	150	55	Yes	No	No	No	No	No	No	-4.5	63.1	0.0	57.1	57.1	59.6	65.1	No
151	SFR	2	240	55	No	No	No	No	No	No	No	0	63.1	0.0	59.5	59.5	59.6	65.1	No
152	SFR	2	120	55	Yes	No	No	No	No	No	No	-4.5	63.1	0.0	58.1	58.1	59.6	65.1	No
153	SFR	2	65	55	No	No	No	No	No	No	No	0	63.1	0.0	65.2	65.2	59.6	65.1	Severe
154	SFR	2	140	55	Yes	No	No	No	No	No	No	-4.5	63.1	0.0	57.4	57.4	59.6	65.1	No
155	SFR	2	200	55	No	No	No	No	No	No	No	0	63.1	0.0	60.3	60.3	59.6	65.1	Moderate
156	SFR	2	90	55	No	No	No	No	No	No	No	0	63.1	0.0	63.8	63.8	59.6	65.1	Moderate
157	SFR	2	140	55	Yes	No	No	Yes	No	No	No	-0.5	61.1	0.0	61.4	61.4	58.4	64.0	Moderate
158	SFR	2	90	55	No	No	No	Yes	No	No	No	4	61.1	0.0	67.8	67.8	58.4	64.0	Severe
159	SFR	2	205	55	No	No	No	Yes	No	No	No	4	61.1	0.0	64.2	64.2	58.4	64.0	Severe
160	SFR	2	140	55	No	No	Yes	No	No	No	No	3	61.1	56.5	64.9	65.5	58.4	64.0	Severe
161	SFR	2	110	55	No	No	Yes	No	No	No	No	3	61.1	63.2	65.9	67.8	58.4	64.0	Severe
162	SFR	2	170	55	No	No	Yes	No	Yes	No	No	8	61.1	49.2	69.0	69.1	58.4	64.0	Severe
163	SFR/MFR	2	95	55	No	No	Yes	No	Yes	No	No	8	61.1	49.8	71.6	71.6	58.4	64.0	Severe
164	SFR/MFR	2	180	55	No	No	No	No	Yes	No	No	5	61.1	0.0	65.8	65.8	58.4	64.0	Severe
165	MFR	2	185	55	No	No	Yes	No	No	No	No	3	61.1	52.8	63.7	64.0	58.4	64.0	Severe
166	MFR	2	60	55	No	No	Yes	No	No	No	No	3	61.1	49.8	68.6	68.6	58.4	64.0	Severe
167	SFR	2	140	55	Yes	No	No	No	No	No	No	-4.5	61.1	0.0	57.4	57.4	58.4	64.0	No
168	Mobile Homes	2	70	55	No	No	No	No	No	No	No	0	61.1	0.0	64.9	64.9	58.4	64.0	Severe
169	Motel	2	220	50	No	No	No	Yes	No	No	No	4	68.0	0.0	63.1	63.1	62.9	68.1	Moderate
170	SFR	2	305	55	No	No	Yes	No	No	No	No	3	58.7	50.8	61.5	61.9	57.1	62.8	Moderate
171	SFR	2	250	55	No	No	No	No	No	No	No	0	58.7	0.0	59.4	59.4	57.1	62.8	Moderate
172	SFR	2	130	55	No	No	No	No	No	No	No	0	58.7	0.0	62.2	62.2	57.1	62.8	Moderate
173	SFR	2	240	55	No	No	No	Yes	No	No	No	4	58.7	0.0	63.5	63.5	57.1	62.8	Severe
174	SFR	2	140	55	No	No	No	Yes	No	No	No	4	68.0	0.0	65.9	65.9	62.9	68.1	Moderate
175	SFR	2	240	55	No	No	No	Yes	No	No	No	4	58.7	0.0	63.5	63.5	57.1	62.8	Severe
176	MFR	2	145	55	No	No	No	Yes	No	No	No	4	58.7	0.0	65.7	65.7	57.1	62.8	Severe
177	Thunderbird Villa Mobile Home Estates	2	140	55	No	No	No	Yes	No	No	No	4	57.4	0.0	65.9	65.9	56.4	62.2	Severe
178	Thunderbird Villa Mobile Home Estates	2	175	55	No	No	No	Yes	No	No	No	4	57.4	0.0	64.9	64.9	56.4	62.2	Severe
179	Thunderbird Villa Mobile Home Estates	2	90	55	No	No	No	Yes	No	No	No	4	57.4	0.0	67.8	67.8	56.4	62.2	Severe

LRT Noise Alternative 3

Cluster Number	Receptor Description	FTA Receptor Category	Near Track Distance (feet)	Speed (mph)	Intervening First Row (-4.5 dBA)	Intervening Second Row (-1.5 dBA)	Embedded Track (+3 dBA)	Aerial (+4 dBA)	Crossover (+5 dBA)	Quacker (+1 dBA)	Wheel Squeal (+10 dBA)	Total Adjustment (dBA)	Existing Noise Exposure Cat 1 or 2 (Ldn), Cat 3 (Leq)	Audible Warning Noise	Project Noise Exposure Cat 1 or 2 (Ldn), Cat 3 (Leq)	Combined Noise Exposure Cat 1 or 2 (Ldn), Cat 3 (Leq)	Noise Impact Criteria		Impact?
																	Moderate	Severe	
180	Thunderbird Villa Mobile Home Estates	2	25	55	No	No	No	Yes	No	No	No	4	57.4	0.0	73.4	73.4	56.4	62.2	Severe
181	Trinity Bible Church	3	20	35	No	No	Yes	No	No	No	No	3	75.3	76.6	65.9	76.9	70.0	78.4	Moderate
182	SFR	2	280	35	No	No	No	No	No	No	No	0	59.3	0.0	55.0	55.0	57.4	63.0	No
183	Apostolic Assembly South Gate	3	280	35	No	No	No	No	No	No	No	0	66.6	0.0	51.4	51.4	66.9	72.2	No
184	American Indian Bible Church	3	80	35	No	No	Yes	No	No	No	No	3	74.7	76.6	59.9	76.7	70.0	78.0	Moderate
185	SFR	2	210	25	No	No	No	No	Yes	No	No	5	59.9	0.0	58.3	58.3	57.7	63.3	Moderate
186	SFR	2	300	25	No	No	No	No	No	No	No	0	59.3	0.0	51.7	51.7	57.4	63.0	No
187	SFR	2	220	20	No	No	No	No	Yes	No	No	5	59.9	0.0	56.1	56.1	57.7	63.3	No
188	SFR	2	220	25	No	No	Yes	No	No	Yes	No	4	60.3	52.8	57.1	58.4	58.0	63.5	Moderate
189	SFR	2	185	25	No	No	Yes	No	No	Yes	No	4	61.2	55.9	57.8	60.0	58.5	64.0	Moderate
190	SFR	2	95	55	No	No	Yes	No	No	Yes	No	4	63.7	66.7	67.6	70.2	60.0	65.4	Severe
191	SFR	2	30	55	No	No	No	No	No	Yes	No	1	64.0	0.0	69.6	69.6	60.2	65.6	Severe
192	SFR	2	20	55	No	No	No	No	No	Yes	No	1	64.0	0.0	71.3	71.3	60.2	65.6	Severe
193	SFR	2	15	55	No	No	No	No	No	Yes	No	1	64.0	0.0	72.6	72.6	60.2	65.6	Severe
194	SFR	2	45	55	No	No	No	No	No	Yes	No	1	64.0	0.0	67.8	67.8	60.2	65.6	Severe
195	SFR	2	230	55	No	No	No	No	No	Yes	No	1	64.0	0.0	60.7	60.7	60.2	65.6	Moderate
196	SFR	2	45	55	No	No	No	No	No	Yes	No	1	64.0	0.0	67.8	67.8	60.2	65.6	Severe
197	SFR	2	15	55	No	No	No	No	No	Yes	No	1	64.0	0.0	72.6	72.6	60.2	65.6	Severe
198	SFR	2	290	55	No	No	No	No	No	No	No	0	64.0	0.0	58.7	58.7	60.2	65.6	No
199	SFR	2	285	55	No	No	No	Yes	No	No	No	4	57.9	0.0	62.8	62.8	56.7	62.4	Severe
200	SFR	2	15	55	No	No	No	Yes	No	No	No	4	66.7	0.0	75.6	75.6	62.0	67.3	Severe
201	SFR	2	65	55	No	No	No	Yes	No	No	No	4	66.1	0.0	69.2	69.2	61.6	66.9	Severe
202	SFR	2	240	55	No	No	No	Yes	No	No	No	4	58.9	0.0	63.5	63.5	57.2	62.9	Severe
203	SFR	2	190	20	No	No	No	Yes	No	No	Yes	14	50.3	0.0	65.8	65.8	53.5	59.7	Severe
204	SFR	2	65	20	No	No	No	Yes	No	No	Yes	14	50.3	0.0	70.4	70.4	53.5	59.7	Severe
205	SFR	2	280	20	No	No	No	Yes	No	No	Yes	14	59.9	0.0	64.1	64.1	57.7	63.3	Severe
206	SFR	2	15	20	No	No	No	Yes	No	No	Yes	14	65.1	0.0	76.8	76.8	60.9	66.3	Severe
207	SFR	2	75	20	No	No	No	Yes	No	No	Yes	14	58.7	0.0	69.8	69.8	57.1	62.8	Severe
208	SFR	2	170	20	No	No	No	Yes	No	No	Yes	14	64.6	0.0	66.3	66.3	60.6	66.0	Severe
209	SFR	2	290	35	No	No	No	Yes	No	No	Yes	14	67.5	0.0	68.8	68.8	62.5	67.8	Severe
210	SFR	2	80	35	No	No	No	Yes	No	No	Yes	14	60.6	0.0	74.4	74.4	58.1	63.7	Severe
211	SFR	2	260	20	No	No	No	Yes	No	No	No	4	58.6	0.0	54.4	54.4	57.0	62.7	No
212	SFR	2	140	20	No	No	No	Yes	No	No	No	4	60.1	0.0	57.1	57.1	57.8	63.4	No
213	SFR	2	55	20	No	No	No	Yes	No	No	No	4	65.2	0.0	61.2	61.2	61.0	66.3	Moderate
214	MFR	2	335	45	No	No	No	Yes	No	No	No	4	51.7	0.0	60.4	60.4	53.9	60.0	Severe
215	SFR	2	100	55	No	No	No	Yes	No	No	No	4	58.0	0.0	67.4	67.4	56.7	62.4	Severe
216	SFR	2	70	55	No	No	No	Yes	No	No	No	4	58.0	0.0	68.9	68.9	56.7	62.4	Severe
217	SFR	2	100	55	No	No	No	Yes	No	No	No	4	58.0	0.0	67.4	67.4	56.7	62.4	Severe
218	SFR	2	75	55	No	No	No	Yes	No	No	No	4	58.0	0.0	68.6	68.6	56.7	62.4	Severe
219	SFR	2	120	65	No	No	No	Yes	No	No	No	4	58.0	0.0	68.0	68.0	56.7	62.4	Severe
220	SFR	2	130	65	No	No	No	Yes	No	No	No	4	58.0	0.0	67.7	67.7	56.7	62.4	Severe
221	Paramount High School	3	85	65	No	No	No	Yes	No	No	No	4	53.7	0.0	66.0	66.0	59.7	65.7	Severe
222	SFR	2	130	65	No	No	No	Yes	No	No	No	4	51.7	0.0	67.7	67.7	53.9	60.0	Severe
223	SFR	2	135	65	No	No	No	Yes	No	No	No	4	51.7	0.0	67.5	67.5	53.9	60.0	Severe
224	SFR	2	135	65	No	No	Yes	No	No	No	No	3	51.7	48.4	66.5	66.6	53.9	60.0	Severe
225	SFR	2	220	65	No	No	No	No	No	No	No	0	51.7	0.0	61.4	61.4	53.9	60.0	Severe
226	SFR	2	125	65	No	No	Yes	No	No	No	No	3	51.7	56.8	66.8	67.2	53.9	60.0	Severe
227	SFR	2	20	65	No	No	Yes	No	Yes	No	No	8	51.7	64.0	79.8	79.9	53.9	60.0	Severe
228	SFR	2	200	65	No	No	No	No	Yes	No	No	5	51.7	0.0	66.8	66.8	53.9	60.0	Severe
229	SFR	2	100	65	No	No	No	No	Yes	No	No	5	51.7	0.0	69.8	69.8	53.9	60.0	Severe
230	SFR	2	30	65	No	No	No	No	Yes	No	No	5	51.7	0.0	75.0	75.0	53.9	60.0	Severe
231	SFR	2	60	65	No	No	Yes	No	No	No	No	3	51.7	60.2	70.0	70.4	53.9	60.0	Severe
232	SFR	2	115	65	No	No	Yes	No	No	No	No	3	51.7	58.0	67.2	67.7	53.9	60.0	Severe
233	SFR/MFR	2	210	65	No	No	No	No	No	No	No	0	51.7	0.0	61.6	61.6	53.9	60.0	Severe
234	Mobile Homes	2	160	65	Yes	No	No	No	No	No	No	-4.5	52.0	0.0	58.3	58.3	54.1	60.1	Moderate
235	Mobile Homes	2	60	65	No	No	No	No	No	No	No	0	52.0	0.0	67.0	67.0	54.1	60.1	Severe
236	SFR	2	100	65	No	No	No	No	No	No	No	0	52.0	0.0	64.8	64.8	54.1	60.1	Severe
237	SFR	2	160	65	No	No	No	No	No	No	No	0	52.0	0.0	62.8	62.8	54.1	60.1	Severe
238	SFR	2	95	65	Yes	No	No	No	No	No	No	-4.5	52.0	0.0	60.5	60.5	54.1	60.1	Severe
239	SFR	2	170	65	No	No	No	No	No	No	No	0	48.1	0.0	62.5	62.5	52.8	59.2	Severe
240	SFR	2	90	65	No	No	No	No	No	No	No	0	48.1	0.0	65.3	65.3	52.8	59.2	Severe
241	SFR	2	155	65	No	No	No	No	No	No	No	0	52.0	0.0	62.9	62.9	54.1	60.1	Severe
242	SFR	2	215	65	No	No	No	No	No	No	No	0	52.0	0.0	61.5	61.5	54.1	60.1	Severe
243	SFR	2	60	65	No	No	No	No	No	No	No	0	52.0	0.0	67.0	67.0	54.1	60.1	Severe
244	Adventist Union School	3	230	65	No	No	No	No	No	No	No	0	53.2	0.0	57.7	57.7	59.5	65.5	No
245	MFR	2	70	65	No	No	No	No	No	No	No	0	51.2	0.0	66.4	66.4	53.8	59.9	Severe
246	MFR	2	65	65	No	No	Yes	No	No	No	No	3	51.2	64.8	69.7	70.9	53.8	59.9	Severe
247	SFR	2	95	65	No	No	Yes	No	No	No	No	3	51.2	55.3	68.0	68.2	53.8	59.9	Severe
248	MFR	2	170	65	No	No	No	No	No	No	No	0	51.2	0.0	62.5	62.5	53.8	59.9	Severe
249	SFR	2	165	55	No	No	Yes	No	No	No	No	3	59.5	54.4	64.2	64.6	57.5	63.1	Severe
250	SFR	2	165	55	Yes	No	No	No	No	No	No	-4.5	59.5	0.0	56.7	56.7	57.5	63.1	No
251	SFR	2	85	55	No	No	Yes	No	No	No	No	3	59.5	55.9	67.1	67.4	57.5	63.1	Severe

LRT Noise Alternative 3

Cluster Number	Receptor Description	FTA Receptor Category	Near Track Distance (feet)	Speed (mph)	Intervening First Row (-4.5 dBA)	Intervening Second Row (-1.5 dBA)	Embedded Track (+3 dBA)	Aerial (+4 dBA)	Crossover (+5 dBA)	Quacker (+1 dBA)	Wheel Squeal (+10 dBA)	Total Adjustment (dBA)	Existing Noise Exposure Cat 1 or 2 (Ldn), Cat 3 (Leq)	Audible Warning Noise	Project Noise Exposure Cat 1 or 2 (Ldn), Cat 3 (Leq)	Combined Noise Exposure Cat 1 or 2 (Ldn), Cat 3 (Leq)	Noise Impact Criteria		Impact?
																	Moderate	Severe	
252	Door Christian Fellowship Church	3	150	55	No	No	Yes	No	No	No	No	3	61.5	61.0	61.0	64.0	63.6	69.2	Moderate
253	SFR	2	100	45	No	No	Yes	No	No	No	No	3	59.5	57.6	64.6	65.4	57.5	63.1	Severe
254	SFR	2	100	45	No	No	No	No	Yes	No	No	5	59.5	0.0	66.6	66.6	57.5	63.1	Severe
255	Aztec Mobile Home	2	35	35	No	No	No	No	Yes	No	No	5	59.5	0.0	69.0	69.0	57.5	63.1	Severe
256	SFR	2	215	35	No	No	No	No	No	No	No	0	59.5	0.0	56.1	56.1	57.5	63.1	No
257	Greek Apostilic Church	3	290	35	No	No	No	No	No	No	No	0	61.5	0.0	51.3	51.3	63.6	69.2	No
258	SFR/MFR	2	150	35	Yes	No	No	No	No	No	No	-4.5	59.5	0.0	53.2	53.2	57.5	63.1	No
259	SFR	2	100	35	No	No	No	No	No	No	No	0	59.5	0.0	59.4	59.4	57.5	63.1	Moderate
260	SFR	2	220	25	No	No	No	No	No	Yes	No	1	59.5	0.0	54.1	54.1	57.5	63.1	No
261	SFR/MFR	2	90	20	No	No	Yes	No	No	Yes	No	4	59.5	64.8	59.0	65.8	57.5	63.1	Severe
262	MFR	2	305	20	No	No	No	No	No	Yes	No	1	59.5	0.0	50.7	50.7	57.5	63.1	No
263	Kingdom Causes Bellflower	3	245	15	No	No	No	No	No	Yes	No	1	61.5	0.0	45.6	45.6	63.6	69.2	No
264	MFR	2	160	20	No	No	Yes	No	No	Yes	No	4	59.5	51.5	56.5	57.7	57.5	63.1	Moderate
265	MFR	2	270	20	No	No	No	No	No	Yes	No	1	56.0	0.0	51.3	51.3	55.7	61.6	No
266	Los Angeles County Fire Museum	3	110	25	No	No	No	No	No	Yes	No	1	58	61.0	53.6	61.7	61.7	67.4	Moderate
267	MFR	2	30	45	No	No	Yes	No	No	No	No	3	56.0	49.8	69.8	69.9	55.7	61.6	Severe
268	MFR	2	50	55	No	No	No	No	No	No	No	0	56.0	0.0	66.4	66.4	55.7	61.6	Severe
269	Open Door Worship Center	3	200	65	No	No	No	No	No	No	No	0	58	0.0	58.3	58.3	61.7	67.4	No
270	MFR	2	140	65	No	No	No	No	No	No	No	0	56.0	0.0	63.3	63.3	55.7	61.6	Severe
271	MFR	2	130	65	No	No	No	No	No	No	No	0	56.0	0.0	63.7	63.7	55.7	61.6	Severe
272	Bristol Civic Auditorium	3	70	65	No	No	No	Yes	No	No	No	4	58	0.0	66.8	66.8	61.7	67.4	Moderate
273	Bellflower Health Center	3	120	65	No	No	No	Yes	No	No	No	4	58	0.0	64.5	64.5	61.7	67.4	Moderate
274	SFR	2	125	65	No	No	No	Yes	No	No	No	4	56.0	0.0	67.8	67.8	55.7	61.6	Severe
275	MFR	2	295	65	No	No	No	Yes	No	No	No	4	56.0	0.0	64.1	64.1	55.7	61.6	Severe
276	MFR	2	220	65	No	No	Yes	Yes	No	No	No	7	69.4	0.0	68.4	68.4	63.9	69.1	Moderate
277	SFR	2	130	65	Yes	No	Yes	Yes	No	No	No	2.5	69.4	0.0	66.2	66.2	63.9	69.1	Moderate
278	SFR/MFR	2	60	65	No	No	Yes	Yes	No	No	No	7	69.4	0.0	74.0	74.0	63.9	69.1	Severe
279	SFR	2	245	65	No	No	Yes	Yes	No	No	No	7	69.4	0.0	67.9	67.9	63.9	69.1	Moderate
280	MFR	2	320	65	No	No	No	Yes	No	No	No	4	69.4	0.0	63.8	63.8	63.9	69.1	No
281	MFR	2	235	65	No	No	Yes	Yes	No	No	No	7	69.4	0.0	68.1	68.1	63.9	69.1	Moderate
282	MFR	2	205	65	No	No	Yes	Yes	No	No	No	7	69.4	0.0	68.7	68.7	63.9	69.1	Moderate
283	SFR	2	110	65	No	No	Yes	Yes	No	No	No	7	57.7	0.0	71.4	71.4	56.6	62.3	Severe
284	SFR	2	175	65	No	No	No	Yes	No	No	No	4	57.7	0.0	66.4	66.4	56.6	62.3	Severe
285	SFR	2	185	65	No	No	No	Yes	Yes	No	No	9	57.7	0.0	71.1	71.1	56.6	62.3	Severe
286	Bel Tooren Villa Convalescent Hospital	2	120	65	No	No	No	Yes	No	No	No	4	69.4	0.0	68.0	68.0	63.9	69.1	Moderate
287	SFR	2	50	65	No	No	No	Yes	No	No	No	4	57.7	0.0	71.8	71.8	56.6	62.3	Severe
288	SFR	2	220	65	No	No	No	Yes	No	No	No	4	57.7	0.0	65.4	65.4	56.6	62.3	Severe
289	SFR	2	200	65	No	No	No	Yes	Yes	No	No	9	57.7	0.0	70.8	70.8	56.6	62.3	Severe
290	SFR	2	45	65	No	No	No	No	Yes	No	No	5	57.7	0.0	73.3	73.3	56.6	62.3	Severe
291	SFR	2	100	65	No	No	No	No	Yes	No	No	5	57.7	0.0	69.8	69.8	56.6	62.3	Severe
292	SFR	2	160	65	Yes	No	No	No	Yes	No	No	0.5	57.7	0.0	63.3	63.3	56.6	62.3	Severe
293	SFR	2	230	65	No	No	No	No	Yes	No	No	5	57.7	0.0	66.2	66.2	56.6	62.3	Severe
294	SFR	2	65	65	No	No	No	No	Yes	No	No	5	57.7	0.0	71.7	71.7	56.6	62.3	Severe
295	SFR	2	160	65	No	No	No	No	No	No	No	0	57.7	0.0	62.8	62.8	56.6	62.3	Severe
296	SFR	2	150	65	Yes	No	No	No	Yes	No	No	0.5	57.7	0.0	63.5	63.5	56.6	62.3	Severe
297	SFR	2	60	65	No	No	No	No	Yes	No	No	5	57.7	0.0	72.0	72.0	56.6	62.3	Severe
298	SFR	2	95	65	No	No	No	No	No	No	No	0	57.7	0.0	65.0	65.0	56.6	62.3	Severe
299	SFR	2	150	65	No	No	No	No	No	No	No	0	57.7	0.0	63.0	63.0	56.6	62.3	Severe
300	SFR	2	80	65	No	No	No	No	No	No	No	0	57.7	0.0	65.8	65.8	56.6	62.3	Severe
301	SFR	2	75	65	No	No	No	No	No	No	No	0	57.7	0.0	66.1	66.1	56.6	62.3	Severe
302	Valley Christian High School	3	180	65	No	No	Yes	No	No	No	No	3	61.4	55.7	61.7	62.7	63.6	69.1	No
303	Rio Hondo Metal Health Clinic	3	160	65	No	No	Yes	No	No	No	No	3	61.4	58.4	62.2	63.7	63.6	69.1	Moderate
304	Fremont College	3	200	65	No	No	No	No	No	No	No	0	53.2	0.0	58.3	58.3	59.5	65.5	No
305	Artesia Cemetary	3	220	65	No	No	No	No	No	No	No	0	53.2	0.0	57.9	57.9	59.5	65.5	No
306	SFR	2	210	65	No	No	No	Yes	No	No	No	4	51.2	0.0	65.6	65.6	53.8	59.9	Severe
307	SFR	2	50	65	No	No	No	Yes	No	No	No	4	51.2	0.0	71.8	71.8	53.8	59.9	Severe
308	SFR	2	210	65	No	No	No	Yes	No	No	No	4	51.2	0.0	65.6	65.6	53.8	59.9	Severe
309	SFR	2	50	65	No	No	No	Yes	No	No	No	4	51.2	0.0	71.8	71.8	53.8	59.9	Severe
310	SFR	2	50	65	No	No	No	Yes	No	No	No	4	51.2	0.0	71.8	71.8	53.8	59.9	Severe
311	SFR	2	140	65	No	No	No	Yes	No	No	No	4	51.2	0.0	67.3	67.3	53.8	59.9	Severe
312	SFR	2	50	65	No	No	No	Yes	No	No	No	4	51.2	0.0	71.8	71.8	53.8	59.9	Severe
313	SFR	2	175	65	No	No	No	Yes	No	No	No	4	51.2	0.0	66.4	66.4	53.8	59.9	Severe
314	SFR	2	70	65	No	No	No	Yes	No	No	No	4	51.2	0.0	70.4	70.4	53.8	59.9	Severe
315	SFR	2	40	65	No	No	No	Yes	No	No	No	4	51.2	0.0	72.8	72.8	53.8	59.9	Severe
316	SFR	2	130	65	Yes	No	No	Yes	No	No	No	-0.5	51.2	0.0	63.2	63.2	53.8	59.9	Severe
317	SFR	2	220	65	No	No	No	Yes	No	No	No	4	51.2	0.0	65.4	65.4	53.8	59.9	Severe

LRT Noise Alternative 3

Cluster Number	Receptor Description	FTA Receptor Category	Near Track Distance (feet)	Speed (mph)	Intervening First Row (-4.5 dBA)	Intervening Second Row (-1.5 dBA)	Embedded Track (+3 dBA)	Aerial (+4 dBA)	Crossover (+5 dBA)	Quacker (+1 dBA)	Wheel Squeal (+10 dBA)	Total Adjustment (dBA)	Existing Noise Exposure Cat 1 or 2 (Ldn), Cat 3 (Leq)	Audible Warning Noise	Project Noise Exposure Cat 1 or 2 (Ldn), Cat 3 (Leq)	Combined Noise Exposure Cat 1 or 2 (Ldn), Cat 3 (Leq)	Noise Impact Criteria		Impact?
																	Moderate	Severe	
318	SFR	2	110	65	No	No	No	Yes	No	No	No	4	51.2	0.0	68.4	68.4	53.8	59.9	Severe
319	SFR	2	50	65	No	No	No	Yes	No	No	No	4	51.2	0.0	71.8	71.8	53.8	59.9	Severe
320	SFR	2	110	65	Yes	No	No	Yes	No	No	No	-0.5	51.2	0.0	63.9	63.9	53.8	59.9	Severe
321	SFR	2	210	65	No	No	No	Yes	No	No	No	4.0	48.0	0.0	65.6	65.6	52.7	59.2	Severe
322	SFR	2	40	65	No	No	Yes	Yes	No	No	No	7.0	48.0	51.5	75.8	75.8	52.7	59.2	Severe
323	SFR	2	45	65	No	No	No	Yes	No	No	No	4.0	48.0	0.0	72.3	72.3	52.7	59.2	Severe
324	SFR	2	200	65	No	No	No	Yes	No	No	No	4.0	48.0	0.0	65.8	65.8	52.7	59.2	Severe
325	SFR	2	140	65	No	No	No	Yes	No	No	No	4.0	48.0	0.0	67.3	67.3	52.7	59.2	Severe
326	SFR	2	50	65	No	No	Yes	Yes	No	No	No	7.0	48.0	56.5	74.8	74.9	52.7	59.2	Severe
327	MFR	2	210	65	No	No	Yes	No	No	No	No	3.0	48.0	46.7	64.6	64.6	52.7	59.2	Severe
328	SFR, MFR	2	45	45	No	No	Yes	No	Yes	No	No	8.0	48.0	63.1	73.1	73.5	52.7	59.2	Severe
329	SFR	2	190	55	No	No	No	No	No	No	No	0.0	48.0	0.0	60.6	60.6	52.7	59.2	Severe
330	SFR	2	180	45	Yes	No	No	No	Yes	No	No	0.5	48.0	0.0	59.6	59.6	52.7	59.2	Severe
331	MFR, SFR	2	35	35	No	No	Yes	No	Yes	No	No	8.0	48.0	0.0	72.0	72.0	52.7	59.2	Severe
332	Artesia Historical Musum	3	45	35	No	No	No	No	Yes	No	No	8	50.0	0.0	64.4	64.4	58.4	64.6	Moderate
333	SFR	2	175	55	Yes	No	Yes	No	No	No	No	-1.5	48.0	0.0	59.4	59.4	52.7	59.2	Severe
334	SFR	2	40	45	No	No	Yes	No	Yes	No	No	8.0	48.0	64.8	73.6	74.1	52.7	59.2	Severe
335	SFR, MFR	2	200	45	No	No	No	No	No	No	No	0.0	48.0	0.0	58.6	58.6	52.7	59.2	Moderate
336	SFR	2	180	35	No	No	No	No	Yes	No	No	5.0	48.0	0.0	61.9	61.9	52.7	59.2	Severe
337	Wan Yuen Temple	3	55	35	No	No	Yes	No	Yes	No	No	3.0	50.0	0.0	66.5	66.5	58.4	64.6	Severe
338	SFR, MFR	2	160	35	No	No	No	No	Yes	Yes	No	6.0	48.0	0.0	63.4	63.4	52.7	59.2	Severe
339	SFR, MFR	2	90	35	No	No	Yes	No	Yes	Yes	No	9.0	48.0	0.0	68.9	68.9	52.7	59.2	Severe
340	SFR	2	200	20	No	No	No	No	Yes	Yes	No	6.0	48.0	0.0	57.6	57.6	52.7	59.2	Moderate
341	SFR	2	110	20	No	No	Yes	No	Yes	Yes	No	9.0	48.0	0.0	63.1	63.2	52.7	59.2	Severe
342	SFR	2	80	20	No	No	Yes	No	Yes	Yes	No	9.0	48.0	0.0	64.5	64.5	52.7	59.2	Severe
343	SFR	2	200	20	No	No	No	No	Yes	Yes	No	6.0	48.0	0.0	57.6	57.6	52.7	59.2	Moderate
344	SFR	2	40	15	No	No	Yes	No	Yes	No	No	8.0	52.0	0.0	64.0	64.0	54.1	60.1	Severe
345	SFR	2	165	15	Yes	No	No	No	Yes	No	No	0.5	52.0	0.0	50.4	50.4	54.1	60.1	No
346	SFR	2	40	15	No	No	No	No	Yes	No	No	5.0	52.0	0.0	61.0	61.0	54.1	60.1	Severe
347	SFR	2	45	15	No	No	No	No	No	No	No	0.0	52.0	0.0	55.5	55.5	54.1	60.1	Moderate

Mitigated LRT Noise Alternative 3

Cluster Number	Receptor Description	FTA Receptor Category	Near Track Distance (feet)	Speed (mph)	Intervening First Row (-4.5 dBA)	Intervening Second Row (-1.5 dBA)	Embedde Track (+3 dBA)	Aerial (+4 dBA)	Crossover (+5 dBA)	Quacker (+1 dBA)	Wheal Squeal (+10 dBA)	Soundwall (Variable dBA)	Soundwall Height	Moveable Point Frog	Audible Warning Noise	Source horizontal distance to barrier (ft)	Source Distance to Top of Barrier (ft)	Reciever Horizontal Distance from barrier (ft)	Reciever Distance from top of Barrier (ft)	Sloped Horizontal Distance from Source to Reciever (ft)	Sloped Distance from Source to Reciever (ft)	Path Difference (ft)	Soundwall Adjustment (db)	Total Adjustment (dBA)	Existing Noise Exposure Cat 1 or 2 (Ldn), Cat 3 (Leq)	Unmitigated Nois e Level Cat 1 or 2 (Ldn), Cat 3 (Leq)	LRT Project Noise Exposure Cat 1 or 2 (Ldn), Cat 3 (Leq)	Combined Noise Exposure Cat 1 or 2 (Ldn), Cat 3 (Leq)	Noise Impact Criteria		
																													Moderate	Severe	Impact?
43	SFR	2	40	15	No	No	No	Yes	Yes	Yes	No	Yes	4	Yes	0.0	25	25.08	15	32.65	40	48.26	9.47	12.00	-7.00	70.5	66.0	49.0	49.0	64.7	69.8	No
50	SFR/MFR	2	90	20	No	No	No	Yes	Yes	No	Yes	No			0.0									9.00	65.4	74.0	64.0	64.0	61.1	66.4	Moderate
52	SFR/MFR	2	230	35	Yes	No	Yes	No	No	No	No	No			51.5									-1.50	68	59.6	54.3	56.2	62.9	68.1	No
54	SFR	2	70	35	No	No	Yes	No	No	No	No	No			53.7									3.00	68	64.4	64.0	64.4	62.9	68.1	Moderate
56	SFR	2	60	35	No	No	Yes	No	No	No	No	No			63.2									3.00	68	67.0	64.6	67.0	62.9	68.1	Moderate
58	SFR/MFR	2	70	35	No	No	Yes	No	No	No	No	No			53.7									3.00	68	64.0	64.0	64.4	62.9	68.1	Moderate
60	SFR/MFR	2	50	35	No	No	Yes	No	No	No	No	No			65.7									3.00	68	65.4	65.4	68.6	62.9	68.1	Severe
61	SFR	2	70	35	No	No	Yes	No	No	No	No	No			58.0									3.00	68	67.9	64.0	64.9	62.9	68.1	Moderate
62	Templo Asamblea De	3	80	35	No	No	Yes	No	No	No	No	No			65.1	80							0.00	3.00	64.2	66.2	59.9	66.2	65.3	70.7	Moderate
63	SFR/MFR	2	235	35	No	No	No	No	No	No	No	No			51.9									0.00	68	55.7	55.7	57.2	62.9	68.1	No
65	SFR/MFR	2	70	25	No	No	No	No	No	Yes	No	No			64.8									1.00	68	60.0	59.1	65.8	62.9	68.1	Moderate
66	SFR/MFR	2	70	20	No	No	Yes	No	No	Yes	No	No			56.5										68	61.7	56.1	59.3	62.9	68.1	No
71	MFR	2	55	20	No	No	Yes	No	No	Yes	No	No			65.7									4.00	61.8	67.0	61.2	67.0	58.8	64.3	Severe
73	SFR/MFR	2	65	35	No	No	No	No	Yes	No	No	No		Yes	63.2									0.00	61.8	68.0	61.3	65.4	58.8	64.3	Severe
74	SFR/MFR	2	130	35	No	No	No	No	Yes	No	No	No		Yes	0.0									0.00	61.8	63.3	58.3	58.3	58.8	64.3	No
75	MFR	2	100	35	Yes	No	No	No	Yes	No	No	No		Yes	0.0									-4.50	61.8	59.9	54.9	54.9	58.8	64.3	No
76	SFR/MFR	2	55	35	No	No	No	No	Yes	No	No	No		Yes	0.0									0.00	61.8	67.0	62.0	62.0	58.8	64.3	Moderate
77	SFR/MFR	2	140	35	No	No	No	No	Yes	No	No	No		Yes	0.0									0.00	61.8	63.0	58.0	58.0	58.8	64.3	No
78	SFR/MFR	2	110	35	Yes	No	Yes	No	Yes	No	No	No		Yes	54.3									-1.50	61.8	63.1	57.5	59.2	58.8	64.3	Moderate
79	SFR/MFR	2	55	35	No	No	No	No	Yes	No	No	No		Yes	64.8									3.00	61.8	71.2	65.0	67.9	58.8	64.3	Severe
80	SFR/MFR	2	65	35	No	No	Yes	No	Yes	No	No	No		Yes	64.8									3.00	61.8	70.6	64.3	67.6	58.8	64.3	Severe
81	SFR	2	220	35	No	No	No	No	Yes	No	No	No		Yes	0.0									0.00	61.8	61.0	56.0	56.0	58.8	64.3	No
82	SFR/MFR	2	230	35	No	No	Yes	No	No	No	No	No			51.9									3.00	61.8	59.6	58.8	59.6	58.8	64.3	Moderate
83	Huntington Park High School	3	50	35	No	No	Yes	No	No	No	No	No			63.5	50							0.00	3.00	63.8	65.8	61.9	65.8	65.1	70.5	Moderate
84	SFR/MFR	2	120	35	Yes	No	No	No	No	No	No	No			0.0									-4.50	61.8	58.6	54.1	54.1	58.8	64.3	No
85	SFR/MFR	2	50	35	No	No	No	No	No	No	No	No			0.0									0.00	61.8	62.4	62.4	62.4	58.8	64.3	Moderate
86	SFR/MFR	2	65	35	No	No	Yes	No	No	No	No	No			64.8									3.00	61.8	67.6	64.3	67.6	58.8	64.3	Severe
88	SFR/MFR	2	70	35	No	No	Yes	No	No	No	No	No			61.9									3.00	61.8	66.1	64.0	66.1	58.8	64.3	Severe
89	SFR/MFR	2	45	35	No	No	No	No	No	No	No	No			0.0									0.00	63.1	62.9	62.9	62.9	59.6	65.1	Moderate
92	SFR/MFR	2	130	35	No	No	Yes	No	No	No	No	No			49.7									3.00	63.1	61.6	61.3	61.6	59.6	65.1	Moderate
93	SFR	2	50	35	No	No	Yes	No	No	No	No	No			61.9									3.00	63.1	67.0	65.4	67.0	59.6	65.1	Severe
94	SFR/MFR	2	75	35	No	No	Yes	No	No	No	No	No			55.3									3.00	63.1	64.3	63.7	64.3	59.6	65.1	Moderate
96	SFR	2	90	35	No	No	No	No	No	No	No	No			58.8									0.00	63.1	62.4	59.9	62.4	59.6	65.1	Moderate
98	SFR/MFR	2	100	35	No	No	Yes	No	No	No	No	No			54.7									3.00	63.1	63.1	62.4	63.1	59.6	65.1	Moderate
99	SFR/MFR	2	220	35	No	No	Yes	No	No	No	No	No			56.5									3.00	63.1	60.9	59.0	60.9	59.6	65.1	Moderate
100	San Antonio Elementary	3	145	55	No	No	Yes	No	No	No	No	Yes	8		58.5	10	10.20	135	138.08	145	147.49	0.79	6.00	-3.00	65.1	63.1	55.2	60.2	65.9	71.3	No
101	SFR	2	250	55	No	No	No	No	No	No	No	Yes			0.0					250	250.02			0.00	63.1	59.4	59.4	59.4	59.6	65.1	No
102	SFR	2	120	55	No	No	No	No	No	No	No	Yes	4		0.0	65	65.28	55	55.08	120	120.04	0.32	4.00	-4.00	63.1	62.6	58.6	58.6	59.6	65.1	No
104	SFR	2	140	55	No	No	No	No	No	No	No	Yes	4		0.0	90	90.20	50	50.09	140	140.03	0.26	4.00	-4.00	63.1	61.9	57.9	57.9	59.6	65.1	No
105	SFR/MFR	2	135	55	No	No	Yes	No	No	No	Yes	Yes	4		0.0	80	80.02	55	64.66	135	138.74	5.94	11.00	-7.00	63.1	76.0	55.0	55.0	59.6	65.1	No
107	SFR	2	130	55	No	No	Yes	No	No	No	No	No	8	Yes	58.8	70	70.26	60	60.07	130	130.03	0.30	4.00	-2.00	66.8	66.1	60.2	62.6	62.0	67.3	Moderate
108	SFR	2	20	55	No	No	Yes	No	No	No	No	Yes	8	Yes	53.7	15	16.16	5	5.83	20	20.22	1.76	8.00	-5.00	66.8	78.4	65.3	65.6	62.0	67.3	Moderate
109	SFR	2	145	55	Yes	No	No	No	Yes	No	No	Yes	8	Yes	0.0	5	7.81	140	140.03	145	145.03	2.81	9.00	-13.50	66.8	62.2	48.2	48.2	62.0	67.3	No
110	SFR	2	220	55	No	No	No	No	Yes	No	No	Yes	8	Yes	0.0	30	30.59	190	190.02	220	220.02	0.60	6.00	-6.00	66.8	64.9	53.9	53.9	62.0	67.3	No
111	SFR	2	120	55	No	No	No	No	Yes	No	No	Yes	8		0.0	40	40.45	80	80.06	120	120.04	0.47	5.00	0.00	66.8	67.6	62.6	62.6	62.0	67.3	Moderate
112	SFR/MFR	2	65	55	No	No	Yes	No	No	No	No	Yes	8		48.4	5	7.81	60	60.07	65	65.07	2.82	9.00	-6.00	66.8	68.3	59.2	59.6	62.0	67.3	No
113	SFR/MFR	2	35	55	No	No	Yes	No	Yes	No	No	Yes	8	Yes	70.8	30	30.59	5	5.83	35	35.13	1.30	7.00	-4.00	66.8	77.1	63.9	71.6	62.0	67.3	Severe
114	SFR	2	110	50	No	No	Yes	No	No	No	No	No	8		58.8	110	110.16		3.00	110	110.04	3.12	9.00	3.00	66.8	66.0	65.1	66.0	62.0	67.3	Moderate
116	SFR/MFR	2	25	50	No	No	Yes	No	No	No	No	Yes	8		70.8	20	20.88	5	5.83	25	25.18	1.53	8.00	-5.00	64	74.2	63.6	71.6	60.2	65.6	Severe
118	SFR	2	25	45	No	No	No	No	No	No	No	Yes	8		0.0	20	20.88	5	5.83	25	25.18	1.53	8.00	-8.00	64	67.6	59.6	59.6	60.2	65.6	No
119	SFR	2	35	40	No	No	Yes	No	No	No	Yes	No	Yes	8	56.5	30	30.59	5	5.83	35	35.13	1.30	7.00	-3.00	64	69.4	62.2	63.2	60.2	65.6	Moderate
120	SFR	2	240	35	No	No	Yes	No	No	No	Yes	No	No		51.9									4.00	64	60.3	59.6	60.3	60.2	65.6	Moderate
133	SFR	2	110	55	No	No	No	No	No	No	No	Yes	8		0.0	60	60.30	50	50.09	110	110.04	0.35	4.00	-4.00	63.1	62.9	58.9	58.9	59.6	65.1	No
135	SFR	2	200	55	No	No	No	No	No	No	No	Yes	8		0.0	155	155.12	45	45.10	200	200.02	0.19	3.00	-3.00	63.1	60.3	57.3	57.3	59.6	65.1	No
137	SFR	2	60	55	No	No	No	No	No	No	No	Yes	8		0.0	10	11.66	50	50.09	60	60.07	1.68	8.00	-8.00	63.1	65.6	57.6	57.6	59.6	65.1	No
140	MFR	2	115	55	No	No	No	No	No	No	No	Yes	8		0.0	30	30.59	85	85.05	115	115.04	0.61	6.00	-6.00	63.1	62.7	56.7	56.7	59.6	65.1	No
141	SFR	2	85	55	No	No	No	No	No	No	No	Yes	8		0.0	40	40.45	45	45.10	85	85.05	0.49	5.00	-5.00	63.1	64.1	59.1	59.1	59.6	65.1	No
144	SFR	2	70	55	No	No	No	No	No	No	No	Yes	8		0.0	20	20.88	50	50.09	70	70.06	0.91	6.00	-6.00	63.1	64.9	58.9	58.9	59.6	65.1	No
146	SFR	2	100	55	No	No	No	No	No	No	No	Yes	8		0.0	55	55.33	45	45.10	100	100.04	0.38	4.00	-4.00	63.1	63.4	59.4	59.4	59.6	65.1	No
149	SFR	2	100	55	No	No	No	No	No	No	No	Yes	8		0.0	55	55.33	45	45.10	100	100.04	0.38	4.00	-4.00	63.1	63.4	59.4	59.4	59.6	65.1	No
153	SFR	2	65	55	No	No	No	No	No	No	No	Yes	8		0.0	20	20.88	45	45.10	65	65.07	0.91	6.00	-6.00	63.1	65.2	59.2	59.2	59.6	65.1	No
155	SFR	2	200	55	No	No	No	No	No	No	No	Yes	8		0.0	55	55.33	145	145.03	200	200.02	0.33	4.00	-4.00	63.1	60.3	56.3	56.3	59.6	65.1	No
156	SFR	2	90	55	No	No	No	No	No	No	No	Yes	8		0.0	50	50.36	40	40.11	90	90.05	0.42	5.00	-5.00	63.1	63.8	58.8	58.8	59.6	65.1	No
157	SFR	2	140	55	Yes	No	No	Yes	No	No	No	Yes	4		0.0	70	70.03	70	70.06	140	140.03	0.06	0.00	-0.50	61.1	61.4	61.4	61.4	58.4	64.0	Moderate
158	SFR	2	90	55	No	No	No	Yes	No	No	No	Yes	4		0.0	50	50.04	40	40.11	90	90.05	0.10	1.00	3.00	61.1	67.8	66.8	66.8	58.4	64.0	Severe
159	SFR	2	205	55	No	No	No	Yes	No	No	No	Yes	4		0.0	60	60.03	145	145.03	205	205.02	0.04	-1.00	5.00	61.1	64.2	65.2	65.2	58.4	64.0	Severe
160	SFR	2	140	55	No	No	Yes	No	No	No	No	Yes	8		56.5	90	90.20	50	50.09	140	140.03	0.26	4.00	-1.00	61.1	65.5	60.9	62.2	58.4	64.0	Moderate
161	SFR	2	110	55	No	No	Yes	No	No	No	No	No	8		63.2	110	110.16		3.00	110	110.04	3.12	9.00	3.00	61.1	67.8	65.9	67.8	58.4	64.0	Severe
162	SFR	2	170	55	No	No	Yes	No	Yes	No	No	Yes	8	Yes	49.2	50	50.36	120	120.04	170	170.03	0.37	4.00	-1.00	61.1	69.1	60.0	60.4	58.4	64.0	Moderate
163	SFR/MFR	2	95	55	No	No	Yes	No	Yes	No	No	Yes	8	Yes	49.8	35	35.51	60	60.07	95	95.05	0.54	5.00	-2.00	61.1	71.6	61.6	61.9	58.4	64.0	Moderate
164	SFR/MFR	2	180	55	No	No	No	No	Yes	No	No	Yes	8	Yes	0.0	30	30.59	150	150.03	180	180.02	0.60	6.00	-6.00	61.1	65.8	54.8	54.8	58.4	64.0	No
165	MFR	2	185	55	No	No	Yes	No	No	No	No	No	8		52.8	185	185.10		3.00	185	185.02	3.07	9.00	3.00	61.1	64.0	63.7	64.0	58.4	64.0	Severe
166	MFR	2	60	55	No	No	Yes	No	No	No	No	Yes	8		49.8	20	20.88	40	40.11	60	60.07	0.92	7.00	-4.00	61.1	68.6	61.6	61.9	58.4	64.0	Moderate
168	Mobile Homes	2	70	55	No	No	No	No	No	No	No	Yes	8		0.0	20	20.88	50	50.09	70	70.06	0.91	6.00	-6.00	61.1	64.9	58.9	58.9	58.4	64.0	Moderate
169	Motel	2	220	50	No	No	No	Yes	No	No	No	No	8		0.0									4.00	68	63.1	63.1	63.1	62.9	68.1	Moderate
170	SFR	2	305	55	No	No	No	No	No	No	No	Yes	4		50.8	20	20.10	285	285.03	305	305.01	0.11	2.00	1.00	58.7	61.9	59.5	60.1	57.1	62.8	Moderate
171	SFR	2	250	55	No	No	No	No	No	No	No	Yes	4		0.0	15	15.13	235	235.03	250	250.02	0.15	2.00	-2.00	58.7	59.4	57.4	57.4	57.1	62.8	Moderate
172	SFR	2	130	55	No	No	No	No	No	No	No	Yes	4		0.0	20	20.10	110	110.07	130	130.03	0.14	2.00	-2.00	58.7	62.2	60.2	60.2	57.1	62.8	Moderate
173	SFR	2	240	55	No	No	No	Yes	No	No	No	Yes	4		0.0	10	10.20	230	230.03	240	240.00	0.23	3.00	1.00	58.7	63.5	60.5	60.5	57.1	62.8	Moderate
174	SFR	2	140	55	No	No	No	Yes	No	No	No	Yes	4		0.0	20	20.10	120	120.07	140	140.00	0.16	3.00	1.00	68	65.9	62.9	62.9	62.9	68.1	No
175	SFR	2	240	55	No	No	No	Yes	No	No	No	Yes	4		0.0	10	10.20	230	230.26	240	240.10	0.36	4.00	0.00	58.7	63.5	59.5	59.5	57.1	62.8	Moderate
176	MFR	2	145	55	No	No	Yes	No	No	No	No	Yes	4		0.0	10	10.20	135	135.45	145	145.17	0.48	5.00	-1.00	58.7	65.7	60.7	60.7	57.1	62.8	Moderate
177	Thunderbird Villa Mo	2	140	55	No	No	No	Yes	No	No	No	Yes	4		0.0	5	5.39	135	136.33	140	141.03	0.69	6.00	-2.00	57.4	65.9	59.9	59.9	56.4	62.2	Moderate
178	Thunderbird Villa Mo	2	175	55	No	No	No	Yes	No	No	No	Yes	4		0.0	10	10.20	165	165.44	175	175.14	0.49	5.00	-1.00	57.4	64.9	59.9	59.9	56.4	62.2	Moderate
179	Thunderbird Villa Mo	2	90	55	No	No	No	Yes	No	No	No	Yes	4		0.0	15	15.13	75	75.95	90	90.27	0.81	6.00	-2.00	57.4	67.8	61.8	61.8	56.4	62.2	Moderate
180	Thunderbird Villa Mo	2	25	55	No	No	No	Yes	No	No	No	Yes	4		0.0	15	15.13	10	13.45	25	25.96	2.62	9.00	-5.00	57.4	73.4	64.4	64.4	56.4	62.2	Severe
181	Trinity Bible Church	3	20	35	No	No	Yes	No	No	No	No	No			76.6	20	20.10		29.00	20	33.60	15.50	12.00	3.00	75.3	76.9	65.9	76.9	70.0	78.4	Moderate
182	SFR	2	280	35	No	No	No	No	No	No	No	No			0.0					280			0.00	0.00	59.3	55.0	55.0	55.0	57.4	63.0	No
184	American Indian Bible Church	3	80	35	No	No	Yes	No	No	No	No	No			76.6	80	80.02		154.86	120	123.00	111.88	12.00	3.00	74.7	76.7	59.9	76.7	70.0	78.0	Moderate
185	SFR	2	210	25	No	No	No	No	Yes	No	No	Yes	8	Yes	0.0	9	10.82	201	201.02	210	210.02	1.82	8.00	-8.00	59.9	58.3	45.3	45.3	57.7	63.3	No
186	SFR	2	300	25	No	No	No	No	No	No	No	Yes			0.0	60	60.30	240	240.02	300	300.01	0.30	4.00	-4.00	59.3	51.7	47.7	47.7	57.4	63.0	No
187	SFR	2	220	20	No	No	No	No	Yes	No	No	No			0.0	220	220.08		3.00	220	220.02	3.06	9.00	5.00	59.9	56.1	56.1	56.1	57.7	63.3	No
188	SFR	2	220	25	No	No	Yes	No	No	Yes	No	No	8		52.8	220	220.08		3.00	220	220.02	3.06	9.00	4.00	60.3	58.4	57.1	58.4	58.0	63.5	Moderate
189	SFR	2	185	25	No	No	Yes	No	No	Yes	No	No			55.9								0.00	4.00	61.2	60.0	57.8	60.0	58.5	64.0	Moderate
190	SFR	2	95	55	No	No	Yes	No	No	Yes	No	No	8		66.7	95	95.19		3.00	95	143.09	-44.90	0.00	4.00	63.7	70.2	67.6	70.2	60.0	65.4	Severe
191	SFR	2	30	55	No	No	No	No	No	Yes	No	Yes	8		0.0	25	25.71	5	5.83	30	30.15	1.39	7.00	-6.00	64	69.6	62.6	62.6	60.2	65.6	Moderate
192	SFR	2	20	55	No	No	No	No	No	Yes	No	Yes	8		0.0	15	16.16	5	5.83	20	20.22	1.76	8.00	-7.00	64	71.3	63.3	63.3	60.2	65.6	Moderate
193	SFR	2	15	55	No	No	No	No	No	Yes	No	Yes	8		0.0	10	11.66	5	5.83	15	15.30	2.20	9.00	-8.00	64	72.6	63.6	63.6	60.2	65.6	Moderate
194	SFR	2	45	55	No	No	No	No	No	Yes	No	Yes	8		0.0	40	40.45	5	5.83	45	45.10	1.18	7.00	-6.00	64	67.8	60.8	60.8	60.2	65.6	Moderate
195	SFR	2	230	55	No	No	No	No	No	Yes	No	Yes	8		0.0	50	50.36	180	180.02	230	230.02	0.36	4.00	-3.00	64	60.7	56.7	56.7	60.2	65.6	No
196	SFR	2	45	55	No	No	No	No	No	Yes	No	Yes	8		0.0	40	40.45	5	5.83	45	45.10	1.18	7.00	-6.00	64	67.8	60.8	60.8	60.2	65.6	Moderate
197	SFR	2	15	55	No	No	No	No	No	Yes	No	Yes	8		0.0	10	11.66	5	5.83	15	15.30	2.20	9.00	-8.00	64	72.6	63.6	63.6	60.2	65.6	Moderate
198	SFR	2	290	55	No	No	No	No	No	No	No	Yes	8		0.0	10	11.66	280	280.02	290	290.02	1.66	8.00	-8.00	64	58.7	50.7	50.7	60.2	65.6	No
199	SFR	2	285	55	No	No	No	Yes	No	No	No	Yes	4		0.0	25	25.08	260	261.11	285	285.85	0.34	4.00	0.00	57.9	62.8	58.8	58.8	56.7	62.4	Moderate
200	SFR	2	15	55	No	No	No	Yes	No	No	No	Yes	4		0.0	5	5.39	10	30.68	15	30.89	5.17	10.00	-6.00	66.7	75.6	65.6	65.6	62.0	67.3	Moderate
201	SFR	2	65	55	No	No	No	Yes	No	No	No	Yes	4		0.0	25	25.08	40	49.41	65	70.38	4.10	10.00	-6.00	66.1	69.2	59.2	59.2	61.6	66.9	No
202	SFR	2	240	55	No	No	No	Yes	No	No	No	Yes	4		0.0	200	200.01	40	49.41	240	241.51	7.90	11.00	-7.00	58.9	63.5	52.5	52.5	57.2	62.9	No
203	SFR	2	190	20	No	No	No	Yes	No	No	Yes	No			0.0									4.00	50.3	65.8	55.8	55.8	53.5	59.7	Moderate
204	SFR	2	65	20	No	No	No	Yes	No	No	Yes	No			0.0									4.00	50.3	70.4	60.4	60.4	53.5	59.7	Severe
205	SFR	2	280	20	No	No	No	Yes	No	No	Yes	Yes	4		0.0	10	10.20	270	271.55	280	281.30	0.45	5.00	-1.00	59.9	64.1	49.1	49.1	57.7	63.3	No
206	SFR	2	15	20	No	No	No	Yes	No	No	Yes	Yes	4		0.0	5	5.39	10	30.68	15	30.89	5.17	10.00	-6.00	65.1	76.8	56.8	56.8	60.9	66.3	No
207	SFR	2	75	20	No	No	No	Yes	No	No	Yes	Yes	4		0.0	20	20.10	55	62.18	75	79.71	2.56	9.00	-5.00	58.7	69.8	50.8	50.8	57.1	62.8	No
208	SFR	2	170	20	No	No	No	Yes	No	No	Yes	Yes	4		0.0	10	10.20	160	162.61	170	172.13	0.67	6.00	-2.00	64.6	66.3	50.3	50.3	60.6	66.0	No
209	SFR	2	290	35	No	No	No	Yes	No	No	Yes	Yes	4		0.0	25	25.08	265	266.58	290	291.25	0.41	5.00	-1.00	67.5	68.8	53.8	53.8	62.5	67.8	No
210	SFR	2	80	35	No	No	No	Yes	No	No	Yes	Yes	4		0.0	25	25.08	55	62.18	80	84.43	2.82	9.00	-5.00	60.6	74.4	55.4	55.4	58.1	63.7	No
211	SFR	2	260	20	No	No	No	Yes	No	No	No	Yes	4		0.0	10	10.20	250	251.68	260	261.40	0.48	5.00	-1.00	58.6	54.4	49.4	49.4	57.0	62.7	No

Mitigated LRT Noise Alternative 3

Cluster Number	Receptor Description	FTA Receptor Category	Near Track Distance (feet)	Speed (mph)	Intervening First Row (-4.5 dBA)	Intervening Second Row (-1.5 dBA)	Embedde Track (+3 dBA)	Aerial (+4 dBA)	Crossover (+5 dBA)	Quacker (+1 dBA)	Wheal Squeal (+10 dBA)	Soundwall (Variable dBA)	Soundwall Height	Moveable Point Frog	Audible Warning Noise	Source horizontal distance to barrier (ft)	Source Distance to Top of Barrier (ft)	Reciever Horizontal Distance from barrier (ft)	Reciever Distance from top of Barrier (ft)	Sloped Horizontal Distance from Source to Reciever (ft)	Sloped Distance from Source to Reciever (ft)	Path Difference (ft)	Soundwall Adjustment (db)	Total Adjustment (dBA)	Existing Noise Exposure Cat 1 or 2 (Ldn), Cat 3 (Leq)	Unmitigated Nois e Level Cat 1 or 2 (Ldn), Cat 3 (Leq)	LRT Project Noise Exposure Cat 1 or 2 (Ldn), Cat 3 (Leq)	Combined Noise Exposure Cat 1 or 2 (Ldn), Cat 3 (Leq)	Noise Impact Criteria Moderate	Noise Impact Criteria Severe	Impact?
212	SFR	2	140	20	No	No	No	Yes	No	No	No	Yes	4		0.0	-10	10.20	150	152.78	140	142.58	20.40	12.00	-8.00	60.1	57.1	45.1	45.1	57.8	63.4	No
213	SFR	2	55	20	No	No	No	Yes	No	No	No	Yes	4		0.0	-10	10.20	65	71.18	55	61.27	20.10	12.00	-8.00	65.2	61.2	49.2	49.2	61.0	66.3	No
214	MFR	2	335	45	No	No	No	Yes	No	No	No	Yes	4		0.0	15	15.13	320	321.31	335	336.09	0.36	4.00	0.00	51.7	60.4	56.4	56.4	53.9	60.0	Moderate
215	SFR	2	100	55	No	No	No	Yes	No	No	No	Yes	4		0.0	20	20.10	80	85.09	100	103.58	1.61	8.00	-4.00	58	67.4	59.4	59.4	56.7	62.4	Moderate
216	SFR	2	70	55	No	No	No	Yes	No	No	No	Yes	4		0.0	20	20.10	50	57.80	70	75.03	2.87	9.00	-5.00	58	68.9	59.9	59.9	56.7	62.4	Moderate
217	SFR	2	100	55	No	No	No	Yes	No	No	No	Yes	4		0.0	20	20.10	80	83.52	100	102.39	1.23	7.00	-3.00	58	67.4	60.4	60.4	56.7	62.4	Moderate
218	SFR	2	75	55	No	No	No	Yes	No	No	No	Yes	4		0.0	15	15.13	60	64.62	75	78.16	1.59	8.00	-4.00	58	68.6	60.6	60.6	56.7	62.4	Moderate
219	SFR	2	120	65	No	No	No	Yes	No	No	No	Yes	4		0.0	5	5.39	115	116.56	120	121.20	0.75	6.00	-2.00	58	68.0	62.0	62.0	56.7	62.4	Moderate
220	SFR	2	130	65	No	No	No	Yes	No	No	No	Yes	4		0.0	15	15.13	115	118.60	130	132.77	0.96	7.00	-3.00	58	67.7	60.7	60.7	56.7	62.4	Moderate
221	Paramount High School	3	85	65	No	No	No	Yes	No	No	No	Yes	4		0.0	10	10.20	75	80.41	85	89.19	1.42	8.00	-4.00	53.7	66.0	58.0	58.0	59.7	65.7	No
222	SFR	2	130	65	No	No	No	Yes	No	No	No	Yes	4		0.0	10	10.20	120	122.38	130	131.85	0.73	6.00	-2.00	51.7	67.7	61.7	61.7	53.9	60.0	Severe
223	SFR	2	135	65	No	No	No	Yes	No	No	No	Yes	4	Yes	0.0	15	15.13	120	120.07	135	135.01	0.18	3.00	-4.00	51.7	67.5	59.5	59.5	53.9	60.0	Moderate
224	SFR	2	135	65	No	No	Yes	No	No	No	No	Yes	8		48.4	15	16.16	120	120.04	135	135.03	1.16	7.00	-4.00	51.7	66.6	59.5	59.8	53.9	60.0	Moderate
225	SFR	2	220	65	No	No	No	No	No	No	No	No	8		0.0	105	105.17	115	115.04	220	220.02	0.19	3.00	0.00	51.7	61.4	61.4	61.4	53.9	60.0	Severe
226	SFR	2	125	65	No	No	Yes	No	No	No	No	No	8		56.8	10	11.66	115	115.04	125	125.04	1.67	8.00	3.00	51.7	67.2	66.8	67.2	53.9	60.0	Severe
227	SFR	2	20	65	No	No	Yes	No	Yes	No	No	Yes	8	Yes	64.0	5	7.81	15	15.30	20	20.22	2.88	9.00	-6.00	51.7	79.9	65.8	68.0	53.9	60.0	Severe
228	SFR	2	200	65	No	No	No	No	Yes	No	No	Yes	8	Yes	0.0	30	30.59	170	170.03	200	200.02	0.60	6.00	-6.00	51.7	66.8	55.8	55.8	53.9	60.0	Moderate
229	SFR	2	100	65	No	No	No	No	Yes	No	No	Yes	8	Yes	0.0	25	25.71	75	75.06	100	100.04	0.72	6.00	-6.00	51.7	69.8	58.8	58.8	53.9	60.0	Moderate
230	SFR	2	30	65	No	No	No	No	Yes	No	No	Yes	8	Yes	0.0	15	16.16	15	15.30	30	30.15	1.30	7.00	-7.00	51.7	75.0	63.0	63.0	53.9	60.0	Severe
231	SFR	2	60	65	No	No	Yes	No	No	No	No	Yes	8		60.2	45	45.40	15	15.30	60	60.07	0.62	6.00	-3.00	51.7	70.4	64.0	65.5	53.9	60.0	Severe
232	SFR	2	115	65	No	No	Yes	No	No	No	No	No	8		58.0	115	115.16		3.00	115	115.04	3.12	9.00	3.00	51.7	67.7	67.2	67.7	53.9	60.0	Severe
233	SFR/MFR	2	210	65	No	No	No	No	No	No	No	No	8		0.0	210	210.09		3.00	210	210.02	3.06	9.00	0.00	51.7	61.6	61.6	61.6	53.9	60.0	Severe
234	Mobile Homes	2	160	65	Yes	No	No	No	No	No	No	Yes	8		0.0	20	20.88	140	140.03	160	160.03	0.88	6.00	-10.50	52	58.3	52.3	52.3	54.1	60.1	No
235	Mobile Homes	2	60	65	No	No	No	No	No	No	No	Yes	8		0.0	10	11.66	50	50.09	60	60.07	1.68	8.00	-8.00	52	67.0	59.0	59.0	54.1	60.1	Moderate
236	SFR	2	100	65	No	No	No	No	No	No	No	Yes	8		0.0	10	11.66	90	90.05	100	100.04	1.67	8.00	-8.00	52	64.8	56.8	56.8	54.1	60.1	Moderate
237	SFR	2	160	65	No	No	No	No	No	No	No	Yes	8		0.0	10	11.66	150	150.03	160	160.03	1.66	8.00	-8.00	52	62.8	54.8	54.8	54.1	60.1	Moderate
238	SFR	2	95	65	Yes	No	No	No	No	No	No	Yes	8		0.0	15	16.16	80	80.06	95	95.05	1.16	7.00	-11.50	52	60.5	53.5	53.5	54.1	60.1	No
239	SFR	2	170	65	No	No	No	No	No	No	No	Yes	8		0.0	20	20.88	150	150.03	170	170.03	0.88	6.00	-6.00	48.1	62.5	56.5	56.5	52.8	59.2	Moderate
240	SFR	2	90	65	No	No	No	No	No	No	No	Yes	8		0.0	30	30.59	60	60.07	90	90.05	0.62	6.00	-6.00	48.1	65.3	59.3	59.3	52.8	59.2	Severe
241	SFR	2	155	65	No	No	No	No	No	No	No	Yes	8		0.0	15	16.16	140	140.03	155	155.03	1.16	7.00	-7.00	52	62.9	55.9	55.9	54.1	60.1	Moderate
242	SFR	2	215	65	No	No	No	No	No	No	No	Yes	8		0.0	10	11.66	205	205.02	215	215.02	1.66	8.00	-8.00	52	61.5	53.5	53.5	54.1	60.1	No
243	SFR	2	60	65	No	No	No	No	No	No	No	Yes	8		0.0	10	11.66	50	50.09	60	60.07	1.68	8.00	-8.00	52	67.0	59.0	59.0	54.1	60.1	Moderate
245	MFR	2	70	65	No	No	No	No	No	No	No	No	8		0.0	10	11.66	60	63.91	70	75.39	0.18	3.00	0.00	51.2	66.4	66.4	66.4	53.8	59.9	Severe
246	MFR	2	65	65	No	No	Yes	No	No	No	No	No	8		64.8	10	11.66	55	59.24	65	70.77	0.12	2.00	3.00	51.2	70.9	69.7	70.9	53.8	59.9	Severe
247	SFR	2	95	65	No	No	Yes	No	No	No	No	No	8		55.3	35	35.51	60	60.07	95	95.05	0.54	5.00	3.00	51.2	68.2	68.0	68.2	53.8	59.9	Severe
248	MFR	2	170	65	No	No	No	No	No	No	No	Yes	8		0.0	40	40.45	130	130.03	170	170.03	0.46	5.00	-5.00	51.2	62.5	57.5	57.5	53.8	59.9	Moderate
249	SFR	2	165	55	No	No	Yes	No	No	No	No	No	8		54.4	55	55.33	110	110.04	165	165.03	0.34	4.00	3.00	59.5	64.6	64.2	64.6	57.5	63.1	Severe
251	SFR	2	85	55	No	No	Yes	No	No	No	No	No	8		55.9	45	45.40	40	40.11	85	85.05	0.46	5.00	3.00	59.5	67.4	67.1	67.4	57.5	63.1	Severe
252	Door Christian Fellowship Church	3	150	55	No	No	Yes	No	No	No	No	No			61.0								0.00	3.00	61.5	64.0	61.0	64.0	63.6	69.2	Moderate
253	SFR	2	100	45	No	No	Yes	No	No	No	No	No	8		57.6	25	25.71	75	75.06	100	100.04	0.72	6.00	3.00	59.5	65.4	64.6	65.4	57.5	63.1	Severe
254	SFR	2	100	45	No	No	No	No	Yes	No	No	Yes	8	Yes	0.0	60	60.30	40	40.11	100	100.04	0.37	4.00	-4.00	59.5	66.6	57.6	57.6	57.5	63.1	Moderate
255	Aztec Mobile Home	2	35	35	No	No	No	No	Yes	No	No	Yes	8	Yes	0.0	10	11.66	25	25.18	35	35.13	1.71	8.00	-8.00	59.5	69.0	56.0	56.0	57.5	63.1	No
259	SFR	2	100	35	No	No	No	No	No	No	No	Yes	8		0.0	55	55.33	45	45.10	100	100.04	0.38	4.00	-4.00	59.5	59.4	55.4	55.4	57.5	63.1	No
261	SFR/MFR	2	90	20	No	No	Yes	No	No	Yes	No	No			64.8									4.00	59.5	65.8	59.0	65.8	57.5	63.1	Severe
266	Los Angeles County Fire Museum	3	110	25	No	No	No	No	No	Yes	No	No			61.0								0.00	1.00	58	61.7	53.6	61.7	61.7	67.4	Moderate
267	MFR	2	30	45	No	No	Yes	No	No	No	No	No	8		49.8	20	20.88	10	24.17	30	41.04	4.01	10.00	3.00	56	69.9	69.8	69.9	55.7	61.6	Severe
268	MFR	2	50	55	No	No	No	No	No	No	No	No	8		0.0	20	20.88	30	30.15	50	50.09	0.94	7.00	0.00	56	66.4	66.4	66.4	55.7	61.6	Severe
270	MFR	2	140	65	No	No	No	No	No	No	No	Yes	8		0.0	20	20.88	120	120.04	140	140.03	0.89	6.00	-6.00	56	63.3	57.3	57.3	55.7	61.6	Moderate
271	MFR	2	130	65	No	No	No	No	No	No	No	Yes	8		0.0	60	60.30	70	70.06	130	130.03	0.33	4.00	-4.00	56	63.7	59.7	59.7	55.7	61.6	Moderate
272	Bristol Civic Auditorium	3	70	65	No	No	No	Yes	No	No	No	Yes	8		0.0	10	11.66	60	60.07	70	70.06	1.67	8.00	-4.00	58	66.8	58.8	58.8	61.7	67.4	No
273	Bellflower Health Center	3	120	65	No	No	No	Yes	No	No	No	Yes	4		0.0	20	20.10	100	100.40	120	120.20	0.30	4.00	0.00	58	64.5	60.5	60.5	61.7	67.4	No
274	SFR	2	125	65	No	No	No	Yes	No	No	No	Yes	4		0.0	5	5.39	120	120.07	125	125.02	0.44	5.00	-1.00	56	67.8	62.8	62.8	55.7	61.6	Severe
275	MFR	2	295	65	No	No	No	Yes	No	No	No	Yes	4		0.0	25	25.08	270	270.15	295	295.08	0.15	2.00	2.00	56	64.1	62.1	62.1	55.7	61.6	Severe
276	MFR	2	220	65	No	No	Yes	Yes	No	No	No	Yes	4		0.0	10	10.20	210	211.99	220	221.65	0.54	5.00	2.00	69.4	68.4	63.4	63.4	63.9	69.1	No
277	SFR	2	130	65	Yes	No	Yes	Yes	No	No	No	Yes	4		0.0	30	30.07	100	104.12	130	132.77	1.41	7.00	-4.50	69.4	66.2	59.2	59.2	63.9	69.1	No
278	SFR/MFR	2	60	65	No	No	Yes	Yes	No	No	No	Yes	4		0.0	10	10.20	50	57.80	60	65.80	2.20	9.00	-2.00	69.4	74.0	65.0	65.0	63.9	69.1	Moderate
279	SFR	2	245	65	No	No	Yes	Yes	No	No	No	Yes	4		0.0	5	5.39	240	241.75	245	246.48	0.65	6.00	1.00	69.4	67.9	61.9	61.9	63.9	69.1	No
281	MFR	2	235	65	No	No	Yes	Yes	No	No	No	Yes	4		0.0	85	85.02	150	151.20	235	235.61	0.61	6.00	1.00	69.4	68.1	62.1	62.1	63.9	69.1	No
282	MFR	2	205	65	No	No	Yes	Yes	No	No	No	Yes	4		0.0	15	15.13	190	190.95	205	205.70	0.38	4.00	3.00	69.4	68.7	64.7	64.7	63.9	69.1	Moderate
283	SFR	2	110	65	No	No	Yes	Yes	No	No	No	Yes	4		0.0	25	25.08	85	85.48	110	110.22	0.33	4.00	3.00	57.7	71.4	67.4	67.4	56.6	62.3	Severe
284	SFR	2	175	65	No	No	No	Yes	No	No	No	Yes	4		0.0	15	15.13	160	160.25	175	175.14	0.25	3.00	1.00	57.7	66.4	63.4	63.4	56.6	62.3	Severe
285	SFR	2	185	65	No	No	No	Yes	Yes	No	No	Yes	8	Yes	0.0	40	40.45	145	145.03	185	185.02	0.45	5.00	-1.00	57.7	71.1	61.1	61.1	56.6	62.3	Moderate
286	Bel Tooren Villa Conva	2	120	65	No	No	No	Yes	No	No	No	Yes	4		0.0	15	15.13	105	108.93	120	123.00	1.06	7.00	-3.00	69.4	68.0	61.0	61.0	63.9	69.1	No
287	SFR	2	50	65	No	No	No	Yes	No	No	No	Yes	4		0.0	20	20.10	30	31.32	50	50.49	0.93	7.00	-3.00	57.7	71.8	64.8	64.8	56.6	62.3	Severe
288	SFR	2	220	65	No	No	No	Yes	No	No	No	Yes	4		0.0	10	10.20	210	210.19	220	220.11	0.28	4.00	0.00	57.7	65.4	61.4	61.4	56.6	62.3	Moderate
289	SFR	2	200	65	No	No	No	Yes	Yes	No	No	Yes	8	Yes	0.0	10	11.66	190	190.02	200	200.02	1.66	8.00	-4.00	57.7	70.8	57.8	57.8	56.6	62.3	Moderate
290	SFR	2	45	65	No	No	No	No	Yes	No	No	Yes	8	Yes	0.0	5	7.81	40	40.11	45	45.10	2.82	9.00	-9.00	57.7	73.3	59.3	59.3	56.6	62.3	Moderate
291	SFR	2	100	65	No	No	No	No	Yes	No	No	Yes	8	Yes	0.0	20	20.88	80	80.06	100	100.04	0.89	6.00	-6.00	57.7	69.8	58.8	58.8	56.6	62.3	Moderate
292	SFR	2	160	65	Yes	No	No	No	Yes	No	No	Yes	8	Yes	0.0	60	60.30	100	100.04	160	160.03	0.32	4.00	-8.50	57.7	63.3	54.3	54.3	56.6	62.3	No
293	SFR	2	230	65	No	No	No	No	Yes	No	No	Yes	8	Yes	0.0	70	70.26	160	160.03	230	230.02	0.27	4.00	-4.00	57.7	66.2	57.2	57.2	56.6	62.3	Moderate
294	SFR	2	65	65	No	No	No	No	Yes	No	No	Yes	8	Yes	0.0	35	35.51	30	30.15	65	65.07	0.59	5.00	-5.00	57.7	71.7	61.7	61.7	56.6	62.3	Moderate
295	SFR	2	160	65	No	No	No	No	No	No	No	Yes	8		0.0	10	11.66	150	150.03	160	160.03	1.66	8.00	-8.00	57.7	62.8	54.8	54.8	56.6	62.3	No
296	SFR	2	150	65	Yes	No	No	No	Yes	No	No	Yes	8	Yes	0.0	55	55.33	95	95.05	150	150.03	0.34	4.00	-8.50	57.7	63.5	54.5	54.5	56.6	62.3	No
297	SFR	2	60	65	No	No	No	No	Yes	No	No	Yes	8	Yes	0.0	55	55.33	5	5.83	60	60.07	1.08	7.00	-7.00	57.7	72.0	60.0	60.0	56.6	62.3	Moderate
298	SFR	2	95	65	No	No	No	No	No	No	No	Yes	4		0.0	15	15.13	80	80.16	95	95.05	0.24	3.00	-3.00	57.7	65.0	62.0	62.0	56.6	62.3	Moderate
299	SFR	2	150	65	No	No	No	No	No	No	No	Yes	4		0.0	10	10.20	140	140.09	150	150.03	0.26	4.00	-4.00	57.7	63.0	59.0	59.0	56.6	62.3	Moderate
300	SFR	2	80	65	No	No	No	No	No	No	No	Yes	4		0.0	15	15.1	65.0	65.2	80.0	80.1	0.3	4.0	-4.0	57.7	65.8	61.8	61.8	56.6	62.3	Moderate
301	SFR	2	75	65	No	No	No	No	No	No	No	Yes	4		0.0	15	15.1	60.0	60.2	75.0	75.1	0.3	4.0	-4.0	57.7	66.1	62.1	62.1	56.6	62.3	Moderate
303	Rio Hondo Metal Hea	3	160	65	No	No	Yes	No	No	No	No	No			58.4								0.00	3.00	61.4	63.7	62.2	63.7	63.6	69.1	Moderate
306	SFR	2	210	65	No	No	No	Yes	No	No	No	Yes	8		0.0	10	11.7	200.0	200.0	210.0	210.0	1.7	8.0	-4.0	51.2	65.6	57.6	57.6	53.8	59.9	Moderate
307	SFR	2	50	65	No	No	No	Yes	No	No	No	Yes	8		0.0	15	16.2	35.0	35.1	50.0	50.1	1.2	7.0	-3.0	51.2	71.8	64.8	64.8	53.8	59.9	Severe
308	SFR	2	210	65	No	No	No	Yes	No	No	No	Yes	4		0.0	10	10.2	200.0	201.4	210.0	211.1	0.5	5.0	-1.0	51.2	65.6	60.6	60.6	53.8	59.9	Severe
309	SFR	2	50	65	No	No	No	Yes	No	No	No	Yes	4		0.0	20	20.1	30.0	38.4	50.0	54.6	3.9	10.0	-6.0	51.2	71.8	61.8	61.8	53.8	59.9	Severe
310	SFR	2	50	65	No	No	No	Yes	No	No	No	Yes	4		0.0	15	15.1	35.0	45.5	50.0	56.8	3.8	10.0	-6.0	51.2	71.8	61.8	61.8	53.8	59.9	Severe
311	SFR	2	140	65	No	No	No	Yes	No	No	No	Yes	4		0.0	15	15.1	125.0	128.3	140.0	142.6	0.9	6.0	-2.0	51.2	67.3	61.3	61.3	53.8	59.9	Severe
312	SFR	2	50	65	No	No	No	Yes	No	No	No	Yes	4		0.0	10	10.2	40.0	49.4	50.0	56.8	2.8	9.0	-5.0	51.2	71.8	62.8	62.8	53.8	59.9	Severe
313	SFR	2	175	65	No	No	No	Yes	No	No	No	Yes	4		0.0	10	10.2	165.0	167.5	175.0	177.1	0.7	6.0	-2.0	51.2	66.4	60.4	60.4	53.8	59.9	Severe
314	SFR	2	70	65	No	No	No	Yes	No	No	No	Yes	4		0.0	35	35.1	35.0	45.5	70.0	75.0	5.5	11.0	-7.0	51.2	70.4	59.4	59.4	53.8	59.9	Moderate
315	SFR	2	40	65	No	No	No	Yes	No	No	No	Yes	4		0.0	10	10.2	30.0	41.7	40.0	48.3	3.7	10.0	-11.0	51.2	72.8	57.8	57.8	53.8	59.9	Moderate
316	SFR	2	130	65	Yes	No	No	Yes	No	No	No	Yes	4		0.0	20	20.1	110.0	113.8	130.0	132.8	1.1	7.0	-12.5	51.2	63.2	51.2	51.2	53.8	59.9	No
317	SFR	2	220	65	No	No	No	Yes	No	No	No	Yes	4		0.0	20	20.1	200.0	202.1	220.0	221.7	0.5	5.0	-6.0	51.2	65.4	55.4	55.4	53.8	59.9	Moderate
318	SFR	2	110	65	No	No	No	Yes	No	No	No	Yes	4		0.0	25	25.1	85.0	87.1	110.0	111.3	0.9	6.0	-7.0	51.2	68.4	57.4	57.4	53.8	59.9	Moderate
319	SFR	2	50	65	No	No	No	Yes	No	No	No	Yes	4		0.0	15	15.1	35.0	39.8	50.0	52.8	2.1	8.0	-9.0	51.2	71.8	58.8	58.8	53.8	59.9	Moderate
320	SFR	2	110	65	Yes	No	No	Yes	No	No	No	Yes	4		0.0	10	10.2	100.0	101.8	110.0	111.3	0.7	6.0	-11.5	51.2	63.9	52.9	52.9	53.8	59.9	No
321	SFR	2	210	65	No	No	No	Yes	No	No	No	Yes	4		0.0	10	10.2	200.0	200.2	210.0	210.1	0.3	4.0	0.0	48.0	65.6	61.6	61.6	52.7	59.2	Severe
322	SFR	2	40	65	No	No	Yes	Yes	No	No	No	Yes	4		51.5	5	5.4	35.0	36.1	40.0	40.6	0.9	6.0	1.0	48.0	75.8	69.8	69.8	52.7	59.2	Severe
323	SFR	2	45	65	No	No	No	Yes	No	No	No	Yes	4		0.0	10	10.2	35.0	39.8	45.0	48.1	1.9	8.0	-4.0	48.0	72.3	64.3	64.3	52.7	59.2	Severe
324	SFR	2	200	65	No	No	No	Yes	No	No	No	Yes	4		0.0	10	10.2	190.0	190.9	200.0	200.7	0.4	5.0	-1.0	48.0	65.8	60.8	60.8	52.7	59.2	Severe
325	SFR	2	140	65	No	No	No	Yes	No	No	No	Yes	4		0.0	60	60.0	80.0	80.5	140.0	140.2	0.4	4.0	0.0	48.0	67.3	63.3	63.3	52.7	59.2	Severe
326	SFR	2	50	65	No	No	Yes	Yes	No	No	No	Yes	4		56.5	10	10.2	40.0	40.4	50.0	50.2	0.5	5.0	2.0	48.0	74.9	69.8	70.0	52.7	59.2	Severe
327	MFR	2	210	65	No	No	Yes	No	No	No	No	No	8		46.7	50	50.4	160.0	160.0	210.0	210.0	0.4	4.0	3.0	48.0	64.6	64.6	64.6	52.7	59.2	Severe
328	SFR, MFR	2	45	45	No	No	Yes	No	Yes	No	No	Yes	8	Yes	63.1	15	16.2	30.0	30.1	45.0	45.1	1.2	7.0	-4.0	48.0	73.5	61.1	65.2	52.7	59.2	Severe
329	SFR	2	190	55	No	No	No	No	No	No	No	Yes	8		0.0	30	30.6	160.0	160.0	190.0	190.0	0.6	6.0	-6.0	48.0	60.6	54.6	54.6	52.7	59.2	Moderate
330	SFR	2	180	45	Yes	No	No	No	Yes	No	No	Yes	8	Yes	0.0	25	25.7	155.0	155.0	180.0	180.0	0.7	6.0	-10.5	48.0	59.6	48.6	48.6	52.7	59.2	No
331	MFR, SFR	2	35	35	No	No	Yes	No	Yes	No	No	Yes	8	Yes	0.0	20	20.9	15.0	15.3	35.0	35.1	1.0	7.0	-4.0	48.0	72.0	60.0	60.0	52.7	59.2	Severe
332	Artesia Historical Mus	3	45	35	No	No	No	No	Yes	No	No	Yes	8	Yes	0.0	25	25.71	20	20.22	45	45.10	0.83	6.00	-6.00	50	64.4	53.4	53.4	58.4	64.6	No
333	SFR	2	175	55	Yes	No	Yes	No	No	No	No	No	8		0.0	45	45.4	130.0	130.0	175.0	175.0	0.4	5.0	3.5	48.0	59.4	64.4	59.4	52.7	59.2	Severe
334	SFR	2	40	45	No	No	Yes	No	Yes	No	No	Yes	8	Yes	64.8	10	11.7	30.0	30.1	40.0	40.1	1.7	8.0	-5.0	48.0	74.1	60.6	66.2	52.7	59.2	Severe
335	SFR, MFR	2	200	45	No	No	No	No	No	No	No	No	8		0.0	40	40.4	160.0	160.0	200.0	200.0	0.5	5.0	0.0	48.0	58.6	58.6	58.6	52.7	59.2	Moderate
336	SFR	2	180	35	No	No	No	No	Yes	No	No	Yes	8	Yes	0.0	10	11.7	170.0	170.0	180.0	180.0	1.7	8.0	-8.0	48.0	61.9	48.9	48.9	52.7	59.2	No
337	Wan Yuen Temple	3	55	35	No	No	Yes	No	Yes	No	No	Yes	8	Yes	0.0	15	16.16	40	40.11	55	55.08	1.19	7.00	-4.00	50	66.5	54.5	54.5	58.4	64.6	No
338	SFR, MFR	2	160	35	No	No	No	No	Yes	Yes	No	Yes	8	Yes	0.0	10	11.7	150.0	150.0	160.0	160.0	1.7	8.0	-7.0	48.0	63.4	50.4	50.4	52.7	59.2	No
339	SFR, MFR	2	90	35	No	No	Yes	No	Yes	Yes	No	Yes	8	Yes	0.0	30	30.6	60.0	60.1	90.0	90.0	0.6	6.0	-2.0	48.0	68.9	57.9	57.9	52.7	59.2	Moderate
340	SFR	2	200	20	No	No	No	No	Yes	Yes	No	No		Yes												57.6	52.6	52.6	52.7	59.2	No
341	SFR	2	110	20	No	No	Yes	No	Yes	Yes	No	No	8	Yes	0.0	60	60.3	50.0	50.1	110.0	110.0	0.3	4.0	4.0	48.0	63.2	58.1	58.2	52.7	59.2	Moderate

Mitigated LRT Noise Alternative 3

Cluster Number	Receptor Description	FTA Receptor Category	Near Track Distance (feet)	Speed (mph)	Intervening First Row (-4.5 dBA)	Intervening Second Row (-1.5 dBA)	Embedde Track (+3 dBA)	Aerial (+4 dBA)	Crossover (+5 dBA)	Quacker (+1 dBA)	Wheal Squeal (+10 dBA)	Soundwall (Variable dBA)	Soundwall Height	Moveable Point Frog	Audible Warning Noise	Source horizontal distance to barrier (ft)	Source Distance to Top of Barrier (ft)	Reciever Horizontal Distance from barrier (ft)	Reciever Distance from top of Barrier (ft)	Sloped Horizontal Distance from Source to Reciever (ft)	Sloped Distance from Source to Reciever (ft)	Path Difference (ft)	Soundwall Adjustment (db)	Total Adjustment (dBA)	Existing Noise Exposure Cat 1 or 2 (Ldn), Cat 3 (Leq)	Unmitigated Nois e Level Cat 1 or 2 (Ldn), Cat 3 (Leq)	LRT Project Noise Exposure Cat 1 or 2 (Ldn), Cat 3 (Leq)	Combined Noise Exposure Cat 1 or 2 (Ldn), Cat 3 (Leq)	Noise Impact Criteria		Impact?
																													Moderate	Severe	
342	SFR	2	80	20	No	No	Yes	No	Yes	Yes	No	No	8	Yes	0.0	20	20.9	60.0	60.1	80.0	80.1	0.9	6.0	4.0	48.0	64.5	59.5	59.5	52.7	59.2	Severe
343	SFR	2	200	20	No	No	No	No	Yes	Yes	No	No		Yes												57.6	52.6	52.6	52.7	59.2	No
344	SFR	2	40	15	No	No	Yes	No	Yes	No	No	Yes	8	Yes	0.0	35	35.5	5.0	5.8	40.0	40.1	1.2	7.0	-4.0	52.0	64.0	52.0	52.0	54.1	60.1	No
346	SFR	2	40	15	No	No	No	No	Yes	No	No	Yes	8	Yes	0.0	35	35.5	5.0	5.8	40.0	40.1	1.2	7.0	-7.0	52.0	61.0	49.0	49.0	54.1	60.1	No
347	SFR	2	45	15	No	No	No	No	No	No	No	Yes	8		0.0	40	40.4	5.0	5.8	45.0	45.1	1.2	7.0	-7.0	52.0	55.5	48.5	48.5	54.1	60.1	No

LRT Noise Alternative 4

Cluster Number	Receptor Description	FTA Receptor Category	Near Track Distance (feet)	Speed (mph)	Intervening First Row (-4.5 dBA)	Intervening Second Row (-1.5 dBA)	Embedded Track (+3 dBA)	Aerial (+4 dBA)	Crossover (+5 dBA)	Quacker (+1 dBA)	Wheel Squeal (+10 dBA)	Total Adjustment (dBA)	Existing Noise Exposure Cat 1 or 2 (Ldn), Cat 3 (Leq)	Audible Warning Noise	Project Noise Exposure Cat 1 or 2 (Ldn), Cat 3 (Leq)	Combined Noise Exposure Cat 1 or 2 (Ldn), Cat 3 (Leq)	Noise Impact Criteria		Impact?
																	Moderate	Severe	
181	Trinity Bible Church	3	200	15	No	No	No	No	No	No	No	0	75.3	0.0	45.5	45.5	70.0	78.4	No
182	SFR	2	350	15	No	No	No	No	No	No	No	0	59.3	0.0	46.6	46.6	57.4	63.0	No
183	Apostolic Assembly South Gate	3	280	15	No	No	No	No	No	No	No	0	66.6	0.0	44.0	44.0	66.9	72.2	No
184	American Indian Bible Church	3	100	15	No	No	No	No	No	No	No	0	74.7	0.0	48.5	48.5	70.0	78.0	No
185	SFR	2	210	15	No	No	No	No	Yes	No	No	5	59.9	0.0	53.8	53.8	57.7	63.3	No
186	SFR	2	300	15	No	No	No	No	No	No	No	0	59.3	0.0	47.3	47.3	57.4	63.0	No
187	SFR	2	220	15	No	No	No	No	Yes	No	No	5	59.9	0.0	53.6	53.6	57.7	63.3	No
188	SFR	2	220	25	No	No	Yes	No	No	Yes	No	4	60.3	52.8	57.1	58.4	58.0	63.5	Moderate
189	SFR	2	185	25	No	No	Yes	No	No	Yes	No	4	61.2	55.9	57.8	60.0	58.5	64.0	Moderate
190	SFR	2	95	55	No	No	Yes	No	No	Yes	No	4	63.7	66.7	67.6	70.2	60.0	65.4	Severe
191	SFR	2	30	55	No	No	No	No	No	Yes	No	1	64.0	0.0	69.6	69.6	60.2	65.6	Severe
192	SFR	2	20	55	No	No	No	No	No	Yes	No	1	64.0	0.0	71.3	71.3	60.2	65.6	Severe
193	SFR	2	15	55	No	No	No	No	No	Yes	No	1	64.0	0.0	72.6	72.6	60.2	65.6	Severe
194	SFR	2	45	55	No	No	No	No	No	Yes	No	1	64.0	0.0	67.8	67.8	60.2	65.6	Severe
195	SFR	2	230	55	No	No	No	No	No	Yes	No	1	64.0	0.0	60.7	60.7	60.2	65.6	Moderate
196	SFR	2	45	55	No	No	No	No	No	Yes	No	1	64.0	0.0	67.8	67.8	60.2	65.6	Severe
197	SFR	2	15	55	No	No	No	No	No	Yes	No	1	64.0	0.0	72.6	72.6	60.2	65.6	Severe
198	SFR	2	290	55	No	No	No	No	No	No	No	0	64.0	0.0	58.7	58.7	60.2	65.6	No
199	SFR	2	285	55	No	No	No	Yes	No	No	No	4	57.9	0.0	62.8	62.8	56.7	62.4	Severe
200	SFR	2	15	55	No	No	No	Yes	No	No	No	4	66.7	0.0	75.6	75.6	62.0	67.3	Severe
201	SFR	2	65	55	No	No	No	Yes	No	No	No	4	66.1	0.0	69.2	69.2	61.6	66.9	Severe
202	SFR	2	240	55	No	No	No	Yes	No	No	No	4	58.9	0.0	63.5	63.5	57.2	62.9	Severe
203	SFR	2	190	20	No	No	No	Yes	No	No	Yes	14	50.3	0.0	65.8	65.8	53.5	59.7	Severe
204	SFR	2	65	20	No	No	No	Yes	No	No	Yes	14	50.3	0.0	70.4	70.4	53.5	59.7	Severe
205	SFR	2	280	20	No	No	No	Yes	No	No	Yes	14	59.9	0.0	64.1	64.1	57.7	63.3	Severe
206	SFR	2	15	20	No	No	No	Yes	No	No	Yes	14	65.1	0.0	76.8	76.8	60.9	66.3	Severe
207	SFR	2	75	20	No	No	No	Yes	No	No	Yes	14	58.7	0.0	69.8	69.8	57.1	62.8	Severe
208	SFR	2	170	20	No	No	No	Yes	No	No	Yes	14	64.6	0.0	66.3	66.3	60.6	66.0	Severe
209	SFR	2	290	35	No	No	No	Yes	No	No	Yes	14	67.5	0.0	68.8	68.8	62.5	67.8	Severe
210	SFR	2	80	35	No	No	No	Yes	No	No	Yes	14	60.6	0.0	74.4	74.4	58.1	63.7	Severe
211	SFR	2	260	15	No	No	No	Yes	No	No	No	4	58.6	0.0	51.9	51.9	57.0	62.7	No
212	SFR	2	140	15	No	No	No	Yes	No	No	No	4	60.1	0.0	54.6	54.6	57.8	63.4	No
213	SFR	2	55	15	No	No	No	Yes	No	No	No	4	65.2	0.0	58.7	58.7	61.0	66.3	No
214	MFR	2	335	45	No	No	No	Yes	No	No	No	4	51.7	0.0	60.4	60.4	53.9	60.0	Severe
215	SFR	2	100	55	No	No	No	Yes	No	No	No	4	58.0	0.0	67.4	67.4	56.7	62.4	Severe
216	SFR	2	70	55	No	No	No	Yes	No	No	No	4	58.0	0.0	68.9	68.9	56.7	62.4	Severe
217	SFR	2	100	55	No	No	No	Yes	No	No	No	4	58.0	0.0	67.4	67.4	56.7	62.4	Severe
218	SFR	2	75	55	No	No	No	Yes	No	No	No	4	58.0	0.0	68.6	68.6	56.7	62.4	Severe
219	SFR	2	120	65	No	No	No	Yes	No	No	No	4	58.0	0.0	68.0	68.0	56.7	62.4	Severe
220	SFR	2	130	65	No	No	No	Yes	No	No	No	4	58.0	0.0	67.7	67.7	56.7	62.4	Severe
221	Paramount High School	3	85	65	No	No	No	Yes	No	No	No	4	53.7	0.0	66.0	66.0	59.7	65.7	Severe
222	SFR	2	130	65	No	No	No	Yes	No	No	No	4	51.7	0.0	67.7	67.7	53.9	60.0	Severe
223	SFR	2	135	65	No	No	No	Yes	No	No	No	4	51.7	0.0	67.5	67.5	53.9	60.0	Severe
224	SFR	2	135	65	No	No	Yes	No	No	No	No	3	51.7	48.4	66.5	66.6	53.9	60.0	Severe
225	SFR	2	220	65	No	No	No	No	No	No	No	0	51.7	0.0	61.4	61.4	53.9	60.0	Severe
226	SFR	2	125	65	No	No	Yes	No	No	No	No	3	51.7	56.8	66.8	67.2	53.9	60.0	Severe
227	SFR	2	20	65	No	No	Yes	No	Yes	No	No	8	51.7	64.0	79.8	79.9	53.9	60.0	Severe
228	SFR	2	200	65	No	No	No	No	Yes	No	No	5	51.7	0.0	66.8	66.8	53.9	60.0	Severe
229	SFR	2	100	65	No	No	No	No	Yes	No	No	5	51.7	0.0	69.8	69.8	53.9	60.0	Severe
230	SFR	2	30	65	No	No	No	No	Yes	No	No	5	51.7	0.0	75.0	75.0	53.9	60.0	Severe
231	SFR	2	60	65	No	No	Yes	No	No	No	No	3	51.7	60.2	70.0	70.4	53.9	60.0	Severe
232	SFR	2	115	65	No	No	Yes	No	No	No	No	3	51.7	58.0	67.2	67.7	53.9	60.0	Severe
233	SFR/MFR	2	210	65	No	No	No	No	No	No	No	0	51.7	0.0	61.6	61.6	53.9	60.0	Severe
234	Mobile Homes	2	160	65	Yes	No	No	No	No	No	No	-4.5	52.0	0.0	58.3	58.3	54.1	60.1	Moderate
235	Mobile Homes	2	60	65	No	No	No	No	No	No	No	0	52.0	0.0	67.0	67.0	54.1	60.1	Severe
236	SFR	2	100	65	No	No	No	No	No	No	No	0	52.0	0.0	64.8	64.8	54.1	60.1	Severe
237	SFR	2	160	65	No	No	No	No	No	No	No	0	52.0	0.0	62.8	62.8	54.1	60.1	Severe
238	SFR	2	95	65	Yes	No	No	No	No	No	No	-4.5	52.0	0.0	60.5	60.5	54.1	60.1	Severe
239	SFR	2	170	65	No	No	No	No	No	No	No	0	48.1	0.0	62.5	62.5	52.8	59.2	Severe
240	SFR	2	90	65	No	No	No	No	No	No	No	0	48.1	0.0	65.3	65.3	52.8	59.2	Severe
241	SFR	2	155	65	No	No	No	No	No	No	No	0	52.0	0.0	62.9	62.9	54.1	60.1	Severe
242	SFR	2	215	65	No	No	No	No	No	No	No	0	52.0	0.0	61.5	61.5	54.1	60.1	Severe
243	SFR	2	60	65	No	No	No	No	No	No	No	0	52.0	0.0	67.0	67.0	54.1	60.1	Severe
244	Adventist Union School	3	230	65	No	No	No	No	No	No	No	0	53.2	0.0	57.7	57.7	59.5	65.5	No
245	MFR	2	70	65	No	No	No	No	No	No	No	0	51.2	0.0	66.4	66.4	53.8	59.9	Severe
246	MFR	2	65	65	No	No	Yes	No	No	No	No	3	51.2	64.8	69.7	70.9	53.8	59.9	Severe
247	SFR	2	95	65	No	No	Yes	No	No	No	No	3	51.2	55.3	68.0	68.2	53.8	59.9	Severe
248	MFR	2	170	65	No	No	No	No	No	No	No	0	51.2	0.0	62.5	62.5	53.8	59.9	Severe
249	SFR	2	165	55	No	No	Yes	No	No	No	No	3	59.5	54.4	64.2	64.6	57.5	63.1	Severe

LRT Noise Alternative 4

Cluster Number	Receptor Description	FTA Receptor Category	Near Track Distance (feet)	Speed (mph)	Intervening First Row (-4.5 dBA)	Intervening Second Row (-1.5 dBA)	Embedded Track (+3 dBA)	Aerial (+4 dBA)	Crossover (+5 dBA)	Quacker (+1 dBA)	Wheel Squeal (+10 dBA)	Total Adjustment (dBA)	Existing Noise Exposure Cat 1 or 2 (Ldn), Cat 3 (Leq)	Audible Warning Noise	Project Noise Exposure Cat 1 or 2 (Ldn), Cat 3 (Leq)	Combined Noise Exposure Cat 1 or 2 (Ldn), Cat 3 (Leq)	Noise Impact Criteria		Impact?
																	Moderate	Severe	
250	SFR	2	165	55	Yes	No	No	No	No	No	No	-4.5	59.5	0.0	56.7	56.7	57.5	63.1	No
251	SFR	2	85	55	No	No	Yes	No	No	No	No	3	59.5	55.9	67.1	67.4	57.5	63.1	Severe
252	Door Christian Fellowship Church	3	150	55	No	No	Yes	No	No	No	No	3	61.5	61.0	61.0	64.0	63.6	69.2	Moderate
253	SFR	2	100	45	No	No	Yes	No	No	No	No	3	59.5	57.6	64.6	65.4	57.5	63.1	Severe
254	SFR	2	100	45	No	No	No	No	Yes	No	No	5	59.5	0.0	66.6	66.6	57.5	63.1	Severe
255	Aztec Mobile Home	2	35	35	No	No	No	No	Yes	No	No	5	59.5	0.0	69.0	69.0	57.5	63.1	Severe
256	SFR	2	215	35	No	No	No	No	No	No	No	0	59.5	0.0	56.1	56.1	57.5	63.1	No
257	Greek Apostilic Church	3	290	35	No	No	No	No	No	No	No	0	61.5	0.0	51.3	51.3	63.6	69.2	No
258	SFR/MFR	2	150	35	Yes	No	No	No	No	No	No	-4.5	59.5	0.0	53.2	53.2	57.5	63.1	No
259	SFR	2	100	35	No	No	No	No	No	No	No	0	59.5	0.0	59.4	59.4	57.5	63.1	Moderate
260	SFR	2	220	25	No	No	No	No	No	Yes	No	1	59.5	0.0	54.1	54.1	57.5	63.1	No
261	SFR/MFR	2	90	15	No	No	Yes	No	No	Yes	No	4	59.5	64.8	56.5	65.4	57.5	63.1	Severe
262	MFR	2	305	15	No	No	No	No	No	Yes	No	1	59.5	0.0	48.2	48.2	57.5	63.1	No
263	Kingdom Causes Bellflower	3	245	15	No	No	No	No	No	Yes	No	1	61.5	0.0	45.6	45.6	63.6	69.2	No
264	MFR	2	160	15	No	No	Yes	No	No	Yes	No	4	59.5	51.5	54.0	56.0	57.5	63.1	No
265	MFR	2	270	15	No	No	No	No	No	Yes	No	1	56.0	0.0	48.8	48.8	55.7	61.6	No
266	Los Angeles County Fire Museum	3	110	25	No	No	No	No	No	Yes	No	1	58.0	61.0	53.6	61.7	61.7	67.4	Moderate
267	MFR	2	30	45	No	No	Yes	No	No	No	No	3	56.0	49.8	69.8	69.9	55.7	61.6	Severe
268	MFR	2	50	55	No	No	No	No	No	No	No	0	56.0	0.0	66.4	66.4	55.7	61.6	Severe
269	Open Door Worship Center	3	200	65	No	No	No	No	No	No	No	0	58.0	0.0	58.3	58.3	61.7	67.4	No
270	MFR	2	140	65	No	No	No	No	No	No	No	0	56.0	0.0	63.3	63.3	55.7	61.6	Severe
271	MFR	2	130	65	No	No	No	No	No	No	No	0	56.0	0.0	63.7	63.7	55.7	61.6	Severe
272	Bristol Civic Auditorium	3	70	65	No	No	No	Yes	No	No	No	4	58.0	0.0	66.8	66.8	61.7	67.4	Moderate
273	Bellflower Health Center	3	120	65	No	No	No	Yes	No	No	No	4	58.0	0.0	64.5	64.5	61.7	67.4	Moderate
274	SFR	2	125	65	No	No	No	Yes	No	No	No	4	56.0	0.0	67.8	67.8	55.7	61.6	Severe
275	MFR	2	295	65	No	No	No	Yes	No	No	No	4	56.0	0.0	64.1	64.1	55.7	61.6	Severe
276	MFR	2	220	65	No	No	Yes	Yes	No	No	No	7	69.4	0.0	68.4	68.4	63.9	69.1	Moderate
277	SFR	2	130	65	Yes	No	Yes	Yes	No	No	No	2.5	69.4	0.0	66.2	66.2	63.9	69.1	Moderate
278	SFR/MFR	2	60	65	No	No	Yes	Yes	No	No	No	7	69.4	0.0	74.0	74.0	63.9	69.1	Severe
279	SFR	2	245	65	No	No	Yes	Yes	No	No	No	7	69.4	0.0	67.9	67.9	63.9	69.1	Moderate
280	MFR	2	320	65	No	No	No	Yes	No	No	No	4	69.4	0.0	63.8	63.8	63.9	69.1	No
281	MFR	2	235	65	No	No	Yes	Yes	No	No	No	7	69.4	0.0	68.1	68.1	63.9	69.1	Moderate
282	MFR	2	205	65	No	No	Yes	Yes	No	No	No	7	69.4	0.0	68.7	68.7	63.9	69.1	Moderate
283	SFR	2	110	65	No	No	Yes	Yes	No	No	No	7	57.7	0.0	71.4	71.4	56.6	62.3	Severe
284	SFR	2	175	65	No	No	No	Yes	No	No	No	4	57.7	0.0	66.4	66.4	56.6	62.3	Severe
285	SFR	2	185	65	No	No	No	Yes	Yes	No	No	9	57.7	0.0	71.1	71.1	56.6	62.3	Severe
286	Bel Tooren Villa Convalescent Hospital	2	120	65	No	No	No	Yes	No	No	No	4	69.4	0.0	68.0	68.0	63.9	69.1	Moderate
287	SFR	2	50	65	No	No	No	Yes	No	No	No	4	57.7	0.0	71.8	71.8	56.6	62.3	Severe
288	SFR	2	220	65	No	No	No	Yes	No	No	No	4	57.7	0.0	65.4	65.4	56.6	62.3	Severe
289	SFR	2	200	65	No	No	No	Yes	Yes	No	No	9	57.7	0.0	70.8	70.8	56.6	62.3	Severe
290	SFR	2	45	65	No	No	No	No	Yes	No	No	5	57.7	0.0	73.3	73.3	56.6	62.3	Severe
291	SFR	2	100	65	No	No	No	No	Yes	No	No	5	57.7	0.0	69.8	69.8	56.6	62.3	Severe
292	SFR	2	160	65	Yes	No	No	No	Yes	No	No	0.5	57.7	0.0	63.3	63.3	56.6	62.3	Severe
293	SFR	2	230	65	No	No	No	No	Yes	No	No	5	57.7	0.0	66.2	66.2	56.6	62.3	Severe
294	SFR	2	65	65	No	No	No	No	Yes	No	No	5	57.7	0.0	71.7	71.7	56.6	62.3	Severe
295	SFR	2	160	65	No	No	No	No	No	No	No	0	57.7	0.0	62.8	62.8	56.6	62.3	Severe
296	SFR	2	150	65	Yes	No	No	No	Yes	No	No	0.5	57.7	0.0	63.5	63.5	56.6	62.3	Severe
297	SFR	2	60	65	No	No	No	No	Yes	No	No	5	57.7	0.0	72.0	72.0	56.6	62.3	Severe
298	SFR	2	95	65	No	No	No	No	No	No	No	0	57.7	0.0	65.0	65.0	56.6	62.3	Severe
299	SFR	2	150	65	No	No	No	No	No	No	No	0	57.7	0.0	63.0	63.0	56.6	62.3	Severe
300	SFR	2	80	65	No	No	No	No	No	No	No	0	57.7	0.0	65.8	65.8	56.6	62.3	Severe
301	SFR	2	75	65	No	No	No	No	No	No	No	0	57.7	0.0	66.1	66.1	56.6	62.3	Severe
302	Valley Christian High School	3	180	65	No	No	Yes	No	No	No	No	3	61.4	55.7	61.7	62.7	63.6	69.1	No
303	Rio Hondo Metal Health Clinic	3	160	65	No	No	Yes	No	No	No	No	3	61.4	58.4	62.2	63.7	63.6	69.1	Moderate
304	Fremont College	3	200	65	No	No	No	No	No	No	No	0	53.2	0.0	58.3	58.3	59.5	65.5	No
305	Artesia Cemetary	3	220	65	No	No	No	No	No	No	No	0	53.2	0.0	57.9	57.9	59.5	65.5	No
306	SFR	2	210	65	No	No	No	Yes	No	No	No	4	51.2	0.0	65.6	65.6	53.8	59.9	Severe
307	SFR	2	50	65	No	No	No	Yes	No	No	No	4	51.2	0.0	71.8	71.8	53.8	59.9	Severe
308	SFR	2	210	65	No	No	No	Yes	No	No	No	4	51.2	0.0	65.6	65.6	53.8	59.9	Severe
309	SFR	2	50	65	No	No	No	Yes	No	No	No	4	51.2	0.0	71.8	71.8	53.8	59.9	Severe
310	SFR	2	50	65	No	No	No	Yes	No	No	No	4	51.2	0.0	71.8	71.8	53.8	59.9	Severe

LRT Noise Alternative 4

Cluster Number	Receptor Description	FTA Receptor Category	Near Track Distance (feet)	Speed (mph)	Intervening First Row (-4.5 dBA)	Intervening Second Row (-1.5 dBA)	Embedded Track (+3 dBA)	Aerial (+4 dBA)	Crossover (+5 dBA)	Quacker (+1 dBA)	Wheel Squeal (+10 dBA)	Total Adjustment (dBA)	Existing Noise Exposure Cat 1 or 2 (Ldn), Cat 3 (Leq)	Audible Warning Noise	Project Noise Exposure Cat 1 or 2 (Ldn), Cat 3 (Leq)	Combined Noise Exposure Cat 1 or 2 (Ldn), Cat 3 (Leq)	Noise Impact Criteria		Impact?
																	Moderate	Severe	
311	SFR	2	140	65	No	No	No	Yes	No	No	No	4	51.2	0.0	67.3	67.3	53.8	59.9	Severe
312	SFR	2	50	65	No	No	No	Yes	No	No	No	4	51.2	0.0	71.8	71.8	53.8	59.9	Severe
313	SFR	2	175	65	No	No	No	Yes	No	No	No	4	51.2	0.0	66.4	66.4	53.8	59.9	Severe
314	SFR	2	70	65	No	No	No	Yes	No	No	No	4	51.2	0.0	70.4	70.4	53.8	59.9	Severe
315	SFR	2	40	65	No	No	No	Yes	No	No	No	4	51.2	0.0	72.8	72.8	53.8	59.9	Severe
316	SFR	2	130	65	Yes	No	No	Yes	No	No	No	-0.5	51.2	0.0	63.2	63.2	53.8	59.9	Severe
317	SFR	2	220	65	No	No	No	Yes	No	No	No	4	51.2	0.0	65.4	65.4	53.8	59.9	Severe
318	SFR	2	110	65	No	No	No	Yes	No	No	No	4	51.2	0.0	68.4	68.4	53.8	59.9	Severe
319	SFR	2	50	65	No	No	No	Yes	No	No	No	4	51.2	0.0	71.8	71.8	53.8	59.9	Severe
320	SFR	2	110	65	Yes	No	No	Yes	No	No	No	-0.5	51.2	0.0	63.9	63.9	53.8	59.9	Severe
321	SFR	2	210	65	No	No	No	Yes	No	No	No	4.0	48.0	0.0	65.6	65.6	52.7	59.2	Severe
322	SFR	2	40	65	No	No	Yes	Yes	No	No	No	7.0	48.0	51.5	75.8	75.8	52.7	59.2	Severe
323	SFR	2	45	65	No	No	No	Yes	No	No	No	4.0	48.0	0.0	72.3	72.3	52.7	59.2	Severe
324	SFR	2	200	65	No	No	No	Yes	No	No	No	4.0	48.0	0.0	65.8	65.8	52.7	59.2	Severe
325	SFR	2	140	65	No	No	No	Yes	No	No	No	4.0	48.0	0.0	67.3	67.3	52.7	59.2	Severe
326	SFR	2	50	65	No	No	Yes	Yes	No	No	No	7.0	48.0	56.5	74.8	74.9	52.7	59.2	Severe
327	MFR	2	210	65	No	No	Yes	No	No	No	No	3.0	48.0	46.7	64.6	64.6	52.7	59.2	Severe
328	SFR, MFR	2	45	45	No	No	Yes	No	Yes	No	No	8.0	48.0	63.1	73.1	73.5	52.7	59.2	Severe
329	SFR	2	190	55	No	No	No	No	No	No	No	0.0	48.0	0.0	60.6	60.6	52.7	59.2	Severe
330	SFR	2	180	45	Yes	No	No	No	Yes	No	No	0.5	48.0	0.0	59.6	59.6	52.7	59.2	Severe
331	MFR, SFR	2	35	35	No	No	Yes	No	Yes	No	No	8.0	48.0	0.0	72.0	72.0	52.7	59.2	Severe
332	Artesia Historical Musum	3	45	35	No	No	No	No	Yes	No	No	8	50.0	0.0	64.4	64.4	58.4	64.6	Moderate
333	SFR	2	175	55	Yes	No	Yes	No	No	No	No	-1.5	48.0	0.0	59.4	59.4	52.7	59.2	Severe
334	SFR	2	40	45	No	No	Yes	No	Yes	No	No	8.0	48.0	64.8	73.6	74.1	52.7	59.2	Severe
335	SFR, MFR	2	200	45	No	No	No	No	No	No	No	0.0	48.0	0.0	58.6	58.6	52.7	59.2	Moderate
336	SFR	2	180	35	No	No	No	No	Yes	No	No	5.0	48.0	0.0	61.9	61.9	52.7	59.2	Severe
337	Wan Yuen Temple	3	55	35	No	No	Yes	No	Yes	No	No	3.0	50.0	0.0	66.5	66.5	58.4	64.6	Severe
338	SFR, MFR	2	160	35	No	No	No	No	Yes	Yes	No	6.0	48.0	0.0	63.4	63.4	52.7	59.2	Severe
339	SFR, MFR	2	90	35	No	No	Yes	No	Yes	Yes	No	9.0	48.0	0.0	68.9	68.9	52.7	59.2	Severe
340	SFR	2	200	20	No	No	No	No	Yes	Yes	No	6.0	48.0	0.0	57.6	57.6	52.7	59.2	Moderate
341	SFR	2	110	20	No	No	Yes	No	Yes	Yes	No	9.0	48.0	0.0	63.1	63.2	52.7	59.2	Severe
342	SFR	2	80	20	No	No	Yes	No	Yes	Yes	No	9.0	48.0	0.0	64.5	64.5	52.7	59.2	Severe
343	SFR	2	200	20	No	No	No	No	Yes	Yes	No	6.0	48.0	0.0	57.6	57.6	52.7	59.2	Moderate
344	SFR	2	40	15	No	No	Yes	No	Yes	No	No	8.0	52.0	0.0	64.0	64.0	54.1	60.1	Severe
345	SFR	2	165	15	Yes	No	No	No	Yes	No	No	0.5	52.0	0.0	50.4	50.4	54.1	60.1	No
346	SFR	2	40	15	No	No	No	No	Yes	No	No	5.0	52.0	0.0	61.0	61.0	54.1	60.1	Severe
347	SFR	2	45	15	No	No	No	No	No	No	No	0.0	52.0	0.0	55.5	55.5	54.1	60.1	Moderate

Mitigated Noise Alternative 4

Cluster Number	Receptor Description	FTA Receptor Category	Near Track Distance (feet)	Speed (mph)	Intervening First Row (-4.5 dBA)	Intervening Second Row (-1.5 dBA)	Embedde Track (+3 dBA)	Aerial (+4 dBA)	Crossover (+5 dBA)	Quacker (+1 dBA)	Wheal Squeal (+10 dBA)	Soundwall (Variable dBA)	Soundwall Height	Moveable Point Frog	Audible Warning Noise	Source horizontal distance to barrier (ft)	Source Distance to Top of Barrier (ft)	Reciever Horizontal Distance from barrier (ft)	Reciever Distance from top of Barrier (ft)	Sloped Horizontal Distance from Source to Reciever (ft)	Sloped Distance from Source to Reciever (ft)	Path Difference (ft)	Soundwall Adjustment (db)	Total Adjustment (dBA)	Existing Noise Exposure Cat 1 or 2 (Ldn), Cat 3 (Leq)	Unmitigated Noise Level Cat 1 or 2 (Ldn), Cat 3 (Leq)	LRT Project Noise Exposure Cat 1 or 2 (Ldn), Cat 3 (Leq)	Combined Noise Exposure Cat 1 or 2 (Ldn), Cat 3 (Leq)	Noise Impact Criteria Moderate	Noise Impact Criteria Severe	Impact?
182	SFR	2	350	15	No	No	No	No	No	No	No	No			0.0					350			0.00	0.00	59.3	46.6	46.6	46.6	57.4	63.0	No
185	SFR	2	210	15	No	No	No	No	Yes	No	No	Yes	8	Yes	0.0	9	10.82	201	201.02	210	210.02	1.82	8.00	-8.00	59.9	53.8	40.8	40.8	57.7	63.3	No
186	SFR	2	300	15	No	No	No	No	No	No	No	Yes			0.0	60	60.30	240	240.02	300	300.01	0.30	4.00	-4.00	59.3	47.3	43.3	43.3	57.4	63.0	No
187	SFR	2	220	15	No	No	No	No	Yes	No	No	No		Yes	0.0	220	220.08		3.00	220	220.02	3.06	9.00	0.00	59.9	53.6	48.6	48.6	57.7	63.3	No
188	SFR	2	220	25	No	No	Yes	No	No	Yes	No	No	8		52.8	220	220.08		3.00	220	220.02	3.06	9.00	4.00	60.3	58.4	57.1	58.4	58.0	63.5	Moderate
189	SFR	2	185	25	No	No	Yes	No	No	Yes	No	No			55.9								0.00	4.00	61.2	60.0	57.8	60.0	58.5	64.0	Moderate
190	SFR	2	95	55	No	No	Yes	No	No	Yes	No	No	8		66.7	95	95.19		3.00	95	143.09	-44.90	0.00	4.00	63.7	70.2	67.6	70.2	60.0	65.4	Severe
191	SFR	2	30	55	No	No	No	No	No	Yes	No	Yes	8		0.0	25	25.71	5	5.83	30	30.15	1.39	7.00	-6.00	64	69.6	62.6	62.6	60.2	65.6	Moderate
192	SFR	2	20	55	No	No	No	No	No	Yes	No	Yes	8		0.0	15	16.16	5	5.83	20	20.22	1.76	8.00	-7.00	64	71.3	63.3	63.3	60.2	65.6	Moderate
193	SFR	2	15	55	No	No	No	No	No	Yes	No	Yes	8		0.0	10	11.66	5	5.83	15	15.30	2.20	9.00	-8.00	64	72.6	63.6	63.6	60.2	65.6	Moderate
194	SFR	2	45	55	No	No	No	No	No	Yes	No	Yes	8		0.0	40	40.45	5	5.83	45	45.10	1.18	7.00	-6.00	64	67.8	60.8	60.8	60.2	65.6	Moderate
195	SFR	2	230	55	No	No	No	No	No	Yes	No	Yes	8		0.0	50	50.36	180	180.02	230	230.02	0.36	4.00	-3.00	64	60.7	56.7	56.7	60.2	65.6	No
196	SFR	2	45	55	No	No	No	No	No	Yes	No	Yes	8		0.0	40	40.45	5	5.83	45	45.10	1.18	7.00	-6.00	64	67.8	60.8	60.8	60.2	65.6	Moderate
197	SFR	2	15	55	No	No	No	No	No	Yes	No	Yes	8		0.0	10	11.66	5	5.83	15	15.30	2.20	9.00	-8.00	64	72.6	63.6	63.6	60.2	65.6	Moderate
198	SFR	2	290	55	No	No	No	No	No	No	No	Yes	8		0.0	10	11.66	280	280.02	290	290.02	1.66	8.00	-8.00	64	58.7	50.7	50.7	60.2	65.6	No
199	SFR	2	285	55	No	No	No	Yes	No	No	No	Yes	4		0.0	25	25.08	260	261.11	285	285.85	0.34	4.00	0.00	57.9	62.8	58.8	58.8	56.7	62.4	Moderate
200	SFR	2	15	55	No	No	No	Yes	No	No	No	Yes	4		0.0	5	5.39	10	30.68	15	30.89	5.17	10.00	-6.00	66.7	75.6	65.6	65.6	62.0	67.3	Moderate
201	SFR	2	65	55	No	No	No	Yes	No	No	No	Yes	4		0.0	25	25.08	40	49.41	65	70.38	4.10	10.00	-6.00	66.1	69.2	59.2	59.2	61.6	66.9	No
202	SFR	2	240	55	No	No	No	Yes	No	No	No	Yes	4		0.0	200	200.01	40	49.41	240	241.51	7.90	11.00	-7.00	58.9	63.5	52.5	52.5	57.2	62.9	No
203	SFR	2	190	20	No	No	No	Yes	No	No	Yes	No			0.0									4.00	50.3	65.8	55.8	55.8	53.5	59.7	Moderate
204	SFR	2	65	20	No	No	No	Yes	No	No	Yes	No			0.0									4.00	50.3	70.4	60.4	60.4	53.5	59.7	Severe
205	SFR	2	280	20	No	No	No	Yes	No	No	Yes	Yes	4		0.0	10	10.20	270	271.55	280	281.30	0.45	5.00	-1.00	59.9	64.1	49.1	49.1	57.7	63.3	No
206	SFR	2	15	20	No	No	No	Yes	No	No	Yes	Yes	4		0.0	5	5.39	10	30.68	15	30.89	5.17	10.00	-6.00	65.1	76.8	56.8	56.8	60.9	66.3	No
207	SFR	2	75	20	No	No	No	Yes	No	No	Yes	Yes	4		0.0	20	20.10	55	62.18	75	79.71	2.56	9.00	-5.00	58.7	69.8	50.8	50.8	57.1	62.8	No
208	SFR	2	170	20	No	No	No	Yes	No	No	Yes	Yes	4		0.0	10	10.20	160	162.61	170	172.13	0.67	6.00	-2.00	64.6	66.3	50.3	50.3	60.6	66.0	No
209	SFR	2	290	35	No	No	No	Yes	No	No	Yes	Yes	4		0.0	25	25.08	265	266.58	290	291.25	0.41	5.00	-1.00	67.5	68.8	53.8	53.8	62.5	67.8	No
210	SFR	2	80	35	No	No	No	Yes	No	No	Yes	Yes	4		0.0	25	25.08	55	62.18	80	84.43	2.82	9.00	-5.00	60.6	74.4	55.4	55.4	58.1	63.7	No
211	SFR	2	260	20	No	No	No	Yes	No	No	No	Yes	4		0.0	10	10.20	250	251.68	260	261.40	0.48	5.00	-1.00	58.6	51.9	49.4	49.4	57.0	62.7	No
212	SFR	2	140	20	No	No	No	Yes	No	No	No	Yes	4		0.0	-10	10.20	150	152.78	140	142.58	20.40	12.00	-8.00	60.1	54.6	45.1	45.1	57.8	63.4	No
213	SFR	2	55	20	No	No	No	Yes	No	No	No	Yes	4		0.0	-10	10.20	65	71.18	55	61.27	20.10	12.00	-8.00	65.2	58.7	49.2	49.2	61.0	66.3	No
214	MFR	2	335	45	No	No	No	Yes	No	No	No	Yes	4		0.0	15	15.13	320	321.31	335	336.09	0.36	4.00	0.00	51.7	60.4	56.4	56.4	53.9	60.0	Moderate
215	SFR	2	100	55	No	No	No	Yes	No	No	No	Yes	4		0.0	20	20.10	80	85.09	100	103.58	1.61	8.00	-4.00	58	67.4	59.4	59.4	56.7	62.4	Moderate
216	SFR	2	70	55	No	No	No	Yes	No	No	No	Yes	4		0.0	20	20.10	50	57.80	70	75.03	2.87	9.00	-5.00	58	68.9	59.9	59.9	56.7	62.4	Moderate
217	SFR	2	100	55	No	No	No	Yes	No	No	No	Yes	4		0.0	20	20.10	80	83.52	100	102.39	1.23	7.00	-3.00	58	67.4	60.4	60.4	56.7	62.4	Moderate
218	SFR	2	75	55	No	No	No	Yes	No	No	No	Yes	4		0.0	15	15.13	60	64.62	75	78.16	1.59	8.00	-4.00	58	68.6	60.6	60.6	56.7	62.4	Moderate
219	SFR	2	120	65	No	No	No	Yes	No	No	No	Yes	4		0.0	5	5.39	115	116.56	120	121.20	0.75	6.00	-2.00	58	68.0	62.0	62.0	56.7	62.4	Moderate
220	SFR	2	130	65	No	No	No	Yes	No	No	No	Yes	4		0.0	15	15.13	115	118.60	130	132.77	0.96	7.00	-3.00	58	67.7	60.7	60.7	56.7	62.4	Moderate
221	Paramount High School	3	85	65	No	No	No	Yes	No	No	No	Yes	4		0.0	10	10.20	75	80.41	85	89.19	1.42	8.00	-4.00	53.7	66.0	0.0	57.7	59.7	65.7	No
222	SFR	2	130	65	No	No	No	Yes	No	No	No	Yes	4		0.0	10	10.20	120	122.38	130	131.85	0.73	6.00	-2.00	51.7	67.7	61.7	61.7	53.9	60.0	Severe
223	SFR	2	135	65	No	No	No	Yes	No	No	No	Yes	4	Yes	0.0	15	15.13	120	120.07	135	135.01	0.18	3.00	-4.00	51.7	67.5	59.5	59.5	53.9	60.0	Moderate
224	SFR	2	135	65	No	No	Yes	No	No	No	No	Yes	8		48.4	15	16.16	120	120.04	135	135.03	1.16	7.00	-4.00	51.7	66.6	59.5	59.8	53.9	60.0	Moderate
225	SFR	2	220	65	No	No	No	No	No	No	No	No	8		0.0	105	105.17	115	115.04	220	220.02	0.19	3.00	0.00	51.7	61.4	61.4	61.4	53.9	60.0	Severe
226	SFR	2	125	65	No	No	Yes	No	No	No	No	No	8		56.8	10	11.66	115	115.04	125	125.04	1.67	8.00	3.00	51.7	67.2	66.8	67.2	53.9	60.0	Severe
227	SFR	2	20	65	No	No	Yes	No	Yes	No	No	Yes	8	Yes	64.0	5	7.81	15	15.30	20	20.22	2.88	9.00	-6.00	51.7	79.9	65.8	68.0	53.9	60.0	Severe
228	SFR	2	200	65	No	No	No	No	Yes	No	No	Yes	8	Yes	0.0	30	30.59	170	170.03	200	200.02	0.60	6.00	-6.00	51.7	66.8	55.8	55.8	53.9	60.0	Moderate
229	SFR	2	100	65	No	No	No	No	Yes	No	No	Yes	8	Yes	0.0	25	25.71	75	75.06	100	100.04	0.72	6.00	-6.00	51.7	69.8	58.8	58.8	53.9	60.0	Moderate
230	SFR	2	30	65	No	No	No	No	Yes	No	No	Yes	8	Yes	0.0	15	16.16	15	15.30	30	30.15	1.30	7.00	-7.00	51.7	75.0	63.0	63.0	53.9	60.0	Severe
231	SFR	2	60	65	No	No	Yes	No	No	No	No	Yes	8		60.2	45	45.40	15	15.30	60	60.07	0.62	6.00	-3.00	51.7	70.4	64.0	65.5	53.9	60.0	Severe
232	SFR	2	115	65	No	No	Yes	No	No	No	No	No	8		58.0	115	115.16		3.00	115	115.04	3.12	9.00	3.00	51.7	67.7	67.2	67.7	53.9	60.0	Severe
233	SFR/MFR	2	210	65	No	No	No	No	No	No	No	No	8		0.0	210	210.09		3.00	210	210.02	3.06	9.00	0.00	51.7	61.6	61.6	61.6	53.9	60.0	Severe
234	Mobile Homes	2	160	65	Yes	No	No	No	No	No	No	Yes	8		0.0	20	20.88	140	140.03	160	160.03	0.88	6.00	-10.50	52	58.3	52.3	52.3	54.1	60.1	No
235	Mobile Homes	2	60	65	No	No	No	No	No	No	No	Yes	8		0.0	10	11.66	50	50.09	60	60.07	1.68	8.00	-8.00	52	67.0	59.0	59.0	54.1	60.1	Moderate
236	SFR	2	100	65	No	No	No	No	No	No	No	Yes	8		0.0	10	11.66	90	90.05	100	100.04	1.67	8.00	-8.00	52	64.8	56.8	56.8	54.1	60.1	Moderate
237	SFR	2	160	65	No	No	No	No	No	No	No	Yes	8		0.0	10	11.66	150	150.03	160	160.03	1.66	8.00	-8.00	52	62.8	54.8	54.8	54.1	60.1	Moderate
238	SFR	2	95	65	Yes	No	No	No	No	No	No	Yes	8		0.0	15	16.16	80	80.06	95	95.05	1.16	7.00	-11.50	52	60.5	53.5	53.5	54.1	60.1	No
239	SFR	2	170	65	No	No	No	No	No	No	No	Yes	8		0.0	20	20.88	150	150.03	170	170.03	0.88	6.00	-6.00	48.1	62.5	56.5	56.5	52.8	59.2	Moderate
240	SFR	2	90	65	No	No	No	No	No	No	No	Yes	8		0.0	30	30.59	60	60.07	90	90.05	0.62	6.00	-6.00	48.1	65.3	59.3	59.3	52.8	59.2	Severe
241	SFR	2	155	65	No	No	No	No	No	No	No	Yes	8		0.0	15	16.16	140	140.03	155	155.03	1.16	7.00	-7.00	52	62.9	55.9	55.9	54.1	60.1	Moderate
242	SFR	2	215	65	No	No	No	No	No	No	No	Yes	8		0.0	10	11.66	205	205.02	215	215.02	1.66	8.00	-8.00	52	61.5	53.5	53.5	54.1	60.1	No
243	SFR	2	60	65	No	No	No	No	No	No	No	Yes	8		0.0	10	11.66	50	50.09	60	60.07	1.68	8.00	-8.00	52	67.0	59.0	59.0	54.1	60.1	Moderate
245	MFR	2	70	65	No	No	No	No	No	No	No	No	8		0.0	10	11.66	60	63.91	70	75.39	0.18	3.00	0.00	51.2	66.4	66.4	66.4	53.8	59.9	Severe
246	MFR	2	65	65	No	No	Yes	No	No	No	No	No	8		64.8	10	11.66	55	59.24	65	70.77	0.12	2.00	3.00	51.2	70.9	69.7	70.9	53.8	59.9	Severe
247	SFR	2	95	65	No	No	Yes	No	No	No	No	No	8		55.3	35	35.51	60	60.07	95	95.05	0.54	5.00	3.00	51.2	68.2	68.0	68.2	53.8	59.9	Severe
248	MFR	2	170	65	No	No	No	No	No	No	No	Yes	8		0.0	40	40.45	130	130.03	170	170.03	0.46	5.00	-5.00	51.2	62.5	57.5	57.5	53.8	59.9	Moderate
249	SFR	2	165	55	No	No	Yes	No	No	No	No	No	8		54.4	55	55.33	110	110.04	165	165.03	0.34	4.00	3.00	59.5	64.6	64.2	64.6	57.5	63.1	Severe
251	SFR	2	85	55	No	No	Yes	No	No	No	No	No	8		55.9	45	45.40	40	40.11	85	85.05	0.46	5.00	3.00	59.5	67.4	67.1	67.4	57.5	63.1	Severe
252	Door Christian Fellowship Church	3	150	55	No	No	Yes	No	No	No	No	No			61.0								0.00	3.00	61.5	64.0	0.0	63.9	63.6	69.2	Moderate
253	SFR	2	100	45	No	No	Yes	No	No	No	No	No	8		57.6	25	25.71	75	75.06	100	100.04	0.72	6.00	3.00	59.5	65.4	64.6	65.4	57.5	63.1	Severe
254	SFR	2	100	45	No	No	No	No	Yes	No	No	Yes	8	Yes	0.0	60	60.30	40	40.11	100	100.04	0.37	4.00	-4.00	59.5	66.6	57.6	57.6	57.5	63.1	Moderate
255	Aztec Mobile Home	2	35	35	No	No	No	No	Yes	No	No	Yes	8	Yes	0.0	10	11.66	25	25.18	35	35.13	1.71	8.00	-8.00	59.5	69.0	56.0	56.0	57.5	63.1	No
259	SFR	2	100	35	No	No	No	No	No	No	No	Yes	8		0.0	55	55.33	45	45.10	100	100.04	0.38	4.00	-4.00	59.5	59.4	55.4	55.4	57.5	63.1	No
261	SFR/MFR	2	90	20	No	No	Yes	No	No	Yes	No	No			64.8									4.00	59.5	65.4	59.0	65.8	57.5	63.1	Severe
266	Los Angeles County Fire Museum	3	110	25	No	No	No	No	No	Yes	No	No			61.0								0.00	1.00	58	61.7	0.0	61.7	61.7	67.4	Moderate
267	MFR	2	30	45	No	No	Yes	No	No	No	No	No	8		49.8	20	20.88	10	24.17	30	41.04	4.01	10.00	3.00	56	69.9	69.8	69.9	55.7	61.6	Severe
268	MFR	2	50	55	No	No	No	No	No	No	No	No	8		0.0	20	20.88	30	30.15	50	50.09	0.94	7.00	0.00	56	66.4	66.4	66.4	55.7	61.6	Severe
270	MFR	2	140	65	No	No	No	No	No	No	No	Yes	8		0.0	20	20.88	120	120.04	140	140.03	0.89	6.00	-6.00	56	63.3	57.3	57.3	55.7	61.6	Moderate
271	MFR	2	130	65	No	No	No	No	No	No	No	Yes	8		0.0	60	60.30	70	70.06	130	130.03	0.33	4.00	-4.00	56	63.7	59.7	59.7	55.7	61.6	Moderate
272	Bristol Civic Auditorium	3	70	65	No	No	No	Yes	No	No	No	Yes			0.0	10	11.66	60	60.07	70	70.06	1.67	8.00	-4.00	58	66.8	0.0	58.6	61.7	67.4	No
273	Bellflower Health Center	3	120	65	No	No	No	Yes	No	No	No	Yes			0.0	20	20.10	100	100.40	120	120.20	0.30	4.00	0.00	58	64.5	0.0	60.4	61.7	67.4	No
274	SFR	2	125	65	No	No	No	Yes	No	No	No	Yes	4		0.0	5	5.39	120	120.07	125	125.02	0.44	5.00	-1.00	56	67.8	62.8	62.8	55.7	61.6	Severe
275	MFR	2	295	65	No	No	No	Yes	No	No	No	Yes	4		0.0	25	25.08	270	270.15	295	295.08	0.15	2.00	2.00	56	64.1	62.1	62.1	55.7	61.6	Severe
276	MFR	2	220	65	No	No	Yes	Yes	No	No	No	Yes	4		0.0	10	10.20	210	211.99	220	221.65	0.54	5.00	2.00	69.4	68.4	63.4	63.4	63.9	69.1	No
277	SFR	2	130	65	Yes	No	Yes	Yes	No	No	No	Yes	4		0.0	30	30.07	100	104.12	130	132.77	1.41	7.00	-4.50	69.4	66.2	59.2	59.2	63.9	69.1	No
278	SFR/MFR	2	60	65	No	No	Yes	Yes	No	No	No	Yes	4		0.0	10	10.20	50	57.80	60	65.80	2.20	9.00	-2.00	69.4	74.0	65.0	65.0	63.9	69.1	Moderate
279	SFR	2	245	65	No	No	Yes	Yes	No	No	No	Yes	4		0.0	5	5.39	240	241.75	245	246.48	0.65	6.00	1.00	69.4	67.9	61.9	61.9	63.9	69.1	No
281	MFR	2	235	65	No	No	Yes	Yes	No	No	No	Yes	4		0.0	85	85.02	150	151.20	235	235.61	0.61	6.00	1.00	69.4	68.1	62.1	62.1	63.9	69.1	No
282	MFR	2	205	65	No	No	Yes	Yes	No	No	No	Yes	4		0.0	15	15.13	190	190.95	205	205.70	0.38	4.00	3.00	69.4	68.7	64.7	64.7	63.9	69.1	Moderate
283	SFR	2	110	65	No	No	Yes	Yes	No	No	No	Yes	4		0.0	25	25.08	85	85.48	110	110.22	0.33	4.00	3.00	57.7	71.4	67.4	67.4	56.6	62.3	Severe
284	SFR	2	175	65	No	No	No	Yes	No	No	No	Yes	4		0.0	15	15.13	160	160.25	175	175.14	0.25	3.00	1.00	57.7	66.4	63.4	63.4	56.6	62.3	Severe
285	SFR	2	185	65	No	No	No	Yes	Yes	No	No	Yes	8	Yes	0.0	40	40.45	145	145.03	185	185.02	0.45	5.00	-1.00	57.7	71.1	61.1	61.1	56.6	62.3	Moderate
286	Bel Tooren Villa Cor	2	120	65	No	No	No	Yes	No	No	No	Yes	4		0.0	15	15.13	105	108.93	120	123.00	1.06	7.00	-3.00	69.4	68.0	61.0	61.0	63.9	69.1	No
287	SFR	2	50	65	No	No	No	Yes	No	No	No	Yes	4		0.0	20	20.10	30	31.32	50	50.49	0.93	7.00	-3.00	57.7	71.8	64.8	64.8	56.6	62.3	Severe
288	SFR	2	220	65	No	No	No	Yes	No	No	No	Yes	4		0.0	10	10.20	210	210.19	220	220.11	0.28	4.00	0.00	57.7	65.4	61.4	61.4	56.6	62.3	Moderate
289	SFR	2	200	65	No	No	No	Yes	Yes	No	No	Yes	8	Yes	0.0	10	11.66	190	190.02	200	200.02	1.66	8.00	-4.00	57.7	70.8	57.8	57.8	56.6	62.3	Moderate
290	SFR	2	45	65	No	No	No	No	Yes	No	No	Yes	8	Yes	0.0	5	7.81	40	40.11	45	45.10	2.82	9.00	-9.00	57.7	73.3	59.3	59.3	56.6	62.3	Moderate
291	SFR	2	100	65	No	No	No	No	Yes	No	No	Yes	8	Yes	0.0	20	20.88	80	80.06	100	100.04	0.89	6.00	-6.00	57.7	69.8	58.8	58.8	56.6	62.3	Moderate
292	SFR	2	160	65	Yes	No	No	No	Yes	No	No	Yes	8	Yes	0.0	60	60.30	100	100.04	160	160.03	0.32	4.00	-8.50	57.7	63.3	54.3	54.3	56.6	62.3	No
293	SFR	2	230	65	No	No	No	No	Yes	No	No	Yes	8	Yes	0.0	70	70.26	160	160.03	230	230.02	0.27	4.00	-4.00	57.7	66.2	57.2	57.2	56.6	62.3	Moderate
294	SFR	2	65	65	No	No	No	No	Yes	No	No	Yes	8	Yes	0.0	35	35.51	30	30.15	65	65.07	0.59	5.00	-5.00	57.7	71.7	61.7	61.7	56.6	62.3	Moderate
295	SFR	2	160	65	No	No	No	No	No	No	No	Yes	8		0.0	10	11.66	150	150.03	160	160.03	1.66	8.00	-8.00	57.7	62.8	54.8	54.8	56.6	62.3	No
296	SFR	2	150	65	Yes	No	No	No	Yes	No	No	Yes	8	Yes	0.0	55	55.33	95	95.05	150	150.03	0.34	4.00	-8.50	57.7	63.5	54.5	54.5	56.6	62.3	No
297	SFR	2	60	65	No	No	No	No	Yes	No	No	Yes	8	Yes	0.0	55	55.33	5	5.83	60	60.07	1.08	7.00	-7.00	57.7	72.0	60.0	60.0	56.6	62.3	Moderate
298	SFR	2	95	65	No	No	No	No	No	No	No	Yes	4		0.0	15	15.13	80	80.16	95	95.05	0.24	3.00	-3.00	57.7	65.0	62.0	62.0	56.6	62.3	Moderate
299	SFR	2	150	65	No	No	No	No	No	No	No	Yes	4		0.0	10	10.20	140	140.09	150	150.03	0.26	4.00	-4.00	57.7	63.0	59.0	59.0	56.6	62.3	Moderate
300	SFR	2	80	65	No	No	No	No	No	No	No	Yes	4		0.0	15	15.1	65.0	65.2	80.0	80.1	0.3	4.0	-4.0	57.7	65.8	61.8	61.8	56.6	62.3	Moderate
301	SFR	2	75	65	No	No	No	No	No	No	No	Yes	4		0.0	15	15.1	60.0	60.2	75.0	75.1	0.3	4.0	-4.0	57.7	66.1	62.1	62.1	56.6	62.3	Moderate
303	Rio Hondo Metal He	3	160	65	No	No	Yes	No	No	No	No	No			58.4								0.00	3.00	61.4	63.7	62.2	63.7	63.6	69.1	Moderate
306	SFR	2	210	65	No	No	No	Yes	No	No	No	Yes	8		0.0	10	11.7	200.0	200.0	210.0	210.0	1.7	8.0	-4.0	51.2	65.6	57.6	57.6	53.8	59.9	Moderate
307	SFR	2	50	65	No	No	No	Yes	No	No	No	Yes	8		0.0	15	16.2	35.0	35.1	50.0	50.1	1.2	7.0	-3.0	51.2	71.8	64.8	64.8	53.8	59.9	Severe
308	SFR	2	210	65	No	No	No	Yes	No	No	No	Yes	4		0.0	10	10.2	200.0	201.4	210.0	211.1	0.5	5.0	-1.0	51.2	65.6	60.6	60.6	53.8	59.9	Severe
309	SFR	2	50	65	No	No	No	Yes	No	No	No	Yes	4		0.0	20	20.1	30.0	38.4	50.0	54.6	3.9	10.0	-6.0	51.2	71.8	61.8	61.8	53.8	59.9	Severe
310	SFR	2	50	65	No	No	No	Yes	No	No	No	Yes	4		0.0	15	15.1	35.0	45.5	50.0	56.8	3.8	10.0	-6.0	51.2	71.8	61.8	61.8	53.8	59.9	Severe
311	SFR	2	140	65	No	No	No	Yes	No	No	No	Yes	4		0.0	15	15.1	125.0	128.3	140.0	142.6	0.9	6.0	-2.0	51.2	67.3	61.3	61.3	53.8	59.9	Severe
312	SFR	2	50	65	No	No	No	Yes	No	No	No	Yes	4		0.0	10	10.2	40.0	49.4	50.0	56.8	2.8	9.0	-5.0	51.2	71.8	62.8	62.8	53.8	59.9	Severe
313	SFR	2	175	65	No	No	No	Yes	No	No	No	Yes	4		0.0	10	10.2	165.0	167.5	175.0	177.1	0.7	6.0	-2.0	51.2	66.4	60.4	60.4	53.8	59.9	Severe
314	SFR	2	70	65	No	No	No	Yes	No	No	No	Yes	4		0.0	35	35.1	35.0	45.5	70.0	75.0	5.5	11.0	-7.0	51.2	70.4	59.4	59.4	53.8	59.9	Moderate

Mitigated Noise Alternative 4

Cluster Number	Receptor Description	FTA Receptor Category	Near Track Distance (feet)	Speed (mph)	Intervening First Row (-4.5 dBA)	Intervening Second Row (-1.5 dBA)	Embedde Track (+3 dBA)	Aerial (+4 dBA)	Crossover (+5 dBA)	Quacker (+1 dBA)	Wheal Squeal (+10 dBA)	Soundwall (Variable dBA)	Soundwall Height	Moveable Point Frog	Audible Warning Noise	Source horizontal distance to barrier (ft)	Source Distance to Top of Barrier (ft)	Reciever Horizontal Distance from barrier (ft)	Reciever Distance from top of Barrier (ft)	Sloped Horizontal Distance from Source to Reciever (ft)	Sloped Distance from Source to Reciever (ft)	Path Difference (ft)	Soundwall Adjustment (db)	Total Adjustment (dBA)	Existing Noise Exposure Cat 1 or 2 (Ldn), Cat 3 (Leq)	Unmitigated Noise Level Cat 1 or 2 (Ldn), Cat 3 (Leq)	LRT Project Noise Exposure Cat 1 or 2 (Ldn), Cat 3 (Leq)	Combined Noise Exposure Cat 1 or 2 (Ldn), Cat 3 (Leq)	Noise Impact Criteria		Impact?
																													Moderate	Severe	
315	SFR	2	40	65	No	No	No	Yes	No	No	No	Yes	4		0.0	10	10.2	30.0	41.7	40.0	48.3	3.7	10.0	-11.0	51.2	72.8	57.8	57.8	53.8	59.9	Moderate
316	SFR	2	130	65	Yes	No	No	Yes	No	No	No	Yes	4		0.0	20	20.1	110.0	113.8	130.0	132.8	1.1	7.0	-12.5	51.2	63.2	51.2	51.2	53.8	59.9	No
317	SFR	2	220	65	No	No	No	Yes	No	No	No	Yes	4		0.0	20	20.1	200.0	202.1	220.0	221.7	0.5	5.0	-6.0	51.2	65.4	55.4	55.4	53.8	59.9	Moderate
318	SFR	2	110	65	No	No	No	Yes	No	No	No	Yes	4		0.0	25	25.1	85.0	87.1	110.0	111.3	0.9	6.0	-7.0	51.2	68.4	57.4	57.4	53.8	59.9	Moderate
319	SFR	2	50	65	No	No	No	Yes	No	No	No	Yes	4		0.0	15	15.1	35.0	39.8	50.0	52.8	2.1	8.0	-9.0	51.2	71.8	58.8	58.8	53.8	59.9	Moderate
320	SFR	2	110	65	Yes	No	No	Yes	No	No	No	Yes	4		0.0	10	10.2	100.0	101.8	110.0	111.3	0.7	6.0	-11.5	51.2	63.9	52.9	52.9	53.8	59.9	No
321	SFR	2	210	65	No	No	No	Yes	No	No	No	Yes	4		0.0	10	10.2	200.0	200.2	210.0	210.1	0.3	4.0	0.0	48.0	65.6	61.6	61.6	52.7	59.2	Severe
322	SFR	2	40	65	No	No	Yes	Yes	No	No	No	Yes	4		51.5	5	5.4	35.0	36.1	40.0	40.6	0.9	6.0	1.0	48.0	75.8	69.8	69.8	52.7	59.2	Severe
323	SFR	2	45	65	No	No	No	Yes	No	No	No	Yes	4		0.0	10	10.2	35.0	39.8	45.0	48.1	1.9	8.0	-4.0	48.0	72.3	64.3	64.3	52.7	59.2	Severe
324	SFR	2	200	65	No	No	No	Yes	No	No	No	Yes	4		0.0	10	10.2	190.0	190.9	200.0	200.7	0.4	5.0	-1.0	48.0	65.8	60.8	60.8	52.7	59.2	Severe
325	SFR	2	140	65	No	No	No	Yes	No	No	No	Yes	4		0.0	60	60.0	80.0	80.5	140.0	140.2	0.4	4.0	0.0	48.0	67.3	63.3	63.3	52.7	59.2	Severe
326	SFR	2	50	65	No	No	Yes	Yes	No	No	No	Yes	4		56.5	10	10.2	40.0	40.4	50.0	50.2	0.5	5.0	2.0	48.0	74.9	69.8	70.0	52.7	59.2	Severe
327	MFR	2	210	65	No	No	Yes	No	No	No	No	No	8		46.7	50	50.4	160.0	160.0	210.0	210.0	0.4	4.0	3.0	48.0	64.6	64.6	64.6	52.7	59.2	Severe
328	SFR, MFR	2	45	45	No	No	Yes	No	Yes	No	No	Yes	8	Yes	63.1	15	16.2	30.0	30.1	45.0	45.1	1.2	7.0	-4.0	48.0	73.5	61.1	65.2	52.7	59.2	Severe
329	SFR	2	190	55	No	No	No	No	No	No	No	Yes	8		0.0	30	30.6	160.0	160.0	190.0	190.0	0.6	6.0	-6.0	48.0	60.6	54.6	54.6	52.7	59.2	Moderate
330	SFR	2	180	45	Yes	No	No	No	Yes	No	No	Yes	8	Yes	0.0	25	25.7	155.0	155.0	180.0	180.0	0.7	6.0	-10.5	48.0	59.6	48.6	48.6	52.7	59.2	No
331	MFR, SFR	2	35	35	No	No	Yes	No	Yes	No	No	Yes	8	Yes	0.0	20	20.9	15.0	15.3	35.0	35.1	1.0	7.0	-4.0	48.0	72.0	60.0	60.0	52.7	59.2	Severe
332	Artesia Historical M	3	45	35	No	No	No	No	Yes	No	No	Yes	8	Yes	0.0	25	25.71	20	20.22	45	45.10	0.83	6.00	-6.00	50	64.4	53.4	53.4	58.4	64.6	No
333	SFR	2	175	55	Yes	No	Yes	No	No	No	No	No	8		0.0	45	45.4	130.0	130.0	175.0	175.0	0.4	5.0	3.5	48.0	59.4	64.4	59.4	52.7	59.2	Severe
334	SFR	2	40	45	No	No	Yes	No	Yes	No	No	Yes	8	Yes	64.8	10	11.7	30.0	30.1	40.0	40.1	1.7	8.0	-5.0	48.0	74.1	60.6	66.2	52.7	59.2	Severe
335	SFR, MFR	2	200	45	No	No	No	No	No	No	No	No	8		0.0	40	40.4	160.0	160.0	200.0	200.0	0.5	5.0	0.0	48.0	58.6	58.6	58.6	52.7	59.2	Moderate
336	SFR	2	180	35	No	No	No	No	Yes	No	No	Yes	8	Yes	0.0	10	11.7	170.0	170.0	180.0	180.0	1.7	8.0	-8.0	48.0	61.9	48.9	48.9	52.7	59.2	No
337	Wan Yuen Temple	3	55	35	No	No	Yes	No	Yes	No	No	Yes	8	Yes	0.0	15	16.16	40	40.11	55	55.08	1.19	7.00	-4.00	50	66.5	54.5	54.5	58.4	64.6	No
338	SFR, MFR	2	160	35	No	No	No	No	Yes	Yes	No	Yes	8	Yes	0.0	10	11.7	150.0	150.0	160.0	160.0	1.7	8.0	-7.0	48.0	63.4	50.4	50.4	52.7	59.2	No
339	SFR, MFR	2	90	35	No	No	Yes	No	Yes	Yes	No	Yes	8	Yes	0.0	30	30.6	60.0	60.1	90.0	90.0	0.6	6.0	-2.0	48.0	68.9	57.9	57.9	52.7	59.2	Moderate
340	SFR	2	200	20	No	No	No	No	Yes	Yes	No	No		Yes												57.6	52.6	52.6	52.7	59.2	No
341	SFR	2	110	20	No	No	Yes	No	Yes	Yes	No	No	8	Yes	0.0	60	60.3	50.0	50.1	110.0	110.0	0.3	4.0	4.0	48.0	63.2	58.1	58.2	52.7	59.2	Moderate
342	SFR	2	80	20	No	No	Yes	No	Yes	Yes	No	No	8	Yes	0.0	20	20.9	60.0	60.1	80.0	80.1	0.9	6.0	4.0	48.0	64.5	59.5	59.5	52.7	59.2	Severe
343	SFR	2	200	20	No	No	No	No	Yes	Yes	No	No		Yes												57.6	52.6	52.6	52.7	59.2	No
344	SFR	2	40	15	No	No	Yes	No	Yes	No	No	Yes	8	Yes	0.0	35	35.5	5.0	5.8	40.0	40.1	1.2	7.0	-4.0	52.0	64.0	52.0	52.0	54.1	60.1	No
346	SFR	2	40	15	No	No	No	No	Yes	No	No	Yes	8	Yes	0.0	35	35.5	5.0	5.8	40.0	40.1	1.2	7.0	-7.0	52.0	61.0	49.0	49.0	54.1	60.1	No
347	SFR	2	45	15	No	No	No	No	No	No	No	Yes	8		0.0	40	40.4	5.0	5.8	45.0	45.1	1.2	7.0	-7.0	52.0	55.5	48.5	48.5	54.1	60.1	No

Grade Crossing Noise

Cluster Number	Grade Crossing	FTA Land Use Category	Distance (feet)	Intervening	Total Adjustment	Noise Level (Cat 2 dBA, L_{dn}) (Cat 3 dBA, L_{eq})				Impact
						Existing	Project	Impact Threshold		
								Moderate	Severe	
None	Alameda St.	None	None	None	0	None	None	None	None	None
52	Santa Fe Ave.	2	230	No	0	68	51.5	62.9	68.1	No
54	Santa Fe Ave.	2	180	No	0	68	63.2	62.9	68.1	Moderate
55	Santa Fe Ave.	2	140	Yes	-4.5	68	51.4	62.9	68.1	No
56	Santa Fe Ave.	2	60	No	0	68	63.2	62.9	68.1	Moderate
58	Santa Fe Ave.	2	180	No	0	68	53.7	62.9	68.1	No
57	Malabar St.	2	200	No	0	68	52.8	62.9	68.1	No
60	Malabar St.	2	45	No	0	68	65.7	62.9	68.1	Moderate
61	Malabar St.	2	110	No	0	68	58	62.9	68.1	No
62	Malabar St	3	75	No	0	64.2	65.1	65.3	70.7	No
63	Malabar St.	2	220	No	0	68	51.9	62.9	68.1	No
64	Malabar St.	2	200	No	0	68	52.8	62.9	68.1	No
65	Malabar St.	2	50	No	0	68	64.8	62.9	68.1	Moderate
67	Pacific Blvd.	2	300	No	0	64.2	53	65.3	70.7	No
66	Pacific Blvd.	3	130	No	0	68	56.5	62.9	68.1	No
69	Seville Ave.	2	210	No	0	61.8	52.3	58.8	64.3	No
70	Seville Ave.	2	250	No	0	61.8	50.8	58.8	64.3	No
71	Seville Ave.	2	45	No	0	61.8	65.7	58.8	64.3	Moderate
73	Seville Ave.	2	45	No	0	61.8	65.7	58.8	64.3	Moderate
73	Miles Ave.	2	60	No	0	61.8	63.2	58.8	64.3	Moderate
78	Miles Ave.	2	100	Yes	-4.5	61.8	54.3	58.8	64.3	No
79	Miles Ave.	2	50	No	0	61.8	64.8	58.8	64.3	Moderate
82	Miles Ave.	2	220	No	0	61.8	51.9	58.8	64.3	No
83	Miles Ave.	3	90	No	0	63.8	63.5	65.1	70.5	No
86	Miles Ave.	2	50	No	0	61.8	64.8	58.8	64.3	Moderate
88	Arbutus Ave.	2	70	No	0	63.1	61.9	59.6	65.1	Moderate
92	Arbutus Ave.	2	170	Yes	-4.5	63.1	49.7	59.6	65.1	No
93	Arbutus Ave.	2	70	No	0	63.1	61.9	59.6	65.1	Moderate
94	Arbutus Ave.	2	90	No	0	63.1	59.7	59.6	65.1	Moderate
95	Arbutus Ave.	2	201	Yes	-4.5	63.1	48.2	59.6	65.1	No
96	Arbutus Ave.	2	100	No	0	63.1	58.8	59.6	65.1	No
94	State St.	2	150	No	0	63.1	55.3	59.6	65.1	No
98	State St.	2	160	No	0	63.1	54.7	59.6	65.1	No
99	State St.	2	130	No	0	63.1	56.5	59.6	65.1	No
100	State St.	3	160	No	0	65.1	58.5	65.9	71.3	No

Grade Crossing Noise

Cluster Number	Grade Crossing	FTA Land Use Category	Distance (feet)	Intervening	Total Adjustment	Noise Level (Cat 2 dBA, L_{dn}) (Cat 3 dBA, L_{eq})				Impact
								Impact Threshold		
						Existing	Project	Moderate	Severe	
106	Gage Ave	3	260	No	0	68.8	54.3	68.5	73.7	No
107	Gage Ave.	2	100	No	0	66.8	58.8	62	67.3	No
108	Gage Ave.	2	180	No	0	66.8	53.7	62	67.3	No
112	Bell Ave.	2	330	No	0	66.8	48.4	62	67.3	No
113	Bell Ave.	2	25	No	0	66.8	70.8	62	67.3	Moderate
114	Bell Ave.	2	100	No	0	66.8	58.8	62	67.3	No
115	Bell Ave.	2	230	No	0	66.8	51.5	62	67.3	No
116	Bell Ave.	2	25	No	0	64	70.8	60.2	65.6	Moderate
119	Florence Ave.	2	130	No	0	64	56.5	60.2	65.6	No
120	Florence Ave.	2	220	No	0	64	51.9	60.2	65.6	No
121	Florence Ave.	2	280	No	0	64	49.8	60.2	65.6	No
122	Florence Ave.	2	285	No	0	63.1	49.7	59.6	65.1	No
160	Otis Ave.	2	130	No	0	61.1	56.5	58.4	64	No
161	Otis Ave.	2	60	No	0	61.1	63.2	58.4	64	Moderate
163	Otis Ave.	2	87	No	0	61.1	60	58.4	64	Moderate
162	Santa Ana St.	2	300	No	0	61.1	49.2	58.4	64	No
163	Santa Ana St.	2	280	No	0	61.1	49.8	58.4	64	No
165	Santa Ana St.	2	200	No	0	61.1	52.8	58.4	64	No
166	Santa Ana St.	2	280	No	0	61.1	49.8	58.4	64	No
None	Ardine St.	None	None	None		None	None	None	None	None
None	Rayo Ave.	None	None	None		None	None	None	None	None
170	Southern Ave.	2	250	No	0	58.7	50.8	57.1	62.8	No
None	Miller Wy.	None	None	None		None	None	None	None	None
None	Gardendale St.	None	None	None		None	None	None	None	None
181	Main St.	3	20	No	0	56.9	76.6	61.2	66.9	Severe
184	Main St.	3	20	No	0	56.9	76.6	61.2	66.9	Severe
188	Century Blvd.	2	200	No	0	56	52.8	55.7	61.6	No
189	Century Blvd.	2	140	No	0	56	55.9	55.7	61.6	Moderate
190	Century Blvd.	2	40	No	0	56	66.7	55.7	61.6	Severe
224	Somerset Blvd.	2	330	No	0	51.7	48.4	53.9	60	No
226	Somerset Blvd.	2	125	No	0	51.7	56.8	53.9	60	Moderate
227	Somerset Blvd.	2	55	No	0	51.7	64	53.9	60	Severe
232	Lakewood Blvd.	2	110	No	0	51.7	58	53.9	60	Moderate
231	Lakewood Blvd.	2	85	No	0	51.7	60.2	53.9	60	Severe
247	Clark Ave.	2	150	No	0	51.2	55.3	53.8	59.9	Moderate
249	Clark Ave.	2	165	No	0	59.5	54.4	57.5	63.1	No
251	Clark Ave.	2	105	No	0	59.5	58.4	57.5	63.1	Moderate
251	Alondra Blvd.	2	140	No	0	59.5	55.9	57.5	63.1	No
252	Alondra Blvd.	3	120	No	0	61.5	61	63.6	69.2	No

Grade Crossing Noise

Cluster Number	Grade Crossing	FTA Land Use Category	Distance (feet)	Intervening	Total Adjustment	Noise Level (Cat 2 dBA, L_{dn}) (Cat 3 dBA, L_{eq})				Impact
						Existing	Project	Impact Threshold		
								Moderate	Severe	
253	Alondra Blvd.	2	115	No	0	59.5	57.6	57.5	63.1	Moderate
261	Bellflower Blvd.	2	50	No	0	59.5	64.8	57.5	63.1	Severe
264	Bellflower Blvd.	2	230	No	0	59.5	51.5	57.5	63.1	No
266	Bellflower Blvd.	3	120	No	0	58	61	61.7	67.4	No
267	Bellflower Blvd.	2	280	No	0	58	49.8	55.7	61.6	No
302	Artesia Blvd.	3	221	No	0	61.4	55.7	63.6	69.1	No
303	Studebaker Rd.	3	162	No	0	61.4	58.4	63.6	69.1	No
326	186th St.	2	130	No	0	48	56.5	52.7	59.2	Moderate
322	186th St.	2	230	No	0	48	51.5	52.7	59.2	No
327	186th St.	2	240	Yes	-4.5	48	46.7	52.7	59.2	No
328	186th St.	2	61	No	0	48	63.1	52.7	59.2	Severe
334	186th St.	2	50	No	0	48	64.8	52.7	59.2	Severe
344	Pioneer Blvd.	2	85	No	0	52	60.2	54.1	60.1	Severe

TPSS Noise

TPSS Site	Location	Civil Station	Closet Residence	Distance (ft.)	Existing Nighttime (dBA, L_{dn})	TPSS Noise (dBA, L_{dn})	Noise Impact Criteria		Impact
							Moderate	Severe	
19	North of E 14th St and w est of Long Beach Ave within private property	528+00	SFR to the west	200	56.3	44.4	55.9	61.7	No
19(e)	North of E 16th St and west of Long Beach Ave within private property.	538+50	None	None	None	None	None	None	None
19(e)	South of E 16th St and east of Long Beach Ave within private property.	541+00	None	None	None	None	None	None	None
18	South of E Martin Luther King Jr Blvd on the east side of Long Beach Ave and within private property.	589+50	SFR/MFR to the west	130	66.8	48.1	62	67.3	No
18(e)	South of E Martin Luther King Jr Blvd on the west side of Long Beach Ave and within private property.	589+00	SFR/MFR to the south, west, and north	15	66.8	66.9	62	67.3	Moderate
17	South of E 51st St on the west side of Long Beach Ave within private property.	638+00	SFR/MFR to the west	15	70.5	66.9	64.7	69.8	Moderate
17b	North of E 52nd St on the west side of Long Beach Ave within private property.	640+00	SFR/MFR to the west, north, and south	15	70.5	66.9	64.7	69.8	Moderate
17a	Between E 52nd and 53rd St on the west side of Long Beach Ave within private property.	642+25	SFR/MFR to the west, north, and south	15	70.5	66.9	64.7	69.8	Moderate
17 Slauson	South of Slauson Ave and west of Randolph Ave within Union Pacific Railroad property.	665+25	SFR to the north	250	70.5	42.4	64.7	69.8	No
16	West of Alameda St and south of Randolph St within private property.	686+50	None	None	None	None	None	None	None
16(e)	West of Regent St and north of Randolph St within private property.	694+25	None	None	None	None	None	None	None
15	North of Randolph St and west of Seville Ave within private property.	729+00	MFR to the southeast	130	61.8	48.1	58.8	64.3	No
15(e)	East of Stafford Ave and north of Randolph St within private property.	737+75	SFR to the west, east, and south	15	61.8	66.9	58.8	64.3	Severe
14	West of State St and north of Randolph St within private property.	761+75	SFR to the east	90	63.1	51.3	59.6	65.1	No
13	North of Randolph Ave and Bissel Pl within Union Pacific Railroad property	787+00	SFR to the west	350	63.1	39.5	59.6	65.1	No
13(e)	North of Randolph Ave and Bissel Pl within Union Pacific Railroad property	832+75	SFR to the south	80	63.1	52.3	59.6	65.1	No
12	North of Walnut St and east of Salt Lake Ave within private property.	834+75	SFR to the south	130	61.1	48.1	59.6	65.1	No
11	North of Walnut St and east of Salt Lake Ave within private property.	887+00	SFR to the north	50	61.1	56.4	58.4	64	No
10	South of Firestone Blvd and east of Branyon Ave within private property.	938+75	None	None	None	None	None	None	None
9	Between Miller Way and the Interstate 710 Freeway and north of the existing tracks within private property.	987+75	None	None	None	None	None	None	None
10(e)	Southeast of the Rio Hondo Channel and north of Meadow Rd within private property.	998+75	None	None	None	None	None	None	None
8	North of Laurel St within a vacant, private-owned property.	1044+75	SFR to the south	450	56.4	37.3	55.9	61.7	No

TPSS Noise

TPSS Site	Location	Civil Station	Closet Residence	Distance (ft.)	Existing Nighttime (dBA, L_{dn})	TPSS Noise (dBA, L_{dn})	Noise Impact Criteria		Impact
							Moderate	Severe	
9(e)	South of Gardendale and adjacent to the west side of Dakota Ave within private property.	1052+25	SFR to the west	165	56.4	46.0	55.9	61.7	No
7	North of Century Blvd and east of Center St within private property within the proposed parking facility.	1080+00	SFR to the south	220	63.7	43.5	60	65.4	No
8(e)	Southwest of Arthur Ave/Rose St and north of Rosecrans Ave within public-owned property.	1110+50	SFR to the north	20	58.7	64.4	57.1	62.8	Severe
6	South of Paramount High School's tennis courts and just east of the existing pedestrian bridge within public-owned property	1140+00	SFR to the south	80	58	52.3	56.7	62.4	No
6(e)	North of Hegel St and south of the Bellflower Bike Trail within private property.	1195+50	SFR to south, southwest and southeast	70	52	53.5	54.1	60.1	No
5	North of Hegel St and the Bellflower Bike Trail within private property.	1196+50	SFR to the south	125	52	48.4	54.1	60.1	No
4	North of Hegel St and south of the Bellflower Bike Trail within private property.	1243+50	SFR to the south	150	59.5	46.9	57.5	63.1	No
3	South of Flora Vista Park and just east of Beach St. within Metro-owned property.	1301+50	SFR to the northwest	100	57.5	50.4	56.6	62.3	No
3(e)	East of Studebaker Rd within Metro-owned property.	1345+00	None	None	None	None	None	None	None
3(e)	Southwest of Rosewood Park within Metro-owned property.	1350+75	None	None	None	None	None	None	None
2	Northwest of the crossing at Gridley Rd and 183rd St within Metro-owned property.	1372+50	SFR to the north	40	51.2	58.3	53.8	59.9	Moderate
1	Between Corby Ave and Pioneer Blvd north of 188th St impacting a private property within the proposed parking structure.	1405+00	SFR to the west	100	48	50.4	52.7	59.2	No
1(e)	North of South St and west of Clarkdale Ave impacting a Metro-owned property.	1416+50	SFR to the northeast	70	52	53.5	54.1	60.1	No

Parking Facility Noise

Parking Facility	Cluster	Land Use	FTA Receptor Category	Receptor Distance (ft)	Intervening Building	Representative Monitor Site	Existing Noise Level (dBA, Ldn or Leq)	Parking Facility Number of Spaces	Parking Facility Noise Level at 50 feet (dBA, Leq)	Parking Facility Noise Level at receptor (dBA, Leq)	Noise Impact Criteria		
											Moderate	Severe	Impact?
Firestone Station	None	None	None	None	None	None	None	600	54.2	None	None	None	None
I-105/Green Line Station	GS1	SFR	2	150	No	18	56	326	51.5	42.0	55.7	61.6	No
	GS2	SFR	2	210	No	18	56	326	51.5	39.1	55.7	61.6	No
	GS3	SFR	2	100	No	17	54.9	326	51.5	45.5	55.2	61.1	No
Paramount/Rosecrans Station	PRS1	Bianchi Stadium 11 Theatre	3	240	No	P1	59.4	490	53.3	39.7	62.5	68.1	No
Bellflower Station	BS1	SFR/MFR	2	150	No	28	59.5	263	50.6	41.1	57.5	63.1	No
	BS2	SFR/MFR	2	180	No	29	56	263	50.6	39.5	55.7	61.6	No
	BS3	SFR/MFR	2	200	No	28	59.5	263	50.6	38.6	57.5	63.1	No
	BS4	SFR/MFR	2	180	No	29	56	263	50.6	39.5	55.7	61.6	No
Pioneer Station	PS1	SFR/MFR	2	290	No	34	48	1100	56.8	41.5	52.7	59.2	No
	PS2	SFR/MFR	2	150	No	34	48.0	1100	56.8	47.3	52.7	59.2	No
	PS3	SFR/MFR	2	220	No	34	48.0	1100	56.8	43.9	52.7	59.2	No
	PS4	SFR/MFR	2	160	No	34	48.0	1100	56.8	46.7	52.7	59.2	No
	PS5	SFR/MFR	2	180	No	35	52.0	1100	56.8	45.7	54.1	60.1	No

Freight Noise Alternatives 1, 2, and 3

Cluster Number	Receptor Description	FTA Receptor Category	Near Track Distance (feet)	Existing Freight Distance	Speed (mph)	Intervening First Row (-4.5 dBA)	Intervening Second Row (-1.5 dBA)	Total Adjustment (dBA)	Existing Noise Exposure Cat 1 or 2 (Ldn), Cat 3 (Leq)	Existing Freight Noise Cat 1 or 2 (Ldn), Cat 3 (Leq)	Existing + Freight Cat 1 or 2 (Ldn), Cat 3 (Leq)	LRT Cat 1 or 2 (Ldn), Cat 3 (Leq)	Freight Noise Exposure Cat 1 or 2 (Ldn), Cat 3 (Leq)	Combined Cat 1 or 2 (Ldn), Cat 3 (Leq)	Noise Impact Criteria		Impact?
															Moderate	Severe	
Randolph Street																	
50	SFR/MFR	2	70		10	No	No	0	65.4		68.9	74.0	62.5	74.3	63.5	68.7	Severe
51	Lillian Street Elementary	3	60	80	10	No	No	0	67.4	71.6	73.0	72.8	64.6	73.5	70.0	76.7	Moderate
52	SFR/MFR	2	60		10	Yes	No	-4.5	68		71.0	56.2	58.6	60.6	65.1	70.2	No
53	SFR/MFR	2	210		10	No	No	0	68		71.0	58.3	57.7	61.0	65.1	70.2	No
54	SFR	2	50		10	No	No	0	68		71.0	64.4	63.9	67.2	65.1	70.2	Moderate
55	SFR	2	110		10	Yes	No	-4.5	68		71.0	57.6	56.0	59.9	65.1	70.2	No
56	SFR	2	60		10	No	No	0	68		71.0	67.0	63.1	68.5	65.1	70.2	Moderate
57	SFR/MFR	2	250		10	No	No	0	68		71.0	57.8	56.9	60.4	65.1	70.2	No
58	SFR/MFR	2	60		10	No	No	0	68		71.0	64.4	63.1	66.8	65.1	70.2	Moderate
59	SFR/MFR	2	220		10	No	No	0	68		71.0	55.8	57.5	59.7	65.1	70.2	No
60	SFR/MFR	2	80		10	No	No	0	68		71.0	68.6	61.9	69.4	65.1	70.2	Moderate
61	SFR	2	60		10	No	No	0	68		71.0	64.9	63.1	67.1	65.1	70.2	Moderate
62	Templo Asamblea	3	70	90	10	No	No	0	64.2	71.1	71.9	72.2	66.2	73.2	70.0	75.9	Moderate
63	SFR/MFR	2	70		10	No	No	0	68		71.0	57.2	62.5	63.6	65.1	70.2	No
64	SFR/MFR	2	250		10	No	No	0	68		71.0	58.6	56.9	60.8	65.1	70.2	No
65	SFR/MFR	2	50		10	No	No	0	68		71.0	65.8	63.9	68.0	65.1	70.2	Moderate
66	MFR	2	50		10	No	No	0	68		71.0	61.7	63.9	65.9	65.1	70.2	Moderate
67	UEI College	3	85	105	10	No	No	0	64.2	70.4	71.3	71.3	61.5	71.8	70.0	75.4	Moderate
68	Huntington Park Iglesia Pentecostes	3	200	220	10	No	No	0	63.8	67.2	68.8	67.6	50.6	67.7	68.5	73.7	No
69	SFR/MFR	2	210		10	No	No	0	61.8		64.8	56.9	57.7	60.3	60.7	66.1	No
70	SFR/MFR	2	260		10	No	No	0	61.8		64.8	56.7	56.8	59.8	60.7	66.1	No
71	MFR	2	40		10	No	No	0	61.8		64.8	67.0	64.9	69.1	60.7	66.1	Severe
72	SFR/MFR	2	260		10	No	No	0	61.8		64.8	54.2	56.8	58.7	60.7	66.1	No
73	SFR/MFR	2	90		10	No	No	0	61.8		64.8	68.0	61.4	68.9	60.7	66.1	Severe
74	SFR/MFR	2	210		10	No	No	0	61.8		64.8	63.3	57.7	64.4	60.7	66.1	Moderate
75	MFR	2	100		10	Yes	No	-4.5	61.8		64.8	59.9	56.4	61.5	60.7	66.1	Moderate
76	SFR/MFR	2	45		10	No	No	0	61.8		64.8	67.0	64.4	68.9	60.7	66.1	Severe
77	SFR/MFR	2	130		10	No	No	0	61.8		64.8	63.0	59.8	64.7	60.7	66.1	Moderate
78	SFR/MFR	2	100		10	Yes	No	-4.5	61.8		64.8	63.1	56.4	63.9	60.7	66.1	Moderate
79	SFR/MFR	2	45		10	No	No	0	61.8		64.8	71.2	64.4	72.0	60.7	66.1	Severe
80	SFR/MFR	2	80		10	No	No	0	61.8		64.8	70.6	61.9	71.1	60.7	66.1	Severe
81	SFR	2	250		10	No	No	0	61.8		64.8	61.0	56.9	62.4	60.7	66.1	Moderate
82	SFR/MFR	2	200		10	No	No	0	61.8		64.8	59.6	57.9	61.8	60.7	66.1	Moderate
83	Huntington Park High School	3	120	100	10	No	No	0	63.8	70.6	71.4	69.8	65.8	71.3	70.0	75.5	Moderate
84	SFR/MFR	2	160		10	No	No	0	61.8		64.8	54.1	58.9	60.1	60.7	66.1	No
85	SFR/MFR	2	85		10	No	No	0	61.8		64.8	62.4	61.6	65.0	60.7	66.1	Moderate
86	SFR/MFR	2	50		10	No	No	0	61.8		64.8	67.6	63.9	69.1	60.7	66.1	Severe
87	SFR	2	210		10	No	No	0	61.8		64.8	55.7	57.7	59.8	60.7	66.1	No
88	SFR/MFR	2	50		10	No	No	0	61.8		64.8	66.1	63.9	68.1	60.7	66.1	Severe
89	SFR/MFR	2	90		10	No	No	0	63.1		66.1	62.9	61.4	65.2	61.6	66.9	Moderate
90	SFR	2	110		10	Yes	No	-4.5	63.1		66.1	53.8	56.0	58.0	61.6	66.9	No
91	SFR	2	190		10	Yes	No	-4.5	63.1		66.1	53.2	53.6	56.4	61.6	66.9	No
92	SFR/MFR	2	165		10	No	No	0	63.1		66.1	61.6	58.7	63.4	61.6	66.9	Moderate
93	SFR	2	80		10	No	No	0	63.1		66.1	67.0	61.9	68.2	61.6	66.9	Severe
94	SFR/MFR	2	110		10	No	No	0	63.1		66.1	64.3	60.5	65.8	61.6	66.9	Moderate
95	SFR/MFR	2	210		10	No	No	0	63.1		66.1	56.6	57.7	60.2	61.6	66.9	No
96	SFR	2	80		10	No	No	0	63.1		66.1	62.4	61.9	65.2	61.6	66.9	Moderate
97	SFR/MFR	2	250		10	No	No	0	63.1		66.1	55.0	56.9	59.1	61.6	66.9	No
98	SFR/MFR	2	80		10	No	No	0	63.1		66.1	63.1	61.9	65.6	61.6	66.9	Moderate
99	SFR/MFR	2	200		10	No	No	0	63.1		66.1	60.9	57.9	62.7	61.6	66.9	Moderate
100	San Antonio Elementary	3	130	120	10	No	No	0	65.1	69.8	71.1	69.5	63.1	70.4	70.0	75.3	Moderate
101	SFR	2	190		10	No	No	0	63.1		66.1	59.4	58.1	61.8	61.6	66.9	Moderate
102	SFR	2	80		10	No	No	0	63.1		66.1	62.6	61.9	65.3	61.6	66.9	Moderate
Façade Avenue																	
181	Trinity Bible Church	3	50	35	10	No	No	0	56.9	75.2	75.3	73.6	76.9	78.6	70.0	78.4	Severe
182	SFR	2	270	280	10	No	No	0	54.9	56.5	58.8	55.0	56.6	58.9	57.1	62.8	Moderate
183	Apostolic Assembly South Gate	3	275	285	10	No	No	0	56.9	66.1	66.6	66.2	51.4	66.4	66.9	72.2	No
184	American Indian Bible Church	3	110	100	10	No	No	0	56.9	70.6	70.8	70.2	76.7	77.5	70.0	75.1	Severe
185	SFR	2	240	230	10	No	No	0	54.9	57.3	59.3	58.3	57.1	60.8	57.4	63	Moderate
186	SFR	2	290	290	10	No	No	0	54.9	56.3	58.7	51.7	56.3	57.6	57.1	62.8	Moderate
187	SFR	2	250	235	10	No	No	0	54.9	57.2	59.2	56.1	56.9	59.5	57.4	63	Moderate
188	SFR	2	250	230	10	No	No	0	56	57.3	59.7	58.4	56.9	60.7	57.6	63.2	Moderate
189	SFR	2	160	165	10	No	No	0	56	58.8	60.6	60.0	58.9	62.5	58.1	63.7	Moderate
190	SFR	2	70	80	10	No	No	0	56	61.9	62.9	70.2	62.5	70.9	59.5	65	Severe
191	SFR	2	35	35	10	No	No	0	64	65.6	64	69.6	65.5	71.0	60.2	65.6	Severe
192	SFR	2	60	45	10	No	No	0	64	64.5	64	71.3	63.1	71.9	60.2	65.6	Severe
193	SFR	2	60	45	10	No	No	0	64	64.5	64	72.6	63.1	73.1	60.2	65.6	Severe
194	SFR	2	35	45	10	No	No	0	64	64.5	64	67.8	65.5	69.8	60.2	65.6	Severe
195	SFR	2	240	255	10	Yes	No	-4.5	64	56.9	64	60.7	52.6	61.3	60.2	65.6	Moderate
196	SFR	2	30	35	10	No	No	0	64	65.6	64	67.8	66.1	70.0	60.2	65.6	Severe
197	SFR	2	45	35	10	No	No	0	64	65.6	64	72.6	64.4	73.2	60.2	65.6	Severe
198	SFR	2	315	305	10	Yes	No	-4.5	64	56.1	64	58.7	51.4	59.4	60.2	65.6	No
199	SFR	2	315	305	10	Yes	No	-4.5	50.3	56.1	57.1	62.8	51.4	63.1	56.3	62	Severe
200	SFR	2	50	35	10	No	No	0	50.3	65.6	65.7	75.6	63.9	75.9	61.3	66.6	Severe
201	SFR	2	30	40	10	No	No	0	50.3	65	65.1	69.2	66.1	70.9	60.9	66.3	Severe
202	SFR	2	225	235	10	Yes	No	-4.5	50.3	57.2	58	63.5	52.9	63.9	56.7	62.4	Severe
205	SFR	2	320	325	10	Yes	No	-4.5	50.3	55.8	56.9	64.1	51.4	64.3	56.2	61.9	Severe
209	SFR	2	280	300	10	Yes	No	-4.5	50.8	56.2	57.3	68.8	51.9	68.9	56.4	62.1	Severe
210	SFR	2	30	45	10	No	No	0	50.8	64.5	64.7	74.4	66.1	75.0	60.6	66	Severe
211	SFR	2	240	260	10	Yes	Yes	-6	50.8	56.8	57.8	54.4	51.1	56.1	56.6	62.3	No
212	SFR	2	150	170	10	Yes	No	-4.5	50.8	58.6	59.3	57.1	54.7	59.1	57.4	63	Moderate
213	SFR	2	35	50	10	No	No	0	50.8	64	64.2	61.2	65.5	66.9	60.3	65.7	Severe

Freight Noise Alternative 4

Cluster Number	Receptor Description	FTA Receptor Category	Near Track Distance (feet)	Existing Freight Distance	Speed (mph)	Intervening First Row (-4.5 dBA)	Intervening Second Row (-1.5 dBA)	Total Adjustment (dBA)	Existing Noise Exposure Cat 1 or 2 (Ldn), Cat 3 (Leq)	Existing Freight Noise Cat 1 or 2 (Ldn), Cat 3 (Leq)	Existing + Freight Cat 1 or 2 (Ldn), Cat 3 (Leq)	LRT Cat 1 or 2 (Ldn), Cat 3 (Leq)	Freight Noise Exposure Cat 1 or 2 (Ldn), Cat 3	Combined Cat 1 or 2 (Ldn), Cat 3 (Leq)	Noise Impact Criteria		Impact?
															Moderate	Severe	
Randolph Street																	
181	Trinity Bible Church	3	200	190	10	No	No	0	56.9	67.8	68.1	67.6	45.5	67.6	68.0	73.2	No
182	SFR	2	270	280	10	No	No	0	58.9	56.5	58.8	46.6	56.4	56.8	57.1	62.8	No
183	Apostolic Assembly South Gate	3	275	285	10	No	No	0	56.9	66.1	66.6	66.2	44.0	66.3	66.9	72.2	No
184	American Indian Bible Church	3	110	100	10	No	No	0	56.9	70.6	70.8	70.2	48.5	70.2	70.0	75.1	Moderate
185	SFR	2	240	230	10	No	No	0	58.9	57.3	59.3	53.8	57.3	58.9	57.4	63	Moderate
186	SFR	2	290	290	10	No	No	0	58.9	56.3	58.7	47.3	56.3	56.8	57.1	62.8	No
187	SFR	2	250	235	10	No	No	0	58.9	57.2	59.2	53.6	57.2	58.8	57.4	63	Moderate
188	SFR	2	250	230	10	No	No	0	56	57.3	59.7	58.4	56.9	60.7	57.6	63.2	Moderate
189	SFR	2	160	165	10	No	No	0	56	58.8	60.6	60.0	58.9	62.5	58.1	63.7	Moderate
190	SFR	2	70	80	10	No	No	0	56	61.9	62.9	70.2	62.5	70.9	59.5	65	Severe
191	SFR	2	35	35	10	No	No	0	64	65.6	64	69.6	65.5	71.0	60.2	65.6	Severe
192	SFR	2	60	45	10	No	No	0	64	64.5	64	71.3	63.1	71.9	60.2	65.6	Severe
193	SFR	2	60	45	10	No	No	0	64	64.5	64	72.6	63.1	73.1	60.2	65.6	Severe
194	SFR	2	35	45	10	No	No	0	64	64.5	64	67.8	65.5	69.8	60.2	65.6	Severe
195	SFR	2	240	255	10	Yes	No	-4.5	64	56.9	64	60.7	52.6	61.3	60.2	65.6	Moderate
196	SFR	2	30	35	10	No	No	0	64	65.6	64	67.8	66.1	70.0	60.2	65.6	Severe
197	SFR	2	45	35	10	No	No	0	64	65.6	64	72.6	64.4	73.2	60.2	65.6	Severe
198	SFR	2	315	305	10	Yes	No	-4.5	64	56.1	64	58.7	51.4	59.4	60.2	65.6	No
199	SFR	2	315	305	10	Yes	No	-4.5	50.3	56.1	57.1	62.8	51.4	63.1	56.3	62	Severe
200	SFR	2	50	35	10	No	No	0	50.3	65.6	65.7	75.6	63.9	75.9	61.3	66.6	Severe
201	SFR	2	30	40	10	No	No	0	50.3	65	65.1	69.2	66.1	70.9	60.9	66.3	Severe
202	SFR	2	225	235	10	Yes	No	-4.5	50.3	57.2	58	63.5	52.9	63.9	56.7	62.4	Severe
205	SFR	2	320	325	10	Yes	No	-4.5	50.3	55.8	56.9	64.1	51.4	64.3	56.2	61.9	Severe
209	SFR	2	280	300	10	Yes	No	-4.5	50.8	56.2	57.3	68.8	51.9	68.9	56.4	62.1	Severe
210	SFR	2	30	45	10	No	No	0	50.8	64.5	64.7	74.4	66.1	75.0	60.6	66	Severe
211	SFR	2	240	260	10	Yes	Yes	-6	50.8	56.8	57.8	54.4	51.1	56.1	56.6	62.3	No
212	SFR	2	150	170	10	Yes	No	-4.5	50.8	58.6	59.3	57.1	54.7	59.1	57.4	63	Moderate
213	SFR	2	35	50	10	No	No	0	50.8	64	64.2	61.2	65.5	66.9	60.3	65.7	Severe

Mitigated Freight Noise Alternatives 1, 2, and 3

Cluster Number	Receptor Description	FTA Receptor Category	Near Track Distance (feet)	Speed (mph)	Intervening First Row (-4.5 dBA)	Intervening Second Row (-1.5 dBA)	Soundwall (Variable dBA)	Soundwall Height	Source horizontal distance to barrier (ft)	Source Distance to Top of Barrier (ft)	Reciever Horizontal Distance from barrier (ft)	Reciever Distance from top of Barrier (ft)	Sloped Horizontal Distance from Source to Reciever (ft)	Sloped Distance from Source to Reciever (ft)	Path Difference (ft)	Soundwall Adjustment (db)	Total Adjustment (dBA)	Existing Noise Exposure Cat 1 or 2 (Ldn), Cat 3 (Leq)	Existing + Freight Cat 1 or 2 (Ldn), Cat 3 (Leq)	Mitigated LRT Noise Cat 1 or 2 (Ldn), Cat 3 (Leq)	Freight Noise Exposure Cat 1 or 2 (Ldn), Cat 3 (Leq)	Unmitigated Combined Noise Level Cat 1 or 2 (Ldn), Cat 3 (Leq)	Mitigated Combined Noise Cat 1 or 2 (Ldn), Cat 3 (Leq)	Noise Impact Criteria		Impact?
																								Moderate	Severe	
Randolph Street																										
50	SFR/MFR	2	70	20	No	No	No										0.00	65.4	68.9	64.0	62.5	74.3	66.3	63.5	68.7	Moderate
51	Lillian Street Elementary	3	60	20	No	No	No											67.4	71.6	72.8	59.6	73.5	73.0	70.0	76.7	Moderate
54	SFR	2	50	20	No	No	No										0.00	65.4	71	64.4	63.9	67.2	67.2	65.1	70.2	Moderate
56	SFR	2	60	20	No	No	No										0.00	65.4	71	67.0	63.1	68.5	68.5	65.1	70.2	Moderate
58	SFR/MFR	2	60	20	No	No	No										0.00	65.4	71	64.4	63.1	66.8	66.8	65.1	70.2	Moderate
60	SFR/MFR	2	80	20	No	No	No										0.00	65.4	71	68.6	61.9	69.4	69.4	65.1	70.2	Moderate
61	SFR	2	60	20	No	No	No										0.00	65.4	71	64.9	63.1	67.1	67.1	65.1	70.2	Moderate
62	Templo Asamblea D	3	70	20	No	No	No											64.2	71.1	72.2	66.2	73.2	73.2	70.0	75.9	Moderate
65	SFR/MFR	2	50	20	No	No	No										0.00	68	71	65.8	63.9	68.0	68.0	65.1	70.2	Moderate
66	MFR	2	50	20	No	No	No										0.00	68	71	59.3	63.9	65.9	65.2	65.1	70.2	Moderate
67	UEI College	3	85	20	No	No	No											64.2	70.4	71.3	61.5	71.8	71.8	70.0	75.4	Moderate
71	MFR	2	40	20	No	No	No										0.00	68	64.8	67.0	64.9	69.1	69.1	60.7	66.1	Severe
73	SFR/MFR	2	90	20	No	No	No										0.00	68	64.8	65.4	61.4	68.9	66.8	60.7	66.1	Severe
74	SFR/MFR	2	210	20	No	No	No										0.00	68	64.8	58.3	57.7	64.4	61.0	60.7	66.1	Moderate
75	MFR	2	100	20	Yes	No	No										-4.50	61.8	64.8	54.9	56.4	61.5	58.7	60.7	66.1	No
76	SFR/MFR	2	45	20	No	No	No										0.00	61.8	64.8	62.0	64.4	68.9	66.4	60.7	66.1	Severe
77	SFR/MFR	2	130	20	No	No	No										0.00	61.8	64.8	58.0	59.8	64.7	62.0	60.7	66.1	Moderate
78	SFR/MFR	2	100	20	Yes	No	No										-4.50	61.8	64.8	59.2	56.4	63.9	61.0	60.7	66.1	Moderate
79	SFR/MFR	2	45	20	No	No	No										0.00	61.8	64.8	67.9	64.4	72.0	69.5	60.7	66.1	Severe
80	SFR/MFR	2	80	20	No	No	No										0.00	61.8	64.8	67.6	61.9	71.1	68.6	60.7	66.1	Severe
81	SFR	2	250	20	No	No	No										0.00	61.8	64.8	56.0	56.9	62.4	59.5	60.7	66.1	No
82	SFR/MFR	2	200	20	No	No	No										0.00	61.8	64.8	59.6	57.9	61.8	61.9	60.7	66.1	Moderate
83	Huntington Park High School	3	120	20	No	No	No											63.8	70.6	69.8	65.8	71.3	71.3	70.0	75.5	Moderate
85	SFR/MFR	2	85	20	No	No	No										0.00	61.8	64.8	62.4	61.6	65.0	65.1	60.7	66.1	Moderate
86	SFR/MFR	2	50	20	No	No	No										0.00	61.8	64.8	67.6	63.9	69.1	69.1	60.7	66.1	Severe
88	SFR/MFR	2	50	20	No	No	No										0.00	61.8	64.8	66.1	63.9	68.1	68.1	60.7	66.1	Severe
89	SFR/MFR	2	90	20	No	No	No										0.00	61.8	66.1	62.9	61.4	65.2	65.2	61.6	66.9	Moderate
92	SFR/MFR	2	165	20	No	No	No										0.00	63.1	66.1	61.6	58.7	63.4	63.4	61.6	66.9	Moderate
93	SFR	2	80	20	No	No	No										0.00	63.1	66.1	67.0	61.9	68.2	68.2	61.6	66.9	Severe
94	SFR/MFR	2	110	20	No	No	No										0.00	63.1	66.1	64.3	60.5	65.8	65.8	61.6	66.9	Moderate
96	SFR	2	80	20	No	No	No										0.00	63.1	66.1	62.4	61.9	65.2	65.1	61.6	66.9	Moderate
98	SFR/MFR	2	80	20	No	No	No										0.00	63.1	66.1	63.1	61.9	65.6	65.5	61.6	66.9	Moderate
99	SFR/MFR	2	200	20	No	No	No										0.00	63.1	66.1	60.9	57.9	62.7	62.7	61.6	66.9	Moderate
100	San Antonio Elementary	3	120	20	No	No	Yes	8	5	7.81	115	115.04	120	120.04	2.81	9.00	-9.00	65.1	69.8	60.8	60.2	70.4	63.5	70.0	75.3	No
101	SFR	2	190	20	No	No	Yes	8	20	20.88	170	170.03	190	190.02	0.88	6.00	-6.00	63.1	66.1	56.4	52.1	61.8	57.8	61.6	66.9	No
102	SFR	2	80	20	No	No	Yes	8	20	20.88	60	60.07	80	80.06	0.90	6.00	-6.00	63.1	66.1	58.6	55.9	65.3	60.4	61.6	66.9	No
Façade Avenue																										
181	Trinity Bible Church	3	50	20	No	No	No											56.9	75.2	73.6	76.9	78.6	78.6	70.0	78.4	Severe
182	SFR	2	270	20	No	No	No	8	270	270.07		3.00	270	270.02	3.05	9.00	0.00	54.9	58.8	50.0	56.6	58.9	57.5	57.1	62.8	Moderate
184	American Indian Bible Church	3	110	20	No	No	No											56.9	70.6	70.2	76.7	77.5	77.5	70.0	75.1	Severe
185	SFR	2	240	20	No	No	Yes	8	40	40.45	200	200.02	240	240.02	0.45	5.00	-5.00	54.9	59.3	45.3	52.1	60.8	52.9	57.4	63	No
186		2	290	20	No	No	Yes	8	50	50.36	240	240.02	290	290.02	0.36	4.00	-4.00	54.9	58.7	47.7	52.3	57.6	53.6	57.1	62.8	No
187	SFR	2	250	20	No	No	No	8	250	250.07		3.00	250	250.02	3.05	9.00	0.00	54.9	59.2	51.1	56.9	59.5	58.0	57.4	63	Moderate
188	SFR	2	250	20	No	No	No	8	250	250.07		3.00	250	250.02	3.05	9.00	0.00	56	59.7	58.4	56.9	60.7	60.8	57.6	63.2	Moderate
189	SFR	2	160	20	No	No	No	8	160	160.11		3.00	160	160.03	3.08	9.00	0.00	56	60.6	60.0	58.9	62.5	62.5	58.1	63.7	Moderate
190	SFR	2	70	20	No	No	No	8	70	70.26		3.00	70	70.06	3.19	9.00	0.00	56	62.9	70.2	62.5	70.9	70.9	59.5	65	Severe
191	SFR	2	35	20	No	No	Yes	8	10	11.66	25	25.18	35	35.13	1.71	8.00	-8.00	50.3	64	62.6	57.5	71.0	63.7	60.2	65.6	Moderate
192	SFR	2	60	20	No	No	Yes	8	50	50.36	10	10.44	60	60.07	0.72	6.00	-6.00	64	64	63.3	57.1	71.9	64.3	60.2	65.6	Moderate
193	SFR	2	60	20	No	No	Yes	8	55	55.33	5	5.83	60	60.07	1.08	7.00	-7.00	50.3	64	63.6	56.1	73.1	64.3	60.2	65.6	Moderate
194	SFR	2	35	20	No	No	Yes	8	10	11.66	25	25.18	35	35.13	1.71	8.00	-8.00	64	64	60.8	57.5	69.8	62.5	60.2	65.6	Moderate
195	SFR	2	240	20	Yes	No	Yes	8	20	20.88	220	220.02	240	240.02	0.88	6.00	-10.50	64	64	56.7	46.6	61.3	57.1	60.2	65.6	No
196	SFR	2	30	20	No	No	Yes	8	10	11.66	20	20.22	30	30.15	1.74	8.00	-8.00	64	64	60.8	58.1	70.0	62.7	60.2	65.6	Moderate
197	SFR	2	45	20	No	No	Yes	8	40	40.45	5	5.83	45	45.10	1.18	7.00	-7.00	50.3	64	63.6	57.4	73.2	64.5	60.2	65.6	Moderate
199	SFR	2	315	20	Yes	No	Yes	8	35	35.51	280	280.02	315	315.01	0.51	5.00	-9.50	50.3	57.1	58.8	46.4	63.1	59.0	56.3	62	Moderate
200	SFR	2	50	20	No	No	Yes	8	45	45.40	5	5.83	50	50.09	1.14	7.00	-7.00	50.3	65.7	65.6	56.9	75.9	66.1	61.3	66.6	Moderate
201	SFR	2	30	20	No	No	Yes	8	10	11.66	20	20.22	30	30.15	1.74	8.00	-8.00	64	65.1	59.2	58.1	70.9	61.7	60.9	66.3	Moderate
202	SFR	2	225	20	Yes	No	Yes	8	15	16.16	210	210.02	225	225.02	1.16	7.00	-11.50	64	58	52.5	45.9	63.9	53.4	56.7	62.4	No
205	SFR	2	320	20	Yes	No	Yes	8	40	40.45	280	280.02	320	320.01	0.45	5.00	-9.50	50.3	56.9	49.1	46.4	64.3	51.0	56.2	61.9	No
209	SFR	2	290	20	Yes	No	Yes	8	10	11.66	280	280.02	290	290.02	1.66	8.00	-12.50	50.8	57.3	53.8	43.8	68.9	54.2	56.4	62.1	No
210	SFR	2	30	20	No	No	Yes	8	25	25.71	5	5.83	30	30.15	1.39	7.00	-7.00	50.8	64.7	55.4	59.1	75.0	60.7	60.6	66	Moderate
212	SFR	2	150	20	Yes	No	Yes	8	10	11.66	140	140.03	150	150.03	1.66	8.00	-12.50	50.8	59.3	45.1	46.7	59.1	49.0	57.4	63	No
213	SFR	2	35	20	No	No	Yes	8	15	16.16	20	20.22	35	35.13	1.25	7.00	-7.00	50.8	64.2	49.2	58.5	66.9	59.0	60.3	65.7	No

Mitigated Freight Noise Alternative 4

Cluster Number	Receptor Description	FTA Receptor Category	Near Track Distance (feet)	Speed (mph)	Intervening First Row (-4.5 dBA)	Intervening Second Row (-1.5 dBA)	Soundwall (Variable dBA)	Soundwall Height	Source horizontal distance to barrier (ft)	Source Distance to Top of Barrier (ft)	Reciever Horizontal Distance from barrier (ft)	Reciever Distance from top of Barrier (ft)	Sloped Horizontal Distance from Source to Reciever (ft)	Sloped Distance from Source to Reciever (ft)	Path Difference (ft)	Soundwall Adjustment (db)	Total Adjustment (dBA)	Existing Noise Exposure Cat 1 or 2 (Ldn), Cat 3 (Leq)	Existing + Freight Cat 1 or 2 (Ldn), Cat 3 (Leq)	Mitigated LRT Noise Cat 1 or 2 (Ldn), Cat 3 (Leq)	Freight Noise Exposure Cat 1 or 2 (Ldn), Cat 3 (Leq)	Unmitigated Combined Noise Level Cat 1 or 2 (Ldn), Cat 3 (Leq)	Mitigated Combined Noise Cat 1 or 2 (Ldn), Cat 3 (Leq)	Noise Impact Criteria		Impact?
																								Moderate	Severe	
Randolph Street																										
187	SFR	2	250	20	No	No	No	8	250	250.07		3.00	250	250.02	3.05	9.00	0.00	54.9	59.2	48.6	56.9	58.6	57.5	57.4	63	Moderate
185	SFR	2	240	20	No	No	Yes	8	40	40.45	200	200.02	240	240.02	0.45	5.00	-5.00	54.9	59.3	40.8	52.1	58.8	52.4	57.4	63	No
184	American Indian Bible Church	3	110	20	No	No	No											56.9	70.6	70.2	45.5	77.5	70.2	70.0	75.1	Moderate

Bellflower MSF Noise

Cluster Number	Receptor Description	FTA Receptor Category	Distance to Source (feet)	Intervening First Row (-4.5 dBA)	Intervening Second Row (-1.5 dBA)	Crossover (+5 dBA)	Wheel Squeal (+10 dBA)	Total Adjustment (dBA)	Existing Noise Exposure Cat 1 or 2 (Ldn), Cat 3 (Leq)	Project Noise Exposure Cat 1 or 2 (Ldn), Cat 3 (Leq)	Noise Impact Criteria		Impact?
											Mod	Severe	
Car Wash Noise													
BF1	SFR	2	720	No				0	52	15.9	54.1	60.1	No
BF2	SFR	2	880	Yes				-4.5	52	9.6	54.1	60.1	No
BF3	SFR	2	880	No				0	52	14.1	54.1	60.1	No
BF4	SFR	2	880	Yes				-4.5	52	9.6	54.1	60.1	No
BF5	SFR	2	940	Yes				-4.5	52	9.1	54.1	60.1	No
BF6	SFR	2	1050	Yes				-4.5	52	8.1	54.1	60.1	No
BF7	SFR	2	1040	Yes				-4.5	52	8.2	54.1	60.1	No
BF8	SFR	2	1015	Yes				-4.5	52	8.4	54.1	60.1	No
BF9	SFR	2	1000	Yes				-4.5	52	8.5	54.1	60.1	No
BF10	SFR	2	N/A	N/A	N/A	N/A	N/A	N/A	N/A	N/A	N/A	N/A	N/A
BF11	SFR	2	N/A	N/A	N/A	N/A	N/A	N/A	N/A	N/A	N/A	N/A	N/A
BF12	SFR	2	N/A	N/A	N/A	N/A	N/A	N/A	N/A	N/A	N/A	N/A	N/A
BF13	SFR	2	N/A	N/A	N/A	N/A	N/A	N/A	N/A	N/A	N/A	N/A	N/A
BF14	SFR	2	980	No				0	52	13.2	54.1	60.1	No
BF15	SFR	2	1071	No				0	52	12.4	54.1	60.1	No
BF16	SFR	2	N/A	N/A	N/A	N/A	N/A	N/A	N/A	N/A	N/A	N/A	N/A
BF17	SFR	2	N/A	N/A	N/A	N/A	N/A	N/A	N/A	N/A	N/A	N/A	N/A
BF18	SFR	2	N/A	N/A	N/A	N/A	N/A	N/A	N/A	N/A	N/A	N/A	N/A
BF19	SFR	2	230	No				0	48.1	25.8	52.8	59.2	No
BF20	SFR	2	320	No				0	48.1	22.9	52.8	59.2	No
BF21	SFR	2	500	Yes				-4.5	48.1	14.5	52.8	59.2	No
BF22	SFR	2	630	Yes				-4.5	48.1	12.5	52.8	59.2	No
BF23	SFR	2	760	Yes				-4.5	48.1	10.9	52.8	59.2	No
BF24	SFR	2	780	Yes				-4.5	48.1	10.7	52.8	59.2	No
BF25	SFR	2	800	Yes				-4.5	48.1	10.5	52.8	59.2	No
BF26	SFR	2	880	Yes				-4.5	48.1	9.6	52.8	59.2	No
BF27	SFR	2	950	Yes				-4.5	48.1	9.0	52.8	59.2	No
BF28	SFR	2	250	No				0	48.1	25.1	52.8	59.2	No
BF29	MFR	2	440	No				0	48.1	20.2	52.8	59.2	No
BF30	MFR	2	590	Yes				-4.5	48.1	13.1	52.8	59.2	No
BF31	MFR	2	730	Yes				-4.5	48.1	11.3	52.8	59.2	No
BF32	MFR	2	870	Yes				-4.5	48.1	9.7	52.8	59.2	No
BF33	SFR	2	580	Yes				-4.5	48.1	13.3	52.8	59.2	No
BF34	SFR	2	750	Yes				-4.5	48.1	11.0	52.8	59.2	No
BF35	SFR	2	830	Yes				-4.5	48.1	10.1	52.8	59.2	No
BF36	SFR	2	870	Yes				-4.5	48.1	9.7	52.8	59.2	No
BF37	SFR	2	915	Yes				-4.5	48.1	9.3	52.8	59.2	No
BF38	SFR	2	730	Yes				-4.5	48.1	11.3	52.8	59.2	No
BF39	SFR	2	620	Yes				-4.5	48.1	12.7	52.8	59.2	No
BF40	SFR	2	880	Yes				-4.5	48.1	9.6	52.8	59.2	No
BF41	SFR	2	920	Yes				-4.5	48.1	9.2	52.8	59.2	No
BF42	SFR	2	N/A	N/A	N/A	N/A	N/A	N/A	N/A	N/A	N/A	N/A	N/A
BF43	SFR	2	650	No				0	48.1	16.8	52.8	59.2	No
BF44	SFR	2	740	Yes				-4.5	48.1	11.1	52.8	59.2	No
BF45	SFR	2	855	Yes				-4.5	48.1	9.9	52.8	59.2	No
BF46	SFR	2	965	Yes				-4.5	48.1	8.8	52.8	59.2	No
BF47	SFR	2	860	No				0	48.1	14.3	52.8	59.2	No
BF48	SFR	2	930	Yes				-4.5	48.1	9.2	52.8	59.2	No
BF49	Albert Baxter Eleme	3	N/A	N/A	N/A	N/A	N/A	N/A	N/A	N/A	N/A	N/A	N/A
BF50	MFR	2	N/A	N/A	N/A	N/A	N/A	N/A	N/A	N/A	N/A	N/A	N/A
BF51	MFR	2	N/A	N/A	N/A	N/A	N/A	N/A	N/A	N/A	N/A	N/A	N/A
BF52	Mobile Homes	2	N/A	N/A	N/A	N/A	N/A	N/A	N/A	N/A	N/A	N/A	N/A
BF53	Mobile Homes	2	800	No				0	48.1	15.0	52.8	59.2	No
BF54	SFR	2	N/A	N/A	N/A	N/A	N/A	N/A	N/A	N/A	N/A	N/A	N/A
BF55	SFR	2	N/A	N/A	N/A	N/A	N/A	N/A	N/A	N/A	N/A	N/A	N/A
BF56	Mobile Homes	2	770	Yes				-4.5	52	10.8	54.1	60.1	No
BF57	Mobile Homes	2	940	Yes				-4.5	52	9.1	54.1	60.1	No

Bellflower MSF Noise

Cluster Number	Receptor Description	FTA Receptor Category	Distance to Source (feet)	Intervening First Row (-4.5 dBA)	Intervening Second Row (-1.5 dBA)	Crossover (+5 dBA)	Wheel Squeal (+10 dBA)	Total Adjustment (dBA)	Existing Noise Exposure Cat 1 or 2 (Ldn), Cat 3 (Leq)	Project Noise Exposure Cat 1 or 2 (Ldn), Cat 3 (Leq)	Noise Impact Criteria		Impact?
											Mod	Severe	
Yards and Shops													
BF1	SFR	2	600	No	N/A	N/A	N/A	0	52	43.0	54.1	60.1	No
BF2	SFR	2	740	Yes	N/A	N/A	N/A	-4.5	52	36.7	54.1	60.1	No
BF3	SFR	2	800	No	N/A	N/A	N/A	0	52	40.5	54.1	60.1	No
BF4	SFR	2	780	Yes	N/A	N/A	N/A	-4.5	52	36.2	54.1	60.1	No
BF5	SFR	2	820	Yes	N/A	N/A	N/A	-4.5	52	35.8	54.1	60.1	No
BF6	SFR	2	900	Yes	N/A	N/A	N/A	-4.5	52	35.0	54.1	60.1	No
BF7	SFR	2	920	Yes	N/A	N/A	N/A	-4.5	52	34.8	54.1	60.1	No
BF8	SFR	2	920	Yes	N/A	N/A	N/A	-4.5	52	34.8	54.1	60.1	No
BF9	SFR	2	849	Yes	N/A	N/A	N/A	-4.5	52	35.5	54.1	60.1	No
BF10	SFR	2	1100	Yes	N/A	N/A	N/A	-4.5	52	33.2	54.1	60.1	No
BF11	SFR	2	1100	Yes	N/A	N/A	N/A	-4.5	52	33.2	54.1	60.1	No
BF12	SFR	2	1130	Yes	N/A	N/A	N/A	-4.5	52	33.0	54.1	60.1	No
BF13	SFR	2	1200	Yes	N/A	N/A	N/A	-4.5	52	32.5	54.1	60.1	No
BF14	SFR	2	870	No	N/A	N/A	N/A	0	52	39.8	54.1	60.1	No
BF15	SFR	2	960	No	N/A	N/A	N/A	0	52	38.9	54.1	60.1	No
BF16	SFR	2	1175	Yes	N/A	N/A	N/A	-4.5	52	32.6	54.1	60.1	No
BF17	SFR	2	1200	Yes	N/A	N/A	N/A	-4.5	52	32.5	54.1	60.1	No
BF19	SFR	2	220	No	N/A	N/A	N/A	0	48.1	51.7	52.8	59.2	No
BF20	SFR	2	220	No	N/A	N/A	N/A	0	48.1	51.7	52.8	59.2	No
BF21	SFR	2	500	Yes	N/A	N/A	N/A	-4.5	48.1	40.1	52.8	59.2	No
BF22	SFR	2	640	Yes	N/A	N/A	N/A	-4.5	48.1	37.9	52.8	59.2	No
BF23	SFR	2	730	Yes	N/A	N/A	N/A	-4.5	48.1	36.8	52.8	59.2	No
BF24	SFR	2	630	Yes	N/A	N/A	N/A	-4.5	48.1	38.1	52.8	59.2	No
BF25	SFR	2	700	Yes	N/A	N/A	N/A	-4.5	48.1	37.1	52.8	59.2	No
BF26	SFR	2	760	Yes	N/A	N/A	N/A	-4.5	48.1	36.4	52.8	59.2	No
BF27	SFR	2	820	Yes	N/A	N/A	N/A	-4.5	48.1	35.8	52.8	59.2	No
BF28	SFR	2	250	No	N/A	N/A	N/A	0	48.1	50.6	52.8	59.2	No
BF29	MFR	2	500	No	N/A	N/A	N/A	0	48.1	44.6	52.8	59.2	No
BF30	MFR	2	650	Yes	N/A	N/A	N/A	-4.5	48.1	37.8	52.8	59.2	No
BF31	MFR	2	780	Yes	N/A	N/A	N/A	-4.5	48.1	36.2	52.8	59.2	No
BF32	MFR	2	875	Yes	N/A	N/A	N/A	-4.5	48.1	35.2	52.8	59.2	No
BF33	SFR	2	600	Yes	N/A	N/A	N/A	-4.5	48.1	38.5	52.8	59.2	No
BF34	SFR	2	770	Yes	N/A	N/A	N/A	-4.5	48.1	36.3	52.8	59.2	No
BF35	SFR	2	840	Yes	N/A	N/A	N/A	-4.5	48.1	35.6	52.8	59.2	No
BF36	SFR	2	820	Yes	N/A	N/A	N/A	-4.5	48.1	35.8	52.8	59.2	No
BF37	SFR	2	920	Yes	N/A	N/A	N/A	-4.5	48.1	34.8	52.8	59.2	No
BF38	SFR	2	880	Yes	N/A	N/A	N/A	-4.5	48.1	35.2	52.8	59.2	No
BF39	SFR	2	720	No	N/A	N/A	N/A	0	48.1	41.4	52.8	59.2	No
BF40	SFR	2	870	Yes	N/A	N/A	N/A	-4.5	48.1	35.3	52.8	59.2	No
BF41	SFR	2	930	Yes	N/A	N/A	N/A	-4.5	48.1	34.7	52.8	59.2	No
BF42	SFR	2	1200	Yes	N/A	N/A	N/A	-4.5	48.1	32.5	52.8	59.2	No
BF43	SFR	2	650	No	N/A	N/A	N/A	0	48.1	42.3	52.8	59.2	No
BF44	SFR	2	720	Yes	N/A	N/A	N/A	-4.5	48.1	36.9	52.8	59.2	No
BF45	SFR	2	840	Yes	N/A	N/A	N/A	-4.5	48.1	35.6	52.8	59.2	No
BF46	SFR	2	950	Yes	N/A	N/A	N/A	-4.5	48.1	34.5	52.8	59.2	No
BF47	SFR	2	810	No	N/A	N/A	N/A	0	48.1	40.4	52.8	59.2	No
BF48	SFR	2	890	Yes	N/A	N/A	N/A	-4.5	48.1	35.1	52.8	59.2	No
BF49	Albert Baxter Eleme	3	950	Yes	N/A	N/A	N/A	-4.5	48.1	34.5	57.8	64.2	No
BF50	MFR	2	920	No	N/A	N/A	N/A	0	48.1	39.3	52.8	59.2	No
BF51	MFR	2	1065	Yes	N/A	N/A	N/A	-4.5	48.1	33.5	52.8	59.2	No
BF52	Mobile Homes	2	1200	Yes	N/A	N/A	N/A	-4.5	48.1	32.5	52.8	59.2	No
BF53	Mobile Homes	2	670	No	N/A	N/A	N/A	0	48.1	42.0	52.8	59.2	No
BF54	SFR	2	1010	Yes	N/A	N/A	N/A	-4.5	52	34.0	54.1	60.1	No
BF55	SFR	2	1000	Yes	N/A	N/A	N/A	-4.5	52	34.0	54.1	60.1	No
BF56	Mobile Homes	2	570	No	N/A	N/A	N/A	0	52	43.4	54.1	60.1	No
BF57	Mobile Homes	2	740	Yes	N/A	N/A	N/A	-4.5	52	36.7	54.1	60.1	No

Bellflower MSF Noise

Cluster Number	Receptor Description	FTA Receptor Category	Distance to Source (feet)	Speed (mph)	Intervening First Row (-4.5 dBA)	Intervening Second Row (-1.5 dBA)	Crossover (+5 dBA)	Wheel Squeal (+10 dBA)	Total Adjustment (dBA)	Existing Noise Exposure Cat 1 or 2 (Ldn), Cat 3 (Leq)	Project Noise Exposure Cat 1 or 2 (Ldn), Cat 3 (Leq)	Noise Impact Criteria		Impact?
												Moderate	Severe	
Train Movements														
BF1	SFR	2	120	5	No	No	Yes	Yes	15	52	42.1	54.1	60.1	No
BF2	SFR	2	320	5	Yes	No	No	Yes	5.5	52	28.3	54.1	60.1	No
BF3	SFR	2	130	5	No	No	No	Yes	10	52	36.8	54.1	60.1	No
BF4	SFR	2	190	5	Yes	No	No	Yes	5.5	52	30.6	54.1	60.1	No
BF5	SFR	2	335	10	Yes	No	No	No	-4.5	52	24.1	54.1	60.1	No
BF6	SFR	2	490	10	Yes	No	No	No	-4.5	52	22.5	54.1	60.1	No
BF7	SFR	2	410	10	Yes	No	No	No	-4.5	52	23.3	54.1	60.1	No
BF8	SFR	2	330	5	Yes	No	No	Yes	5.5	52	28.2	54.1	60.1	No
BF9	SFR	2	260	5	Yes	No	No	Yes	5.5	52	29.2	54.1	60.1	No
BF10	SFR	2	600	10	Yes	No	No	No	-4.5	52	21.6	54.1	60.1	No
BF11	SFR	2	500	5	Yes	No	No	Yes	5.5	52	26.4	54.1	60.1	No
BF12	SFR	2	420	5	Yes	No	No	Yes	5.5	52	27.2	54.1	60.1	No
BF13	SFR	2	570	5	Yes	No	No	Yes	5.5	52	25.8	54.1	60.1	No
BF14	SFR	2	240	5	No	No	No	Yes	10	52	34.1	54.1	60.1	No
BF15	SFR	2	100	10	No	No	No	Yes	10	52	43.9	54.1	60.1	No
BF16	SFR	2	100	10	No	No	No	Yes	10	52	43.9	54.1	60.1	No
BF17	SFR	2	300	5	Yes	No	No	No	-4.5	52	18.6	54.1	60.1	No
BF18	SFR	2	400	5	Yes	No	No	Yes	5.5	52	27.4	54.1	60.1	No
BF19	SFR	2	170	5	No	No	No	Yes	10	48.1	35.6	52.8	59.2	No
BF20	SFR	2	270	5	No	No	No	Yes	10	48.1	33.6	52.8	59.2	No
BF21	SFR	2	460	5	Yes	No	No	Yes	5.5	48.1	26.8	52.8	59.2	No
BF22	SFR	2	590	5	Yes	No	No	Yes	5.5	48.1	25.7	52.8	59.2	No
BF23	SFR	2	680	5	Yes	No	No	Yes	5.5	48.1	25.1	52.8	59.2	No
BF24	SFR	2	220	5	No	No	Yes	Yes	15	48.1	39.5	52.8	59.2	No
BF25	SFR	2	100	10	Yes	No	Yes	Yes	10.5	48.1	44.4	52.8	59.2	No
BF26	SFR	2	100	10	Yes	No	No	Yes	5.5	48.1	39.4	52.8	59.2	No
BF27	SFR	2	150	10	Yes	No	No	Yes	5.5	48.1	37.6	52.8	59.2	No
BF28	SFR	2	160	5	No	No	No	Yes	10	48.1	35.8	52.8	59.2	No
BF29	MFR	2	420	5	No	No	No	Yes	10	48.1	31.7	52.8	59.2	No
BF30	MFR	2	580	5	Yes	No	No	Yes	5.5	48.1	25.8	52.8	59.2	No
BF31	MFR	2	730	5	Yes	No	No	Yes	5.5	48.1	24.8	52.8	59.2	No
BF32	MFR	2	820	5	Yes	No	No	Yes	5.5	48.1	24.3	52.8	59.2	No
BF33	SFR	2	300	5	No	No	No	Yes	10	48.1	33.1	52.8	59.2	No
BF34	SFR	2	610	5	Yes	No	No	Yes	5.5	48.1	25.5	52.8	59.2	No
BF35	SFR	2	740	5	Yes	No	No	Yes	5.5	48.1	24.7	52.8	59.2	No
BF36	SFR	2	580	5	Yes	No	No	Yes	5.5	48.1	25.8	52.8	59.2	No
BF37	SFR	2	750	5	Yes	No	No	Yes	5.5	48.1	24.6	52.8	59.2	No
BF38	SFR	2	360	5	Yes	No	No	Yes	5.5	48.1	27.8	52.8	59.2	No
BF39	SFR	2	160	5	Yes	No	No	Yes	5.5	48.1	31.3	52.8	59.2	No
BF40	SFR	2	500	5	Yes	No	No	Yes	5.5	48.1	26.4	52.8	59.2	No
BF41	SFR	2	610	5	Yes	No	No	Yes	5.5	48.1	25.5	52.8	59.2	No
BF42	SFR	2	800	5	Yes	No	No	Yes	5.5	48.1	24.4	52.8	59.2	No
BF43	SFR	2	150	5	No	No	No	Yes	10	48.1	36.1	52.8	59.2	No
BF44	SFR	2	290	5	Yes	No	No	Yes	5.5	48.1	28.8	52.8	59.2	No
BF45	SFR	2	420	5	Yes	No	No	Yes	5.5	48.1	27.2	52.8	59.2	No
BF46	SFR	2	565	5	Yes	No	No	Yes	5.5	48.1	25.9	52.8	59.2	No
BF47	SFR	2	240	5	No	No	No	Yes	10	48.1	34.1	52.8	59.2	No
BF48	SFR	2	390	5	Yes	No	No	Yes	5.5	48.1	27.5	52.8	59.2	No
BF49	Albert Baxter Eleme	3	460	5	Yes	No	No	Yes	5.5	48.7	27.1	57.9	64.3	No
BF50	MFR	2	300	5	No	No	No	Yes	10	48.1	33.1	52.8	59.2	No
BF51	MFR	2	470	5	Yes	No	No	Yes	5.5	48.1	26.7	52.8	59.2	No
BF52	Mobile Homes	2	655	5	Yes	No	No	Yes	5.5	48.1	25.2	52.8	59.2	No
BF53	Mobile Homes	2	50	5	No	No	No	Yes	10	48.1	40.9	52.8	59.2	No
BF54	SFR	2	470	10	Yes	No	No	No	-4.5	52	22.7	54.1	60.1	No
BF55	SFR	2	490	5	Yes	No	No	Yes	5.5	52	26.5	54.1	60.1	No
BF56	Mobile Homes	2	170	5	No	No	No	Yes	10	52	35.6	54.1	60.1	No
BF57	Mobile Homes	2	310	5	Yes	No	No	Yes	5.5	52	28.5	54.1	60.1	No

Bellflower MSF Noise

Cluster Number	Receptor Description	FTA Receptor Category	Existing Noise Exposure Cat 1 or 2 (Ldn), Cat 3 (Leq)	Project Noise Exposure Cat 1 or 2 (Ldn), Cat 3 (Leq)	Noise Impact Criteria		Impact?
					Moderate	Severe	
Combined Noise Level							
BF1	SFR	2	52	45.6	54.1	60.1	No
BF2	SFR	2	52	37.3	54.1	60.1	No
BF3	SFR	2	52	42.0	54.1	60.1	No
BF4	SFR	2	52	37.3	54.1	60.1	No
BF5	SFR	2	52	36.1	54.1	60.1	No
BF6	SFR	2	52	35.2	54.1	60.1	No
BF7	SFR	2	52	35.1	54.1	60.1	No
BF8	SFR	2	52	35.6	54.1	60.1	No
BF9	SFR	2	52	36.4	54.1	60.1	No
BF10	SFR	2	52	33.5	54.1	60.1	No
BF11	SFR	2	52	34.0	54.1	60.1	No
BF12	SFR	2	52	34.0	54.1	60.1	No
BF13	SFR	2	52	25.8	54.1	60.1	No
BF14	SFR	2	52	40.8	54.1	60.1	No
BF15	SFR	2	52	45.1	54.1	60.1	No
BF16	SFR	2	52	44.2	54.1	60.1	No
BF17	SFR	2	52	32.6	54.1	60.1	No
BF18	SFR	2	52	27.4	54.1	60.1	No
BF19	SFR	2	48.1	51.8	52.8	59.2	No
BF20	SFR	2	48.1	51.8	52.8	59.2	No
BF21	SFR	2	48.1	40.3	52.8	59.2	No
BF22	SFR	2	48.1	38.2	52.8	59.2	No
BF23	SFR	2	48.1	37.1	52.8	59.2	No
BF24	SFR	2	48.1	41.8	52.8	59.2	No
BF25	SFR	2	48.1	45.1	52.8	59.2	No
BF26	SFR	2	48.1	41.2	52.8	59.2	No
BF27	SFR	2	48.1	39.8	52.8	59.2	No
BF28	SFR	2	48.1	50.7	52.8	59.2	No
BF29	MFR	2	48.1	44.8	52.8	59.2	No
BF30	MFR	2	48.1	38.1	52.8	59.2	No
BF31	MFR	2	48.1	36.5	52.8	59.2	No
BF32	MFR	2	48.1	35.5	52.8	59.2	No
BF33	SFR	2	48.1	39.6	52.8	59.2	No
BF34	SFR	2	48.1	36.7	52.8	59.2	No
BF35	SFR	2	48.1	35.9	52.8	59.2	No
BF36	SFR	2	48.1	36.2	52.8	59.2	No
BF37	SFR	2	48.1	35.2	52.8	59.2	No
BF38	SFR	2	48.1	35.9	52.8	59.2	No
BF39	SFR	2	48.1	41.8	52.8	59.2	No
BF40	SFR	2	48.1	35.8	52.8	59.2	No
BF41	SFR	2	48.1	35.2	52.8	59.2	No
BF42	SFR	2	48.1	24.4	52.8	59.2	No
BF43	SFR	2	48.1	43.2	52.8	59.2	No
BF44	SFR	2	48.1	37.5	52.8	59.2	No
BF45	SFR	2	48.1	36.2	52.8	59.2	No
BF46	SFR	2	48.1	26.0	52.8	59.2	No
BF47	SFR	2	48.1	41.3	52.8	59.2	No
BF48	SFR	2	48.1	35.8	52.8	59.2	No
BF49	Albert Baxter Eleme	3	48.7	27.1	57.9	64.3	No
BF50	MFR	2	48.1	33.1	52.8	59.2	No
BF51	MFR	2	48.1	26.7	52.8	59.2	No
BF52	Mobile Homes	2	48.1	25.2	52.8	59.2	No
BF53	Mobile Homes	2	48.1	44.5	52.8	59.2	No
BF54	SFR	2	52	22.7	54.1	60.1	No
BF55	SFR	2	52	26.5	54.1	60.1	No
BF56	Mobile Homes	2	52	44.1	54.1	60.1	No
BF57	Mobile Homes	2	52	37.3	54.1	60.1	No

Paramount MSF Noise

Cluster Number	Receptor Description	FTA Receptor Category	Distance to Source (feet)	Intervening First Row (-4.5 dBA)	Intervening Second Row (-1.5 dBA)	Total Adjustment (dBA)	Existing Noise Exposure Cat 1 or 2 (Ldn), Cat 3 (Leq)	Project Noise Exposure (Ldn or Leq)	Noise Impact Criteria		Impact?
									Moderate	Severe	
Car Wash											
P12	Bianchi Theatre	3	720	No	No	0	59.4	20.9	62.5	68.1	No
P13	Paramount Adult School	3	450	No	No	0	64.3	25.0	65.4	70.8	No
P14	Our Lady of the Rosary Catholic School	3	600	No	No	0	67.3	22.5	67.4	72.7	No
P15	Our Lady of the Rosary Parish	3	920	No	No	0	67.3	18.7	67.4	72.7	No
P16	Our Lady of the Rosary Convent	2	1020	No	No	0	65.3	12.8	61.0	66.4	No

Yards and Shops

Cluster Number	Receptor Description	FTA Receptor Category	Distance to Source (feet)	Intervening First Row (-4.5 dBA)	Intervening Second Row (-1.5 dBA)	Total Adjustment (dBA)	Existing Noise Exposure Cat 1 or 2 (Ldn), Cat 3 (Leq)	Project Noise Exposure (Ldn or Leq)	Noise Impact Criteria		Impact?
									Moderate	Severe	
P12	Bianch Theatre	3	1030	No	No	0	59.4	40.3	62.5	68.1	No
P13	Paramount Adult School	3	830	No	No	0	64.3	42.2	65.4	70.8	No
P14	Our Lady of the Rosary Catholic School	3	280	No	No	0	67.3	51.6	67.4	72.7	No
P15	Our Lady of the Rosary Parish	3	690	No	No	0	67.3	43.8	67.4	72.7	No
P16	Our Lady of the Rosary Convent	2	690	No	No	0	65.3	41.8	61.0	66.4	No

Train Movements

Cluster Number	Receptor Description	FTA Receptor Category	Distance to Source (feet)	Speed (mph)	Intervening First Row (-4.5 dBA)	Intervening Second Row (-1.5 dBA)	Crossover (+5 dBA)	Aerial (+4_	Wheel Squeal (+10 dBA)	Total Adjustment (dBA)	Existing Noise Exposure Cat 1 or 2 (Ldn), Cat 3 (Leq)	Project Noise Exposure (Ldn or Leq)	Noise Impact Criteria		Impact?
													Moderate	Severe	
P1	SFR/MFR	2	40	25	No	No	Yes	No	No	5	64.0	50.9	60.2	65.6	No
P2	SFR/MFR	2	40	25	No	No	Yes	No	No	5	64.0	50.9	60.2	65.6	No
P3	SFR/MFR	2	40	25	No	No	No	No	No	0	50.3	45.9	53.5	59.7	No
P4	SFR/MFR	2	40	25	No	No	No	No	No	0	50.3	45.9	53.5	59.7	No
P5	SFR/MFR	2	40	10	No	No	No	No	Yes	10	50.3	47.9	53.5	59.7	No
P6	SFR/MFR	2	200	10	No	No	No	No	No	0	50.3	30.9	53.5	59.7	No
P7	SFR/MFR	2	130	10	No	No	No	No	Yes	10	50.3	42.8	53.5	59.7	No
P8	SFR/MFR	2	265	10	No	No	No	No	No	0	50.3	29.7	53.5	59.7	No
P9	SFR/MFR	2	130	10	No	No	No	No	No	0	50.8	32.8	53.6	59.8	No
P10	SFR/MFR	2	210	25	No	No	No	Yes	No	4	50.8	42.7	53.6	59.8	No
P11	SFR/MFR	2	100	25	No	No	No	Yes	No	4	50.8	45.9	53.6	59.8	No
P12	SFR/MFR	2	30	25	No	No	No	Yes	No	4	50.8	51.1	53.6	59.8	No
P13	Bianch Theatre	3	380	5	No	No	No	No	Yes	10	59.4	43.2	62.5	68.1	No
P14	Paramount Adult School	3	320	5	No	No	no	No	Yes	10	64.3	43.9	65.4	70.8	No
P15	Our Lady of the Rosary Catholic School	3	150	5	No	No	No	No	Yes	10	67.3	47.2	67.4	72.7	No
P16	Our Lady of the Rosary Parish	3	530	5	No	No	No	No	Yes	10	67.3	41.7	67.4	72.7	No
P17	Our Lady of the Rosary Convent	2	530	5	No	No	no	No	Yes	10	65.3	30.7	61.0	66.4	No
P18	SFR/MFR	2	150	25	No	No	Yes	Yes	No	9	58.0	49.1	56.7	62.4	No

Crossing Signal Noise

Cluster Number	Receptor Description	FTA Receptor Category	Distance to Source (feet)	Speed (mph)	Intervening First Row (-4.5 dBA)	Intervening Second Row (-1.5 dBA)	Total Adjustment (dBA)	Existing Noise Exposure Cat 1 or 2 (Ldn), Cat 3 (Leq)	Project Noise Exposure (Ldn or Leq)	Noise Impact Criteria		Impact?
										Moderate	Severe	
P13	Bianch Theatre	3	300	0	No	No	0	59.4	47.7	62.5	68.1	No

Combined Noise Level

Cluster Number	Receptor Description	FTA Receptor Category	Existing Noise Exposure Cat 1 or 2 (Ldn), Cat 3 (Leq)	Project Noise Exposure (Ldn or Leq)	Noise Impact Criteria		Impact?
					Moderate	Severe	
P1	SFR/MFR	2	64.0	50.9	60.2	65.6	No
P2	SFR/MFR	2	64.0	50.9	60.2	65.6	No
P3	SFR/MFR	2	50.3	45.9	53.5	59.7	No
P4	SFR/MFR	2	50.3	45.9	53.5	59.7	No
P5	SFR/MFR	2	50.3	47.9	53.5	59.7	No
P6	SFR/MFR	2	50.3	30.9	53.5	59.7	No
P7	SFR/MFR	2	50.3	42.8	53.5	59.7	No
P8	SFR/MFR	2	50.3	29.7	53.5	59.7	No
P9	SFR/MFR	2	50.8	32.8	53.6	59.8	No

Paramount MSF Noise

P10	SFR/MFR	2	50.8	42.7	53.6	59.8	No
P11	SFR/MFR	2	50.8	45.9	53.6	59.8	No
P12	SFR/MFR	2	50.8	51.1	53.6	59.8	No
P13	Bianch Theatre	3	59.4	49.6	62.5	68.1	No
P14	Paramount Adult School	3	64.3	46.2	65.4	70.8	No
P15	Our Lady of the Rosary Catholic School	3	67.3	53.0	67.4	72.7	No
P16	Our Lady of the Rosary Parish	3	67.3	45.9	67.4	72.7	No
P17	Our Lady of the Rosary Convent	2	65.3	42.1	61.0	66.4	No
P18	SFR/MFR	2	58.0	49.1	56.7	62.4	No