FARALLON CONSULTING

Washington
Issaquah | Bellingham | Seattle
Oregon
Portland | Baker City
California
Oakland | Irvine

SITE INVESTIGATION REPORT

1055 Commercial Court
San Jose, California

Submitted by:

Farallon Consulting, L.L.C.
330 Franklin Street, Suite 200
Oakland, California 94607

Farallon PN: 1071-047

For:

Prologis, Inc.
Pier 1, Bay 1
San Francisco, California 94111

September 28, 2022



Prepared by:

Steffany Aguilar, G.I.T.
Project Geologist

Peter Sims, P.G.
Associate Geologist

Reviewed by:

Scott Allin, R.E.P.A.
Principal Environmental Scientist

TABLE OF CONTENTS

1.0 INTRODUCTION 1-1

2.0 SITE BACKGROUND AND PREVIOUS INVESTIGATIONS 2-1

3.0 ADDITIONAL HISTORICAL RESEARCH 3-1

4.0 SUBSURFACE INVESTIGATION 4-1
4.1 SCOPE OF WORK AND METHODOLOGIES 4-1
4.1.1 Permitting 4-1
4.1.2 Health and Safety Plan 4-1
4.1.3 Underground Utility Clearance 4-1
4.1.4 Soil Logging, Field Screening, and Sampling 4-1
4.1.5 Groundwater Monitoring Well Installation, Development, and Sampling 4-2
4.1.6 Soil Gas Probe Installation and Sampling 4-3
4.1.7 Methane Indoor Air Screening 4-4
4.2 SUBSURFACE INVESTIGATION FINDINGS 4-4
4.2.1 Lithologic Conditions 4-4
4.2.2 Hydrologic Conditions 4-5
4.2.3 Analytical Results 4-5
4.2.4 Waste Disposal 4-6

5.0 REFERENCES 5-1

6.0 LIMITATIONS 6-1
6.1 GENERAL LIMITATIONS 6-1
6.2 LIMITATION ON RELIANCE BY THIRD PARTIES 6-1

FIGURES

Figure 1 *Site Vicinity Map*

Figure 2 *Site Plan Showing Boring and Monitoring Well Locations*

Figure 3 *Groundwater Elevation Contours – April 13-14, 2022*

Figure 4 *Site Plan Showing Groundwater Analytical Results for Select VOCs*

Figure 5 *Site Plan Showing Groundwater Analytical Results for GRO*

Figure 6 *Site Plan Showing Groundwater Analytical Results for DRO*

Figure 7 *Site Plan Showing Select Soil Gas Analytical Results*

TABLES

Table 1 *Sampling and Analysis Plan*

Table 2 *Monitoring Well Construction Details*

Table 3 *Groundwater Elevations*

Table 4 *Soil Analytical Results for TPH*

Table 5 *Soil Analytical Results for Detected VOCs*

Table 6 *Soil Analytical Results for Detected SVOCs*

Table 7 *Soil Analytical Results for PCBs*

Table 8 *Soil Analytical Results for PAHs*

Table 9 *Soil Analytical Results for Pesticides*

Table 10 *Soil Analytical Results for Metals*

Table 11 *Groundwater Analytical Results for TPH*

Table 12 *Groundwater Analytical Results for Detected VOCs*

Table 13 *Groundwater Analytical Results for Detected SVOCs*

Table 14 *Groundwater Analytical Results for PCBs*

Table 15 *Groundwater Analytical Results for PAHs*

Table 16 *Groundwater Analytical Results for Pesticides*

Table 17 *Groundwater Analytical Results for Metals*

Table 18 *Soil Gas Analytical Results for VOCs*

APPENDICES

Appendix A Previous Investigations

Appendix B Farallon's Standard Operating Procedures

Appendix C Field Forms and Permits

Appendix D Boring Logs

Appendix E Survey Data

Appendix F Laboratory Analytical Reports

Appendix G Waste Manifests

1.0 INTRODUCTION

Farallon Consulting, L.L.C. (Farallon) has prepared this report to provide a summary of the Site Investigation at 1055 Commercial Court in San Jose, California (herein referred to as the Site) (Figure 1). The Site Investigation was performed in accordance with the scope of work outlined in the letter regarding Proposal for Groundwater Monitoring Well Installation and Quarterly Monitoring, 1055 Commercial Court, San Jose, California dated January 28, 2020, from Scott Allin of Farallon to Brett Richer of Prologis, Inc. (Prologis); the letter regarding Scope of Work – 1071-047 WCO-001 as described in the email from Scott Allin to Julia Smith regarding Change Order for 1055 Commercial Court dated August 24, 2021; and the letter regarding Scope of Work – Cost Estimate for Additional Environmental Services – Work Change Order 1071-047-WCO 002 dated May 11, 2022 from Scott Allin of Farallon to Gavin Polite Fisco of Prologis.

Industrial constituents were identified in soil and groundwater at the Site during environmental due diligence activities performed by Farallon on behalf of Prologis, as summarized in the *Phase I Environmental Site Assessment Report, 1055 Commercial Court, San Jose, California* dated September 10, 2019, prepared by Farallon (2019 Phase I ESA) and the letter regarding Phase II Environmental Site Assessment Findings, 1055 Commercial Court, San Jose, California dated August 1, 2019, from Scott Allin of Farallon to Robert L. Young of Berding & Weil LLP (2019 Phase II ESA). The objective for this investigation was to further evaluate the nature and extent of industrial constituents in subsurface media. Interim results of this site investigation were summarized in the letter regarding Interim Data Package, 1055 Commercial Court, San Jose, California dated April 4, 2022, from Peter Sims and Scott Allin of Farallon to Gavin Polite Fisco of Prologis; and in the letter regarding Second Interim Data Package, 1055 Commercial Court, San Jose, California dated May 18, 2022, from Peter Sims and Scott Allin of Farallon to Gavin Polite Fisco of Prologis. The objective for this report is to provide a comprehensive data package for investigations completed to date at the Site.

This Site Investigation Report has been organized into the following sections:

- **Section 2, Site Background and Previous Investigations**, briefly summarizes background information regarding the Site, and provides references, general scopes of work, and pertinent findings from previous investigations performed at the Site.
- **Section 3, Additional Historical Research**, provides a summary of detailed aerial photograph and chain of title review.
- **Section 4, Subsurface Investigation**, provides a description of the scope of work conducted as part of the subsurface investigation, and presents a summary of the soil, groundwater, and soil gas analytical results.
- **Section 5, References**, provides a list of the documents cited in this Site Investigation Report.
- **Section 6, Limitations**, presents Farallon's standard limitations applicable to this Site Investigation Report.

2.0 SITE BACKGROUND AND PREVIOUS INVESTIGATIONS

The Site consists of Santa Clara County Parcel Nos. 241-10-002 and 241-10-003, which together total approximately 9.25 acres of land developed with several small warehouse and canopy structures that were constructed in stages between approximately 1973 and 2005. The majority of the Site consists of unpaved dirt and gravel surfaces; limited areas are paved. The Site is currently occupied by Pick N Pull, Allied Trenching, Vintage Tile, Peninsula Sandblasting, WM O'Neil, and Davey Tree Expert Company. A site plan depicting the Site boundary is provided as Figure 2.

Various potential environmental concerns related to the historical use of the Site as a landfill and by industrial Site occupants were identified during environmental due diligence activities performed by Farallon, as summarized in the 2019 Phase I ESA. To determine whether the Site subsurface had been impacted by current or historical on-Site operations and/or off-Site operations, Farallon conducted a Phase II ESA at the Site from May 21 through May 23, 2019, as summarized in the 2019 Phase II ESA. The 2019 Phase II ESA consisted of collecting soil and reconnaissance groundwater samples from 14 borings (F-1 through F-5, F-7, F-8, and F-10 through F-17) and collecting surficial soil samples from four additional locations (S-1, S-2, S-5, and S-6) for laboratory analysis. Three of the planned borings (F-6, F-9, and F-18) and six of the planned surficial soil samples (S-3, and S-7 through S-11) were not completed due to time and access restrictions or refusal encountered during drilling. Soil and reconnaissance groundwater samples obtained during the 2019 Phase II ESA were selectively analyzed for total petroleum hydrocarbons (TPH) as gasoline-range organics (GRO), diesel-range organics (DRO), and oil-range organics; volatile organic compounds (VOCs); polychlorinated biphenyls (PCBs); semivolatile organic compounds; metals; and pesticides. Analytical results from the 2019 Phase II ESA were compared with the San Francisco Bay Regional Water Quality Control Board Environmental Screening Levels for soil and groundwater dated January 2019 (ESLs) for both unrestricted land use (Tier 1) and other commercial/industrial or construction worker exposure values.

The findings from the 2019 Phase II ESA identified fill material in the upper 5 feet below ground surface (bgs) beneath the Site. Analytical results from soil and reconnaissance groundwater samples obtained during the 2019 Phase II ESA identified constituents of concern at concentrations exceeding the Tier 1 ESL, but generally less than the commercial/industrial ESLs. Select metals were detected in shallow soil exceeding the commercial/industrial ESL or background concentrations. TPH was detected in most reconnaissance groundwater samples exceeding Tier 1 ESLs. A copy of the 2019 Phase II ESA is included in Appendix A.

A geotechnical investigation at the Site summarized in the report titled *Geotechnical Investigation, 1055 Commercial Court Warehouse, 1055 Commercial Court, San Jose, California* dated July 13, 2021, prepared by Cornerstone Earth Group for Prologis (2021 Geotechnical Investigation) included drilling seven borings (EB-1 through EB-7) to maximum depths ranging from 27.5 to 80 feet bgs and completing eight cone penetration test borings (CPT-1 through CPT-8) to maximum depths ranging from 50 to 125 feet bgs. Fill material and debris were encountered at varying depths ranging from 1 to 41 feet bgs. Debris encountered in borings consisted of concrete, brick, glass,

plastic, rubber, wire, and wood. A copy of the 2021 Geotechnical Investigation is provided in Appendix A.

A soil and groundwater investigation was conducted by TRC Solutions, Inc. at the northern and western portions of the Site, as summarized in the letter report regarding Phase II Environmental Site Assessment, Schnitzer Steel, Inc., 1055 Commercial Court, San Jose, California dated May 11, 2022, from Evanda Goad and Agatha Kim of TRC Solutions, Inc. to Mark Bartee of Schnitzer Steel Industries, Inc. (2022 Phase II ESA). Soil samples were collected from 12 borings (SSJ-01 through SSJ-12) at ground surface, and at depths of 2.5 and 5.0 feet bgs. Reconnaissance groundwater samples were collected from borings SSJ-01 and SSJ-04 at depths of approximately 20 and 15 feet bgs, respectively. Soil and groundwater samples were analyzed for VOCs, GRO, DRO, TPH as oil-range organics, metals, polyaromatic hydrocarbons, PCBs, and pesticides.

The findings from the 2022 Phase II ESA identified debris including brick, glass, plastic, metal, and wood during drilling at depths ranging from 6 to 18 feet bgs. Analytical results for soil samples identified lead, nickel, DRO, and PCBs in soil exceeding commercial/industrial ESLs, and arsenic exceeding the background concentration. DRO and various metals were detected in reconnaissance groundwater samples at concentrations exceeding Tier 1 ESLs. A copy of the 2022 Phase II ESA is included in Appendix A.

Boring locations from previous investigations summarized above are shown on Figure 2.

3.0 ADDITIONAL HISTORICAL RESEARCH

Farallon requested records pertaining to former landfill operations at the Site from the City of San Jose and CalRecycle. The City of San Jose has not responded to Farallon's request for records as of the date of this report. CalRecycle provided records for Beck's Property and Tree Service, which operated on the northern portion of the Site from 2006 to 2009. The permit for operation dated September 2006 indicated that operations at the Site consisted of "chipping and grinding operations that mechanically reduces the size of incoming tree trimmings, incidental green material and lumber." Types of waste and material handled at the Site included green and wood materials, with an average annual load of approximately 35,000 tons. According to a letter from Beck's Property and Tree Service, operations ceased in March 2009. Copies of records provided by CalRecycle are provided in Appendix A.

Farallon reviewed prints of aerial photographs of the San Jose, California area dated 1954, 1958, 1960, 1963, 1966, 1968, 1971, 1974, 1976, 1978, 1980, 1982, 1984, 1985, 1986, 1988, 1989, 1990, 1991, 1992, 1994, 1995, 1996, 1997, 1999, and 2005 obtained from Pacific Aerial Surveys. Most of the aerial photographs were provided as stereo pairs and were reviewed with a stereoscope to evaluate elevation changes between aerial photograph years. In the 1954 aerial photograph, the southeastern third of the Site appeared to have been excavated, the central third of the Site appeared to be agricultural land that was just beginning to undergo additional excavation, and the northwestern third of the Site appeared to be agricultural land. In the 1958 aerial photograph, the entire Site had been excavated. By 1963, the Site appeared to be receiving fill material, with the southeastern half of the Site having increased in elevation and fill material stockpiles appearing on the northwestern half of the Site. By 1966, the southeastern half of the Site appeared to have been graded and was used for storage of materials. A building had been constructed on the southeastern Site boundary. The northwestern half of the Site appeared to have increased in elevation but still sloped downward to the west. By 1968, backfilling appeared to have been completed at the northwestern half of the Site. The southeastern half of the Site appeared generally as it did in 1966, and the northwestern half of the Site appeared to have been graded. By 1971, the entire Site was being used for materials storage and an additional building and two small structures appeared on the southeastern half of the Site. By 1974, a large addition to the building on the southeastern portion of the Site had been constructed. Another building on the northwestern portion of the Site appeared in the 1985 aerial photograph. By 1991, a portion of the larger building on the southeastern portion of the Site had been removed. By 1995, a large number of cars were visible on the southeastern half of the Site. In the 2005 aerial photograph, stockpiles, likely of chipped and ground green waste, appeared on the northeastern and northwestern portions of the Site.

Prologis provided a chain of title search performed by First American Title Insurance Company. First America Title Insurance Company searched for title records dating back to 1930. The Site is divided into two tracts, Tract 1 and Tract 2, which are described in the chain of title search. From at least 1940 to 1956, the Site was owned by private individuals. In 1958, ownership of a portion of Tract 1 adjoining the northwestern and northeastern Site boundaries was transferred by David and Opal Tonelli to Southern Pacific Railroad Company. The property owned by Southern Pacific

Railroad Company is not considered a part of the Site. In November 1959, ownership of Tract 2 was transferred by Widan Company, Inc. and George and Geraldine Wilson to Alissa Development Corporation. In December 1959, ownership of Tract 2 was transferred by Alissa Development Corporation to David and Opal Tonelli. In 1974, Opal and David Tonelli transferred ownership of Tract 1 and Tract 2 to trustees of the Tonelli Family Trust. From 1974, the Site was owned by private family trusts until ownership of Tract 1 was transferred to Commercial Court Properties, LLC in 2009, and ownership of Tract 2 was transferred to Commercial Court Properties, LLC in 2012. In 2019, Commercial Court Properties, LLC transferred ownership of the Site to Prologis Targeted U.S. Logistics Fund, L.P., the current Site owner. A copy of the chain of title search is provided in Appendix A.

4.0 SUBSURFACE INVESTIGATION

This section presents the scope of work and methodologies used, and the general findings of this subsurface investigation. The methodologies used during the subsurface investigation were consistent with Farallon's standard operating procedures included as Appendix B to this report, with the exception noted herein. A Sampling and Analysis Plan for this subsurface investigation, including boring designations, sample dates, sample matrices, sample depths, and analytical methodologies, is provided in Table 1.

4.1 SCOPE OF WORK AND METHODOLOGIES

4.1.1 Permitting

Prior to commencement of drilling monitoring wells MW-1 through MW-10, Farallon obtained Well Permits from the Santa Clara Valley Water District. The Water Resources Well Permits are provided in Appendix C. Farallon confirmed with the Santa Clara Valley Water District that permits were not required for installing the soil gas probes.

4.1.2 Health and Safety Plan

Per Section 3203 of Title 8 of the California Code of Regulations (8 CCR 3203), a Health and Safety Plan (HASP) is required for all field activities, due to the potential for exposure to hazardous substances. Farallon prepared a HASP prior to commencement of any field activities. The HASP complied with the requirements of the Occupational Safety and Health Act of 1970 and 8 CCR 3203.

4.1.3 Underground Utility Clearance

Prior to commencement of drilling activities, Farallon marked the proposed boring locations at the Site and contacted Underground Service Alert North for public utility notice. Farallon also engaged a private utility location service to pre-screen all proposed boring locations for utilities that may have been encountered by the drilling. A hand auger or vacuum truck was used to clear each boring for underground utilities from the ground surface to a depth of 5 feet bgs.

4.1.4 Soil Logging, Field Screening, and Sampling

A Farallon Geologist observed subsurface conditions during drilling and recorded Unified Soil Classification System descriptions, soil moisture, occurrence of groundwater, physical indications of potential contamination (e.g., odor, staining), and the results of field screening using a photoionization detector on Farallon's Logs of Boring, provided in Appendix D. Additionally, field screening was conducted for the presence of landfill gases using either a MultiRae 4-gas meter or a Landtec GEM 2000 landfill gas analyzer. When methane concentrations exceeded 10 percent of the lower explosive limit (LEL) in a borehole, nitrogen gas was used to inert the borehole and bring methane concentrations below 10 percent of the LEL prior to resuming drilling activities. If methane concentrations could not be reduced to below 10 percent of the LEL after multiple attempts to inert the boring with nitrogen, then drilling was terminated. Soil samples were

collected for laboratory analysis from the depths indicated in Table 1. Soil sample depths collected from monitoring well borings were selected for laboratory analysis based on elevated photoionization detector readings. Other soil samples were collected at prescribed depths or varied based on soil recovery and field conditions. Soil samples were collected in accordance with Farallon's standard operating procedures (Appendix B) and were analyzed in accordance with the methodologies referenced in Table 1.

4.1.5 Groundwater Monitoring Well Installation, Development, and Sampling

On May 11 and 12, 2020, four groundwater monitoring wells, designated MW-7 through MW-10, were installed on the northern portion of the Site. From March 29 through 30, 2022, six groundwater monitoring wells, designated MW-1 through MW-6, were installed on the southern portion of the Site. The delay between monitoring well installation activities occurred due to tenant improvement activities related to stormwater management. The locations of monitoring wells MW-1 through MW-10 are shown on Figure 2.

The groundwater monitoring wells were advanced by a State of California–licensed C-57 contractor using a hollow-stem-auger drill rig. All groundwater monitoring wells, with the exception of MW-6, were constructed using 2-inch-diameter polyvinyl chloride with 15 feet of 0.010-inch slotted screen. Groundwater monitoring well MW-6 was constructed using 10 feet of screen. Due to high levels of methane in the MW-6 boring that could not be reduced to less than 10 percent of the LEL by inerting the boring with nitrogen, Farallon could not safely continue drilling to the target depth. Monitoring well construction details are presented in Table 2. Methane concentrations encountered during drilling ranged from 0.2 to 44 percent by volume, the unit of measure provided by the field instrument used.

Groundwater monitoring well development was completed for wells MW-1 through MW-6 on April 4 through 6, 2022. Monitoring wells MW-1 through MW-6 were developed to remove fine-grained materials from the screen and sand pack with a surge block, bailer, and pump. A surge block was used to surge the monitoring wells for a minimum of 15 minutes, followed by purging the monitoring wells using a bailer to remove fines for a minimum of three monitoring well volumes. Surging and bailing of the monitoring wells was repeated three times. Following surging and pumping, the monitoring wells were pumped using a peristaltic pump, and water quality parameters were recorded every 3 minutes until parameters stabilized. Stabilization was determined when the relative percent difference for specific conductivity was less than 3 percent, the change in temperature was less than 0.1 degree Celsius, the relative percent difference for dissolved oxygen was less than 10 percent, the change in oxidation reduction potential was less than 10 millivolts, and the change in pH was less than 0.1 pH unit for three consecutive measurements. Due to the passage of time, monitoring wells MW-7 through MW-10 were inadvertently not developed in conjunction with other monitoring wells and should be properly developed prior to future groundwater sampling.

Groundwater-level measurements and groundwater samples were collected from monitoring wells on April 12 and 13, 2022. After the monitoring wells were opened, the water level was allowed to

equilibrate for approximately 1 hour before collecting measurements using an electronic water-level indicator. The groundwater level in each monitoring well was measured to the surveyed reference point on the top of the well casing to derive the groundwater elevation. In addition to depth to groundwater, the total depths of the monitoring wells were measured from the top of each well casing to the bottom of the well. Prior to sampling, the monitoring wells were purged using a peristaltic pump at a groundwater extraction flow rate of approximately 100 to 200 milliliters per minute. During sampling, the pump intake was placed in the middle of the well screen in each monitoring well. Water quality parameters were recorded every 3 minutes during purging of groundwater at each monitoring well using a YSI Model ProDSS water quality analyzer equipped with a flow-through cell until water quality parameters stabilized, as described above. Following stabilization, groundwater samples were collected directly from the pump outlet into laboratory-prepared sample containers at each monitoring well. Sample preservation and transport was performed in accordance with Farallon's standard operating procedures (Appendix B).

The top of casing elevation and location of the groundwater monitoring wells were surveyed on April 12 and 13, 2022 by Morrow Surveying Inc. (Morrow), a licensed surveyor. The survey data collected by Morrow are provided in Appendix E, and are tabulated in Table 2.

4.1.6 Soil Gas Probe Installation and Sampling

The following sections provide a summary of the scope of work for the soil gas probe installation and sampling. Temporary soil gas probes were installed and sampled in February 2022, and permanent soil gas probes were installed in March 2022, and sampled in April 2022.

4.1.6.1 Temporary Soil Gas Probes

On February 11, 2022, seven temporary soil gas probes were installed at the Site, designated SV-1 through SV-7 (Figure 2). Methane concentrations encountered during drilling ranged from 0 to greater than 99 percent of the LEL, the unit of measure provided by the field instrument used. Borings were successfully inerted with nitrogen when methane concentrations exceeded 10 percent of the LEL. The depth of the soil vapor probes varied due to encountered perched groundwater at the time of drilling. At borings where perched groundwater was encountered, bentonite was used to backfill the borehole so that the soil vapor probe could be set above encountered groundwater. Dual-nested soil vapor probes were installed at depths of 5.0 and 8.0 feet bgs at SV-1, SV-2, and SV-4; and at 5.0 and 10.0 feet bgs at SV-5, SV-6, and SV-7; and a single probe was installed at 5.0 feet bgs at SV-3. The probes consisted of an Airstone microporous vapor implant connected to 0.25-inch-outside-diameter Nylaflow tubing. The annulus around the vapor implant at temporary nested vapor probes SV-1 through SV-7 was backfilled with approximately 1.0 foot of screen-washed No. 3 sand, followed by 6 inches of dry bentonite and hydrated granular bentonite to create a seal from the top of the dry bentonite to near surface, and finished at the surface with temporary plugs.

Soil gas samples were collected from borings SV-1 through SV-7 on February 14, 2022, in accordance with Farallon's standard operating procedures, provided in Appendix B, with the

exception that 1,1-difluoroethane was used as the leak detection compound during soil gas sampling of the temporary soil gas probes in lieu of helium. Soil gas samples were submitted to the analytical laboratory for the analyses shown in Table 1. At the completion of the sampling activities, the temporary vapor probes were removed by hand and backfilled with bentonite.

4.1.6.2 Permanent Soil Gas Probes

On March 29 and 30, 2022, three permanent dual-nested soil gas probes were installed at the Site, designated SV-8 through SV-10 (Figure 2). Methane concentrations encountered during drilling ranged from 1.2 to 7.9 percent by volume, the unit of measure provided by the field instrument used. Due to persistent levels of methane in boring SV-8 that could not be inerted with nitrogen to less than 10 percent of the LEL, Farallon could not safely continue drilling to the target depth. Dual-nested soil vapor probes were installed at depths of 5 and 7.5 feet bgs at SV-8; at 4.5 and 8 feet bgs at SV-9; and at 5 and 10 feet bgs at SV-10. The probes consisted of an Airstone microporous vapor implant connected to 0.25-inch-outside-diameter Nylaflow tubing. The annulus around the vapor implant at permanent nested vapor probes SV-8 through SV-10 was backfilled with approximately 1.0 foot of screen-washed No. 3 sand, followed by 6 inches of dry bentonite and neat cement grout to create a seal from the top of the dry bentonite to near surface, and finished at the surface with permanent monitoring well boxes.

Soil gas samples were collected from borings SV-8 through SV-10 on April 13, 2022, in accordance with Farallon's standard operating procedures, provided in Appendix B. Helium was used as the leak detection compound during soil gas sampling of the permanent soil gas probes. Soil gas samples were submitted to the analytical laboratory for the analyses shown in Table 1.

The location of the permanent soil gas probes was surveyed on April 12 and 13, 2022 by Morrow, a licensed surveyor. The survey data collected by Morrow are provided in Appendix E.

4.1.7 Methane Indoor Air Screening

On April 6, 2022, Farallon screened indoor air for methane using a MultiRae 4-gas meter in the building occupied by King Crane on the western panhandle portion of the Site. No detectable methane was encountered during screening of indoor air, including at locations of cracks in the foundation.

4.2 SUBSURFACE INVESTIGATION FINDINGS

4.2.1 Lithologic Conditions

The Site is in the central portion of the Santa Clara Valley, a southeast-trending structural trough in the southern San Francisco Bay Area of California. The Santa Clara Valley is characterized as quaternary alluvium and marine deposits from lake, playa, and terrace sources. Alluvial deposits

range in age from the Pliocene epoch to the Holocene epoch. According to the 2019 Phase I ESA, surface soil at the Site consists primarily of fine sandy loam to extremely gravelly sandy loam.

Lithologic conditions encountered during drilling generally consisted of well-graded gravel or sandy silt in the upper approximately 5.0 feet bgs; silt with sand and gravel or gravelly silt from depths of approximately 5 to 14 feet bgs; and clay or silt from depths of approximately 14 to 32 feet bgs, the maximum depth explored. Fill material and debris consisting of brick, plastic, glass, and wood fragments were encountered in borings. Depths at which debris was first encountered ranged from 0 to 5 feet bgs and extended to maximum depths ranging from 4 to 32 feet bgs. Boring logs are provided in Appendix D.

4.2.2 Hydrologic Conditions

The Site is located in the Santa Clara Valley Groundwater Basin, Santa Clara Subbasin. The Santa Clara Subbasin occupies a structural trough parallel to the northwest-trending Coast Ranges. The Diablo Range bounds it to the west, and the Santa Cruz Mountains form the basin boundary to the east. The Santa Clara Subbasin extends from the northern border of Santa Clara County to the groundwater divide near the town of Morgan Hill. The dominant hydrogeologic feature is a large inland valley. The valley is drained to the north by tributaries to San Francisco Bay, including Coyote Creek, the Guadalupe River, and Los Gatos Creek. Coyote Creek is located northeast-adjacent to the Site, with the stream channel approximately 100 feet from the Site boundary. Annual precipitation for the Santa Clara Subbasin ranges from less than 16 inches in the valley to more than 28 inches in the upland areas. Groundwater in the Santa Clara Subbasin is considered to be a source of drinking water as part of a public water system, having beneficial use per the Basin Plan. However, the Site is in a heavy industrial zoned area; therefore, shallow groundwater beneath the Site is unlikely to be used as a future potable source.

The depth to first-encountered groundwater during drilling ranged from approximately 16 to 21 feet bgs, with some localized perched groundwater at shallower depths of approximately 10 to 11 feet bgs. Groundwater elevation measurements and calculations during the April 12 and 13, 2022 groundwater monitoring event are presented in Table 3. Free product was not encountered during groundwater monitoring. The depth to water varied between approximately 13 and 19 feet below the top of the monitoring well casing. The water-level elevation was calculated to be between approximately 55 and 58 feet above mean sea level, with a flow direction to the northwest at a gradient of approximately 0.003 foot per foot. Groundwater elevation contours for the April 2022 monitoring event are illustrated on Figure 3.

4.2.3 Analytical Results

Analytical results from this site investigation, along with previous investigations, are tabulated on Tables 4 through 10 for soil, Tables 11 through 17 for groundwater, and Table 18 for soil gas. Laboratory analytical reports for this site investigation are included in Appendix F. Groundwater analytical results for select VOCs, GRO, DRO, and soil gas analytical results for select VOCs are illustrated on Figures 4 through 7, respectively.

The findings from the site investigation are relatively consistent with previous investigations, and provide refined characterization of the extent of industrial constituents in media beneath the Site. Monitoring well data confirm that elevated concentrations of dissolved TPH exist in groundwater throughout the Site, but at concentrations less than reconnaissance groundwater data. Elevated concentrations of VOCs, primarily vinyl chloride, is present in groundwater on the southern portion of the Site. The groundwater flow direction, which was suspected to be to the northwest, was established to the northwest in April 2022. Soil gas contains elevated concentrations of vinyl chloride and benzene, primarily on the southern portion of the Site, and elevated methane at varying depths throughout the Site. Screening of indoor air for methane in a Site building in April 2022 did not identify detectable concentrations of methane.

4.2.4 Waste Disposal

Soil cuttings and purge and decontamination water were containerized and temporarily stored at the Site pending characterization and disposal. Nine 55-gallon drums containing soil cuttings and two 55-gallon drums containing decontamination water were generated during the May 2020 drilling activities. Based on the drum sample analytical results, the drum contents were classified as nonhazardous waste. The nine 55-gallon drums containing soil cuttings and two 55-gallon drums containing decontamination water were removed from the Site by Belshire Environmental Services for disposal on November 16, 2021.

Twelve drums containing soil cuttings and eight drums containing purged groundwater or decontamination water were generated during the February, March, and April 2022 drilling, well development, and groundwater monitoring activities. Based on the drum sample analytical results, the drum contents were classified as nonhazardous waste. Eleven drums containing soil cuttings and five drums containing purged groundwater or decontamination water were removed from the Site by Belshire Environmental Services, Inc. for disposal on May 19, 2022. Three drums containing soil cuttings and one drum containing purged groundwater or decontamination water could not be accessed during the May 19, 2022 drum removal and remain at the Site in the Allied Trenching tenant space. These four drums should be removed from the Site during the next scheduled drum removal event.

Waste manifests for all disposed wastes are provided in Appendix G.

5.0 REFERENCES

Beck's Property and Tree Service. 2009. Letter Regarding Chipping and Grinding Operation, SWIS Number: 43-AN-0029, Beck's Property & Tree Service (Becks Trucking), 1055 Commercial Court, Lot E, San Jose, Ca. 95112. From Richard Beck. To Enforcement Agency. March 31.

California Environmental Protection Agency, Department of Toxic Substances Control, Los Angeles Regional Water Quality Control Board, and San Francisco Regional Water Quality Control Board. 2015. *Advisory – Active Soil Gas Investigations*. July.

Cornerstone Earth Company. 2021. *Geotechnical Investigation, 1055 Commercial Court Warehouse, 1055 Commercial Court, San Jose, California.* Prepared for Prologis, Inc. July 13.

Farallon Consulting, L.L.C. (Farallon). 2019a. Letter Regarding Phase II Environmental Site Assessment Findings, 1055 Commercial Court, San Jose, California. From Scott Allin. To Robert L. Young, Berding & Weil LLP. August 1.

———. 2019b. *Phase I Environmental Site Assessment Report, 1055 Commercial Court, San Jose, California*. Prepared for Prologis, Inc. September 10.

———. 2020. Letter Regarding Proposal for Groundwater Monitoring Well Installation and Quarterly Monitoring, 1055 Commercial Court, San Jose, California. From Scott Allin. To Brett Richer, Prologis, Inc. January 28.

———. 2021. Email Regarding Change Order for 1055 Commercial Court. From Scott Allin. To Julia Smith, Prologis, Inc. August 24.

———. 2022a. Letter Regarding Interim Data Package, 1055 Commercial Court, San Jose, California. From Peter Sims and Scott Allin. To Gavin Polite Fisco, Prologis, Inc. April 4.

———. 2022b. Letter Regarding Scope of Work – Cost Estimate for Additional Environmental Services – Work Change Order 1071-047-WCO 002, 1055 Commercial Court, San Jose, California. From Scott Allin. To Gavin Polite Fisco, Prologis, Inc. May 11.

———. 2022c. Letter Regarding Second Interim Data Package, 1055 Commercial Court, San Jose, California. From Peter Sims and Scott Allin. To Gavin Polite Fisco, Prologis, Inc. May 18.

San Francisco Bay Regional Water Quality Control Board. 2019. *Environmental Screening Levels, Rev. 2*. July.

TRC Solutions, Inc. 2022. Letter Regarding Phase II Environmental Site Assessment, Schnitzer Steel, Inc., 1055 Commercial Court, San Jose, California. From Evanda Goad and Agatha Kim. To Mark Bartee, Schnitzer Steel Industries, Inc. May 11.

6.0 LIMITATIONS

6.1 GENERAL LIMITATIONS

The conclusions contained in this report/assessment are based on professional opinions with regard to the subject matter. These opinions have been arrived at in accordance with currently accepted hydrogeologic and engineering standards and practices applicable to this location. If sampling data indicate that releases have occurred in relation to this investigation, it is the responsibility of the owner to determine if a report should be made to regulatory authorities. The conclusions contained herein are subject to the following inherent limitations:

- **Accuracy of Information**. Farallon obtained, reviewed, and evaluated certain information used in this report/assessment from sources that were believed to be reliable. Farallon's conclusions, opinions, and recommendations are based in part on such information. Farallon's services did not include verification of its accuracy or authenticity. Should the information upon which Farallon relied prove to be inaccurate or unreliable, Farallon reserves the right to amend or revise its conclusions, opinions, and/or recommendations.
- **Reconnaissance and/or Characterization**. Farallon performed a reconnaissance and/or characterization of the Site that is the subject of this report/assessment to document current conditions. Farallon focused on areas deemed more likely to exhibit hazardous materials conditions. Contamination may exist in other areas of the Site that were not investigated or were inaccessible. Site activities beyond Farallon's control could change at any time after the completion of this report/assessment.

For the foregoing reasons, Farallon cannot and does not warrant or guarantee that the Site is free of hazardous or potentially hazardous substances or conditions, or that latent or undiscovered conditions will not become evident in the future. Farallon's observations, findings, and opinions can be considered valid only as of the date of the report.

This report/assessment has been prepared in accordance with the contract for services between Farallon and Prologis, Inc. and currently accepted industry standards. No other warranties, representations, or certifications are made.

6.2 LIMITATION ON RELIANCE BY THIRD PARTIES

Reliance by third parties is prohibited. This report/assessment has been prepared for the exclusive use of Prologis, Inc. to address the unique needs of Prologis, Inc. at the Site at a specific point in time.

This is not a general grant of reliance. No one other than Prologis, Inc. may rely on this report unless Farallon agrees in advance to such reliance in writing. Any unauthorized use, interpretation, or reliance on this report/assessment is at the sole risk of that party and Farallon will have no liability for such unauthorized use, interpretation, or reliance.

FIGURES

SITE INVESTIGATION REPORT
1055 Commercial Court
San Jose, California

Farallon PN: 1071-047

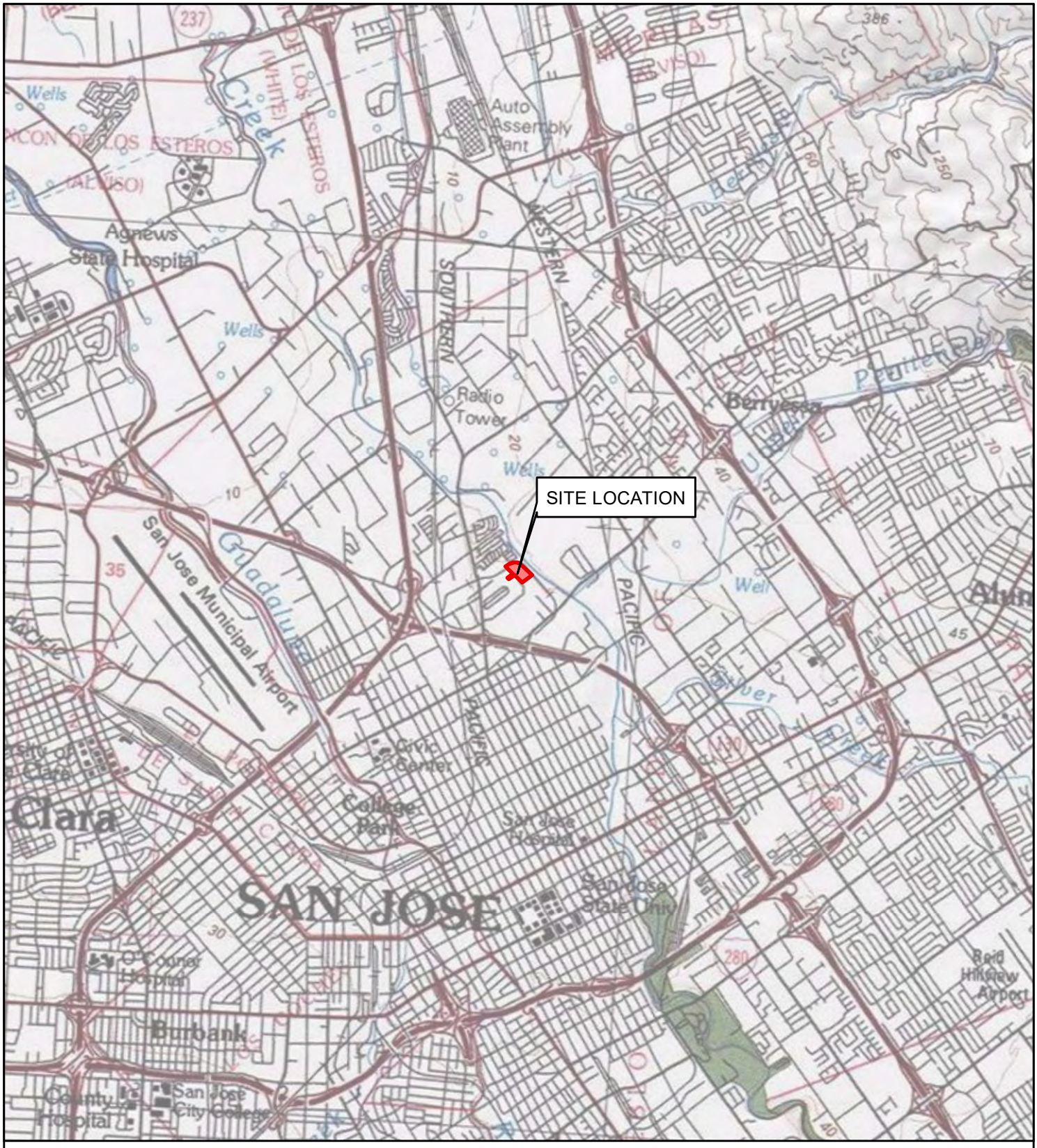

REFERENCE: 7.5 MINUTE USGS QUADRANGLE SAN JOSE WEST, CALIFORNIA, DATED 2013

FARALLON CONSULTING

Your Challenges. Our Priority. | farallonconsulting.com

Washington
Issaquah | Bellingham | Seattle

Oregon
Portland | Baker City

California
Oakland | Irvine

FIGURE 1

SITE VICINITY MAP
1055 COMMERCIAL COURT
SAN JOSE, CALIFORNIA

FARALLON PN: 1071-047

Drawn By: vpehlivan | Checked By: SA | Date: 5/2/2022 | Disc Reference: Q:\Projects\1071 Prologis\047 1055 Commercial Ct\Mapfiles\002\Figure-01_SiteVicinityMap.mxd

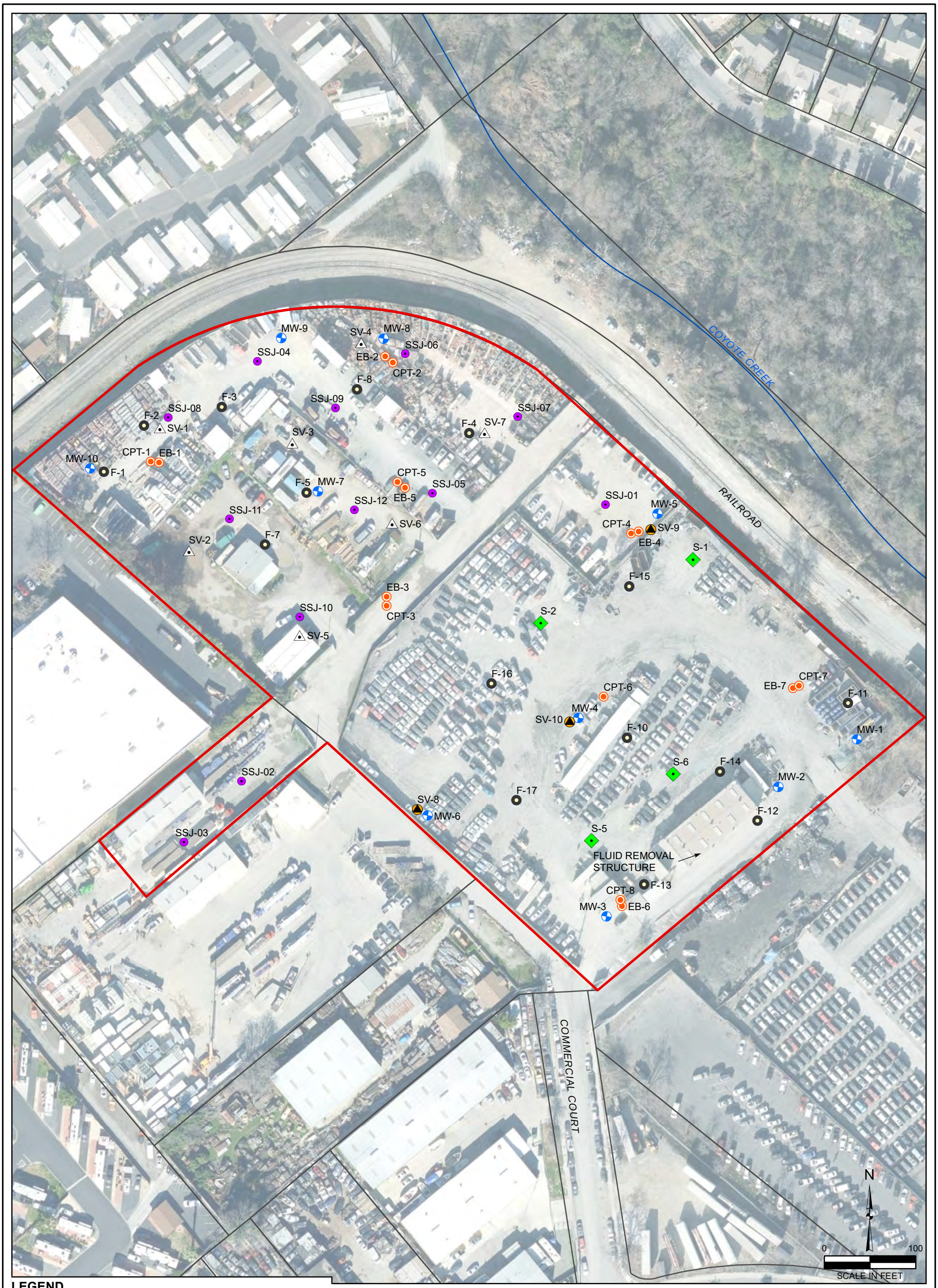

LEGEND

- BORING LOCATION (TRC, 2022)
- GEOTECHNICAL BORING LOCATION (CORNERSTONE, 2021)
- BORING LOCATION
- GROUNDWATER MONITORING WELL LOCATION
- SHALLOW SOIL SAMPLING LOCATION
- SOIL SAMPLING AND TEMPORARY SOIL VAPOR WELL LOCATION
- SOIL SAMPLING AND PERMANENT SOIL VAPOR WELL LOCATION
- SITE BOUNDARY
- SANTA CLARA COUNTY PARCEL BOUNDARY

NOTES:
1. ALL LOCATIONS ARE APPROXIMATE.
2. FIGURES WERE PRODUCED IN COLOR. GRAYSCALE COPIES MAY NOT REPRODUCE ALL ORIGINAL INFORMATION.

FARALLON CONSULTING

Washington
Issaquah | Bellingham | Seattle

Oregon
Portland | Baker City

California
Oakland | Irvine

Your Challenges. Our Priority. | farallonconsulting.com

FIGURE 2

SITE PLAN SHOWING BORING AND MONITORING WELL LOCATIONS
1055 COMMERCIAL COURT
SAN JOSE, CALIFORNIA

FARALLON PN: 1071-047

Drawn By: lmurock | Checked By: SA | Date: 8/4/2022 | Disc Reference:

Path: Q:\Projects\1071 Prologis\047 1055 Commercial Ct\Mapfiles\003\Figure-02_SitePlan.mxd

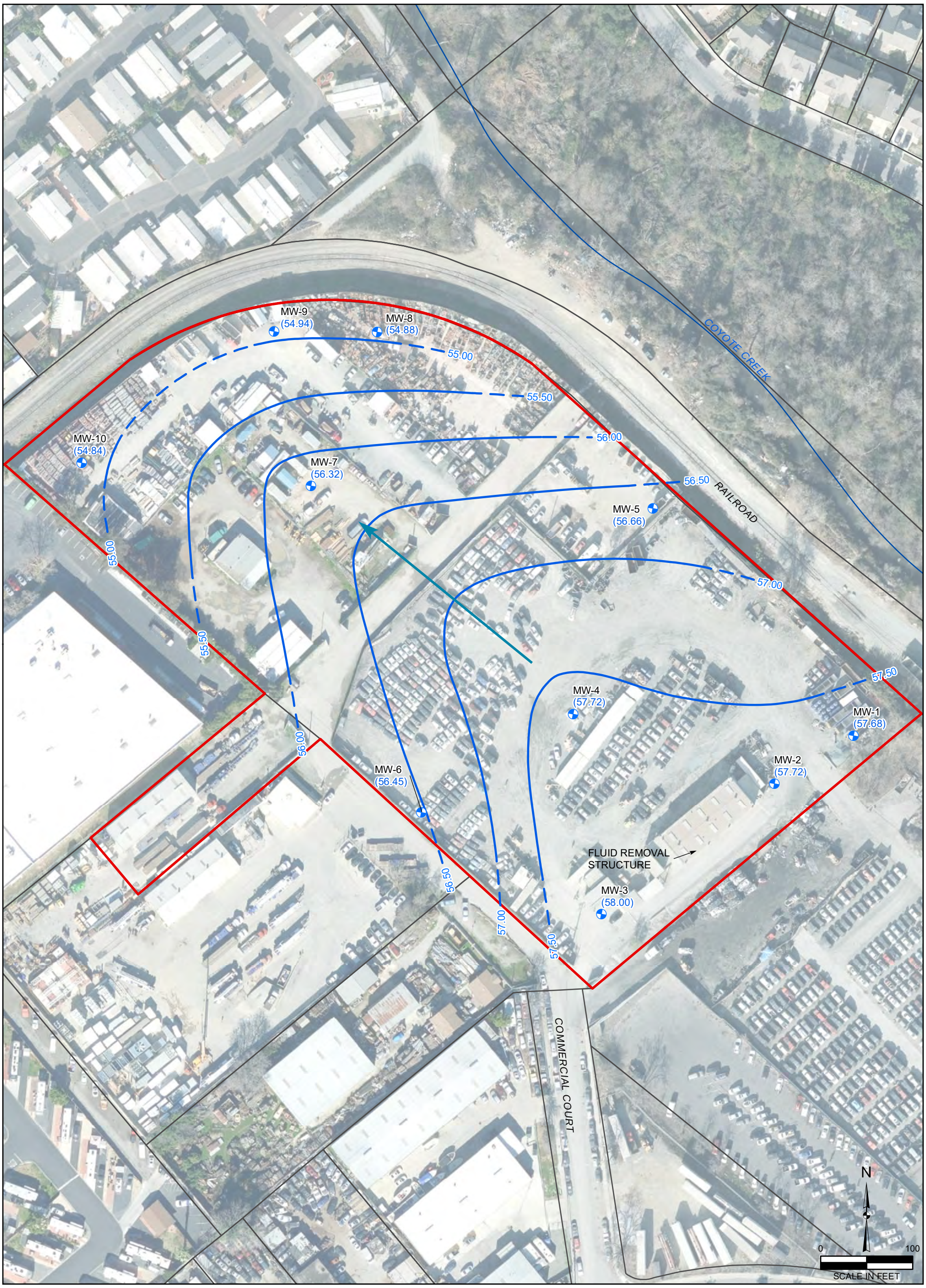

LEGEND

- GROUNDWATER MONITORING WELL LOCATION
- SITE BOUNDARY
- SANTA CLARA COUNTY PARCEL BOUNDARY
- 55.50 — INFERRED GROUNDWATER FLOW DIRECTION
- (57.68) GROUNDWATER ELEVATION IN FEET RELATIVE TO NORTH AMERICAN VERTICAL DATUM OF 1988
- GROUNDWATER ELEVATION CONTOUR (DASHED WHERE INFERRED)

NOTES:
1. ALL LOCATIONS ARE APPROXIMATE.
2. FIGURES WERE PRODUCED IN COLOR. GRAYSCALE COPIES MAY NOT REPRODUCE ALL ORIGINAL INFORMATION.

FARALLON CONSULTING
Your Challenges. Our Priority. | farallonconsulting.com

Washington
Issaquah | Bellingham | Seattle

Oregon
Portland | Baker City

California
Oakland | Irvine

FIGURE 3

GROUNDWATER ELEVATION CONTOURS
APRIL 13-14, 2022
1055 COMMERCIAL COURT
SAN JOSE, CALIFORNIA

FARALLON PN: 1071-047

Drawn By: lmurock | Checked By: PS | Date: 8/3/2022 | Disc Reference:

Path: Q:\Projects\1071 Prologis\047 1055 Commercial Ct\Mapfiles\005\Figure-03_GW_Contours.mxd

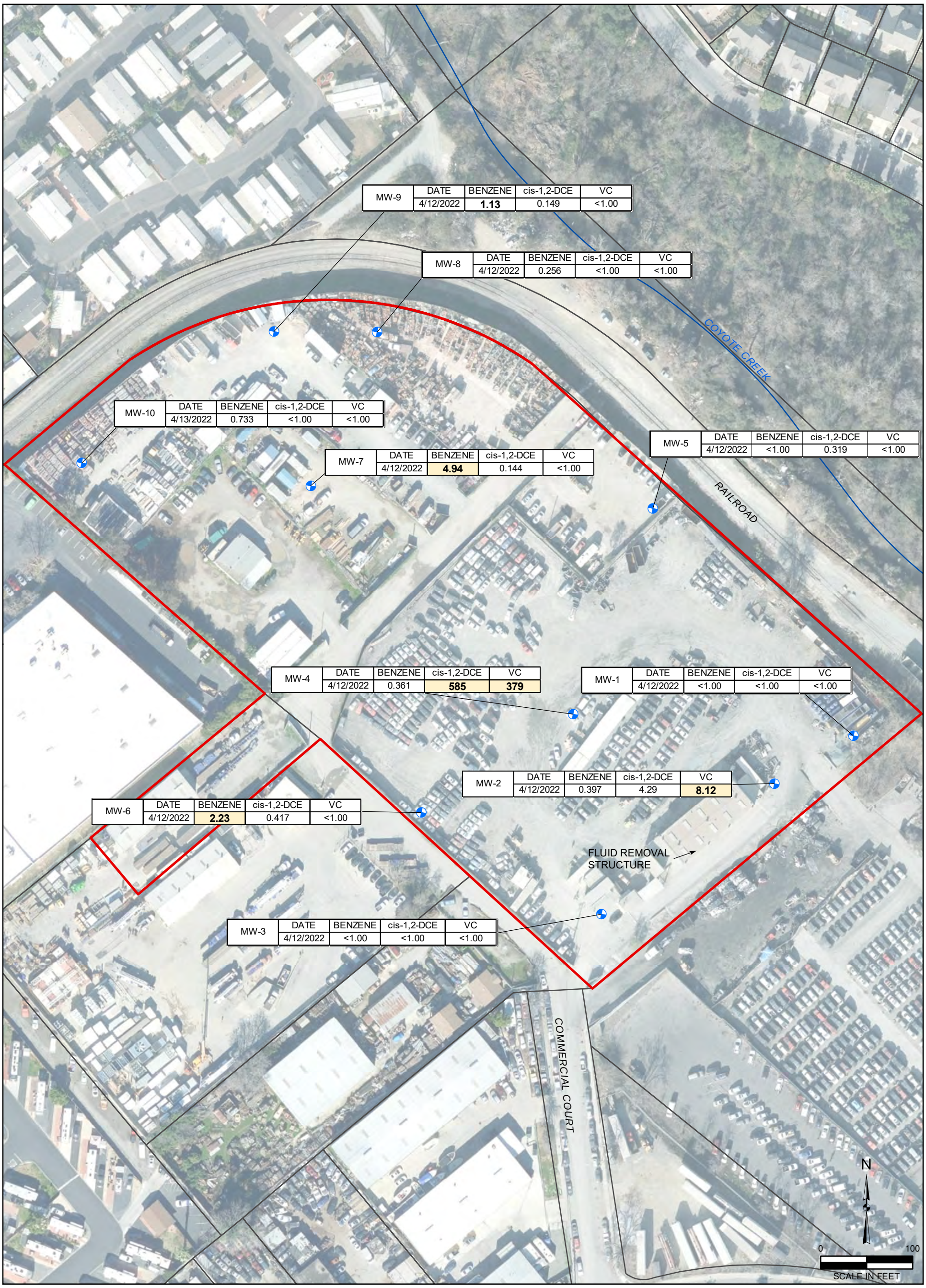

LEGEND

- GROUNDWATER MONITORING WELL LOCATION
- SITE BOUNDARY
- SANTA CLARA COUNTY PARCEL BOUNDARY

NOTES:
GROUNDWATER ANALYTICAL RESULTS IN MICROGRAMS PER LITER.
BOLD = DENOTES CONCENTRATIONS THAT EXCEED TIER 1 ENVIRONMENTAL SCREENING LEVELS. RESULTS HIGHLIGHTED YELLOW DENOTE CONCENTRATIONS EXCEEDING COMMERCIAL ENVIRONMENTAL SCREENING LEVELS.
< = DENOTES ANALYTE NOT DETECTED AT OR EXCEEDING THE LISTED REPORTING LIMIT.
cis-1,2-DCE = cis-1,2-DICHLOROETHENE
VC = VINYL CHLORIDE
VOCs = VOLATILE ORGANIC COMPOUNDS

NOTES:
1. ALL LOCATIONS ARE APPROXIMATE.
2. FIGURES WERE PRODUCED IN COLOR. GRAYSCALE COPIES MAY NOT REPRODUCE ALL ORIGINAL INFORMATION.

FARALLON CONSULTING
Your Challenges. Our Priority. | farallonconsulting.com

Washington
Issaquah | Bellingham | Seattle

Oregon
Portland | Baker City

California
Oakland | Irvine

FIGURE 4

SITE PLAN SHOWING GROUNDWATER ANALYTICAL RESULTS FOR SELECT VOCs
1055 COMMERCIAL COURT
SAN JOSE, CALIFORNIA

FARALLON PN: 1071-047

Drawn By: lmurock | Checked By: PS | Date: 8/4/2022 | Disc Reference:

Path: Q:\Projects\1071 Prologis\047 1055 Commercial Ct\Mapfiles\003\Figure-04_GW_VOCs.mxd

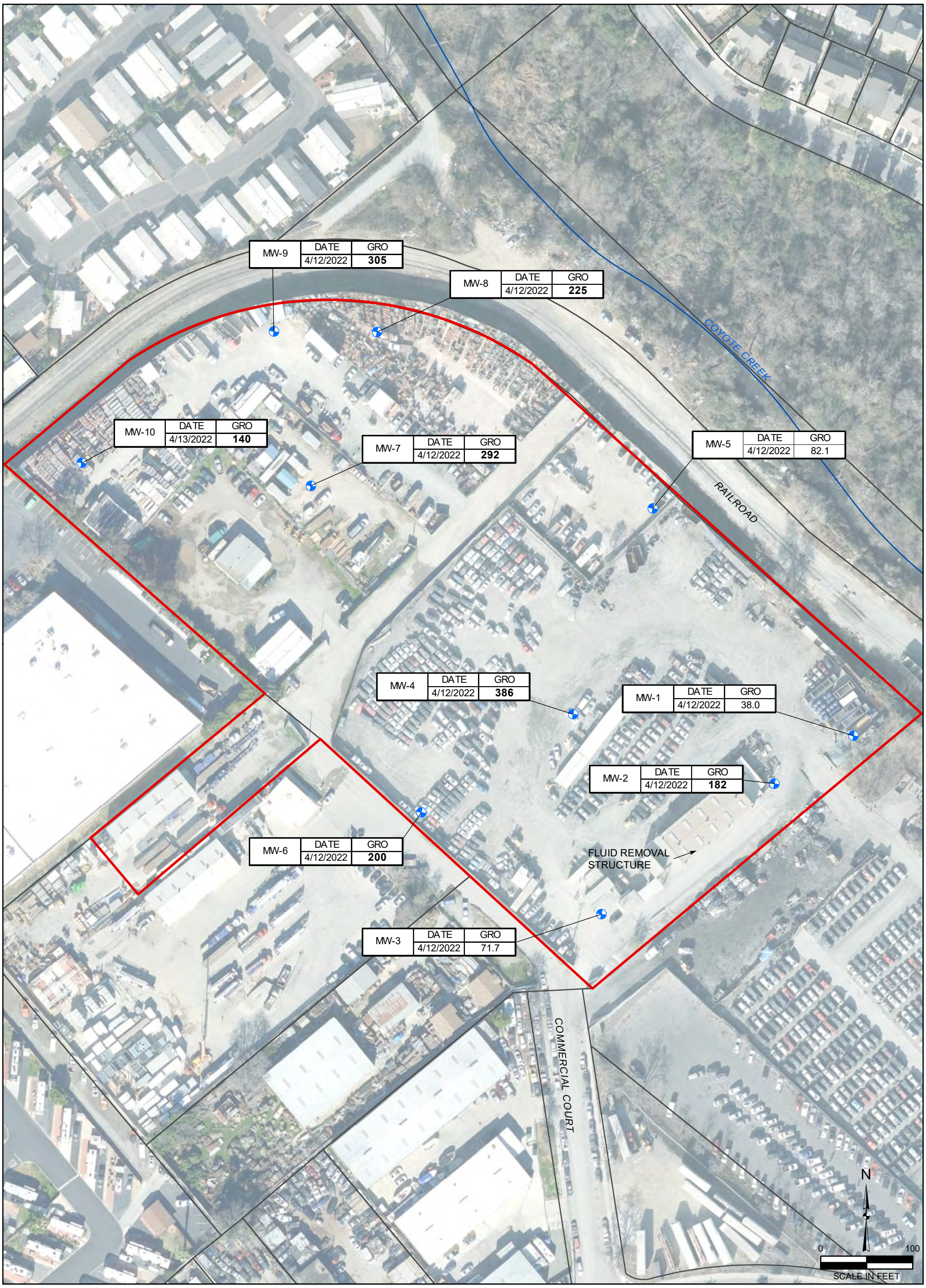

LEGEND

- GROUNDWATER MONITORING WELL LOCATION
- SITE BOUNDARY
- SANTA CLARA COUNTY PARCEL BOUNDARY

NOTES:
GROUNDWATER ANALYTICAL RESULTS IN MICROGRAMS PER LITER.
BOLD = DENOTES CONCENTRATIONS THAT EXCEED TIER 1 ENVIRONMENTAL SCREENING LEVELS.
< = DENOTES ANALYTE NOT DETECTED AT OR EXCEEDING THE LISTED REPORTING LIMIT.
GRO = TOTAL PETROLEUM HYDROCARBONS (TPH) AS GASOLINE-RANGE ORGANICS

NOTES:
1. ALL LOCATIONS ARE APPROXIMATE.
2. FIGURES WERE PRODUCED IN COLOR. GRAYSCALE COPIES MAY NOT REPRODUCE ALL ORIGINAL INFORMATION.

FARALLON CONSULTING
Your Challenges. Our Priority. | farallonconsulting.com

Washington
Issaquah | Bellingham | Seattle

Oregon
Portland | Baker City

California
Oakland | Irvine

FIGURE 5

SITE PLAN SHOWING GROUNDWATER ANALYTICAL RESULTS FOR GRO
1055 COMMERCIAL COURT
SAN JOSE, CALIFORNIA

FARALLON PN: 1071-047

Drawn By: lmurock | Checked By: PS | Date: 8/5/2022 | Disc Reference:

Path: Q:\Projects\1071 Prologis\047 1055 Commercial Ct\Mapfiles\003\Figure-05_GW_GRO.mxd

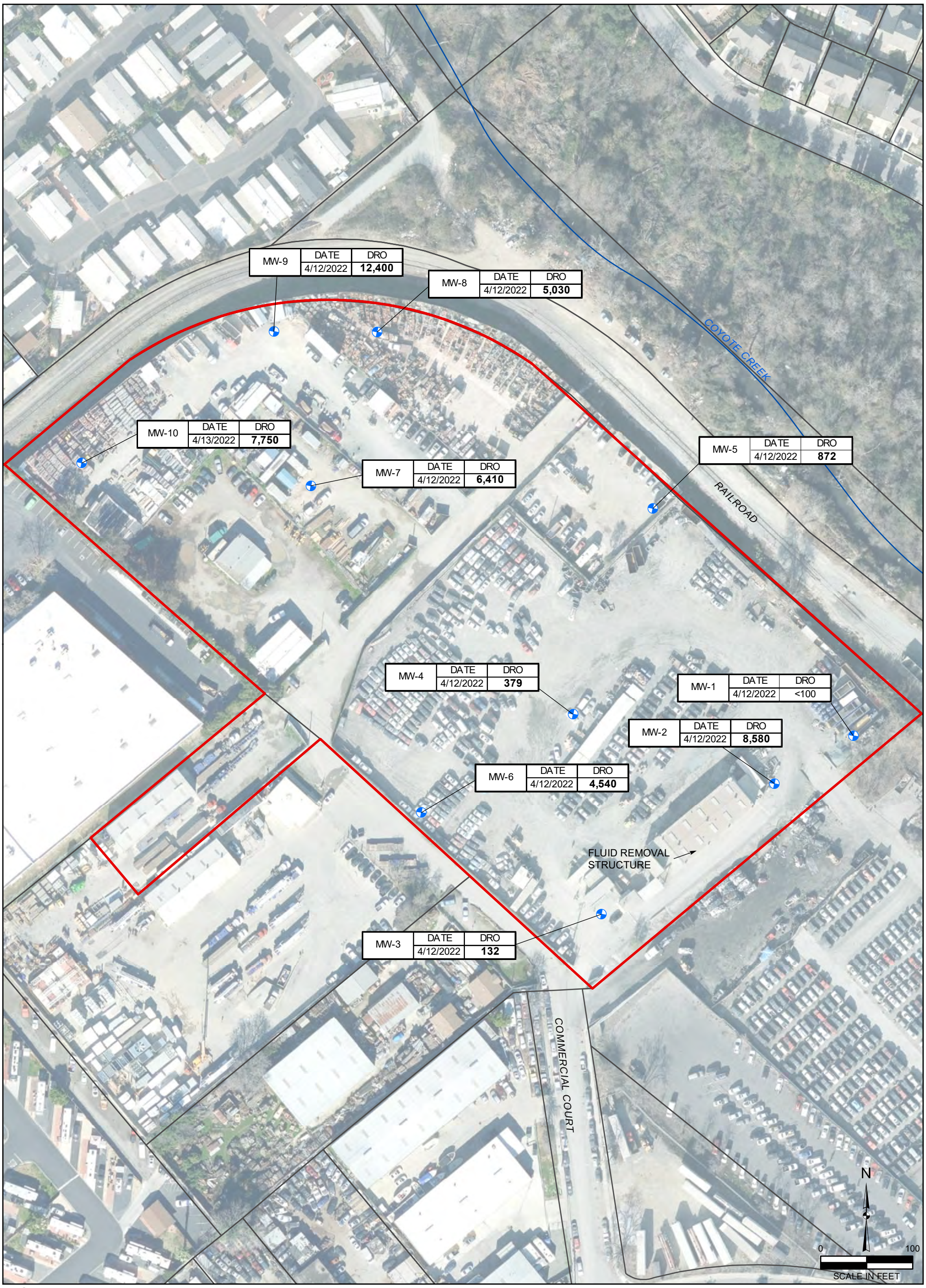

LEGEND

- GROUNDWATER MONITORING WELL LOCATION
- SITE BOUNDARY
- SANTA CLARA COUNTY PARCEL BOUNDARY

NOTES:
GROUNDWATER ANALYTICAL RESULTS IN MICROGRAMS PER LITER.
BOLD = DENOTES CONCENTRATIONS THAT EXCEED TIER 1 ENVIRONMENTAL SCREENING LEVELS.
< = DENOTES ANALYTE NOT DETECTED AT OR EXCEEDING THE LISTED REPORTING LIMIT.
DRO = TOTAL PETROLEUM HYDROCARBONS (TPH) AS DIESEL-RANGE ORGANICS

NOTES:
1. ALL LOCATIONS ARE APPROXIMATE.
2. FIGURES WERE PRODUCED IN COLOR. GRAYSCALE COPIES MAY NOT REPRODUCE ALL ORIGINAL INFORMATION.

FARALLON CONSULTING
Your Challenges. Our Priority. | farallonconsulting.com

Washington
Issaquah | Bellingham | Seattle

Oregon
Portland | Baker City

California
Oakland | Irvine

FIGURE 6

SITE PLAN SHOWING GROUNDWATER ANALYTICAL RESULTS FOR DRO
1055 COMMERCIAL COURT
SAN JOSE, CALIFORNIA

FARALLON PN: 1071-047

Drawn By: lmurock | Checked By: PS | Date: 8/3/2022 | Disc Reference:

Path: Q:\Projects\1071 Prologis\047 1055 Commercial Ct\Mapfiles\003\Figure-06_GW_DRO.mxd

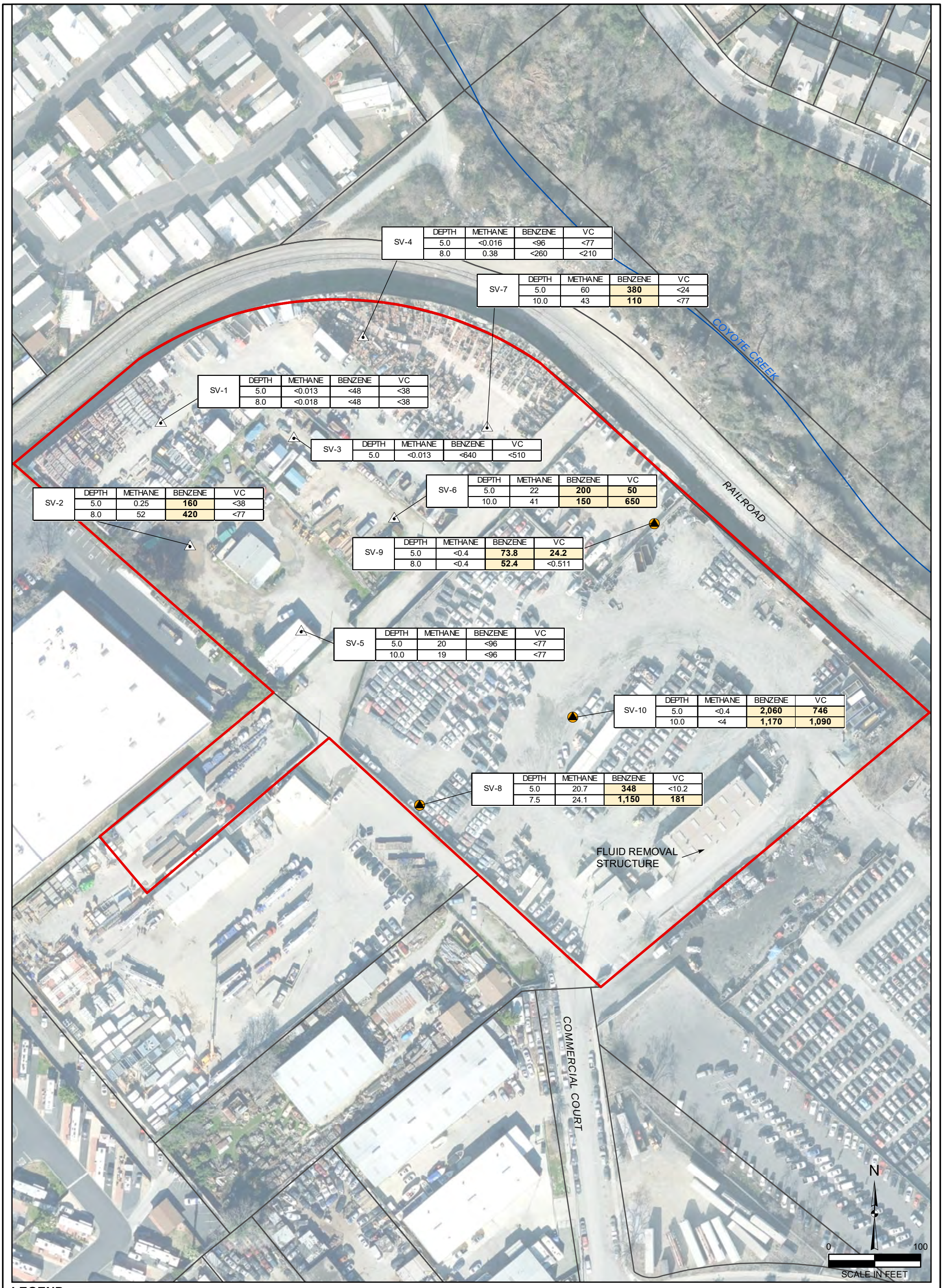

LEGEND

- SOIL SAMPLING AND TEMPORARY SOIL VAPOR WELL LOCATION
- SOIL SAMPLING AND PERMANENT SOIL VAPOR WELL LOCATION
- SITE BOUNDARY
- SANTA CLARA COUNTY PARCEL BOUNDARY

NOTES:
SOIL GAS ANALYTICAL RESULTS IN PERCENT FOR METHANE AND MICROGRAMS PER CUBIC METER FOR BENZENE AND VC.
SOIL GAS SAMPLES COLLECTED IN FEBRUARY AND APRIL 2022.
DEPTH IN FEET BELOW GROUND SURFACE.
BOLD = DENOTES CONCENTRATIONS THAT EXCEED COMMERCIAL ENVIRONMENTAL SCREENING LEVELS.
< = DENOTES ANALYTE NOT DETECTED AT OR EXCEEDING THE LISTED REPORTING LIMIT
VC = VINYL CHLORIDE

NOTES:
1. ALL LOCATIONS ARE APPROXIMATE.
2. FIGURES WERE PRODUCED IN COLOR. GRAYSCALE COPIES MAY NOT REPRODUCE ALL ORIGINAL INFORMATION.

FARALLON CONSULTING
Your Challenges. Our Priority. | farallonconsulting.com

Washington
Issaquah | Bellingham | Seattle

Oregon
Portland | Baker City

California
Oakland | Irvine

FIGURE 7

SITE PLAN SHOWING SELECT
SOIL GAS ANALYTICAL RESULTS
1055 COMMERCIAL COURT
SAN JOSE, CALIFORNIA

FARALLON PN: 1071-047

Drawn By: lmurock | Checked By: PS | Date: 8/3/2022 | Disc Reference:

Path: Q:\Projects\1071 Prologis\047 1055 Commercial Ct\Mapfiles\003\Figure-07_SG_Analytical.mxd

TABLES

SITE INVESTIGATION REPORT
1055 Commercial Court
San Jose, California

Farallon PN: 1071-047

Table 1
Sampling and Analysis Plan
1055 Commercial Court
San Jose, California
Farallon PN: 1071-047 (Task 2)

Boring Designation	Sample Date	Sample Matrix	Sample Depth[1]	Laboratory Analysis							
				VOCs[2]	GRO[2]	DRO[3]	ORO[3]	PAHs[4]	Metals[5]	Methane[6]	Helium[7]
MW-1	3/29/2022	Soil	10.0	X	X	X	X	X	X	---	---
			14.0	X	X	X	X	X	X	---	---
	4/12/2022	Water	17.5	X	X	X	X	---	X	---	---
MW-2	4/12/2022	Water	19.5	X	X	X	X	---	X	---	---
MW-3	4/12/2022	Water	22.5	X	X	X	X	---	X	---	---
MW-4	3/29/2022	Soil	7.0	X	X	X	X	X	X	---	---
	4/12/2022	Water	18.5	X	X	X	X	---	X	---	---
MW-5	4/12/2022	Water	22.5	X	X	X	X	---	X	---	---
MW-6	3/29/2022	Soil	14.0	X	X	X	X	X	X	---	---
			16.0	X	X	X	X	X	X	---	---
	4/12/2022	Water	15.0	X	X	X	X	---	X	---	---
MW-7	4/12/2022	Water	18.5	X	X	X	X	---	X	---	---
MW-8	4/12/2022	Water	15.5	X	X	X	X	---	X	---	---
MW-9	4/12/2022	Water	19.5	X	X	X	X	---	X	---	---
MW-10	4/13/2022	Water	19.5	X	X	X	X	---	X	---	---
SV-1	2/11/2022	Soil	5.0	X	X	X	X	X	X	---	---
			10.0	X	X	X	X	X	X	---	---
	2/14/2022	Soil Gas	5.0	X	---	---	---	---	---	---	---
			8.0	X	---	---	---	---	---	---	---
SV-2	2/11/2022	Soil	5.0	X	X	X	X	X	X	---	---
			8.0	X	X	X	X	X	X	---	---
	2/14/2022	Soil Gas	5.0	X	---	---	---	---	---	X	---
			8.0	X	---	---	---	---	---	X	---
SV-3	2/11/2022	Soil	5.0	X	X	X	X	X	X	---	---
			10.0	X	X	X	X	X	X	---	---
	2/14/2022	Soil Gas	5.0	X	---	---	---	---	---	X	---
SV-4	2/11/2022	Soil	5.0	X	X	X	X	X	X	---	---
			10.0	X	X	X	X	X	X	---	---
	2/14/2022	Soil Gas	5.0	X	---	---	---	---	---	X	---
			8.0	X	---	---	---	---	---	X	---
SV-5	2/11/2022	Soil	5.0	X	X	X	X	X	X	---	---
			10.0	X	X	X	X	X	X	---	---
	2/14/2022	Soil Gas	5.0	X	---	---	---	---	---	X	---
			10.0	X	---	---	---	---	---	X	---
SV-6	2/11/2022	Soil	5.0	X	X	X	X	X	X	---	---
			10.0	X	X	X	X	X	X	---	---
	2/14/2022	Soil Gas	5.0	X	---	---	---	---	---	X	---
			10.0	X	---	---	---	---	---	X	---
SV-7	2/11/2022	Soil	5.0	X	X	X	X	X	X	---	---
			10.0	X	X	X	X	X	X	---	---
	2/14/2022	Soil Gas	5.0	X	---	---	---	---	---	X	---
			10.0	X	---	---	---	---	---	X	---
SV-8	3/29/2022	Soil	5.0	X	X	X	X	X	X	---	---
			7.5	X	X	X	X	X	X	---	---
	4/13/2022	Soil Gas	5.0	X	---	---	---	---	---	X	X
			7.5	X	---	---	---	---	---	X	X
SV-9	3/30/2022	Soil	5.0	X	X	X	X	X	X	---	---
			8.0	X	X	X	X	X	X	---	---
	4/13/2022	Soil Gas	5.0	X	---	---	---	---	---	X	X
			8.0	X	---	---	---	---	---	X	X
SV-10	3/29/2022	Soil	5.0	X	X	X	X	X	X	---	---
			10.0	X	X	X	X	X	X	---	---
	4/13/2022	Soil Gas	5.0	X	---	---	---	---	---	X	X
			10.0	X	---	---	---	---	---	X	X

NOTES:

X denotes sample collected for analysis.

[1] Estimated depth in feet below ground surface.

[2] VOCs and GRO analyzed by U.S. Environmental Protection Agency (EPA) Method 8260B or TO-15.

[3] DRO and ORO analyzed by EPA Method 8015B.

[4] PAHs analyzed by EPA Method 8270C SIM.

[5] CAM 17 Metals analyzed by EPA Method 6010B/7471A.

[6] Methane by American Society for Testing and Materials (ASTM) Method D1946.

[7] Helium byASTM Method 1946.

DRO = total petroleum hydrocarbons (TPH) as diesel-range organics

GRO = TPH as gasoline-range organics

ORO = TPH as oil-range organics

PAHs = polycyclic aromatic hydrocarbons

VOCs = volatile organic compounds

Table 2
Monitoring Well Construction Details
1055 Commercial Court
San Jose, California
Farallon PN: 1071-047

Monitoring Well Identification	Installation Date	Total Depth of Well (feet bgs)	Casing/Screen Diameter, Material, Wall Thickness	Screen Slot Size (inches)	Screen Length (feet)	Screened Interval (feet bgs)	Screen Filter Pack (feet bgs)	Filter Pack Type	Well Seal	Seal (Fill to Surface)	Well Finish	Casing Elevation (feet msl)[1]	Latitude[2]	Longitude[2]
MW-1	3/29/2022	25.0	2-inch, PVC, Schedule 40	0.010	15.0	10.0 - 25.0	8.0 - 25.0	#2/12 Sand	Bentonite chips from top of filter pack to 6 feet bgs	Grout	8-Inch Steel Flush-Mount	70.77	37.369653	-121.88583
MW-2	3/29/2022	27.0	2-inch, PVC, Schedule 40	0.010	15.0	12.0 - 27.0	10.0 - 27.0	#2/12 Sand	Bentonite chips from top of filter pack to 8 feet bgs	Grout	8-Inch Steel Flush-Mount	72.93	37.369506	-121.88612
MW-3	3/30/2022	30.0	2-inch, PVC, Schedule 40	0.010	15.0	15.0 - 30.0	13.0 - 30.0	#2/12 Sand	Bentonite chips from top of filter pack to 11 feet bgs	Grout	8-Inch Steel Flush-Mount	75.02	37.369109	-121.88676
MW-4	3/30/2022	26.0	2-inch, PVC, Schedule 40	0.010	15.0	11.0 - 26.0	9.0 - 26.0	#2/12 Sand	Bentonite chips from top of filter pack to 9 feet bgs	Grout	8-Inch Steel Flush-Mount	73.2	37.369705	-121.88688
MW-5	3/31/2022	30.0	2-inch, PVC, Schedule 40	0.010	15.0	15.0 - 30.0	13.0 - 30.0	#2/12 Sand	Bentonite chips from top of filter pack to 11 feet bgs	Grout	8-Inch Steel Flush-Mount	70.19	37.370322	-121.88659
MW-6	3/30/2022	20.0	2-inch, PVC, Schedule 40	0.010	10.0	10.0 - 20.0	8.0 - 20.0	#2/12 Sand	Bentonite chips from top of filter pack to 6 feet bgs	Grout	8-Inch Steel Flush-Mount	75.2	37.369404	-121.88744
MW-7	5/11/2020	26.0	2-inch, PVC, Schedule 40	0.010	15.0	11.0 - 26.0	10.0 - 26.0	#2/12 Sand	Bentonite chips from top of filter pack to 8 feet bgs	Grout	8-Inch Steel Flush-Mount	69.73	37.370374	-121.88787
MW-8	5/11/2020	23.0	2-inch, PVC, Schedule 40	0.010	15.0	8.0 - 23.0	7.0 - 23.0	#2/12 Sand	Bentonite chips from top of filter pack to 5 feet bgs	Grout	8-Inch Steel Flush-Mount	70.36	37.370836	-121.88763
MW-9	5/12/2020	27.0	2-inch, PVC, Schedule 40	0.010	15.0	12.0 - 27.0	11.0 - 27.0	#2/12 Sand	Bentonite chips from top of filter pack to 9 feet bgs	Grout	8-Inch Steel Flush-Mount	72.48	37.370832	-121.88802
MW-10	5/12/2020	27.0	2-inch, PVC, Schedule 40	0.010	15.0	12.0 - 27.0	11.0 - 27.0	#2/12 Sand	Bentonite chips from top of filter pack to 9 feet bgs	Grout	8-Inch Steel Flush-Mount	73.85	37.370432	-121.88873

NOTES:

[1]Vertical datum based on North American Vertical Datum of 1988.

[2]Horizontal datum based on North American Datum of 1983.

bgs = below ground surface

msl = mean sea level

PVC = polyvinyl chloride

Table 3
Groundwater Elevations
1055 Commercial Court
San Jose, California
Farallon PN: 1071-047

Monitoring Well Identification	Top of Casing Elevation (feet NAVD88)[1]	Monitoring Date	Depth to Water (feet)[2]	Water Level Elevation (feet NAVD88)[1]
MW-1	70.77	4/12/2022	13.09	57.68
MW-2	72.93	4/12/2022	15.21	57.72
MW-3	75.02	4/12/2022	17.02	58.00
MW-4	73.20	4/12/2022	15.48	57.72
MW-5	70.19	4/12/2022	13.53	56.66
MW-6	75.20	4/12/2022	18.75	56.45
MW-7	69.73	4/12/2022	13.41	56.32
MW-8	70.36	4/12/2022	15.48	54.88
MW-9	72.48	4/12/2022	17.54	54.94
MW-10	73.85	4/13/2022	19.01	54.84

NOTES:

[1] In feet above mean sea level.

NAVD88 = North American Vertical Datum of 1988

[2] In feet below top of well casing.

Table 4
Soil Analytical Results for TPH
1055 Commercial Court
San Jose, California
Farallon PN: 1071-047

Sample Location	Sampled By	Sample Identification	Sample Depth (feet)[1]	Sample Date	Analytical Results (milligrams per kilogram)[2]		
					GRO	DRO	ORO
F-1	Farallon	F-1 (2')	2.0	5/23/2019	2.8	11	110
F-2	Farallon	F-2 (2')	2.0	5/23/2019	< 1.0	17	110
F-3	Farallon	F-3 (2')	2.0	5/23/2019	1.5	43	75
F-4	Farallon	F-4 (2')	2.0	5/23/2019	11	33	98
F-5	Farallon	F-5 (2')	2.0	5/23/2019	13	13	84
F-7	Farallon	F-7 (2')	2.0	5/23/2019	9.3	420	280
F-8	Farallon	F-8 (2')	2.0	5/23/2019	9.9	< 50	500
F-10	Farallon	F-10 (2')	2.0	5/22/2019	21	**890**	**4,500**
F-11	Farallon	F-11 (2')	2.0	5/22/2019	3.9	82	400
F-12	Farallon	F-12 (2')	2.0	5/21/2019	1.3	22	330
F-13	Farallon	F-13 (2')	2.0	5/21/2019	**150**	**450**	800
F-14	Farallon	F-14 (2')	2.0	5/21/2019	12	94	670
F-15	Farallon	F-15 (2')	2.0	5/22/2019	5.9	130	1,300
F-16	Farallon	F-16 (2')	2.0	5/22/2019	100	63	440
F-17	Farallon	F-17 (2')	2.0	5/22/2019	22	62	370
S-1	Farallon	S-1 (1')	1.0	5/22/2019	7.6	42	450
S-2	Farallon	S-2 (1')	1.0	5/22/2019	15	140	1,500
S-5	Farallon	S-5 (1')	1.0	5/21/2019	< 1.0	< 1.0	< 5.0
S-6	Farallon	S-6 (1')	1.0	5/21/2019	9.7	66	350
San Francisco Bay RWQCB Tier 1 ESLs for Soil[3]					**100**	**260**	**1,600**
San Francisco Bay RWQCB ESLs Commercial: Shallow Soil Exposure[4]					**2,000**	**1,200**	**180,000**
San Francisco Bay RWQCB ESLs Construction Worker Soil Exposure[4]					**1,100**	**54,000**	**54,000**

Table 4
Soil Analytical Results for TPH
1055 Commercial Court
San Jose, California
Farallon PN: 1071-047

Sample Location	Sampled By	Sample Identification	Sample Depth (feet)[1]	Sample Date	Analytical Results (milligrams per kilogram)[2]		
					GRO	DRO	ORO
SV-1	Farallon	SV-1-5.0	5.0	2/11/2022	< 0.1	**346** x	351
	Farallon	SV-1-10.0	10.0	2/11/2022	0.239	12.5 x	44.8
SV-2	Farallon	SV-2-5.0	5.0	2/11/2022	0.319	61.2 x	323
	Farallon	SV-2-8.0	8.0	2/11/2022	**274**	**334** x	585
SV-3	Farallon	SV-3-5.0	5.0	2/11/2022	< 0.1	31.5 x	142
	Farallon	SV-3-10.0	10.0	2/11/2022	0.311	110 x	168
SV-4	Farallon	SV-4-5.0	5.0	2/11/2022	< 0.1	**494**	370
	Farallon	SV-4-10.0	10.0	2/11/2022	0.759	**302** x	883
SV-5	Farallon	SV-5-5.0	5.0	2/11/2022	1.37	**2,380**	**1,610**
	Farallon	SV-5-10.0	10.0	2/11/2022	0.21	79.2 x	371
SV-6	Farallon	SV-6-5.0	5.0	2/11/2022	< 0.1	96.6 x	446
	Farallon	SV-6-10.0	10.0	2/11/2022	0.287	35.3	< 160
SV-7	Farallon	SV-7-5.0	5.0	2/11/2022	1.2	73.9 x	138
	Farallon	SV-7-10.0	10.0	2/11/2022	0.508	57.6 x	158
SV-8	Farallon	SV-8-5.0	5.0	3/29/2022	< 1.0	16	< 20
	Farallon	SV-8-7.5	7.5	3/29/2022	< 1.0	< 10	< 20
SV-9	Farallon	SV-9-5.0	5.0	3/30/2022	< 1.0	**790**	280
	Farallon	SV-9-8.0	8.0	3/30/2022	24	**480**	350
San Francisco Bay RWQCB Tier 1 ESLs for Soil[3]					**100**	**260**	**1,600**
San Francisco Bay RWQCB ESLs Commercial: Shallow Soil Exposure[4]					**2,000**	**1,200**	**180,000**
San Francisco Bay RWQCB ESLs Construction Worker Soil Exposure[4]					**1,100**	**54,000**	**54,000**

Table 4
Soil Analytical Results for TPH
1055 Commercial Court
San Jose, California
Farallon PN: 1071-047

Sample Location	Sampled By	Sample Identification	Sample Depth (feet)[1]	Sample Date	Analytical Results (milligrams per kilogram)[2]		
					GRO	DRO	ORO
SV-10	Farallon	SV-10-5.0	5.0	3/29/2022	11	**2,900**	1,400
	Farallon	SV-10-10.0	10.0	3/29/2022	**170**	**1,900**	**1,800**
MW-1	Farallon	MW-1-10.0	10.0	3/29/2022	1.0	**450**	250
	Farallon	MW-1-14.0	14.0	3/29/2022	1.5	**700**	370
MW-4	Farallon	MW-4-7.0	7.0	3/30/2022	1.5	**390**	610
MW-6	Farallon	MW-6-14.0	14.0	3/30/2022	**110**	**1,500**	**3,400**
	Farallon	MW-6-16.0	16.0	3/30/2022	12	**1,200**	**2,800**
SSJ-01	TRC	SSJ-01-0.25	0.25	4/12/2022	< 0.11	**490**	1,200
	TRC	SSJ-01-2.5	2.5	4/12/2022	0.20	< 12	< 24
	TRC	SSJ-01-5	5.0	4/12/2022	10	**2,000**	**1,800**
SSJ-02	TRC	SSJ-02-0.25	0.25	4/12/2022	< 0.11	< 11	< 22
	TRC	SSJ-02-2.5	2.5	4/12/2022	< 0.11	< 11	< 22
	TRC	SSJ-02-5	5.0	4/12/2022	< 0.11	< 11	< 22
SSJ-03	TRC	SSJ-03-0.25	0.25	4/12/2022	< 0.11	< 11	< 23
	TRC	SSJ-03-2.5	2.5	4/12/2022	< 0.12	< 12	< 24
	TRC	SSJ-03-4	4.0	4/12/2022	< 0.12	< 12	< 24
SSJ-04	TRC	SSJ-04-0.25	0.25	4/12/2022	< 0.11	330	170
	TRC	SSJ-04-2.5	2.5	4/12/2022	0.16	220	200
	TRC	SSJ-04-5	5.0	4/12/2022	0.34	230	84
San Francisco Bay RWQCB Tier 1 ESLs for Soil[3]					**100**	**260**	**1,600**
San Francisco Bay RWQCB ESLs Commercial: Shallow Soil Exposure[4]					**2,000**	**1,200**	**180,000**
San Francisco Bay RWQCB ESLs Construction Worker Soil Exposure[4]					**1,100**	**54,000**	**54,000**

Table 4
Soil Analytical Results for TPH
1055 Commercial Court
San Jose, California
Farallon PN: 1071-047

Sample Location	Sampled By	Sample Identification	Sample Depth (feet)[1]	Sample Date	Analytical Results (milligrams per kilogram)[2]		
					GRO	DRO	ORO
SSJ-05	TRC	SSJ-05-0.25	0.25	4/12/2022	0.77	110	120
	TRC	SSJ-05-5	5.0	4/12/2022	3.4	**1,900**	**2,200**
SSJ-06	TRC	SSJ-06-0.25	0.25	4/12/2022	< 0.11	67	65
	TRC	SSJ-06-2.5	2.5	4/12/2022	< 0.11	120	45
	TRC	SSJ-06-5	5.0	4/12/2022	11	25	30
SSJ-07	TRC	SSJ-07-0.25	0.25	4/12/2022	< 0.12	30	38
	TRC	SSJ-07-2.5	2.5	4/12/2022	0.19	140	140
	TRC	SSJ-07-5	5.0	4/12/2022	0.73	**3,900**	**4,300**
SSJ-08	TRC	SSJ-08-0.25	0.25	4/12/2022	< 0.11	210	680
	TRC	SSJ-08-1.5	1.5	4/12/2022	< 0.11	< 11	< 22
	TRC	SSJ-08-3.25	3.3	4/12/2022	< 0.11	94	97
SSJ-09	TRC	SSJ-09-0.25	0.25	4/12/2022	< 0.12	48	33
	TRC	SSJ-09-2.5	2.5	4/12/2022	< 0.12	23	< 24
	TRC	SSJ-DUP-1	2.5	4/12/2022	< 120	59	88
	TRC	SSJ-09-5	5.0	4/12/2022	< 0.12	29	53
SSJ-10	TRC	SSJ-10-0.25	0.25	4/12/2022	0.19	81	89
	TRC	SSJ-10-2.5	2.5	4/12/2022	3.5	44	55
	TRC	SSJ-DUP-2	2.5	4/12/2022	12	**950**	250
	TRC	SSJ-10-5	5.0	4/12/2022	16	81	< 26
San Francisco Bay RWQCB Tier 1 ESLs for Soil[3]					**100**	**260**	**1,600**
San Francisco Bay RWQCB ESLs Commercial: Shallow Soil Exposure[4]					**2,000**	**1,200**	**180,000**
San Francisco Bay RWQCB ESLs Construction Worker Soil Exposure[4]					**1,100**	**54,000**	**54,000**

Table 4
Soil Analytical Results for TPH
1055 Commercial Court
San Jose, California
Farallon PN: 1071-047

Sample Location	Sampled By	Sample Identification	Sample Depth (feet)[1]	Sample Date	Analytical Results (milligrams per kilogram)[2]		
					GRO	DRO	ORO
SSJ-11	TRC	SSJ-11-0.25	0.25	4/12/2022	< 0.11	22	< 22
	TRC	SSJ-11-2.5	2.5	4/12/2022	< 0.11	74	< 23
	TRC	SSJ-11-5	5.0	4/12/2022	**1,000**	**690**	130
	TRC	SSJ-DUP-03	5.0	4/12/2022	0.50	33	35
SSJ-12	TRC	SSJ-12-0.25	0.25	4/12/2022	0.36	**330**	110
	TRC	SSJ-12-2.5	2.5	4/12/2022	0.12	12	< 22
	TRC	SSJ-DUP-04	2.5	4/12/2022	0.20	82	28
	TRC	SSJ-12-5	5.0	4/12/2022	3.0	< 680	< 1,400
San Francisco Bay RWQCB Tier 1 ESLs for Soil[3]					**100**	**260**	**1,600**
San Francisco Bay RWQCB ESLs Commercial: Shallow Soil Exposure[4]					**2,000**	**1,200**	**180,000**
San Francisco Bay RWQCB ESLs Construction Worker Soil Exposure[4]					**1,100**	**54,000**	**54,000**

NOTES:

Results in **bold** denote concentrations exceeding Tier 1 screening levels.

Results in bold and higlighted yellow denote concentrations exceeding commercial screening levels.

< denotes analyte not detected at or exceeding the laboratory reporting limit listed.

[1]Depth in feet below ground surface.

[2]GRO analyzed by U.S. Environmental Protection Agency (EPA) Method 8260. DRO and ORO analyzed by EPA Method 8015B.

[4]San Francisco Bay Regional Water Quality Control Board (RWQCB) Tier 1 Environmental Screening Levels (ESLs) for soil, dated 2019 (Rev. 2).

[5]San Francisco Bay RWQCB Direct Exposure Human Health Risk Levels (Table S-1), dated 2019 (Rev. 2).

ESL = Environmental Screening Level

Farallon = Farallon Consulting, L.L.C.

DRO = total petroleum hydrocarbons (TPH) as diesel-range organics

GRO = TPH as gasoline-range organics

ORO = TPH as motor oil-range organics

TRC = TRC Solutions, Inc.

x = diesel value is the result of overlap of oil-range into the diesel-range

Table 5
Soil Analytical Results for Detected VOCs
1055 Commercial Court
San Jose, California
Farallon PN: 1071-047

Sample Location	Sampled By	Sample Identification	Sample Depth (feet)[1]	Sample Date	Analytical Results (milligrams per kilogram)															Analytical Results (milligrams per kilogram)								
					1,1,2,2-Tetrachloroethane	1,2,4-Trimethylbenzene	1,3,5-Trimethylbenzene	1,4-Dichlorobenzene	2-Butanone (Methyl Ethyl Ketone)	4-Methyl-2-Pentanone	Acetone	Benzene	Chlorobenzene	cis-1,2-Dichloroethene	Ethylbenzene	Freon 113	Isopropylbenzene	Methyl Tertiary Butyl Ether (MTBE)	Naphthalene	n-Butylbenzene	n-Propylbenzene	p-Isopropyltoluene	sec-Butylbenzene	Tetrachloroethene (PCE)	Toluene	Trichloroethene (TCE)	m,p-Xylene	o-Xylene	Xylenes (total)
F-1	Farallon	F-1 (2')	2.0	5/23/2019	< 0.00026	< 0.0052	< 0.0052	< 0.0052	< 0.021	< 0.0052	< 0.10	< 0.0052	< 0.0052	< 0.0052	< 0.0052	< 0.0052	< 0.0052	< 0.0052	< 0.0052	< 0.0052	< 0.0052	< 0.0052	< 0.001	< 0.0052	< 0.0052	< 0.0052	< 0.0052	< 0.0052
F-2	Farallon	F-2 (2')	2.0	5/23/2019	< 0.00031	< 0.0062	< 0.0062	< 0.0062	< 0.025	< 0.0062	< 0.12	< 0.0062	< 0.0062	< 0.0062	< 0.0062	< 0.0062	< 0.0062	< 0.0062	< 0.0062	< 0.0062	< 0.0062	< 0.0062	< 0.0012	< 0.0062	< 0.0062	< 0.0062	< 0.0062	< 0.0062
F-3	Farallon	F-3 (2')	2.0	5/23/2019	< 0.00031	< 0.0062	< 0.0062	< 0.0062	< 0.025	< 0.0062	< 0.12	< 0.0062	< 0.0062	< 0.0062	< 0.0062	< 0.0062	< 0.0062	< 0.0062	< 0.0062	< 0.0062	< 0.0062	< 0.0062	< 0.0012	< 0.0062	< 0.0062	< 0.0062	< 0.0062	< 0.0062
F-4	Farallon	F-4 (2')	2.0	5/23/2019	< 0.00091	0.12	< 0.018	< 0.018	< 0.073	< 0.018	< 0.36	< 0.018	< 0.018	< 0.018	0.022	< 0.018	0.028	< 0.018	< 0.018	< 0.018	0.024	0.022	< 0.018	< 0.0036	< 0.018	< 0.018	0.17	< 0.018	0.17
F-5	Farallon	F-5 (2')	2.0	5/23/2019	< 0.00027	0.0069	< 0.0054	< 0.0054	0.028	< 0.0054	**5.9**	< 0.0054	< 0.0054	< 0.0054	< 0.0054	< 0.0054	< 0.0054	< 0.0054	< 0.0054	< 0.0054	< 0.0054	< 0.0054	< 0.0054	< 0.0011	< 0.0054	< 0.0054	< 0.0054	< 0.0054	< 0.0054
F-7	Farallon	F-7 (2')	2.0	5/23/2019	< 0.00027	< 0.0053	< 0.0053	< 0.0053	< 0.021	< 0.0053	< 0.11	< 0.0053	< 0.0053	< 0.0053	< 0.0053	< 0.0053	< 0.0053	< 0.0053	< 0.0053	< 0.0053	< 0.0053	< 0.0053	< 0.0053	< 0.0011	< 0.0053	< 0.0053	< 0.0053	< 0.0053	< 0.0053
F-8	Farallon	F-8 (2')	2.0	5/23/2019	< 0.00027	< 0.0053	< 0.0053	< 0.0053	< 0.021	< 0.0053	< 0.11	< 0.0053	< 0.0053	< 0.0053	< 0.0053	< 0.0053	< 0.0053	< 0.0053	< 0.0053	< 0.0053	< 0.0053	< 0.0053	< 0.0053	< 0.0011	< 0.0053	< 0.0053	< 0.0053	< 0.0053	< 0.0053
F-10	Farallon	F-10 (2')	2.0	5/22/2019	< 0.00025	0.032	0.063	< 0.0049	< 0.020	< 0.0049	< 0.099	< 0.0049	< 0.0049	< 0.0049	0.0053	< 0.0049	< 0.0049	< 0.0049	0.025	0.021	< 0.0049	0.0083	< 0.0049	< 0.00099	0.010	< 0.0049	0.023	0.0099	0.033
F-11	Farallon	F-11 (2')	2.0	5/22/2019	< 0.00026	0.0093	0.0061	< 0.0052	< 0.021	< 0.0052	< 0.10	< 0.0052	< 0.0052	< 0.0052	< 0.0052	< 0.0052	< 0.0052	< 0.0052	0.0065	< 0.0052	< 0.0052	< 0.0052	< 0.0052	< 0.001	< 0.0052	< 0.0052	0.0068	< 0.0052	0.0068
F-12	Farallon	F-12 (2')	2.0	5/21/2019	< 0.00023	< 0.0046	< 0.0046	< 0.0046	< 0.019	< 0.0046	< 0.093	< 0.0046	< 0.0046	< 0.0046	< 0.0046	< 0.0046	< 0.0046	< 0.0046	< 0.0046	< 0.0046	< 0.0046	< 0.0046	< 0.0046	< 0.00093	< 0.0046	< 0.0046	< 0.0046	< 0.0046	< 0.0046
F-13	Farallon	F-13 (2')	2.0	5/21/2019	< 0.00022	0.018	0.0055	< 0.0043	< 0.017	< 0.0043	< 0.086	0.0070	< 0.0043	< 0.0043	< 0.0043	< 0.0043	< 0.0043	0.014	< 0.0043	< 0.0043	< 0.0043	< 0.0043	< 0.0043	< 0.00086	< 0.0043	< 0.0043	0.016	0.0057	0.022
F-14	Farallon	F-14 (2')	2.0	5/21/2019	< 0.00024	< 0.0049	< 0.0049	< 0.0049	< 0.020	< 0.0049	< 0.098	0.0078	< 0.0049	< 0.0049	< 0.0049	< 0.0049	< 0.0049	< 0.0049	< 0.0049	< 0.0049	< 0.0049	< 0.0049	< 0.0049	< 0.00098	< 0.0049	< 0.0049	< 0.0049	< 0.0049	< 0.0049
F-15	Farallon	F-15 (2')	2.0	5/22/2019	< 0.00025	0.012	< 0.005	< 0.005	< 0.020	< 0.005	< 0.10	< 0.005	< 0.005	< 0.005	< 0.005	< 0.005	< 0.005	< 0.005	< 0.005	< 0.005	< 0.005	< 0.005	< 0.005	< 0.001	0.0055	< 0.005	0.015	< 0.005	0.015
F-16	Farallon	F-16 (2')	2.0	5/22/2019	< 0.0011	0.36	0.52	< 0.021	< 0.085	< 0.021	< 0.42	< 0.021	< 0.021	< 0.021	0.053	< 0.021	0.024	< 0.021	**0.087**	0.11	0.13	0.047	0.039	< 0.0042	0.058	< 0.021	0.16	0.10	0.26
F-17	Farallon	F-17 (2')	2.0	5/22/2019	< 0.00025	0.12	0.045	< 0.0051	< 0.020	< 0.0051	< 0.10	< 0.0051	< 0.0051	< 0.0051	0.025	< 0.0051	0.0063	0.0087	0.023	0.015	0.019	0.0058	< 0.0051	< 0.001	0.038	< 0.0051	0.11	0.040	0.15
SV-1	Farallon	SV-1-5.0	5.0	2/11/2022	< 0.01	< 0.01	< 0.01	< 0.01	< 0.0100	< 0.01	---	< 0.01	< 0.01	< 0.01	< 0.01	< 0.01	< 0.01	< 0.01	< 0.01	< 0.01	< 0.01	< 0.01	< 0.01	< 0.01	< 0.01	< 0.01	< 0.01	< 0.01	< 0.02
	Farallon	SV-1-10.0	10.0	2/11/2022	< 0.01	< 0.01	< 0.01	< 0.01	< 0.0100	< 0.01	---	< 0.01	< 0.01	< 0.01	< 0.01	< 0.01	< 0.01	< 0.01	< 0.01	< 0.01	< 0.01	< 0.01	< 0.01	< 0.01	< 0.01	< 0.01	< 0.01	< 0.01	< 0.02
SV-2	Farallon	SV-2-5.0	5.0	2/11/2022	< 0.01	0.0114	< 0.01	< 0.01	0.0103	< 0.01	---	< 0.01	< 0.01	< 0.01	< 0.01	< 0.01	< 0.01	< 0.01	< 0.01	< 0.01	< 0.01	< 0.01	< 0.01	< 0.01	< 0.01	< 0.01	< 0.01	< 0.01	< 0.02
	Farallon	SV-2-8.0	8.0	2/11/2022	**8.39**	1.76	< 1	< 1	< 1	< 1	---	< 1	< 1	< 1	< 1	< 1	< 1	< 1	< 1	1.11	< 1	< 1	< 1	< 1	< 1	< 1	< 1	< 1	< 2
SV-3	Farallon	SV-3-5.0	5.0	2/11/2022	< 0.01	< 0.01	< 0.01	< 0.01	< 0.0100	< 0.01	---	< 0.01	< 0.01	< 0.01	< 0.01	< 0.01	< 0.01	< 0.01	< 0.01	< 0.01	< 0.01	< 0.01	< 0.01	< 0.01	< 0.01	< 0.01	< 0.01	< 0.01	< 0.02
	Farallon	SV-3-10.0	10.0	2/11/2022	< 0.025	< 0.025	< 0.025	< 0.025	0.0348	< 0.025	---	< 0.025	< 0.025	< 0.025	0.0369	< 0.025	< 0.025	< 0.025	< 0.025	< 0.025	< 0.025	< 0.025	< 0.025	< 0.025	< 0.025	< 0.025	0.166	0.0418	0.2078
San Francisco Bay RWQCB Tier 1 ESLs for Soil[3]					**0.018**	**NE**	**NE**	**0.20**	**6.1**	**0.36**	**0.92**	**0.025**	**1.4**	**0.19**	**0.43**	**NE**	**NE**	**0.028**	**0.042**	**NE**	**NE**	**NE**	**NE**	**0.08**	**3.2**	**0.085**	**2.1**		**2.1**
San Francisco Bay RWQCB ESLs Commercial: Shallow Soil Exposure[4]					**2.7**	**NE**	**NE**	**12**	**200,000**	**140,000**	**670,000**	**1.4**	**1,300**	**85**	**26**	**NE**	**NE**	**210**	**17**	**NE**	**NE**	**NE**	**NE**	**2.7**	**5,300**	**6.1**	**2,500**		**2,500**
San Francisco Bay RWQCB ESLs Construction Worker Soil Exposure[4]					**49**	**NE**	**NE**	**280**	**120,000**	**140,000**	**270,000**	**33**	**1,200**	**78**	**540**	**NE**	**NE**	**4,100**	**400**	**NE**	**NE**	**NE**	**NE**	**33**	**4,700**	**130**	**2,400**		**2,400**

Table 5
Soil Analytical Results for Detected VOCs
1055 Commercial Court
San Jose, California
Farallon PN: 1071-047

Sample Location	Sampled By	Sample Identification	Sample Depth (feet)[1]	Sample Date	Analytical Results (milligrams per kilogram)															Analytical Results (milligrams per kilogram)								
					1,1,2,2-Tetrachloroethane	1,2,4-Trimethylbenzene	1,3,5-Trimethylbenzene	1,4-Dichlorobenzene	2-Butanone (Methyl Ethyl Ketone)	4-Methyl-2-Pentanone	Acetone	Benzene	Chlorobenzene	cis-1,2-Dichloroethene	Ethylbenzene	Freon 113	Isopropylbenzene	Methyl Tertiary Butyl Ether (MTBE)	Naphthalene	n-Butylbenzene	n-Propylbenzene	p-Isopropyltoluene	sec-Butylbenzene	Tetrachloroethene (PCE)	Toluene	Trichloroethene (TCE)	m,p-Xylene	o-Xylene	Xylenes (total)
SV-4	Farallon	SV-4-5.0	5.0	2/11/2022	< 0.01	< 0.01	< 0.01	< 0.01	< 0.0100	< 0.01	---	< 0.01	< 0.01	< 0.01	< 0.01	< 0.01	< 0.01	< 0.01	< 0.01	< 0.01	< 0.01	< 0.01	< 0.01	< 0.01	< 0.01	< 0.01	< 0.01	< 0.02
	Farallon	SV-4-10.0	10.0	2/11/2022	< 0.01	< 0.01	< 0.01	< 0.01	< 0.0100	< 0.01	---	< 0.01	< 0.01	< 0.01	0.0160	< 0.01	< 0.01	< 0.01	< 0.01	< 0.01	< 0.01	< 0.01	< 0.01	< 0.01	< 0.01	< 0.01	0.175	0.0143	0.1893
SV-5	Farallon	SV-5-5.0	5.0	2/11/2022	**0.0741**	< 0.025	< 0.025	< 0.025	< 0.0250	< 0.025	---	< 0.025	< 0.025	< 0.025	< 0.025	< 0.025	< 0.025	< 0.025	< 0.025	< 0.025	< 0.025	< 0.025	< 0.025	< 0.025	< 0.025	< 0.025	< 0.025	< 0.05
	Farallon	SV-5-10.0	10.0	2/11/2022	< 0.01	< 0.01	< 0.01	< 0.01	0.0195	< 0.01	---	< 0.01	< 0.01	< 0.01	< 0.01	< 0.01	< 0.01	< 0.01	< 0.01	< 0.01	< 0.01	< 0.01	< 0.01	< 0.01	< 0.01	0.0239	< 0.01	0.0239
SV-6	Farallon	SV-6-5.0	5.0	2/11/2022	< 0.01	< 0.01	< 0.01	< 0.01	< 0.0100	< 0.01	---	< 0.01	< 0.01	< 0.01	< 0.01	< 0.01	< 0.01	< 0.01	< 0.01	< 0.01	< 0.01	< 0.01	< 0.01	< 0.01	< 0.01	< 0.01	< 0.01	< 0.02
	Farallon	SV-6-10.0	10.0	2/11/2022	< 0.01	0.0201	0.0140	< 0.01	< 0.0100	< 0.01	---	< 0.01	< 0.01	0.0200	0.0186	< 0.01	< 0.01	< 0.01	< 0.01	< 0.01	< 0.01	< 0.01	< 0.01	< 0.01	0.0178	< 0.01	0.0431	0.0166	0.0597
SV-7	Farallon	SV-7-5.0	5.0	2/11/2022	**0.0228**	< 0.01	< 0.01	< 0.01	0.0113	< 0.01	---	< 0.01	< 0.01	< 0.01	0.0304	< 0.01	< 0.01	< 0.01	< 0.01	< 0.01	< 0.01	0.0118	< 0.01	< 0.01	0.0104	< 0.01	0.0879	0.0262	0.1141
	Farallon	SV-7-10.0	10.0	2/11/2022	< 0.01	< 0.01	< 0.01	< 0.01	< 0.0100	< 0.01	---	< 0.01	0.0144	< 0.01	< 0.01	< 0.01	< 0.01	< 0.01	< 0.01	< 0.01	< 0.01	< 0.01	< 0.01	< 0.01	< 0.01	< 0.01	< 0.01	< 0.02
SV-8	Farallon	SV-8-5.0	5.0	3/29/2022	< 0.005	< 0.005	< 0.005	< 0.005	< 0.1	< 0.005	< 0.1	< 0.005	< 0.005	< 0.005	< 0.005	< 0.005	< 0.005	< 0.005	< 0.005	< 0.005	< 0.005	< 0.005	< 0.005	< 0.005	< 0.005	< 0.005	< 0.01	< 0.005	---
	Farallon	SV-8-7.5	7.5	3/29/2022	< 0.005	< 0.005	< 0.005	< 0.005	< 0.1	< 0.005	< 0.1	< 0.005	< 0.005	< 0.005	< 0.005	< 0.005	< 0.005	< 0.005	< 0.005	< 0.005	< 0.005	< 0.005	< 0.005	< 0.005	< 0.005	< 0.005	< 0.01	< 0.005	---
SV-9	Farallon	SV-9-5.0	5.0	3/30/2022	< 0.005	0.0051	< 0.005	< 0.005	< 0.1	< 0.005	< 0.1	< 0.005	< 0.005	< 0.005	< 0.005	< 0.005	< 0.005	< 0.005	< 0.005	< 0.005	< 0.005	< 0.005	< 0.005	< 0.005	< 0.005	< 0.005	< 0.01	< 0.005	---
	Farallon	SV-9-8.0	8.0	3/30/2022	< 0.005	< 0.005	< 0.005	0.062	< 0.1	< 0.005	0.26	< 0.005	0.64	< 0.005	< 0.005	< 0.005	< 0.005	< 0.005	< 0.005	0.0053	< 0.005	< 0.005	< 0.005	< 0.005	< 0.005	< 0.005	< 0.01	< 0.005	---
SV-10	Farallon	SV-10-5.0	5.0	3/29/2022	< 0.005	< 0.005	< 0.005	< 0.005	< 0.1	< 0.005	< 0.1	< 0.005	< 0.005	< 0.005	< 0.005	< 0.005	< 0.005	< 0.005	**1.3**	< 0.005	< 0.005	< 0.005	< 0.005	< 0.005	< 0.005	< 0.005	< 0.01	< 0.005	---
	Farallon	SV-10-10.0	10.0	3/29/2022	< 0.5	2.6	0.73	< 0.5	< 10	< 0.5	< 10	< 0.5	< 0.5	< 0.5	**0.58**	< 0.5	0.5	< 0.5	< 0.5	< 0.5	< 0.5	0.88	< 0.5	**0.83**	< 0.5	< 0.5	1.0	0.76	---
MW-1	Farallon	MW-1-10.0	10.0	3/29/2022	< 0.005	< 0.005	< 0.005	< 0.005	< 0.1	< 0.005	< 0.1	< 0.005	< 0.005	< 0.005	< 0.005	< 0.005	< 0.005	< 0.005	< 0.005	< 0.005	< 0.005	< 0.005	< 0.005	< 0.005	< 0.005	< 0.005	< 0.01	< 0.005	---
	Farallon	MW-1-14.0	14.0	3/29/2022	< 0.005	0.0065	< 0.005	< 0.005	< 0.1	< 0.005	< 0.1	< 0.005	< 0.005	< 0.005	< 0.005	< 0.005	< 0.005	< 0.005	0.016	0.011	0.0068	< 0.005	< 0.005	< 0.005	< 0.005	< 0.005	< 0.01	< 0.005	---
MW-4	Farallon	MW-4-7.0	7.0	3/30/2022	< 0.005	0.0097	< 0.005	< 0.005	< 0.1	< 0.005	< 0.1	< 0.005	< 0.005	< 0.005	< 0.005	< 0.005	< 0.005	< 0.005	0.014	< 0.005	< 0.005	< 0.005	< 0.005	< 0.005	< 0.005	< 0.005	< 0.01	< 0.005	---
MW-6	Farallon	MW-6-14.0	14.0	3/30/2022	< 0.005	0.043	0.015	0.0074	< 0.1	< 0.005	< 0.1	< 0.005	< 0.005	< 0.005	0.0061	< 0.005	0.0068	< 0.005	0.034	0.011	0.0096	0.014	0.012	< 0.005	< 0.005	< 0.005	0.011	0.01	---
	Farallon	MW-6-16.0	16.0	3/30/2022	< 0.025	0.093	0.033	< 0.025	< 0.5	< 0.025	< 0.5	< 0.025	< 0.025	< 0.025	< 0.025	< 0.025	< 0.025	< 0.025	**0.16**	< 0.025	< 0.025	0.04	0.026	< 0.025	< 0.025	< 0.025	< 0.05	< 0.025	---
SSJ-01	TRC	SSJ-01-0.25	0.25	4/12/2022	< 0.0053	< 0.0053	< 0.0053	< 0.0053	< 0.11	< 0.0053	< 0.11	< 0.0053	< 0.0053	< 0.0053	< 0.0053	< 0.0053	< 0.0053	< 0.0053	< 0.0053	< 0.0053	< 0.0053	< 0.0053	< 0.0053	< 0.0053	< 0.0053	< 0.0053	< 0.011	< 0.0053	---
	TRC	SSJ-01-2.5	2.5	4/12/2022	< 0.006	< 0.006	< 0.006	< 0.006	< 0.12	< 0.006	< 0.12	< 0.006	< 0.006	< 0.006	< 0.006	< 0.006	< 0.006	< 0.006	< 0.006	< 0.006	< 0.006	< 0.006	< 0.006	< 0.006	< 0.006	< 0.006	< 0.012	< 0.006	---
	TRC	SSJ-01-5	5.0	4/12/2022	< 0.064	0.150	< 0.064	< 0.064	< 1.3	< 0.064	< 1.3	< 0.064	< 0.064	< 0.064	0.070	< 0.064	< 0.064	< 0.064	**0.310**	< 0.064	< 0.064	< 0.064	< 0.064	< 0.064	< 0.064	< 0.064	0.220	< 0.064	---
SSJ-02	TRC	SSJ-02-0.25	0.25	4/12/2022	< 0.0056	< 0.0056	< 0.0056	< 0.0056	< 0.11	< 0.009	< 0.11	< 0.0056	< 0.0056	< 0.0056	< 0.0056	< 0.0056	< 0.0056	< 0.0056	< 0.0056	< 0.0056	< 0.0056	< 0.0056	< 0.0056	< 0.0056	< 0.0056	< 0.0056	< 0.011	< 0.0056	---
	TRC	SSJ-02-2.5	2.5	4/12/2022	< 0.0055	< 0.0055	< 0.0055	< 0.0055	< 0.11	< 0.0089	< 0.11	< 0.0055	< 0.0055	< 0.0055	< 0.0055	< 0.0055	< 0.0055	< 0.0055	< 0.0055	< 0.0055	< 0.0055	< 0.0055	< 0.0055	< 0.0055	< 0.0055	< 0.0055	< 0.011	< 0.0055	---
	TRC	SSJ-02-5	5.0	4/12/2022	< 0.0054	< 0.0054	< 0.0054	< 0.0054	< 0.11	< 0.0088	< 0.11	< 0.0054	< 0.0054	< 0.0054	< 0.0054	< 0.0054	< 0.0054	< 0.0054	< 0.0054	< 0.0054	< 0.0054	< 0.0054	< 0.0054	< 0.0054	< 0.0054	< 0.0054	< 0.011	< 0.0054	---
San Francisco Bay RWQCB Tier 1 ESLs for Soil[3]					**0.018**	**NE**	**NE**	**0.20**	**6.1**	**0.36**	**0.92**	**0.025**	**1.4**	**0.19**	**0.43**	**NE**	**NE**	**0.028**	**0.042**	**NE**	**NE**	**NE**	**NE**	**0.08**	**3.2**	**0.085**	**2.1**		**2.1**
San Francisco Bay RWQCB ESLs Commercial: Shallow Soil Exposure[4]					**2.7**	**NE**	**NE**	**12**	**200,000**	**140,000**	**670,000**	**1.4**	**1,300**	**85**	**26**	**NE**	**NE**	**210**	**17**	**NE**	**NE**	**NE**	**NE**	**2.7**	**5,300**	**6.1**	**2,500**		**2,500**
San Francisco Bay RWQCB ESLs Construction Worker Soil Exposure[4]					**49**	**NE**	**NE**	**280**	**120,000**	**140,000**	**270,000**	**33**	**1,200**	**78**	**540**	**NE**	**NE**	**4,100**	**400**	**NE**	**NE**	**NE**	**NE**	**33**	**4,700**	**130**	**2,400**		**2,400**

Table 5
Soil Analytical Results for Detected VOCs
1055 Commercial Court
San Jose, California
Farallon PN: 1071-047

Sample Location	Sampled By	Sample Identification	Sample Depth (feet)[1]	Sample Date	Analytical Results (milligrams per kilogram)															Analytical Results (milligrams per kilogram)								
					1,1,2,2-Tetrachloroethane	1,2,4-Trimethylbenzene	1,3,5-Trimethylbenzene	1,4-Dichlorobenzene	2-Butanone (Methyl Ethyl Ketone)	4-Methyl-2-Pentanone	Acetone	Benzene	Chlorobenzene	cis-1,2-Dichloroethene	Ethylbenzene	Freon 113	Isopropylbenzene	Methyl Tertiary Butyl Ether (MTBE)	Naphthalene	n-Butylbenzene	n-Propylbenzene	p-Isopropyltoluene	sec-Butylbenzene	Tetrachloroethene (PCE)	Toluene	Trichloroethene (TCE)	m,p-Xylene	o-Xylene	Xylenes (total)
SSJ-03	TRC	SSJ-03-0.25	0.25	4/12/2022	< 0.0057	< 0.0057	< 0.0057	< 0.0057	< 0.11	< 0.0092	< 0.11	< 0.0057	< 0.0057	< 0.0057	< 0.0057	< 0.0057	< 0.0057	< 0.0057	< 0.0057	< 0.0057	< 0.0057	< 0.0057	< 0.0057	< 0.0057	< 0.0057	< 0.011	< 0.0057	---
	TRC	SSJ-03-2.5	2.5	4/12/2022	< 0.0059	< 0.0059	< 0.0059	< 0.0059	< 0.12	< 0.0096	< 0.12	< 0.0059	< 0.0059	< 0.0059	< 0.0059	< 0.0059	< 0.0059	< 0.0059	< 0.0059	< 0.0059	< 0.0059	< 0.0059	< 0.0059	< 0.0059	< 0.0059	< 0.012	< 0.0059	---
	TRC	SSJ-03-4	4.0	4/12/2022	< 0.0059	< 0.0059	< 0.0059	< 0.0059	< 0.12	< 0.0096	< 0.12	< 0.0059	< 0.0059	< 0.0059	< 0.0059	< 0.0059	< 0.0059	< 0.0059	< 0.0059	< 0.0059	< 0.0059	< 0.0059	< 0.0059	< 0.0059	< 0.0059	< 0.012	< 0.0059	---
SSJ-04	TRC	SSJ-04-0.25	0.25	4/12/2022	< 0.0054	< 0.0054	< 0.0054	< 0.0054	< 0.11	< 0.0054	< 0.11	< 0.0054	< 0.0054	< 0.0054	< 0.0054	< 0.0054	< 0.0054	< 0.0054	< 0.0054	< 0.0054	< 0.0054	< 0.0054	< 0.0054	< 0.0054	< 0.0054	< 0.011	< 0.0054	---
	TRC	SSJ-04-2.5	2.5	4/12/2022	< 0.0057	< 0.0057	< 0.0057	< 0.0057	< 0.11	< 0.0057	< 0.11	< 0.0057	< 0.0057	< 0.0057	< 0.0057	< 0.0057	< 0.0057	< 0.0057	< 0.0057	< 0.0057	< 0.0057	< 0.0057	< 0.0057	< 0.0057	< 0.0057	< 0.011	< 0.0057	---
	TRC	SSJ-04-5	5.0	4/12/2022	< 0.0057	< 0.0057	< 0.0057	< 0.0057	< 0.11	< 0.0057	< 0.11	< 0.0057	< 0.0057	< 0.0057	< 0.0057	< 0.0057	< 0.0057	< 0.0057	< 0.0057	< 0.0057	< 0.0057	< 0.0057	< 0.0057	< 0.0057	< 0.0057	< 0.011	< 0.0057	---
SSJ-05	TRC	SSJ-05-0.25	0.25	4/12/2022	< 0.0056	0.0057	< 0.0056	< 0.0056	< 0.11	< 0.0056	0.140	< 0.0056	< 0.0056	< 0.0056	< 0.0056	< 0.0056	< 0.0056	< 0.0056	< 0.0056	< 0.0056	< 0.0056	< 0.0056	< 0.0056	< 0.0056	< 0.0056	< 0.011	< 0.0056	---
	TRC	SSJ-05-5	5.0	4/12/2022	< 0.0064	< 0.0064	< 0.0064	0.028	< 0.13	< 0.0064	< 0.13	< 0.0064	< 0.0064	< 0.0064	< 0.0064	< 0.0064	< 0.0064	< 0.0064	< 0.0064	< 0.0064	< 0.0064	< 0.0064	< 0.0064	< 0.0064	< 0.0064	< 0.013	< 0.0064	---
SSJ-06	TRC	SSJ-06-0.25	0.25	4/12/2022	< 0.0056	< 0.0056	< 0.0056	< 0.0056	< 0.11	< 0.0091	< 0.11	< 0.0056	< 0.0056	< 0.0056	< 0.0056	< 0.0056	< 0.0056	< 0.0056	< 0.0056	< 0.0056	< 0.0056	< 0.0056	< 0.0056	< 0.0056	< 0.0056	< 0.011	< 0.0056	---
	TRC	SSJ-06-2.5	2.5	4/12/2022	< 0.0056	< 0.0056	< 0.0056	< 0.0056	< 0.11	< 0.009	< 0.11	< 0.0056	< 0.0056	< 0.0056	< 0.0056	< 0.0056	< 0.0056	< 0.0056	< 0.0056	< 0.0056	< 0.0056	< 0.0056	< 0.0056	< 0.0056	< 0.0056	< 0.011	< 0.0056	---
	TRC	SSJ-06-5	5.0	4/12/2022	< 0.034	0.16	0.12	< 0.034	< 0.68	< 0.034	< 0.68	< 0.034	< 0.034	< 0.034	0.17	< 0.034	< 0.034	< 0.034	< 0.034	< 0.034	< 0.034	0.053	< 0.034	< 0.034	< 0.034	< 0.034	0.86	0.13	---
SSJ-07	TRC	SSJ-07-0.25	0.25	4/12/2022	< 0.006	< 0.006	< 0.006	< 0.006	< 0.12	< 0.006	< 0.12	< 0.006	< 0.006	< 0.006	< 0.006	< 0.006	< 0.006	< 0.006	< 0.006	< 0.006	< 0.006	< 0.006	< 0.006	< 0.006	< 0.006	< 0.012	< 0.006	---
	TRC	SSJ-07-2.5	2.5	4/12/2022	< 0.0057	< 0.0057	< 0.0057	< 0.0057	< 0.11	< 0.0093	< 0.11	< 0.0057	< 0.0057	< 0.0057	< 0.0057	< 0.0057	< 0.0057	< 0.0057	< 0.0057	< 0.0057	< 0.0057	< 0.0057	< 0.0057	< 0.0057	< 0.0057	< 0.011	< 0.0057	---
	TRC	SSJ-07-5	5.0	4/12/2022	< 0.013	< 0.013	< 0.013	< 0.013	< 0.26	< 0.013	< 0.26	< 0.013	< 0.013	< 0.013	< 0.013	< 0.013	< 0.013	< 0.013	< 0.013	< 0.013	< 0.013	< 0.013	< 0.013	< 0.013	< 0.013	< 0.026	< 0.013	---
SSJ-08	TRC	SSJ-08-0.25	0.25	4/12/2022	< 0.0053	< 0.0053	< 0.0053	< 0.0053	< 0.11	< 0.0087	< 0.11	< 0.0053	< 0.0053	< 0.0053	< 0.0053	< 0.0053	< 0.0053	< 0.0053	< 0.0053	< 0.0053	< 0.0053	< 0.0053	< 0.0053	< 0.0053	< 0.0053	< 0.011	< 0.0053	---
	TRC	SSJ-08-1.5	1.5	4/12/2022	< 0.0054	< 0.0054	< 0.0054	< 0.0054	< 0.11	< 0.0054	< 0.11	< 0.0054	< 0.0054	< 0.0054	< 0.0054	< 0.0054	< 0.0054	< 0.0054	< 0.0054	< 0.0054	< 0.0054	< 0.0054	< 0.0054	< 0.0054	< 0.0054	< 0.011	< 0.0054	---
	TRC	SSJ-08-3.25	3.3	4/12/2022	< 0.0054	< 0.0054	< 0.0054	< 0.0054	< 0.11	< 0.0088	< 0.11	< 0.0054	< 0.0054	< 0.0054	< 0.0054	< 0.0054	< 0.0054	< 0.0054	< 0.0054	< 0.0054	< 0.0054	< 0.0054	< 0.0054	< 0.0054	< 0.0054	< 0.011	< 0.0054	---
SSJ-09	TRC	SSJ-09-0.25	0.25	4/12/2022	< 0.0062	< 0.0062	< 0.0062	< 0.0062	< 0.12	< 0.01	< 0.12	< 0.0062	< 0.0062	< 0.0062	< 0.0062	< 0.0062	< 0.0062	< 0.0062	< 0.0062	< 0.0062	< 0.0062	< 0.0062	< 0.0062	< 0.0062	< 0.0062	< 0.012	< 0.0062	---
	TRC	SSJ-09-2.5	2.5	4/12/2022	< 0.006	< 0.006	< 0.006	< 0.006	< 0.12	< 0.0097	< 0.12	< 0.006	< 0.006	< 0.006	< 0.006	< 0.006	< 0.006	< 0.006	< 0.006	< 0.006	< 0.006	< 0.006	< 0.006	< 0.006	< 0.006	< 0.012	< 0.006	---
	TRC	SSJ-DUP-1	2.5	4/12/2022	< 0.0058	< 0.0058	< 0.0058	< 0.0058	< 0.12	< 0.0095	< 0.12	< 0.0058	< 0.0058	< 0.0058	< 0.0058	< 0.0058	< 0.0058	< 0.0058	< 0.0058	< 0.0058	< 0.0058	< 0.0058	< 0.0058	< 0.0058	< 0.0058	< 0.012	< 0.0058	---
	TRC	SSJ-09-5	5.0	4/12/2022	< 0.0059	< 0.0059	< 0.0059	< 0.0059	< 0.12	< 0.0096	< 0.12	< 0.0059	< 0.0059	< 0.0059	< 0.0059	< 0.0059	< 0.0059	< 0.0059	< 0.0059	< 0.0059	< 0.0059	< 0.0059	< 0.0059	< 0.0059	< 0.0059	< 0.012	< 0.0059	---
SSJ-10	TRC	SSJ-10-0.25	0.25	4/12/2022	< 0.0057	0.0069	< 0.0057	< 0.0057	< 0.11	< 0.0092	0.34	< 0.0057	< 0.0057	< 0.0057	< 0.0057	< 0.0057	< 0.0057	< 0.0057	< 0.0057	< 0.0057	< 0.0057	< 0.0057	< 0.0057	< 0.0057	< 0.0057	0.030	< 0.0057	---
	TRC	SSJ-10-2.5	2.5	4/12/2022	< 0.32	0.42	< 0.32	< 0.32	< 6.3	< 0.32	< 6.3	< 0.32	< 0.32	< 0.32	< 0.32	< 0.32	< 0.32	< 0.32	< 0.32	< 0.32	< 0.32	< 0.32	< 0.32	< 0.32	< 0.32	0.41	< 0.32	---
	TRC	SSJ-DUP-2	2.5	4/12/2022	< 0.029	0.42	0.040	< 0.029	< 0.58	< 0.047	< 0.58	< 0.029	< 0.029	< 0.029	< 0.029	< 0.029	< 0.029	< 0.029	< 0.029	< 0.029	< 0.029	< 0.029	< 0.029	< 0.029	< 0.029	1.4	< 0.029	---
	TRC	SSJ-10-5	5.0	4/12/2022	< 0.32	0.44	< 0.32	< 0.32	< 6.4	< 0.32	< 6.4	< 0.32	< 0.32	< 0.32	< 0.32	< 0.32	< 0.32	< 0.32	< 0.32	< 0.32	< 0.32	< 0.32	< 0.32	< 0.32	< 0.32	1.4	< 0.32	---
San Francisco Bay RWQCB Tier 1 ESLs for Soil[3]					**0.018**	**NE**	**NE**	**0.20**	**6.1**	**0.36**	**0.92**	**0.025**	**1.4**	**0.19**	**0.43**	**NE**	**NE**	**0.028**	**0.042**	**NE**	**NE**	**NE**	**NE**	**0.08**	**3.2**	**0.085**	**2.1**		**2.1**
San Francisco Bay RWQCB ESLs Commercial: Shallow Soil Exposure[4]					**2.7**	**NE**	**NE**	**12**	**200,000**	**140,000**	**670,000**	**1.4**	**1,300**	**85**	**26**	**NE**	**NE**	**210**	**17**	**NE**	**NE**	**NE**	**NE**	**2.7**	**5,300**	**6.1**	**2,500**		**2,500**
San Francisco Bay RWQCB ESLs Construction Worker Soil Exposure[4]					**49**	**NE**	**NE**	**280**	**120,000**	**140,000**	**270,000**	**33**	**1,200**	**78**	**540**	**NE**	**NE**	**4,100**	**400**	**NE**	**NE**	**NE**	**NE**	**33**	**4,700**	**130**	**2,400**		**2,400**

Table 5
Soil Analytical Results for Detected VOCs
1055 Commercial Court
San Jose, California
Farallon PN: 1071-047

Sample Location	Sampled By	Sample Identification	Sample Depth (feet)[1]	Sample Date	Analytical Results (milligrams per kilogram)															Analytical Results (milligrams per kilogram)								
					1,1,2,2-Tetrachloroethane	1,2,4-Trimethylbenzene	1,3,5-Trimethylbenzene	1,4-Dichlorobenzene	2-Butanone (Methyl Ethyl Ketone)	4-Methyl-2-Pentanone	Acetone	Benzene	Chlorobenzene	cis-1,2-Dichloroethene	Ethylbenzene	Freon 113	Isopropylbenzene	Methyl Tertiary Butyl Ether (MTBE)	Naphthalene	n-Butylbenzene	n-Propylbenzene	p-Isopropyltoluene	sec-Butylbenzene	Tetrachloroethene (PCE)	Toluene	Trichloroethene (TCE)	m,p-Xylene	o-Xylene	Xylenes (total)
SSJ-11	TRC	SSJ-11-0.25	0.25	4/12/2022	< 0.0054	< 0.0054	< 0.0054	< 0.0054	< 0.11	< 0.0054	< 0.11	< 0.0054	< 0.0054	< 0.0054	< 0.0054	< 0.0054	< 0.0054	< 0.0054	< 0.0054	< 0.0054	< 0.0054	< 0.0054	< 0.0054	< 0.0054	< 0.0054	< 0.011	< 0.0054	---
	TRC	SSJ-11-2.5	2.5	4/12/2022	< 0.0057	< 0.0057	< 0.0057	< 0.0057	< 0.11	< 0.0057	< 0.11	< 0.0057	< 0.0057	< 0.0057	< 0.0057	< 0.0057	< 0.0057	< 0.0057	< 0.0057	< 0.0057	< 0.0057	< 0.0057	< 0.0057	< 0.0057	< 0.0057	< 0.011	< 0.0057	---
	TRC	SSJ-11-5	5.0	4/12/2022	< 0.33	< 0.33	< 0.33	< 0.33	< 6.7	< 0.33	< 6.7	< 0.33	< 0.33	< 0.33	< 0.33	< 0.33	< 0.33	< 0.33	< 0.33	< 0.33	0.39	< 0.33	< 0.33	< 0.33	< 0.33	< 0.67	< 0.33	---
	TRC	SSJ-DUP-03	5.0	4/12/2022	< 0.0064	< 0.0064	< 0.0064	< 0.0064	< 0.0064	0.15	< 0.0064	< 0.0064	< 0.0064	< 0.0064	< 0.0064	< 0.0064	< 0.013	< 0.0064	< 0.0064	< 0.0064	< 0.0064	< 0.0064	< 0.0064	< 0.0064	< 0.0064	< 0.0064	< 0.0064	---
SSJ-12	TRC	SSJ-12-0.25	0.25	4/12/2022	< 0.0055	< 0.0055	< 0.0055	< 0.0055	< 0.11	< 0.0055	< 0.11	< 0.0055	< 0.0055	< 0.0055	< 0.0055	< 0.0055	< 0.0055	< 0.0055	< 0.0055	< 0.0055	< 0.0055	< 0.0055	< 0.0055	< 0.0055	< 0.0055	< 0.011	< 0.0055	---
	TRC	SSJ-12-2.5	2.5	4/12/2022	< 0.0055	< 0.0055	< 0.0055	< 0.0055	< 0.11	< 0.0055	< 0.11	< 0.0055	< 0.0055	< 0.0055	< 0.0055	< 0.0055	< 0.0055	< 0.0055	< 0.0055	< 0.0055	< 0.0055	< 0.0055	< 0.0055	< 0.0055	< 0.0055	< 0.011	< 0.0055	---
	TRC	SSJ-DUP-04	2.5	4/12/2022	< 0.0054	< 0.0054	< 0.0054	< 0.0054	< 0.0054	< 0.11	< 0.0054	< 0.0054	< 0.0054	< 0.0054	< 0.0054	< 0.0054	< 0.011	< 0.0054	< 0.0054	< 0.0054	< 0.0054	< 0.0054	< 0.0054	< 0.0054	< 0.0054	< 0.0054	< 0.0054	---
	TRC	SSJ-12-5	5.0	4/12/2022	< 0.034	< 0.034	< 0.034	< 0.034	< 0.68	< 0.034	< 0.68	< 0.034	< 0.034	< 0.034	< 0.034	< 0.034	< 0.034	< 0.034	< 0.034	< 0.034	< 0.034	< 0.034	< 0.034	< 0.034	< 0.034	< 0.068	< 0.034	---
San Francisco Bay RWQCB Tier 1 ESLs for Soil[3]					**0.018**	**NE**	**NE**	**0.20**	**6.1**	**0.36**	**0.92**	**0.025**	**1.4**	**0.19**	**0.43**	**NE**	**NE**	**0.028**	**0.042**	**NE**	**NE**	**NE**	**NE**	**0.08**	**3.2**	**0.085**	**2.1**		**2.1**
San Francisco Bay RWQCB ESLs Commercial: Shallow Soil Exposure[4]					**2.7**	**NE**	**NE**	**12**	**200,000**	**140,000**	**670,000**	**1.4**	**1,300**	**85**	**26**	**NE**	**NE**	**210**	**17**	**NE**	**NE**	**NE**	**NE**	**2.7**	**5,300**	**6.1**	**2,500**		**2,500**
San Francisco Bay RWQCB ESLs Construction Worker Soil Exposure[4]					**49**	**NE**	**NE**	**280**	**120,000**	**140,000**	**270,000**	**33**	**1,200**	**78**	**540**	**NE**	**NE**	**4,100**	**400**	**NE**	**NE**	**NE**	**NE**	**33**	**4,700**	**130**	**2,400**		**2,400**

NOTES:

Results in **bold** denote concentrations exceeding Tier 1 ESLs. Results in bold and highlighted yellow denote concentrations exceeding commercial ESLs.

< denotes analyte not detected at or exceeding the reporting limit listed.

--- denotes sample not analyzed.

[1]Depth in feet below ground surface.

[2]Analyzed by U.S. Environmental Protection Agency Method 8260B. Only detected VOCs shown in table; see lab report for full list of analytes.

[3]San Francisco Bay Regional Water Quality Control Board (RWQCB) Tier 1 Environmental Screening Levels (ESLs) for soil, dated 2019 (Rev. 2).

[4]San Francisco Bay RWQCB Direct Exposure Human Health Risk Levels (Table S-1), dated 2019 (Rev. 2).

ESL = Environmental Screening Level
Farallon = Farallon Consulting, L.L.C.
NE = not established
TRC = TRC Solutions, Inc.
VOCs = volatile organic compounds

ESL = Environmental Screening Level
Farallon = Farallon Consulting, L.L.C.
NE = not established
TRC = TRC Solutions, Inc.
VOCs = volatile organic compounds

Table 6
Soil Analytical Results for Detected SVOCs
1055 Commercial Court
San Jose, California
Farallon PN: 1071-047

Sample Location	Sampled By	Sample Identification	Sample Depth (feet)[1]	Sample Date	Analytical Results (milligrams per kilogram)							
					4-Chloroaniline	Biphenyl	Bis(2-Ethylhexyl) Phthalate	Butyl Benzyl Phthalate	Dimethylphthalate	Di-n-Butylphthalate	N-Nitrosodiphenylamine	Phenol
F-1	Farallon	F-1 (2')	2.0	5/23/2019	< 0.0050	< 0.026	0.052	< 0.050	< 0.0050	0.011	< 0.50	< 0.010
F-2	Farallon	F-2 (2')	2.0	5/23/2019	< 0.0050	< 0.026	0.034	< 0.050	< 0.0050	< 0.0050	< 0.50	< 0.010
F-5	Farallon	F-5 (2')	2.0	5/23/2019	< 0.0025	< 0.013	0.025	< 0.025	< 0.0025	0.0041	< 0.25	< 0.0050
F-11	Farallon	F-11 (2')	2.0	5/22/2019	< 0.0025	< 0.013	**1.3**	0.18	**0.18**	0.033	< 0.25	0.0066
F-13	Farallon	F-13 (2')	2.0	5/21/2019	0.0033	0.027	0.71	< 0.025	0.0099	0.016	< 0.25	0.010
SSJ-01	TRC	SSJ-01-0.25	0.25	4/12/2022	< 27	---	< 27	< 27	< 27	< 27	< 27	< 27
	TRC	SSJ-01-2.5	2.5	4/12/2022	< 0.3	---	< 0.3	< 0.3	< 0.3	< 0.3	< 0.3	< 0.3
	TRC	SSJ-01-5	5.0	4/12/2022	< 64	---	< 64	< 64	< 64	< 64	< 64	< 64
SSJ-02	TRC	SSJ-02-0.25	0.25	4/12/2022	< 0.28	---	< 0.28	< 0.28	< 0.28	< 0.28	< 0.28	< 0.28
	TRC	SSJ-02-2.5	2.5	4/12/2022	< 0.27	---	< 0.27	< 0.27	< 0.27	< 0.27	< 0.27	< 0.27
	TRC	SSJ-02-5	5.0	4/12/2022	< 0.27	---	< 0.27	< 0.27	< 0.27	< 0.27	< 0.27	< 0.27
SSJ-03	TRC	SSJ-03-0.25	0.25	4/12/2022	< 0.28	---	< 0.28	< 0.28	< 0.28	< 0.28	< 0.28	< 0.28
	TRC	SSJ-03-2.5	2.5	4/12/2022	< 0.29	---	< 0.29	< 0.29	< 0.29	< 0.29	< 0.29	< 0.29
	TRC	SSJ-03-4	4.0	4/12/2022	< 0.29	---	< 0.29	< 0.29	< 0.29	< 0.29	< 0.29	< 0.29
SSJ-04	TRC	SSJ-04-0.25	0.25	4/12/2022	< 0.27	---	< 0.27	< 0.27	< 0.27	< 0.27	< 0.27	< 0.27
	TRC	SSJ-04-2.5	2.5	4/12/2022	< 0.28	---	< 0.28	< 0.28	< 0.28	< 0.28	< 0.28	< 0.28
	TRC	SSJ-04-5	5.0	4/12/2022	< 0.28	---	< 0.28	< 0.28	< 0.28	< 0.28	< 0.28	< 0.28
SSJ-05	TRC	SSJ-05-0.25	0.25	4/12/2022	< 0.28	---	< 0.28	< 0.28	< 0.28	< 0.28	< 0.28	< 0.28
	TRC	SSJ-05-5	5.0	4/12/2022	< 1.6	---	**2.8**	2.6	< 1.6	< 1.6	**2.9**	< 1.6
SSJ-06	TRC	SSJ-06-0.25	0.25	4/12/2022	< 0.28	---	< 0.28	< 0.28	< 0.28	< 0.28	< 0.28	< 0.28
	TRC	SSJ-06-2.5	2.5	4/12/2022	< 0.28	---	< 0.28	< 0.28	< 0.28	< 0.28	< 0.28	< 0.28
	TRC	SSJ-06-5	5.0	4/12/2022	< 0.34	---	< 0.34	< 0.34	< 0.34	< 0.34	< 0.34	< 0.34
San Francisco Bay RWQCB Tier 1 ESLs for Soil[3]					**0.0067**	**0.42**	**0.80**	**NE**	**0.035**	**NE**	**NE**	**0.16**
San Francisco Bay RWQCB ESLs Commercial: Shallow Soil Exposure[4]					**16**	**200**	**160**	**NE**	**NE**	**NE**	**NE**	**350,000**
San Francisco Bay RWQCB ESLs Construction Worker Soil Exposure[4]					**120**	**180**	**950**	**NE**	**NE**	**NE**	**NE**	**98,000**

Table 6
Soil Analytical Results for Detected SVOCs
1055 Commercial Court
San Jose, California
Farallon PN: 1071-047

Sample Location	Sampled By	Sample Identification	Sample Depth (feet)[1]	Sample Date	Analytical Results (milligrams per kilogram)							
					4-Chloroaniline	Biphenyl	Bis(2-Ethylhexyl) Phthalate	Butyl Benzyl Phthalate	Dimethylphthalate	Di-n-Butylphthalate	N-Nitrosodiphenylamine	Phenol
SSJ-07	TRC	SSJ-07-0.25	0.25	4/12/2022	< 0.3	---	< 0.3	< 0.3	< 0.3	< 0.3	< 0.3	< 0.3
	TRC	SSJ-07-2.5	2.5	4/12/2022	< 2.9	---	< 2.9	< 2.9	< 2.9	< 2.9	< 2.9	< 2.9
	TRC	SSJ-07-5	5.0	4/12/2022	< 2.6	---	< 2.6	< 2.6	< 2.6	< 2.6	< 2.6	< 2.6
SSJ-08	TRC	SSJ-08-0.25	0.25	4/12/2022	< 2.7	---	< 2.7	< 2.7	< 2.7	< 2.7	< 2.7	< 2.7
	TRC	SSJ-08-1.5	1.5	4/12/2022	< 1.1	---	< 1.1	< 1.1	< 1.1	< 1.1	< 1.1	< 1.1
	TRC	SSJ-08-3.25	3.3	4/12/2022	< 1.4	---	< 1.4	< 1.4	< 1.4	< 1.4	< 1.4	< 1.4
SSJ-09	TRC	SSJ-09-0.25	0.25	4/12/2022	< 0.31	---	< 0.31	< 0.31	< 0.31	< 0.31	< 0.31	< 0.31
	TRC	SSJ-09-2.5	2.5	4/12/2022	< 0.3	---	< 0.3	< 0.3	< 0.3	< 0.3	< 0.3	< 0.3
	TRC	SSJ-DUP-1	2.5	4/12/2022	< 0.29	---	< 0.29	< 0.29	< 0.29	< 0.29	< 0.29	< 0.29
	TRC	SSJ-09-5	5.0	4/12/2022	< 0.29	---	< 0.29	< 0.29	< 0.29	< 0.29	< 0.29	< 0.29
SSJ-10	TRC	SSJ-10-0.25	0.25	4/12/2022	< 0.28	---	< 0.28	< 0.28	< 0.28	< 0.28	< 0.28	< 0.28
	TRC	SSJ-10-2.5	2.5	4/12/2022	< 0.58	---	< 0.58	< 0.58	< 0.58	< 0.58	< 0.58	< 0.58
	TRC	SSJ-DUP-2	2.5	4/12/2022	< 0.32	---	< 0.32	< 0.32	< 0.32	< 0.32	< 0.32	< 0.32
	TRC	SSJ-10-5	5.5	4/12/2022	< 1.6	---	< 1.6	< 1.6	< 1.6	< 1.6	< 1.6	< 1.6
SSJ-11	TRC	SSJ-11-0.25	0.25	4/12/2022	< 0.27	---	< 0.27	< 0.27	< 0.27	< 0.27	< 0.27	< 0.27
	TRC	SSJ-11-2.5	2.5	4/12/2022	< 0.29	---	< 0.29	< 0.29	< 0.29	< 0.29	< 0.29	< 0.29
	TRC	SSJ-11-5	5.0	4/12/2022	< 0.33	---	0.61	< 0.33	< 0.33	< 0.33	< 0.33	< 0.33
	TRC	SSJ-DUP-03	5.0	4/12/2022	< 3.2	---	< 3.2	< 3.2	< 3.2	< 3.2	< 3.2	< 3.2
San Francisco Bay RWQCB Tier 1 ESLs for Soil[3]					**0.0067**	**0.42**	**0.80**	**NE**	**0.035**	**NE**	**NE**	**0.16**
San Francisco Bay RWQCB ESLs Commercial: Shallow Soil Exposure[4]					**16**	**200**	**160**	**NE**	**NE**	**NE**	**NE**	**350,000**
San Francisco Bay RWQCB ESLs Construction Worker Soil Exposure[4]					**120**	**180**	**950**	**NE**	**NE**	**NE**	**NE**	**98,000**

Table 6
Soil Analytical Results for Detected SVOCs
1055 Commercial Court
San Jose, California
Farallon PN: 1071-047

Sample Location	Sampled By	Sample Identification	Sample Depth (feet)[1]	Sample Date	Analytical Results (milligrams per kilogram)							
					4-Chloroaniline	Biphenyl	Bis(2-Ethylhexyl) Phthalate	Butyl Benzyl Phthalate	Dimethylphthalate	Di-n-Butylphthalate	N-Nitrosodiphenylamine	Phenol
SSJ-12	TRC	SSJ-12-0.25	0.25	4/12/2022	< 0.27	---	< 0.27	< 0.27	< 0.27	< 0.27	< 0.27	< 0.27
	TRC	SSJ-12-2.5	2.5	4/12/2022	< 0.27	---	< 0.27	< 0.27	< 0.27	< 0.27	< 0.27	< 0.27
	TRC	SSJ-DUP-04	2.5	4/12/2022	< 0.54	---	< 0.54	< 0.54	< 0.54	< 0.54	< 0.54	< 0.54
	TRC	SSJ-12-5	5.0	4/12/2022	< 68	---	**69**	< 68	< 68	< 68	< 68	< 68
San Francisco Bay RWQCB Tier 1 ESLs for Soil[3]					**0.0067**	**0.42**	**0.80**	**NE**	**0.035**	**NE**	**NE**	**0.16**
San Francisco Bay RWQCB ESLs Commercial: Shallow Soil Exposure[4]					**16**	**200**	**160**	**NE**	**NE**	**NE**	**NE**	**350,000**
San Francisco Bay RWQCB ESLs Construction Worker Soil Exposure[4]					**120**	**180**	**950**	**NE**	**NE**	**NE**	**NE**	**98,000**

NOTES:

Results in **bold** denote concentrations exceeding Tier 1 screening levels.

< denotes analyte not detected at or exceeding the reporting limit listed.

[1]Depth in feet below ground surface.

[2]Analyzed by U.S. Environmental Protection Agency Method 8270C. Only detected SVOCs shown in table; see lab report for full list of analytes.

[3]San Francisco Bay Regional Water Quality Control Board (RWQCB) Tier 1 Environmental Screening Levels (ESLs) for soil, dated 2019 (Rev. 2).

[4]San Francisco Bay RWQCB Direct Exposure Human Health Risk Levels (Table S-1), dated 2019 (Rev. 2).

Farallon = Farallon Consulting, L.L.C.

NE = not established

SVOCs = semivolatile organic compounds

TRC = TRC Solutions, Inc.

Table 7
Soil Analytical Results for PCBs
1055 Commercial Court
San Jose, California
Farallon PN: 1071-047

Sample Location	Sampled By	Sample Identification	Sample Depth (feet)[1]	Sample Date	Analytical Results (milligrams per kilogram)[2]							
					Aroclor 1016	Aroclor 1221	Aroclor 1232	Aroclor 1242	Aroclor 1248	Aroclor 1254	Aroclor 1260	Total PCBs
F-1	Farallon	F-1 (2')	2.0	5/23/2019	< 0.025	< 0.025	< 0.025	< 0.025	0.072	0.046	< 0.025	0.12
F-2	Farallon	F-2 (2')	2.0	5/23/2019	< 0.050	< 0.050	< 0.050	< 0.050	0.083	< 0.050	< 0.050	0.083
F-5	Farallon	F-5 (2')	2.0	5/23/2019	< 0.050	< 0.050	< 0.050	< 0.050	< 0.050	0.10	< 0.050	0.10
F-11	Farallon	F-11 (2')	2.0	5/22/2019	< 0.010	< 0.010	< 0.010	< 0.010	< 0.010	0.043	< 0.010	0.043
F-13	Farallon	F-13 (2')	2.0	5/21/2019	< 0.010	< 0.010	< 0.010	< 0.010	< 0.010	< 0.010	0.069	0.069
SSJ-01	TRC	SSJ-01-0.25	0.25	4/12/2022	< 5.3	< 5.3	< 5.3	< 5.3	< 5.3	< 5.3	< 5.3	< 5.3
	TRC	SSJ-01-2.5	2.5	4/12/2022	< 0.06	< 0.06	< 0.06	< 0.06	< 0.06	< 0.06	< 0.06	< 0.06
	TRC	SSJ-01-5	5.0	4/12/2022	< 6.4	< 6.4	< 6.4	< 6.4	< 6.4	< 6.4	< 6.4	< 6.4
SSJ-02	TRC	SSJ-02-0.25	0.25	4/12/2022	< 0.056	< 0.056	< 0.056	< 0.056	< 0.056	< 0.056	< 0.056	< 0.056
	TRC	SSJ-02-2.5	2.5	4/12/2022	< 0.055	< 0.055	< 0.055	< 0.055	< 0.055	< 0.055	< 0.055	< 0.055
	TRC	SSJ-02-5	5.0	4/12/2022	< 0.054	< 0.054	< 0.054	< 0.054	< 0.054	< 0.054	< 0.054	< 0.054
SSJ-03	TRC	SSJ-03-0.25	0.25	4/12/2022	< 0.57	< 0.57	< 0.57	< 0.57	< 0.57	< 0.57	< 0.57	< 0.57
	TRC	SSJ-03-2.5	2.5	4/12/2022	< 0.059	< 0.059	< 0.059	< 0.059	< 0.059	< 0.059	< 0.059	< 0.059
	TRC	SSJ-03-4	4.0	4/12/2022	< 0.059	< 0.059	< 0.059	< 0.059	< 0.059	< 0.059	< 0.059	< 0.059
SSJ-04	TRC	SSJ-04-0.25	0.25	4/12/2022	< 0.054	< 0.054	< 0.054	< 0.054	< 0.054	< 0.054	< 0.054	< 0.054
	TRC	SSJ-04-2.5	2.5	4/12/2022	< 0.057	< 0.057	< 0.057	< 0.057	< 0.057	< 0.057	< 0.057	< 0.057
	TRC	SSJ-04-5	5.0	4/12/2022	< 0.057	< 0.057	< 0.057	< 0.057	< 0.057	< 0.057	< 0.057	< 0.057
SSJ-05	TRC	SSJ-05-0.25	0.25	4/12/2022	< 1.1	< 1.1	< 1.1	< 1.1	< 1.1	1.2	< 1.1	**1.2**
	TRC	SSJ-05-5	5.0	4/12/2022	< 0.64	< 0.64	< 0.64	< 0.64	4.6	2.4	< 0.64	**7.1**
SSJ-06	TRC	SSJ-06-0.25	0.25	4/12/2022	< 0.056	< 0.056	< 0.056	< 0.056	< 0.056	< 0.056	< 0.056	< 0.056
	TRC	SSJ-06-2.5	2.5	4/12/2022	< 0.056	< 0.056	< 0.056	< 0.056	< 0.056	< 0.056	< 0.056	< 0.056
	TRC	SSJ-06-5	5.0	4/12/2022	< 6.8	< 6.8	< 6.8	< 6.8	< 6.8	< 6.8	< 6.8	< 6.8
SSJ-07	TRC	SSJ-07-0.25	0.25	4/12/2022	< 1.2	< 1.2	< 1.2	< 1.2	< 1.2	4.3	< 1.2	**4.3**
	TRC	SSJ-07-2.5	2.5	4/12/2022	< 0.57	< 0.57	< 0.57	< 0.57	5.5	6.7	< 0.57	**13**
	TRC	SSJ-07-5	5.0	4/12/2022	< 51	< 51	< 51	< 51	< 51	< 51	< 51	< 51
SSJ-08	TRC	SSJ-08-0.25	0.25	4/12/2022	< 2.7	< 2.7	< 2.7	< 2.7	< 2.7	< 2.7	< 2.7	< 2.7
	TRC	SSJ-08-1.5	1.5	4/12/2022	< 0.054	< 0.054	< 0.054	< 0.054	< 0.054	< 0.054	< 0.054	< 0.054
	TRC	SSJ-08-3.25	3.3	4/12/2022	< 1.1	< 1.1	< 1.1	< 1.1	< 1.1	< 1.1	< 1.1	< 1.1
San Francisco Bay RWQCB Tier 1 ESLs for Soil[3]												**0.23**
San Francisco Bay RWQCB ESLs Commercial: Shallow Soil Exposure[4]												**0.94**
San Francisco Bay RWQCB ESLs Construction Worker Soil Exposure[4]												**5.5**

Table 7
Soil Analytical Results for PCBs
1055 Commercial Court
San Jose, California
Farallon PN: 1071-047

Sample Location	Sampled By	Sample Identification	Sample Depth (feet)[1]	Sample Date	Analytical Results (milligrams per kilogram)[2]							
					Aroclor 1016	Aroclor 1221	Aroclor 1232	Aroclor 1242	Aroclor 1248	Aroclor 1254	Aroclor 1260	Total PCBs
SSJ-09	TRC	SSJ-09-0.25	0.25	4/12/2022	< 0.31	< 0.31	< 0.31	< 0.31	< 0.31	< 0.31	< 0.31	< 0.31
	TRC	SSJ-09-2.5	2.5	4/12/2022	< 0.3	< 0.3	< 0.3	< 0.3	< 0.3	< 0.3	< 0.3	< 0.3
	TRC	SSJ-DUP-1	2.5	4/12/2022	< 1.2	< 1.2	< 1.2	< 1.2	< 1.2	< 1.2	< 1.2	< 1.2
	TRC	SSJ-09-5	5.0	4/12/2022	< 0.29	< 0.29	< 0.29	< 0.29	< 0.29	< 0.29	< 0.29	< 0.29
SSJ-10	TRC	SSJ-10-0.25	0.25	4/12/2022	< 2.8	< 2.8	< 2.8	< 2.8	< 2.8	< 2.8	< 2.8	< 2.8
	TRC	SSJ-10-2.5	2.5	4/12/2022	< 0.58	< 0.58	< 0.58	< 0.58	< 0.58	0.67	< 1.3	**0.67**
	TRC	SSJ-DUP-2	2.5	4/12/2022	< 1.3	< 1.3	< 1.3	< 1.3	< 1.3	< 1.3	< 1.3	< 1.3
	TRC	SSJ-10-5	5.0	4/12/2022	< 3.2	< 3.2	< 3.2	< 3.2	< 3.2	< 3.2	18	**18**
SSJ-11	TRC	SSJ-11-0.25	0.25	4/12/2022	< 0.054	< 0.054	< 0.054	< 0.054	< 0.054	< 0.054	< 0.054	< 0.054
	TRC	SSJ-11-2.5	2.5	4/12/2022	< 1.1	< 1.1	< 1.1	< 1.1	< 1.1	< 1.1	< 1.1	< 1.1
	TRC	SSJ-11-5	5.0	4/12/2022	< 3.3	< 3.3	< 3.3	33	< 3.3	17	< 3.3	**51**
	TRC	SSJ-DUP-03	5.0	4/12/2022	< 0.64	< 0.64	< 0.64	< 0.64	< 0.64	< 0.64	< 0.64	< 0.64
SSJ-12	TRC	SSJ-12-0.25	0.25	4/12/2022	< 0.55	< 0.55	< 0.55	< 0.55	< 0.55	0.65	< 0.55	**0.65**
	TRC	SSJ-12-2.5	2.5	4/12/2022	< 5.5	< 5.5	< 5.5	< 5.5	< 5.5	< 5.5	< 5.5	< 5.5
	TRC	SSJ-DUP-04	2.5	4/12/2022	< 0.27	< 0.27	< 0.27	< 0.27	< 0.27	< 0.27	< 0.27	< 0.27
	TRC	SSJ-12-5	5.0	4/12/2022	< 1.4	< 1.4	< 1.4	< 1.4	< 1.4	4.0	< 1.4	**4.0**
San Francisco Bay RWQCB Tier 1 ESLs for Soil[3]												**0.23**
San Francisco Bay RWQCB ESLs Commercial: Shallow Soil Exposure[4]												**0.94**
San Francisco Bay RWQCB ESLs Construction Worker Soil Exposure[4]												**5.5**

NOTES:

< denotes analyte not detected at or exceeding the reporting limit listed.

[1]Depth in feet below ground surface.

[2]Analyzed by U.S. Environmental Protection Agency Method 8082.

[3]San Francisco Bay Regional Water Quality Control Board (RWQCB) Tier 1 Environmental Screening Levels (ESLs) for soil, dated 2019 (Rev. 2).

[4]San Francisco Bay RWQCB Direct Exposure Human Health Risk Levels (Table S-1), dated 2019 (Rev. 2).

ESL = Environmental Screening Level
Farallon = Farallon Consulting, L.L.C.
PCB = polychlorinated biphenyl
TRC = TRC Solutions, Inc.

Table 8
Soil Analytical Results for PAHs
1055 Commercial Court
San Jose, California
Farallon PN: 1071-047

Sample Location	Sampled By	Sample Identification	Sample Depth (feet)[1]	Sample Date	Analytical Results (milligrams per kilogram)[2]																
					1-Methylnaphthalene	2-Methylnaphthalene	Acenaphthene	Acenaphthylene	Anthracene	Benzo(a)Anthracene	Benzo(a)Pyrene	Benzo(b)Fluoranthene	Benzo(g,h,i)Perylene	Benzo(k)Fluoranthene	Chrysene	Dibenzo(a,h)Anthracene	Fluoranthene	Fluorene	Indeno(1,2,3-cd)Pyrene	Naphthalene	Phenanthrene	Pyrene
F-1	Farallon	F-1 (2')	2.0	5/23/2019	---	0.0074	< 0.0026	0.0057	0.0097	0.025	0.022	0.020	0.031	0.014	0.028	0.0077	0.046	< 0.0050	0.016	0.0032	0.024	0.039
F-2	Farallon	F-2 (2')	2.0	5/23/2019	---	0.023	0.061	0.038	0.10	0.27	**0.15**	0.14	0.078	0.10	0.29	0.021	0.53	0.043	0.062	0.0030	0.35	0.30
F-5	Farallon	F-5 (2')	2.0	5/23/2019	---	0.0029	< 0.0013	< 0.0013	< 0.0013	0.0060	0.0044	0.0061	0.017	0.0029	0.014	0.0036	0.0086	< 0.0025	0.0060	0.0021	0.0060	0.010
F-11	Farallon	F-11 (2')	2.0	5/22/2019	---	0.031	< 0.0013	< 0.0013	0.0021	0.0082	0.0080	0.0073	0.019	0.0031	0.015	0.0043	0.015	< 0.0025	0.0073	0.016	0.026	0.025
F-13	Farallon	F-13 (2')	2.0	5/21/2019	---	0.15	< 0.0013	0.0055	0.0049	0.015	0.016	0.011	0.021	0.0061	0.018	< 0.0025	0.028	0.0073	0.012	**0.081**	0.024	0.041
SV-1	Farallon	SV-1-5.0	5.0	2/11/2022	< 0.0040	0.0088	< 0.0040	< 0.0040	< 0.0040	< 0.0040	< 0.0040	< 0.0040	< 0.0040	< 0.0040	< 0.0040	< 0.0040	< 0.0040	< 0.0040	< 0.0040	< 0.0040	0.0073	< 0.0040
	Farallon	SV-1-10.0	10.0	2/11/2022	0.012	0.016	0.051	< 0.0040	0.0083	0.0047	0.0043	0.0096	0.0089	< 0.0040	0.013	< 0.0040	0.028	0.079	0.0078	0.016	0.15	0.027
SV-2	Farallon	SV-2-5.0	5.0	2/11/2022	0.0089 J	0.018 J	0.0016 J	< 0.0019	< 0.0053	0.017 J	0.0098 J	0.023 J	0.017 J	0.0043 J	0.031 J	0.0055 J	0.014 J	0.0051 J	0.011 J	0.015 J	0.03 J	0.022 J
	Farallon	SV-2-8.0	8.0	2/11/2022	0.024	0.045	0.0043	< 0.0040	< 0.0040	0.01	0.0070	0.018	0.0088	< 0.0040	0.023	< 0.0040	0.019	0.012	0.0053	**0.054**	0.044	0.028
SV-3	Farallon	SV-3-5.0	5.0	2/11/2022	0.0051 J	0.011 J	0.0021 J	0.0020 J	< 0.0053	0.016 J	0.012 J	0.024 J	0.015 J	0.0052 J	0.022 J	0.0045 J	0.016 J	0.0033 J	0.013 J	0.01 J	0.026 J	0.02 J
	Farallon	SV-3-10.0	10.0	2/11/2022	0.022 J	0.033 J	< 0.0090	< 0.01	< 0.029	0.049 J	< 0.016	0.02 J	< 0.015	< 0.013	< 0.027	< 0.015	< 0.03	< 0.015	< 0.012	**0.42**	0.046 J	< 0.03
SV-4	Farallon	SV-4-5.0	5.0	2/11/2022	0.026	0.033	0.038	0.043	0.18	0.0044 J	0.0034 J	0.0029 J	0.0013	0.0011 J	0.014 J	< 0.0014	0.01 J	0.0063 J	< 0.0011	0.0032 J	0.16	0.02
	Farallon	SV-4-10.0	10.0	2/11/2022	0.13	0.35	0.0045 J	0.0027 J	0.0085 J	0.023 J	0.01 J	0.021 J	0.013 J	< 0.0023	0.052	0.0038 J	0.022 J	0.015 J	0.0096 J	**0.11**	0.072	0.055
SV-5	Farallon	SV-5-5.0	5.0	2/11/2022	0.0095 J	0.017 J	0.038	< 0.00093	0.012 J	0.0051 J	< 0.0014	< 0.0012	< 0.0013	< 0.0011	0.014 J	< 0.0014	< 0.0027	0.15	< 0.0011	0.0038 J	0.25	0.029
	Farallon	SV-5-10.0	10.0	2/11/2022	0.019 J	0.030 J	0.0075 J	< 0.0019	0.0085 J	0.021 J	0.0095 J	0.026 J	0.013 J	0.0037 J	0.047	0.0041 J	0.025 J	0.017 J	0.0087 J	0.023 J	0.094	0.045
SV-6	Farallon	SV-6-5.0	5.0	2/11/2022	0.016 J	0.026 J	0.0083 J	< 0.0037	< 0.011	0.035 J	0.015 J	0.038 J	0.024 J	0.0052 J	0.067 J	0.014 J	0.02 J	0.01 J	0.012 J	0.022 J	0.054 J	0.043 J
	Farallon	SV-6-10.0	10.0	2/11/2022	0.039	0.062	0.010	< 0.0040	0.0057	0.072	< 0.0040	0.015	0.0056	< 0.0040	0.026	< 0.0040	0.02	0.029	< 0.0040	**0.072**	0.14	0.038
SV-7	Farallon	SV-7-5.0	5.0	2/11/2022	0.02	0.041	< 0.0040	< 0.0040	< 0.0040	< 0.0040	< 0.0040	0.013	< 0.0040	< 0.0040	0.012	< 0.0040	0.0091	0.012	< 0.0040	**0.07**	0.051	0.012
	Farallon	SV-7-10.0	10.0	2/11/2022	0.014	0.029	< 0.0040	< 0.0040	< 0.0040	< 0.0040	0.01	0.011	< 0.0040	< 0.0040	0.01	< 0.0040	0.0059	0.01	< 0.0040	**0.045**	0.036	0.0085
SV-8	Farallon	SV-8-5.0	5.0	3/29/2022	< 0.01	< 0.01	< 0.01	< 0.01	< 0.01	< 0.01	< 0.01	< 0.01	< 0.01	< 0.01	< 0.01	< 0.01	< 0.01	< 0.01	< 0.01	< 0.01	< 0.01	< 0.01
	Farallon	SV-8-7.5	7.5	3/29/2022	< 0.01	< 0.01	< 0.01	< 0.01	< 0.01	< 0.01	< 0.01	< 0.01	< 0.01	< 0.01	< 0.01	< 0.01	< 0.01	< 0.01	< 0.01	< 0.01	< 0.01	< 0.01
SV-9	Farallon	SV-9-5.0	5.0	3/30/2022	< 0.01	< 0.01	< 0.01	< 0.01	< 0.01	< 0.01	< 0.01	< 0.01	< 0.01	< 0.01	0.02	< 0.01	0.025	< 0.01	< 0.01	0.011	0.049	0.024
	Farallon	SV-9-8.0	8.0	3/30/2022	0.017	< 0.01	< 0.01	< 0.01	< 0.01	< 0.01	0.012	< 0.01	0.017	< 0.01	0.012	< 0.01	0.022	< 0.01	< 0.01	< 0.01	0.031	0.025
San Francisco Bay RWQCB Tier 1 ESLs for Soil[3]					**NE**	**0.88**	**12**	**6.4**	**1.9**	**0.63**	**0.11**	**1.1**	**2.5**	**2.8**	**2.2**	**0.11**	**0.69**	**6.0**	**0.48**	**0.042**	**7.8**	**45**
San Francisco Bay RWQCB ESLs Commercial: Shallow Soil Exposure[4]					**NE**	**3,000**	**45,000**	**NE**	**230,000**	**20**	**2.1**	**21**	**NE**	**210**	**2,100**	**2.1**	**30,000**	**30,000**	**21**	**17**	**NE**	**23,000**
San Francisco Bay RWQCB ESLs Construction Worker Soil Exposure[4]					**NE**	**670**	**10,000**	**NE**	**50,000**	**110**	**10**	**110**	**NE**	**910**	**9,100**	**11**	**6,700**	**6,700**	**110**	**400**	**NE**	**5,000**

Table 8
Soil Analytical Results for PAHs
1055 Commercial Court
San Jose, California
Farallon PN: 1071-047

Sample Location	Sampled By	Sample Identification	Sample Depth (feet)[1]	Sample Date	Analytical Results (milligrams per kilogram)[2]																
					1-Methylnaphthalene	2-Methylnaphthalene	Acenaphthene	Acenaphthylene	Anthracene	Benzo(a)Anthracene	Benzo(a)Pyrene	Benzo(b)Fluoranthene	Benzo(g,h,i)Perylene	Benzo(k)Fluoranthene	Chrysene	Dibenzo(a,h)Anthracene	Fluoranthene	Fluorene	Indeno(1,2,3-cd)Pyrene	Naphthalene	Phenanthrene	Pyrene
SV-10	Farallon	SV-10-5.0	5.0	3/29/2022	10	**15**	**130**	< 2	**140**	**220**	**160**	**110**	**64**	**130**	**230**	**22**	**430**	**78**	**84**	**21**	**510**	**390**
	Farallon	SV-10-10.0	10.0	3/29/2022	< 2	< 2	< 2	< 2	**2.3**	< 2	**2.3**	< 2	< 2	< 2	**2.3**	< 2	**5.3**	< 2	< 2	< 2	6.6	5.7
MW-1	Farallon	MW-1-10.0	10.0	3/29/2022	< 0.2	< 0.2	< 0.2	< 0.2	< 0.2	< 0.2	< 0.2	< 0.2	< 0.2	< 0.2	< 0.2	< 0.2	< 0.2	< 0.2	< 0.2	< 0.2	0.32	< 0.2
	Farallon	MW-1-14.0	14.0	3/29/2022	0.63	**1.0**	< 0.08	< 0.08	< 0.08	< 0.08	< 0.08	< 0.08	< 0.08	< 0.08	< 0.08	< 0.08	< 0.08	< 0.08	< 0.08	**1.9**	0.083	< 0.08
MW-4	Farallon	MW-4-7.0	7.0	3/30/2022	< 0.25	< 0.25	< 0.25	< 0.25	< 0.25	< 0.25	< 0.25	< 0.25	< 0.25	< 0.25	< 0.25	< 0.25	< 0.25	< 0.25	< 0.25	< 0.25	< 0.25	< 0.25
MW-6	Farallon	MW-6-14.0	14.0	3/30/2022	< 4	< 4	< 4	< 4	< 4	< 4	< 4	< 4	< 4	< 4	< 4	< 4	< 4	< 4	< 4	< 4	< 4	< 4
	Farallon	MW-6-16.0	16.0	3/30/2022	< 4	< 4	< 4	< 4	< 4	< 4	< 4	< 4	< 4	< 4	< 4	< 4	< 4	< 4	< 4	**4.1**	< 4	< 4
SSJ-01	TRC	SSJ-01-0.25	0.25	4/12/2022	< 27	< 27	< 27	< 27	< 27	< 27	< 27	< 27	< 27	< 27	< 27	< 27	< 27	< 27	< 27	< 27	< 27	< 27
	TRC	SSJ-01-2.5	2.5	4/12/2022	< 0.3	< 0.3	< 0.3	< 0.3	< 0.3	< 0.3	< 0.3	< 0.3	< 0.3	< 0.3	< 0.3	< 0.3	< 0.3	< 0.3	< 0.3	< 0.3	< 0.3	< 0.3
	TRC	SSJ-01-5	5.0	4/12/2022	< 64	< 64	< 64	< 64	< 64	< 64	< 64	< 64	< 64	< 64	< 64	< 64	< 64	< 64	< 64	< 64	< 64	< 64
SSJ-02	TRC	SSJ-02-0.25	0.25	4/12/2022	< 0.28	< 0.28	< 0.28	< 0.28	< 0.28	< 0.28	< 0.28	< 0.28	< 0.28	< 0.28	< 0.28	< 0.28	< 0.28	< 0.28	< 0.28	< 0.28	< 0.28	< 0.28
	TRC	SSJ-02-2.5	2.5	4/12/2022	< 0.27	< 0.27	< 0.27	< 0.27	< 0.27	< 0.27	< 0.27	< 0.27	< 0.27	< 0.27	< 0.27	< 0.27	< 0.27	< 0.27	< 0.27	< 0.27	< 0.27	< 0.27
	TRC	SSJ-02-5	5.0	4/12/2022	< 0.27	< 0.27	< 0.27	< 0.27	< 0.27	< 0.27	< 0.27	< 0.27	< 0.27	< 0.27	< 0.27	< 0.27	< 0.27	< 0.27	< 0.27	< 0.27	< 0.27	< 0.27
SSJ-03	TRC	SSJ-03-0.25	0.25	4/12/2022	< 0.28	< 0.28	< 0.28	< 0.28	< 0.28	< 0.28	< 0.28	< 0.28	< 0.28	< 0.28	< 0.28	< 0.28	< 0.28	< 0.28	< 0.28	< 0.28	< 0.28	< 0.28
	TRC	SSJ-03-2.5	2.5	4/12/2022	< 0.29	< 0.29	< 0.29	< 0.29	< 0.29	< 0.29	< 0.29	< 0.29	< 0.29	< 0.29	< 0.29	< 0.29	< 0.29	< 0.29	< 0.29	< 0.29	< 0.29	< 0.29
	TRC	SSJ-03-4	4.0	4/12/2022	< 0.29	< 0.29	< 0.29	< 0.29	< 0.29	< 0.29	< 0.29	< 0.29	< 0.29	< 0.29	< 0.29	< 0.29	< 0.29	< 0.29	< 0.29	< 0.29	< 0.29	< 0.29
SSJ-04	TRC	SSJ-04-0.25	0.25	4/12/2022	< 0.27	< 0.27	< 0.27	< 0.27	< 0.27	< 0.27	< 0.27	< 0.27	< 0.27	< 0.27	< 0.27	< 0.27	< 0.27	< 0.27	< 0.27	< 0.27	< 0.27	< 0.27
	TRC	SSJ-04-2.5	2.5	4/12/2022	< 0.28	< 0.28	< 0.28	< 0.28	< 0.28	< 0.28	< 0.28	< 0.28	< 0.28	< 0.28	< 0.28	< 0.28	< 0.28	< 0.28	< 0.28	< 0.28	< 0.28	< 0.28
	TRC	SSJ-04-5	5.0	4/12/2022	< 0.28	< 0.28	< 0.28	< 0.28	< 0.28	< 0.28	< 0.28	< 0.28	< 0.28	< 0.28	< 0.28	< 0.28	< 0.28	< 0.28	< 0.28	< 0.28	< 0.28	< 0.28
SSJ-05	TRC	SSJ-05-0.25	0.25	4/12/2022	< 0.28	< 0.28	< 0.28	< 0.28	< 0.28	< 0.28	< 0.28	< 0.28	< 0.28	< 0.28	< 0.28	< 0.28	< 0.28	< 0.28	< 0.28	< 0.28	< 0.28	< 0.28
	TRC	SSJ-05-5	5.0	4/12/2022	< 1.6	< 1.6	< 1.6	< 1.6	< 1.6	< 1.6	< 1.6	< 1.6	< 1.6	< 1.6	< 1.6	< 1.6	< 1.6	< 1.6	< 1.6	< 1.6	< 1.6	< 1.6
SSJ-06	TRC	SSJ-06-0.25	0.25	4/12/2022	< 0.28	< 0.28	< 0.28	< 0.28	< 0.28	< 0.28	< 0.28	< 0.28	< 0.28	< 0.28	< 0.28	< 0.28	< 0.28	< 0.28	< 0.28	< 0.28	< 0.28	< 0.28
	TRC	SSJ-06-2.5	2.5	4/12/2022	< 0.28	< 0.28	< 0.28	< 0.28	< 0.28	< 0.28	< 0.28	< 0.28	< 0.28	< 0.28	< 0.28	< 0.28	< 0.28	< 0.28	< 0.28	< 0.28	< 0.28	< 0.28
	TRC	SSJ-06-5	5.0	4/12/2022	< 0.34	< 0.34	< 0.34	< 0.34	< 0.34	< 0.34	< 0.34	< 0.34	< 0.34	< 0.34	< 0.34	< 0.34	< 0.34	< 0.34	< 0.34	< 0.34	< 0.34	< 0.34
SSJ-07	TRC	SSJ-07-0.25	0.25	4/12/2022	< 0.3	< 0.3	< 0.3	< 0.3	< 0.3	< 0.3	< 0.3	< 0.3	< 0.3	< 0.3	< 0.3	< 0.3	< 0.3	< 0.3	< 0.3	< 0.3	< 0.3	< 0.3
	TRC	SSJ-07-2.5	2.5	4/12/2022	< 2.9	< 2.9	< 2.9	< 2.9	< 2.9	< 2.9	< 2.9	< 2.9	< 2.9	< 2.9	< 2.9	< 2.9	< 2.9	< 2.9	< 2.9	< 2.9	< 2.9	< 2.9
	TRC	SSJ-07-5	5.0	4/12/2022	< 2.6	< 2.6	< 2.6	< 2.6	< 2.6	< 2.6	< 2.6	< 2.6	< 2.6	< 2.6	< 2.6	< 2.6	< 2.6	< 2.6	< 2.6	< 2.6	< 2.6	< 2.6
SSJ-08	TRC	SSJ-08-0.25	0.25	4/12/2022	< 2.7	< 2.7	< 2.7	< 2.7	< 2.7	< 2.7	< 2.7	< 2.7	< 2.7	< 2.7	< 2.7	< 2.7	< 2.7	< 2.7	< 2.7	< 2.7	< 2.7	< 2.7
	TRC	SSJ-08-1.5	1.5	4/12/2022	< 1.1	< 1.1	< 1.1	< 1.1	< 1.1	< 1.1	< 1.1	< 1.1	< 1.1	< 1.1	< 1.1	< 1.1	< 1.1	< 1.1	< 1.1	< 1.1	< 1.1	< 1.1
	TRC	SSJ-08-3.25	3.3	4/12/2022	< 1.4	< 1.4	< 1.4	< 1.4	< 1.4	< 1.4	< 1.4	< 1.4	< 1.4	< 1.4	< 1.4	< 1.4	< 1.4	< 1.4	< 1.4	< 1.4	< 1.4	< 1.4
San Francisco Bay RWQCB Tier 1 ESLs for Soil[3]					**NE**	**0.88**	**12**	**6.4**	**1.9**	**0.63**	**0.11**	**1.1**	**2.5**	**2.8**	**2.2**	**0.11**	**0.69**	**6.0**	**0.48**	**0.042**	**7.8**	**45**
San Francisco Bay RWQCB ESLs Commercial: Shallow Soil Exposure[4]					**NE**	**3,000**	**45,000**	**NE**	**230,000**	**20**	**2.1**	**21**	**NE**	**210**	**2,100**	**2.1**	**30,000**	**30,000**	**21**	**17**	**NE**	**23,000**
San Francisco Bay RWQCB ESLs Construction Worker Soil Exposure[4]					**NE**	**670**	**10,000**	**NE**	**50,000**	**110**	**10**	**110**	**NE**	**910**	**9,100**	**11**	**6,700**	**6,700**	**110**	**400**	**NE**	**5,000**

Table 8
Soil Analytical Results for PAHs
1055 Commercial Court
San Jose, California
Farallon PN: 1071-047

Sample Location	Sampled By	Sample Identification	Sample Depth (feet)[1]	Sample Date	Analytical Results (milligrams per kilogram)[2]																	
					1-Methylnaphthalene	2-Methylnaphthalene	Acenaphthene	Acenaphthylene	Anthracene	Benzo(a)Anthracene	Benzo(a)Pyrene	Benzo(b)Fluoranthene	Benzo(g,h,i)Perylene	Benzo(k)Fluoranthene	Chrysene	Dibenzo(a,h)Anthracene	Fluoranthene	Fluorene	Indeno(1,2,3-cd)Pyrene	Naphthalene	Phenanthrene	Pyrene
SSJ-09	TRC	SSJ-09-0.25	0.25	4/12/2022	< 0.31	< 0.31	< 0.31	< 0.31	< 0.31	< 0.31	< 0.31	< 0.31	< 0.31	< 0.31	< 0.31	< 0.31	< 0.31	< 0.31	< 0.31	< 0.31	< 0.31	< 0.31
	TRC	SSJ-09-2.5	2.5	4/12/2022	< 0.3	< 0.3	< 0.3	< 0.3	< 0.3	< 0.3	< 0.3	< 0.3	< 0.3	< 0.3	< 0.3	< 0.3	< 0.3	< 0.3	< 0.3	< 0.3	< 0.3	< 0.3
	TRC	SSJ-DUP-1	2.5	4/12/2022	< 0.29	< 0.29	< 0.29	< 0.29	< 0.29	< 0.29	< 0.29	< 0.29	< 0.29	< 0.29	< 0.29	< 0.29	< 0.29	< 0.29	< 0.29	< 0.29	< 0.29	< 0.29
	TRC	SSJ-09-5	5.0	4/12/2022	< 0.29	< 0.29	< 0.29	< 0.29	< 0.29	< 0.29	< 0.29	< 0.29	< 0.29	< 0.29	< 0.29	< 0.29	< 0.29	< 0.29	< 0.29	< 0.29	< 0.29	< 0.29
SSJ-10	TRC	SSJ-10-0.25	0.25	4/12/2022	< 0.28	< 0.28	< 0.28	< 0.28	< 0.28	< 0.28	< 0.28	< 0.28	< 0.28	< 0.28	< 0.28	< 0.28	< 0.28	< 0.28	< 0.28	< 0.28	< 0.28	< 0.28
	TRC	SSJ-10-2.5	2.5	4/12/2022	< 0.58	< 0.58	< 0.58	< 0.58	< 0.58	< 0.58	< 0.58	< 0.58	< 0.58	< 0.58	< 0.58	< 0.58	< 0.58	< 0.58	< 0.58	< 0.58	< 0.58	< 0.58
	TRC	SSJ-DUP-2	2.5	4/12/2022	< 0.32	< 0.32	< 0.32	< 0.32	< 0.32	< 0.32	< 0.32	< 0.32	< 0.32	< 0.32	< 0.32	< 0.32	< 0.32	< 0.32	< 0.32	< 0.32	< 0.32	< 0.32
	TRC	SSJ-10-5	5.5	4/12/2022	< 1.6	< 1.6	< 1.6	< 1.6	< 1.6	< 1.6	< 1.6	< 1.6	< 1.6	< 1.6	< 1.6	< 1.6	< 1.6	< 1.6	< 1.6	< 1.6	< 1.6	< 1.6
SSJ-11	TRC	SSJ-11-0.25	0.25	4/12/2022	< 0.27	< 0.27	< 0.27	< 0.27	< 0.27	< 0.27	< 0.27	< 0.27	< 0.27	< 0.27	< 0.27	< 0.27	< 0.27	< 0.27	< 0.27	< 0.27	< 0.27	< 0.27
	TRC	SSJ-11-2.5	2.5	4/12/2022	< 0.29	< 0.29	< 0.29	< 0.29	< 0.29	< 0.29	< 0.29	< 0.29	< 0.29	< 0.29	< 0.29	< 0.29	< 0.29	< 0.29	< 0.29	< 0.29	< 0.29	< 0.29
	TRC	SSJ-11-5	5.0	4/12/2022	< 0.33	< 0.33	< 0.33	< 0.33	< 0.33	< 0.33	< 0.33	< 0.33	< 0.33	< 0.33	< 0.33	< 0.33	< 0.33	< 0.33	< 0.33	< 0.33	< 0.33	< 0.33
	TRC	SSJ-DUP-03	5.0	4/12/2022	< 3.2	< 3.2	< 3.2	< 3.2	< 3.2	< 3.2	< 3.2	< 3.2	< 3.2	< 3.2	< 3.2	< 3.2	< 3.2	< 3.2	< 3.2	< 3.2	< 3.2	< 3.2
SSJ-12	TRC	SSJ-12-0.25	0.25	4/12/2022	< 0.27	< 0.27	< 0.27	< 0.27	< 0.27	< 0.27	< 0.27	< 0.27	< 0.27	< 0.27	< 0.27	< 0.27	< 0.27	< 0.27	< 0.27	< 0.27	< 0.27	< 0.27
	TRC	SSJ-12-2.5	2.5	4/12/2022	< 0.27	< 0.27	< 0.27	< 0.27	< 0.27	< 0.27	< 0.27	< 0.27	< 0.27	< 0.27	< 0.27	< 0.27	< 0.27	< 0.27	< 0.27	< 0.27	< 0.27	< 0.27
	TRC	SSJ-DUP-04	2.5	4/12/2022	< 0.54	< 0.54	< 0.54	< 0.54	< 0.54	< 0.54	< 0.54	< 0.54	< 0.54	< 0.54	< 0.54	< 0.54	< 0.54	< 0.54	< 0.54	< 0.54	< 0.54	< 0.54
	TRC	SSJ-12-5	5.0	4/12/2022	< 68	< 68	< 68	< 68	< 68	< 68	< 68	< 68	< 68	< 68	< 68	< 68	< 68	< 68	< 68	< 68	< 68	< 68
San Francisco Bay RWQCB Tier 1 ESLs for Soil[3]					**NE**	**0.88**	**12**	**6.4**	**1.9**	**0.63**	**0.11**	**1.1**	**2.5**	**2.8**	**2.2**	**0.11**	**0.69**	**6.0**	**0.48**	**0.042**	**7.8**	**45**
San Francisco Bay RWQCB ESLs Commercial: Shallow Soil Exposure[4]					**NE**	**3,000**	**45,000**	**NE**	**230,000**	**20**	**2.1**	**21**	**NE**	**210**	**2,100**	**2.1**	**30,000**	**30,000**	**21**	**17**	**NE**	**23,000**
San Francisco Bay RWQCB ESLs Construction Worker Soil Exposure[4]					**NE**	**670**	**10,000**	**NE**	**50,000**	**110**	**10**	**110**	**NE**	**910**	**9,100**	**11**	**6,700**	**6,700**	**110**	**400**	**NE**	**5,000**

NOTES:

Results in **bold** denote concentrations exceeding Tier 1 screening levels.

Results in bold and higlighted yellow denote concentrations exceeding commercial screening levels.

< denotes analyte not detected at or exceeding the reporting limit listed.

--- denotes sample not analyzed.

[1]Depth in feet below ground surface.

[2]Analyzed by U.S. Environmental Protection Agency Method 8270C and 8270C-SIM.

[3]San Francisco Bay Regional Water Quality Control Board (RWQCB) Tier 1 Environmental Screening Levels (ESLs) for soil, dated 2019 (Rev. 2).

[4]San Francisco Bay RWQCB Direct Exposure Human Health Risk Levels (Table S-1), dated 2019 (Rev. 2).

ESL = Environmental Screening Level

Farallon = Farallon Consulting, L.L.C.

J = result is an estimate

NE = not established

PAH = polycylic aromatic hydrocarbons

TRC = TRC Solutions, Inc.

Table 9
Soil Analytical Results for Pesticides
1055 Commercial Court
San Jose, California
Farallon PN: 1071-047

Sample Location	Sampled By	Sample Identification	Sample Depth (feet)[1]	Sample Date	Analytical Results (milligrams per kilogram)													
					Aldrin	alpha-BHC	beta-BHC	delta-BHC	gamma-BHC (Lindane)	alpha-Chlordane	gamma-Chlordane	Chlordane	4,4'-DDD	4,4'-DDE	4,4'-DDT	Dieldrin	Endosulfan I	Endosulfan II
F-1	Farallon	F-1 (2')	2.0	5/23/2019	< 0.0005	< 0.0005	< 0.0015	< 0.0010	< 0.0005	0.0032	0.0035	**0.035**	0.0014	0.0017	**0.0072**	< 0.0005	< 0.0005	< 0.0005
F-2	Farallon	F-2 (2')	2.0	5/23/2019	< 0.0010	< 0.0010	< 0.0030	< 0.0020	< 0.0010	0.0020	0.0023	< 0.025	0.0013	0.0017	**0.0063**	< 0.0010	< 0.0010	< 0.0010
F-5	Farallon	F-5 (2')	2.0	5/23/2019	< 0.0010	< 0.0010	< 0.0030	< 0.0020	< 0.0010	< 0.0010	0.0030	< 0.025	0.0017	0.0041	**0.012**	**0.013**	< 0.0010	< 0.0010
F-7	Farallon	F-7 (2')	2.0	5/23/2019	< 0.0005	< 0.0005	< 0.0015	< 0.0010	< 0.0005	< 0.0005	< 0.0005	< 0.012	0.00080	0.00084	**0.0012**	< 0.0005	< 0.0005	< 0.0005
F-8	Farallon	F-8 (2')	2.0	5/23/2019	< 0.0010	< 0.0010	< 0.0030	< 0.0020	< 0.0010	< 0.0010	< 0.0010	< 0.025	< 0.0010	< 0.0010	**0.0014**	< 0.0010	< 0.0010	< 0.0010
F-11	Farallon	F-11 (2')	2.0	5/22/2019	< 0.00020	< 0.00020	< 0.0006	< 0.0004	< 0.00020	0.0033	0.0046	**0.032**	0.0092	0.012	**0.017**	**0.0023**	< 0.00020	< 0.00020
F-13	Farallon	F-13 (2')	2.0	5/21/2019	< 0.00020	< 0.00020	< 0.0006	< 0.0004	< 0.00020	0.0021	0.0043	**0.032**	0.022	0.013	**0.010**	**0.0024**	< 0.00020	< 0.00020
SSJ-01	TRC	SSJ-01-0.25	0.25	4/12/2022	< 0.11	< 0.11	< 0.11	< 0.11	< 0.11	< 0.11	< 0.11	< 2.7	< 0.11	< 0.11	< 0.11	< 0.11	< 0.11	< 0.11
	TRC	SSJ-01-2.5	2.5	4/12/2022	< 0.0012	< 0.0012	< 0.0012	< 0.0012	< 0.0012	< 0.0012	< 0.0012	< 0.03	< 0.0012	< 0.0012	< 0.0012	< 0.0012	< 0.0012	< 0.0012
	TRC	SSJ-01-5	5.0	4/12/2022	< 0.13	< 0.13	< 0.13	< 0.13	< 0.13	< 0.13	< 0.13	< 3.2	< 0.13	0.13	< 0.13	< 0.13	< 0.13	< 0.13
SSJ-02	TRC	SSJ-02-0.25	0.25	4/12/2022	< 0.0011	< 0.0011	< 0.0011	< 0.0011	< 0.0011	< 0.0011	< 0.0011	< 0.028	< 0.0011	0.072	**0.0060**	< 0.0011	< 0.0011	< 0.0011
	TRC	SSJ-02-2.5	2.5	4/12/2022	< 0.0011	< 0.0011	< 0.0011	< 0.0011	< 0.0011	< 0.0011	< 0.0011	< 0.027	< 0.0011	0.0015	< 0.0011	< 0.0011	< 0.0011	< 0.0011
	TRC	SSJ-02-5	5.0	4/12/2022	< 0.0011	< 0.0011	< 0.0011	< 0.0011	< 0.0011	< 0.0011	< 0.0011	< 0.027	< 0.0011	< 0.0011	< 0.0011	< 0.0011	< 0.0011	< 0.0011
SSJ-03	TRC	SSJ-03-0.25	0.25	4/12/2022	< 0.011	< 0.011	< 0.011	< 0.011	< 0.011	< 0.011	< 0.011	< 0.28	0.14	2.4	**0.48**	< 0.011	< 0.011	< 0.011
	TRC	SSJ-03-2.5	2.5	4/12/2022	< 0.0012	< 0.0012	< 0.0012	< 0.0012	< 0.0012	< 0.0012	< 0.0012	< 0.029	0.0027	0.022	< 0.0012	< 0.0012	< 0.0012	< 0.0012
	TRC	SSJ-03-4	4.0	4/12/2022	< 0.0012	< 0.0012	< 0.0012	< 0.0012	< 0.0012	< 0.0012	< 0.0012	< 0.029	< 0.0012	0.0051	< 0.0012	< 0.0012	< 0.0012	< 0.0012
SSJ-04	TRC	SSJ-04-0.25	0.25	4/12/2022	< 0.0011	< 0.0011	< 0.0011	< 0.0011	< 0.0011	< 0.0011	< 0.0011	< 0.027	< 0.0011	< 0.0011	< 0.0011	< 0.0011	< 0.0011	< 0.0011
	TRC	SSJ-04-2.5	2.5	4/12/2022	< 0.0011	< 0.0011	< 0.0011	< 0.0011	< 0.0011	< 0.0011	< 0.0011	< 0.028	< 0.0011	< 0.0011	< 0.0011	< 0.0011	< 0.0011	< 0.0011
	TRC	SSJ-04-5	5.0	4/12/2022	< 0.0011	< 0.0011	< 0.0011	< 0.0011	< 0.0011	< 0.0011	< 0.0011	< 0.028	< 0.0011	< 0.0011	< 0.0011	< 0.0011	< 0.0011	< 0.0011
SSJ-05	TRC	SSJ-05-0.25	0.25	4/12/2022	< 0.022	< 0.022	< 0.022	< 0.022	< 0.022	< 0.022	< 0.022	< 0.56	< 0.022	0.11	**0.084**	< 0.022	< 0.022	< 0.022
	TRC	SSJ-05-5	5.0	4/12/2022	< 0.013	< 0.013	< 0.013	< 0.013	< 0.013	< 0.013	< 0.013	< 0.32	< 0.013	< 0.013	< 0.013	< 0.013	< 0.013	< 0.013
San Francisco Bay RWQCB Tier 1 ESLs for Soil[3]					**0.0024**	**NE**	**NE**	**NE**	**0.0074**	**0.0085**		**0.0085**	**2.7**	**0.33**	**0.0011**	**0.00046**	**0.0098**	
San Francisco Bay RWQCB ESLs Commercial: Shallow Soil Exposure[4]					**0.15**	**NE**	**NE**	**NE**	**2.5**	**2.2**		**2.2**	**12**	**8.3**	**8.5**	**0.16**	**5,800**	
San Francisco Bay RWQCB ESLs Construction Worker Soil Exposure[4]					**1.0**	**NE**	**NE**	**NE**	**16**	**14**		**14**	**81**	**57**	**57**	**1.1**	**1,500**	

Table 9
Soil Analytical Results for Pesticides
1055 Commercial Court
San Jose, California
Farallon PN: 1071-047

Sample Location	Sampled By	Sample Identification	Sample Depth (feet)[1]	Sample Date	Analytical Results (milligrams per kilogram)									
					Endosulfan Sulfate	Endrin	Endrin Aldehyde	Endrin Ketone	Heptachlor	Heptachlor Epoxide	Hexachlorobenzene	Hexachlorocyclopentadiene	Methoxychlor	Toxaphene
F-1	Farallon	F-1 (2')	2.0	5/23/2019	< 0.0005	< 0.0005	< 0.0005	< 0.0005	< 0.0005	< 0.0005	< 0.0050	< 0.010	< 0.0010	< 0.025
F-2	Farallon	F-2 (2')	2.0	5/23/2019	< 0.0010	< 0.0010	< 0.0010	< 0.0010	< 0.0010	< 0.0010	< 0.010	< 0.020	< 0.0020	< 0.05
F-5	Farallon	F-5 (2')	2.0	5/23/2019	< 0.0010	< 0.0010	< 0.0010	< 0.0010	< 0.0010	< 0.0010	< 0.010	< 0.020	< 0.0020	< 0.05
F-7	Farallon	F-7 (2')	2.0	5/23/2019	< 0.0005	< 0.0005	< 0.0005	< 0.0005	< 0.0005	< 0.0005	< 0.0050	< 0.010	< 0.0010	< 0.025
F-8	Farallon	F-8 (2')	2.0	5/23/2019	< 0.0010	< 0.0010	< 0.0010	< 0.0010	< 0.0010	< 0.0010	< 0.010	< 0.020	< 0.0020	< 0.05
F-11	Farallon	F-11 (2')	2.0	5/22/2019	< 0.00020	< 0.00020	< 0.00020	< 0.00020	< 0.00020	< 0.00020	< 0.0020	< 0.004	< 0.0004	< 0.010
F-13	Farallon	F-13 (2')	2.0	5/21/2019	< 0.00020	< 0.00020	< 0.00020	< 0.00020	< 0.00020	< 0.00020	< 0.0020	< 0.004	< 0.0004	< 0.010
SSJ-01	TRC	SSJ-01-0.25	0.25	4/12/2022	< 0.11	< 0.11	< 0.11	< 0.11	< 0.11	< 0.11	< 1.1	< 2.1	< 0.11	< 5.3
	TRC	SSJ-01-2.5	2.5	4/12/2022	< 0.0012	< 0.0012	< 0.0012	< 0.0012	< 0.0012	< 0.0012	< 0.012	< 0.024	< 0.0012	< 0.06
	TRC	SSJ-01-5	5.0	4/12/2022	< 0.13	< 0.13	< 0.13	< 0.13	< 0.13	< 0.13	< 1.3	< 2.6	< 0.13	< 6.4
SSJ-02	TRC	SSJ-02-0.25	0.25	4/12/2022	< 0.0011	< 0.0011	< 0.0011	< 0.0011	< 0.0011	< 0.0011	< 0.011	< 0.022	< 0.0011	< 0.056
	TRC	SSJ-02-2.5	2.5	4/12/2022	< 0.0011	< 0.0011	< 0.0011	< 0.0011	< 0.0011	< 0.0011	< 0.011	< 0.022	< 0.0011	< 0.055
	TRC	SSJ-02-5	5.0	4/12/2022	< 0.0011	< 0.0011	< 0.0011	< 0.0011	< 0.0011	< 0.0011	< 0.011	< 0.022	< 0.0011	< 0.054
SSJ-03	TRC	SSJ-03-0.25	0.25	4/12/2022	< 0.011	**0.033**	< 0.011	< 0.011	< 0.011	< 0.011	< 0.11	< 0.23	< 0.011	< 0.57
	TRC	SSJ-03-2.5	2.5	4/12/2022	< 0.0012	< 0.0012	< 0.0012	< 0.0012	< 0.0012	< 0.0012	< 0.012	< 0.024	< 0.0012	< 0.059
	TRC	SSJ-03-4	4.0	4/12/2022	< 0.0012	< 0.0012	< 0.0012	< 0.0012	< 0.0012	< 0.0012	< 0.012	< 0.024	< 0.0012	< 0.059
SSJ-04	TRC	SSJ-04-0.25	0.25	4/12/2022	< 0.0011	< 0.0011	< 0.0011	< 0.0011	< 0.0011	< 0.0011	< 0.011	< 0.022	< 0.0011	< 0.054
	TRC	SSJ-04-2.5	2.5	4/12/2022	< 0.0011	< 0.0011	< 0.0011	< 0.0011	< 0.0011	< 0.0011	< 0.011	< 0.023	< 0.0011	< 0.057
	TRC	SSJ-04-5	5.0	4/12/2022	< 0.0011	< 0.0011	< 0.0011	< 0.0011	< 0.0011	< 0.0011	< 0.011	< 0.023	< 0.0011	< 0.057
SSJ-05	TRC	SSJ-05-0.25	0.25	4/12/2022	< 0.022	< 0.022	< 0.022	< 0.022	< 0.022	< 0.022	< 0.22	< 0.44	< 0.022	< 1.1
	TRC	SSJ-05-5	5.0	4/12/2022	< 0.013	< 0.013	< 0.013	< 0.013	< 0.013	< 0.013	< 0.13	< 0.26	< 0.013	< 0.64
San Francisco Bay RWQCB Tier 1 ESLs for Soil[3]					**NE**	**0.0011**	**NE**	**NE**	**0.12**	**0.00018**	**0.00080**	**NE**	**0.013**	**0.51**
San Francisco Bay RWQCB ESLs Commercial: Shallow Soil Exposure[4]					**NE**	**290**	**NE**	**NE**	**0.53**	**0.28**	**0.78**	**NE**	**4,800**	**2.2**
San Francisco Bay RWQCB ESLs Construction Worker Soil Exposure[4]					**NE**	**74**	**NE**	**NE**	**3.70**	**1.9**	**7.7**	**NE**	**1,200**	**14**

Table 9
Soil Analytical Results for Pesticides
1055 Commercial Court
San Jose, California
Farallon PN: 1071-047

Sample Location	Sampled By	Sample Identification	Sample Depth (feet)[1]	Sample Date	Analytical Results (milligrams per kilogram)													
					Aldrin	alpha-BHC	beta-BHC	delta-BHC	gamma-BHC (Lindane)	alpha-Chlordane	gamma-Chlordane	Chlordane	4,4'-DDD	4,4'-DDE	4,4'-DDT	Dieldrin	Endosulfan I	Endosulfan II
SSJ-06	TRC	SSJ-06-0.25	0.3	4/12/2022	< 0.0011	< 0.0011	< 0.0011	< 0.0011	< 0.0011	< 0.0011	< 0.0011	< 0.028	< 0.0011	< 0.0011	< 0.0011	< 0.0011	< 0.0011	< 0.0011
	TRC	SSJ-06-2.5	2.5	4/12/2022	< 0.0011	< 0.0011	< 0.0011	< 0.0011	< 0.0011	< 0.0011	< 0.0011	< 0.028	< 0.0011	< 0.0011	< 0.0011	< 0.0011	< 0.0011	< 0.0011
	TRC	SSJ-06-5	5.0	4/12/2022	< 0.14	< 0.14	< 0.14	< 0.14	< 0.14	< 0.14	< 0.14	< 3.4	< 0.14	< 0.14	< 0.14	< 0.14	< 0.14	< 0.14
SSJ-07	TRC	SSJ-07-0.25	0.3	4/12/2022	< 0.024	< 0.024	< 0.024	< 0.024	< 0.024	< 0.024	< 0.024	< 0.6	< 0.024	0.055	< 0.024	< 0.024	< 0.024	< 0.024
	TRC	SSJ-07-2.5	2.5	4/12/2022	< 0.011	< 0.011	< 0.011	< 0.011	< 0.011	< 0.011	< 0.011	< 0.29	< 0.011	< 0.011	< 0.011	< 0.011	< 0.011	< 0.011
	TRC	SSJ-07-5	5.0	4/12/2022	< 1	< 1	< 1	< 1	< 1	< 1	< 1	< 26	< 1	< 1	< 1	< 1	< 1	< 1
SSJ-08	TRC	SSJ-08-0.25	0.3	4/12/2022	< 0.053	< 0.053	< 0.053	< 0.053	< 0.053	< 0.053	< 0.053	< 1.3	< 0.053	< 0.053	< 0.053	< 0.053	< 0.053	< 0.053
	TRC	SSJ-08-1.5	1.5	4/12/2022	< 0.0011	< 0.0011	< 0.0011	< 0.0011	< 0.0011	< 0.0011	< 0.0011	< 0.027	< 0.0011	< 0.0011	< 0.0011	< 0.0011	< 0.0011	< 0.0011
	TRC	SSJ-08-3.25	3.3	4/12/2022	< 0.022	< 0.022	< 0.022	< 0.022	< 0.022	< 0.022	< 0.022	< 0.54	< 0.022	< 0.022	< 0.022	< 0.022	< 0.022	< 0.022
SSJ-09	TRC	SSJ-09-0.25	0.25	4/12/2022	< 0.0062	< 0.0062	< 0.0062	< 0.0062	< 0.0062	< 0.0062	< 0.0062	< 0.15	< 0.0062	< 0.0062	< 0.0062	< 0.0062	< 0.0062	< 0.0062
	TRC	SSJ-09-2.5	2.5	4/12/2022	< 0.006	< 0.006	< 0.006	< 0.006	< 0.006	< 0.006	< 0.006	< 0.14	< 0.006	< 0.006	< 0.006	< 0.006	< 0.006	< 0.006
	TRC	SSJ-DUP-1	2.5	4/12/2022	< 0.023	< 0.023	< 0.023	< 0.023	< 0.023	< 0.023	< 0.023	< 0.58	< 0.023	< 0.023	< 0.023	< 0.023	< 0.023	< 0.023
	TRC	SSJ-09-5	5.0	4/12/2022	< 0.0059	< 0.0059	< 0.0059	< 0.0059	< 0.0059	< 0.0059	< 0.0059	< 0.14	< 0.0059	0.015	< 0.0059	< 0.0059	< 0.0059	< 0.0059
SSJ-10	TRC	SSJ-10-0.25	0.25	4/12/2022	< 0.057	< 0.057	< 0.057	< 0.057	< 0.057	< 0.057	< 0.057	< 1.4	0.088	0.12	< 0.057	< 0.057	< 0.057	< 0.057
	TRC	SSJ-10-2.5	2.5	4/12/2022	< 0.025	< 0.025	< 0.025	< 0.025	< 0.025	< 0.025	< 0.025	< 0.63	< 0.025	0.035	**0.048**	< 0.025	< 0.025	< 0.025
	TRC	SSJ-DUP-2	2.5	4/12/2022	< 0.012	< 0.012	< 0.012	< 0.012	< 0.012	< 0.012	< 0.012	< 0.29	< 0.012	< 0.025	**0.057**	< 0.012	< 0.012	< 0.012
	TRC	SSJ-10-5	5.0	4/12/2022	< 0.064	< 0.064	< 0.064	< 0.064	< 0.064	< 0.064	< 0.064	< 1.5	< 0.064	< 0.064	< 0.064	< 0.064	< 0.064	< 0.064
San Francisco Bay RWQCB Tier 1 ESLs for Soil[3]					**0.0024**	**NE**	**NE**	**NE**	**0.0074**	**0.0085**		**0.0085**	**2.7**	**0.33**	**0.0011**	**0.00046**	**0.0098**	
San Francisco Bay RWQCB ESLs Commercial: Shallow Soil Exposure[4]					**0.15**	**NE**	**NE**	**NE**	**2.5**	**2.2**		**2.2**	**12**	**8.3**	**8.5**	**0.16**	**5,800**	
San Francisco Bay RWQCB ESLs Construction Worker Soil Exposure[4]					**1.0**	**NE**	**NE**	**NE**	**16**	**14**		**14**	**81**	**57**	**57**	**1.1**	**1,500**	

Table 9
Soil Analytical Results for Pesticides
1055 Commercial Court
San Jose, California
Farallon PN: 1071-047

Sample Location	Sampled By	Sample Identification	Sample Depth (feet)[1]	Sample Date	Analytical Results (milligrams per kilogram)									
					Endosulfan Sulfate	Endrin	Endrin Aldehyde	Endrin Ketone	Heptachlor	Heptachlor Epoxide	Hexachlorobenzene	Hexachlorocyclopentadiene	Methoxychlor	Toxaphene
SSJ-06	TRC	SSJ-06-0.25	0.3	4/12/2022	< 0.0011	< 0.0011	< 0.0011	< 0.0011	< 0.0011	< 0.0011	< 0.011	< 0.022	< 0.0011	< 0.056
	TRC	SSJ-06-2.5	2.5	4/12/2022	< 0.0011	< 0.0011	< 0.0011	< 0.0011	< 0.0011	< 0.0011	< 0.011	< 0.022	< 0.0011	< 0.056
	TRC	SSJ-06-5	5.0	4/12/2022	< 0.14	< 0.14	< 0.14	< 0.14	< 0.14	< 0.14	< 1.4	< 2.7	< 0.14	< 6.8
SSJ-07	TRC	SSJ-07-0.25	0.3	4/12/2022	< 0.024	< 0.024	< 0.024	< 0.024	< 0.024	< 0.024	< 0.24	< 0.48	< 0.024	< 1.2
	TRC	SSJ-07-2.5	2.5	4/12/2022	< 0.011	< 0.011	< 0.011	< 0.011	< 0.011	< 0.011	< 0.11	< 0.23	< 0.011	< 0.57
	TRC	SSJ-07-5	5.0	4/12/2022	< 1	< 1	< 1	< 1	< 1	< 1	< 10	< 20	< 1	< 51
SSJ-08	TRC	SSJ-08-0.25	0.3	4/12/2022	< 0.053	< 0.053	< 0.053	< 0.053	< 0.053	< 0.053	< 0.53	< 1.1	< 0.053	< 2.7
	TRC	SSJ-08-1.5	1.5	4/12/2022	< 0.0011	< 0.0011	< 0.0011	< 0.0011	< 0.0011	< 0.0011	< 0.011	< 0.022	< 0.0011	< 0.054
	TRC	SSJ-08-3.25	3.3	4/12/2022	< 0.022	< 0.022	< 0.022	< 0.022	< 0.022	< 0.022	< 0.22	< 0.43	< 0.022	< 1.1
SSJ-09	TRC	SSJ-09-0.25	0.25	4/12/2022	< 0.0062	< 0.0062	< 0.0062	< 0.0062	< 0.0062	< 0.0062	< 0.062	< 0.12	< 0.0062	< 0.31
	TRC	SSJ-09-2.5	2.5	4/12/2022	< 0.006	< 0.006	< 0.006	< 0.006	< 0.006	< 0.006	< 0.06	< 0.12	< 0.006	< 0.3
	TRC	SSJ-DUP-1	2.5	4/12/2022	< 0.023	< 0.023	< 0.023	< 0.023	< 0.023	< 0.023	< 0.23	< 0.47	< 0.023	< 1.2
	TRC	SSJ-09-5	5.0	4/12/2022	< 0.0059	< 0.0059	< 0.0059	< 0.0059	< 0.0059	< 0.0059	< 0.059	< 0.12	< 0.0059	< 0.29
SSJ-10	TRC	SSJ-10-0.25	0.25	4/12/2022	< 0.057	< 0.057	< 0.057	< 0.057	< 0.057	< 0.057	< 0.57	< 1.1	< 0.057	< 2.8
	TRC	SSJ-10-2.5	2.5	4/12/2022	< 0.025	< 0.025	< 0.025	< 0.025	< 0.025	< 0.025	< 0.25	< 0.51	< 0.025	< 0.58
	TRC	SSJ-DUP-2	2.5	4/12/2022	< 0.012	< 0.012	< 0.012	< 0.012	< 0.012	< 0.012	< 0.12	< 0.23	< 0.012	< 1.3
	TRC	SSJ-10-5	5.0	4/12/2022	< 0.064	< 0.064	< 0.064	< 0.064	< 0.064	< 0.064	< 0.64	< 1.3	< 0.064	< 3.2
San Francisco Bay RWQCB Tier 1 ESLs for Soil[3]					**NE**	**0.0011**	**NE**	**NE**	**0.12**	**0.00018**	**0.00080**	**NE**	**0.013**	**0.51**
San Francisco Bay RWQCB ESLs Commercial: Shallow Soil Exposure[4]					**NE**	**290**	**NE**	**NE**	**0.53**	**0.28**	**0.78**	**NE**	**4,800**	**2.2**
San Francisco Bay RWQCB ESLs Construction Worker Soil Exposure[4]					**NE**	**74**	**NE**	**NE**	**3.70**	**1.9**	**7.7**	**NE**	**1,200**	**14**

Table 9
Soil Analytical Results for Pesticides
1055 Commercial Court
San Jose, California
Farallon PN: 1071-047

Sample Location	Sampled By	Sample Identification	Sample Depth (feet)[1]	Sample Date	Analytical Results (milligrams per kilogram)													
					Aldrin	alpha-BHC	beta-BHC	delta-BHC	gamma-BHC (Lindane)	alpha-Chlordane	gamma-Chlordane	Chlordane	4,4'-DDD	4,4'-DDE	4,4'-DDT	Dieldrin	Endosulfan I	Endosulfan II
SSJ-11	TRC	SSJ-11-0.25	0.25	4/12/2022	< 0.0011	< 0.0011	< 0.0011	< 0.0011	< 0.0011	< 0.0011	< 0.0011	< 0.027	< 0.0011	< 0.0011	< 0.0011	< 0.0011	< 0.0011	< 0.0011
	TRC	SSJ-11-2.5	2.5	4/12/2022	< 0.023	< 0.023	< 0.023	< 0.023	< 0.023	< 0.023	< 0.023	< 0.57	< 0.023	< 0.023	< 0.023	< 0.023	< 0.023	< 0.023
	TRC	SSJ-11-5	5.0	4/12/2022	< 0.067	< 0.067	< 0.067	< 0.067	< 0.067	< 0.067	< 0.067	< 1.6	0.65	< 0.067	< 0.067	< 0.067	< 0.067	< 0.067
	TRC	SSJ-DUP-03	5.0	4/12/2022	< 0.013	< 0.013	< 0.013	< 0.013	< 0.013	< 0.013	< 0.013	< 0.32	0.019	0.024	< 0.013	< 0.013	< 0.013	< 0.013
SSJ-12	TRC	SSJ-12-0.25	0.25	4/12/2022	< 0.011	< 0.011	< 0.011	< 0.011	< 0.011	< 0.011	< 0.011	< 0.27	< 0.011	0.020	**0.040**	< 0.011	< 0.011	< 0.011
	TRC	SSJ-12-2.5	2.5	4/12/2022	< 0.11	< 0.11	< 0.11	< 0.11	< 0.11	< 0.11	< 0.11	< 2.7	< 0.11	< 0.11	< 0.11	< 0.11	< 0.11	< 0.11
	TRC	SSJ-DUP-04	2.5	4/12/2022	< 0.0054	< 0.0054	< 0.0054	< 0.0054	< 0.0054	< 0.0054	< 0.0054	< 0.13	< 0.0054	< 0.0054	< 0.0054	< 0.0054	< 0.0054	< 0.0054
	TRC	SSJ-12-5	5.0	4/12/2022	< 0.027	< 0.027	< 0.027	< 0.027	< 0.027	< 0.027	< 0.027	< 0.68	< 0.027	< 0.027	< 0.027	< 0.027	< 0.027	< 0.027
San Francisco Bay RWQCB Tier 1 ESLs for Soil[3]					**0.0024**	**NE**	**NE**	**NE**	**0.0074**	**0.0085**		**0.0085**	**2.7**	**0.33**	**0.0011**	**0.00046**	**0.0098**	
San Francisco Bay RWQCB ESLs Commercial: Shallow Soil Exposure[4]					**0.15**	**NE**	**NE**	**NE**	**2.5**	**2.2**		**2.2**	**12**	**8.3**	**8.5**	**0.16**	**5,800**	
San Francisco Bay RWQCB ESLs Construction Worker Soil Exposure[4]					**1.0**	**NE**	**NE**	**NE**	**16**	**14**		**14**	**81**	**57**	**57**	**1.1**	**1,500**	

NOTES:
Results in **bold** denote concentrations exceeding Tier 1 screening levels.
< denotes analyte not detected at or exceeding the reporting limit listed.
[1]Depth in feet below ground surface.
[2]Analyzed by U.S. Environmental Protection Agency Method 8260B. Only detected VOCs shown in table; see lab report for full list of analytes.
[3]San Francisco Bay Regional Water Quality Control Board (RWQCB) Tier 1 Environmental Screening Levels (ESLs) for soil, dated 2019 (Rev. 2).
[4]San Francisco Bay RWQCB Direct Exposure Human Health Risk Levels (Table S-1), dated 2019 (Rev. 2).

BHC = hexachlorocyclohexane
DDD = dichlorodiphenyldichloroethane
DDE = dichlorodiphenyldichloroethylene
DDT = dichlorodiphenyltrichloroethane
ESL = Environmental Screening Level
Farallon = Farallon Consulting, L.L.C.
NE = not established
TRC = TRC Solutions, Inc.

Table 9
Soil Analytical Results for Pesticides
1055 Commercial Court
San Jose, California
Farallon PN: 1071-047

Sample Location	Sampled By	Sample Identification	Sample Depth (feet)[1]	Sample Date	Analytical Results (milligrams per kilogram)									
					Endosulfan Sulfate	Endrin	Endrin Aldehyde	Endrin Ketone	Heptachlor	Heptachlor Epoxide	Hexachlorobenzene	Hexachlorocyclopentadiene	Methoxychlor	Toxaphene
SSJ-11	TRC	SSJ-11-0.25	0.25	4/12/2022	< 0.0011	< 0.0011	< 0.0011	< 0.0011	< 0.0011	< 0.0011	< 0.011	< 0.022	< 0.0011	< 0.054
	TRC	SSJ-11-2.5	2.5	4/12/2022	< 0.023	< 0.023	< 0.023	< 0.023	< 0.023	< 0.023	< 0.23	< 0.46	< 0.023	< 1.1
	TRC	SSJ-11-5	5.0	4/12/2022	< 0.067	< 0.067	< 0.067	< 0.067	< 0.067	**0.25**	< 0.67	< 0.067	< 1.3	< 3.3
	TRC	SSJ-DUP-03	5.0	4/12/2022	< 0.013	< 0.013	< 0.013	< 0.013	< 0.013	< 0.013	< 0.13	< 0.26	< 0.013	< 0.64
SSJ-12	TRC	SSJ-12-0.25	0.25	4/12/2022	< 0.011	< 0.011	< 0.011	< 0.011	< 0.011	< 0.011	< 0.11	< 0.22	< 0.011	< 0.55
	TRC	SSJ-12-2.5	2.5	4/12/2022	< 0.11	< 0.11	< 0.11	< 0.11	< 0.11	< 0.11	< 1.1	< 2.2	< 0.11	< 5.5
	TRC	SSJ-DUP-04	2.5	4/12/2022	< 0.0054	< 0.0054	< 0.0054	< 0.0054	< 0.0054	< 0.0054	< 0.054	< 0.11	< 0.0054	< 0.27
	TRC	SSJ-12-5	5.0	4/12/2022	< 0.027	< 0.027	< 0.027	< 0.027	< 0.027	< 0.027	< 0.27	< 0.55	< 0.027	< 1.4
San Francisco Bay RWQCB Tier 1 ESLs for Soil[3]					**NE**	**0.0011**	**NE**	**NE**	**0.12**	**0.00018**	**0.00080**	**NE**	**0.013**	**0.51**
San Francisco Bay RWQCB ESLs Commercial: Shallow Soil Exposure[4]					**NE**	**290**	**NE**	**NE**	**0.53**	**0.28**	**0.78**	**NE**	**4,800**	**2.2**
San Francisco Bay RWQCB ESLs Construction Worker Soil Exposure[4]					**NE**	**74**	**NE**	**NE**	**3.70**	**1.9**	**7.7**	**NE**	**1,200**	**14**

NOTES:

Results in **bold** denote concentrations exceeding Tier 1 screening levels.

< denotes analyte not detected at or exceeding the reporting limit listed.

[1]Depth in feet below ground surface.

[2]Analyzed by U.S. Environmental Protection Agency Method 8260B. Only detected VOCs shown in table; see lab report for full list of analytes.

[3]San Francisco Bay Regional Water Quality Control Board (RWQCB) Tier 1 Environmental Screening Levels (ESLs) for soil, dated 2019 (Rev. 2).

[4]San Francisco Bay RWQCB Direct Exposure Human Health Risk Levels (Table S-1), dated 2019 (Rev. 2).

BHC = hexachlorocyclohexane
DDD = dichlorodiphenyldichloroethane
DDE = dichlorodiphenyldichloroethylene
DDT = dichlorodiphenyltrichloroethane
ESL = Environmental Screening Level
Farallon = Farallon Consulting, L.L.C.
NE = not established
TRC = TRC Solutions, Inc.

Table 10
Soil Analytical Results for Metals
1055 Commercial Court
San Jose, California
Farallon PN: 1071-047

Sample Location	Sampled By	Sample Identification	Sample Depth (feet) [1]	Sample Date	Analytical Results (milligrams per kilogram)[2]															
					Antimony	Arsenic	Barium	Beryllium	Cadmium	Chromium	Cobalt	Copper	Lead	Mercury	Molybdenum	Nickel	Selenium	Silver	Thallium	Vanadium	Zinc
F-1	Farallon	F-1 (2')	2.0	5/23/2019	0.80	5.0	280	< 0.50	0.38	65	13	36	**81**	0.14	1.4	**120**	< 0.50	< 0.50	< 0.50	**51**	79
F-2	Farallon	F-2 (2')	2.0	5/23/2019	0.82	4.3	210	< 0.50	0.51	41	8.0	32	**34**	0.13	2.3	46	< 0.50	< 0.50	< 0.50	**51**	65
F-3	Farallon	F-3 (2')	2.0	5/23/2019	0.66	3.8	160	< 0.50	0.30	34	4.2	22	**68**	0.058	1.4	26	< 0.50	< 0.50	< 0.50	**36**	41
F-4	Farallon	F-4 (2')	2.0	5/23/2019	0.73	5.2	250	< 0.50	0.43	40	7.6	29	31	0.16	0.90	52	< 0.50	< 0.50	< 0.50	**40**	65
F-5	Farallon	F-5 (2')	2.0	5/23/2019	< 0.50	3.0	200	0.59	< 0.25	30	6.3	14	11	0.090	0.99	29	< 0.50	< 0.50	< 0.50	**37**	51
F-7	Farallon	F-7 (2')	2.0	5/23/2019	< 0.50	3.1	220	< 0.50	< 0.25	25	3.7	14	7.3	< 0.050	1.1	24	< 0.50	< 0.50	< 0.50	**25**	27
F-8	Farallon	F-8 (2')	2.0	5/23/2019	< 0.50	2.4	120	< 0.50	< 0.25	40	7.6	29	4.8	< 0.050	0.81	28	< 0.50	< 0.50	< 0.50	**64**	40
F-10	Farallon	F-10 (2')	2.0	5/22/2019	1.1	3.0	240	< 0.50	0.70	100	19	85	**51**	0.13	1.7	**110**	0.61	0.96	< 0.50	**110**	120
F-11	Farallon	F-11 (2')	2.0	5/22/2019	1.5	5.3	290	< 0.50	0.93	76	12	62	**160**	0.11	1.7	**67**	< 0.50	1.8	< 0.50	**68**	**740**
F-12	Farallon	F-12 (2')	2.0	5/21/2019	2.6	7.6	210	< 0.50	1.8	82	9.6	61	**110**	0.60	2.4	83	< 0.50	< 0.50	< 0.50	**32**	**1,500**
F-13	Farallon	F-13 (2')	2.0	5/21/2019	2.2	11	220	0.50	**5.7**	67	13	75	**120**	0.30	2.1	**95**	< 0.50	1.2	< 0.50	**52**	180
F-14	Farallon	F-14 (2')	2.0	5/21/2019	1.7	**12**	310	< 0.50	0.53	71	12	47	**920**	0.32	3.1	84	< 0.50	< 0.50	< 0.50	**42**	140
F-15	Farallon	F-15 (2')	2.0	5/22/2019	2.2	2.6	330	< 0.50	0.55	140	23	110	**58**	0.19	3.5	**99**	0.61	1.4	< 0.50	**130**	330
F-16	Farallon	F-16 (2')	2.0	5/22/2019	1.4	3.8	**860**	< 0.50	0.75	58	11	40	23	0.37	5.1	73	2.4	< 0.50	< 0.50	**78**	94
F-17	Farallon	F-17 (2')	2.0	5/22/2019	1.4	3.3	**480**	< 0.50	0.53	85	16	65	**61**	0.26	2.8	79	1.3	0.73	< 0.50	**100**	140
S-1	Farallon	S-1 (1')	1.0	5/22/2019	1.3	3.2	**640**	< 0.50	0.65	49	11	75	**39**	0.24	2.1	77	1.4	< 0.50	< 0.50	**62**	150
S-2	Farallon	S-2 (1')	1.0	5/22/2019	1.1	3.9	**580**	< 0.50	0.65	88	16	48	24	0.31	2.7	**180**	1.4	< 0.50	< 0.50	**81**	90
S-5	Farallon	S-5 (1')	1.0	5/21/2019	0.63	7.4	150	< 0.50	< 0.25	58	11	25	7.6	0.066	0.59	**89**	< 0.50	< 0.50	< 0.50	**40**	56
S-6	Farallon	S-6 (1')	1.0	5/21/2019	< 0.50	1.2	32	< 0.50	< 0.25	**350**	**68**	22	11	< 0.050	1.0	**1,700**	< 0.50	< 0.50	< 0.50	**43**	60
SV-1	Farallon	SV-1-5.0	5.0	2/11/2022	< 5.00	4.11	**535**	< 5.00	< 5.00	30.5	7.50	20.7	3.88	< 0.50	< 5.00	25.9	< 5.00	< 1.00	< 5.00	**29.6**	27.8
	Farallon	SV-1-10.0	10.0	2/11/2022	< 5.00	6.40	194	< 5.00	< 5.00	66.0	13.4	37.6	14.1	< 0.50	< 5.00	**98.0**	< 5.00	< 1.00	< 5.00	**37.4**	64.5
SV-2	Farallon	SV-2-5.0	5.0	2/11/2022	< 5.00	6.70	213	< 5.00	< 5.00	51.5	12.6	41.9	**53.0**	< 0.50	< 5.00	**88.5**	< 5.00	< 1.00	< 5.00	**35.4**	86.5
	Farallon	SV-2-8.0	8.0	2/11/2022	< 5.00	**12.2**	245	< 5.00	< 5.00	72.0	18.9	49.3	21.8	< 0.50	< 5.00	**107**	< 5.00	< 1.00	< 5.00	**54.5**	87.0
SV-3	Farallon	SV-3-5.0	5.0	2/11/2022	< 5.00	9.65	166	< 5.00	< 5.00	61.0	16.8	48.3	27.0	< 0.50	< 5.00	**97.0**	< 5.00	< 1.00	< 5.00	**42.5**	81.5
	Farallon	SV-3-10.0	10.0	2/11/2022	< 5.00	7.85	196	< 5.00	< 5.00	63.0	16.7	43.9	15.5	< 0.50	< 5.00	**92.0**	< 5.00	< 1.00	< 5.00	**46.9**	85.0
SV-4	Farallon	SV-4-5.0	5.0	2/11/2022	< 5.00	4.32	135	< 5.00	< 5.00	17.8	6.25	18.8	12.3	< 0.50	< 5.00	40.9	< 5.00	< 1.00	< 5.00	**22.1**	28.2
	Farallon	SV-4-10.0	10.0	2/11/2022	< 5.00	6.70	183	< 5.00	< 5.00	57.5	14.0	41.6	**45.1**	< 0.50	< 5.00	**91.5**	< 5.00	< 1.00	< 5.00	**36.4**	87.0
San Francisco Bay RWQCB Tier 1 ESLs for Soil[3]					**11**	**11[5]**	**390**	**5**	**1.9**	**160**	**23**	**180**	**32**	**13**	**6.9**	**86**	**2.4**	**25**	**0.78**	**18**	**340**
San Francisco Bay RWQCB ESLs Commercial: Shallow Soil Exposure[4]					**160**	**0.31**	**220,000**	**230**	**1,100**	**1,800,000**	**350**	**47,000**	**320**	**190**	**5,800**	**11,000**	**5,800**	**5,800**	**12**	**5,800**	**350,000**
San Francisco Bay RWQCB ESLs Construction Worker Soil Exposure[4]					**50**	**0.98**	**3,000**	**27**	**51**	**NE**	**28**	**14,000**	**160**	**44**	**1,800**	**86**	**1,700**	**1,800**	**3.5**	**470**	**110,000**

Table 10
Soil Analytical Results for Metals
1055 Commercial Court
San Jose, California
Farallon PN: 1071-047

Sample Location	Sampled By	Sample Identification	Sample Depth (feet) [1]	Sample Date	Analytical Results (milligrams per kilogram)[2]															
					Antimony	Arsenic	Barium	Beryllium	Cadmium	Chromium	Cobalt	Copper	Lead	Mercury	Molybdenum	Nickel	Selenium	Silver	Thallium	Vanadium	Zinc
SV-5	Farallon	SV-5-5.0	5.0	2/11/2022	< 5.00	2.40	57.0	< 5.00	< 5.00	9.55	< 5.00	5.55	< 3.00	< 0.50	< 5.00	5.25	< 5.00	< 1.00	< 5.00	**7.35**	7.50
	Farallon	SV-5-10.0	10.0	2/11/2022	< 5.00	7.90	183	< 5.00	< 5.00	81.5	12.8	53.0	**78.5**	< 0.50	< 5.00	**97.5**	< 5.00	< 1.00	< 5.00	**34.8**	79.0
SV-6	Farallon	SV-6-5.0	5.0	2/11/2022	< 5.00	10.9	163	< 5.00	< 5.00	47.9	11.9	43.6	**196**	< 0.50	< 5.00	70.5	< 5.00	< 1.00	< 5.00	**35.5**	78.0
	Farallon	SV-6-10.0	10.0	2/11/2022	< 5.00	**12.0**	272	< 5.00	< 5.00	66.0	18.2	59.0	**199**	< 0.50	< 5.00	**100**	< 5.00	< 1.00	< 5.00	**49.4**	176
SV-7	Farallon	SV-7-5.0	5.0	2/11/2022	< 5.00	7.75	271	< 5.00	< 5.00	67.0	19.3	75.5	**386**	< 0.50	< 5.00	**102**	< 5.00	< 1.00	< 5.00	**49.0**	179
	Farallon	SV-7-10.0	10.0	2/11/2022	< 5.00	8.10	269	< 5.00	< 5.00	65.5	19.4	51.5	17.9	< 0.50	< 5.00	**98.0**	< 5.00	< 1.00	< 5.00	**49.4**	79.0
SV-8	Farallon	SV-8-5.0	5.0	3/29/2022	< 2.6	7.4	190	< 0.43	< 0.43	61	14	32	24	< 0.16	< 0.86	**99**	< 2.6	< 0.43	< 2.6	**42**	75
	Farallon	SV-8-7.5	7.5	3/29/2022	< 2.9	8.9	200	< 0.48	< 0.48	65	16	38	18	< 0.14	< 0.96	**100**	< 2.9	< 0.48	< 2.9	**48**	69
SV-9	Farallon	SV-9-5.0	5.0	3/30/2022	< 2.5	8.2	240	< 0.42	1.1	71	17	45	**3,100**	0.25	< 0.85	**100**	< 2.5	< 0.42	< 2.5	**50**	110
	Farallon	SV-9-8.0	8.0	3/30/2022	2.9	9.3	190	< 0.49	< 0.49	92	13	64	**520**	< 0.14	**7.4**	66	< 2.9	< 0.49	< 2.9	**22**	280
SV-10	Farallon	SV-10-5.0	5.0	3/29/2022	< 3.1	6.5	170	< 0.52	< 0.52	55	12	33	19	< 0.15	< 1	82	< 3.1	< 0.52	< 3.1	**48**	82
	Farallon	SV-10-10.0	10.0	3/29/2022	< 2.9	11	220	< 0.49	0.83	61	11	**720**	**210**	0.23	2.4	78	< 2.9	0.83	< 2.9	**47**	280
MW-1	Farallon	MW-1-10.0	10.0	3/29/2022	< 2.8	8.5	260	< 0.47	**14**	71	15	150	**140**	0.50	4.1	74	< 2.8	1.5	< 2.8	**37**	320
	Farallon	MW-1-14.0	14.0	3/29/2022	< 3.0	4.3	140	< 0.51	0.54	64	8.9	55	**170**	0.59	4.9	50	< 3.0	< 0.51	< 3.0	**22**	140
MW-4	Farallon	MW-4-7.0	7.0	3/30/2022	< 3.1	8.0	260	< 0.52	0.82	73	11	120	**230**	0.47	2.0	83	< 3.1	< 0.52	< 3.1	**32**	**420**
MW-6	Farallon	MW-6-14.0	14.0	3/30/2022	< 2.5	8.5	220	< 0.42	0.79	80	13	47	**210**	0.27	< 0.85	**100**	< 2.5	< 0.42	< 2.5	**55**	250
	Farallon	MW-6-16.0	16.0	3/30/2022	< 3.1	10	**580**	< 0.52	1.4	100	15	130	**520**	0.42	2.4	86	< 3.1	1.0	< 3.1	**48**	**470**
SSJ-01	TRC	SSJ-01-0.25	0.25	4/12/2022	< 3.2	2.7	190	< 0.54	< 0.54	59	13	62	**75**	0.16	1.1	75	< 3.2	< 0.54	< 3.2	**73**	79
	TRC	SSJ-01-2.5	2.5	4/12/2022	< 3.6	11	300	< 0.6	< 0.6	79	21	52	**50**	< 0.17	< 1.2	**120**	< 3.6	< 0.6	< 3.6	**62**	100
	TRC	SSJ-01-5	5.0	4/12/2022	< 3.5	12	210	< 0.58	< 0.58	100	15	120	**370**	2.7	**10**	**120**	< 3.5	< 0.58	< 3.5	**40**	**660**
SSJ-02	TRC	SSJ-02-0.25	0.25	4/12/2022	< 3.4	11	260	< 0.56	< 0.56	74	19	43	13	< 0.19	< 1.1	**110**	< 3.4	< 0.56	< 3.4	**55**	81
	TRC	SSJ-02-2.5	2.5	4/12/2022	< 3.2	9.2	220	< 0.53	< 0.53	67	16	36	11	< 0.18	< 1.1	**100**	< 3.2	< 0.53	< 3.2	**47**	68
	TRC	SSJ-02-5	5.0	4/12/2022	< 2.7	8.1	180	< 0.45	< 0.45	62	15	31	9.7	< 0.17	< 0.91	**99**	< 2.7	< 0.45	< 2.7	**41**	60
SSJ-03	TRC	SSJ-03-0.25	0.25	4/12/2022	< 3.4	10	230	< 0.57	< 0.57	70	18	43	18	< 0.17	< 1.1	**110**	< 3.4	< 0.57	< 3.4	**52**	83
	TRC	SSJ-03-2.5	2.5	4/12/2022	< 3	9.5	200	< 0.49	< 0.49	67	17	38	11	< 0.17	< 0.99	**100**	< 3	< 0.49	< 3	**47**	72
	TRC	SSJ-03-4	4.0	4/12/2022	< 3.3	9.3	270	< 0.54	< 0.54	66	16	38	11	< 0.19	< 1.1	**100**	< 3.3	< 0.54	< 3.3	**50**	71
SSJ-04	TRC	SSJ-04-0.25	0.25	4/12/2022	< 3.4	4.6	81	< 0.56	< 0.56	24	1.6	10	4.4	< 0.16	< 1.1	8.8	< 3.4	< 0.56	< 3.4	15	21
	TRC	SSJ-04-2.5	2.5	4/12/2022	< 3.3	3.6	96	< 0.55	< 0.55	22	2.7	12	4.0	< 0.17	< 1.1	12	< 3.3	< 0.55	< 3.3	**19**	20
	TRC	SSJ-04-5	5.0	4/12/2022	< 3.4	5.7	100	< 0.57	< 0.57	21	2.9	18	16	< 0.16	1.7	14	< 3.4	< 0.57	< 3.4	**19**	25
San Francisco Bay RWQCB Tier 1 ESLs for Soil[3]					**11**	**11[5]**	**390**	**5**	**1.9**	**160**	**23**	**180**	**32**	**13**	**6.9**	**86**	**2.4**	**25**	**0.78**	**18**	**340**
San Francisco Bay RWQCB ESLs Commercial: Shallow Soil Exposure[4]					**160**	**0.31**	**220,000**	**230**	**1,100**	**1,800,000**	**350**	**47,000**	**320**	**190**	**5,800**	**11,000**	**5,800**	**5,800**	**12**	**5,800**	**350,000**
San Francisco Bay RWQCB ESLs Construction Worker Soil Exposure[4]					**50**	**0.98**	**3,000**	**27**	**51**	**NE**	**28**	**14,000**	**160**	**44**	**1,800**	**86**	**1,700**	**1,800**	**3.5**	**470**	**110,000**

Table 10
Soil Analytical Results for Metals
1055 Commercial Court
San Jose, California
Farallon PN: 1071-047

Sample Location	Sampled By	Sample Identification	Sample Depth (feet) [1]	Sample Date	Analytical Results (milligrams per kilogram)[2]															
					Antimony	Arsenic	Barium	Beryllium	Cadmium	Chromium	Cobalt	Copper	Lead	Mercury	Molybdenum	Nickel	Selenium	Silver	Thallium	Vanadium	Zinc
SSJ-05	TRC	SSJ-05-0.25	0.25	4/12/2022	< 3.3	8.3	300	< 0.56	< 0.56	74	15	52	**71**	< 0.18	< 1.1	**110**	< 3.3	< 0.56	< 3.3	**49**	100
	TRC	SSJ-05-5	5.0	4/12/2022	< 3.9	**13**	**620**	< 0.65	1.7	84	18	170	**490**	0.54	2.0	**100**	< 3.9	< 0.65	< 3.9	**49**	**1,000**
SSJ-06	TRC	SSJ-06-0.25	0.25	4/12/2022	< 3.6	3.6	92	< 0.6	< 0.6	17	1.8	10	6.6	< 0.18	< 1.2	9.4	< 3.6	< 0.6	< 3.6	16	24
	TRC	SSJ-06-2.5	2.5	4/12/2022	< 3.5	3.5	100	< 0.58	< 0.58	15	2	8.6	7.3	< 0.17	< 1.2	8.2	< 3.5	< 0.58	< 3.5	12	19
	TRC	SSJ-06-5	5.0	4/12/2022	< 4.1	25	350	< 0.68	< 0.68	75	16	72	**190**	1.5	2.2	**110**	< 4.1	< 0.68	< 4.1	**43**	340
SSJ-07	TRC	SSJ-07-0.25	0.25	4/12/2022	< 3.3	6.1	280	< 0.55	< 0.55	72	16	52	**50**	< 0.18	< 1.1	**110**	< 3.3	< 0.55	< 3.3	**49**	88
	TRC	SSJ-07-2.5	2.5	4/12/2022	< 3.8	**12**	310	< 0.64	< 0.64	94	22	63	**59**	< 0.19	< 1.3	**140**	< 3.8	< 0.64	< 3.8	**62**	140
	TRC	SSJ-07-5	5.0	4/12/2022	< 3.3	4.8	130	< 0.54	< 0.54	53	9	19	30	< 0.17	2.1	66	< 3.3	< 0.54	< 3.3	**50**	51
SSJ-08	TRC	SSJ-08-0.25	0.25	4/12/2022	< 2.9	2.3	230	< 0.49	< 0.49	60	12	62	11	< 0.17	1.9	50	< 2.9	< 0.49	< 2.9	**110**	67
	TRC	SSJ-08-1.5	1.5	4/12/2022	< 2.8	3.8	200	< 0.46	< 0.46	29	3.6	19	8.2	< 0.16	< 0.92	23	< 2.8	< 0.46	< 2.8	**40**	35
	TRC	SSJ-08-3.25	3.3	4/12/2022	< 3.2	2.6	230	< 0.53	< 0.53	78	10	16	11	0.21	< 1.1	**150**	< 3.2	< 0.53	< 3.2	**37**	51
SSJ-09	TRC	SSJ-09-0.25	0.25	4/12/2022	< 3.4	4.2	250	< 0.57	< 0.57	51	7	28	10	< 0.18	< 1.1	52	< 3.4	< 0.57	< 3.4	**50**	44
	TRC	SSJ-09-2.5	2.5	4/12/2022	< 3.6	4.7	300	< 0.6	< 0.6	55	6.9	23	9.8	< 0.18	1.6	59	< 3.6	< 0.6	< 3.6	**61**	47
	TRC	SSJ-DUP-1	2.5	4/12/2022	< 3.2	4.8	250	< 0.54	< 0.54	59	7.9	25	11	< 0.18	1.2	61	< 3.2	< 0.54	< 3.2	**54**	52
	TRC	SSJ-09-5	5.0	4/12/2022	< 3.3	9.8	250	< 0.54	< 0.54	81	18	46	**39**	0.81	< 1.1	**120**	< 3.3	< 0.54	< 3.3	**56**	95
SSJ-10	TRC	SSJ-10-0.25	0.25	4/12/2022	< 3.1	5.2	140	< 0.52	< 0.52	46	7.8	26	**34**	< 0.19	2.6	85	< 3.1	< 0.52	< 3.1	**22**	39
	TRC	SSJ-DUP-2	0.25	4/12/2022	< 3.6	**12**	**410**	< 0.6	< 0.6	130	**29**	**3,600**	**190**	< 0.18	< 1.2	**410**	< 3.6	< 0.6	< 3.6	**36**	**1,700**
	TRC	SSJ-10-2.5	2.5	4/12/2022	< 3.5	10	180	< 0.59	< 0.59	62	12	**340**	**130**	0.25	2	**130**	< 3.5	< 0.59	< 3.5	**36**	160
	TRC	SSJ-10-5	5.0	4/12/2022	< 3.7	**15**	300	< 0.62	< 0.62	84	20	160	31	0.27	1.4	**130**	< 3.7	< 0.62	< 3.7	**57**	190
SSJ-11	TRC	SSJ-11-0.25	0.25	4/12/2022	< 3.2	4.5	**450**	< 0.54	< 0.54	27	6.5	23	5.0	< 0.15	1.2	34	< 3.2	< 0.54	< 3.2	**27**	30
	TRC	SSJ-11-2.5	2.50	4/12/2022	< 3.1	6.1	190	< 0.52	< 0.52	25	7.3	29	5.2	< 0.18	1.8	16	< 3.1	< 0.52	< 3.1	**24**	19
	TRC	SSJ-11-5	5.0	4/12/2022	< 3.8	9.4	280	< 0.63	1.1	82	20	60	**190**	0.27	< 1.3	**130**	< 3.8	1.1	< 3.8	**57**	**3,300**
	TRC	SSJ-DUP-3	5.0	4/12/2022	< 3.7	7.1	280	< 0.62	< 0.62	78	16	49	**56**	< 0.21	< 1.2	**120**	< 3.7	< 0.62	< 3.7	**47**	120
San Francisco Bay RWQCB Tier 1 ESLs for Soil[3]					**11**	**11[5]**	**390**	**5**	**1.9**	**160**	**23**	**180**	**32**	**13**	**6.9**	**86**	**2.4**	**25**	**0.78**	**18**	**340**
San Francisco Bay RWQCB ESLs Commercial: Shallow Soil Exposure[4]					**160**	**0.31**	**220,000**	**230**	**1,100**	**1,800,000**	**350**	**47,000**	**320**	**190**	**5,800**	**11,000**	**5,800**	**5,800**	**12**	**5,800**	**350,000**
San Francisco Bay RWQCB ESLs Construction Worker Soil Exposure[4]					**50**	**0.98**	**3,000**	**27**	**51**	**NE**	**28**	**14,000**	**160**	**44**	**1,800**	**86**	**1,700**	**1,800**	**3.5**	**470**	**110,000**

Table 10
Soil Analytical Results for Metals
1055 Commercial Court
San Jose, California
Farallon PN: 1071-047

Sample Location	Sampled By	Sample Identification	Sample Depth (feet) [1]	Sample Date	Analytical Results (milligrams per kilogram)[2]															
					Antimony	Arsenic	Barium	Beryllium	Cadmium	Chromium	Cobalt	Copper	Lead	Mercury	Molybdenum	Nickel	Selenium	Silver	Thallium	Vanadium	Zinc
SSJ-12	TRC	SSJ-12-0.25	0.25	4/12/2022	< 3.2	5	**770**	< 0.53	< 0.53	58	12	39	32	0.17	1.6	77	< 3.2	< 0.53	< 3.2	**48**	74
	TRC	SSJ-12-2.5	2.50	4/12/2022	< 2.9	5.4	210	< 0.48	< 0.48	37	6.9	30	**44**	< 0.16	< 0.96	54	< 2.9	< 0.48	< 2.9	**32**	54
	TRC	SSJ-DUP-4	2.5	4/12/2022	< 3.4	3.3	**850**	< 0.57	< 0.57	45	11	27	5.7	0.19	< 1.1	62	< 3.4	< 0.57	< 3.4	**55**	53
	TRC	SSJ-12-5	5.0	4/12/2022	< 3.6	11	**640**	< 0.61	< 0.61	86	18	**1,200**	**150**	0.29	1.7	**190**	< 3.6	< 0.61	< 3.6	**38**	**760**
San Francisco Bay RWQCB Tier 1 ESLs for Soil[3]					**11**	**11[5]**	**390**	**5**	**1.9**	**160**	**23**	**180**	**32**	**13**	**6.9**	**86**	**2.4**	**25**	**0.78**	**18**	**340**
San Francisco Bay RWQCB ESLs Commercial: Shallow Soil Exposure[4]					**160**	**0.31**	**220,000**	**230**	**1,100**	**1,800,000**	**350**	**47,000**	**320**	**190**	**5,800**	**11,000**	**5,800**	**5,800**	**12**	**5,800**	**350,000**
San Francisco Bay RWQCB ESLs Construction Worker Soil Exposure[4]					**50**	**0.98**	**3,000**	**27**	**51**	**NE**	**28**	**14,000**	**160**	**44**	**1,800**	**86**	**1,700**	**1,800**	**3.5**	**470**	**110,000**

NOTES:

Results in **bold** denote concentrations exceeding Tier 1 screening levels and established background concentrations.

Results higlighted yellow denote concentrations exceeding commercial or construction worker screening levels and established background concentrations.

< denotes analyte not detected at or exceeding the laboratory reporting limit listed.

B = analyte was detected in the associated method blank

Farallon = Farallon Consulting, L.L.C.

TRC = TRC Solutions, Inc.

[1]Depth in feet below ground surface.

[2]Analyzed by U.S. Environmental Protection Agency Methods 6020/6010B/7471B.

[3]San Francisco Bay Regional Water Quality Control Board (RWQCB) Tier 1 Environmental Screening Levels (ESLs) for soil, dated 2019 (Rev. 2).

[4]San Francisco Bay RWQCB Direct Exposure Human Health Risk Levels (Table S-1), dated 2019 (Rev. 2).

[5]San Francisco Bay Area background arsenic concentration in soils. Establishing Background Arsenic in Soil of the Urbanized San Franciso Bay Region, dated December 2011. Accessed at: https://www.waterboards.ca.gov/sanfranciscobay/water_issues/available_documents/2011_Arsenic_Background_Duverge.pdf

Table 11
Groundwater Analytical Results for TPH
1055 Commercial Court
San Jose, California
Farallon PN: 1071-047

Sample Location	Sampled By	Sample Date	Sample Identification	Analytical Results (micrograms per liter)[1]			
				GRO	DRO	ORO	TPH_extended (C32-C40)[3]
Reconnaissance Boring Groundwater Samples							
F-2	Farallon	5/23/2019	F-2	**160**	**2,800**	15,000	---
F-3	Farallon	5/23/2019	F-3	**140**	**940**	2,700	---
F-4	Farallon	5/23/2019	F-4	**660**	**1,700**	7,000	---
F-5	Farallon	5/23/2019	F-5	**240**	**5,800**	16,000	---
F-7	Farallon	5/23/2019	F-7	**390**	**2,700**	10,000	---
F-8	Farallon	5/23/2019	F-8	**1,100**	**43,000**	110,000	---
F-10	Farallon	5/22/2019	F-10	52	**3,900**	24,000	---
F-11	Farallon	5/22/2019	F-11	**610**	**3,400**	3,700	---
F-12	Farallon	5/21/2019	F-12	**1,400**	**5,100**	6,900	---
F-13	Farallon	5/21/2019	F-13	91	**14,000**	23,000	---
F-14	Farallon	5/21/2019	F-14	< 50	**360**	2,500	---
F-15	Farallon	5/22/2019	F-15	< 50	**510**	2,000	---
F-16	Farallon	5/22/2019	F-16	**160**	**8,900**	54,000	---
F-17	Farallon	5/22/2019	F-17	82	**9,700**	79,000	---
SSJ-01	TRC	4/12/2022	SSJ-01-20	< 100	**500**	< 300	---
SSJ-04	TRC	4/12/2022	SSJ-04-15	**200**	**2,000**	< 300	---
Monitoring Well Groundwater Samples							
MW-1	Farallon	4/12/2022	MW-1	38.0 B J	< 100	< 100	< 100
MW-2	Farallon	4/12/2022	MW-2	**182** B	**8,580**	2,280 J	741
MW-3	Farallon	4/12/2022	MW-3	71.7 B J	**132**	186 J	35.0 J
San Francisco Bay RWQCB Tier 1 ESLs for Groundwater[4]				**100**	**100**	**NE**	**NE**
Maximum Contaminant Level (MCL) Priority[5]				**760**	**200**	**NE**	**NE**

Table 11
Groundwater Analytical Results for TPH
1055 Commercial Court
San Jose, California
Farallon PN: 1071-047

Sample Location	Sampled By	Sample Date	Sample Identification	Analytical Results (micrograms per liter)[1]			
				GRO	DRO	ORO	TPH_extended (C32-C40)[3]
MW-4	Farallon	4/12/2022	MW-4	**386** B	**379**	309 J	61.0 J
MW-5	Farallon	4/12/2022	MW-5	82.1 B J	**872**	721	242
MW-6	Farallon	4/12/2022	MW-6	**200** B	**4,540**	2,450 J	1,120
MW-7	Farallon	4/12/2022	MW-7	**292** B	**6,410**	2,820 J	912
MW-8	Farallon	4/12/2022	MW-8	**225** B	**5,030**	2,860	862
MW-9	Farallon	4/12/2022	MW-9	**305** B	**12,400**	4,640	1,350
MW-10	Farallon	4/13/2022	MW-10	**140** B	**7,750**	3,450	1,280
San Francisco Bay RWQCB Tier 1 ESLs for Groundwater[4]				**100**	**100**	**NE**	**NE**
Maximum Contaminant Level (MCL) Priority[5]				**760**	**200**	**NE**	**NE**

NOTES:

Results in **bold** denote concentrations exceeding Tier 1 screening levels.

< denotes analyte not detected at or exceeding the reporting limit listed.

--- denotes samples not analyzed

[1]Analyzed by U.S. Environmental Protection Agency Method 8015B.

[3]ORO is not soluble. ORO detections in water most likely are petroleum degradates. If the detections are degradates, add DRO and ORO and compare to the DRO criterion.

[4]San Francisco Bay Regional Water Quality Control Board (RWQCB) Tier 1 Environmental Screening Levels (ESLs) for groundwater dated January 2019.

[5]San Francisco Bay RWQCB Direct Exposure Human Health Risk Levels (Table GW-1), dated 2019 (Rev. 2).

B = analyte detected in associated method blank

ESL = Environmental Screening Level

Farallon = Farallon Consulting, L.L.C.

J = result is an estimate

DRO = total petroleum hydrocarbons (TPH) as diesel-range organics

GRO = TPH as gasoline-range organics

ORO = TPH as motor oil-range organics

TRC = TRC Solutions, Inc.

Table 12
Groundwater Analytical Results for Detected VOCs
1055 Commercial Court
San Jose, California
Farallon PN: 1071-047

Sample Location	Sampled By	Sample Date	Sample Identification	Analytical Results (micrograms per liter)[1]															
				1,1-Dichloroethene	1,2,3-Trimethylbenzene	1,2,4-Trimethylbenzene	1,2-Dichlorobenzene	1,2-Dichloroethane	1,3,5-Trimethylbenzene	1,3-Dichlorobenzene	1,3-Dichloropropene	1,4-Dichlorobenzene	2-Butanone (Methyl Ethyl Ketone)	4-Methyl-2-Pentanone (MIBK)	Acetone	Benzene	Carbon Disulfide	Chlorobenzene	cis-1,2-Dichloroethene
Reconnaissance Boring Groundwater Samples																			
F-2	Farallon	5/23/2019	F-2	< 0.010	---	< 0.50	< 0.50	0.022	< 0.50	< 0.50	< 0.50	< 0.50	< 5.0	< 0.50	< 10	**0.64**	< 0.50	3.0	< 0.50
F-3	Farallon	5/23/2019	F-3	< 0.010	---	0.70	< 0.50	< 0.010	< 0.50	< 0.50	< 0.50	< 0.50	< 5.0	< 0.50	< 10	**1.4**	< 0.50	0.85	< 0.50
F-4	Farallon	5/23/2019	F-4	< 0.010	---	< 0.50	< 0.50	< 0.010	< 0.50	< 0.50	< 0.50	**4.3**	< 5.0	< 0.50	12	**0.55**	0.51	1.9	< 0.50
F-5	Farallon	5/23/2019	F-5	< 0.010	---	< 0.50	1.8	< 0.010	< 0.50	< 0.50	**0.75**	**3.4**	< 5.0	< 0.50	< 10	**2.2**	0.77	19	< 0.50
F-7	Farallon	5/23/2019	F-7	< 0.010	---	1.4	0.52	< 0.010	< 0.50	< 0.50	< 0.50	**4.4**	< 5.0	0.69	< 10	**0.64**	< 0.50	1.8	< 0.50
F-8	Farallon	5/23/2019	F-8	0.36	---	4.6	< 0.50	< 0.010	< 0.50	< 0.50	< 0.50	**3.2**	< 5.0	< 0.50	< 10	**7.6**	< 0.50	21	< 0.50
F-10	Farallon	5/22/2019	F-10	< 0.010	---	< 0.50	< 0.50	< 0.010	< 0.50	< 0.50	< 0.50	< 0.50	< 5.0	< 0.50	< 10	**1.4**	< 0.50	< 0.50	< 0.50
F-11	Farallon	5/22/2019	F-11	< 0.010	---	3.5	< 0.50	0.019	1.3	< 0.50	< 0.50	< 0.50	< 5.0	< 0.50	< 10	**23**	< 0.50	1.6	< 0.50
F-12	Farallon	5/21/2019	F-12	0.18	---	12	< 2.5	< 0.05	< 2.5	< 2.5	< 2.5	< 2.5	< 25	< 2.5	< 50	< 1	< 2.5	< 2.5	**50**
F-13	Farallon	5/21/2019	F-13	< 0.010	---	1.3	< 0.50	< 0.010	0.50	< 0.50	< 0.50	< 0.50	< 5.0	< 0.50	< 10	**0.74**	< 0.50	< 0.50	< 0.50
F-14	Farallon	5/21/2019	F-14	0.25	---	< 5.0	< 5.0	< 0.10	< 5.0	< 5.0	< 5.0	< 5.0	< 50	< 5.0	< 100	< 2	< 5.0	< 5.0	**99**
F-15	Farallon	5/22/2019	F-15	< 0.010	---	< 0.50	< 0.50	< 0.010	< 0.50	< 0.50	< 0.50	< 0.50	< 5.0	< 0.50	< 10	< 0.2	< 0.50	< 0.50	< 0.50
F-16	Farallon	5/22/2019	F-16	< 0.05	---	4.7	< 2.5	< 0.05	< 2.5	< 2.5	< 2.5	< 2.5	< 25	< 2.5	< 50	< 1	< 2.5	< 2.5	< 2.5
F-17	Farallon	5/22/2019	F-17	< 0.010	---	< 0.50	< 0.50	< 0.010	< 0.50	< 0.50	< 0.50	< 0.50	< 5.0	< 0.50	< 10	0.25	< 0.50	< 0.50	< 0.50
SSJ-01	TRC	4/12/2022	SSJ-01-20	< 0.5	---	< 0.5	< 0.5	< 0.5	< 0.5	< 0.5	---	< 0.5	< 5	< 5	< 12	< 0.5	---	< 0.5	< 0.5
SSJ-04	TRC	4/12/2022	SSJ-04-15	< 0.5	---	< 0.5	< 0.5	< 0.5	< 0.5	< 0.5	---	0.7	< 5	< 5	< 12	< 0.5	---	3.3	< 0.5
Monitoring Well Groundwater Samples																			
MW-1	Farallon	4/12/2022	MW-1	< 1.00	< 1.00	< 1.00	< 1.00	< 1.00	< 1.00	< 1.00	---	< 1.00	< 10.0	< 10.0	< 50.0	< 1.00	---	< 1.00	< 1.00
MW-2	Farallon	4/12/2022	MW-2	< 1.00	< 1.00	< 1.00	< 1.00	< 1.00	< 1.00	< 1.00	---	0.222 J	< 10.0	1.46 J	< 50.0	0.397 J	---	0.251 J	4.29
MW-3	Farallon	4/12/2022	MW-3	< 1.00	< 1.00	< 1.00	< 1.00	< 1.00	< 1.00	< 1.00	---	< 1.00	< 10.0	< 10.0	< 50.0	< 1.00	---	< 1.00	< 1.00
MW-4	Farallon	4/12/2022	MW-4	2.02	< 1.00	< 1.00	< 1.00	< 1.00	< 1.00	< 1.00	---	< 1.00	< 10.0	< 10.0	< 50.0	0.361 J	---	< 1.00	**585**
MW-5	Farallon	4/12/2022	MW-5	< 1.00	< 1.00	< 1.00	< 1.00	< 1.00	< 1.00	< 1.00	---	< 1.00	< 10.0	< 10.0	< 50.0	< 1.00	---	< 1.00	0.319 J
MW-6	Farallon	4/12/2022	MW-6	< 1.00	2.68	2.59	< 1.00	< 1.00	0.840 J	< 1.00	---	0.964 J	6.81 J	2.69 J	22.7 J	**2.23**	---	0.264 J	0.417 J
MW-7	Farallon	4/12/2022	MW-7	< 1.00	0.194 J	< 1.00	1.65	< 1.00	< 1.00	0.32 J	---	**4.64**	2.96 J	< 10.0	< 50.0	**4.94**	---	**32.9**	0.144 J
MW-8	Farallon	4/12/2022	MW-8	< 1.00	0.166 J	< 1.00	0.116 J	< 1.00	< 1.00	< 1.00	---	1.26	2.48 J	< 10.0	< 50.0	0.256 J	---	3.20	< 1.00
MW-9	Farallon	4/12/2022	MW-9	< 1.00	0.595 J	0.486 J	0.315 J	< 1.00	< 1.00	< 1.00	---	**2.96**	2.68 J	< 10.0	< 50.0	**1.13**	---	4.23	0.149
MW-10	Farallon	4/13/2022	MW-10	< 1.00	< 1.00	< 1.00	< 1.00	< 1.00	< 1.00	< 1.00	---	0.409 J	2.61 J	< 10.0	< 50.0	**0.733** J	---	4.65	< 1.00
San Francisco Bay RWQCB Tier 1 ESLs for Groundwater[2]				**3.2**	**NE**	**NE**	**14**	**0.50**	**NE**	**65**	**0.50**	**2.6**	**5,600**	**120**	**1,500**	**0.42**	**NE**	**25**	**6.0**
San Francisco Bay RWQCB ESLs Vapor Intrusion Human Health Risk Levels: Commercial/Industrial[3]				**280**	**NE**	**NE**	**11,000**	**9.8**	**NE**	**NE**	**5.1**	**11**	**9,500,000**	**2,300,000**	**97,000,000**	**1.8**	**NE**	**1,700**	**210**
Maximum Contaminant Level (MCL) Priority[3]				**6**	**NE**	**NE**	**100**	**0.50**	**NE**	**600**	**0.50**	**5.0**	**5,600**	**120**	**14,000**	**1.0**	**NE**	**70**	**6.0**

NOTES:

Results in **bold** denote concentrations exceeding Tier 1 ESLs.

Results highlighted yellow denote concentrations exceeding vapor intrusion commercial screening levels.

< denotes analyte not detected at or exceeding the reporting limit listed.

[1]Analyzed by U.S. Environmental Protection Agency Method 8260B. Only detected VOCs shown in table; see lab report for full list of analytes.

[2]San Francisco Bay Regional Water Quality Control Board (RWQCB) Tier 1 Environmental Screening Levels (ESLs) for groundwater, dated 2019 (Rev. 2).

[3]San Francisco Bay RWQCB Groundwater Direct Exposure Human Health Risk Levels (Table GW-1) and Vapor Intrusion Human Health Risk Levels (Table GW-3), dated 2019 (Rev. 2).

Farallon = Farallon Consulting, L.L.C.

NE = not established

TRC = TRC Solutions, Inc.

VOCs = volatile organic compounds

Table 12
Groundwater Analytical Results for Detected VOCs
1055 Commercial Court
San Jose, California
Farallon PN: 1071-047

Sample Location	Sampled By	Sample Date	Sample Identification	Analytical Results (micrograms per liter)[1]										Analytical Results (micrograms per liter)[1]							
				Diisopropyl Ether	Ethylbenzene	Isopropylbenzene	Methyl Tertiary Butyl Ether (MTBE)	Naphthalene	n-Butylbenzene	n-Propylbenzene	p-Isopropyltoluene	sec-Butylbenzene	tert-Butyl Alcohol	Tetrachloroethene (PCE)	Toluene	trans-1,2-Dichloroethene	Trichloroethene (TCE)	Vinyl Chloride	m,p-Xylene	o-Xylene	Xylenes (total)
Reconnaissance Boring Groundwater Samples																					
F-2	Farallon	5/23/2019	F-2	< 0.50	< 0.50	1.3	3.1	**0.24**	< 0.50	< 0.50	< 0.50	< 0.50	**24**	< 0.20	< 0.50	< 0.50	< 0.20	**0.16**	< 0.50	< 0.50	< 0.50
F-3	Farallon	5/23/2019	F-3	< 0.50	1.8	0.64	2.4	**0.70**	< 0.50	< 0.50	< 0.50	< 0.50	**39**	< 0.20	0.87	< 0.50	< 0.20	**0.084**	4.6	1.3	5.9
F-4	Farallon	5/23/2019	F-4	< 0.50	**16**	< 0.50	**5.6**	**0.46**	< 0.50	< 0.50	< 0.50	< 0.50	**94**	< 0.20	1.6	< 0.50	< 0.20	**0.039**	**55**	**13**	**69**
F-5	Farallon	5/23/2019	F-5	0.75	1.4	< 0.50	2.6	**0.39**	0.56	< 0.50	< 0.50	< 0.50	**79**	< 0.20	< 0.50	< 0.50	< 0.20	**0.060**	3.8	< 0.50	3.8
F-7	Farallon	5/23/2019	F-7	< 0.50	0.71	3.9	2.5	**5.9**	1.4	1.7	0.69	0.54	**15**	< 0.20	< 0.50	< 0.50	< 0.20	**0.085**	2.4	0.99	3.4
F-8	Farallon	5/23/2019	F-8	< 0.50	**5.1**	1.4	< 0.50	**8.0**	6.6	1.9	3.2	1.6	**130**	< 0.20	< 0.50	< 0.50	< 0.20	**0.13**	7.7	1.6	9.2
F-10	Farallon	5/22/2019	F-10	< 0.50	< 0.50	< 0.50	**28**	**0.49**	< 0.50	< 0.50	< 0.50	< 0.50	**91**	< 0.20	< 0.50	< 0.50	< 0.20	**0.71**	< 0.50	< 0.50	< 0.50
F-11	Farallon	5/22/2019	F-11	< 0.50	2.8	9.7	**8.5**	**5.8**	0.64	3.8	5.5	0.51	**16**	< 0.20	0.97	< 0.50	< 0.20	**0.15**	7.2	4.5	12
F-12	Farallon	5/21/2019	F-12	< 2.5	< 2.5	4.1	**27**	< 0.50	4.9	4.8	< 2.5	6.0	< 25	< 1.0	18	< 2.5	< 1.0	**52**	< 2.5	< 2.5	< 2.5
F-13	Farallon	5/21/2019	F-13	< 0.50	< 0.50	< 0.50	**8.2**	**1.7**	< 0.50	0.55	< 0.50	< 0.50	**36**	< 0.20	< 0.50	< 0.50	< 0.20	**0.013**	1.8	0.54	2.3
F-14	Farallon	5/21/2019	F-14	< 5.0	< 5.0	< 5.0	**15**	< 1	< 5.0	< 5.0	< 5.0	< 5.0	< 50	< 2.0	< 5.0	< 5.0	< 2.0	**80**	< 5.0	< 5.0	< 5.0
F-15	Farallon	5/22/2019	F-15	< 0.50	< 0.50	< 0.50	**9.2**	0.10	< 0.50	< 0.50	< 0.50	< 0.50	**19**	< 0.20	< 0.50	< 0.50	< 0.20	< 0.0050	< 0.50	< 0.50	< 0.50
F-16	Farallon	5/22/2019	F-16	< 2.5	< 2.5	< 2.5	**36**	**6.9**	< 2.5	< 2.5	< 2.5	< 2.5	**260**	< 1.0	< 2.5	< 2.5	< 1.0	< 0.025	< 2.5	< 2.5	< 2.5
F-17	Farallon	5/22/2019	F-17	< 0.50	< 0.50	0.54	**16**	**0.79**	< 0.50	< 0.50	< 0.50	< 0.50	**44**	< 0.20	< 0.50	< 0.50	< 0.20	**0.039**	< 0.50	< 0.50	< 0.50
SSJ-01	TRC	4/12/2022	SSJ-01-20	---	< 0.5	< 0.5	**6.5**	< 2	< 0.5	< 0.5	< 0.5	< 0.5	8.6	< 0.5	< 0.5	< 0.5	< 0.5	< 0.5	< 1	< 0.5	---
SSJ-04	TRC	4/12/2022	SSJ-04-15	---	< 0.5	< 0.5	1.1	< 2	< 0.5	< 0.5	< 0.5	< 0.5	7.2	< 0.5	< 0.5	< 0.5	< 0.5	< 0.5	< 1	< 0.5	---
Monitoring Well Groundwater Samples																					
MW-1	Farallon	4/12/2022	MW-1	< 1.00	< 1.00	< 1.00	< 1.00	< 5.00	< 1.00	0.126 J	< 1.00	< 1.00	---	< 1.00	< 1.00	< 1.00	< 1.00	< 1.00	---	---	< 3.00
MW-2	Farallon	4/12/2022	MW-2	< 1.00	< 1.00	< 1.00	3.86	< 5.00	< 1.00	< 1.00	0.125 J	< 1.00	---	< 1.00	< 1.00	< 1.00	0.241 J	**8.12**	---	---	0.291 J
MW-3	Farallon	4/12/2022	MW-3	< 1.00	< 1.00	< 1.00	0.379 J	< 5.00	< 1.00	< 1.00	< 1.00	< 1.00	---	< 1.00	< 1.00	< 1.00	< 1.00	< 1.00	---	---	< 3.00
MW-4	Farallon	4/12/2022	MW-4	< 1.00	< 1.00	< 1.00	**6.35**	< 5.00	< 1.00	< 1.00	< 1.00	< 1.00	---	< 1.00	< 1.00	**10.8**	0.509 J	**379**	---	---	< 3.00
MW-5	Farallon	4/12/2022	MW-5	< 1.00	< 1.00	< 1.00	**7.22**	< 5.00	< 1.00	< 1.00	0.485 J	< 1.00	---	< 1.00	< 1.00	< 1.00	< 1.00	< 1.00	---	---	< 3.00
MW-6	Farallon	4/12/2022	MW-6	0.750 J	1.35	0.586 J	**16.8**	**5.05**	0.202 J	0.535 J	0.584 J	0.320 J	---	**0.994** J	1.99	< 1.00	< 1.00	< 1.00	---	---	4.19
MW-7	Farallon	4/12/2022	MW-7	0.471 J	< 1.00	2.2	3.82	< 5.00	1.02	1.11	< 1.00	0.778 J	---	< 1.00	< 1.00	< 1.00	< 1.00	< 1.00	---	---	0.997 J
MW-8	Farallon	4/12/2022	MW-8	0.161 J	0.535 J	1.03	2.66	< 5.00	0.178 J	< 1.00	< 1.00	0.283 J	---	< 1.00	< 1.00	< 1.00	< 1.00	< 1.00	---	---	0.812 J
MW-9	Farallon	4/12/2022	MW-9	0.112 J	0.377 J	1.09	1.61	**1.54** J	2.24	0.913 J	< 1.00	0.899 J	---	< 1.00	< 1.00	< 1.00	< 1.00	< 1.00	---	---	1.51 J
MW-10	Farallon	4/13/2022	MW-10	0.421 J	0.382 J	0.593 J	2.44	< 5.00	< 1.00	< 1.00	< 1.00	0.226 J	---	< 1.00	< 1.00	< 1.00	< 1.00	< 1.00	---	---	0.643 J
San Francisco Bay RWQCB Tier 1 ESLs for Groundwater[2]				**NE**	**3.5**	**NE**	**5.0**	**0.17**	**NE**	**NE**	**NE**	**NE**	**12**	**0.64**	**40**	**10**	**1.2**	**0.0086**	**20**		**20**
San Francisco Bay RWQCB ESLs Vapor Intrusion Human Health Risk Levels: Commercial/Industrial[3]				**NE**	**15**	**NE**	**2,000**	**20**	**NE**	**NE**	**NE**	**NE**	**NE**	**2.8**	**4,900**	**920**	**7.5**	**0.14**	**1,600**		**1,600**
Maximum Contaminant Level (MCL) Priority[3]				**NE**	**30**	**NE**	**5.0**	**0.17**	**NE**	**NE**	**NE**	**NE**	**12**	**5.0**	**40**	**10**	**5.0**	**0.5**	**20**		**20**

NOTES:

Results in **bold** denote concentrations exceeding Tier 1 ESLs.

Results highlighted yellow denote concentrations exceeding vapor intrusion commercial screening levels.

< denotes analyte not detected at or exceeding the reporting limit listed.

[1]Analyzed by U.S. Environmental Protection Agency Method 8260B. Only detected VOCs shown in table; see lab report for full list of analytes.

[2]San Francisco Bay Regional Water Quality Control Board (RWQCB) Tier 1 Environmental Screening Levels (ESLs) for groundwater, dated 2019 (Rev. 2).

[3]San Francisco Bay RWQCB Groundwater Direct Exposure Human Health Risk Levels (Table GW-1) and Vapor Intrusion Human Health Risk Levels (Table GW-3), dated 2019 (Rev. 2).

Farallon = Farallon Consulting, L.L.C.
NE = not established
TRC = TRC Solutions, Inc.
VOCs = volatile organic compounds

Farallon = Farallon Consulting, L.L.C.
NE = not established
TRC = TRC Solutions, Inc.
VOCs = volatile organic compounds

Table 13
Groundwater Analytical Results for Detected SVOCs
1055 Commercial Court
San Jose, California
Farallon PN: 1071-047

Sample Location	Sample Date	Sample Identification	Analytical Results (micrograms per liter)[1]					
			3,3`-Dichlorobenzidine	Biphenyl	Bis(2-Ethylhexyl) Phthalate	Di-n-Butylphthalate	n-Nitrosodiphenylamine	Phenol
F-2	5/23/2019	F-2	< 0.11	< 0.28	**17**	< 0.11	74	0.77
F-5	5/23/2019	F-5	< 0.043	< 0.11	3.4	< 0.043	9.1	0.29
F-11	5/22/2019	F-11	**0.23**	< 0.055	0.25	< 0.022	16	< 0.022
F-13	5/21/2019	F-13	< 0.23	**0.63**	< 0.47	0.56	< 12	0.61
San Francisco Bay RWQCB Tier 1 ESLs for Groundwater[2]			**0.046**	**0.50**	**4.0**	**NE**	**NE**	**5.0**
San Francisco Bay RWQCB ESLs Vapor Intrusion Human Health Risk Levels: Commercial/Industrial[3]			**NE**	**130**	**NE**	**NE**	**NE**	**NE**
Maximum Contaminant Level (MCL) Priority[3]			**0.046**	**0.83**	**4.0**	**NE**	**NE**	**4,200**

NOTES:

Results in **bold** denote concentrations exceeding Tier 1 ESLs.

SVOCs = semivolatile organic compounds

< denotes analyte not detected at or exceeding the reporting limit listed.

[1]Analyzed by U.S. Environmental Protection Agency Method 8260B. Only detected SVOCs shown in table; see lab report for full list of analytes.

[2]San Francisco Bay Regional Water Quality Control Board (RWQCB) Tier 1 Environmental Screening Levels (ESLs) for Groundwater, dated 2019.

[3]San Francisco Bay RWQCB Groundwater Direct Exposure Human Health Risk Levels (Table GW-1) and Vapor Intrusion Human Health Risk Levels for Commercial/Industrial (Table GW-3), dated 2019 (Rev. 2).

Table 14
Groundwater Analytical Results for PCBs
1055 Commercial Court
San Jose, California
Farallon PN: 1071-047

Sample Location	Sampled By	Sample Date	Sample Identification	Analytical Results (micrograms per liter)[1]							
				Aroclor 1016	Aroclor 1221	Aroclor 1232	Aroclor 1242	Aroclor 1248	Aroclor 1254	Aroclor 1260	Total PCBs
SSJ-01	TRC	4/12/2022	SSJ-01-20	< 0.50	< 0.50	< 0.50	< 0.50	< 0.50	< 0.50	< 0.50	< 0.50
SSJ-04	TRC	4/12/2022	SSJ-04-15	< 2.5	< 2.5	< 2.5	< 2.5	< 2.5	< 2.5	< 2.5	< 2.5
San Francisco Bay RWQCB Tier 1 ESLs for Groundwater[2]											**0.00017**
San Francisco Bay RWQCB ESLs Vapor Intrusion Human Health Risk Levels: Commercial/Industrial[3]											**1.3**
Maximum Contaminant Level (MCL) Priority[3]											**0.50**

NOTES:

Results in **bold** and highlighted yellow denote concentrations exceeding applicable ESLs.

< denotes analyte not detected at or exceeding the reporting limit listed.

[1]Analyzed by U.S. Environmental Protection Agency Method 8082.

[2]San Francisco Bay Regional Water Quality Control Board (RWQCB) Tier 1 Environmental Screening Levels (ESLs) for groundwater, dated 2019 (Rev. 2).

[3]San Francisco Bay RWQCB Groundwater Direct Exposure Human Health Risk Levels (Table GW-1) and Vapor Intrusion Human Health Risk Levels (Table GW-3), dated 2019 (Rev. 2).

ESL = Environmental Screening Level

PCB = polychlorinated biphenyl

TRC = TRC Solutions, Inc.

Table 15
Groundwater Analytical Results for PAHs
1055 Commercial Court
San Jose, California
Farallon PN: 1071-047

Sample Location	Sample Date	Sample Identification	Analytical Results (micrograms per liter)[1]																	
			1-Methylnaphthalene	2-Methylnaphthalene	Acenaphthene	Acenaphthylene	Anthracene	Benzo(a)Anthracene	Benzo(a)Pyrene	Benzo(b)Fluoranthene	Benzo(g,h,i)Perylene	Benzo(k)Fluoranthene	Chrysene	Dibenzo(a,h)Anthracene	Fluoranthene	Fluorene	Indeno(1,2,3-cd)Pyrene	Naphthalene	Phenanthrene	Pyrene
F-2	5/23/2019	F-2	0.84	< 0.055	< 0.055	< 0.055	< 0.055	< 0.11	< 0.055	< 0.028	< 0.11	< 0.055	< 0.055	< 0.055	< 0.055	< 0.055	< 0.11	< 0.055	0.57	0.50
F-5	5/23/2019	F-5	1.1	< 0.021	< 0.021	< 0.021	< 0.021	**0.046**	< 0.021	0.013	< 0.043	< 0.021	**0.062**	< 0.021	< 0.021	< 0.021	< 0.043	< 0.021	0.65	0.17
F-11	5/22/2019	F-11	0.95	0.55	< 0.011	< 0.011	< 0.011	< 0.022	< 0.011	< 0.0055	< 0.022	< 0.011	< 0.011	< 0.011	< 0.011	< 0.011	< 0.022	**1.2**	< 0.022	< 0.022
F-13	5/21/2019	F-13	11	**5.0**	< 0.12	< 0.12	< 0.12	< 0.23	< 0.12	< 0.058	< 0.23	< 0.12	< 0.12	< 0.12	< 0.12	1.8	< 0.23	**1.3**	2.4	< 0.23
San Francisco Bay RWQCB Tier 1 ESLs for Groundwater[2]			**NE**	**2.1**	**15**	**15**	**0.73**	**0.017**	**0.014**	**0.049**	**0.10**	**0.049**	**0.049**	**0.025**	**8.0**	**3.9**	**0.049**	**0.17**	**4.6**	**2.0**
San Francisco Bay RWQCB ESLs Vapor Intrusion Human Health Risk Levels: Commercial/Industrial[3]			**NE**	**NE**	**NE**	**NE**	**NE**	**230**	**NE**	**NE**	**NE**	**NE**	**NE**	**NE**	**NE**	**NE**	**NE**	**20**	**NE**	**NE**
Maximum Contaminant Level (MCL) Priority[3]			**NE**	**36**	**530**	**NE**	**1,800**	**0.017**	**0.20**	**0.25**	**NE**	**2.5**	**25**	**0.025**	**800**	**290**	**0.25**	**0.17**	**NE**	**120**

NOTES:

Results in **bold** denote concentrations exceeding Tier 1 ESLs.

< denotes analyte not detected at or exceeding the reporting limit listed.

NE = not established

PAH = polycylic aromatic hydrocarbon

[1]Analyzed by U.S. Environmental Protection Agency Method 8270C.

[2]San Francisco Bay Regional Water Quality Control Board (RWQCB) Tier 1 Environmental Screening Levels (ESLs) for Groundwater, dated 2019 (Rev. 2).

[3]San Francisco Bay RWQCB Groundwater Direct Exposure Human Health Risk Levels (Table GW-1) and Vapor Intrusion Human Health Risk Levels for Commercial/Industrial (Table GW-3), dated 2019 (Rev. 2).

Table 16
Groundwater Analytical Results for Pesticides
1055 Commercial Court
San Jose, California
Farallon PN: 1071-047

Sample Location	Sampled By	Sample Date	Sample Identification	Analytical Results (micrograms per liter)[1]											
				Aldrin	alpha-BHC	beta-BHC	delta-BHC	gamma-BHC (Lindane)	alpha-Chlordane	gamma-Chlordane	Chlordane (Technical)	4,4'-DDD	4,4'-DDE	4,4'-DDT	Dieldrin
F-2	Farallon	5/23/2019	F-2	< 0.0050	< 0.010	< 0.0050	< 0.0050	< 0.020	< 0.050	< 0.050	< 0.10	< 0.010	< 0.010	< 0.010	< 0.010
SSJ-01	TRC	4/12/2022	SSJ-01-20	< 0.0050	< 0.010	< 0.0050	< 0.0050	< 0.020	< 0.050	< 0.050	< 0.10	**0.021**	< 0.010	< 0.010	< 0.010
SSJ-04	TRC	4/12/2022	SSJ-04-15	< 0.025	< 0.050	< 0.025	< 0.025	< 0.10	< 0.25	< 0.25	< 0.50	< 0.050	< 0.050	< 0.050	< 0.050
San Francisco Bay RWQCB Tier 1 ESLs for Groundwater[2]				**0.00014**	**NE**	**NE**	**NE**	**0.016**	**0.00059**		**0.00059**	**0.00084**	**0.00059**	**0.00059**	**0.00014**
San Francisco Bay RWQCB ESLs Vapor Intrusion Human Health Risk Levels: Commercial/Industrial[3]				**1.4**	**NE**	**NE**	**NE**	**NE**	**18**		**18**	**NE**	**74**	**NE**	**6.5**
Maximum Contaminant Level (MCL) Priority[3]				**0.00092**	**NE**	**NE**	**NE**	**0.20**	**0.10**		**0.10**	**0.031**	**0.046**	**0.23**	**0.00071**

NOTES:

Results in **bold** denote concentrations exceeding Tier 1 ESLs.

< denotes analyte not detected at or exceeding the reporting limit listed.

[1]Analyzed by U.S. Environmental Protection Agency Method 8260B. Only detected VOCs shown in table; see lab report for full list of analytes.

[2]San Francisco Bay Regional Water Quality Control Board (RWQCB) Tier 1 Environmental Screening Levels (ESLs) for Groundwater, dated 2019 (Rev. 2).

[3]San Francisco Bay RWQCB Groundwater Direct Exposure Human Health Risk Levels (Table GW-1) and Vapor Intrusion Human Health Risk Levels for Commercial/Industrial (Table GW-3), dated 2019 (Rev. 2).

BHC = hexachlorocyclohexane
DDD = dichlorodiphenyldichloroethane
DDE = dichlorodiphenyldichloroethylene
DDT = dichlorodiphenyltrichloroethane
ESL = Environmental Screening Level
Farallon = Farallon Consulting, L.L.C.
NE = not established
TRC = TRC Solutions, Inc.

Table 16
Groundwater Analytical Results for Pesticides
1055 Commercial Court
San Jose, California
Farallon PN: 1071-047

Sample Location	Sampled By	Sample Date	Sample Identification	Analytical Results (micrograms per liter)[1]											
				Endosulfan I	Endosulfan II	Endosulfan Sulfate	Endrin	Endrin Aldehyde	Endrin Ketone	Heptachlor	Heptachlor Epoxide	Hexachlorobenzene	Hexachlorocyclopentadiene	Methoxychlor	Toxaphene
F-2	Farallon	5/23/2019	F-2	< 0.020	< 0.020	< 0.050	< 0.010	< 0.050	< 0.050	< 0.010	< 0.010	< 0.50	< 1.0	< 0.10	< 0.50
SSJ-01	TRC	4/12/2022	SSJ-01-20	< 0.020	< 0.020	< 0.050	< 0.010	< 0.050	< 0.050	< 0.010	< 0.010	< 0.50	< 1.0	< 0.10	< 0.50
SSJ-04	TRC	4/12/2022	SSJ-04-15	< 0.10	< 0.10	< 0.25	< 0.050	< 0.25	< 0.25	< 0.050	< 0.050	< 2.5	< 5.0	< 0.50	< 2.5
San Francisco Bay RWQCB Tier 1 ESLs for Groundwater[2]				**0.0087**		**NE**	**0.0023**	**NE**	**NE**	**0.00021**	**0.00011**	**0.00077**	**NE**	**0.003**	**0.0002**
San Francisco Bay RWQCB ESLs Vapor Intrusion Human Health Risk Levels: Commercial/Industrial[3]				**NE**		**NE**	**NE**	**NE**	**NE**	**0.79**	**5.5**	**0.34**	**NE**	**NE**	**NE**
Maximum Contaminant Level (MCL) Priority[3]				**100**		**NE**	**2.0**	**NE**	**NE**	**0.01**	**0.01**	**1.0**	**NE**	**30**	**3.0**

NOTES:

Results in **bold** denote concentrations exceeding Tier 1 ESLs.

< denotes analyte not detected at or exceeding the reporting limit listed.

[1]Analyzed by U.S. Environmental Protection Agency Method 8260B. Only detected VOCs shown in table; see lab report for full list of analytes.

[2]San Francisco Bay Regional Water Quality Control Board (RWQCB) Tier 1 Environmental Screening Levels (ESLs) for Groundwater, dated 2019 (Rev. 2).

[3]San Francisco Bay RWQCB Groundwater Direct Exposure Human Health Risk Levels (Table GW-1) and Vapor Intrusion Human Health Risk Levels for Commercial/Industrial (Table GW-3), dated 2019 (Rev. 2).

77-47-4

BHC = hexachlorocyclohexane

DDD = dichlorodiphenyldichloroethane

DDE = dichlorodiphenyldichloroethylene

DDT = dichlorodiphenyltrichloroethane

ESL = Environmental Screening Level

Farallon = Farallon Consulting, L.L.C.

NE = not established

TRC = TRC Solutions, Inc.

Table 17
Groundwater Analytical Results for Metals
1055 Commercial Court
San Jose, California
Farallon PN: 1071-047

Sample Location	Sampled By	Sample Date	Sample Identification	Analytical Results (micrograms per liter)[1]															
				Antimony	Arsenic	Barium	Beryllium	Cadmium	Chromium	Cobalt	Copper	Lead	Mercury	Molybdenum	Nickel	Selenium	Silver	Thallium	Vanadium	Zinc
Reconnaissance Boring Groundwater Samples																				
F-2	Farallon	05/23/19	F-2	< 2.5	10	**2,900**	< 2.5	< 2.5	16	**15**	**27**	**160**	< 0.25	3.5	**62**	< 2.5	< 2.5	< 2.5	**8.3**	**1,600**
F-10	Farallon	05/22/19	F-10	**500**	**2,100**	**28,000**	< 25	**300**	**3,900**	**670**	**24,000**	**110,000**	**18**	**440**	**6,000**	**56**	**53**	< 25	**2,400**	**310,000**
F-11	Farallon	05/22/19	F-11	< 25	**77**	**20,000**	< 25	< 25	**1,100**	**210**	**8,800**	**1,700**	< 2.5	29	**3,100**	< 25	< 25	< 25	**310**	**24,000**
F-12	Farallon	05/21/19	F-12	**28**	**870**	**13,000**	**25**	< 25	**3,600**	**780**	**3,200**	**5,600**	**15**	100	**6,200**	**45**	**52**	< 25	**2,300**	**17,000**
F-13	Farallon	05/21/19	F-13	< 25	**470**	**8,200**	< 25	< 25	**2,000**	**460**	**1,600**	**590**	< 2.5	44	**3,400**	< 25	< 25	< 25	**1,300**	**3,100**
F-14	Farallon	05/21/19	F-14	< 25	**450**	**12,000**	< 25	**27**	**2,700**	**530**	**3,100**	**2,000**	**4.6**	82	**4,600**	< 25	< 25	< 25	**1,800**	**14,000**
F-15	Farallon	05/22/19	F-15	**96**	**4,100**	**12,000**	< 25	**190**	**2,500**	**1,600**	**7,600**	**11,000**	**95**	**2,400**	**5,500**	< 25	**29**	< 25	**1,300**	**23,000**
F-16	Farallon	05/22/19	F-16	**41**	**630**	**15,000**	< 25	**47**	**2,800**	**640**	**3,000**	**2,800**	**4.9**	**130**	**5,000**	< 25	< 25	< 25	**1,700**	**5,800**
F-17	Farallon	05/22/19	F-17	**86**	**5,200**	**39,000**	**56**	**120**	**7,600**	**1,700**	**11,000**	**14,000**	**41**	**350**	**12,000**	**71**	**170**	< 25	**4,800**	**39,000**
SSJ-01	TRC	04/12/22	SSJ-01-20	< 30	**43**	**1,400**	< 5.0	< 5.0	38	**12**	**37**	**12**	< 0.40	27	**81**	< 30	< 5.0	< 30	**28**	< 50
SSJ-04	TRC	04/12/22	SSJ-04-15	< 30	**210**	**12,000**	< 5.0	**70**	**1,000**	**260**	**11,000**	**3,300**	**7.5**	**160**	**2,500**	< 30	**15**	< 30	**340**	**16,000**
Monitoring Well Groundwater Samples																				
MW-1	Farallon	04/12/22	MW-1	< 4.00	**56.4**	114	< 2.00	< 1.00	< 2.00	0.579 J	< 5.00	< 2.00	< 0.200	9.43	1.00 J	< 2.00	< 2.00	< 2.00	< 5.00	< 25.0
MW-2	Farallon	04/12/22	MW-2	< 4.00	**15.0**	679	< 2.00	< 1.00	3.51	**7.88**	**8.66**	1.27 J	< 0.200	8.48	**26.3**	**0.574** J	< 2.00	< 2.00	3.25 J	11.0 J
MW-3	Farallon	04/12/22	MW-3	< 4.00	**13.7**	146	< 2.00	< 1.00	1.97 J	1.71 J	**4.45** J	< 2.00	< 0.200	9.05	8.11	0.374 J	< 2.00	< 2.00	2.93 J	39.1
MW-4	Farallon	04/12/22	MW-4	< 4.00	**32.9**	118	< 2.00	< 1.00	< 2.00	1.35 J	**12.0**	< 2.00	< 0.200	9.38	6.10	0.373 J	< 2.00	< 2.00	1.01 J	3.25 J
MW-5	Farallon	04/12/22	MW-5	< 4.00	**49.2**	825	< 2.00	< 1.00	< 2.00	**4.21**	< 5.00	< 2.00	< 0.200	8.97	**11.4**	0.411 J	< 2.00	< 2.00	1.52 J	< 25.0
MW-6	Farallon	04/12/22	MW-6	1.28 J	**24.5**	669	< 2.00	0.203 J	23.5	**6.44**	**11.3**	**45.4**	< 0.200	5.36	**24.5**	0.498 J	0.0935 J	< 2.00	13.1	50.9
MW-7	Farallon	04/12/22	MW-7	< 4.00	9.09	**2,300**	< 2.00	< 1.00	21.7	**15.7**	**9.70**	**3.47**	< 0.200	0.744 J	**67.1**	0.498 J	< 2.00	< 2.00	4.60 J	7.88 J
MW-8	Farallon	04/12/22	MW-8	< 4.00	3.28	**2,220**	< 2.00	< 1.00	6.41	**16.3**	< 5.00	< 2.00	< 0.200	0.519 J	**55.5**	0.414 J	< 2.00	< 2.00	2.14 J	4.42 J
MW-9	Farallon	04/12/22	MW-9	< 4.00	4.88	**1,470**	< 2.00	< 1.00	7.18	**11.9**	< 5.00	< 2.00	< 0.200	0.459 J	**88.0**	0.390 J	< 2.00	< 2.00	3.46 J	< 25.0
MW-10	Farallon	04/13/22	MW-10	< 4.00	**10.1**	**3,610**	< 2.00	< 1.00	5.10	**19.9**	< 5.00	< 2.00	< 0.200	1.29 J	**88.0**	0.336 J	< 2.00	< 2.00	2.62 J	< 25.0
San Francisco Bay RWQCB Tier 1 ESLs for Groundwater[2]				**6.0**	**10**	**1,000**	**2.7**	**0.25**	**50**	**3.0**	**3.1**	**2.5**	**0.025**	**100**	**8.2**	**0.50**	**0.19**	**2.0**	**19**	**81**
San Francisco Bay RWQCB ESLs Vapor Intrusion Human Health Risk Levels: Commercial/Industrial[3]				**NE**	**NE**	**NE**	**NE**	**NE**	**NE**	**NE**	**NE**	**NE**	**0.38**	**NE**	**NE**	**NE**	**NE**	**NE**	**NE**	**NE**
Maximum Contaminant Level (MCL) Priority[3]				**6.0**	**10**	**1,000**	**4.0**	**5.0**	**50**	**6.0**	**1,000**	**15**	**2.0**	**100**	**100**	**50**	**100**	**2.0**	**NE**	**5,000**

NOTES:

Results in **bold** denote concentrations exceeding Tier 1 screening levels.

Results highllighted in yellow exceed vapor intrusion commercial screening levels.

< denotes analyte not detected at or exceeding the laboratory reporting limit listed.

[1]Analyzed by U.S. Environmental Protection Agency Method 200.8 or 6020. Results for samples analyzed in 2022 are dissolved metal results.

[2]San Francisco Bay Regional Water Quality Control Board (RWQCB) Tier 1 Environmental Screening Levels (ESLs) for Groundwater, dated 2019 (Rev. 2).

[3]San Francisco Bay RWQCB Groundwater Direct Exposure Human Health Risk Levels (Table GW-1) and Vapor Intrusion Human Health Risk Levels for Commercial/Industrial (Table GW-3), dated 2019 (Rev. 2).

Farallon = Farallon Consulting, L.L.C.

J = result is an estimate

NE = not established

TRC = TRC Solutions, Inc.

Table 18
Soil Gas Analytical Results for VOCs
1055 Commercial Court
San Jose, California
Farallon PN: 1071-047

Sample Location	Sample Identification	Sample Depth (feet)[1]	Sample Date	Analytical Results (micrograms per cubic meter)[2]														
				1,1,2,2-Tetrachloroethane	1,1-Dichloroethene	1,1-Difluoroethane	1,2,4-Trimethylbenzene	1,3,5-Trimethylbenzene	1,4-Dichlorobenzene	1,4-Dioxane	2,2,4-Trimethylpentane	2-Butanone (Methyl Ethyl Ketone)	2-Propanol	4-Ethyltoluene	4-Methyl-2-Pentanone (MIBK)	Acetone	Benzene	Bromodichloromethane
SV-1	SV-1-5.0	5.0	2/14/2022	< 100	< 60	< 410	< 74	< 74	< 90	< 110	---	< 44	< 370	< 74	< 62	< 360	< 48	< 100
	SV-1-8.0	8.0	2/14/2022	< 100	< 60	< 410	< 74	< 74	< 90	< 110	---	< 44	< 370	< 74	< 62	< 360	< 48	< 100
SV-2	SV-2-5.0	5.0	2/14/2022	< 100	< 60	< 410	1,200	400	< 90	< 110	---	< 44	< 370	470	< 62	< 360	**160**	< 100
	SV-2-8.0	8.0	2/14/2022	< 210	< 120	< 810	470	< 150	**440**	< 220	---	< 89	< 740	< 150	< 120	< 710	**420**	< 200
SV-3	SV-3-5.0	5.0	2/14/2022	< 1,400	< 790	< 5,400	< 980	< 980	< 1,200	< 1,400	---	< 590	< 4,900	< 980	< 820	< 4,800	< 640	< 1,300
SV-4	SV-4-5.0	5.0	2/14/2022	< 210	< 120	< 810	< 150	< 150	< 180	< 220	---	< 89	< 740	< 150	< 120	< 710	< 96	< 200
	SV-4-8.0	8.0	2/14/2022	< 570	< 330	42,000	< 410	< 410	< 500	< 590	---	< 240	< 2,000	< 410	< 340	< 2,000	< 260	< 550
SV-5	SV-5-5.0	5.0	2/14/2022	< 210	< 120	< 810	< 150	< 150	< 180	< 220	---	< 89	< 740	< 150	< 120	< 710	< 96	< 200
	SV-5-10.0	10.0	2/14/2022	< 210	< 120	890	< 150	< 150	< 180	< 220	---	< 89	< 740	< 150	120	< 710	< 96	< 200
SV-6	SV-6-5.0	5.0	2/14/2022	**67**	< 20	< 140	58	43	< 30	**1,500**	---	< 15	< 120	38	< 21	< 120	**200**	**43**
	SV-6-10.0	10.0	2/14/2022	< 210	< 120	< 810	350	200	< 180	**2,700**	---	< 89	< 740	< 150	< 120	< 710	**150**	< 200
SV-7	SV-7-5.0	5.0	2/14/2022	**140**	< 37	< 250	< 46	< 46	< 56	< 67	---	< 27	< 230	< 46	< 38	290	**380**	< 62
	SV-7-10.0	10.0	2/14/2022	< 210	< 120	< 810	430	< 150	**210**	< 220	---	< 89	< 740	230	< 120	< 710	**110**	< 200
SV-8	SV-8-5.0	5.0	4/13/2022	< 27.5	< 15.9	---	65.8	46.2	< 24	< 14.4	990	< 73.7	821	< 19.6	< 102	< 59.4	**348**	< 26.8
	SV-8-7.5	7.5	4/13/2022	< 27.5	< 15.9	---	201	104	< 24	< 14.4	1,360	< 73.7	< 61.5	163	< 102	< 59.4	**1,150**	< 26.8
SV-9	SV-9-5.0	5.0	4/13/2022	< 13.7	< 7.93	---	60.4	21.7	< 12	< 7.21	< 9.34	< 36.9	< 30.7	< 9.82	< 51.2	< 29.7	**73.8**	< 13.4
	SV-9-8.0	8.0	4/13/2022	< 1.37	< 0.793	---	8.1	< 0.982	**123**	< 0.721	57.9	5.19	< 3.07	< 0.982	< 5.12	< 2.97	**52.4**	< 1.34
SV-10	SV-10-5.0	5.0	4/13/2022	< 27.5	< 15.9	---	101	53.5	< 24	< 14.4	94,40	< 73.7	< 61.5	< 19.6	< 102	< 59.4	**2,060**	< 26.8
	SV-10-10.0	10.0	4/13/2022	< 27.5	25	---	2,270	923	< 24	< 14.4	6,680	554	< 61.5	1,110	< 102	1,150	**1,170**	< 26.8
San Francisco Bay RWQCB Tier 1 ESLs for Subslab/Soil Gas[4]				**1.6**	**2,400**	**NE**	**NE**	**NE**	**8.5**	**12**	**NE**	**170,000**	**NE**	**NE**	**14,000**	**31,000**	**3.2**	**2.5**
San Francisco Bay RWQCB ESLs for Subslab/Soil Gas - Commercial/Industrial[5]				**7.0**	**10,000**	**NE**	**NE**	**NE**	**37**	**53**	**NE**	**730,000**	**NE**	**NE**	**440,000**	**140,000**	**14**	**11**

NOTES:

Results in **bold** denote concentrations exceeding Tier 1 ESLs. Results in **bold** and highlighted yellow denote concentrations exceeding commercial ESLs.

< denotes analyte not detected at or exceeding the reporting limit listed.

--- denotes sample not analyzed.

NE = not established

[1]Depth in feet below ground surface.

[2]Analyzed by U.S. Environmental Protection Agency Method TO-15. Only detected analytes shown in table; see lab report for full list of analytes.

[3]Analyzed by ASTM Method D-1946.

[4]San Francisco Bay Regional Water Quality Control Board (RWQCB) Tier 1 Environmental Screening Levels (ESLs) for Subslab/Soil Gas, dated 2019 (Rev. 2).

[5]San Francisco Bay RWQCB Subslab/Soil Gas Vapor Intrusion: Human Health Risk Levels, (Table SG-1), dated 2019 (Rev 2).

Table 18
Soil Gas Analytical Results for VOCs
1055 Commercial Court
San Jose, California
Farallon PN: 1071-047

Sample Location	Sample Identification	Sample Depth (feet)[1]	Sample Date	Analytical Results (micrograms per cubic meter)[2]														
				Carbon Disulfide	Chlorobenzene	Chloroform	cis-1,2-Dichloroethene	Cyclohexane	Dichlorodifluoromethane	Ethanol	Ethylbenzene	Freon 113	Freon 114	Hexane	Isopropylbenzene	Methyl Tertiary Butyl Ether (MTBE)	n-Heptane	tert-Butyl Alcohol
SV-1	SV-1-5.0	5.0	2/14/2022	< 47	< 69	< 73	< 59	---	< 74	---	< 65	4,500	< 100	< 53	---	< 54	---	< 45
	SV-1-8.0	8.0	2/14/2022	< 47	< 69	< 73	< 59	---	< 74	---	< 65	6,000	< 100	< 53	---	< 54	---	< 45
SV-2	SV-2-5.0	5.0	2/14/2022	140	110	< 73	< 59	---	< 74	---	**450**	120	< 100	150	---	< 54	---	< 45
	SV-2-8.0	8.0	2/14/2022	< 93	1,100	< 150	< 120	---	< 150	---	**590**	< 230	< 210	480	---	< 110	---	< 91
SV-3	SV-3-5.0	5.0	2/14/2022	< 620	< 920	< 980	< 790	---	< 990	---	< 870	42,000	< 1,400	< 700	---	< 720	---	< 610
SV-4	SV-4-5.0	5.0	2/14/2022	< 93	< 140	< 150	< 120	---	< 150	---	< 130	< 230	< 210	< 110	---	< 110	---	< 91
	SV-4-8.0	8.0	2/14/2022	< 260	< 380	< 400	< 330	---	< 410	---	< 360	< 630	< 580	< 290	---	< 300	---	< 250
SV-5	SV-5-5.0	5.0	2/14/2022	< 93	< 140	< 150	< 120	---	< 150	---	< 130	< 230	< 210	220	---	< 110	---	< 91
	SV-5-10.0	10.0	2/14/2022	< 93	< 140	< 150	< 120	---	< 150	---	< 130	< 230	< 210	230	---	< 110	---	< 91
SV-6	SV-6-5.0	5.0	2/14/2022	21	< 23	**57**	170	---	< 25	---	**180**	< 38	95	290	---	< 18	---	16
	SV-6-10.0	10.0	2/14/2022	< 93	190	< 150	**820**	---	310	---	**400**	< 230	< 210	810	---	< 110	---	< 91
SV-7	SV-7-5.0	5.0	2/14/2022	72	< 43	< 45	< 37	---	< 46	---	**220**	< 71	71	400	---	< 34	---	< 28
	SV-7-10.0	10.0	2/14/2022	110	**4,100**	< 150	< 120	---	< 150	---	**250**	< 230	520	360	---	< 110	---	< 91
SV-8	SV-8-5.0	5.0	4/13/2022	< 12.4	< 18.5	< 19.5	140	768	< 19.8	< 47.1	< 17.3	< 30.7	< 28	684	< 19.7	< 14.4	409	---
	SV-8-7.5	7.5	4/13/2022	< 12.4	< 18.5	< 19.5	< 15.9	971	< 19.8	< 47.1	< 17.3	< 30.7	< 28	730	< 19.7	< 14.4	< 16.4	---
SV-9	SV-9-5.0	5.0	4/13/2022	< 6.22	195	< 9.73	10.4	288	32	45.3	24.5	< 15.3	152	183	85.5	58.7	328	---
	SV-9-8.0	8.0	4/13/2022	< 0.622	**3,060**	< 0.973	6.58	177	< 0.989	< 2.36	15.4	< 1.53	108	135	< 0.983	< 0.721	207	---
SV-10	SV-10-5.0	5.0	4/13/2022	< 12.4	< 18.5	< 19.5	**2,080**	1,930	66.8	66.4	**349**	< 30.7	206	1,170	< 19.7	**1,840**	1,870	---
	SV-10-10.0	10.0	4/13/2022	< 12.4	< 18.5	< 19.5	**1,380**	1,020	79.1	409	**2,010**	< 30.7	282	1,320	1,880	< 14.4	1,440	---
San Francisco Bay RWQCB Tier 1 ESLs for Subslab/Soil Gas[4]				**NE**	**1,700**	**4.1**	**280**	**NE**	**NE**	**NE**	**37**	**NE**	**NE**	**NE**	**NE**	**360**	**NE**	**NE**
San Francisco Bay RWQCB ESLs for Subslab/Soil Gas - Commercial/Industrial[5]				**NE**	**7,300**	**18**	**1,200**	**NE**	**NE**	**NE**	**160**	**NE**	**NE**	**NE**	**NE**	**1,600**	**NE**	**NE**

NOTES:

Results in **bold** denote concentrations exceeding Tier 1 ESLs. Results in **bold** and highlighted yellow denote concentrations exceeding commercial ESLs.

< denotes analyte not detected at or exceeding the reporting limit listed.

--- denotes sample not analyzed.

NE = not established

[1]Depth in feet below ground surface.

[2]Analyzed by U.S. Environmental Protection Agency Method TO-15. Only detected analytes shown in table; see lab report for full list of analytes.

[3]Analyzed by ASTM Method D-1946.

[4]San Francisco Bay Regional Water Quality Control Board (RWQCB) Tier 1 Environmental Screening Levels (ESLs) for Subslab/Soil Gas, dated 2019 (Rev. 2).

[5]San Francisco Bay RWQCB Subslab/Soil Gas Vapor Intrusion: Human Health Risk Levels, (Table SG-1), dated 2019 (Rev 2).

Table 18
Soil Gas Analytical Results for VOCs
1055 Commercial Court
San Jose, California
Farallon PN: 1071-047

Sample Location	Sample Identification	Sample Depth (feet)[1]	Sample Date	Analytical Results (micrograms per cubic meter)[2]										Analytical Results (percent)[3]	
				Tetrachloroethene (PCE)	Tetrahydrofuran	Toluene	trans-1,2-Dichloroethene	Trichloroethene (TCE)	Trichlorofluoromethane	Vinyl Acetate	Vinyl Chloride	m,p-Xylene	o-Xylene	Methane	Helium
SV-1	SV-1-5.0	5.0	2/14/2022	< 100	< 44	< 57	< 59	< 81	< 84	< 53	< 38	< 65	< 65	< 0.013	---
	SV-1-8.0	8.0	2/14/2022	< 100	< 44	< 57	< 59	< 81	< 84	< 53	< 38	< 65	< 65	< 0.018	---
SV-2	SV-2-5.0	5.0	2/14/2022	< 100	< 44	190	< 59	< 81	< 84	< 53	< 38	370	< 65	0.25	---
	SV-2-8.0	8.0	2/14/2022	< 200	< 89	220	< 120	< 160	< 170	< 110	< 77	230	< 130	52	---
SV-3	SV-3-5.0	5.0	2/14/2022	< 1,400	< 590	< 750	< 790	< 1,100	< 1,100	< 700	< 510	< 870	< 870	< 0.013	---
SV-4	SV-4-5.0	5.0	2/14/2022	< 200	< 89	< 110	< 120	< 160	< 170	< 110	< 77	< 130	< 130	< 0.016	---
	SV-4-8.0	8.0	2/14/2022	< 560	< 240	< 310	< 330	< 440	< 460	< 290	< 210	< 360	< 360	0.38	---
SV-5	SV-5-5.0	5.0	2/14/2022	< 200	< 89	< 110	< 120	< 160	< 170	< 110	< 77	< 130	< 130	20	---
	SV-5-10.0	10.0	2/14/2022	< 200	< 89	< 110	< 120	< 160	280	< 110	< 77	230	< 130	19	---
SV-6	SV-6-5.0	5.0	2/14/2022	**41**	**< 15**	140	< 20	< 27	< 28	< 18	**50**	330	190	22	---
	SV-6-10.0	10.0	2/14/2022	< 200	< 89	450	< 120	< 160	< 170	< 110	**650**	930	330	41	---
SV-7	SV-7-5.0	5.0	2/14/2022	< 63	< 27	< 35	< 37	< 50	< 52	53	< 24	450	140	60	---
	SV-7-10.0	10.0	2/14/2022	< 200	< 89	210	< 120	< 160	< 170	< 110	< 77	560	230	43	---
SV-8	SV-8-5.0	5.0	4/13/2022	< 27.2	< 11.8	164	< 15.9	**30.2**	< 22.5	< 14.1	< 10.2	228	83.2	20.7	< 0.1
	SV-8-7.5	7.5	4/13/2022	< 27.2	< 11.8	202	< 15.9	< 21.4	< 22.5	< 14.1	**181**	305	153	24.1	0.271
SV-9	SV-9-5.0	5.0	4/13/2022	< 13.6	29.8	46	< 7.93	< 10.7	< 11.2	< 7.04	**24.2**	52.9	50.3	< 0.4	< 0.1
	SV-9-8.0	8.0	4/13/2022	**17.1**	< 0.59	23.2	< 0.793	< 1.07	< 1.12	< 0.704	< 0.511	26.8	18.3	< 0.4	< 0.1
SV-10	SV-10-5.0	5.0	4/13/2022	**115**	360	832	263	**84.1**	< 22.5	< 14.1	**746**	339	192	< 0.4	< 0.1
	SV-10-10.0	10.0	4/13/2022	**540**	< 11.8	1,820	75.3	**507**	< 22.5	< 14.1	**1,090**	**2,480**	**1,270**	< 4	0.312
San Francisco Bay RWQCB Tier 1 ESLs for Subslab/Soil Gas[4]				**15**	**NE**	**10,000**	**2,800**	**16**	**NE**	**NE**	**0.32**	**3,500**		**NE**	**NE**
San Francisco Bay RWQCB ESLs for Subslab/Soil Gas - Commercial/Industrial[5]				**67**	**NE**	**44,000**	**12,000**	**100**	**NE**	**NE**	**5.2**	**15,000**		**NE**	**NE**

NOTES:

Results in **bold** denote concentrations exceeding Tier 1 ESLs. Results in **bold** and highlighted yellow denote concentrations exceeding commercial ESLs.

< denotes analyte not detected at or exceeding the reporting limit listed.

--- denotes sample not analyzed.

NE = not established

[1]Depth in feet below ground surface.

[2]Analyzed by U.S. Environmental Protection Agency Method TO-15. Only detected analytes shown in table; see lab report for full list of analytes.

[3]Analyzed by ASTM Method D-1946.

[4]San Francisco Bay Regional Water Quality Control Board (RWQCB) Tier 1 Environmental Screening Levels (ESLs) for Subslab/Soil Gas, dated 2019 (Rev. 2).

[5]San Francisco Bay RWQCB Subslab/Soil Gas Vapor Intrusion: Human Health Risk Levels, (Table SG-1), dated 2019 (Rev 2).

APPENDIX A
PREVIOUS INVESTIGATIONS

SITE INVESTIGATION REPORT
1055 Commercial Court
San Jose, California

Farallon PN: 1071-047

FARALLON CONSULTING

Washington
Issaquah | Bellingham | Seattle
Oregon
Portland | Baker City
California
Oakland | Folsom | Irvine

August 1, 2019

Mr. Robert L. Young
Berding & Weil LLP
2175 North California Boulevard, Suite 500
Walnut Creek, California 94596

RE: PHASE II ENVIRONMENTAL SITE ASSESSMENT FINDINGS
1055 COMMERCIAL COURT
SAN JOSE, CALIFORNIA
FARALLON PN: 2250-001

Dear Mr. Young:

Farallon Consulting, L.L.C. (Farallon) has prepared this letter to summarize the findings from the Phase II Environmental Site Assessment (Phase II ESA) performed for Berding & Weil LLP (Berding & Weil) for the property at 1055 Commercial Court in San Jose, California (herein referred to as the Site) (Figure 1). The Phase II ESA was performed in accordance with the scope of work outlined in the Technical Memorandum regarding Phase I Environmental Site Assessment Preliminary Findings and Recommendations, 1055 Commercial Court, San Jose, California dated May 2, 2019, from Messrs. Gavin Polite Fisco and Scott Allin of Farallon to Ms. Janet Frentzel of Prologis, Inc. (Prologis) (Phase II Memorandum). Berding & Weil is counsel representing the current Site owner, and Prologis is considering acquisition of the Site. Farallon was contracted by Prologis to perform a Phase I ESA on the Site, and based on the preliminary findings from the Phase I ESA, Farallon was contracted by Berding & Weil to perform a Phase II ESA.

This letter provides a brief background of the Site, summarizes the Phase II ESA findings, and presents Farallon's conclusions based on the findings.

SITE BACKGROUND

The Site consists of Santa Clara County Parcel Nos. 241-10-002 and 241-10-003, which together total approximately 9.25 acres of land developed with several small warehouse and canopy structures that were constructed in stages between approximately 1973 and 2005. Access to the Site is gained from Commercial Court at the southwestern corner of the Site. The Site is in a mixed industrial and commercial area. A Site plan depicting the Site boundary and current features is provided on Figure 2.

At the time of Farallon's site reconnaissance, Pick-N-Pull, Allied Trenching, Vintage Tile, Peninsula Sandblasting, Davey Tree, King Crane, and WM O'Neill occupied the Site. Pick-N-Pull occupies the southern portion of the Site and operates a recycled auto parts salvage yard. Allied Trenching occupies the east-central portion of the Site and uses the area for equipment storage. Vintage Tile occupies the northeastern portion of the Site and uses the area for equipment storage. Peninsula Sandblasting occupies the north-central portion of the Site and uses the area for

equipment storage. Davey Tree occupies the west-central portion of the Site and uses the area for equipment storage and office space. King Crane occupies the west-central portion of the Site and uses the warehouse and surrounding area for equipment storage. WM O'Neill occupies the northern portion of the Site and uses the area for equipment storage. The majority of the Site consists of unpaved dirt and gravel surfaces; limited areas are paved. The Site owner is Mr. Tom Klauer.

During performance of a Phase I ESA, Farallon identified the following potential environmental concerns in connection with the Site, which were further investigated during the Phase II ESA.

- **Former Landfill Operations**: The Site historically was occupied by Beck's Property, which was identified in the Environmental Risk Information Services *Database Report* prepared for the Site dated April 12, 2019 on the Solid Waste Information System (SWF/LF) database as a landfill for wood waste and green materials for chipping and grinding operations from approximately 2006 to 2010. In aerial photographs reviewed for this time period, landfill operations appeared to be restricted to the northwestern portion of the Site. Landfill operations have the potential to impact the Site from unknown contaminants in the waste brought to the landfill, including volatile organic compounds (VOCs), petroleum hydrocarbons, polychlorinated biphenyls (PCBs), polycyclic aromatic hydrocarbons (PAHs), and pesticides.
- **Vehicle Maintenance Areas**: Multiple vehicle maintenance areas were identified during the site reconnaissance, including storage areas for hazardous materials such as petroleum products, automobile fluids, and motor oil. Farallon observed poor housekeeping practices, staining, and unlabeled drums and containers during the site reconnaissance.
- **Chemical Storage Areas**: The Site is occupied by commercial and industrial tenants that use hazardous materials, including paints, pesticides, degreasers, automotive fluids, and motor oil, in their operations and have received notices of minor violations from the environmental health department regarding poor housekeeping.
- **Auto Reclamation Area**: The southern portion of the Site is occupied by Pick-N-Pull, a recycled auto parts salvage yard. During the site reconnaissance, Farallon observed cars in poor condition, petroleum staining, and several aboveground storage tanks and drums used for storing waste automotive fluids on unpaved surfaces throughout the salvage yard.
- **Potential Environmental Impacts to the Site from the Application of Pesticides and Other Chemicals in Connection with Former Agricultural Uses**: Based on historical aerial photographs, the Site appeared to be used for agricultural operations as late as 1960. Agricultural lands are known to use pesticides and herbicides.

SUMMARY OF PHASE II ESA FINDINGS

The Phase II ESA was performed by Farallon on May 21 through May 23, 2019, and consisted of collecting soil and reconnaissance groundwater samples from borings F-1 through F-5, F-7, F-8, and F-10 through F-17 and surficial soil samples from locations S-1, S-2, S-5, and S-6 on the Site

for laboratory analysis. Boring locations are shown on Figure 2. The final sampling and analysis plan, including laboratory methodologies used for the Phase II ESA, is summarized in Table 1. Additional borings planned and summarized in the Phase II Memorandum were either not completed due to time and access restrictions or encountered refusal during drilling.

Prior to drilling, boring locations were cleared by a private utility locator. In general, borings were advanced using a hand auger to a depth of 5 feet below ground surface (bgs), then advanced using a direct-push drill rig to a depth of at least 3 feet below first-encountered groundwater. Reconnaissance groundwater samples were collected from temporary polyvinyl chloride wells constructed in the boreholes. The samples were extracted using a peristaltic pump. During drilling, soil samples were screened for volatile constituents using a photoionization detector. Industry-standard methodologies were used for sample preservation and transport. At the completion of the sampling activities, the boreholes were tremie-grouted with neat cement.

Investigation-derived waste, including soil cuttings and decontamination water, was containerized on the Site in a 55-gallon U.S. Department of Transportation–rated drum. The analytical results from the investigation will be used to profile the waste for appropriate disposal. The waste will be transported by a certified waste management contractor to be disposed of at an appropriate disposal facility in accordance with applicable state and federal laws.

Lithologic conditions encountered during drilling generally consisted of sand with gravel and contained some fill material, primarily brick debris, in the upper 5 feet bgs, grading to clayey sand or sandy clay to the total depth explored of 24 feet bgs. First-encountered groundwater occurred at depths ranging from approximately 12 to 20 feet bgs. Elevated photoionization detector readings that exceeded background readings were encountered in numerous borings across the Site, most commonly at depths greater than 10 feet bgs.

Analytical results from the Phase II ESA are summarized in Tables 2 through 14 and the laboratory analytical reports are provided in Attachment A. The analytical results for soil and reconnaissance groundwater samples were compared to San Francisco Bay Regional Water Quality Control Board Environmental Screening Levels for soil and groundwater dated January 2019 (ESLs), for both unrestricted land use (Tier 1) and other commercial/industrial or exposure values, as referenced in Tables 2 through 14. ESLs are conservative regulatory screening guidelines for determining whether further evaluation is warranted, and are not considered specific regulatory cleanup criteria. Soil and groundwater analytical results from the Phase II ESA are summarized below.

SOIL ANALYTICAL RESULTS

Total petroleum hydrocarbons as diesel-range organics (DRO) and oil-range organics (ORO) were detected in soil sample F-10 at concentrations exceeding Tier 1 ESLs but less than commercial shallow soil exposure ESLs. Total petroleum hydrocarbons as gasoline-range organics (GRO) and DRO were detected in soil sample F-13 at concentrations exceeding Tier 1 ESLs but less than commercial shallow soil exposure ESLs.

VOCs were not detected at concentrations exceeding Tier 1 ESLs in the soil samples analyzed, with the exception of acetone and naphthalene. Acetone and naphthalene were detected in the soil samples collected from borings F-5 and F-16, respectively, at concentrations exceeding Tier 1 ESLs but less than the commercial shallow soil exposure ESLs.

Semivolatile organic compounds (SVOCs) were not detected at concentrations exceeding Tier 1 ESLs in the soil samples analyzed, with the exception of bis(2-ethylhexyl) phthalate and dimethylphthalate. Bis(2-ethylhexyl) phthalate and dimethylphthalate were detected at concentrations exceeding Tier 1 ESLs but less than commercial shallow soil exposure ESLs in the soil sample collected from borings F-11.

PCBs were not detected at concentrations exceeding Tier 1 ESLs in the soil samples analyzed.

PAHs were not detected at concentrations exceeding Tier 1 ESLs in the soil samples analyzed, with the exception of benzo(a)pyrene and naphthalene. Benzo(a)pyrene and naphthalene were detected in the soil samples collected from borings F-2 and F-13, respectively, at concentrations exceeding Tier 1 ESLs but less than commercial shallow soil exposure ESLs.

One or more pesticides were detected at concentrations exceeding Tier 1 ESLs in all soil samples analyzed; however, pesticide concentrations were all less than the commercial shallow soil exposure ESLs.

Several metals were detected at concentrations exceeding Tier 1 ESLs in soil samples analyzed; however, only lead and arsenic were detected at concentrations exceeding the commercial shallow soil exposure ESL. Lead was detected at a concentration exceeding the commercial shallow soil exposure ESL in the soil sample collected from boring F-14. Arsenic was detected at concentrations exceeding the commercial shallow soil exposure ESL in all soil samples collected at the Site. Arsenic is known to occur naturally in California soil at concentrations exceeding the commercial and industrial ESL. The San Francisco Bay Regional Water Quality Control Board has identified 11 milligrams per kilogram of arsenic in soil as an acceptable background concentration. The arsenic concentrations detected at the Site were less than this background concentration, with the exception of the soil sample collected from boring F-14, which contained 12 milligrams per kilogram of arsenic.

RECONNAISSANCE GROUNDWATER ANALYTICAL RESULTS

GRO and/or DRO were detected at concentrations exceeding Tier 1 ESLs in all reconnaissance groundwater samples analyzed. No Tier 1 ESLs have been established for ORO. No commercial and industrial ESLs for vapor intrusion have been established for GRO, DRO, and ORO.

Several VOCs were detected at concentrations exceeding Tier 1 ESLs in the reconnaissance groundwater samples analyzed. Benzene was detected at concentrations exceeding the commercial/industrial ESL for vapor intrusion in reconnaissance groundwater samples collected from borings F-5, F-8, and F-11. Ethylbenzene was detected at concentrations exceeding the commercial/industrial ESL for vapor intrusion in the reconnaissance groundwater sample collected

from boring F-4. Vinyl chloride was detected at concentrations exceeding the commercial/industrial ESL for vapor intrusion in reconnaissance groundwater samples collected from borings F-10, F-11, F-12, and F-14 on the southeastern portion of the Site.

The SVOCs bis(2-ethylhexyl) phthalate, 3,3-dichlorobenzidine, and biphenyl were detected at concentrations exceeding Tier 1 ESLs in reconnaissance groundwater samples collected from borings F-2, F-11, and F-13, respectively. No SVOCs were detected at concentrations exceeding commercial/industrial ESLs for vapor intrusion.

PAHs were detected at concentrations exceeding Tier 1 ESLs in reconnaissance groundwater samples collected from borings F-5, F-11, and F-13. No PAHs were detected at concentrations exceeding commercial/industrial ESLs for vapor intrusion.

No pesticides were detected at concentrations exceeding laboratory reporting limits in the reconnaissance groundwater sample analyzed for pesticides.

All metals, with the exception of thallium, were detected at concentrations exceeding Tier 1 ESLs in the reconnaissance groundwater samples collected on the Site. Mercury was detected at concentrations exceeding commercial/industrial ESLs in reconnaissance groundwater samples collected from borings F-10, F-12, and F-14 through F-17.

CONCLUSIONS

The results from the Phase II ESA suggest that one or more releases of industrial constituents from historical operations occurred at the Site. Although soil sources for the impact to groundwater were not identified, the concentration gradient in groundwater across the Site suggests that soil sources exist on the Site. Data also suggest the potential for contribution to the identified impact to groundwater by surrounding property releases. The elevated metals and PAH concentrations detected in reconnaissance groundwater samples may be a result of excessive dissolved solids that commonly occur when reconnaissance groundwater sampling methodology is used. Additional investigation is recommended to fully characterize the Site due to concentrations of commercial constituents detected in Site soil and groundwater.

CLOSING

Farallon appreciates the opportunity to provide Berding & Weil LLP with environmental consulting services for this project. Please contact Scott Allin at (916) 616-8113 if you have questions or need additional information.

Sincerely,

Farallon Consulting, L.L.C.

Scott Allin, R.E.P.A.
Principal Environmental Scientist

Gavin Polite Fisco, P.G.
Associate Geologist

Attachments: Figure 1, *Site Vicinity Map*
Figure 2, *Site Plan Showing Boring Locations*
Table 1, *Sampling and Analysis Plan*
Table 2, *Soil Analytical Results for TPH*
Table 3, *Soil Analytical Results for Detected VOCs*
Table 4, *Soil Analytical Results for Detected SVOCs*
Table 5, *Soil Analytical Results for PCBs*
Table 6, *Soil Analytical Results for PAHs*
Table 7, *Soil Analytical Results for Pesticides*
Table 8, *Soil Analytical Results for Metals*
Table 9, *Groundwater Analytical Results for TPH*
Table 10, *Groundwater Analytical Results for Detected VOCs*
Table 11, *Groundwater Analytical Results for Detected SVOCs*
Table 12, *Groundwater Analytical Results for PAHs*
Table 13, *Groundwater Analytical Results for Pesticides*
Table 14, *Groundwater Analytical Results for Metals*
Attachment A, Laboratory Analytical Reports

GPF/SA:mm

FIGURES

PHASE II
ENVIRONMENTAL SITE ASSESSMENT FINDINGS
1055 Commercial Court
San Jose, California

Farallon PN: 2250-001

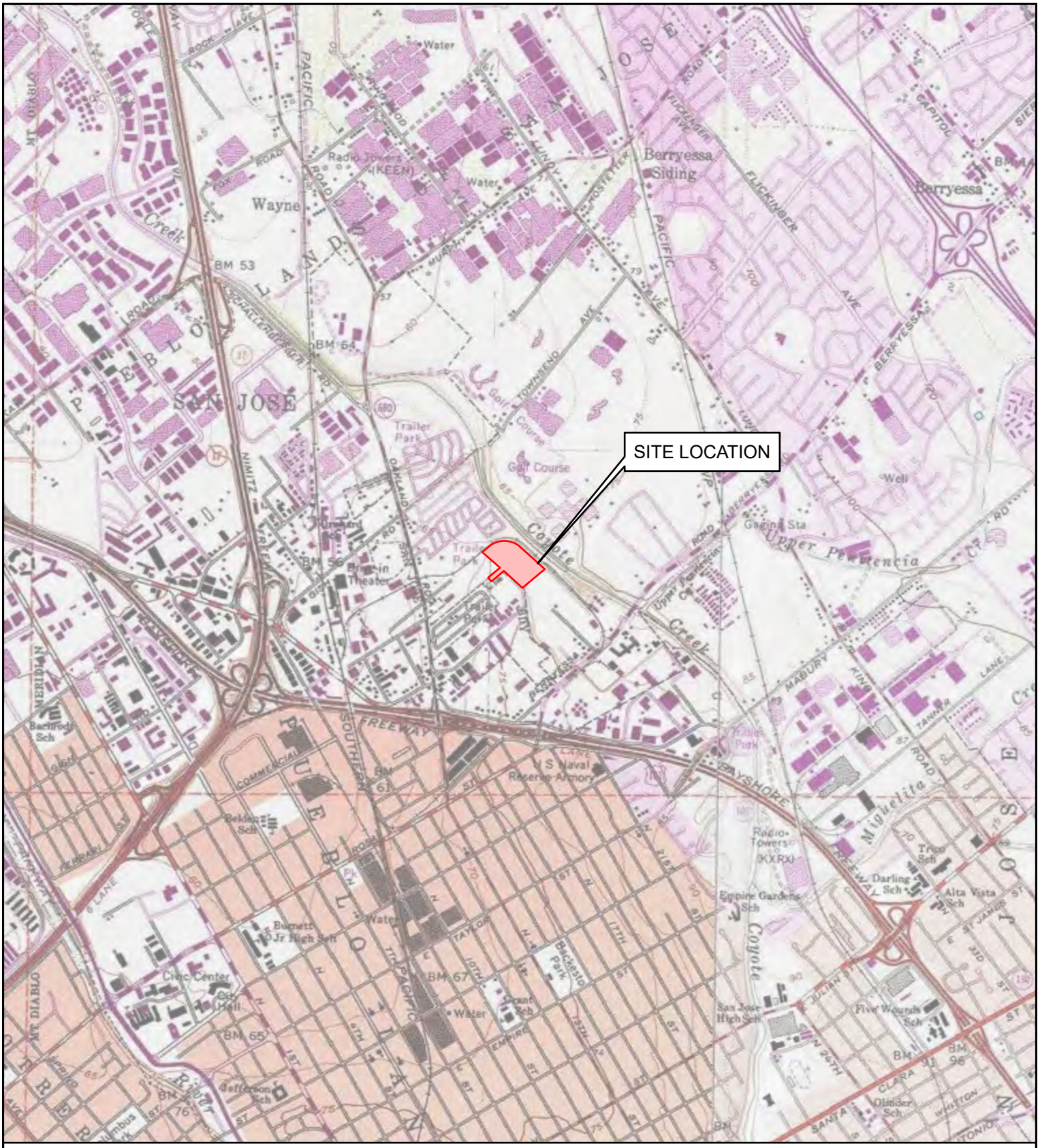

REFERENCE: 7.5 MINUTE USGS QUADRANGLE SAN JOSE WEST, CALIFORNIA, DATED 2013

N

0 2,000

SCALE IN FEET

FARALLON CONSULTING

Quality Service for Environmental Solutions | farallonconsulting.com

Washington
Issaquah | Bellingham | Seattle

Oregon
Portland | Baker City

California
Oakland | Folsom | Irvine

FIGURE 1

SITE VICINITY MAP
1055 COMMERCIAL COURT
SAN JOSE, CALIFORNIA

FARALLON PN: 2250-001

Drawn By: gfisco Checked By: SA Date: 8/1/2019

Disc Reference:
Q:\Projects\2250 Berding & Weil\001 1055 Commercial Ct\001 1055 Commercial Ct.aprx

LEGEND

- BORING LOCATION
- SHALLOW SOIL SAMPLING LOCATION
- SITE BOUNDARY
- TENANT BOUNDARIES

AST = ABOVEGROUND STORAGE TANK

NOTES:
1. ALL LOCATIONS ARE APPROXIMATE
2. FIGURES WERE PRODUCED IN COLOR. GRAYSCALE COPIES MAY NOT REPRODUCE ALL ORIGINAL INFORMATION.

FARALLON CONSULTING
Quality Service for Environmental Solutions | farallonconsulting.com

Washington
Issaquah | Bellingham | Seattle

Oregon
Portland | Baker City

California
Oakland | Folsom | Irvine

FIGURE 2

SITE PLAN SHOWING
BORING LOCATIONS
1055 COMMERCIAL COURT
SAN JOSE, CALIFORNIA

FARALLON PN: 2250-001

Drawn By: gfisco | Checked By: SA | Date: 8/1/2019 | Disc Reference:

Path: Q:\Projects\2250 Berding & Weil\001 1055 Commercial Ct\001 1055 Commercial Ct.aprx

TABLES

PHASE II
ENVIRONMENTAL SITE ASSESSMENT FINDINGS
1055 Commercial Court
San Jose, California

Farallon PN: 2250-001

Table 1
Sampling and Analysis Plan
1055 Commercial Court
San Jose, California
Farallon PN: 2250-001

Boring Designation	Primary Objective	Sample Matrix	Sample Depth[1]	Laboratory Analysis							
				VOCs[2]	GRO[3]	DRO[3]	ORO[3]	PCBs[4]	SVOCs[5]	Metals[6]	Pesticides[7]
F-1	Former Landfill Operations	Soil	2	X	X	X	X	X	X	X	X
		Groundwater	20	X	X	X	X	---	X	X	X
F-2		Soil	2	X	X	X	X	X	X	X	X
		Groundwater	20	X	X	X	X	---	X	X	X
F-3	Vehicle Maintenance Areas	Soil	2	X	X	X	X	---	---	X	---
		Groundwater	20	X	X	X	X	---	---	---	---
F-4		Soil	2	X	X	X	X	---	---	X	---
		Groundwater	20	X	X	X	X	---	---	---	---
F-5		Soil	2	X	X	X	X	X	X	X	X
		Groundwater	20	X	X	X	X	---	X	---	---
F-7	Chemical Storage Areas	Soil	2	X	X	X	X	---	---	X	X
		Groundwater	20	X	X	X	X	---	---	---	---
F-8		Soil	2	X	X	X	X	---	---	X	X
		Groundwater	20	X	X	X	X	---	---	---	---
F-10	Auto Reclamation Area	Soil	2	X	X	X	X	---	---	X	---
		Groundwater	20	X	X	X	X	---	---	X	---
F-11		Soil	2	X	X	X	X	X	X	X	X
		Groundwater	20	X	X	X	X	---	X	X	---
F-12		Soil	2	X	X	X	X	---	---	X	---
		Groundwater	20	X	X	X	X	---	---	X	---
F-13		Soil	2	X	X	X	X	X	X	X	X
		Groundwater	20	X	X	X	X	---	X	X	---
F-14		Soil	2	X	X	X	X	---	---	X	---
		Groundwater	20	X	X	X	X	---	---	X	---
F-15		Soil	2	X	X	X	X	---	---	X	---
		Groundwater	20	X	X	X	X	---	---	X	---
F-16		Soil	2	X	X	X	X	---	---	X	---
		Groundwater	20	X	X	X	X	---	---	X	---
F-17		Soil	2	X	X	X	X	---	---	X	---
		Groundwater	20	X	X	X	X	---	---	X	---
S-1		Soil	1	---	X	X	X	---	---	X	---
		Soil	3	---	---	---	---	---	---	---	---
S-2		Soil	1	---	X	X	X	---	---	X	---
		Soil	3	---	---	---	---	---	---	---	---
S-5		Soil	1	---	X	X	X	---	---	X	---
		Soil	3	---	---	---	---	---	---	---	---
S-6		Soil	1	---	X	X	X	---	---	X	---
		Soil	3	---	---	---	---	---	---	---	---
S-7		Soil	1	---	X	X	X	---	---	X	---
		Soil	3	---	---	---	---	---	---	---	---

NOTES:

--- denotes sample not collected for analysis.

X denotes sample collected for analysis.

[1] Estimated depth in feet below ground surface.

[2] Analyzed by U.S. Environmental Protection Agency (EPA) Method 8260B.

[3] Analyzed by EPA Method 8015M.

[4] Analyzed by EPA Method 8082A.

[5] Analyzed by EPA Method 8270D.

[6] CAM 17 Metals analyzed by EPA Method 6010/7000.

[7] Analyzed by EPA Method 8081.

DRO = total petroleum hydrocarbons (TPH) as diesel-range organics

GRO = TPH as gasoline-range organics

ORO = TPH as oil-range organics

PCBs = polychlorinated biphenyls

SVOCs = semivolatile organic compounds

VOCs = volatile organic compounds

Table 2
Soil Analytical Results for TPH
1055 Commercial Court
San Jose, California
Farallon PN: 2250-001

Sample Location	Sample Identification	Sample Depth (feet)[1]	Sample Date	Analytical Results (milligrams per kilogram)[2]		
				GRO	DRO	ORO
F-1	F-1 (2')	2.0	5/23/2019	2.8	11	110
F-2	F-2 (2')	2.0	5/23/2019	< 1.0	17	110
F-3	F-3 (2')	2.0	5/23/2019	1.5	43	75
F-4	F-4 (2')	2.0	5/23/2019	11	33	98
F-5	F-5 (2')	2.0	5/23/2019	13	13	84
F-7	F-7 (2')	2.0	5/23/2019	9.3	420	280
F-8	F-8 (2')	2.0	5/23/2019	9.9	< 50	500
F-10	F-10 (2')	2.0	5/22/2019	21	**890**	**4,500**
F-11	F-11 (2')	2.0	5/22/2019	3.9	82	400
F-12	F-12 (2')	2.0	5/21/2019	1.3	22	330
F-13	F-13 (2')	2.0	5/21/2019	**150**	**450**	800
F-14	F-14 (2')	2.0	5/21/2019	12	94	670
F-15	F-15 (2')	2.0	5/22/2019	5.9	130	1,300
F-16	F-16 (2')	2.0	5/22/2019	100	63	440
F-17	F-17 (2')	2.0	5/22/2019	22	62	370
S-1	S-1 (1')	1.0	5/22/2019	7.6	42	450
S-2	S-2 (1')	1.0	5/22/2019	15	140	1,500
S-5	S-5 (1')	1.0	5/21/2019	< 1.0	< 1.0	< 5.0
S-6	S-6 (1')	1.0	5/21/2019	9.7	66	350
San Francisco Bay RWQCB Tier 1 ESLs for Soil[3]				**100**	**260**	**1,600**
San Francisco Bay RWQCB ESLs Commercial: Shallow Soil Exposure[4]				**2,000**	**1,200**	**180,000**

NOTES:

Results in **bold** denote concentrations exceeding Tier 1 screening levels.

< denotes analyte not detected at or exceeding the laboratory reporting limit listed.

[1]Depth in feet below ground surface.

[2]Analyzed by U.S. Environmental Protection Agency Method 8015B.

[3]San Francisco Bay Regional Water Quality Control Board (RWQCB) Tier 1 Environmental Screening Levels (ESLs) for soil dated January 2019 (Rev. 1).

[4]San Francisco Bay RWQCB Direct Exposure Human Health Risk Levels for Commercial/Industrial Shallow Soil Exposure (Table S-1), dated January 2019 (Rev. 1).

DRO = total petroleum hydrocarbons (TPH) as diesel-range organics

ESL = Environmental Screening Level

GRO = TPH as gasoline-range organics

ORO = TPH as oil-range organics

Table 3
Soil Analytical Results for Detected VOCs
1055 Commercial Court
San Jose, California
Farallon PN: 2250-001

Sample Location	Sample Identification	Sample Depth (feet)[1]	Sample Date	Analytical Results (milligrams per kilogram)																
				1,2,4-Trimethylbenzene	1,3,5-Trimethylbenzene	2-Butanone (Methyl ethyl ketone)	Acetone	Benzene	Ethylbenzene	Isopropylbenzene	Methyl tertiary butyl ether (MTBE)	Naphthalene	n-Butylbenzene	n-Propylbenzene	p-Isopropyltoluene	Sec-Butylbenzene	Toluene	Trichloroethene (TCE)	m,p-Xylene	o-Xylene	Xylenes (total)
F-1	F-1 (2')	2.0	5/23/2019	< 0.0052	< 0.0052	< 0.021	< 0.10	< 0.0052	< 0.0052	< 0.0052	< 0.0052	< 0.0052	< 0.0052	< 0.0052	< 0.0052	< 0.0052	< 0.0052	< 0.0052	< 0.0052	< 0.0052	< 0.0052
F-2	F-2 (2')	2.0	5/23/2019	< 0.0062	< 0.0062	< 0.025	< 0.12	< 0.0062	< 0.0062	< 0.0062	< 0.0062	< 0.0062	< 0.0062	< 0.0062	< 0.0062	< 0.0062	< 0.0062	< 0.0062	< 0.0062	< 0.0062	< 0.0062
F-3	F-3 (2')	2.0	5/23/2019	< 0.0062	< 0.0062	< 0.025	< 0.12	< 0.0062	< 0.0062	< 0.0062	< 0.0062	< 0.0062	< 0.0062	< 0.0062	< 0.0062	< 0.0062	< 0.0062	< 0.0062	< 0.0062	< 0.0062	< 0.0062
F-4	F-4 (2')	2.0	5/23/2019	0.12	< 0.018	< 0.073	< 0.36	< 0.018	0.022	0.028	< 0.018	< 0.018	< 0.018	0.024	0.022	< 0.018	< 0.018	< 0.018	0.17	< 0.018	0.17
F-5	F-5 (2')	2.0	5/23/2019	0.0069	< 0.0054	0.028	**5.9**	< 0.0054	< 0.0054	< 0.0054	< 0.0054	< 0.0054	< 0.0054	< 0.0054	< 0.0054	< 0.0054	< 0.0054	< 0.0054	< 0.0054	< 0.0054	< 0.0054
F-7	F-7 (2')	2.0	5/23/2019	< 0.0053	< 0.0053	< 0.021	< 0.11	< 0.0053	< 0.0053	< 0.0053	< 0.0053	< 0.0053	< 0.0053	< 0.0053	< 0.0053	< 0.0053	< 0.0053	< 0.0053	< 0.0053	< 0.0053	< 0.0053
F-8	F-8 (2')	2.0	5/23/2019	< 0.0053	< 0.0053	< 0.021	< 0.11	< 0.0053	< 0.0053	< 0.0053	< 0.0053	< 0.0053	< 0.0053	< 0.0053	< 0.0053	< 0.0053	< 0.0053	< 0.0053	< 0.0053	< 0.0053	< 0.0053
F-10	F-10 (2')	2.0	5/22/2019	0.032	0.063	< 0.020	< 0.099	< 0.0049	0.0053	< 0.0049	< 0.0049	0.025	0.021	< 0.0049	0.0083	< 0.0049	0.010	< 0.0049	0.023	0.0099	0.033
F-11	F-11 (2')	2.0	5/22/2019	0.0093	0.0061	< 0.021	< 0.10	< 0.0052	< 0.0052	< 0.0052	< 0.0052	0.0065	< 0.0052	< 0.0052	< 0.0052	< 0.0052	< 0.0052	< 0.0052	0.0068	< 0.0052	0.0068
F-12	F-12 (2')	2.0	5/21/2019	< 0.0046	< 0.0046	< 0.019	< 0.093	< 0.0046	< 0.0046	< 0.0046	< 0.0046	< 0.0046	< 0.0046	< 0.0046	< 0.0046	< 0.0046	< 0.0046	< 0.0046	< 0.0046	< 0.0046	< 0.0046
F-13	F-13 (2')	2.0	5/21/2019	0.018	0.0055	< 0.017	< 0.086	0.0070	< 0.0043	< 0.0043	0.014	< 0.0043	< 0.0043	< 0.0043	< 0.0043	< 0.0043	< 0.0043	< 0.0043	0.016	0.0057	0.022
F-14	F-14 (2')	2.0	5/21/2019	< 0.0049	< 0.0049	< 0.020	< 0.098	0.0078	< 0.0049	< 0.0049	< 0.0049	< 0.0049	< 0.0049	< 0.0049	< 0.0049	< 0.0049	< 0.0049	< 0.0049	< 0.0049	< 0.0049	< 0.0049
F-15	F-15 (2')	2.0	5/22/2019	0.012	< 0.005	< 0.020	< 0.10	< 0.005	< 0.005	< 0.005	< 0.005	< 0.005	< 0.005	< 0.005	< 0.005	< 0.005	0.0055	< 0.005	0.015	< 0.005	0.015
F-16	F-16 (2')	2.0	5/22/2019	0.36	0.52	< 0.085	< 0.42	< 0.021	0.053	0.024	< 0.021	**0.087**	0.11	0.13	0.047	0.039	0.058	< 0.021	0.16	0.10	0.26
F-17	F-17 (2')	2.0	5/22/2019	0.12	0.045	< 0.020	< 0.10	< 0.0051	0.025	0.0063	0.0087	0.023	0.015	0.019	0.0058	< 0.0051	0.038	< 0.0051	0.11	0.040	0.15
San Francisco Bay RWQCB Tier 1 ESLs for Soil[3]				**NE**	**NE**	**6.1**	**0.92**	**0.025**	**0.43**	**NE**	**0.028**	**0.042**	**NE**	**NE**	**NE**	**NE**	**3.2**	**0.085**	**NE**	**NE**	**2.1**
San Francisco Bay RWQCB ESLs Commercial: Shallow Soil Exposure[4]				**NE**	**NE**	**200,000**	**670,000**	**1.4**	**26**	**NE**	**210**	**17**	**NE**	**NE**	**NE**	**NE**	**5,300**	**6.1**	**NE**	**NE**	**2,500**

NOTES:

Results in **bold** denote concentrations exceeding Tier 1 screening levels.

< denotes analyte not detected at or exceeding the reporting limit listed.

[1]Depth in feet below ground surface.

[2]Analyzed by U.S. Environmental Protection Agency Method 8260B. Only detected VOCs shown in table; see lab report for full list of analytes.

[3]San Francisco Bay Regional Water Quality Control Board (RWQCB) Tier 1 Environmental Screening Levels (ESLs) for soil dated January 2019.

[4]San Francisco Bay RWQCB Direct Exposure Human Health Risk Levels for Commercial/Industrial Shallow Soil Exposure (Table S-1), dated January 2019 (Rev. 1).

ESL = Environmental Screening Level

NE = not established

VOCs = volatile organic compounds

Table 4
Soil Analytical Results for Detected SVOCs
1055 Commercial Court
San Jose, California
Farallon PN: 2250-001

Sample Location	Sample Identification	Sample Depth (feet)[1]	Sample Date	Analytical Results (milligrams per kilogram)						
				4-Chloroaniline	Biphenyl	Bis(2-Ethylhexyl) Phthalate	Butyl Benzyl Phthalate	Dimethylphthalate	Di-n-Butylphthalate	Phenol
F-1	F-1 (2')	2.0	5/23/2019	< 0.0050	< 0.026	0.052	< 0.050	< 0.0050	0.011	< 0.010
F-2	F-2 (2')	2.0	5/23/2019	< 0.0050	< 0.026	0.034	< 0.050	< 0.0050	< 0.0050	< 0.010
F-5	F-5 (2')	2.0	5/23/2019	< 0.0025	< 0.013	0.025	< 0.025	< 0.0025	0.0041	< 0.0050
F-11	F-11 (2')	2.0	5/22/2019	< 0.0025	< 0.013	**1.3**	0.18	**0.18**	0.033	0.0066
F-13	F-13 (2')	2.0	5/21/2019	0.0033	0.027	0.71	< 0.025	0.0099	0.016	0.010
San Francisco Bay RWQCB Tier 1 ESLs for Soil[3]				**0.0067**	**0.42**	**0.80**	**NE**	**0.035**	**NE**	**0.16**
San Francisco Bay RWQCB ESLs Commercial: Shallow Soil Exposure[4]				**16**	**200**	**160**	**NE**	**NE**	**NE**	**350,000**

NOTES:

Results in **bold** denote concentrations exceeding Tier 1 screening levels.

< denotes analyte not detected at or exceeding the reporting limit listed.

NE = not established

SVOCs = semivolatile organic compounds

[1]Depth in feet below ground surface.

[2]Analyzed by U.S. Environmental Protection Agency Method 8270C. Only detected SVOCs shown in table; see lab report for full list of analytes.

[3]San Francisco Bay Regional Water Quality Control Board (RWQCB) Tier 1 Environmental Screening Levels (ESLs) for soil dated January 2019.

[4]San Francisco Bay RWQCB Direct Exposure Human Health Risk Levels for Commercial/Industrial Shallow Soil Exposure (Table S-1), dated January 2019 (Rev. 1).

Table 5
Soil Analytical Results for PCBs
1055 Commercial Court
San Jose, California
Farallon PN: 2250-001

Sample Location	Sample Identification	Sample Depth (feet)[1]	Sample Date	Analytical Results (milligrams per kilogram)[2]							
				Aroclor 1016	Aroclor 1221	Aroclor 1232	Aroclor 1242	Aroclor 1248	Aroclor 1254	Aroclor 1260	Total PCBs
F-1	F-1 (2')	2.0	5/23/2019	< 0.025	< 0.025	< 0.025	< 0.025	0.072	0.046	< 0.025	0.12
F-2	F-2 (2')	2.0	5/23/2019	< 0.050	< 0.050	< 0.050	< 0.050	0.083	< 0.050	< 0.050	0.083
F-5	F-5 (2')	2.0	5/23/2019	< 0.050	< 0.050	< 0.050	< 0.050	< 0.050	0.10	< 0.050	0.10
F-11	F-11 (2')	2.0	5/22/2019	< 0.010	< 0.010	< 0.010	< 0.010	< 0.010	0.043	< 0.010	0.043
F-13	F-13 (2')	2.0	5/21/2019	< 0.010	< 0.010	< 0.010	< 0.010	< 0.010	< 0.010	0.069	0.069
San Francisco Bay RWQCB Tier 1 ESLs for Soil[3]											**0.23**
San Francisco Bay RWQCB ESLs Commercial: Shallow Soil Exposure[4]											**0.94**

NOTES:

< denotes analyte not detected at or exceeding the reporting limit listed.

ESL = Environmental Screening Level

PCB = polychlorinated biphenyl

[1]Depth in feet below ground surface.

[2]Analyzed by U.S. Environmental Protection Agency Method 8082.

[3]San Francisco Bay Regional Water Quality Control Board (RWQCB) Tier 1 Environmental Screening Levels (ESLs) for soil dated January 2019.

[4]San Francisco Bay RWQCB Direct Exposure Human Health Risk Levels for Commercial/Industrial Shallow Soil Exposure (Table S-1), dated January 2019 (Rev. 1).

Table 6
Soil Analytical Results for PAHs
1055 Commercial Court
San Jose, California
Farallon PN: 2250-001

Sample Location	Sample Identification	Sample Depth (feet)[1]	Sample Date	2-Methylnaphthalene	Acenaphthene	Acenaphthylene	Anthracene	Benzo(a)Anthracene	Benzo(a)Pyrene	Benzo(b)Fluoranthene	Benzo(g,h,i)Perylene	Benzo(k)Fluoranthene	Chrysene	Dibenzo(a,h)Anthracene	Fluoranthene	Fluorene	Indeno(1,2,3-cd)Pyrene	Naphthalene	Phenanthrene	Pyrene
F-1	F-1 (2')	2.0	5/23/2019	0.0074	< 0.0026	0.0057	0.0097	0.025	0.022	0.020	0.031	0.014	0.028	0.0077	0.046	< 0.0050	0.016	0.0032	0.024	0.039
F-2	F-2 (2')	2.0	5/23/2019	0.023	0.061	0.038	0.10	0.27	**0.15**	0.14	0.078	0.10	0.29	0.021	0.53	0.043	0.062	0.0030	0.35	0.30
F-5	F-5 (2')	2.0	5/23/2019	0.0029	< 0.0013	< 0.0013	< 0.0013	0.0060	0.0044	0.0061	0.017	0.0029	0.014	0.0036	0.0086	< 0.0025	0.0060	0.0021	0.0060	0.010
F-11	F-11 (2')	2.0	5/22/2019	0.031	< 0.0013	< 0.0013	0.0021	0.0082	0.0080	0.0073	0.019	0.0031	0.015	0.0043	0.015	< 0.0025	0.0073	0.016	0.026	0.025
F-13	F-13 (2')	2.0	5/21/2019	0.15	< 0.0013	0.0055	0.0049	0.015	0.016	0.011	0.021	0.0061	0.018	< 0.0025	0.028	0.0073	0.012	**0.081**	0.024	0.041
San Francisco Bay RWQCB Tier 1 ESLs for Soil[3]				**0.88**	**12**	**6.4**	**1.9**	**0.63**	**0.11**	**1.1**	**2.5**	**2.8**	**2.2**	**0.11**	**0.69**	**6.0**	**0.48**	**0.042**	**7.8**	**45**
San Francisco Bay RWQCB ESLs Commercial: Shallow Soil Exposure[4]				**3,000**	**45,000**	**NE**	**230,000**	**20**	**2.1**	**21**	**NE**	**210**	**2,100**	**2.1**	**30,000**	**30,000**	**21**	**17**	**NE**	**23,000**

NOTES:

Results in **bold** denote concentrations exceeding Tier 1 screening levels.

< denotes analyte not detected at or exceeding the reporting limit listed.

[1]Depth in feet below ground surface.

[2]Analyzed by U.S. Environmental Protection Agency Method 8270C and 8270C-SIM.

[3]San Francisco Bay Regional Water Quality Control Board (RWQCB) Tier 1 Environmental Screening Levels (ESLs) for soil dated January 2019.

[4]San Francisco Bay RWQCB Direct Exposure Human Health Risk Levels for Commercial/Industrial Shallow Soil Exposure (Table S-1), dated January 2019 (Rev. 1).

ESL = Environmental Screening Level

NE = not established

PAH = polycylic aromatic hydrocarbons

Table 7
Soil Analytical Results for Pesticides
1055 Commercial Court
San Jose, California
Farallon PN: 2250-001

Sample Location	Sample Identification	Sample Depth (feet)[1]	Sample Date	Analytical Results (milligrams per kilogram)											
				4,4'-DDD	4,4'-DDE	4,4'-DDT	Aldrin	Alpha-Bhc	Alpha-Chlordane	Beta-Bhc	Chlordane	Delta-Bhc	Dieldrin	Endosulfan I	Endosulfan Ii
F-1	F-1 (2')	2.0	5/23/2019	0.0014	0.0017	**0.0072**	< 0.0005	< 0.0005	0.0032	< 0.0015	**0.035**	< 0.0010	< 0.0005	< 0.0005	< 0.0005
F-2	F-2 (2')	2.0	5/23/2019	0.0013	0.0017	**0.0063**	< 0.0010	< 0.0010	0.0020	< 0.0030	< 0.025	< 0.0020	< 0.0010	< 0.0010	< 0.0010
F-5	F-5 (2')	2.0	5/23/2019	0.0017	0.0041	**0.012**	< 0.0010	< 0.0010	< 0.0010	< 0.0030	< 0.025	< 0.0020	**0.013**	< 0.0010	< 0.0010
F-7	F-7 (2')	2.0	5/23/2019	0.00080	0.00084	**0.0012**	< 0.0005	< 0.0005	< 0.0005	< 0.0015	< 0.012	< 0.0010	< 0.0005	< 0.0005	< 0.0005
F-8	F-8 (2')	2.0	5/23/2019	< 0.0010	< 0.0010	**0.0014**	< 0.0010	< 0.0010	< 0.0010	< 0.0030	< 0.025	< 0.0020	< 0.0010	< 0.0010	< 0.0010
F-11	F-11 (2')	2.0	5/22/2019	0.0092	0.012	**0.017**	< 0.00020	< 0.00020	0.0033	< 0.0006	**0.032**	< 0.0004	**0.0023**	< 0.00020	< 0.00020
F-13	F-13 (2')	2.0	5/21/2019	0.022	0.013	**0.010**	< 0.00020	< 0.00020	0.0021	< 0.0006	**0.032**	< 0.0004	**0.0024**	< 0.00020	< 0.00020
San Francisco Bay RWQCB Tier 1 ESLs for Soil[3]				**2.7**	**0.33**	**0.0011**	**0.0024**	**NE**	**NE**	**NE**	**0.0085**	**NE**	**0.00046**	**NE**	**NE**
San Francisco Bay RWQCB ESLs Commercial: Shallow Soil Exposure[4]				**12**	**8.3**	**8.5**	**0.15**	**NE**	**NE**	**NE**	**2**	**NE**	**0.16**	**NE**	**NE**

NOTES:

Results in **bold** denote concentrations exceeding Tier 1 screening levels.

< denotes analyte not detected at or exceeding the reporting limit listed.

ESL = Environmental Screening Level

NE = not established

[1]Depth in feet below ground surface.

[2]Analyzed by U.S. Environmental Protection Agency Method 8260B. Only detected VOCs shown in table; see lab report for full list of analytes.

[3]San Francisco Bay Regional Water Quality Control Board (RWQCB) Tier 1 Environmental Screening Levels (ESLs) for soil dated January 2019.

[4]San Francisco Bay RWQCB Direct Exposure Human Health Risk Levels for Commercial/Industrial Shallow Soil Exposure (Table S-1), dated January 2019 (Rev. 1).

Table 7
Soil Analytical Results for Pesticides
1055 Commercial Court
San Jose, California
Farallon PN: 2250-001

Sample Location	Sample Identification	Sample Depth (feet)[1]	Sample Date	Analytical Results (milligrams per kilogram)											
				Endosulfan Sulfate	Endrin	Endrin Aldehyde	Endrin Ketone	Gamma-Bhc (Lindane)	Gamma-Chlordane	Heptachlor	Heptachlor Epoxide	Hexachlorobenzene	Hexachlorocyclopentadiene	Methoxychlor	Toxaphene
F-1	F-1 (2')	2.0	5/23/2019	< 0.0005	< 0.0005	< 0.0005	< 0.0005	< 0.0005	0.0035	< 0.0005	< 0.0005	< 0.0050	< 0.010	< 0.0010	< 0.025
F-2	F-2 (2')	2.0	5/23/2019	< 0.0010	< 0.0010	< 0.0010	< 0.0010	< 0.0010	0.0023	< 0.0010	< 0.0010	< 0.010	< 0.020	< 0.0020	< 0.05
F-5	F-5 (2')	2.0	5/23/2019	< 0.0010	< 0.0010	< 0.0010	< 0.0010	< 0.0010	0.0030	< 0.0010	< 0.0010	< 0.010	< 0.020	< 0.0020	< 0.05
F-7	F-7 (2')	2.0	5/23/2019	< 0.0005	< 0.0005	< 0.0005	< 0.0005	< 0.0005	< 0.0005	< 0.0005	< 0.0005	< 0.0050	< 0.010	< 0.0010	< 0.025
F-8	F-8 (2')	2.0	5/23/2019	< 0.0010	< 0.0010	< 0.0010	< 0.0010	< 0.0010	< 0.0010	< 0.0010	< 0.0010	< 0.010	< 0.020	< 0.0020	< 0.05
F-11	F-11 (2')	2.0	5/22/2019	< 0.00020	< 0.00020	< 0.00020	< 0.00020	< 0.00020	0.0046	< 0.00020	< 0.00020	< 0.0020	< 0.004	< 0.0004	< 0.010
F-13	F-13 (2')	2.0	5/21/2019	< 0.00020	< 0.00020	< 0.00020	< 0.00020	< 0.00020	0.0043	< 0.00020	< 0.00020	< 0.0020	< 0.004	< 0.0004	< 0.010
San Francisco Bay RWQCB Tier 1 ESLs for Soil[3]				**NE**	**0.0011**	**NE**	**NE**	**0.0074**	**NE**	**0.12**	**0.00018**	**0.00080**	**NE**	**0.013**	**0.51**
San Francisco Bay RWQCB ESLs Commercial: Shallow Soil Exposure[4]				**NE**	**290**	**NE**	**NE**	**2.5**	**NE**	**0.53**	**0.28**	**0.78**	**NE**	**4,800**	**2.2**

NOTES:

Results in **bold** denote concentrations exceeding Tier 1 screening levels.

< denotes analyte not detected at or exceeding the reporting limit listed.

[1]Depth in feet below ground surface.

[2]Analyzed by U.S. Environmental Protection Agency Method 8260B. Only detected VOCs shown in table; see lab report for full list of analyte

[3]San Francisco Bay Regional Water Quality Control Board (RWQCB) Tier 1 Environmental Screening Levels (ESLs) for soil dated January 2(

[4]San Francisco Bay RWQCB Direct Exposure Human Health Risk Levels for Commercial/Industrial Shallow Soil Exposure (Table S-1), dated January 2019 (Rev. 1).

ESL = Environmental Screening Level

NE = not established

Table 8
Soil Analytical Results for Metals
1055 Commercial Court
San Jose, California
Farallon PN: 2250-001

Sample Location	Sample Identification	Sample Depth (feet) [1]	Sample Date	Analytical Results (milligrams per kilogram)[2]															
				Antimony	Arsenic	Barium	Beryllium	Cadmium	Chromium	Cobalt	Copper	Lead	Mercury	Molybdenum	Nickel	Selenium	Silver	Thallium	Vanadium	Zinc
F-1	F-1 (2')	2.0	5/23/2019	0.80	5.0	280	< 0.50	0.38	65	13	36	**81**	0.14	1.4	**120**	< 0.50	< 0.50	< 0.50	**51**	79
F-2	F-2 (2')	2.0	5/23/2019	0.82	4.3	210	< 0.50	0.51	41	8.0	32	**34**	0.13	2.3	46	< 0.50	< 0.50	< 0.50	**51**	65
F-3	F-3 (2')	2.0	5/23/2019	0.66	3.8	160	< 0.50	0.30	34	4.2	22	**68**	0.058	1.4	26	< 0.50	< 0.50	< 0.50	**36**	41
F-4	F-4 (2')	2.0	5/23/2019	0.73	5.2	250	< 0.50	0.43	40	7.6	29	31	0.16	0.90	52	< 0.50	< 0.50	< 0.50	**40**	65
F-5	F-5 (2')	2.0	5/23/2019	< 0.50	3.0	200	0.59	< 0.25	30	6.3	14	11	0.090	0.99	29	< 0.50	< 0.50	< 0.50	**37**	51
F-7	F-7 (2')	2.0	5/23/2019	< 0.50	3.1	220	< 0.50	< 0.25	25	3.7	14	7.3	< 0.050	1.1	24	< 0.50	< 0.50	< 0.50	**25**	27
F-8	F-8 (2')	2.0	5/23/2019	< 0.50	2.4	120	< 0.50	< 0.25	40	7.6	29	4.8	< 0.050	0.81	28	< 0.50	< 0.50	< 0.50	**64**	40
F-10	F-10 (2')	2.0	5/22/2019	1.1	3.0	240	< 0.50	0.70	100	19	85	**51**	0.13	1.7	**110**	0.61	0.96	< 0.50	**110**	120
F-11	F-11 (2')	2.0	5/22/2019	1.5	5.3	290	< 0.50	0.93	76	12	62	**160**	0.11	1.7	**67**	< 0.50	1.8	< 0.50	**68**	**740**
F-12	F-12 (2')	2.0	5/21/2019	2.6	7.6	210	< 0.50	1.8	82	9.6	61	**110**	0.60	2.4	83	< 0.50	< 0.50	< 0.50	**32**	**1,500**
F-13	F-13 (2')	2.0	5/21/2019	2.2	11	220	0.50	**5.7**	67	13	75	**120**	0.30	2.1	**95**	< 0.50	1.2	< 0.50	**52**	180
F-14	F-14 (2')	2.0	5/21/2019	1.7	**12**	310	< 0.50	0.53	71	12	47	**920**	0.32	3.1	84	< 0.50	< 0.50	< 0.50	**42**	140
F-15	F-15 (2')	2.0	5/22/2019	2.2	2.6	330	< 0.50	0.55	140	23	110	**58**	0.19	3.5	**99**	0.61	1.4	< 0.50	**130**	330
F-16	F-16 (2')	2.0	5/22/2019	1.4	3.8	**860**	< 0.50	0.75	58	11	40	23	0.37	5.1	73	2.4	< 0.50	< 0.50	**78**	94
F-17	F-17 (2')	2.0	5/22/2019	1.4	3.3	**480**	< 0.50	0.53	85	16	65	**61**	0.26	2.8	79	1.3	0.73	< 0.50	**100**	140
S-1	S-1 (1')	1.0	5/22/2019	1.3	3.2	**640**	< 0.50	0.65	49	11	75	**39**	0.24	2.1	77	1.4	< 0.50	< 0.50	**62**	150
S-2	S-2 (1')	1.0	5/22/2019	1.1	3.9	**580**	< 0.50	0.65	88	16	48	24	0.31	2.7	**180**	1.4	< 0.50	< 0.50	**81**	90
S-5	S-5 (1')	1.0	5/21/2019	0.63	7.4	150	< 0.50	< 0.25	58	11	25	7.6	0.066	0.59	**89**	< 0.50	< 0.50	< 0.50	**40**	56
S-6	S-6 (1')	1.0	5/21/2019	< 0.50	1.2	32	< 0.50	< 0.25	**350**	**68**	22	11	< 0.050	1.0	**1,700**	< 0.50	< 0.50	< 0.50	**43**	60
San Francisco Bay RWQCB Tier 1 ESLs for Soil[3]				**11**	**11[5]**	**390**	**5**	**1.9**	**160**	**23**	**180**	**32**	**13**	**6.9**	**86**	**2.4**	**25**	**0.78**	**18**	**340**
San Francisco Bay RWQCB ESLs Commercial: Shallow Soil Exposure[4]				**160**	**0.31**	**220,000**	**230**	**1,100**	**1,800,000**	**350**	**47,000**	**320**	**190**	**5,800**	**11,000**	**5,800**	**5,800**	**12**	**5,800**	**350,000**

NOTES:

Results in **bold** denote concentrations exceeding Tier 1 screening levels and established background concentrations.

Results higlighted gold denote concentrations exceeding Commercial screening levels and established background concentrations.

< denotes analyte not detected at or exceeding the laboratory reporting limit listed.

— denotes sample not analyzed.

B = analyte was detected in the associated method blank

[1]Depth in feet below ground surface.

[2]Analyzed by U.S. Environmental Protection Agency Methods 6020.

[3]San Francisco Bay Regional Water Quality Control Board (RWQCB) Tier 1 Environmental Screening Levels (ESLs) for soil dated January 2019.

[4]San Francisco Bay RWQCB Direct Exposure Human Health Risk Levels for Commercial/Industrial Shallow Soil Exposure (Table S-1), dated January 2019 (Rev. 1).

[5]San Francisco Bay Area background arsenic concentration in soils. Establishing Background Arsenic in Soil of the Urbanized San Franciso Bay Region, dated December 2011. Accessed at: https://www.waterboards.ca.gov/sanfranciscobay/water_issues/available_documents/2011_Arsenic_Background_Duverge.pdf

Table 9
Groundwater Analytical Results for TPH
1055 Commercial Court
San Jose, California
Farallon PN: 2250-001

Sample Location	Sample Date	Sample Identification	Analytical Results (micrograms per liter)[1]		
			GRO	DRO	ORO[3]
F-2	5/23/2019	F-2	**160**	**2,800**	15,000
F-3	5/23/2019	F-3	**140**	**940**	2,700
F-4	5/23/2019	F-4	**660**	**1,700**	7,000
F-5	5/23/2019	F-5	**240**	**5,800**	16,000
F-7	5/23/2019	F-7	**390**	**2,700**	10,000
F-8	5/23/2019	F-8	**1,100**	**43,000**	110,000
F-10	5/22/2019	F-10	52	**3,900**	24,000
F-11	5/22/2019	F-11	**610**	**3,400**	3,700
F-12	5/21/2019	F-12	**1,400**	**5,100**	6,900
F-13	5/21/2019	F-13	91	**14,000**	23,000
F-14	5/21/2019	F-14	< 50	**360**	2,500
F-15	5/22/2019	F-15	< 50	**510**	2,000
F-16	5/22/2019	F-16	**160**	**8,900**	54,000
F-17	5/22/2019	F-17	82	**9,700**	79,000
San Francisco Bay RWQCB Tier 1 ESLs for Groundwater[4]			**100**	**100**	**NE**

NOTES:

Results in **bold** denote concentrations exceeding Tier 1 screening levels.

< denotes analyte not detected at or exceeding the reporting limit listed.

[1]Analyzed by U.S. Environmental Protection Agency Method 8015B.

[3]ORO is not soluble. ORO detections in water most likely are petroleum degradates. If the detections are degradates, add DRO and ORO and compare to the DRO criterion.

[4]San Francisco Bay Regional Water Quality Control Board (RWQCB) Tier 1 Environmental Screening Levels (ESLs) for groundwater dated January 2019.

DRO = total petroleum hydrocarbons (TPH) as diesel-range organics

ESL = Environmental Screening Level

GRO = TPH as gasoline-range organics

ORO = TPH as oil-range organics

Table 10
Groundwater Analytical Results for Detected VOCs
1055 Commercial Court
San Jose, California
Farallon PN: 2250-001

Sample Location	Sample Date	Sample Identification	Analytical Results (micrograms per liter)[1]										
			1,1-Dichloroethene	1,2,4-Trimethylbenzene	1,2-Dichlorobenzene	1,2-Dichloroethane	1,3,5-Trimethylbenzene	1,3-Dichloropropene	1,4-Dichlorobenzene	4-Methyl-2-Pentanone (MIBK)	Acetone	Benzene	Carbon Disulfide
F-2	5/23/2019	F-2	< 0.010	< 0.50	< 0.50	0.022	< 0.50	< 0.50	< 0.50	< 0.50	< 10	0.64	< 0.50
F-3	5/23/2019	F-3	< 0.010	0.70	< 0.50	< 0.010	< 0.50	< 0.50	< 0.50	< 0.50	< 10	**1.4**	< 0.50
F-4	5/23/2019	F-4	< 0.010	< 0.50	< 0.50	< 0.010	< 0.50	< 0.50	4.3	< 0.50	12	0.55	0.51
F-5	5/23/2019	F-5	< 0.010	< 0.50	1.8	< 0.010	< 0.50	**0.75**	3.4	< 0.50	< 10	**2.2**	0.77
F-7	5/23/2019	F-7	< 0.010	1.4	0.52	< 0.010	< 0.50	< 0.50	4.4	0.69	< 10	0.64	< 0.50
F-8	5/23/2019	F-8	0.36	4.6	< 0.50	< 0.010	< 0.50	< 0.50	3.2	< 0.50	< 10	**7.6**	< 0.50
F-10	5/22/2019	F-10	< 0.010	< 0.50	< 0.50	< 0.010	< 0.50	< 0.50	< 0.50	< 0.50	< 10	**1.4**	< 0.50
F-11	5/22/2019	F-11	< 0.010	3.5	< 0.50	0.019	1.3	< 0.50	< 0.50	< 0.50	< 10	**23**	< 0.50
F-12	5/21/2019	F-12	0.18	12	< 2.5	< 0.05	< 2.5	< 2.5	< 2.5	< 2.5	< 50	< 1	< 2.5
F-13	5/21/2019	F-13	< 0.010	1.3	< 0.50	< 0.010	0.50	< 0.50	< 0.50	< 0.50	< 10	0.74	< 0.50
F-14	5/21/2019	F-14	0.25	< 5.0	< 5.0	< 0.10	< 5.0	< 5.0	< 5.0	< 5.0	< 100	< 2	< 5.0
F-15	5/22/2019	F-15	< 0.010	< 0.50	< 0.50	< 0.010	< 0.50	< 0.50	< 0.50	< 0.50	< 10	< 0.2	< 0.50
F-16	5/22/2019	F-16	< 0.05	4.7	< 2.5	< 0.05	< 2.5	< 2.5	< 2.5	< 2.5	< 50	< 1	< 2.5
F-17	5/22/2019	F-17	< 0.010	< 0.50	< 0.50	< 0.010	< 0.50	< 0.50	< 0.50	< 0.50	< 10	0.25	< 0.50
San Francisco Bay RWQCB Tier 1 ESLs for Groundwater[2]			**3.2**	**NE**	**14**	**0.50**	**NE**	**0.50**	**5.0**	**120**	**1500**	**1.0**	**NE**
San Francisco Bay RWQCB ESLs Vapor Intrusion Human Health Risk Levels: Commercial/Industrial[3]			**280**	**NE**	**100**	**9.8**	**NE**	**5.1**	**11**	**2,300,000**	**97,000,000**	**1.8**	**NE**

NOTES:
Results in **bold** denote concentrations exceeding Tier 1 ESLs.
Results highlighted gold denote concentrations exceeding Commercial screening levels.
< denotes analyte not detected at or exceeding the reporting limit listed.
[1]Analyzed by U.S. Environmental Protection Agency Method 8260B. Only detected VOCs shown in table; see lab report for full list of analytes.
[2]San Francisco Bay Regional Water Quality Control Board (RWQCB) Tier 1 Environmental Screening Levels (ESLs) for groundwater dated january 2019.
[3]San Francisco Bay RWQCB Groundwater Vapor Intrusion Human Health Risk Levels for Commercial/Industrial (Table GW-3), dated January 2019 (Rev. 1).

NE = not established
VOCs = volatile organic compounds

Table 10
Groundwater Analytical Results for Detected VOCs
1055 Commercial Court
San Jose, California
Farallon PN: 2250-001

Sample Location	Sample Date	Sample Identification	Analytical Results (micrograms per liter)[1]										
			Chlorobenzene	cis-1,2-Dichloroethene	Diisopropyl Ether	Ethylbenzene	Isopropylbenzene	Methyl tertiary butyl ether (MTBE)	Naphthalene	n-Butylbenzene	n-Propylbenzene	p-Isopropyltoluene	Sec-Butylbenzene
F-2	5/23/2019	F-2	3.0	< 0.50	< 0.50	< 0.50	1.3	3.1	**0.24**	< 0.50	< 0.50	< 0.50	< 0.50
F-3	5/23/2019	F-3	0.85	< 0.50	< 0.50	1.8	0.64	2.4	**0.70**	< 0.50	< 0.50	< 0.50	< 0.50
F-4	5/23/2019	F-4	1.9	< 0.50	< 0.50	**16**	< 0.50	**5.6**	**0.46**	< 0.50	< 0.50	< 0.50	< 0.50
F-5	5/23/2019	F-5	19	< 0.50	0.75	1.4	< 0.50	2.6	**0.39**	0.56	< 0.50	< 0.50	< 0.50
F-7	5/23/2019	F-7	1.8	< 0.50	< 0.50	0.71	3.9	2.5	**5.9**	1.4	1.7	0.69	0.54
F-8	5/23/2019	F-8	21	< 0.50	< 0.50	5.1	1.4	< 0.50	**8.0**	6.6	1.9	3.2	1.6
F-10	5/22/2019	F-10	< 0.50	< 0.50	< 0.50	< 0.50	< 0.50	**28**	**0.49**	< 0.50	< 0.50	< 0.50	< 0.50
F-11	5/22/2019	F-11	1.6	< 0.50	< 0.50	2.8	9.7	**8.5**	**5.8**	0.64	3.8	5.5	0.51
F-12	5/21/2019	F-12	< 2.5	**50**	< 2.5	< 2.5	4.1	**27**	< 0.50	4.9	4.8	< 2.5	6.0
F-13	5/21/2019	F-13	< 0.50	< 0.50	< 0.50	< 0.50	< 0.50	**8.2**	**1.7**	< 0.50	0.55	< 0.50	< 0.50
F-14	5/21/2019	F-14	< 5.0	**99**	< 5.0	< 5.0	< 5.0	**15**	< 1	< 5.0	< 5.0	< 5.0	< 5.0
F-15	5/22/2019	F-15	< 0.50	< 0.50	< 0.50	< 0.50	< 0.50	**9.2**	0.10	< 0.50	< 0.50	< 0.50	< 0.50
F-16	5/22/2019	F-16	< 2.5	< 2.5	< 2.5	< 2.5	< 2.5	**36**	**6.9**	< 2.5	< 2.5	< 2.5	< 2.5
F-17	5/22/2019	F-17	< 0.50	< 0.50	< 0.50	< 0.50	0.54	**16**	**0.79**	< 0.50	< 0.50	< 0.50	< 0.50
San Francisco Bay RWQCB Tier 1 ESLs for Groundwater[2]			**25**	**6.0**	**NE**	**13**	**NE**	**5.0**	**0.17**	**NE**	**NE**	**NE**	**NE**
San Francisco Bay RWQCB ESLs Vapor Intrusion Human Health Risk Levels: Commercial/Industrial[3]			**1,700**	**210**	**NE**	**15**	**NE**	**2,000**	**20**	**NE**	**NE**	**NE**	**NE**

NOTES:
Results in **bold** denote concentrations exceeding Tier 1 ESLs.
Results highlighted gold denote concentrations exceeding Commercial screening levels.
< denotes analyte not detected at or exceeding the reporting limit listed.

[1]Analyzed by U.S. Environmental Protection Agency Method 8260B. Only detected VOCs shown in table; see lab report for full list of analytes.

[2]San Francisco Bay Regional Water Quality Control Board (RWQCB) Tier 1 Environmental Screening Levels (ESLs) for groundwater dated january 2019.

[3]San Francisco Bay RWQCB Groundwater Vapor Intrusion Human Health Risk Levels for Commercial/Industrial (Table GW-3), dated January 2019 (Rev. 1).

NE = not established
VOCs = volatile organic compounds

Table 10
Groundwater Analytical Results for Detected VOCs
1055 Commercial Court
San Jose, California
Farallon PN: 2250-001

Sample Location	Sample Date	Sample Identification	Analytical Results (micrograms per liter)[1]					
			tert-Butyl alcohol	Toluene	Vinyl Chloride	m,p-Xylene	o-Xylene	Xylenes (total)
F-2	5/23/2019	F-2	**24**	< 0.50	**0.16**	< 0.50	< 0.50	< 0.50
F-3	5/23/2019	F-3	**39**	0.87	**0.084**	4.6	1.3	5.9
F-4	5/23/2019	F-4	**94**	1.6	0.039	55	13	**69**
F-5	5/23/2019	F-5	**79**	< 0.50	0.060	3.8	< 0.50	3.8
F-7	5/23/2019	F-7	**15**	< 0.50	**0.085**	2.4	0.99	3.4
F-8	5/23/2019	F-8	**130**	< 0.50	**0.13**	7.7	1.6	9.2
F-10	5/22/2019	F-10	**91**	< 0.50	**0.71**	< 0.50	< 0.50	< 0.50
F-11	5/22/2019	F-11	**16**	0.97	**0.15**	7.2	4.5	12
F-12	5/21/2019	F-12	< 25	18	**52**	< 2.5	< 2.5	< 2.5
F-13	5/21/2019	F-13	**36**	< 0.50	0.013	1.8	0.54	2.3
F-14	5/21/2019	F-14	< 50	< 5.0	**80**	< 5.0	< 5.0	< 5.0
F-15	5/22/2019	F-15	**19**	< 0.50	< 0.0050	< 0.50	< 0.50	< 0.50
F-16	5/22/2019	F-16	**260**	< 2.5	< 0.025	< 2.5	< 2.5	< 2.5
F-17	5/22/2019	F-17	**44**	< 0.50	0.039	< 0.50	< 0.50	< 0.50
San Francisco Bay RWQCB Tier 1 ESLs for Groundwater[2]			**12**	**40**	**0.061**	**NE**	**NE**	**20**
San Francisco Bay RWQCB ESLs Vapor Intrusion Human Health Risk Levels: Commercial/Industrial[3]			**NE**	**4,900**	**0.14**	**NE**	**NE**	**1,600**

NOTES:
Results in **bold** denote concentrations exceeding Tier 1 ESLs.
Results highlighted gold denote concentrations exceeding Commercial screening levels.
< denotes analyte not detected at or exceeding the reporting limit listed.
[1]Analyzed by U.S. Environmental Protection Agency Method 8260B. Only detected VOCs shown in table; see lab report for full list of analytes.
[2]San Francisco Bay Regional Water Quality Control Board (RWQCB) Tier 1 Environmental Screening Levels (ESLs) for groundwater dated january 2019.
[3]San Francisco Bay RWQCB Groundwater Vapor Intrusion Human Health Risk Levels for Commercial/Industrial (Table GW-3), dated January 2019 (Rev. 1).

NE = not established
VOCs = volatile organic compounds

Table 11
Groundwater Analytical Results for Detected SVOCs
1055 Commercial Court
San Jose, California
Farallon PN: 2250-001

Sample Location	Sample Date	Sample Identification	Analytical Results (micrograms per liter)[1]					
			3,3`-Dichlorobenzidine	Biphenyl	Bis(2-Ethylhexyl) Phthalate	Di-n-Butylphthalate	n-Nitrosodiphenylamine	Phenol
F-2	5/23/2019	F-2	< 0.11	< 0.28	**17**	< 0.11	74	0.77
F-5	5/23/2019	F-5	< 0.043	< 0.11	3.4	< 0.043	9.1	0.29
F-11	5/22/2019	F-11	**0.23**	< 0.055	0.25	< 0.022	16	< 0.022
F-13	5/21/2019	F-13	< 0.23	**0.63**	< 0.47	0.56	< 12	0.61
San Francisco Bay RWQCB Tier 1 ESLs for Groundwater[2]			**0.046**	**0.50**	**4.0**	**NE**	**NE**	**5.0**
San Francisco Bay RWQCB ESLs Vapor Intrusion Human Health Risk Levels: Commercial/Industrial[3]			**NE**	**130**	**NE**	**NE**	**NE**	**NE**

NOTES:

Results in **bold** denote concentrations exceeding Tier 1 ESLs.

SVOCs = semivolatile organic compounds

< denotes analyte not detected at or exceeding the reporting limit listed.

[1]Analyzed by U.S. Environmental Protection Agency Method 8260B. Only detected SVOCs shown in table; see lab report for full list of analytes.

[2]San Francisco Bay Regional Water Quality Control Board (RWQCB) Tier 1 Environmental Screening Levels (ESLs) for groundwater dated january 2019.

[3]San Francisco Bay RWQCB Groundwater Vapor Intrusion Human Health Risk Levels for Commercial/Industrial (Table GW-3), dated January 2019 (Rev. 1).

Table 12
Groundwater Analytical Results for PAHs
1055 Commercial Court
San Jose, California
Farallon PN: 2250-001

Sample Location	Sample Date	Sample Identification	Analytical Results (micrograms per liter)[1]																
			1-Methylnaphthalene	2-Methylnaphthalene	Acenaphthene	Acenaphthylene	Anthracene	Benzo(a)Anthracene	Benzo(a)Pyrene	Benzo(b)Fluoranthene	Benzo(g,h,i)Perylene	Benzo(k)Fluoranthene	Chrysene	Dibenzo(a,h)Anthracene	Fluoranthene	Fluorene	Indeno(1,2,3-cd)Pyrene	Naphthalene	Phenanthrene	Pyrene
F-2	5/23/2019	F-2	0.84	< 0.055	< 0.055	< 0.055	< 0.055	< 0.11	< 0.055	< 0.028	< 0.11	< 0.055	< 0.055	< 0.055	< 0.055	< 0.055	< 0.11	< 0.055	0.57	0.50
F-5	5/23/2019	F-5	1.1	< 0.021	< 0.021	< 0.021	< 0.021	**0.046**	< 0.021	0.013	< 0.043	< 0.021	**0.062**	< 0.021	< 0.021	< 0.021	< 0.043	< 0.021	0.65	0.17
F-11	5/22/2019	F-11	0.95	0.55	< 0.011	< 0.011	< 0.011	< 0.022	< 0.011	< 0.0055	< 0.022	< 0.011	< 0.011	< 0.011	< 0.011	< 0.011	< 0.022	**1.2**	< 0.022	< 0.022
F-13	5/21/2019	F-13	11	**5.0**	< 0.12	< 0.12	< 0.12	< 0.23	< 0.12	< 0.058	< 0.23	< 0.12	< 0.12	< 0.12	< 0.12	1.8	< 0.23	**1.3**	2.4	< 0.23
San Francisco Bay RWQCB Tier 1 ESLs for Groundwater[2]			**NE**	**2.1**	**15**	**15**	**0.73**	**0.017**	**0.014**	**0.049**	**0.1**	**0.049**	**0.049**	**0.025**	**8**	**3.9**	**0.049**	**0.17**	**4.6**	**2**
San Francisco Bay RWQCB ESLs Vapor Intrusion Human Health Risk Levels: Commercial/Industrial[3]			**NE**	**NE**	**NE**	**NE**	**NE**	**230**	**NE**	**NE**	**NE**	**NE**	**NE**	**NE**	**NE**	**NE**	**NE**	**20**	**NE**	**NE**

NOTES:

Results in **bold** denote concentrations exceeding Tier 1 ESLs.

< denotes analyte not detected at or exceeding the reporting limit listed.

NE = not established

PAH = polycylic aromatic hydrocarbon

[1]Analyzed by U.S. Environmental Protection Agency Method 8270C.

[2]San Francisco Bay Regional Water Quality Control Board (RWQCB) Tier 1 Environmental Screening Levels (ESLs) for groundwater dated January 2019.

[3]San Francisco Bay RWQCB Groundwater Vapor Intrusion Human Health Risk Levels for Commercial/Industrial (Table GW-3), dated January 2019 (Rev. 1).

Table 13
Groundwater Analytical Results for Pesticides
1055 Commercial Court
San Jose, California
Farallon PN: 2250-001

Sample Location	Sample Date	Sample Identification	Analytical Results (micrograms per liter)[1]										
			4,4'-DDD	4,4'-DDE	4,4'-DDT	Aldrin	Alpha-Bhc	Alpha-Chlordane	Beta-Bhc	Chlordane (Technical)	Delta-Bhc	Dieldrin	Endosulfan I
F-2	5/23/2019	F-2	< 0.010	< 0.010	< 0.010	< 0.0050	< 0.010	< 0.050	< 0.0050	< 0.10	< 0.0050	< 0.010	< 0.020
San Francisco Bay RWQCB Tier 1 ESLs for Groundwater[2]			**0.00084**	**0.00059**	**0.00059**	**0.00014**	**NE**	**NE**	**NE**	**NE**	**NE**	**0.00014**	**NE**
San Francisco Bay RWQCB ESLs Vapor Intrusion Human Health Risk Levels: Commercial/Industrial[3]			**NE**	**NE**	**NE**	**1.4**	**NE**	**NE**	**NE**	**NE**	**NE**	**6.5**	**NE**

NOTES:
Results in **bold** denote concentrations exceeding Tier 1 ESLs.
Results highlighted gold denote concentrations exceeding Commercial screening levels.
< denotes analyte not detected at or exceeding the reporting limit listed.

NE = not established

[1]Analyzed by U.S. Environmental Protection Agency Method 8260B. Only detected VOCs shown in table; see lab report for full list of analytes.
[2]San Francisco Bay Regional Water Quality Control Board (RWQCB) Tier 1 Environmental Screening Levels (ESLs) for groundwater dated january 2019.
[3]San Francisco Bay RWQCB Groundwater Vapor Intrusion Human Health Risk Levels for Commercial/Industrial (Table GW-3), dated January 2019 (Rev. 1).

Table 13
Groundwater Analytical Results for Pesticides
1055 Commercial Court
San Jose, California
Farallon PN: 2250-001

Sample Location	Sample Date	Sample Identification	Analytical Results (micrograms per liter)[1]												
			Endosulfan Ii	Endosulfan Sulfate	Endrin	Endrin Aldehyde	Endrin Ketone	Gamma-Bhc (Lindane)	Gamma-Chlordane	Heptachlor	Heptachlor Epoxide	Hexachlorobenzene	Hexachlorocyclopentadiene	Methoxychlor	Toxaphene
F-2	5/23/2019	F-2	< 0.020	< 0.050	< 0.010	< 0.050	< 0.050	< 0.020	< 0.050	< 0.010	< 0.010	< 0.50	< 1.0	< 0.10	< 0.50
San Francisco Bay RWQCB Tier 1 ESLs for Groundwater[2]			**NE**	**NE**	**0.0023**	**NE**	**NE**	**0.016**	**NE**	**0.00021**	**0.00011**	**0.00077**	**NE**	**0.0030**	**0.00020**
San Francisco Bay RWQCB ESLs Vapor Intrusion Human Health Risk Levels: Commercial/Industrial[3]			**NE**	**NE**	**NE**	**NE**	**NE**	**NE**	**NE**	**0.79**	**5.5**	**0.34**	**NE**	**NE**	**NE**

NOTES:
Results in **bold** denote concentrations exceeding Tier 1 ESLs.
Results highlighted gold denote concentrations exceeding Commercial screening levels.
< denotes analyte not detected at or exceeding the reporting limit listed.

NE = not established

[1]Analyzed by U.S. Environmental Protection Agency Method 8260B. Only detected VOCs shown in table; see lab report for full list of analytes.
[2]San Francisco Bay Regional Water Quality Control Board (RWQCB) Tier 1 Environmental Screening Levels (ESLs) for groundwater dated january 2019.
[3]San Francisco Bay RWQCB Groundwater Vapor Intrusion Human Health Risk Levels for Commercial/Industrial (Table GW-3), dated January 2019 (Rev. 1).

Table 13
Groundwater Analytical Results for Pesticides
1055 Commercial Court
San Jose, California
Farallon PN: 2250-001

Sample Location	Sample Date	Sample Identification	Analytical Results (micrograms per liter)										
			4,4'-DDD	4,4'-DDE	4,4'-DDT	Aldrin	Alpha-Bhc	Alpha-Chlordane	Beta-Bhc	Chlordane (Technical)	Delta-Bhc	Dieldrin	Endosulfan I
F-2	5/23/2019	F-2	< 0.010	< 0.010	< 0.010	< 0.0050	< 0.010	< 0.050	< 0.0050	< 0.010	< 0.0050	< 0.010	< 0.020
San Francisco Bay RWQCB Tier 1 ESLs for Groundwater[2]			**0.00084**	**0.00059**	**0.00059**	**0.00014**	**NE**	**NE**	**NE**	**NE**	**NE**	**0.00014**	**NE**
San Francisco Bay RWQCB ESLs Vapor Intrusion Human Health Risk Levels: Commercial/Industrial[3]			**NE**	**NE**	**NE**	**1.4**	**NE**	**NE**	**NE**	**NE**	**NE**	**6.5**	**NE**

NOTES:
Results in **bold** denote concentrations exceeding Tier 1 ESLs.
Results highlighted gold denote concentrations exceeding Commercial screening levels.
< denotes analyte not detected at or exceeding the reporting limit listed.

NE = not established

[1]Analyzed by U.S. Environmental Protection Agency Method 8260B. Only detected VOCs shown in table; see lab report for full list of analytes.
[2]San Francisco Bay Regional Water Quality Control Board (RWQCB) Tier 1 Environmental Screening Levels (ESLs) for groundwater dated january 2019.
[3]San Francisco Bay RWQCB Groundwater Vapor Intrusion Human Health Risk Levels for Commercial/Industrial (Table GW-3), dated January 2019 (Rev. 1).

Table 14
Groundwater Analytical Results for Metals
1055 Commercial Court
San Jose, California
Farallon PN: 2250-001

Sample Location	Sample Date	Sample Identification	Analytical Results (micrograms per liter)[1]															
			Antimony	Arsenic	Barium	Beryllium	Cadmium	Chromium	Cobalt	Copper	Lead	Mercury	Molybdenum	Nickel	Selenium	Silver	Thallium	Vanadium	Zinc
F-2	05/23/19	F-2	< 2.5	10	**2,900**	< 2.5	< 2.5	16	**15**	**27**	**160**	< 0.25	3.5	**62**	< 2.5	< 2.5	< 2.5	**8.3**	**1,600**
F-10	05/22/19	F-10	**500**	**2,100**	**28,000**	< 25	**300**	**3,900**	**670**	**24,000**	**110,000**	**18**	**440**	**6,000**	**56**	**53**	< 25	**2,400**	**310,000**
F-11	05/22/19	F-11	< 25	**77**	**20,000**	< 25	< 25	**1,100**	**210**	**8,800**	**1,700**	< 2.5	29	**3,100**	< 25	< 25	< 25	**310**	**24,000**
F-12	05/21/19	F-12	**28**	**870**	**13,000**	**25**	< 25	**3,600**	**780**	**3,200**	**5,600**	**15**	100	**6,200**	**45**	**52**	< 25	**2,300**	**17,000**
F-13	05/21/19	F-13	< 25	**470**	**8,200**	< 25	< 25	**2,000**	**460**	**1,600**	**590**	< 2.5	44	**3,400**	< 25	< 25	< 25	**1,300**	**3,100**
F-14	05/21/19	F-14	< 25	**450**	**12,000**	< 25	**27**	**2,700**	**530**	**3,100**	**2,000**	**4.6**	82	**4,600**	< 25	< 25	< 25	**1,800**	**14,000**
F-15	05/22/19	F-15	**96**	**4,100**	**12,000**	< 25	**190**	**2,500**	**1,600**	**7,600**	**11,000**	**95**	**2,400**	**5,500**	< 25	**29**	< 25	**1,300**	**23,000**
F-16	05/22/19	F-16	**41**	**630**	**15,000**	< 25	**47**	**2,800**	**640**	**3,000**	**2,800**	**4.9**	**130**	**5,000**	< 25	< 25	< 25	**1,700**	**5,800**
F-17	05/22/19	F-17	**86**	**5,200**	**39,000**	**56**	**120**	**7,600**	**1,700**	**11,000**	**14,000**	**41**	**350**	**12,000**	**71**	**170**	< 25	**4,800**	**39,000**
San Francisco Bay RWQCB Tier 1 ESLs for Groundwater[2]			**6**	**10**	**1,000**	**2.7**	**0.25**	**50**	**3**	**3.1**	**2.5**	**0.025**	**100**	**8.2**	**0.5**	**0.19**	**2**	**19**	**81**
San Francisco Bay RWQCB ESLs Vapor Intrusion Human Health Risk Levels: Commercial/Industrial[3]			**NE**	**NE**	**NE**	**NE**	**NE**	**NE**	**NE**	**NE**	**NE**	**0.38**	**NE**	**NE**	**NE**	**NE**	**NE**	**NE**	**NE**

NOTES:

Results in **bold** denote concentrations exceeding Tier 1 screening levels.

Results highllighted in gold exceed commercial screening levels.

< denotes analyte not detected at or exceeding the laboratory reporting limit listed.

NE = not established

[1]Analyzed by U.S. Environmental Protection Agency Method 200.8.

[2]San Francisco Bay Regional Water Quality Control Board (RWQCB) Tier 1 Environmental Screening Levels (ESLs) for groundwater dated January 2019.

[3]San Francisco Bay RWQCB Groundwater Vapor Intrusion Human Health Risk Levels for Commercial/Industrial (Table GW-3), dated January 2019 (Rev. 1).

ATTACHMENT A
LABORATORY ANALYTICAL REPORTS

PHASE II
ENVIRONMENTAL SITE ASSESSMENT FINDINGS
1055 Commercial Court
San Jose, California

Farallon PN: 2250-001

McCampbell Analytical, Inc.

"When Quality Counts"

Analytical Report

WorkOrder: 1905B42 **Amended:** 06/03/2019

Report Created for: Farallon Consulting

180 Grand Avenue, Suite 900
Oakland, CA 94612

Project Contact: Ryan Charney
Project P.O.:
Project: 2250-001; 1055 Commercial Ct; San Jose, CA

Project Received: 05/21/2019

Analytical Report reviewed & approved for release on 05/30/2019 by:

Angela Rydelius
Laboratory Manager

The report shall not be reproduced except in full, without the written approval of the laboratory. The analytical results relate only to the items tested. Results reported conform to the most current NELAP standards, where applicable, unless otherwise stated in the case narrative.

McCampbell Analytical, Inc.
"When Quality Counts"

1534 Willow Pass Road, Pittsburg, CA 94565-1701
Toll Free Telephone: (877) 252-9262 / Fax: (925) 252-9269
http://www.mccampbell.com / E-mail: main@mccampbell.com

Glossary of Terms & Qualifier Definitions

Client: Farallon Consulting
Project: 2250-001; 1055 Commercial Ct; San Jose, CA
WorkOrder: 1905B42

Glossary Abbreviation

%D	Serial Dilution Percent Difference
95% Interval	95% Confident Interval
DF	Dilution Factor
DI WET	(DISTLC) Waste Extraction Test using DI water
DISS	Dissolved (direct analysis of 0.45 µm filtered and acidified water sample)
DLT	Dilution Test (Serial Dilution)
DUP	Duplicate
EDL	Estimated Detection Limit
ERS	External reference sample. Second source calibration verification.
ITEF	International Toxicity Equivalence Factor
LCS	Laboratory Control Sample
MB	Method Blank
MB % Rec	% Recovery of Surrogate in Method Blank, if applicable
MDL	Method Detection Limit
ML	Minimum Level of Quantitation
MS	Matrix Spike
MSD	Matrix Spike Duplicate
N/A	Not Applicable
ND	Not detected at or above the indicated MDL or RL
NR	Data Not Reported due to matrix interference or insufficient sample amount.
PDS	Post Digestion Spike
PDSD	Post Digestion Spike Duplicate
PF	Prep Factor
RD	Relative Difference
RL	Reporting Limit (The RL is the lowest calibration standard in a multipoint calibration.)
RPD	Relative Percent Deviation
RRT	Relative Retention Time
SPK Val	Spike Value
SPKRef Val	Spike Reference Value
SPLP	Synthetic Precipitation Leachate Procedure
ST	Sorbent Tube
TCLP	Toxicity Characteristic Leachate Procedure
TEQ	Toxicity Equivalents
TZA	TimeZone Net Adjustment for sample collected outside of MAI's UTC.
WET (STLC)	Waste Extraction Test (Soluble Threshold Limit Concentration)

McCampbell Analytical, Inc.
"When Quality Counts"
1534 Willow Pass Road, Pittsburg, CA 94565-1701
Toll Free Telephone: (877) 252-9262 / Fax: (925) 252-9269
http://www.mccampbell.com / E-mail: main@mccampbell.com

Glossary of Terms & Qualifier Definitions

Client: Farallon Consulting
Project: 2250-001; 1055 Commercial Ct; San Jose, CA
WorkOrder: 1905B42

Analytical Qualifiers

B	Analyte detected in the associated Method Blank and in the sample
H	Samples were analyzed out of hold time
J	Result is less than the RL/ML but greater than the MDL. The reported concentration is an estimated value.
P	Agreement between quantitative confirmation results exceed method recommended limits
S	Spike recovery outside accepted recovery limits
a9	Reporting limit near, but not identical to, our standard reporting limit due to variable Encore/Solid sample weight
a19	Reporting limit near, but not identical to our standard reporting limit due to variable sample volume
b6	Lighter than water immiscible sheen/product is present
b8	Sample diluted prior to digestion due to high sediment content.
c2	Surrogate recovery outside of the control limits due to matrix interference.
d1	Weakly modified or unmodified gasoline is significant
d7	Strongly aged gasoline or diesel range compounds are significant in the TPH(g) chromatogram
d9	No recognizable pattern
e2	Diesel range compounds are significant; no recognizable pattern
e3	Aged diesel is significant
e7	Oil range compounds are significant
e8	Pattern resembles kerosene/kerosene range/jet fuel range
h7	Copper (EPA 3660B) cleanup

Quality Control Qualifiers

F2	LCS/LCSD recovery and/or RPD/RSD is out of acceptance criteria.
F3	The surrogate standard recovery and/or RPD is outside of acceptance limits.
F10	MS/MSD outside control limits. Physical or chemical interferences exist due to sample matrix.

McCampbell Analytical, Inc.
"When Quality Counts"

1534 Willow Pass Road, Pittsburg, CA 94565-1701
Toll Free Telephone: (877) 252-9262 / Fax: (925) 252-9269
http://www.mccampbell.com / E-mail: main@mccampbell.com

Analytical Report

Client:	Farallon Consulting	**WorkOrder:**	1905B42
Date Received:	5/21/19 19:00	**Extraction Method:**	SW3550B/3640Am/3630Cm
Date Prepared:	5/23/19	**Analytical Method:**	SW8081A/8082
Project:	2250-001; 1055 Commercial Ct; San Jose, CA	**Unit:**	mg/kg

Organochlorine Pesticides + PCBs

Client ID	Lab ID	Matrix	Date Collected	Instrument	Batch ID
F-13 (2')	1905B42-005A	Soil	05/21/2019 10:35	GC23 05281912.d	178439

Analytes	Result	Qualifiers	RL	DF	Date Analyzed
Aldrin	ND		0.00020	2	05/29/2019 17:40
a-BHC	ND		0.00020	2	05/29/2019 17:40
b-BHC	ND		0.00060	2	05/29/2019 17:40
d-BHC	ND		0.00040	2	05/29/2019 17:40
g-BHC	ND		0.00020	2	05/29/2019 17:40
Chlordane (Technical)	**0.032**		0.0050	2	05/29/2019 17:40
a-Chlordane	**0.0021**	P	0.00020	2	05/29/2019 17:40
g-Chlordane	**0.0043**		0.00020	2	05/29/2019 17:40
p,p-DDD	**0.022**		0.00020	2	05/29/2019 17:40
p,p-DDE	**0.013**	P	0.00020	2	05/29/2019 17:40
p,p-DDT	**0.010**		0.00020	2	05/29/2019 17:40
Dieldrin	**0.0024**		0.00020	2	05/29/2019 17:40
Endosulfan I	ND		0.00020	2	05/29/2019 17:40
Endosulfan II	ND		0.00020	2	05/29/2019 17:40
Endosulfan sulfate	ND		0.00020	2	05/29/2019 17:40
Endrin	ND		0.00020	2	05/29/2019 17:40
Endrin aldehyde	ND		0.00020	2	05/29/2019 17:40
Endrin ketone	ND		0.00020	2	05/29/2019 17:40
Heptachlor	ND		0.00020	2	05/29/2019 17:40
Heptachlor epoxide	ND		0.00020	2	05/29/2019 17:40
Hexachlorobenzene	ND		0.0020	2	05/29/2019 17:40
Hexachlorocyclopentadiene	ND		0.0040	2	05/29/2019 17:40
Methoxychlor	ND		0.00040	2	05/29/2019 17:40
Toxaphene	ND		0.010	2	05/29/2019 17:40
Aroclor1016	ND		0.010	2	05/29/2019 17:40
Aroclor1221	ND		0.010	2	05/29/2019 17:40
Aroclor1232	ND		0.010	2	05/29/2019 17:40
Aroclor1242	ND		0.010	2	05/29/2019 17:40
Aroclor1248	ND		0.010	2	05/29/2019 17:40
Aroclor1254	ND		0.010	2	05/29/2019 17:40
Aroclor1260	**0.069**		0.010	2	05/29/2019 17:40
PCBs, total	**0.069**		0.010	2	05/29/2019 17:40

Surrogates	REC (%)	Limits	
Decachlorobiphenyl	97	20-145	05/29/2019 17:40

Analyst(s): LT

McCampbell Analytical, Inc.
"When Quality Counts"

1534 Willow Pass Road, Pittsburg, CA 94565-1701
Toll Free Telephone: (877) 252-9262 / Fax: (925) 252-9269
http://www.mccampbell.com / E-mail: main@mccampbell.com

Analytical Report

Client:	Farallon Consulting	**WorkOrder:**	1905B42
Date Received:	5/21/19 19:00	**Extraction Method:**	SW5035
Date Prepared:	5/21/19	**Analytical Method:**	SW8260B
Project:	2250-001; 1055 Commercial Ct; San Jose, CA	**Unit:**	mg/Kg

Volatile Organics [Encore Sampling]

Client ID	Lab ID	Matrix	Date Collected	Instrument	Batch ID
F-13 (2')	1905B42-005A	Soil	05/21/2019 10:35	GC18 05261906.D	178283

Analytes	Result	RL	DF	Date Analyzed
Acetone	ND	0.086	1	05/26/2019 15:16
tert-Amyl methyl ether (TAME)	ND	0.0043	1	05/26/2019 15:16
Benzene	**0.0070**	0.0043	1	05/26/2019 15:16
Bromobenzene	ND	0.0043	1	05/26/2019 15:16
Bromochloromethane	ND	0.0043	1	05/26/2019 15:16
Bromodichloromethane	ND	0.00086	1	05/26/2019 15:16
Bromoform	ND	0.0043	1	05/26/2019 15:16
Bromomethane	ND	0.0043	1	05/26/2019 15:16
2-Butanone (MEK)	ND	0.017	1	05/26/2019 15:16
t-Butyl alcohol (TBA)	ND	0.043	1	05/26/2019 15:16
n-Butyl benzene	ND	0.0043	1	05/26/2019 15:16
sec-Butyl benzene	ND	0.0043	1	05/26/2019 15:16
tert-Butyl benzene	ND	0.0043	1	05/26/2019 15:16
Carbon Disulfide	ND	0.0043	1	05/26/2019 15:16
Carbon Tetrachloride	ND	0.0043	1	05/26/2019 15:16
Chlorobenzene	ND	0.0043	1	05/26/2019 15:16
Chloroethane	ND	0.0043	1	05/26/2019 15:16
Chloroform	ND	0.0043	1	05/26/2019 15:16
Chloromethane	ND	0.0043	1	05/26/2019 15:16
2-Chlorotoluene	ND	0.0043	1	05/26/2019 15:16
4-Chlorotoluene	ND	0.0043	1	05/26/2019 15:16
Dibromochloromethane	ND	0.0043	1	05/26/2019 15:16
1,2-Dibromo-3-chloropropane	ND	0.00022	1	05/26/2019 15:16
1,2-Dibromoethane (EDB)	ND	0.000086	1	05/26/2019 15:16
Dibromomethane	ND	0.0043	1	05/26/2019 15:16
1,2-Dichlorobenzene	ND	0.0043	1	05/26/2019 15:16
1,3-Dichlorobenzene	ND	0.0043	1	05/26/2019 15:16
1,4-Dichlorobenzene	ND	0.0043	1	05/26/2019 15:16
Dichlorodifluoromethane	ND	0.0043	1	05/26/2019 15:16
1,1-Dichloroethane	ND	0.0043	1	05/26/2019 15:16
1,2-Dichloroethane (1,2-DCA)	ND	0.00022	1	05/26/2019 15:16
1,1-Dichloroethene	ND	0.00022	1	05/26/2019 15:16
cis-1,2-Dichloroethene	ND	0.0043	1	05/26/2019 15:16
trans-1,2-Dichloroethene	ND	0.0043	1	05/26/2019 15:16
1,2-Dichloropropane	ND	0.0043	1	05/26/2019 15:16
1,3-Dichloropropane	ND	0.0043	1	05/26/2019 15:16
2,2-Dichloropropane	ND	0.0043	1	05/26/2019 15:16

(Cont.)

McCampbell Analytical, Inc.
"When Quality Counts"

1534 Willow Pass Road, Pittsburg, CA 94565-1701
Toll Free Telephone: (877) 252-9262 / Fax: (925) 252-9269
http://www.mccampbell.com / E-mail: main@mccampbell.com

Analytical Report

Client:	Farallon Consulting	**WorkOrder:**	1905B42
Date Received:	5/21/19 19:00	**Extraction Method:**	SW5035
Date Prepared:	5/21/19	**Analytical Method:**	SW8260B
Project:	2250-001; 1055 Commercial Ct; San Jose, CA	**Unit:**	mg/Kg

Volatile Organics [Encore Sampling]

Client ID	Lab ID	Matrix	Date Collected	Instrument	Batch ID
F-13 (2')	1905B42-005A	Soil	05/21/2019 10:35	GC18 05261906.D	178283

Analytes	Result	RL	DF	Date Analyzed
1,1-Dichloropropene	ND	0.0043	1	05/26/2019 15:16
cis-1,3-Dichloropropene	ND	0.0043	1	05/26/2019 15:16
trans-1,3-Dichloropropene	ND	0.0043	1	05/26/2019 15:16
Diisopropyl ether (DIPE)	ND	0.0043	1	05/26/2019 15:16
Ethylbenzene	ND	0.0043	1	05/26/2019 15:16
Ethyl tert-butyl ether (ETBE)	ND	0.0043	1	05/26/2019 15:16
Freon 113	ND	0.0043	1	05/26/2019 15:16
Hexachlorobutadiene	ND	0.0043	1	05/26/2019 15:16
Hexachloroethane	ND	0.0043	1	05/26/2019 15:16
2-Hexanone	ND	0.0043	1	05/26/2019 15:16
Isopropylbenzene	ND	0.0043	1	05/26/2019 15:16
4-Isopropyl toluene	ND	0.0043	1	05/26/2019 15:16
Methyl-t-butyl ether (MTBE)	**0.014**	0.0043	1	05/26/2019 15:16
Methylene chloride	ND	0.0086	1	05/26/2019 15:16
4-Methyl-2-pentanone (MIBK)	ND	0.0043	1	05/26/2019 15:16
Naphthalene	ND	0.0043	1	05/26/2019 15:16
n-Propyl benzene	ND	0.0043	1	05/26/2019 15:16
Styrene	ND	0.0043	1	05/26/2019 15:16
1,1,1,2-Tetrachloroethane	ND	0.0043	1	05/26/2019 15:16
1,1,2,2-Tetrachloroethane	ND	0.00022	1	05/26/2019 15:16
Tetrachloroethene	ND	0.00086	1	05/26/2019 15:16
Toluene	ND	0.0043	1	05/26/2019 15:16
1,2,3-Trichlorobenzene	ND	0.0043	1	05/26/2019 15:16
1,2,4-Trichlorobenzene	ND	0.0043	1	05/26/2019 15:16
1,1,1-Trichloroethane	ND	0.0043	1	05/26/2019 15:16
1,1,2-Trichloroethane	ND	0.0043	1	05/26/2019 15:16
Trichloroethene	ND	0.0043	1	05/26/2019 15:16
Trichlorofluoromethane	ND	0.0043	1	05/26/2019 15:16
1,2,3-Trichloropropane	ND	0.000086	1	05/26/2019 15:16
1,2,4-Trimethylbenzene	**0.018**	0.0043	1	05/26/2019 15:16
1,3,5-Trimethylbenzene	**0.0055**	0.0043	1	05/26/2019 15:16
Vinyl Chloride	ND	0.00022	1	05/26/2019 15:16
m,p-Xylene	**0.016**	0.0043	1	05/26/2019 15:16
o-Xylene	**0.0057**	0.0043	1	05/26/2019 15:16
Xylenes, Total	**0.022**	0.0043	1	05/26/2019 15:16
1,3-Dichloropropene, Total	ND	NA	1	05/26/2019 15:16

(Cont.)

McCampbell Analytical, Inc.
"When Quality Counts"

1534 Willow Pass Road, Pittsburg, CA 94565-1701
Toll Free Telephone: (877) 252-9262 / Fax: (925) 252-9269
http://www.mccampbell.com / E-mail: main@mccampbell.com

Analytical Report

Client:	Farallon Consulting	**WorkOrder:**	1905B42
Date Received:	5/21/19 19:00	**Extraction Method:**	SW5035
Date Prepared:	5/21/19	**Analytical Method:**	SW8260B
Project:	2250-001; 1055 Commercial Ct; San Jose, CA	**Unit:**	mg/Kg

Volatile Organics [Encore Sampling]

Client ID	Lab ID	Matrix	Date Collected	Instrument	Batch ID
F-13 (2')	1905B42-005A	Soil	05/21/2019 10:35	GC18 05261906.D	178283

Analytes	Result	RL	DF	Date Analyzed
Surrogates	**REC (%)**	**Limits**		
Dibromofluoromethane	87	71-151		05/26/2019 15:16
Toluene-d8	102	90-150		05/26/2019 15:16
4-BFB	87	83-143		05/26/2019 15:16
Benzene-d6	97	71-118		05/26/2019 15:16
Ethylbenzene-d10	102	79-125		05/26/2019 15:16
1,2-DCB-d4	74	57-112		05/26/2019 15:16

Analyst(s): KF Analytical Comments: a9

(Cont.)

McCampbell Analytical, Inc.
"When Quality Counts"

1534 Willow Pass Road, Pittsburg, CA 94565-1701
Toll Free Telephone: (877) 252-9262 / Fax: (925) 252-9269
http://www.mccampbell.com / E-mail: main@mccampbell.com

Analytical Report

Client:	Farallon Consulting	**WorkOrder:**	1905B42
Date Received:	5/21/19 19:00	**Extraction Method:**	SW5035
Date Prepared:	5/21/19	**Analytical Method:**	SW8260B
Project:	2250-001; 1055 Commercial Ct; San Jose, CA	**Unit:**	mg/Kg

Volatile Organics [Encore Sampling]

Client ID	Lab ID	Matrix	Date Collected	Instrument	Batch ID
F-14 (2')	1905B42-008A	Soil	05/21/2019 13:25	GC18 05241917.D	178283

Analytes	Result	RL	DF	Date Analyzed
Acetone	ND	0.098	1	05/24/2019 17:04
tert-Amyl methyl ether (TAME)	ND	0.0049	1	05/24/2019 17:04
Benzene	**0.0078**	0.0049	1	05/24/2019 17:04
Bromobenzene	ND	0.0049	1	05/24/2019 17:04
Bromochloromethane	ND	0.0049	1	05/24/2019 17:04
Bromodichloromethane	ND	0.00098	1	05/24/2019 17:04
Bromoform	ND	0.0049	1	05/24/2019 17:04
Bromomethane	ND	0.0049	1	05/24/2019 17:04
2-Butanone (MEK)	ND	0.020	1	05/24/2019 17:04
t-Butyl alcohol (TBA)	ND	0.049	1	05/24/2019 17:04
n-Butyl benzene	ND	0.0049	1	05/24/2019 17:04
sec-Butyl benzene	ND	0.0049	1	05/24/2019 17:04
tert-Butyl benzene	ND	0.0049	1	05/24/2019 17:04
Carbon Disulfide	ND	0.0049	1	05/24/2019 17:04
Carbon Tetrachloride	ND	0.0049	1	05/24/2019 17:04
Chlorobenzene	ND	0.0049	1	05/24/2019 17:04
Chloroethane	ND	0.0049	1	05/24/2019 17:04
Chloroform	ND	0.0049	1	05/24/2019 17:04
Chloromethane	ND	0.0049	1	05/24/2019 17:04
2-Chlorotoluene	ND	0.0049	1	05/24/2019 17:04
4-Chlorotoluene	ND	0.0049	1	05/24/2019 17:04
Dibromochloromethane	ND	0.0049	1	05/24/2019 17:04
1,2-Dibromo-3-chloropropane	ND	0.00024	1	05/24/2019 17:04
1,2-Dibromoethane (EDB)	ND	0.000098	1	05/24/2019 17:04
Dibromomethane	ND	0.0049	1	05/24/2019 17:04
1,2-Dichlorobenzene	ND	0.0049	1	05/24/2019 17:04
1,3-Dichlorobenzene	ND	0.0049	1	05/24/2019 17:04
1,4-Dichlorobenzene	ND	0.0049	1	05/24/2019 17:04
Dichlorodifluoromethane	ND	0.0049	1	05/24/2019 17:04
1,1-Dichloroethane	ND	0.0049	1	05/24/2019 17:04
1,2-Dichloroethane (1,2-DCA)	ND	0.00024	1	05/24/2019 17:04
1,1-Dichloroethene	ND	0.00024	1	05/24/2019 17:04
cis-1,2-Dichloroethene	ND	0.0049	1	05/24/2019 17:04
trans-1,2-Dichloroethene	ND	0.0049	1	05/24/2019 17:04
1,2-Dichloropropane	ND	0.0049	1	05/24/2019 17:04
1,3-Dichloropropane	ND	0.0049	1	05/24/2019 17:04
2,2-Dichloropropane	ND	0.0049	1	05/24/2019 17:04

(Cont.)

McCampbell Analytical, Inc.
"When Quality Counts"

1534 Willow Pass Road, Pittsburg, CA 94565-1701
Toll Free Telephone: (877) 252-9262 / Fax: (925) 252-9269
http://www.mccampbell.com / E-mail: main@mccampbell.com

Analytical Report

Client:	Farallon Consulting	**WorkOrder:**	1905B42
Date Received:	5/21/19 19:00	**Extraction Method:**	SW5035
Date Prepared:	5/21/19	**Analytical Method:**	SW8260B
Project:	2250-001; 1055 Commercial Ct; San Jose, CA	**Unit:**	mg/Kg

Volatile Organics [Encore Sampling]

Client ID	Lab ID	Matrix	Date Collected	Instrument	Batch ID
F-14 (2')	1905B42-008A	Soil	05/21/2019 13:25	GC18 05241917.D	178283

Analytes	Result	RL	DF	Date Analyzed
1,1-Dichloropropene	ND	0.0049	1	05/24/2019 17:04
cis-1,3-Dichloropropene	ND	0.0049	1	05/24/2019 17:04
trans-1,3-Dichloropropene	ND	0.0049	1	05/24/2019 17:04
Diisopropyl ether (DIPE)	ND	0.0049	1	05/24/2019 17:04
Ethylbenzene	ND	0.0049	1	05/24/2019 17:04
Ethyl tert-butyl ether (ETBE)	ND	0.0049	1	05/24/2019 17:04
Freon 113	ND	0.0049	1	05/24/2019 17:04
Hexachlorobutadiene	ND	0.0049	1	05/24/2019 17:04
Hexachloroethane	ND	0.0049	1	05/24/2019 17:04
2-Hexanone	ND	0.0049	1	05/24/2019 17:04
Isopropylbenzene	ND	0.0049	1	05/24/2019 17:04
4-Isopropyl toluene	ND	0.0049	1	05/24/2019 17:04
Methyl-t-butyl ether (MTBE)	ND	0.0049	1	05/24/2019 17:04
Methylene chloride	ND	0.0098	1	05/24/2019 17:04
4-Methyl-2-pentanone (MIBK)	ND	0.0049	1	05/24/2019 17:04
Naphthalene	ND	0.0049	1	05/24/2019 17:04
n-Propyl benzene	ND	0.0049	1	05/24/2019 17:04
Styrene	ND	0.0049	1	05/24/2019 17:04
1,1,1,2-Tetrachloroethane	ND	0.0049	1	05/24/2019 17:04
1,1,2,2-Tetrachloroethane	ND	0.00024	1	05/24/2019 17:04
Tetrachloroethene	ND	0.00098	1	05/24/2019 17:04
Toluene	ND	0.0049	1	05/24/2019 17:04
1,2,3-Trichlorobenzene	ND	0.0049	1	05/24/2019 17:04
1,2,4-Trichlorobenzene	ND	0.0049	1	05/24/2019 17:04
1,1,1-Trichloroethane	ND	0.0049	1	05/24/2019 17:04
1,1,2-Trichloroethane	ND	0.0049	1	05/24/2019 17:04
Trichloroethene	ND	0.0049	1	05/24/2019 17:04
Trichlorofluoromethane	ND	0.0049	1	05/24/2019 17:04
1,2,3-Trichloropropane	ND	0.000098	1	05/24/2019 17:04
1,2,4-Trimethylbenzene	ND	0.0049	1	05/24/2019 17:04
1,3,5-Trimethylbenzene	ND	0.0049	1	05/24/2019 17:04
Vinyl Chloride	ND	0.00024	1	05/24/2019 17:04
m,p-Xylene	ND	0.0049	1	05/24/2019 17:04
o-Xylene	ND	0.0049	1	05/24/2019 17:04
Xylenes, Total	ND	0.0049	1	05/24/2019 17:04
1,3-Dichloropropene, Total	ND	NA	1	05/24/2019 17:04

(Cont.)

McCampbell Analytical, Inc.
"When Quality Counts"

1534 Willow Pass Road, Pittsburg, CA 94565-1701
Toll Free Telephone: (877) 252-9262 / Fax: (925) 252-9269
http://www.mccampbell.com / E-mail: main@mccampbell.com

Analytical Report

Client:	Farallon Consulting	**WorkOrder:**	1905B42
Date Received:	5/21/19 19:00	**Extraction Method:**	SW5035
Date Prepared:	5/21/19	**Analytical Method:**	SW8260B
Project:	2250-001; 1055 Commercial Ct; San Jose, CA	**Unit:**	mg/Kg

Volatile Organics [Encore Sampling]

Client ID	Lab ID	Matrix	Date Collected	Instrument	Batch ID
F-14 (2')	1905B42-008A	Soil	05/21/2019 13:25	GC18 05241917.D	178283

Analytes	Result	RL	DF	Date Analyzed
Surrogates	**REC (%)**	**Limits**		
Dibromofluoromethane	89	71-151		05/24/2019 17:04
Toluene-d8	104	90-150		05/24/2019 17:04
4-BFB	87	83-143		05/24/2019 17:04
Benzene-d6	95	71-118		05/24/2019 17:04
Ethylbenzene-d10	99	79-125		05/24/2019 17:04
1,2-DCB-d4	75	57-112		05/24/2019 17:04

Analyst(s): TK Analytical Comments: a9

(Cont.)

McCampbell Analytical, Inc.
"When Quality Counts"

1534 Willow Pass Road, Pittsburg, CA 94565-1701
Toll Free Telephone: (877) 252-9262 / Fax: (925) 252-9269
http://www.mccampbell.com / E-mail: main@mccampbell.com

Analytical Report

Client:	Farallon Consulting	**WorkOrder:**	1905B42
Date Received:	5/21/19 19:00	**Extraction Method:**	SW5035
Date Prepared:	5/21/19	**Analytical Method:**	SW8260B
Project:	2250-001; 1055 Commercial Ct; San Jose, CA	**Unit:**	mg/Kg

Volatile Organics [Encore Sampling]

Client ID	Lab ID	Matrix	Date Collected	Instrument	Batch ID
F-12 (2')	1905B42-010A	Soil	05/21/2019 15:00	GC18 05241918.D	178283

Analytes	Result	RL	DF	Date Analyzed
Acetone	ND	0.093	1	05/24/2019 17:44
tert-Amyl methyl ether (TAME)	ND	0.0046	1	05/24/2019 17:44
Benzene	ND	0.0046	1	05/24/2019 17:44
Bromobenzene	ND	0.0046	1	05/24/2019 17:44
Bromochloromethane	ND	0.0046	1	05/24/2019 17:44
Bromodichloromethane	ND	0.00093	1	05/24/2019 17:44
Bromoform	ND	0.0046	1	05/24/2019 17:44
Bromomethane	ND	0.0046	1	05/24/2019 17:44
2-Butanone (MEK)	ND	0.019	1	05/24/2019 17:44
t-Butyl alcohol (TBA)	ND	0.046	1	05/24/2019 17:44
n-Butyl benzene	ND	0.0046	1	05/24/2019 17:44
sec-Butyl benzene	ND	0.0046	1	05/24/2019 17:44
tert-Butyl benzene	ND	0.0046	1	05/24/2019 17:44
Carbon Disulfide	ND	0.0046	1	05/24/2019 17:44
Carbon Tetrachloride	ND	0.0046	1	05/24/2019 17:44
Chlorobenzene	ND	0.0046	1	05/24/2019 17:44
Chloroethane	ND	0.0046	1	05/24/2019 17:44
Chloroform	ND	0.0046	1	05/24/2019 17:44
Chloromethane	ND	0.0046	1	05/24/2019 17:44
2-Chlorotoluene	ND	0.0046	1	05/24/2019 17:44
4-Chlorotoluene	ND	0.0046	1	05/24/2019 17:44
Dibromochloromethane	ND	0.0046	1	05/24/2019 17:44
1,2-Dibromo-3-chloropropane	ND	0.00023	1	05/24/2019 17:44
1,2-Dibromoethane (EDB)	ND	0.000093	1	05/24/2019 17:44
Dibromomethane	ND	0.0046	1	05/24/2019 17:44
1,2-Dichlorobenzene	ND	0.0046	1	05/24/2019 17:44
1,3-Dichlorobenzene	ND	0.0046	1	05/24/2019 17:44
1,4-Dichlorobenzene	ND	0.0046	1	05/24/2019 17:44
Dichlorodifluoromethane	ND	0.0046	1	05/24/2019 17:44
1,1-Dichloroethane	ND	0.0046	1	05/24/2019 17:44
1,2-Dichloroethane (1,2-DCA)	ND	0.00023	1	05/24/2019 17:44
1,1-Dichloroethene	ND	0.00023	1	05/24/2019 17:44
cis-1,2-Dichloroethene	ND	0.0046	1	05/24/2019 17:44
trans-1,2-Dichloroethene	ND	0.0046	1	05/24/2019 17:44
1,2-Dichloropropane	ND	0.0046	1	05/24/2019 17:44
1,3-Dichloropropane	ND	0.0046	1	05/24/2019 17:44
2,2-Dichloropropane	ND	0.0046	1	05/24/2019 17:44

(Cont.)

McCampbell Analytical, Inc.
"When Quality Counts"

1534 Willow Pass Road, Pittsburg, CA 94565-1701
Toll Free Telephone: (877) 252-9262 / Fax: (925) 252-9269
http://www.mccampbell.com / E-mail: main@mccampbell.com

Analytical Report

Client:	Farallon Consulting	**WorkOrder:**	1905B42
Date Received:	5/21/19 19:00	**Extraction Method:**	SW5035
Date Prepared:	5/21/19	**Analytical Method:**	SW8260B
Project:	2250-001; 1055 Commercial Ct; San Jose, CA	**Unit:**	mg/Kg

Volatile Organics [Encore Sampling]

Client ID	Lab ID	Matrix	Date Collected	Instrument	Batch ID
F-12 (2')	1905B42-010A	Soil	05/21/2019 15:00	GC18 05241918.D	178283

Analytes	Result	RL	DF	Date Analyzed
1,1-Dichloropropene	ND	0.0046	1	05/24/2019 17:44
cis-1,3-Dichloropropene	ND	0.0046	1	05/24/2019 17:44
trans-1,3-Dichloropropene	ND	0.0046	1	05/24/2019 17:44
Diisopropyl ether (DIPE)	ND	0.0046	1	05/24/2019 17:44
Ethylbenzene	ND	0.0046	1	05/24/2019 17:44
Ethyl tert-butyl ether (ETBE)	ND	0.0046	1	05/24/2019 17:44
Freon 113	ND	0.0046	1	05/24/2019 17:44
Hexachlorobutadiene	ND	0.0046	1	05/24/2019 17:44
Hexachloroethane	ND	0.0046	1	05/24/2019 17:44
2-Hexanone	ND	0.0046	1	05/24/2019 17:44
Isopropylbenzene	ND	0.0046	1	05/24/2019 17:44
4-Isopropyl toluene	ND	0.0046	1	05/24/2019 17:44
Methyl-t-butyl ether (MTBE)	ND	0.0046	1	05/24/2019 17:44
Methylene chloride	ND	0.0093	1	05/24/2019 17:44
4-Methyl-2-pentanone (MIBK)	ND	0.0046	1	05/24/2019 17:44
Naphthalene	ND	0.0046	1	05/24/2019 17:44
n-Propyl benzene	ND	0.0046	1	05/24/2019 17:44
Styrene	ND	0.0046	1	05/24/2019 17:44
1,1,1,2-Tetrachloroethane	ND	0.0046	1	05/24/2019 17:44
1,1,2,2-Tetrachloroethane	ND	0.00023	1	05/24/2019 17:44
Tetrachloroethene	ND	0.00093	1	05/24/2019 17:44
Toluene	ND	0.0046	1	05/24/2019 17:44
1,2,3-Trichlorobenzene	ND	0.0046	1	05/24/2019 17:44
1,2,4-Trichlorobenzene	ND	0.0046	1	05/24/2019 17:44
1,1,1-Trichloroethane	ND	0.0046	1	05/24/2019 17:44
1,1,2-Trichloroethane	ND	0.0046	1	05/24/2019 17:44
Trichloroethene	ND	0.0046	1	05/24/2019 17:44
Trichlorofluoromethane	ND	0.0046	1	05/24/2019 17:44
1,2,3-Trichloropropane	ND	0.000093	1	05/24/2019 17:44
1,2,4-Trimethylbenzene	ND	0.0046	1	05/24/2019 17:44
1,3,5-Trimethylbenzene	ND	0.0046	1	05/24/2019 17:44
Vinyl Chloride	ND	0.00023	1	05/24/2019 17:44
m,p-Xylene	ND	0.0046	1	05/24/2019 17:44
o-Xylene	ND	0.0046	1	05/24/2019 17:44
Xylenes, Total	ND	0.0046	1	05/24/2019 17:44
1,3-Dichloropropene, Total	ND	NA	1	05/24/2019 17:44

(Cont.)

McCampbell Analytical, Inc.
"When Quality Counts"

1534 Willow Pass Road, Pittsburg, CA 94565-1701
Toll Free Telephone: (877) 252-9262 / Fax: (925) 252-9269
http://www.mccampbell.com / E-mail: main@mccampbell.com

Analytical Report

Client:	Farallon Consulting	**WorkOrder:**	1905B42
Date Received:	5/21/19 19:00	**Extraction Method:**	SW5035
Date Prepared:	5/21/19	**Analytical Method:**	SW8260B
Project:	2250-001; 1055 Commercial Ct; San Jose, CA	**Unit:**	mg/Kg

Volatile Organics [Encore Sampling]

Client ID	Lab ID	Matrix	Date Collected	Instrument	Batch ID
F-12 (2')	1905B42-010A	Soil	05/21/2019 15:00	GC18 05241918.D	178283

Analytes	Result	RL	DF	Date Analyzed
Surrogates	**REC (%)**	**Limits**		
Dibromofluoromethane	93	71-151		05/24/2019 17:44
Toluene-d8	102	90-150		05/24/2019 17:44
4-BFB	86	83-143		05/24/2019 17:44
Benzene-d6	93	71-118		05/24/2019 17:44
Ethylbenzene-d10	97	79-125		05/24/2019 17:44
1,2-DCB-d4	75	57-112		05/24/2019 17:44

Analyst(s): TK Analytical Comments: a9

McCampbell Analytical, Inc.
"When Quality Counts"
1534 Willow Pass Road, Pittsburg, CA 94565-1701
Toll Free Telephone: (877) 252-9262 / Fax: (925) 252-9269
http://www.mccampbell.com / E-mail: main@mccampbell.com

Analytical Report

Client:	Farallon Consulting	**WorkOrder:**	1905B42
Date Received:	5/21/19 19:00	**Extraction Method:**	SW5030B
Date Prepared:	5/26/19-5/29/19	**Analytical Method:**	SW8260B
Project:	2250-001; 1055 Commercial Ct; San Jose, CA	**Unit:**	µg/L

Volatile Organics

Client ID	Lab ID	Matrix	Date Collected	Instrument	Batch ID
F-13	1905B42-007A	Water	05/21/2019 12:00	GC16 05261912.D	178524

Analytes	Result	RL	DF	Date Analyzed
Acetone	ND	10	1	05/26/2019 19:12
tert-Amyl methyl ether (TAME)	ND	0.50	1	05/26/2019 19:12
Benzene	**0.74**	0.20	1	05/26/2019 19:12
Bromobenzene	ND	0.50	1	05/26/2019 19:12
Bromochloromethane	ND	0.50	1	05/26/2019 19:12
Bromodichloromethane	ND	0.050	1	05/26/2019 19:12
Bromoform	ND	0.50	1	05/26/2019 19:12
Bromomethane	ND	0.50	1	05/26/2019 19:12
2-Butanone (MEK)	ND	5.0	1	05/26/2019 19:12
t-Butyl alcohol (TBA)	**36**	5.0	1	05/26/2019 19:12
n-Butyl benzene	ND	0.50	1	05/26/2019 19:12
sec-Butyl benzene	ND	0.50	1	05/26/2019 19:12
tert-Butyl benzene	ND	0.50	1	05/26/2019 19:12
Carbon Disulfide	ND	0.50	1	05/26/2019 19:12
Carbon Tetrachloride	ND	0.050	1	05/26/2019 19:12
Chlorobenzene	ND	0.50	1	05/26/2019 19:12
Chloroethane	ND	0.50	1	05/26/2019 19:12
Chloroform	ND	0.10	1	05/26/2019 19:12
Chloromethane	ND	0.50	1	05/26/2019 19:12
2-Chlorotoluene	ND	0.50	1	05/26/2019 19:12
4-Chlorotoluene	ND	0.50	1	05/26/2019 19:12
Dibromochloromethane	ND	0.15	1	05/26/2019 19:12
1,2-Dibromo-3-chloropropane	ND	0.0050	1	05/26/2019 19:12
1,2-Dibromoethane (EDB)	ND	0.0050	1	05/26/2019 19:12
Dibromomethane	ND	0.50	1	05/26/2019 19:12
1,2-Dichlorobenzene	ND	0.50	1	05/26/2019 19:12
1,3-Dichlorobenzene	ND	0.50	1	05/26/2019 19:12
1,4-Dichlorobenzene	ND	0.50	1	05/26/2019 19:12
Dichlorodifluoromethane	ND	0.50	1	05/26/2019 19:12
1,1-Dichloroethane	ND	0.50	1	05/26/2019 19:12
1,2-Dichloroethane (1,2-DCA)	ND	0.010	1	05/26/2019 19:12
1,1-Dichloroethene	ND	0.010	1	05/26/2019 19:12
cis-1,2-Dichloroethene	ND	0.50	1	05/26/2019 19:12
trans-1,2-Dichloroethene	ND	0.50	1	05/26/2019 19:12
1,2-Dichloropropane	ND	0.20	1	05/26/2019 19:12
1,3-Dichloropropane	ND	0.50	1	05/26/2019 19:12
2,2-Dichloropropane	ND	0.50	1	05/26/2019 19:12

(Cont.)

McCampbell Analytical, Inc.
"When Quality Counts"

1534 Willow Pass Road, Pittsburg, CA 94565-1701
Toll Free Telephone: (877) 252-9262 / Fax: (925) 252-9269
http://www.mccampbell.com / E-mail: main@mccampbell.com

Analytical Report

Client:	Farallon Consulting	**WorkOrder:**	1905B42
Date Received:	5/21/19 19:00	**Extraction Method:**	SW5030B
Date Prepared:	5/26/19-5/29/19	**Analytical Method:**	SW8260B
Project:	2250-001; 1055 Commercial Ct; San Jose, CA	**Unit:**	µg/L

Volatile Organics

Client ID	Lab ID	Matrix	Date Collected	Instrument	Batch ID
F-13	1905B42-007A	Water	05/21/2019 12:00	GC16 05261912.D	178524

Analytes	Result	RL	DF	Date Analyzed
1,1-Dichloropropene	ND	0.50	1	05/26/2019 19:12
cis-1,3-Dichloropropene	ND	0.50	1	05/26/2019 19:12
trans-1,3-Dichloropropene	ND	0.50	1	05/26/2019 19:12
Diisopropyl ether (DIPE)	ND	0.50	1	05/26/2019 19:12
Ethylbenzene	ND	0.50	1	05/26/2019 19:12
Ethyl tert-butyl ether (ETBE)	ND	0.50	1	05/26/2019 19:12
Freon 113	ND	0.50	1	05/26/2019 19:12
Hexachlorobutadiene	ND	0.10	1	05/26/2019 19:12
Hexachloroethane	ND	0.20	1	05/26/2019 19:12
2-Hexanone	ND	0.50	1	05/26/2019 19:12
Isopropylbenzene	ND	0.50	1	05/26/2019 19:12
4-Isopropyl toluene	ND	0.50	1	05/26/2019 19:12
Methyl-t-butyl ether (MTBE)	**8.2**	0.50	1	05/26/2019 19:12
Methylene chloride	ND	2.0	1	05/26/2019 19:12
4-Methyl-2-pentanone (MIBK)	ND	0.50	1	05/26/2019 19:12
Naphthalene	**1.7**	0.10	1	05/26/2019 19:12
n-Propyl benzene	**0.55**	0.50	1	05/26/2019 19:12
Styrene	ND	2.0	1	05/26/2019 19:12
1,1,1,2-Tetrachloroethane	ND	0.50	1	05/26/2019 19:12
1,1,2,2-Tetrachloroethane	ND	0.020	1	05/26/2019 19:12
Tetrachloroethene	ND	0.20	1	05/26/2019 19:12
Toluene	ND	0.50	1	05/26/2019 19:12
1,2,3-Trichlorobenzene	ND	0.50	1	05/26/2019 19:12
1,2,4-Trichlorobenzene	ND	0.50	1	05/26/2019 19:12
1,1,1-Trichloroethane	ND	0.50	1	05/26/2019 19:12
1,1,2-Trichloroethane	ND	0.20	1	05/26/2019 19:12
Trichloroethene	ND	0.20	1	05/26/2019 19:12
Trichlorofluoromethane	ND	0.50	1	05/26/2019 19:12
1,2,3-Trichloropropane	ND	0.0050	1	05/26/2019 19:12
1,2,4-Trimethylbenzene	**1.3**	0.50	1	05/26/2019 19:12
1,3,5-Trimethylbenzene	**0.50**	0.50	1	05/26/2019 19:12
Vinyl Chloride	**0.013**	0.0050	1	05/26/2019 19:12
m,p-Xylene	**1.8**	0.50	1	05/26/2019 19:12
o-Xylene	**0.54**	0.50	1	05/26/2019 19:12
Xylenes, Total	**2.3**	0.50	1	05/26/2019 19:12
1,3-Dichloropropene, Total	ND	NA	1	05/26/2019 19:12

(Cont.)

McCampbell Analytical, Inc.
"When Quality Counts"

1534 Willow Pass Road, Pittsburg, CA 94565-1701
Toll Free Telephone: (877) 252-9262 / Fax: (925) 252-9269
http://www.mccampbell.com / E-mail: main@mccampbell.com

Analytical Report

Client:	Farallon Consulting	**WorkOrder:**	1905B42
Date Received:	5/21/19 19:00	**Extraction Method:**	SW5030B
Date Prepared:	5/26/19-5/29/19	**Analytical Method:**	SW8260B
Project:	2250-001; 1055 Commercial Ct; San Jose, CA	**Unit:**	µg/L

Volatile Organics

Client ID	Lab ID	Matrix	Date Collected	Instrument	Batch ID
F-13	1905B42-007A	Water	05/21/2019 12:00	GC16 05261912.D	178524

Analytes	Result	RL	DF	Date Analyzed
Surrogates	**REC (%)**	**Limits**		
Dibromofluoromethane	88	78-146		05/26/2019 19:12
Toluene-d8	90	85-138		05/26/2019 19:12
4-BFB	91	76-137		05/26/2019 19:12

Analyst(s): AK

(Cont.)

McCampbell Analytical, Inc.
"When Quality Counts"

1534 Willow Pass Road, Pittsburg, CA 94565-1701
Toll Free Telephone: (877) 252-9262 / Fax: (925) 252-9269
http://www.mccampbell.com / E-mail: main@mccampbell.com

Analytical Report

Client:	Farallon Consulting	**WorkOrder:**	1905B42
Date Received:	5/21/19 19:00	**Extraction Method:**	SW5030B
Date Prepared:	5/26/19-5/29/19	**Analytical Method:**	SW8260B
Project:	2250-001; 1055 Commercial Ct; San Jose, CA	**Unit:**	µg/L

Volatile Organics

Client ID	Lab ID	Matrix	Date Collected	Instrument	Batch ID
F-14	1905B42-009A	Water	05/21/2019 14:00	GC16 05261913.D	178524

Analytes	Result	RL	DF	Date Analyzed
Acetone	ND	100	10	05/26/2019 19:51
tert-Amyl methyl ether (TAME)	ND	5.0	10	05/26/2019 19:51
Benzene	ND	2.0	10	05/26/2019 19:51
Bromobenzene	ND	5.0	10	05/26/2019 19:51
Bromochloromethane	ND	5.0	10	05/26/2019 19:51
Bromodichloromethane	ND	0.50	10	05/26/2019 19:51
Bromoform	ND	5.0	10	05/26/2019 19:51
Bromomethane	ND	5.0	10	05/26/2019 19:51
2-Butanone (MEK)	ND	50	10	05/26/2019 19:51
t-Butyl alcohol (TBA)	ND	50	10	05/26/2019 19:51
n-Butyl benzene	ND	5.0	10	05/26/2019 19:51
sec-Butyl benzene	ND	5.0	10	05/26/2019 19:51
tert-Butyl benzene	ND	5.0	10	05/26/2019 19:51
Carbon Disulfide	ND	5.0	10	05/26/2019 19:51
Carbon Tetrachloride	ND	0.50	10	05/26/2019 19:51
Chlorobenzene	ND	5.0	10	05/26/2019 19:51
Chloroethane	ND	5.0	10	05/26/2019 19:51
Chloroform	ND	1.0	10	05/26/2019 19:51
Chloromethane	ND	5.0	10	05/26/2019 19:51
2-Chlorotoluene	ND	5.0	10	05/26/2019 19:51
4-Chlorotoluene	ND	5.0	10	05/26/2019 19:51
Dibromochloromethane	ND	1.5	10	05/26/2019 19:51
1,2-Dibromo-3-chloropropane	ND	0.050	10	05/26/2019 19:51
1,2-Dibromoethane (EDB)	ND	0.050	10	05/26/2019 19:51
Dibromomethane	ND	5.0	10	05/26/2019 19:51
1,2-Dichlorobenzene	ND	5.0	10	05/26/2019 19:51
1,3-Dichlorobenzene	ND	5.0	10	05/26/2019 19:51
1,4-Dichlorobenzene	ND	5.0	10	05/26/2019 19:51
Dichlorodifluoromethane	ND	5.0	10	05/26/2019 19:51
1,1-Dichloroethane	ND	5.0	10	05/26/2019 19:51
1,2-Dichloroethane (1,2-DCA)	ND	0.10	10	05/26/2019 19:51
1,1-Dichloroethene	**0.25**	0.10	10	05/26/2019 19:51
cis-1,2-Dichloroethene	**99**	5.0	10	05/26/2019 19:51
trans-1,2-Dichloroethene	ND	5.0	10	05/26/2019 19:51
1,2-Dichloropropane	ND	2.0	10	05/26/2019 19:51
1,3-Dichloropropane	ND	5.0	10	05/26/2019 19:51
2,2-Dichloropropane	ND	5.0	10	05/26/2019 19:51

(Cont.)

McCampbell Analytical, Inc.
"When Quality Counts"

1534 Willow Pass Road, Pittsburg, CA 94565-1701
Toll Free Telephone: (877) 252-9262 / Fax: (925) 252-9269
http://www.mccampbell.com / E-mail: main@mccampbell.com

Analytical Report

Client:	Farallon Consulting	**WorkOrder:**	1905B42
Date Received:	5/21/19 19:00	**Extraction Method:**	SW5030B
Date Prepared:	5/26/19-5/29/19	**Analytical Method:**	SW8260B
Project:	2250-001; 1055 Commercial Ct; San Jose, CA	**Unit:**	µg/L

Volatile Organics

Client ID	Lab ID	Matrix	Date Collected	Instrument	Batch ID
F-14	1905B42-009A	Water	05/21/2019 14:00	GC16 05261913.D	178524

Analytes	Result	RL	DF	Date Analyzed
1,1-Dichloropropene	ND	5.0	10	05/26/2019 19:51
cis-1,3-Dichloropropene	ND	5.0	10	05/26/2019 19:51
trans-1,3-Dichloropropene	ND	5.0	10	05/26/2019 19:51
Diisopropyl ether (DIPE)	ND	5.0	10	05/26/2019 19:51
Ethylbenzene	ND	5.0	10	05/26/2019 19:51
Ethyl tert-butyl ether (ETBE)	ND	5.0	10	05/26/2019 19:51
Freon 113	ND	5.0	10	05/26/2019 19:51
Hexachlorobutadiene	ND	1.0	10	05/26/2019 19:51
Hexachloroethane	ND	2.0	10	05/26/2019 19:51
2-Hexanone	ND	5.0	10	05/26/2019 19:51
Isopropylbenzene	ND	5.0	10	05/26/2019 19:51
4-Isopropyl toluene	ND	5.0	10	05/26/2019 19:51
Methyl-t-butyl ether (MTBE)	**15**	5.0	10	05/26/2019 19:51
Methylene chloride	ND	20	10	05/26/2019 19:51
4-Methyl-2-pentanone (MIBK)	ND	5.0	10	05/26/2019 19:51
Naphthalene	ND	1.0	10	05/26/2019 19:51
n-Propyl benzene	ND	5.0	10	05/26/2019 19:51
Styrene	ND	20	10	05/26/2019 19:51
1,1,1,2-Tetrachloroethane	ND	5.0	10	05/26/2019 19:51
1,1,2,2-Tetrachloroethane	ND	0.20	10	05/26/2019 19:51
Tetrachloroethene	ND	2.0	10	05/26/2019 19:51
Toluene	ND	5.0	10	05/26/2019 19:51
1,2,3-Trichlorobenzene	ND	5.0	10	05/26/2019 19:51
1,2,4-Trichlorobenzene	ND	5.0	10	05/26/2019 19:51
1,1,1-Trichloroethane	ND	5.0	10	05/26/2019 19:51
1,1,2-Trichloroethane	ND	2.0	10	05/26/2019 19:51
Trichloroethene	ND	2.0	10	05/26/2019 19:51
Trichlorofluoromethane	ND	5.0	10	05/26/2019 19:51
1,2,3-Trichloropropane	ND	0.050	10	05/26/2019 19:51
1,2,4-Trimethylbenzene	ND	5.0	10	05/26/2019 19:51
1,3,5-Trimethylbenzene	ND	5.0	10	05/26/2019 19:51
Vinyl Chloride	**80**	0.050	10	05/26/2019 19:51
m,p-Xylene	ND	5.0	10	05/26/2019 19:51
o-Xylene	ND	5.0	10	05/26/2019 19:51
Xylenes, Total	ND	5.0	10	05/26/2019 19:51
1,3-Dichloropropene, Total	ND	NA	10	05/26/2019 19:51

(Cont.)

McCampbell Analytical, Inc.
"When Quality Counts"

1534 Willow Pass Road, Pittsburg, CA 94565-1701
Toll Free Telephone: (877) 252-9262 / Fax: (925) 252-9269
http://www.mccampbell.com / E-mail: main@mccampbell.com

Analytical Report

Client:	Farallon Consulting	**WorkOrder:**	1905B42
Date Received:	5/21/19 19:00	**Extraction Method:**	SW5030B
Date Prepared:	5/26/19-5/29/19	**Analytical Method:**	SW8260B
Project:	2250-001; 1055 Commercial Ct; San Jose, CA	**Unit:**	µg/L

Volatile Organics

Client ID	Lab ID	Matrix	Date Collected	Instrument	Batch ID
F-14	1905B42-009A	Water	05/21/2019 14:00	GC16 05261913.D	178524

Analytes	Result	RL	DF	Date Analyzed
Surrogates	**REC (%)**	**Limits**		
Dibromofluoromethane	84	78-146		05/26/2019 19:51
Toluene-d8	90	85-138		05/26/2019 19:51
4-BFB	93	76-137		05/26/2019 19:51

Analyst(s): AK

(Cont.)

McCampbell Analytical, Inc.
"When Quality Counts"

1534 Willow Pass Road, Pittsburg, CA 94565-1701
Toll Free Telephone: (877) 252-9262 / Fax: (925) 252-9269
http://www.mccampbell.com / E-mail: main@mccampbell.com

Analytical Report

Client:	Farallon Consulting	**WorkOrder:**	1905B42
Date Received:	5/21/19 19:00	**Extraction Method:**	SW5030B
Date Prepared:	5/26/19-5/29/19	**Analytical Method:**	SW8260B
Project:	2250-001; 1055 Commercial Ct; San Jose, CA	**Unit:**	µg/L

Volatile Organics

Client ID	Lab ID	Matrix	Date Collected	Instrument	Batch ID
F-12	1905B42-012A	Water	05/21/2019 15:50	GC38 05281929.D	178524

Analytes	Result	RL	DF	Date Analyzed
Acetone	ND	50	5	05/29/2019 01:02
tert-Amyl methyl ether (TAME)	ND	2.5	5	05/29/2019 01:02
Benzene	ND	1.0	5	05/29/2019 01:02
Bromobenzene	ND	2.5	5	05/29/2019 01:02
Bromochloromethane	ND	2.5	5	05/29/2019 01:02
Bromodichloromethane	ND	0.25	5	05/29/2019 01:02
Bromoform	ND	2.5	5	05/29/2019 01:02
Bromomethane	ND	2.5	5	05/29/2019 01:02
2-Butanone (MEK)	ND	25	5	05/29/2019 01:02
t-Butyl alcohol (TBA)	ND	25	5	05/29/2019 01:02
n-Butyl benzene	**4.9**	2.5	5	05/29/2019 01:02
sec-Butyl benzene	**6.0**	2.5	5	05/29/2019 01:02
tert-Butyl benzene	ND	2.5	5	05/29/2019 01:02
Carbon Disulfide	ND	2.5	5	05/29/2019 01:02
Carbon Tetrachloride	ND	0.25	5	05/29/2019 01:02
Chlorobenzene	ND	2.5	5	05/29/2019 01:02
Chloroethane	ND	2.5	5	05/29/2019 01:02
Chloroform	ND	0.50	5	05/29/2019 01:02
Chloromethane	ND	2.5	5	05/29/2019 01:02
2-Chlorotoluene	ND	2.5	5	05/29/2019 01:02
4-Chlorotoluene	ND	2.5	5	05/29/2019 01:02
Dibromochloromethane	ND	0.75	5	05/29/2019 01:02
1,2-Dibromo-3-chloropropane	ND	0.025	5	05/29/2019 01:02
1,2-Dibromoethane (EDB)	ND	0.025	5	05/29/2019 01:02
Dibromomethane	ND	2.5	5	05/29/2019 01:02
1,2-Dichlorobenzene	ND	2.5	5	05/29/2019 01:02
1,3-Dichlorobenzene	ND	2.5	5	05/29/2019 01:02
1,4-Dichlorobenzene	ND	2.5	5	05/29/2019 01:02
Dichlorodifluoromethane	ND	2.5	5	05/29/2019 01:02
1,1-Dichloroethane	ND	2.5	5	05/29/2019 01:02
1,2-Dichloroethane (1,2-DCA)	ND	0.050	5	05/29/2019 01:02
1,1-Dichloroethene	**0.18**	0.050	5	05/29/2019 01:02
cis-1,2-Dichloroethene	**50**	2.5	5	05/29/2019 01:02
trans-1,2-Dichloroethene	ND	2.5	5	05/29/2019 01:02
1,2-Dichloropropane	ND	1.0	5	05/29/2019 01:02
1,3-Dichloropropane	ND	2.5	5	05/29/2019 01:02
2,2-Dichloropropane	ND	2.5	5	05/29/2019 01:02

(Cont.)

McCampbell Analytical, Inc.
"When Quality Counts"
1534 Willow Pass Road, Pittsburg, CA 94565-1701
Toll Free Telephone: (877) 252-9262 / Fax: (925) 252-9269
http://www.mccampbell.com / E-mail: main@mccampbell.com

Analytical Report

Client:	Farallon Consulting	**WorkOrder:**	1905B42
Date Received:	5/21/19 19:00	**Extraction Method:**	SW5030B
Date Prepared:	5/26/19-5/29/19	**Analytical Method:**	SW8260B
Project:	2250-001; 1055 Commercial Ct; San Jose, CA	**Unit:**	µg/L

Volatile Organics

Client ID	Lab ID	Matrix	Date Collected	Instrument	Batch ID
F-12	1905B42-012A	Water	05/21/2019 15:50	GC38 05281929.D	178524

Analytes	Result	RL	DF	Date Analyzed
1,1-Dichloropropene	ND	2.5	5	05/29/2019 01:02
cis-1,3-Dichloropropene	ND	2.5	5	05/29/2019 01:02
trans-1,3-Dichloropropene	ND	2.5	5	05/29/2019 01:02
Diisopropyl ether (DIPE)	ND	2.5	5	05/29/2019 01:02
Ethylbenzene	ND	2.5	5	05/29/2019 01:02
Ethyl tert-butyl ether (ETBE)	ND	2.5	5	05/29/2019 01:02
Freon 113	ND	2.5	5	05/29/2019 01:02
Hexachlorobutadiene	ND	0.50	5	05/29/2019 01:02
Hexachloroethane	ND	1.0	5	05/29/2019 01:02
2-Hexanone	ND	2.5	5	05/29/2019 01:02
Isopropylbenzene	**4.1**	2.5	5	05/29/2019 01:02
4-Isopropyl toluene	ND	2.5	5	05/29/2019 01:02
Methyl-t-butyl ether (MTBE)	**27**	2.5	5	05/29/2019 01:02
Methylene chloride	ND	10	5	05/29/2019 01:02
4-Methyl-2-pentanone (MIBK)	ND	2.5	5	05/29/2019 01:02
Naphthalene	ND	0.50	5	05/29/2019 01:02
n-Propyl benzene	**4.8**	2.5	5	05/29/2019 01:02
Styrene	ND	10	5	05/29/2019 01:02
1,1,1,2-Tetrachloroethane	ND	2.5	5	05/29/2019 01:02
1,1,2,2-Tetrachloroethane	ND	0.10	5	05/29/2019 01:02
Tetrachloroethene	ND	1.0	5	05/29/2019 01:02
Toluene	**18**	2.5	5	05/29/2019 01:02
1,2,3-Trichlorobenzene	ND	2.5	5	05/29/2019 01:02
1,2,4-Trichlorobenzene	ND	2.5	5	05/29/2019 01:02
1,1,1-Trichloroethane	ND	2.5	5	05/29/2019 01:02
1,1,2-Trichloroethane	ND	1.0	5	05/29/2019 01:02
Trichloroethene	ND	1.0	5	05/29/2019 01:02
Trichlorofluoromethane	ND	2.5	5	05/29/2019 01:02
1,2,3-Trichloropropane	ND	0.025	5	05/29/2019 01:02
1,2,4-Trimethylbenzene	**12**	2.5	5	05/29/2019 01:02
1,3,5-Trimethylbenzene	ND	2.5	5	05/29/2019 01:02
Vinyl Chloride	**52**	0.025	5	05/29/2019 01:02
m,p-Xylene	ND	2.5	5	05/29/2019 01:02
o-Xylene	ND	2.5	5	05/29/2019 01:02
Xylenes, Total	ND	2.5	5	05/29/2019 01:02
1,3-Dichloropropene, Total	ND	NA	5	05/29/2019 01:02

(Cont.)

McCampbell Analytical, Inc.
"When Quality Counts"

1534 Willow Pass Road, Pittsburg, CA 94565-1701
Toll Free Telephone: (877) 252-9262 / Fax: (925) 252-9269
http://www.mccampbell.com / E-mail: main@mccampbell.com

Analytical Report

Client:	Farallon Consulting	**WorkOrder:**	1905B42
Date Received:	5/21/19 19:00	**Extraction Method:**	SW5030B
Date Prepared:	5/26/19-5/29/19	**Analytical Method:**	SW8260B
Project:	2250-001; 1055 Commercial Ct; San Jose, CA	**Unit:**	µg/L

Volatile Organics

Client ID	Lab ID	Matrix	Date Collected	Instrument	Batch ID
F-12	1905B42-012A	Water	05/21/2019 15:50	GC38 05281929.D	178524

Analytes	Result	RL	DF	Date Analyzed
Surrogates	**REC (%)**	**Limits**		
Dibromofluoromethane	99	78-146		05/29/2019 01:02
Toluene-d8	92	85-138		05/29/2019 01:02
4-BFB	98	76-137		05/29/2019 01:02

Analyst(s): AK

McCampbell Analytical, Inc.
"When Quality Counts"

1534 Willow Pass Road, Pittsburg, CA 94565-1701
Toll Free Telephone: (877) 252-9262 / Fax: (925) 252-9269
http://www.mccampbell.com / E-mail: main@mccampbell.com

Analytical Report

Client:	Farallon Consulting	**WorkOrder:**	1905B42
Date Received:	5/21/19 19:00	**Extraction Method:**	SW3550B/3640A
Date Prepared:	5/21/19	**Analytical Method:**	SW8270C
Project:	2250-001; 1055 Commercial Ct; San Jose, CA	**Unit:**	mg/Kg

Semi-Volatile Organics (Low Level) with GPC Cleanup

Client ID	Lab ID	Matrix	Date Collected	Instrument	Batch ID
F-13 (2')	1905B42-005A	Soil	05/21/2019 10:35	GC17 05241913.D	178196

Analytes	Result	Qualifiers	RL	DF	Date Analyzed
Acenaphthene	ND		0.0013	1	05/24/2019 14:41
Acenaphthylene	**0.0055**		0.0013	1	05/24/2019 14:41
Acetochlor	ND		0.25	1	05/24/2019 14:41
Anthracene	**0.0049**		0.0013	1	05/24/2019 14:41
Benzidine	ND		1.2	1	05/24/2019 14:41
Benzo (a) anthracene	**0.015**		0.0050	1	05/24/2019 14:41
Benzo (a) pyrene	**0.016**		0.0025	1	05/24/2019 14:41
Benzo (b) fluoranthene	**0.011**		0.0013	1	05/24/2019 14:41
Benzo (g,h,i) perylene	**0.021**		0.0025	1	05/24/2019 14:41
Benzo (k) fluoranthene	**0.0061**		0.0013	1	05/24/2019 14:41
Benzyl Alcohol	ND		1.2	1	05/24/2019 14:41
1,1-Biphenyl	**0.027**		0.013	1	05/24/2019 14:41
Bis (2-chloroethoxy) Methane	ND		0.25	1	05/24/2019 14:41
Bis (2-chloroethyl) Ether	ND		0.0025	1	05/24/2019 14:41
Bis (2-chloroisopropyl) Ether	ND		0.0025	1	05/24/2019 14:41
Bis (2-ethylhexyl) Adipate	ND		0.50	1	05/24/2019 14:41
Bis (2-ethylhexyl) Phthalate	**0.71**		0.0050	1	05/24/2019 14:41
4-Bromophenyl Phenyl Ether	ND		0.25	1	05/24/2019 14:41
Butylbenzyl Phthalate	ND		0.025	1	05/24/2019 14:41
4-Chloroaniline	**0.0033**		0.0025	1	05/24/2019 14:41
4-Chloro-3-methylphenol	ND		0.25	1	05/24/2019 14:41
2-Chloronaphthalene	ND		0.25	1	05/24/2019 14:41
2-Chlorophenol	ND		0.0050	1	05/24/2019 14:41
4-Chlorophenyl Phenyl Ether	ND		0.25	1	05/24/2019 14:41
Chrysene	**0.018**		0.0025	1	05/24/2019 14:41
Dibenzo (a,h) anthracene	ND		0.0025	1	05/24/2019 14:41
Dibenzofuran	ND		0.25	1	05/24/2019 14:41
Di-n-butyl Phthalate	**0.016**	B	0.0025	1	05/24/2019 14:41
1,2-Dichlorobenzene	ND		0.25	1	05/24/2019 14:41
1,3-Dichlorobenzene	ND		0.25	1	05/24/2019 14:41
1,4-Dichlorobenzene	ND		0.25	1	05/24/2019 14:41
3,3-Dichlorobenzidine	ND		0.0025	1	05/24/2019 14:41
2,4-Dichlorophenol	ND		0.013	1	05/24/2019 14:41
Diethyl Phthalate	ND		0.0050	1	05/24/2019 14:41
2,4-Dimethylphenol	ND		0.25	1	05/24/2019 14:41
Dimethyl Phthalate	**0.0099**		0.0025	1	05/24/2019 14:41
4,6-Dinitro-2-methylphenol	ND		1.2	1	05/24/2019 14:41

(Cont.)

McCampbell Analytical, Inc.
"When Quality Counts"

1534 Willow Pass Road, Pittsburg, CA 94565-1701
Toll Free Telephone: (877) 252-9262 / Fax: (925) 252-9269
http://www.mccampbell.com / E-mail: main@mccampbell.com

Analytical Report

Client:	Farallon Consulting	**WorkOrder:**	1905B42
Date Received:	5/21/19 19:00	**Extraction Method:**	SW3550B/3640A
Date Prepared:	5/21/19	**Analytical Method:**	SW8270C
Project:	2250-001; 1055 Commercial Ct; San Jose, CA	**Unit:**	mg/Kg

Semi-Volatile Organics (Low Level) with GPC Cleanup

Client ID	Lab ID	Matrix	Date Collected	Instrument	Batch ID
F-13 (2')	1905B42-005A	Soil	05/21/2019 10:35	GC17 05241913.D	178196

Analytes	Result	Qualifiers	RL	DF	Date Analyzed
2,4-Dinitrophenol	ND		0.13	1	05/24/2019 14:41
2,4-Dinitrotoluene	ND		0.0063	1	05/24/2019 14:41
2,6-Dinitrotoluene	ND		0.0025	1	05/24/2019 14:41
Di-n-octyl Phthalate	ND		0.0050	1	05/24/2019 14:41
1,2-Diphenylhydrazine	ND		0.25	1	05/24/2019 14:41
Fluoranthene	**0.028**		0.0013	1	05/24/2019 14:41
Fluorene	**0.0073**		0.0025	1	05/24/2019 14:41
Hexachlorobenzene	ND		0.0013	1	05/24/2019 14:41
Hexachlorobutadiene	ND		0.0025	1	05/24/2019 14:41
Hexachlorocyclopentadiene	ND		2.0	1	05/24/2019 14:41
Hexachloroethane	ND		0.0025	1	05/24/2019 14:41
Indeno (1,2,3-cd) pyrene	**0.012**		0.0025	1	05/24/2019 14:41
Isophorone	ND		0.25	1	05/24/2019 14:41
2-Methylnaphthalene	**0.15**		0.0025	1	05/24/2019 14:41
2-Methylphenol (o-Cresol)	ND		0.50	1	05/24/2019 14:41
3 & 4-Methylphenol (m,p-Cresol)	ND		0.25	1	05/24/2019 14:41
Naphthalene	**0.081**		0.0013	1	05/24/2019 14:41
2-Nitroaniline	ND		1.2	1	05/24/2019 14:41
3-Nitroaniline	ND		1.2	1	05/24/2019 14:41
4-Nitroaniline	ND		1.2	1	05/24/2019 14:41
Nitrobenzene	ND		0.25	1	05/24/2019 14:41
2-Nitrophenol	ND		1.2	1	05/24/2019 14:41
4-Nitrophenol	ND		1.2	1	05/24/2019 14:41
N-Nitrosodiphenylamine	ND		0.25	1	05/24/2019 14:41
N-Nitrosodi-n-propylamine	ND		0.25	1	05/24/2019 14:41
Pentachlorophenol	ND		0.031	1	05/24/2019 14:41
Phenanthrene	**0.024**		0.0050	1	05/24/2019 14:41
Phenol	**0.010**	B	0.0050	1	05/24/2019 14:41
Pyrene	**0.041**		0.0025	1	05/24/2019 14:41
Pyridine	ND		0.25	1	05/24/2019 14:41
1,2,4-Trichlorobenzene	ND		0.25	1	05/24/2019 14:41
2,4,5-Trichlorophenol	ND		0.0025	1	05/24/2019 14:41
2,4,6-Trichlorophenol	ND		0.013	1	05/24/2019 14:41

(Cont.)

McCampbell Analytical, Inc.
"When Quality Counts"

1534 Willow Pass Road, Pittsburg, CA 94565-1701
Toll Free Telephone: (877) 252-9262 / Fax: (925) 252-9269
http://www.mccampbell.com / E-mail: main@mccampbell.com

Analytical Report

Client:	Farallon Consulting	**WorkOrder:**	1905B42
Date Received:	5/21/19 19:00	**Extraction Method:**	SW3550B/3640A
Date Prepared:	5/21/19	**Analytical Method:**	SW8270C
Project:	2250-001; 1055 Commercial Ct; San Jose, CA	**Unit:**	mg/Kg

Semi-Volatile Organics (Low Level) with GPC Cleanup

Client ID	Lab ID	Matrix	Date Collected	Instrument	Batch ID
F-13 (2')	1905B42-005A	Soil	05/21/2019 10:35	GC17 05241913.D	178196

Analytes	Result	Qualifiers	RL	DF	Date Analyzed
Surrogates	**REC (%)**		**Limits**		
2-Fluorophenol	127		30-167		05/24/2019 14:41
Phenol-d5	126		58-149		05/24/2019 14:41
Nitrobenzene-d5	90		54-137		05/24/2019 14:41
2-Fluorobiphenyl	92		59-113		05/24/2019 14:41
2,4,6-Tribromophenol	53		21-171		05/24/2019 14:41
4-Terphenyl-d14	113		65-126		05/24/2019 14:41

Analyst(s): REB

McCampbell Analytical, Inc.
"When Quality Counts"

1534 Willow Pass Road, Pittsburg, CA 94565-1701
Toll Free Telephone: (877) 252-9262 / Fax: (925) 252-9269
http://www.mccampbell.com / E-mail: main@mccampbell.com

Analytical Report

Client:	Farallon Consulting	**WorkOrder:**	1905B42
Date Received:	5/21/19 19:00	**Extraction Method:**	SW3640Am
Date Prepared:	5/22/19	**Analytical Method:**	SW8270C
Project:	2250-001; 1055 Commercial Ct; San Jose, CA	**Unit:**	µg/L

Semi-Volatile Organics

Client ID	Lab ID	Matrix	Date Collected	Instrument	Batch ID
F-13	1905B42-007D	Water	05/21/2019 12:00	GC17 05281941.D	178253

Analytes	Result	RL	DF	Date Analyzed
Acenaphthene	ND	0.12	10	05/29/2019 03:58
Acenaphthylene	ND	0.12	10	05/29/2019 03:58
Acetochlor	ND	23	10	05/29/2019 03:58
Anthracene	ND	0.12	10	05/29/2019 03:58
Benzidine	ND	58	10	05/29/2019 03:58
Benzo (a) anthracene	ND	0.23	10	05/29/2019 03:58
Benzo (a) pyrene	ND	0.12	10	05/29/2019 03:58
Benzo (b) fluoranthene	ND	0.058	10	05/29/2019 03:58
Benzo (g,h,i) perylene	ND	0.23	10	05/29/2019 03:58
Benzo (k) fluoranthene	ND	0.12	10	05/29/2019 03:58
Benzyl Alcohol	ND	58	10	05/29/2019 03:58
1,1-Biphenyl	**0.63**	0.58	10	05/29/2019 03:58
Bis (2-chloroethoxy) Methane	ND	12	10	05/29/2019 03:58
Bis (2-chloroethyl) Ether	ND	0.058	10	05/29/2019 03:58
Bis (2-chloroisopropyl) Ether	ND	0.12	10	05/29/2019 03:58
Bis (2-ethylhexyl) Adipate	ND	35	10	05/29/2019 03:58
Bis (2-ethylhexyl) Phthalate	ND	0.47	10	05/29/2019 03:58
4-Bromophenyl Phenyl Ether	ND	12	10	05/29/2019 03:58
Butylbenzyl Phthalate	ND	23	10	05/29/2019 03:58
4-Chloroaniline	ND	0.23	10	05/29/2019 03:58
4-Chloro-3-methylphenol	ND	12	10	05/29/2019 03:58
2-Chloronaphthalene	ND	12	10	05/29/2019 03:58
2-Chlorophenol	ND	0.23	10	05/29/2019 03:58
4-Chlorophenyl Phenyl Ether	ND	12	10	05/29/2019 03:58
Chrysene	ND	0.12	10	05/29/2019 03:58
Dibenzo (a,h) anthracene	ND	0.12	10	05/29/2019 03:58
Dibenzofuran	ND	12	10	05/29/2019 03:58
Di-n-butyl Phthalate	**0.56**	0.23	10	05/29/2019 03:58
1,2-Dichlorobenzene	ND	23	10	05/29/2019 03:58
1,3-Dichlorobenzene	ND	23	10	05/29/2019 03:58
1,4-Dichlorobenzene	ND	23	10	05/29/2019 03:58
3,3-Dichlorobenzidine	ND	0.23	10	05/29/2019 03:58
2,4-Dichlorophenol	ND	0.12	10	05/29/2019 03:58
Diethyl Phthalate	ND	0.23	10	05/29/2019 03:58
2,4-Dimethylphenol	ND	12	10	05/29/2019 03:58
Dimethyl Phthalate	ND	0.23	10	05/29/2019 03:58
4,6-Dinitro-2-methylphenol	ND	58	10	05/29/2019 03:58

(Cont.)

McCampbell Analytical, Inc.
"When Quality Counts"

1534 Willow Pass Road, Pittsburg, CA 94565-1701
Toll Free Telephone: (877) 252-9262 / Fax: (925) 252-9269
http://www.mccampbell.com / E-mail: main@mccampbell.com

Analytical Report

Client:	Farallon Consulting	**WorkOrder:**	1905B42
Date Received:	5/21/19 19:00	**Extraction Method:**	SW3640Am
Date Prepared:	5/22/19	**Analytical Method:**	SW8270C
Project:	2250-001; 1055 Commercial Ct; San Jose, CA	**Unit:**	µg/L

Semi-Volatile Organics

Client ID	Lab ID	Matrix	Date Collected	Instrument	Batch ID
F-13	1905B42-007D	Water	05/21/2019 12:00	GC17 05281941.D	178253

Analytes	Result	RL	DF	Date Analyzed
2,4-Dinitrophenol	ND	5.8	10	05/29/2019 03:58
2,4-Dinitrotoluene	ND	0.29	10	05/29/2019 03:58
2,6-Dinitrotoluene	ND	0.12	10	05/29/2019 03:58
Di-n-octyl Phthalate	ND	1.5	10	05/29/2019 03:58
1,2-Diphenylhydrazine	ND	12	10	05/29/2019 03:58
Fluoranthene	ND	0.12	10	05/29/2019 03:58
Fluorene	**1.8**	0.12	10	05/29/2019 03:58
Hexachlorobenzene	ND	0.058	10	05/29/2019 03:58
Hexachlorobutadiene	ND	0.12	10	05/29/2019 03:58
Hexachlorocyclopentadiene	ND	58	10	05/29/2019 03:58
Hexachloroethane	ND	0.12	10	05/29/2019 03:58
Indeno (1,2,3-cd) pyrene	ND	0.23	10	05/29/2019 03:58
Isophorone	ND	12	10	05/29/2019 03:58
2-Methylnaphthalene	**5.0**	0.12	10	05/29/2019 03:58
2-Methylphenol (o-Cresol)	ND	12	10	05/29/2019 03:58
3 & 4-Methylphenol (m,p-Cresol)	ND	12	10	05/29/2019 03:58
Naphthalene	**1.3**	0.12	10	05/29/2019 03:58
2-Nitroaniline	ND	58	10	05/29/2019 03:58
3-Nitroaniline	ND	58	10	05/29/2019 03:58
4-Nitroaniline	ND	58	10	05/29/2019 03:58
Nitrobenzene	ND	12	10	05/29/2019 03:58
2-Nitrophenol	ND	58	10	05/29/2019 03:58
4-Nitrophenol	ND	58	10	05/29/2019 03:58
N-Nitrosodiphenylamine	ND	12	10	05/29/2019 03:58
N-Nitrosodi-n-propylamine	ND	12	10	05/29/2019 03:58
Pentachlorophenol	ND	2.9	10	05/29/2019 03:58
Phenanthrene	**2.4**	0.23	10	05/29/2019 03:58
Phenol	**0.61**	0.23	10	05/29/2019 03:58
Pyrene	ND	0.23	10	05/29/2019 03:58
Pyridine	ND	12	10	05/29/2019 03:58
1,2,4-Trichlorobenzene	ND	12	10	05/29/2019 03:58
2,4,5-Trichlorophenol	ND	0.58	10	05/29/2019 03:58
2,4,6-Trichlorophenol	ND	0.58	10	05/29/2019 03:58
1-Methylnaphthalene	**11**	0.12	10	05/29/2019 03:58

(Cont.)

McCampbell Analytical, Inc.
"When Quality Counts"

1534 Willow Pass Road, Pittsburg, CA 94565-1701
Toll Free Telephone: (877) 252-9262 / Fax: (925) 252-9269
http://www.mccampbell.com / E-mail: main@mccampbell.com

Analytical Report

Client:	Farallon Consulting	**WorkOrder:**	1905B42
Date Received:	5/21/19 19:00	**Extraction Method:**	SW3640Am
Date Prepared:	5/22/19	**Analytical Method:**	SW8270C
Project:	2250-001; 1055 Commercial Ct; San Jose, CA	**Unit:**	µg/L

Semi-Volatile Organics

Client ID	Lab ID	Matrix	Date Collected	Instrument	Batch ID
F-13	1905B42-007D	Water	05/21/2019 12:00	GC17 05281941.D	178253

Analytes	Result		RL	DF	Date Analyzed
Surrogates	**REC (%)**	**Qualifiers**	**Limits**		
2-Fluorophenol	51		8-130		05/29/2019 03:58
Phenol-d5	42		5-130		05/29/2019 03:58
Nitrobenzene-d5	184	S	20-140		05/29/2019 03:58
2-Fluorobiphenyl	64		40-140		05/29/2019 03:58
2,4,6-Tribromophenol	58		16-180		05/29/2019 03:58
4-Terphenyl-d14	88		40-170		05/29/2019 03:58

Analyst(s): REB Analytical Comments: a19,c2

McCampbell Analytical, Inc.
"When Quality Counts"

1534 Willow Pass Road, Pittsburg, CA 94565-1701
Toll Free Telephone: (877) 252-9262 / Fax: (925) 252-9269
http://www.mccampbell.com / E-mail: main@mccampbell.com

Analytical Report

Client:	Farallon Consulting	**WorkOrder:**	1905B42
Date Received:	5/21/19 19:00	**Extraction Method:**	SW3050B
Date Prepared:	5/21/19	**Analytical Method:**	SW6020
Project:	2250-001; 1055 Commercial Ct; San Jose, CA	**Unit:**	mg/Kg

CAM / CCR 17 Metals

Client ID	Lab ID	Matrix	Date Collected	Instrument	Batch ID
S-5 (1')	1905B42-001A	Soil	05/21/2019 08:50	ICP-MS1 093SMPL.D	178272

Analytes	Result	RL	DF	Date Analyzed
Antimony	**0.63**	0.50	1	05/22/2019 23:26
Arsenic	**7.4**	0.50	1	05/22/2019 23:26
Barium	**150**	5.0	1	05/22/2019 23:26
Beryllium	ND	0.50	1	05/22/2019 23:26
Cadmium	ND	0.25	1	05/22/2019 23:26
Chromium	**58**	0.50	1	05/22/2019 23:26
Cobalt	**11**	0.50	1	05/22/2019 23:26
Copper	**25**	0.50	1	05/22/2019 23:26
Lead	**7.6**	0.50	1	05/22/2019 23:26
Mercury	**0.066**	0.050	1	05/22/2019 23:26
Molybdenum	**0.59**	0.50	1	05/22/2019 23:26
Nickel	**89**	0.50	1	05/22/2019 23:26
Selenium	ND	0.50	1	05/22/2019 23:26
Silver	ND	0.50	1	05/22/2019 23:26
Thallium	ND	0.50	1	05/22/2019 23:26
Vanadium	**40**	0.50	1	05/22/2019 23:26
Zinc	**56**	5.0	1	05/22/2019 23:26

Surrogates	REC (%)	Limits	
Terbium	88	70-130	05/22/2019 23:26

Analyst(s): DB

(Cont.)

McCampbell Analytical, Inc.
"When Quality Counts"

1534 Willow Pass Road, Pittsburg, CA 94565-1701
Toll Free Telephone: (877) 252-9262 / Fax: (925) 252-9269
http://www.mccampbell.com / E-mail: main@mccampbell.com

Analytical Report

Client:	Farallon Consulting	**WorkOrder:**	1905B42
Date Received:	5/21/19 19:00	**Extraction Method:**	SW3050B
Date Prepared:	5/21/19	**Analytical Method:**	SW6020
Project:	2250-001; 1055 Commercial Ct; San Jose, CA	**Unit:**	mg/Kg

CAM / CCR 17 Metals

Client ID	Lab ID	Matrix	Date Collected	Instrument	Batch ID
S-6 (1')	1905B42-003A	Soil	05/21/2019 09:55	ICP-MS1 094SMPL.D	178272

Analytes	Result	RL	DF	Date Analyzed
Antimony	ND	0.50	1	05/22/2019 23:32
Arsenic	**1.2**	0.50	1	05/22/2019 23:32
Barium	**32**	5.0	1	05/22/2019 23:32
Beryllium	ND	0.50	1	05/22/2019 23:32
Cadmium	ND	0.25	1	05/22/2019 23:32
Chromium	**350**	0.50	1	05/22/2019 23:32
Cobalt	**68**	0.50	1	05/22/2019 23:32
Copper	**22**	0.50	1	05/22/2019 23:32
Lead	**11**	0.50	1	05/22/2019 23:32
Mercury	ND	0.050	1	05/22/2019 23:32
Molybdenum	**1.0**	0.50	1	05/22/2019 23:32
Nickel	**1700**	5.0	10	05/23/2019 21:38
Selenium	ND	0.50	1	05/22/2019 23:32
Silver	ND	0.50	1	05/22/2019 23:32
Thallium	ND	0.50	1	05/22/2019 23:32
Vanadium	**43**	0.50	1	05/22/2019 23:32
Zinc	**60**	5.0	1	05/22/2019 23:32

Surrogates	REC (%)	Limits	
Terbium	107	70-130	05/22/2019 23:32

Analyst(s): DB, JC

(Cont.)

McCampbell Analytical, Inc.
"When Quality Counts"

1534 Willow Pass Road, Pittsburg, CA 94565-1701
Toll Free Telephone: (877) 252-9262 / Fax: (925) 252-9269
http://www.mccampbell.com / E-mail: main@mccampbell.com

Analytical Report

Client:	Farallon Consulting	**WorkOrder:**	1905B42
Date Received:	5/21/19 19:00	**Extraction Method:**	SW3050B
Date Prepared:	5/21/19	**Analytical Method:**	SW6020
Project:	2250-001; 1055 Commercial Ct; San Jose, CA	**Unit:**	mg/Kg

CAM / CCR 17 Metals

Client ID	Lab ID	Matrix	Date Collected	Instrument	Batch ID
F-13 (2')	1905B42-005A	Soil	05/21/2019 10:35	ICP-MS1 095SMPL.D	178272

Analytes	Result	RL	DF	Date Analyzed
Antimony	**2.2**	0.50	1	05/22/2019 23:38
Arsenic	**11**	0.50	1	05/22/2019 23:38
Barium	**220**	5.0	1	05/22/2019 23:38
Beryllium	**0.50**	0.50	1	05/22/2019 23:38
Cadmium	**5.7**	0.25	1	05/22/2019 23:38
Chromium	**67**	0.50	1	05/22/2019 23:38
Cobalt	**13**	0.50	1	05/22/2019 23:38
Copper	**75**	0.50	1	05/22/2019 23:38
Lead	**120**	0.50	1	05/22/2019 23:38
Mercury	**0.30**	0.050	1	05/22/2019 23:38
Molybdenum	**2.1**	0.50	1	05/22/2019 23:38
Nickel	**95**	0.50	1	05/22/2019 23:38
Selenium	ND	0.50	1	05/22/2019 23:38
Silver	**1.2**	0.50	1	05/22/2019 23:38
Thallium	ND	0.50	1	05/22/2019 23:38
Vanadium	**52**	0.50	1	05/22/2019 23:38
Zinc	**180**	5.0	1	05/22/2019 23:38

Surrogates	REC (%)	Limits	
Terbium	108	70-130	05/22/2019 23:38

Analyst(s): DB

(Cont.)

McCampbell Analytical, Inc.
"When Quality Counts"

1534 Willow Pass Road, Pittsburg, CA 94565-1701
Toll Free Telephone: (877) 252-9262 / Fax: (925) 252-9269
http://www.mccampbell.com / E-mail: main@mccampbell.com

Analytical Report

Client:	Farallon Consulting	**WorkOrder:**	1905B42
Date Received:	5/21/19 19:00	**Extraction Method:**	SW3050B
Date Prepared:	5/21/19	**Analytical Method:**	SW6020
Project:	2250-001; 1055 Commercial Ct; San Jose, CA	**Unit:**	mg/Kg

CAM / CCR 17 Metals

Client ID	Lab ID	Matrix	Date Collected	Instrument	Batch ID
F-14 (2')	1905B42-008A	Soil	05/21/2019 13:25	ICP-MS1 096SMPL.D	178272

Analytes	Result	RL	DF	Date Analyzed
Antimony	**1.7**	0.50	1	05/22/2019 23:44
Arsenic	**12**	0.50	1	05/22/2019 23:44
Barium	**310**	5.0	1	05/22/2019 23:44
Beryllium	ND	0.50	1	05/22/2019 23:44
Cadmium	**0.53**	0.25	1	05/22/2019 23:44
Chromium	**71**	0.50	1	05/22/2019 23:44
Cobalt	**12**	0.50	1	05/22/2019 23:44
Copper	**47**	0.50	1	05/22/2019 23:44
Lead	**920**	5.0	10	05/23/2019 21:44
Mercury	**0.32**	0.050	1	05/22/2019 23:44
Molybdenum	**3.1**	0.50	1	05/22/2019 23:44
Nickel	**84**	0.50	1	05/22/2019 23:44
Selenium	ND	0.50	1	05/22/2019 23:44
Silver	ND	0.50	1	05/22/2019 23:44
Thallium	ND	0.50	1	05/22/2019 23:44
Vanadium	**42**	0.50	1	05/22/2019 23:44
Zinc	**140**	5.0	1	05/22/2019 23:44

Surrogates	REC (%)	Limits	
Terbium	105	70-130	05/22/2019 23:44

Analyst(s): DB, JC

(Cont.)

McCampbell Analytical, Inc.
"When Quality Counts"

1534 Willow Pass Road, Pittsburg, CA 94565-1701
Toll Free Telephone: (877) 252-9262 / Fax: (925) 252-9269
http://www.mccampbell.com / E-mail: main@mccampbell.com

Analytical Report

Client:	Farallon Consulting	**WorkOrder:**	1905B42
Date Received:	5/21/19 19:00	**Extraction Method:**	SW3050B
Date Prepared:	5/21/19	**Analytical Method:**	SW6020
Project:	2250-001; 1055 Commercial Ct; San Jose, CA	**Unit:**	mg/Kg

CAM / CCR 17 Metals

Client ID	Lab ID	Matrix	Date Collected	Instrument	Batch ID
F-12 (2')	1905B42-010A	Soil	05/21/2019 15:00	ICP-MS1 097SMPL.D	178272

Analytes	Result	RL	DF	Date Analyzed
Antimony	**2.6**	0.50	1	05/22/2019 23:50
Arsenic	**7.6**	0.50	1	05/22/2019 23:50
Barium	**210**	5.0	1	05/22/2019 23:50
Beryllium	ND	0.50	1	05/22/2019 23:50
Cadmium	**1.8**	0.25	1	05/22/2019 23:50
Chromium	**82**	0.50	1	05/22/2019 23:50
Cobalt	**9.6**	0.50	1	05/22/2019 23:50
Copper	**61**	0.50	1	05/22/2019 23:50
Lead	**110**	0.50	1	05/22/2019 23:50
Mercury	**0.60**	0.050	1	05/22/2019 23:50
Molybdenum	**2.4**	0.50	1	05/22/2019 23:50
Nickel	**83**	0.50	1	05/22/2019 23:50
Selenium	ND	0.50	1	05/22/2019 23:50
Silver	ND	0.50	1	05/22/2019 23:50
Thallium	ND	0.50	1	05/22/2019 23:50
Vanadium	**32**	0.50	1	05/22/2019 23:50
Zinc	**1500**	5.0	1	05/22/2019 23:50

Surrogates	REC (%)	Limits	
Terbium	104	70-130	05/22/2019 23:50

Analyst(s): DB

McCampbell Analytical, Inc.
"When Quality Counts"

1534 Willow Pass Road, Pittsburg, CA 94565-1701
Toll Free Telephone: (877) 252-9262 / Fax: (925) 252-9269
http://www.mccampbell.com / E-mail: main@mccampbell.com

Analytical Report

Client:	Farallon Consulting	**WorkOrder:**	1905B42
Date Received:	5/21/19 19:00	**Extraction Method:**	E200.8
Date Prepared:	5/21/19	**Analytical Method:**	E200.8
Project:	2250-001; 1055 Commercial Ct; San Jose, CA	**Unit:**	µg/L

Metals (>1% Sediment Content)

Client ID	Lab ID	Matrix	Date Collected	Instrument	Batch ID
F-13	1905B42-007E	Water	05/21/2019 12:00	ICP-MS2 059SMPL.D	178295

Analytes	Result	RL	DF	Date Analyzed
Antimony	ND	25	1	05/23/2019 15:03
Arsenic	**470**	25	1	05/23/2019 15:03
Barium	**8200**	250	1	05/23/2019 15:03
Beryllium	ND	25	1	05/23/2019 15:03
Cadmium	ND	25	1	05/23/2019 15:03
Chromium	**2000**	25	1	05/23/2019 15:03
Cobalt	**460**	25	1	05/23/2019 15:03
Copper	**1600**	25	1	05/23/2019 15:03
Lead	**590**	25	1	05/23/2019 15:03
Mercury	ND	2.5	1	05/23/2019 15:03
Molybdenum	**44**	25	1	05/23/2019 15:03
Nickel	**3400**	25	1	05/23/2019 15:03
Selenium	ND	25	1	05/23/2019 15:03
Silver	ND	25	1	05/23/2019 15:03
Thallium	ND	25	1	05/23/2019 15:03
Vanadium	**1300**	25	1	05/23/2019 15:03
Zinc	**3100**	250	1	05/23/2019 15:03

Surrogates	REC (%)	Limits	
Terbium	107	70-130	05/23/2019 15:03

Analyst(s): ND

Analytical Comments: b8

(Cont.)

McCampbell Analytical, Inc.
"When Quality Counts"

1534 Willow Pass Road, Pittsburg, CA 94565-1701
Toll Free Telephone: (877) 252-9262 / Fax: (925) 252-9269
http://www.mccampbell.com / E-mail: main@mccampbell.com

Analytical Report

Client:	Farallon Consulting	**WorkOrder:**	1905B42
Date Received:	5/21/19 19:00	**Extraction Method:**	E200.8
Date Prepared:	5/21/19	**Analytical Method:**	E200.8
Project:	2250-001; 1055 Commercial Ct; San Jose, CA	**Unit:**	µg/L

Metals (>1% Sediment Content)

Client ID	Lab ID	Matrix	Date Collected	Instrument	Batch ID
F-14	1905B42-009D	Water	05/21/2019 14:00	ICP-MS2 102SMPL.D	178295

Analytes	Result	RL	DF	Date Analyzed
Antimony	ND	25	1	05/23/2019 19:27
Arsenic	**450**	25	1	05/23/2019 19:27
Barium	**12,000**	250	1	05/23/2019 19:27
Beryllium	ND	25	1	05/23/2019 19:27
Cadmium	**27**	25	1	05/23/2019 19:27
Chromium	**2700**	25	1	05/23/2019 19:27
Cobalt	**530**	25	1	05/23/2019 19:27
Copper	**3100**	25	1	05/23/2019 19:27
Lead	**2000**	25	1	05/23/2019 19:27
Mercury	**4.6**	2.5	1	05/23/2019 19:27
Molybdenum	**82**	25	1	05/23/2019 19:27
Nickel	**4600**	25	1	05/23/2019 19:27
Selenium	ND	25	1	05/23/2019 19:27
Silver	ND	25	1	05/23/2019 19:27
Thallium	ND	25	1	05/23/2019 19:27
Vanadium	**1800**	25	1	05/23/2019 19:27
Zinc	**14,000**	250	1	05/23/2019 19:27

Surrogates	REC (%)	Limits	
Terbium	107	70-130	05/23/2019 19:27

Analyst(s): DB

Analytical Comments: b8

(Cont.)

McCampbell Analytical, Inc.
"When Quality Counts"

1534 Willow Pass Road, Pittsburg, CA 94565-1701
Toll Free Telephone: (877) 252-9262 / Fax: (925) 252-9269
http://www.mccampbell.com / E-mail: main@mccampbell.com

Analytical Report

Client:	Farallon Consulting	**WorkOrder:**	1905B42
Date Received:	5/21/19 19:00	**Extraction Method:**	E200.8
Date Prepared:	5/21/19	**Analytical Method:**	E200.8
Project:	2250-001; 1055 Commercial Ct; San Jose, CA	**Unit:**	µg/L

Metals (>1% Sediment Content)

Client ID	Lab ID	Matrix	Date Collected	Instrument	Batch ID
F-12	1905B42-012D	Water	05/21/2019 15:50	ICP-MS3 184SMPL.D	178295

Analytes	Result	RL	DF	Date Analyzed
Antimony	**28**	25	1	05/25/2019 02:31
Arsenic	**870**	25	1	05/25/2019 02:31
Barium	**13,000**	250	1	05/25/2019 02:31
Beryllium	**25**	25	1	05/25/2019 02:31
Cadmium	ND	25	1	05/25/2019 02:31
Chromium	**3600**	25	1	05/25/2019 02:31
Cobalt	**780**	25	1	05/25/2019 02:31
Copper	**3200**	25	1	05/25/2019 02:31
Lead	**5600**	25	1	05/25/2019 02:31
Mercury	**15**	2.5	1	05/25/2019 02:31
Molybdenum	**100**	25	1	05/25/2019 02:31
Nickel	**6200**	25	1	05/25/2019 02:31
Selenium	**45**	25	1	05/25/2019 02:31
Silver	**52**	25	1	05/25/2019 02:31
Thallium	ND	25	1	05/25/2019 02:31
Vanadium	**2300**	25	1	05/25/2019 02:31
Zinc	**17,000**	250	1	05/25/2019 02:31

Surrogates	REC (%)	Limits	
Terbium	105	70-130	05/25/2019 02:31

Analyst(s): DB

Analytical Comments: b8

McCampbell Analytical, Inc.
"When Quality Counts"

1534 Willow Pass Road, Pittsburg, CA 94565-1701
Toll Free Telephone: (877) 252-9262 / Fax: (925) 252-9269
http://www.mccampbell.com / E-mail: main@mccampbell.com

Analytical Report

Client:	Farallon Consulting	**WorkOrder:**	1905B42
Date Received:	5/21/19 19:00	**Extraction Method:**	SW5035
Date Prepared:	5/21/19	**Analytical Method:**	SW8021B/8015Bm
Project:	2250-001; 1055 Commercial Ct; San Jose, CA	**Unit:**	mg/Kg

Gasoline Range (C6-C12) Volatile Hydrocarbons as Gasoline with BTEX and MTBE

Client ID	Lab ID	Matrix	Date Collected	Instrument	Batch ID
S-5 (1')	**1905B42-001A**	**Soil**	**05/21/2019 08:50**	**GC19 05231918.D**	**178269**

Analytes	Result	RL	DF	Date Analyzed
TPH(g) (C6-C12)	ND	1.0	1	05/23/2019 21:20
MTBE	ND	0.050	1	05/23/2019 21:20
Benzene	ND	0.0050	1	05/23/2019 21:20
Toluene	ND	0.0050	1	05/23/2019 21:20
Ethylbenzene	ND	0.0050	1	05/23/2019 21:20
m,p-Xylene	ND	0.010	1	05/23/2019 21:20
o-Xylene	ND	0.0050	1	05/23/2019 21:20
Xylenes	ND	0.0050	1	05/23/2019 21:20

Surrogates	REC (%)	Limits	
2-Fluorotoluene	86	62-126	05/23/2019 21:20

Analyst(s): IA

Client ID	Lab ID	Matrix	Date Collected	Instrument	Batch ID
S-6 (1')	**1905B42-003A**	**Soil**	**05/21/2019 09:55**	**GC7 05241937.D**	**178269**

Analytes	Result	RL	DF	Date Analyzed
TPH(g) (C6-C12)	**9.7**	1.0	1	05/25/2019 05:44
MTBE	ND	0.050	1	05/25/2019 05:44
Benzene	ND	0.0050	1	05/25/2019 05:44
Toluene	**0.042**	0.0050	1	05/25/2019 05:44
Ethylbenzene	**0.0088**	0.0050	1	05/25/2019 05:44
m,p-Xylene	**0.059**	0.010	1	05/25/2019 05:44
o-Xylene	**0.028**	0.0050	1	05/25/2019 05:44
Xylenes	**0.086**	0.0050	1	05/25/2019 05:44

Surrogates	REC (%)	Limits	
2-Fluorotoluene	70	62-126	05/25/2019 05:44

Analyst(s): IA Analytical Comments: d7,d9

(Cont.)

McCampbell Analytical, Inc.
"When Quality Counts"

1534 Willow Pass Road, Pittsburg, CA 94565-1701
Toll Free Telephone: (877) 252-9262 / Fax: (925) 252-9269
http://www.mccampbell.com / E-mail: main@mccampbell.com

Analytical Report

Client:	Farallon Consulting	**WorkOrder:**	1905B42
Date Received:	5/21/19 19:00	**Extraction Method:**	SW5035
Date Prepared:	5/21/19	**Analytical Method:**	SW8021B/8015Bm
Project:	2250-001; 1055 Commercial Ct; San Jose, CA	**Unit:**	mg/Kg

Gasoline Range (C6-C12) Volatile Hydrocarbons as Gasoline with BTEX and MTBE

Client ID	Lab ID	Matrix	Date Collected	Instrument	Batch ID
F-13 (2')	1905B42-005A	Soil	05/21/2019 10:35	GC19 05241923.D	178269

Analytes	Result	RL	DF	Date Analyzed
TPH(g) (C6-C12)	**150**	10	10	05/24/2019 22:27
MTBE	ND	0.50	10	05/24/2019 22:27
Benzene	**0.092**	0.050	10	05/24/2019 22:27
Toluene	**0.47**	0.050	10	05/24/2019 22:27
Ethylbenzene	**0.45**	0.050	10	05/24/2019 22:27
m,p-Xylene	**2.2**	0.10	10	05/24/2019 22:27
o-Xylene	**0.91**	0.050	10	05/24/2019 22:27
Xylenes	**3.1**	0.050	10	05/24/2019 22:27

Surrogates	REC (%)	Limits	
2-Fluorotoluene	92	62-126	05/24/2019 22:27

Analyst(s): IA Analytical Comments: d7,d9

Client ID	Lab ID	Matrix	Date Collected	Instrument	Batch ID
F-14 (2')	1905B42-008A	Soil	05/21/2019 13:25	GC7 05241939.D	178269

Analytes	Result	RL	DF	Date Analyzed
TPH(g) (C6-C12)	**12**	1.0	1	05/25/2019 06:43
MTBE	ND	0.050	1	05/25/2019 06:43
Benzene	**0.091**	0.0050	1	05/25/2019 06:43
Toluene	**0.032**	0.0050	1	05/25/2019 06:43
Ethylbenzene	**0.0088**	0.0050	1	05/25/2019 06:43
m,p-Xylene	**0.038**	0.010	1	05/25/2019 06:43
o-Xylene	ND	0.0050	1	05/25/2019 06:43
Xylenes	**0.038**	0.0050	1	05/25/2019 06:43

Surrogates	REC (%)	Limits	
2-Fluorotoluene	70	62-126	05/25/2019 06:43

Analyst(s): IA Analytical Comments: d7,d9

(Cont.)

McCampbell Analytical, Inc.
"When Quality Counts"

1534 Willow Pass Road, Pittsburg, CA 94565-1701
Toll Free Telephone: (877) 252-9262 / Fax: (925) 252-9269
http://www.mccampbell.com / E-mail: main@mccampbell.com

Analytical Report

Client:	Farallon Consulting	**WorkOrder:**	1905B42
Date Received:	5/21/19 19:00	**Extraction Method:**	SW5035
Date Prepared:	5/21/19	**Analytical Method:**	SW8021B/8015Bm
Project:	2250-001; 1055 Commercial Ct; San Jose, CA	**Unit:**	mg/Kg

Gasoline Range (C6-C12) Volatile Hydrocarbons as Gasoline with BTEX and MTBE

Client ID	Lab ID	Matrix	Date Collected	Instrument	Batch ID
F-12 (2')	**1905B42-010A**	**Soil**	**05/21/2019 15:00**	**GC7 05241940.D**	**178269**

Analytes	Result	Qualifiers	RL	DF	Date Analyzed
TPH(g) (C6-C12)	**1.3**	B	1.0	1	05/25/2019 07:12
MTBE	ND		0.050	1	05/25/2019 07:12
Benzene	**0.012**		0.0050	1	05/25/2019 07:12
Toluene	**0.012**		0.0050	1	05/25/2019 07:12
Ethylbenzene	**0.016**		0.0050	1	05/25/2019 07:12
m,p-Xylene	**0.018**		0.010	1	05/25/2019 07:12
o-Xylene	**0.0074**		0.0050	1	05/25/2019 07:12
Xylenes	**0.025**		0.0050	1	05/25/2019 07:12

Surrogates	REC (%)	Limits	
2-Fluorotoluene	71	62-126	05/25/2019 07:12

Analyst(s): IA

Analytical Comments: d7,d9

McCampbell Analytical, Inc.
"When Quality Counts"

1534 Willow Pass Road, Pittsburg, CA 94565-1701
Toll Free Telephone: (877) 252-9262 / Fax: (925) 252-9269
http://www.mccampbell.com / E-mail: main@mccampbell.com

Analytical Report

Client:	Farallon Consulting	**WorkOrder:**	1905B42
Date Received:	5/21/19 19:00	**Extraction Method:**	SW5030B
Date Prepared:	5/26/19-5/29/19	**Analytical Method:**	SW8021B/8015Bm
Project:	2250-001; 1055 Commercial Ct; San Jose, CA	**Unit:**	µg/L

Gasoline Range (C6-C12) Volatile Hydrocarbons as Gasoline with BTEX and MTBE

Client ID	Lab ID	Matrix	Date Collected	Instrument	Batch ID
F-13	1905B42-007B	Water	05/21/2019 12:00	GC19 05291912.D	178603

Analytes	Result	RL	DF	Date Analyzed
TPH(g) (C6-C12)	**91**	50	1	05/29/2019 17:19
MTBE	ND	5.0	1	05/29/2019 17:19
Benzene	**0.60**	0.50	1	05/29/2019 17:19
Toluene	ND	0.50	1	05/29/2019 17:19
Ethylbenzene	ND	0.50	1	05/29/2019 17:19
m,p-Xylene	**2.0**	1.0	1	05/29/2019 17:19
o-Xylene	**0.75**	0.50	1	05/29/2019 17:19
Xylenes	**2.8**	0.50	1	05/29/2019 17:19

Surrogates	REC (%)	Limits	
aaa-TFT	113	76-115	05/29/2019 17:19

Analyst(s): IA Analytical Comments: d1

Client ID	Lab ID	Matrix	Date Collected	Instrument	Batch ID
F-14	1905B42-009B	Water	05/21/2019 14:00	GC3 05251931.D	178603

Analytes	Result	RL	DF	Date Analyzed
TPH(g) (C6-C12)	ND	50	1	05/26/2019 07:10
MTBE	**17**	5.0	1	05/26/2019 07:10
Benzene	ND	0.50	1	05/26/2019 07:10
Toluene	ND	0.50	1	05/26/2019 07:10
Ethylbenzene	ND	0.50	1	05/26/2019 07:10
m,p-Xylene	ND	1.0	1	05/26/2019 07:10
o-Xylene	ND	0.50	1	05/26/2019 07:10
Xylenes	ND	0.50	1	05/26/2019 07:10

Surrogates	REC (%)	Limits	
aaa-TFT	92	76-115	05/26/2019 07:10

Analyst(s): TD

(Cont.)

McCampbell Analytical, Inc.
"When Quality Counts"

1534 Willow Pass Road, Pittsburg, CA 94565-1701
Toll Free Telephone: (877) 252-9262 / Fax: (925) 252-9269
http://www.mccampbell.com / E-mail: main@mccampbell.com

Analytical Report

Client:	Farallon Consulting	**WorkOrder:**	1905B42
Date Received:	5/21/19 19:00	**Extraction Method:**	SW5030B
Date Prepared:	5/26/19-5/29/19	**Analytical Method:**	SW8021B/8015Bm
Project:	2250-001; 1055 Commercial Ct; San Jose, CA	**Unit:**	µg/L

Gasoline Range (C6-C12) Volatile Hydrocarbons as Gasoline with BTEX and MTBE

Client ID	Lab ID	Matrix	Date Collected	Instrument	Batch ID
F-12	1905B42-012B	Water	05/21/2019 15:50	GC3 05251928.D	178603

Analytes	Result	RL	DF	Date Analyzed
TPH(g) (C6-C12)	**1400**	50	1	05/26/2019 05:39
MTBE	**18**	5.0	1	05/26/2019 05:39
Benzene	**0.70**	0.50	1	05/26/2019 05:39
Toluene	**20**	0.50	1	05/26/2019 05:39
Ethylbenzene	**0.88**	0.50	1	05/26/2019 05:39
m,p-Xylene	**2.3**	1.0	1	05/26/2019 05:39
o-Xylene	**1.0**	0.50	1	05/26/2019 05:39
Xylenes	**3.3**	0.50	1	05/26/2019 05:39

Surrogates	REC (%)	Limits	
aaa-TFT	86	76-115	05/26/2019 05:39

Analyst(s): TD

Analytical Comments: d7,d1

McCampbell Analytical, Inc.
"When Quality Counts"

1534 Willow Pass Road, Pittsburg, CA 94565-1701
Toll Free Telephone: (877) 252-9262 / Fax: (925) 252-9269
http://www.mccampbell.com / E-mail: main@mccampbell.com

Analytical Report

Client:	Farallon Consulting	**WorkOrder:**	1905B42
Date Received:	5/21/19 19:00	**Extraction Method:**	SW3550B
Date Prepared:	5/21/19	**Analytical Method:**	SW8015B
Project:	2250-001; 1055 Commercial Ct; San Jose, CA	**Unit:**	mg/Kg

Total Extractable Petroleum Hydrocarbons w/out SG Clean-Up

Client ID	Lab ID	Matrix	Date Collected	Instrument	Batch ID
S-5 (1')	1905B42-001A	Soil	05/21/2019 08:50	GC9b 05241957.D	178268

Analytes	Result	RL	DF	Date Analyzed
TPH-Diesel (C10-C23)	ND	1.0	1	05/25/2019 11:59
TPH-Motor Oil (C18-C36)	ND	5.0	1	05/25/2019 11:59

Surrogates	REC (%)	Limits	
C9	98	74-123	05/25/2019 11:59

Analyst(s): JIS

Client ID	Lab ID	Matrix	Date Collected	Instrument	Batch ID
S-6 (1')	1905B42-003A	Soil	05/21/2019 09:55	GC9b 05241961.D	178268

Analytes	Result	RL	DF	Date Analyzed
TPH-Diesel (C10-C23)	**66**	1.0	1	05/25/2019 13:17
TPH-Motor Oil (C18-C36)	**350**	5.0	1	05/25/2019 13:17

Surrogates	REC (%)	Limits	
C9	99	74-123	05/25/2019 13:17

Analyst(s): JIS Analytical Comments: e7,e2,e8

Client ID	Lab ID	Matrix	Date Collected	Instrument	Batch ID
F-13 (2')	1905B42-005A	Soil	05/21/2019 10:35	GC6B 05261929.D	178268

Analytes	Result	RL	DF	Date Analyzed
TPH-Diesel (C10-C23)	**450**	20	20	05/28/2019 17:05
TPH-Motor Oil (C18-C36)	**800**	100	20	05/28/2019 17:05

Surrogates	REC (%)	Limits	
C9	123	74-123	05/28/2019 17:05

Analyst(s): JIS Analytical Comments: e7,e2,e8

(Cont.)

McCampbell Analytical, Inc.
"When Quality Counts"

1534 Willow Pass Road, Pittsburg, CA 94565-1701
Toll Free Telephone: (877) 252-9262 / Fax: (925) 252-9269
http://www.mccampbell.com / E-mail: main@mccampbell.com

Analytical Report

Client:	Farallon Consulting	**WorkOrder:**	1905B42
Date Received:	5/21/19 19:00	**Extraction Method:**	SW3550B
Date Prepared:	5/21/19	**Analytical Method:**	SW8015B
Project:	2250-001; 1055 Commercial Ct; San Jose, CA	**Unit:**	mg/Kg

Total Extractable Petroleum Hydrocarbons w/out SG Clean-Up

Client ID	Lab ID	Matrix	Date Collected	Instrument	Batch ID
F-14 (2')	1905B42-008A	Soil	05/21/2019 13:25	GC9b 05241979.D	178268

Analytes	Result	RL	DF	Date Analyzed
TPH-Diesel (C10-C23)	**94**	50	50	05/25/2019 19:06
TPH-Motor Oil (C18-C36)	**670**	250	50	05/25/2019 19:06

Surrogates	REC (%)	Limits	
C9	104	74-123	05/25/2019 19:06

Analyst(s): JIS Analytical Comments: e7,e2,e8

Client ID	Lab ID	Matrix	Date Collected	Instrument	Batch ID
F-12 (2')	1905B42-010A	Soil	05/21/2019 15:00	GC9b 05241969.D	178268

Analytes	Result	RL	DF	Date Analyzed
TPH-Diesel (C10-C23)	**22**	20	20	05/25/2019 15:52
TPH-Motor Oil (C18-C36)	**330**	100	20	05/25/2019 15:52

Surrogates	REC (%)	Limits	
C9	102	74-123	05/25/2019 15:52

Analyst(s): JIS Analytical Comments: e7,e2

McCampbell Analytical, Inc.
"When Quality Counts"

1534 Willow Pass Road, Pittsburg, CA 94565-1701
Toll Free Telephone: (877) 252-9262 / Fax: (925) 252-9269
http://www.mccampbell.com / E-mail: main@mccampbell.com

Analytical Report

Client:	Farallon Consulting	**WorkOrder:**	1905B42
Date Received:	5/21/19 19:00	**Extraction Method:**	SW3510C
Date Prepared:	5/21/19	**Analytical Method:**	SW8015B
Project:	2250-001; 1055 Commercial Ct; San Jose, CA	**Unit:**	µg/L

Total Extractable Petroleum Hydrocarbons w/out SG Clean-Up

Client ID	Lab ID	Matrix	Date Collected	Instrument	Batch ID
F-13	1905B42-007C	Water	05/21/2019 12:00	GC11B 05261921.D	178286

Analytes	Result	RL	DF	Date Analyzed
TPH-Diesel (C10-C23)	**14,000**	1000	20	05/26/2019 19:19
TPH-Motor Oil (C18-C36)	**23,000**	5000	20	05/26/2019 19:19

Surrogates	REC (%)	Limits	
C9	98	61-139	05/26/2019 19:19

Analyst(s): JIS Analytical Comments: e7,e3,e8,b6

Client ID	Lab ID	Matrix	Date Collected	Instrument	Batch ID
F-14	1905B42-009C	Water	05/21/2019 14:00	GC11B 05291941.D	178286

Analytes	Result	RL	DF	Date Analyzed
TPH-Diesel (C10-C23)	**360**	50	1	05/30/2019 10:27
TPH-Motor Oil (C18-C36)	**2500**	250	1	05/30/2019 10:27

Surrogates	REC (%)	Limits	
C9	93	61-139	05/30/2019 10:27

Analyst(s): JIS Analytical Comments: e7,e2,e8

Client ID	Lab ID	Matrix	Date Collected	Instrument	Batch ID
F-12	1905B42-012C	Water	05/21/2019 15:50	GC11B 05261933.D	178286

Analytes	Result	RL	DF	Date Analyzed
TPH-Diesel (C10-C23)	**5100**	500	10	05/26/2019 23:06
TPH-Motor Oil (C18-C36)	**6900**	2500	10	05/26/2019 23:06

Surrogates	REC (%)	Limits	
C9	110	61-139	05/26/2019 23:06

Analyst(s): JIS Analytical Comments: e7,e8,e2

McCampbell Analytical, Inc.
"When Quality Counts"

1534 Willow Pass Road, Pittsburg, CA 94565-1701
Toll Free Telephone: (877) 252-9262 / Fax: (925) 252-9269
http://www.mccampbell.com / E-mail: main@mccampbell.com

Quality Control Report

Client:	Farallon Consulting	**WorkOrder:**	1905B42
Date Prepared:	5/23/19	**BatchID:**	178439
Date Analyzed:	5/23/19 - 5/24/19	**Extraction Method:**	SW3550B/3640Am/3630Cm
Instrument:	GC23	**Analytical Method:**	SW8081A/8082
Matrix:	Soil	**Unit:**	mg/kg
Project:	2250-001; 1055 Commercial Ct; San Jose, CA	**Sample ID:**	MB/LCS/LCSD-178439

QC Summary Report for SW8081A/8082

Analyte	MB Result	MDL	RL	SPK Val	MB SS %REC	MB SS Limits
Aldrin	ND	0.000036	0.00010	-	-	-
a-BHC	ND	0.000025	0.00010	-	-	-
b-BHC	ND	0.00025	0.00030	-	-	-
d-BHC	ND	0.00013	0.00020	-	-	-
g-BHC	ND	0.000066	0.00010	-	-	-
Chlordane (Technical)	ND	0.00043	0.0025	-	-	-
a-Chlordane	ND	0.000095	0.00010	-	-	-
g-Chlordane	ND	0.000047	0.00010	-	-	-
p,p-DDD	ND	0.000043	0.00010	-	-	-
p,p-DDE	ND	0.000094	0.00010	-	-	-
p,p-DDT	ND	0.000092	0.00010	-	-	-
Dieldrin	ND	0.000061	0.00010	-	-	-
Endosulfan I	ND	0.000048	0.00010	-	-	-
Endosulfan II	ND	0.000076	0.00010	-	-	-
Endosulfan sulfate	ND	0.000078	0.00010	-	-	-
Endrin	ND	0.000035	0.00010	-	-	-
Endrin aldehyde	ND	0.000067	0.00010	-	-	-
Endrin ketone	ND	0.000084	0.00010	-	-	-
Heptachlor	ND	0.000040	0.00010	-	-	-
Heptachlor epoxide	ND	0.000054	0.00010	-	-	-
Hexachlorobenzene	ND	0.00011	0.0010	-	-	-
Hexachlorocyclopentadiene	ND	0.00034	0.0020	-	-	-
Methoxychlor	ND	0.00013	0.00020	-	-	-
Toxaphene	ND	0.0034	0.0050	-	-	-
Aroclor1016	ND	0.0020	0.0050	-	-	-
Aroclor1221	ND	0.0022	0.0050	-	-	-
Aroclor1232	ND	0.0022	0.0050	-	-	-
Aroclor1242	ND	0.0022	0.0050	-	-	-
Aroclor1248	ND	0.0022	0.0050	-	-	-
Aroclor1254	ND	0.0022	0.0050	-	-	-
Aroclor1260	ND	0.0022	0.0050	-	-	-
PCBs, total	ND	N/A	0.0050	-	-	-
Surrogate Recovery						
Decachlorobiphenyl	0.0038			0.0050	77	28-170

(Cont.)

McCampbell Analytical, Inc.
"When Quality Counts"

1534 Willow Pass Road, Pittsburg, CA 94565-1701
Toll Free Telephone: (877) 252-9262 / Fax: (925) 252-9269
http://www.mccampbell.com / E-mail: main@mccampbell.com

Quality Control Report

Client:	Farallon Consulting	**WorkOrder:**	1905B42
Date Prepared:	5/23/19	**BatchID:**	178439
Date Analyzed:	5/23/19 - 5/24/19	**Extraction Method:**	SW3550B/3640Am/3630Cm
Instrument:	GC23	**Analytical Method:**	SW8081A/8082
Matrix:	Soil	**Unit:**	mg/kg
Project:	2250-001; 1055 Commercial Ct; San Jose, CA	**Sample ID:**	MB/LCS/LCSD-178439

QC Summary Report for SW8081A/8082

Analyte	LCS Result	LCSD Result	SPK Val	LCS %REC	LCSD %REC	LCS/LCSD Limits	RPD	RPD Limit
Aldrin	0.0057	0.0057	0.0050	114	114	31-155	0	20
a-BHC	0.0056	0.0059	0.0050	112	117	32-160	4.97	20
b-BHC	0.0055	0.0056	0.0050	110	112	44-149	1.67	20
d-BHC	0.0065	0.0065	0.0050	130	131	37-157	0.377	20
g-BHC	0.0059	0.0057	0.0050	118	114	43-154	3.23	20
a-Chlordane	0.0054	0.0054	0.0050	107	108	39-150	0.683	20
g-Chlordane	0.0056	0.0056	0.0050	112	113	39-151	0.644	20
p,p-DDD	0.0047	0.0048	0.0050	94	96	30-158	1.64	20
p,p-DDE	0.0053	0.0054	0.0050	106	108	47-149	1.13	20
p,p-DDT	0.0058	0.0059	0.0050	115	118	56-166	2.19	20
Dieldrin	0.0055	0.0055	0.0050	109	110	50-163	0.694	20
Endosulfan I	0.0052	0.0052	0.0050	104	104	45-159	0	20
Endosulfan II	0.0048	0.0048	0.0050	96	97	41-155	1.13	20
Endosulfan sulfate	0.0044	0.0044	0.0050	87	89	45-156	1.73	20
Endrin	0.0059	0.0060	0.0050	119	120	54-154	0.900	20
Endrin aldehyde	0.0044	0.0044	0.0050	87	89	27-159	1.73	20
Endrin ketone	0.0055	0.0056	0.0050	109	112	40-147	2.08	20
Heptachlor	0.0064	0.0064	0.0050	128	128	52-165	0	20
Heptachlor epoxide	0.0050	0.0052	0.0050	101	103	46-145	2.39	20
Hexachlorobenzene	0.0057	0.0056	0.0050	113	113	22-156	0	20
Hexachlorocyclopentadiene	0.0047	0.0048	0.0050	95	96	43-173	0.917	20
Methoxychlor	0.0060	0.0061	0.0050	121	122	49-150	1.19	20
Aroclor1016	0.016	0.016	0.015	109	106	49-120	3.01	20
Aroclor1260	0.020	0.022	0.015	136	145	48-160	6.68	20
Surrogate Recovery								
Decachlorobiphenyl	0.0041	0.0042	0.0050	81	83	28-170	2.09	20

McCampbell Analytical, Inc.
"When Quality Counts"

1534 Willow Pass Road, Pittsburg, CA 94565-1701
Toll Free Telephone: (877) 252-9262 / Fax: (925) 252-9269
http://www.mccampbell.com / E-mail: main@mccampbell.com

Quality Control Report

Client:	Farallon Consulting	**WorkOrder:**	1905B42
Date Prepared:	5/21/19	**BatchID:**	178283
Date Analyzed:	5/24/19	**Extraction Method:**	SW5035
Instrument:	GC16	**Analytical Method:**	SW8260B
Matrix:	Soil	**Unit:**	mg/Kg
Project:	2250-001; 1055 Commercial Ct; San Jose, CA	**Sample ID:**	MB/LCS/LCSD-178283

QC Summary Report for SW8260B

Analyte	MB Result	MDL	RL	SPK Val	MB SS %REC	MB SS Limits
Acetone	ND	0.13	0.20	-	-	-
tert-Amyl methyl ether (TAME)	ND	0.0016	0.010	-	-	-
Benzene	ND	0.0020	0.010	-	-	-
Bromobenzene	ND	0.0024	0.010	-	-	-
Bromochloromethane	ND	0.0022	0.010	-	-	-
Bromodichloromethane	ND	0.00056	0.0020	-	-	-
Bromoform	ND	0.0034	0.010	-	-	-
Bromomethane	ND	0.0036	0.010	-	-	-
2-Butanone (MEK)	ND	0.022	0.040	-	-	-
t-Butyl alcohol (TBA)	ND	0.064	0.10	-	-	-
n-Butyl benzene	ND	0.0042	0.010	-	-	-
sec-Butyl benzene	ND	0.0034	0.010	-	-	-
tert-Butyl benzene	ND	0.0026	0.010	-	-	-
Carbon Disulfide	ND	0.0060	0.010	-	-	-
Carbon Tetrachloride	ND	0.0018	0.010	-	-	-
Chlorobenzene	ND	0.0017	0.010	-	-	-
Chloroethane	ND	0.0040	0.010	-	-	-
Chloroform	0.00043,J	0.00022	0.010	-	-	-
Chloromethane	ND	0.0052	0.010	-	-	-
2-Chlorotoluene	ND	0.0032	0.010	-	-	-
4-Chlorotoluene	ND	0.0024	0.010	-	-	-
Dibromochloromethane	ND	0.00038	0.010	-	-	-
1,2-Dibromo-3-chloropropane	ND	0.00032	0.00050	-	-	-
1,2-Dibromoethane (EDB)	ND	0.000068	0.00020	-	-	-
Dibromomethane	ND	0.0016	0.010	-	-	-
1,2-Dichlorobenzene	ND	0.0022	0.010	-	-	-
1,3-Dichlorobenzene	ND	0.0020	0.010	-	-	-
1,4-Dichlorobenzene	ND	0.0017	0.010	-	-	-
Dichlorodifluoromethane	ND	0.0026	0.010	-	-	-
1,1-Dichloroethane	ND	0.0018	0.010	-	-	-
1,2-Dichloroethane (1,2-DCA)	ND	0.00017	0.00050	-	-	-
1,1-Dichloroethene	ND	0.000056	0.00050	-	-	-
cis-1,2-Dichloroethene	ND	0.0017	0.010	-	-	-
trans-1,2-Dichloroethene	ND	0.0022	0.010	-	-	-
1,2-Dichloropropane	ND	0.0016	0.010	-	-	-
1,3-Dichloropropane	ND	0.0014	0.010	-	-	-
2,2-Dichloropropane	ND	0.0038	0.010	-	-	-
1,1-Dichloropropene	ND	0.0017	0.010	-	-	-

(Cont.)

McCampbell Analytical, Inc.
"When Quality Counts"

1534 Willow Pass Road, Pittsburg, CA 94565-1701
Toll Free Telephone: (877) 252-9262 / Fax: (925) 252-9269
http://www.mccampbell.com / E-mail: main@mccampbell.com

Quality Control Report

Client:	Farallon Consulting	**WorkOrder:**	1905B42
Date Prepared:	5/21/19	**BatchID:**	178283
Date Analyzed:	5/24/19	**Extraction Method:**	SW5035
Instrument:	GC16	**Analytical Method:**	SW8260B
Matrix:	Soil	**Unit:**	mg/Kg
Project:	2250-001; 1055 Commercial Ct; San Jose, CA	**Sample ID:**	MB/LCS/LCSD-178283

QC Summary Report for SW8260B

Analyte	MB Result	MDL	RL	SPK Val	MB SS %REC	MB SS Limits
cis-1,3-Dichloropropene	ND	0.0034	0.010	-	-	-
trans-1,3-Dichloropropene	ND	0.0040	0.010	-	-	-
Diisopropyl ether (DIPE)	ND	0.0022	0.010	-	-	-
Ethylbenzene	ND	0.0019	0.010	-	-	-
Ethyl tert-butyl ether (ETBE)	ND	0.0022	0.010	-	-	-
Freon 113	ND	0.0022	0.010	-	-	-
Hexachlorobutadiene	ND	0.0046	0.010	-	-	-
Hexachloroethane	ND	0.0028	0.010	-	-	-
2-Hexanone	ND	0.0062	0.010	-	-	-
Isopropylbenzene	ND	0.0034	0.010	-	-	-
4-Isopropyl toluene	ND	0.0030	0.010	-	-	-
Methyl-t-butyl ether (MTBE)	ND	0.0034	0.010	-	-	-
Methylene chloride	ND	0.016	0.020	-	-	-
4-Methyl-2-pentanone (MIBK)	ND	0.0058	0.010	-	-	-
Naphthalene	ND	0.0072	0.010	-	-	-
n-Propyl benzene	ND	0.0032	0.010	-	-	-
Styrene	ND	0.0054	0.010	-	-	-
1,1,1,2-Tetrachloroethane	ND	0.0018	0.010	-	-	-
1,1,2,2-Tetrachloroethane	0.00033,J	0.000087	0.00050	-	-	-
Tetrachloroethene	ND	0.00040	0.0020	-	-	-
Toluene	ND	0.0032	0.010	-	-	-
1,2,3-Trichlorobenzene	ND	0.0074	0.010	-	-	-
1,2,4-Trichlorobenzene	ND	0.0036	0.010	-	-	-
1,1,1-Trichloroethane	ND	0.0017	0.010	-	-	-
1,1,2-Trichloroethane	ND	0.0013	0.010	-	-	-
Trichloroethene	ND	0.0032	0.010	-	-	-
Trichlorofluoromethane	ND	0.0028	0.010	-	-	-
1,2,3-Trichloropropane	0.00015,J	0.000084	0.00020	-	-	-
1,2,4-Trimethylbenzene	ND	0.0030	0.010	-	-	-
1,3,5-Trimethylbenzene	ND	0.0032	0.010	-	-	-
Vinyl Chloride	ND	0.00011	0.00050	-	-	-
m,p-Xylene	ND	0.0046	0.010	-	-	-
o-Xylene	ND	0.0015	0.010	-	-	-

(Cont.)

McCampbell Analytical, Inc.
"When Quality Counts"

1534 Willow Pass Road, Pittsburg, CA 94565-1701
Toll Free Telephone: (877) 252-9262 / Fax: (925) 252-9269
http://www.mccampbell.com / E-mail: main@mccampbell.com

Quality Control Report

Client:	Farallon Consulting	**WorkOrder:**	1905B42
Date Prepared:	5/21/19	**BatchID:**	178283
Date Analyzed:	5/24/19	**Extraction Method:**	SW5035
Instrument:	GC16	**Analytical Method:**	SW8260B
Matrix:	Soil	**Unit:**	mg/Kg
Project:	2250-001; 1055 Commercial Ct; San Jose, CA	**Sample ID:**	MB/LCS/LCSD-178283

QC Summary Report for SW8260B

Analyte	MB Result	MDL	RL	SPK Val	MB SS %REC	MB SS Limits
Surrogate Recovery						
Dibromofluoromethane	0.22			0.25	89	85-129
Toluene-d8	0.26			0.25	103	98-136
4-BFB	0.025			0.025	101	83-137
Benzene-d6	0.23			0.20	115	67-135
Ethylbenzene-d10	0.27			0.20	136	81-152
1,2-DCB-d4	0.16			0.20	80	61-112

(Cont.)

McCampbell Analytical, Inc.
"When Quality Counts"

1534 Willow Pass Road, Pittsburg, CA 94565-1701
Toll Free Telephone: (877) 252-9262 / Fax: (925) 252-9269
http://www.mccampbell.com / E-mail: main@mccampbell.com

Quality Control Report

Client:	Farallon Consulting	**WorkOrder:**	1905B42
Date Prepared:	5/21/19	**BatchID:**	178283
Date Analyzed:	5/24/19	**Extraction Method:**	SW5035
Instrument:	GC16	**Analytical Method:**	SW8260B
Matrix:	Soil	**Unit:**	mg/Kg
Project:	2250-001; 1055 Commercial Ct; San Jose, CA	**Sample ID:**	MB/LCS/LCSD-178283

QC Summary Report for SW8260B

Analyte	LCS Result	LCSD Result	SPK Val	LCS %REC	LCSD %REC	LCS/LCSD Limits	RPD	RPD Limit
Acetone	0.46	0.44	0.80	57, F2	55, F2	65-143	0.918	20
tert-Amyl methyl ether (TAME)	0.031	0.031	0.040	78	77	55-119	8.12	20
Benzene	0.035	0.034	0.040	87	84	64-131	13.7	20
Bromobenzene	0.035	0.035	0.040	89	87	66-132	2.84	20
Bromochloromethane	0.033	0.033	0.040	82	82	66-123	0	20
Bromodichloromethane	0.031	0.030	0.040	77	75	63-121	14.0	20
Bromoform	0.023	0.023	0.040	59	56	50-92	13.9	20
Bromomethane	0.026	0.026	0.040	66	64	42-146	13.0	20
2-Butanone (MEK)	0.13	0.13	0.16	84	82	59-127	17.4	20
t-Butyl alcohol (TBA)	0.14	0.14	0.16	89	87	54-132	2.97	20
n-Butyl benzene	0.052	0.050	0.040	129	124	91-188	8.06	20
sec-Butyl benzene	0.053	0.050	0.040	133	124	89-186	5.82	20
tert-Butyl benzene	0.046	0.043	0.040	115	108	83-180	1.07	20
Carbon Disulfide	0.036	0.034	0.040	89	86	59-149	2.02	20
Carbon Tetrachloride	0.037	0.035	0.040	91	88	66-139	7.26	20
Chlorobenzene	0.031	0.030	0.040	77	74	65-127	14.4	20
Chloroethane	0.033	0.032	0.040	82	81	41-142	19.2	20
Chloroform	0.035	0.034	0.040	86	84	73-124	12.8	20
Chloromethane	0.022	0.023	0.040	55	58	28-144	30.3,F2	20
2-Chlorotoluene	0.040	0.039	0.040	101	98	76-152	2.81	20
4-Chlorotoluene	0.040	0.039	0.040	101	98	71-148	5.76	20
Dibromochloromethane	0.029	0.028	0.040	71	70	63-105	17.2	20
1,2-Dibromo-3-chloropropane	0.031	0.030	0.016	192, F2	185, F2	42-115	0.769	20
1,2-Dibromoethane (EDB)	0.030	0.029	0.040	74	72	66-126	1.71	20
Dibromomethane	0.030	0.029	0.040	75	73	63-116	16.1	20
1,2-Dichlorobenzene	0.031	0.030	0.040	77	75	59-107	1.73	20
1,3-Dichlorobenzene	0.035	0.034	0.040	87	84	74-131	11.4	20
1,4-Dichlorobenzene	0.033	0.033	0.040	83	82	67-125	7.15	20
Dichlorodifluoromethane	0.016	0.016	0.040	41	40	9-81	14.1	20
1,1-Dichloroethane	0.035	0.034	0.040	89	86	71-129	7.23	20
1,2-Dichloroethane (1,2-DCA)	0.034	0.033	0.040	84	83	66-122	9.70	20
1,1-Dichloroethene	0.033	0.032	0.040	83	81	59-134	13.6	20
cis-1,2-Dichloroethene	0.035	0.033	0.040	88	83	63-135	17.5	20
trans-1,2-Dichloroethene	0.034	0.033	0.040	85	83	54-140	12.4	20
1,2-Dichloropropane	0.032	0.032	0.040	81	79	65-127	11.8	20
1,3-Dichloropropane	0.032	0.032	0.040	81	79	62-135	3.07	20
2,2-Dichloropropane	0.041	0.039	0.040	102	98	69-145	2.13	20
1,1-Dichloropropene	0.037	0.035	0.040	92	89	66-138	1.29	20

(Cont.)

McCampbell Analytical, Inc.
"When Quality Counts"

1534 Willow Pass Road, Pittsburg, CA 94565-1701
Toll Free Telephone: (877) 252-9262 / Fax: (925) 252-9269
http://www.mccampbell.com / E-mail: main@mccampbell.com

Quality Control Report

Client:	Farallon Consulting	**WorkOrder:**	1905B42
Date Prepared:	5/21/19	**BatchID:**	178283
Date Analyzed:	5/24/19	**Extraction Method:**	SW5035
Instrument:	GC16	**Analytical Method:**	SW8260B
Matrix:	Soil	**Unit:**	mg/Kg
Project:	2250-001; 1055 Commercial Ct; San Jose, CA	**Sample ID:**	MB/LCS/LCSD-178283

QC Summary Report for SW8260B

Analyte	LCS Result	LCSD Result	SPK Val	LCS %REC	LCSD %REC	LCS/LCSD Limits	RPD	RPD Limit
cis-1,3-Dichloropropene	0.032	0.031	0.040	79	77	65-141	6.67	20
trans-1,3-Dichloropropene	0.033	0.032	0.040	82	80	66-126	5.80	20
Diisopropyl ether (DIPE)	0.034	0.034	0.040	86	84	70-119	3.10	20
Ethylbenzene	0.037	0.035	0.040	92	88	79-138	5.76	20
Ethyl tert-butyl ether (ETBE)	0.034	0.033	0.040	86	84	69-119	4.33	20
Freon 113	0.031	0.031	0.040	79	77	50-122	8.62	20
Hexachlorobutadiene	0.044	0.042	0.040	111	106	81-188	9.62	20
Hexachloroethane	0.041	0.040	0.040	103	100	78-155	12.1	20
2-Hexanone	0.029	0.028	0.040	74	69	48-107	2.15	20
Isopropylbenzene	0.053	0.051	0.040	132	127	71-169	12.5	20
4-Isopropyl toluene	0.055	0.052	0.040	139	129	88-172	0.360	20
Methyl-t-butyl ether (MTBE)	0.034	0.033	0.040	84	81	63-121	7.57	20
Methylene chloride	0.035	0.035	0.040	89	86	62-133	1.66	20
4-Methyl-2-pentanone (MIBK)	0.030	0.027	0.040	74	66	50-109	0.603	20
Naphthalene	0.019	0.017	0.040	47	44	29-69	26.9,F2	20
n-Propyl benzene	0.048	0.046	0.040	121	115	81-181	0.759	20
Styrene	0.026	0.025	0.040	65	61, F2	62-129	15.1	20
1,1,1,2-Tetrachloroethane	0.031	0.031	0.040	79	78	74-130	10.8	20
1,1,2,2-Tetrachloroethane	0.031	0.030	0.040	78	75	42-126	3.52	20
Tetrachloroethene	0.037	0.036	0.040	93	89	72-153	9.29	20
Toluene	0.034	0.032	0.040	84	81	70-140	10.7	20
1,2,3-Trichlorobenzene	0.020	0.019	0.040	50	48	33-87	20.3,F2	20
1,2,4-Trichlorobenzene	0.026	0.026	0.040	65	64	46-109	13.9	20
1,1,1-Trichloroethane	0.036	0.035	0.040	91	89	72-135	0.752	20
1,1,2-Trichloroethane	0.030	0.029	0.040	74	73	60-130	11.2	20
Trichloroethene	0.035	0.034	0.040	88	85	57-146	3.15	20
Trichlorofluoromethane	0.031	0.030	0.040	77	76	52-130	3.88	20
1,2,3-Trichloropropane	0.039	0.037	0.040	97	94	65-130	7.98	20
1,2,4-Trimethylbenzene	0.039	0.038	0.040	98	94	83-156	3.27	20
1,3,5-Trimethylbenzene	0.045	0.043	0.040	112	108	86-167	0.287	20
Vinyl Chloride	0.031	0.030	0.040	77	75	33-141	18.4	20
m,p-Xylene	0.073	0.070	0.080	91	88	70-141	1.18	20
o-Xylene	0.034	0.033	0.040	84	82	74-130	8.56	20

(Cont.)

McCampbell Analytical, Inc.
"When Quality Counts"

1534 Willow Pass Road, Pittsburg, CA 94565-1701
Toll Free Telephone: (877) 252-9262 / Fax: (925) 252-9269
http://www.mccampbell.com / E-mail: main@mccampbell.com

Quality Control Report

Client:	Farallon Consulting	**WorkOrder:**	1905B42
Date Prepared:	5/21/19	**BatchID:**	178283
Date Analyzed:	5/24/19	**Extraction Method:**	SW5035
Instrument:	GC16	**Analytical Method:**	SW8260B
Matrix:	Soil	**Unit:**	mg/Kg
Project:	2250-001; 1055 Commercial Ct; San Jose, CA	**Sample ID:**	MB/LCS/LCSD-178283

QC Summary Report for SW8260B

Analyte	LCS Result	LCSD Result	SPK Val	LCS %REC	LCSD %REC	LCS/LCSD Limits	RPD	RPD Limit
Surrogate Recovery								
Dibromofluoromethane	0.22	0.22	0.25	88	88	85-129	0	20
Toluene-d8	0.25	0.25	0.25	101	100	98-136	0.0714	20
4-BFB	0.024	0.024	0.025	97	96	83-137	15.3	20
Benzene-d6	0.23	0.23	0.20	117	114	67-135	8.01	20
Ethylbenzene-d10	0.27	0.26	0.20	136	128	81-152	1.88	20
1,2-DCB-d4	0.17	0.16	0.20	83	81	61-112	6.80	20

McCampbell Analytical, Inc.
"When Quality Counts"

1534 Willow Pass Road, Pittsburg, CA 94565-1701
Toll Free Telephone: (877) 252-9262 / Fax: (925) 252-9269
http://www.mccampbell.com / E-mail: main@mccampbell.com

Quality Control Report

Client:	Farallon Consulting	**WorkOrder:**	1905B42
Date Prepared:	5/24/19	**BatchID:**	178524
Date Analyzed:	5/24/19	**Extraction Method:**	SW5030B
Instrument:	GC16	**Analytical Method:**	SW8260B
Matrix:	Water	**Unit:**	µg/L
Project:	2250-001; 1055 Commercial Ct; San Jose, CA	**Sample ID:**	MB/LCS/LCSD-178524

QC Summary Report for SW8260B

Analyte	MB Result	MDL	RL	SPK Val	MB SS %REC	MB SS Limits
Acetone	ND	6.3	10	-	-	-
tert-Amyl methyl ether (TAME)	ND	0.12	0.50	-	-	-
Benzene	ND	0.029	0.20	-	-	-
Bromobenzene	ND	0.12	0.50	-	-	-
Bromochloromethane	ND	0.10	0.50	-	-	-
Bromodichloromethane	ND	0.025	0.050	-	-	-
Bromoform	ND	0.27	0.50	-	-	-
Bromomethane	ND	0.19	0.50	-	-	-
2-Butanone (MEK)	ND	1.9	5.0	-	-	-
t-Butyl alcohol (TBA)	ND	1.7	5.0	-	-	-
n-Butyl benzene	ND	0.22	0.50	-	-	-
sec-Butyl benzene	ND	0.17	0.50	-	-	-
tert-Butyl benzene	ND	0.13	0.50	-	-	-
Carbon Disulfide	ND	0.26	0.50	-	-	-
Carbon Tetrachloride	ND	0.028	0.050	-	-	-
Chlorobenzene	ND	0.10	0.50	-	-	-
Chloroethane	ND	0.22	0.50	-	-	-
Chloroform	ND	0.052	0.10	-	-	-
Chloromethane	ND	0.29	0.50	-	-	-
2-Chlorotoluene	ND	0.14	0.50	-	-	-
4-Chlorotoluene	ND	0.12	0.50	-	-	-
Dibromochloromethane	ND	0.059	0.15	-	-	-
1,2-Dibromo-3-chloropropane	ND	0.0029	0.0050	-	-	-
1,2-Dibromoethane (EDB)	0.021	0.0034	0.0050	-	-	-
Dibromomethane	ND	0.12	0.50	-	-	-
1,2-Dichlorobenzene	ND	0.14	0.50	-	-	-
1,3-Dichlorobenzene	ND	0.12	0.50	-	-	-
1,4-Dichlorobenzene	ND	0.089	0.50	-	-	-
Dichlorodifluoromethane	ND	0.29	0.50	-	-	-
1,1-Dichloroethane	ND	0.15	0.50	-	-	-
1,2-Dichloroethane (1,2-DCA)	ND	0.0075	0.010	-	-	-
1,1-Dichloroethene	ND	0.0084	0.010	-	-	-
cis-1,2-Dichloroethene	ND	0.093	0.50	-	-	-
trans-1,2-Dichloroethene	ND	0.11	0.50	-	-	-
1,2-Dichloropropane	ND	0.017	0.20	-	-	-
1,3-Dichloropropane	ND	0.18	0.50	-	-	-
2,2-Dichloropropane	ND	0.23	0.50	-	-	-
1,1-Dichloropropene	ND	0.095	0.50	-	-	-

(Cont.)

McCampbell Analytical, Inc.
"When Quality Counts"

1534 Willow Pass Road, Pittsburg, CA 94565-1701
Toll Free Telephone: (877) 252-9262 / Fax: (925) 252-9269
http://www.mccampbell.com / E-mail: main@mccampbell.com

Quality Control Report

Client:	Farallon Consulting	**WorkOrder:**	1905B42
Date Prepared:	5/24/19	**BatchID:**	178524
Date Analyzed:	5/24/19	**Extraction Method:**	SW5030B
Instrument:	GC16	**Analytical Method:**	SW8260B
Matrix:	Water	**Unit:**	µg/L
Project:	2250-001; 1055 Commercial Ct; San Jose, CA	**Sample ID:**	MB/LCS/LCSD-178524

QC Summary Report for SW8260B

Analyte	MB Result	MDL	RL	SPK Val	MB SS %REC	MB SS Limits
cis-1,3-Dichloropropene	ND	0.20	0.50	-	-	-
trans-1,3-Dichloropropene	ND	0.26	0.50	-	-	-
Diisopropyl ether (DIPE)	ND	0.12	0.50	-	-	-
Ethylbenzene	ND	0.13	0.50	-	-	-
Ethyl tert-butyl ether (ETBE)	ND	0.20	0.50	-	-	-
Freon 113	ND	0.15	0.50	-	-	-
Hexachlorobutadiene	ND	0.052	0.10	-	-	-
Hexachloroethane	ND	0.058	0.20	-	-	-
2-Hexanone	ND	0.42	0.50	-	-	-
Isopropylbenzene	ND	0.16	0.50	-	-	-
4-Isopropyl toluene	ND	0.15	0.50	-	-	-
Methyl-t-butyl ether (MTBE)	ND	0.15	0.50	-	-	-
Methylene chloride	ND	1.1	2.0	-	-	-
4-Methyl-2-pentanone (MIBK)	ND	0.39	0.50	-	-	-
Naphthalene	ND	0.088	0.10	-	-	-
n-Propyl benzene	ND	0.12	0.50	-	-	-
Styrene	ND	0.34	2.0	-	-	-
1,1,1,2-Tetrachloroethane	ND	0.14	0.50	-	-	-
1,1,2,2-Tetrachloroethane	0.011,J	0.0083	0.020	-	-	-
Tetrachloroethene	ND	0.17	0.20	-	-	-
Toluene	ND	0.16	0.50	-	-	-
1,2,3-Trichlorobenzene	ND	0.22	0.50	-	-	-
1,2,4-Trichlorobenzene	ND	0.20	0.50	-	-	-
1,1,1-Trichloroethane	ND	0.13	0.50	-	-	-
1,1,2-Trichloroethane	ND	0.054	0.20	-	-	-
Trichloroethene	ND	0.051	0.20	-	-	-
Trichlorofluoromethane	ND	0.18	0.50	-	-	-
1,2,3-Trichloropropane	ND	0.0047	0.0050	-	-	-
1,2,4-Trimethylbenzene	ND	0.18	0.50	-	-	-
1,3,5-Trimethylbenzene	ND	0.16	0.50	-	-	-
Vinyl Chloride	ND	0.0043	0.0050	-	-	-
m,p-Xylene	ND	0.24	0.50	-	-	-
o-Xylene	ND	0.12	0.50	-	-	-

(Cont.)

McCampbell Analytical, Inc.
"When Quality Counts"

1534 Willow Pass Road, Pittsburg, CA 94565-1701
Toll Free Telephone: (877) 252-9262 / Fax: (925) 252-9269
http://www.mccampbell.com / E-mail: main@mccampbell.com

Quality Control Report

Client:	Farallon Consulting	**WorkOrder:**	1905B42
Date Prepared:	5/24/19	**BatchID:**	178524
Date Analyzed:	5/24/19	**Extraction Method:**	SW5030B
Instrument:	GC16	**Analytical Method:**	SW8260B
Matrix:	Water	**Unit:**	µg/L
Project:	2250-001; 1055 Commercial Ct; San Jose, CA	**Sample ID:**	MB/LCS/LCSD-178524

QC Summary Report for SW8260B

Analyte	MB Result	MDL	RL	SPK Val	MB SS %REC	MB SS Limits
Surrogate Recovery						
Dibromofluoromethane	22			25	87	78-146
Toluene-d8	22			25	89	85-138
4-BFB	2.2			2.5	89	76-137

(Cont.)

McCampbell Analytical, Inc.
"When Quality Counts"

1534 Willow Pass Road, Pittsburg, CA 94565-1701
Toll Free Telephone: (877) 252-9262 / Fax: (925) 252-9269
http://www.mccampbell.com / E-mail: main@mccampbell.com

Quality Control Report

Client:	Farallon Consulting	**WorkOrder:**	1905B42
Date Prepared:	5/24/19	**BatchID:**	178524
Date Analyzed:	5/24/19	**Extraction Method:**	SW5030B
Instrument:	GC16	**Analytical Method:**	SW8260B
Matrix:	Water	**Unit:**	µg/L
Project:	2250-001; 1055 Commercial Ct; San Jose, CA	**Sample ID:**	MB/LCS/LCSD-178524

QC Summary Report for SW8260B

Analyte	LCS Result	LCSD Result	SPK Val	LCS %REC	LCSD %REC	LCS/LCSD Limits	RPD	RPD Limit
Acetone	33	32	40	82	80	49-122	1.87	20
tert-Amyl methyl ether (TAME)	3.2	3.2	4	79	79	64-115	0	20
Benzene	3.4	3.3	4	85	83	73-111	2.98	20
Bromobenzene	3.2	3.0	4	81	75	67-111	8.03	20
Bromochloromethane	3.1	3.1	4	78	77	67-123	1.88	20
Bromodichloromethane	3.2	3.2	4	81	79	68-120	1.87	20
Bromoform	2.9	2.9	4	72	72	66-111	0	20
Bromomethane	2.9	2.7	4	73	69	53-159	6.53	20
2-Butanone (MEK)	12	12	16	73	75	57-122	2.12	20
t-Butyl alcohol (TBA)	13	12	16	78	74	47-126	5.33	20
n-Butyl benzene	3.6	3.4	4	90	84	78-122	6.72	20
sec-Butyl benzene	3.6	3.3	4	89	83	76-120	7.35	20
tert-Butyl benzene	3.3	3.1	4	82	78	70-113	5.78	20
Carbon Disulfide	3.4	3.3	4	86	83	74-119	4.14	20
Carbon Tetrachloride	3.6	3.5	4	90	87	73-116	3.18	20
Chlorobenzene	3.2	3.0	4	79	75	74-110	5.50	20
Chloroethane	3.6	3.4	4	89	86	58-139	3.65	20
Chloroform	3.3	3.2	4	84	81	73-119	3.57	20
Chloromethane	2.6	2.5	4	66	63	42-138	4.66	20
2-Chlorotoluene	3.3	3.0	4	83	75	75-112	10.2	20
4-Chlorotoluene	3.3	3.0	4	83	75	73-109	10.2	20
Dibromochloromethane	3.1	3.0	4	76	76	64-119	0	20
1,2-Dibromo-3-chloropropane	3.0	2.8	4	75	71	55-115	5.09	20
1,2-Dibromoethane (EDB)	2.9	2.9	4	72	72	69-113	0	20
Dibromomethane	3.0	3.1	4	76	77	71-117	2.29	20
1,2-Dichlorobenzene	3.4	3.2	4	86	80	72-110	6.69	20
1,3-Dichlorobenzene	3.2	3.0	4	80	76	75-115	5.58	20
1,4-Dichlorobenzene	3.3	3.1	4	82	77	76-108	6.44	20
Dichlorodifluoromethane	3.2	2.9	4	80	74	32-150	7.90	20
1,1-Dichloroethane	3.4	3.2	4	84	81	73-121	3.91	20
1,2-Dichloroethane (1,2-DCA)	3.3	3.3	4	83	83	69-121	0	20
1,1-Dichloroethene	3.3	3.2	4	84	80	76-129	4.63	20
cis-1,2-Dichloroethene	3.3	3.3	4	84	83	69-122	0.0590	20
trans-1,2-Dichloroethene	3.3	3.2	4	84	79	71-120	5.57	20
1,2-Dichloropropane	3.3	3.2	4	82	80	72-116	3.10	20
1,3-Dichloropropane	3.0	3.0	4	75	76	71-112	0.688	20
2,2-Dichloropropane	3.9	3.7	4	98	93	71-126	5.19	20
1,1-Dichloropropene	3.5	3.4	4	88	84	77-117	3.75	20

(Cont.)

McCampbell Analytical, Inc.
"When Quality Counts"

1534 Willow Pass Road, Pittsburg, CA 94565-1701
Toll Free Telephone: (877) 252-9262 / Fax: (925) 252-9269
http://www.mccampbell.com / E-mail: main@mccampbell.com

Quality Control Report

Client:	Farallon Consulting	**WorkOrder:**	1905B42
Date Prepared:	5/24/19	**BatchID:**	178524
Date Analyzed:	5/24/19	**Extraction Method:**	SW5030B
Instrument:	GC16	**Analytical Method:**	SW8260B
Matrix:	Water	**Unit:**	µg/L
Project:	2250-001; 1055 Commercial Ct; San Jose, CA	**Sample ID:**	MB/LCS/LCSD-178524

QC Summary Report for SW8260B

Analyte	LCS Result	LCSD Result	SPK Val	LCS %REC	LCSD %REC	LCS/LCSD Limits	RPD	RPD Limit
cis-1,3-Dichloropropene	3.0	3.0	4	75	74	74-115	1.58	20
trans-1,3-Dichloropropene	3.2	3.1	4	79	79	74-115	0	20
Diisopropyl ether (DIPE)	3.4	3.3	4	84	83	69-118	1.57	20
Ethylbenzene	3.3	3.1	4	84	78	77-110	6.40	20
Ethyl tert-butyl ether (ETBE)	3.3	3.3	4	82	82	64-119	0	20
Freon 113	3.4	3.3	4	86	82	73-114	4.05	20
Hexachlorobutadiene	3.4	3.1	4	86	77	65-120	10.2	20
Hexachloroethane	3.2	2.9	4	80	72	68-114	9.58	20
2-Hexanone	2.8	2.9	4	71	73	56-110	2.45	20
Isopropylbenzene	3.6	3.1	4	89	78	75-120	13.0	20
4-Isopropyl toluene	3.9	3.6	4	99	91	75-117	7.92	20
Methyl-t-butyl ether (MTBE)	3.1	3.1	4	77	78	64-120	0.992	20
Methylene chloride	3.1	3.0	4	78	74	62-121	4.54	20
4-Methyl-2-pentanone (MIBK)	2.9	3.1	4	73	77	58-112	4.51	20
Naphthalene	3.3	3.1	4	83	78	62-118	6.69	20
n-Propyl benzene	3.5	3.1	4	87	78	76-115	10.6	20
Styrene	2.8	2.6	4	70	65, F2	69-110	7.00	20
1,1,1,2-Tetrachloroethane	3.1	3.0	4	76	74	68-116	2.76	20
1,1,2,2-Tetrachloroethane	3.1	3.0	4	79	74	64-114	5.51	20
Tetrachloroethene	3.2	3.1	4	81	78	62-116	3.38	20
Toluene	3.0	2.9	4	75	72, F2	75-104	3.11	20
1,2,3-Trichlorobenzene	3.3	3.2	4	83	79	61-119	4.54	20
1,2,4-Trichlorobenzene	3.5	3.2	4	87	80	63-122	8.53	20
1,1,1-Trichloroethane	3.5	3.3	4	87	83	77-115	4.76	20
1,1,2-Trichloroethane	2.9	2.9	4	72	73	68-111	0.148	20
Trichloroethene	3.1	3.1	4	78	77	65-116	2.30	20
Trichlorofluoromethane	3.2	3.1	4	81	78	60-126	3.00	20
1,2,3-Trichloropropane	3.1	3.0	4	78	75	64-112	3.95	20
1,2,4-Trimethylbenzene	3.1	2.9	4	77	73, F2	75-114	5.61	20
1,3,5-Trimethylbenzene	3.3	3.1	4	82	78	76-114	5.12	20
Vinyl Chloride	3.6	3.5	4	91	87	64-148	4.90	20
m,p-Xylene	6.9	6.6	8	87	83	66-129	4.83	20
o-Xylene	3.4	3.2	4	86	81	71-128	5.89	20

(Cont.)

McCampbell Analytical, Inc.
"When Quality Counts"

1534 Willow Pass Road, Pittsburg, CA 94565-1701
Toll Free Telephone: (877) 252-9262 / Fax: (925) 252-9269
http://www.mccampbell.com / E-mail: main@mccampbell.com

Quality Control Report

Client:	Farallon Consulting	**WorkOrder:**	1905B42
Date Prepared:	5/24/19	**BatchID:**	178524
Date Analyzed:	5/24/19	**Extraction Method:**	SW5030B
Instrument:	GC16	**Analytical Method:**	SW8260B
Matrix:	Water	**Unit:**	µg/L
Project:	2250-001; 1055 Commercial Ct; San Jose, CA	**Sample ID:**	MB/LCS/LCSD-178524

QC Summary Report for SW8260B

Analyte	LCS Result	LCSD Result	SPK Val	LCS %REC	LCSD %REC	LCS/LCSD Limits	RPD	RPD Limit
Surrogate Recovery								
Dibromofluoromethane	23	23	25	92	92	78-146	0	20
Toluene-d8	22	22	25	88	86	85-138	2.03	20
4-BFB	2.3	2.2	2.5	92	86	76-137	6.27	20

McCampbell Analytical, Inc.
"When Quality Counts"
1534 Willow Pass Road, Pittsburg, CA 94565-1701
Toll Free Telephone: (877) 252-9262 / Fax: (925) 252-9269
http://www.mccampbell.com / E-mail: main@mccampbell.com

Quality Control Report

Client:	Farallon Consulting	**WorkOrder:**	1905B42
Date Prepared:	5/20/19	**BatchID:**	178196
Date Analyzed:	5/20/19 - 5/21/19	**Extraction Method:**	SW3550B/3640A
Instrument:	GC17	**Analytical Method:**	SW8270C
Matrix:	Soil	**Unit:**	mg/Kg
Project:	2250-001; 1055 Commercial Ct; San Jose, CA	**Sample ID:**	MB/LCS/LCSD-178196

QC Summary Report for SW8270C (Low Level) w/ GPC

Analyte	MB Result	MDL	RL	SPK Val	MB SS %REC	MB SS Limits
Benzoic Acid	ND	0.96	1.2	-	-	-
Acenaphthene	ND	0.0012	0.0013	-	-	-
Acenaphthylene	ND	0.0012	0.0013	-	-	-
Acetochlor	ND	0.16	0.25	-	-	-
Anthracene	ND	0.00096	0.0013	-	-	-
Benzidine	ND	0.72	1.2	-	-	-
Benzo (a) anthracene	ND	0.0044	0.0050	-	-	-
Benzo (a) pyrene	ND	0.0011	0.0025	-	-	-
Benzo (b) fluoranthene	ND	0.0012	0.0013	-	-	-
Benzo (g,h,i) perylene	ND	0.0010	0.0025	-	-	-
Benzo (k) fluoranthene	ND	0.0010	0.0013	-	-	-
Benzyl Alcohol	ND	1.2	1.2	-	-	-
1,1-Biphenyl	ND	0.0026	0.013	-	-	-
Bis (2-chloroethoxy) Methane	ND	0.16	0.25	-	-	-
Bis (2-chloroethyl) Ether	ND	0.0019	0.0025	-	-	-
Bis (2-chloroisopropyl) Ether	ND	0.0018	0.0025	-	-	-
Bis (2-ethylhexyl) Adipate	ND	0.23	0.50	-	-	-
Bis (2-ethylhexyl) Phthalate	ND	0.0045	0.0050	-	-	-
4-Bromophenyl Phenyl Ether	ND	0.16	0.25	-	-	-
Butylbenzyl Phthalate	ND	0.023	0.025	-	-	-
4-Chloroaniline	ND	0.0016	0.0025	-	-	-
4-Chloro-3-methylphenol	ND	0.16	0.25	-	-	-
2-Chloronaphthalene	ND	0.20	0.25	-	-	-
2-Chlorophenol	ND	0.0026	0.0050	-	-	-
4-Chlorophenyl Phenyl Ether	ND	0.18	0.25	-	-	-
Chrysene	ND	0.00098	0.0025	-	-	-
Dibenzo (a,h) anthracene	ND	0.0011	0.0025	-	-	-
Dibenzofuran	ND	0.18	0.25	-	-	-
Di-n-butyl Phthalate	0.0019,J	0.0018	0.0025	-	-	-
1,2-Dichlorobenzene	ND	0.13	0.25	-	-	-
1,3-Dichlorobenzene	ND	0.15	0.25	-	-	-
1,4-Dichlorobenzene	ND	0.15	0.25	-	-	-
3,3-Dichlorobenzidine	ND	0.00096	0.0025	-	-	-
2,4-Dichlorophenol	ND	0.0017	0.013	-	-	-
Diethyl Phthalate	ND	0.0023	0.0050	-	-	-
2,4-Dimethylphenol	ND	0.19	0.25	-	-	-
Dimethyl Phthalate	ND	0.0024	0.0025	-	-	-
4,6-Dinitro-2-methylphenol	ND	0.77	1.2	-	-	-

(Cont.)

McCampbell Analytical, Inc.
"When Quality Counts"

1534 Willow Pass Road, Pittsburg, CA 94565-1701
Toll Free Telephone: (877) 252-9262 / Fax: (925) 252-9269
http://www.mccampbell.com / E-mail: main@mccampbell.com

Quality Control Report

Client:	Farallon Consulting	**WorkOrder:**	1905B42
Date Prepared:	5/20/19	**BatchID:**	178196
Date Analyzed:	5/20/19 - 5/21/19	**Extraction Method:**	SW3550B/3640A
Instrument:	GC17	**Analytical Method:**	SW8270C
Matrix:	Soil	**Unit:**	mg/Kg
Project:	2250-001; 1055 Commercial Ct; San Jose, CA	**Sample ID:**	MB/LCS/LCSD-178196

QC Summary Report for SW8270C (Low Level) w/ GPC

Analyte	MB Result	MDL	RL	SPK Val	MB SS %REC	MB SS Limits
2,4-Dinitrophenol	ND	0.058	0.13	-	-	-
2,4-Dinitrotoluene	ND	0.0011	0.0063	-	-	-
2,6-Dinitrotoluene	ND	0.0019	0.0025	-	-	-
Di-n-octyl Phthalate	ND	0.0032	0.0050	-	-	-
1,2-Diphenylhydrazine	ND	0.20	0.25	-	-	-
Fluoranthene	ND	0.0011	0.0013	-	-	-
Fluorene	ND	0.0019	0.0025	-	-	-
Hexachlorobenzene	ND	0.0013	0.0013	-	-	-
Hexachlorobutadiene	ND	0.0017	0.0025	-	-	-
Hexachlorocyclopentadiene	ND	0.13	2.0	-	-	-
Hexachloroethane	ND	0.0012	0.0025	-	-	-
Indeno (1,2,3-cd) pyrene	ND	0.0010	0.0025	-	-	-
Isophorone	ND	0.14	0.25	-	-	-
2-Methylnaphthalene	ND	0.0018	0.0025	-	-	-
2-Methylphenol (o-Cresol)	ND	0.21	0.50	-	-	-
3 & 4-Methylphenol (m,p-Cresol)	ND	0.17	0.25	-	-	-
Naphthalene	ND	0.0013	0.0013	-	-	-
2-Nitroaniline	ND	1.1	1.2	-	-	-
3-Nitroaniline	ND	0.82	1.2	-	-	-
4-Nitroaniline	ND	0.98	1.2	-	-	-
Nitrobenzene	ND	0.15	0.25	-	-	-
2-Nitrophenol	ND	1.1	1.2	-	-	-
4-Nitrophenol	ND	1.2	1.2	-	-	-
N-Nitrosodimethylamine	ND	0.73	1.2	-	-	-
N-Nitrosodiphenylamine	ND	0.18	0.25	-	-	-
N-Nitrosodi-n-propylamine	ND	0.23	0.25	-	-	-
Pentachlorophenol	ND	0.011	0.031	-	-	-
Phenanthrene	ND	0.0011	0.0050	-	-	-
Phenol	0.0040,J	0.0016	0.0050	-	-	-
Pyrene	ND	0.0012	0.0025	-	-	-
Pyridine	ND	0.16	0.25	-	-	-
1,2,4-Trichlorobenzene	ND	0.15	0.25	-	-	-
2,4,5-Trichlorophenol	ND	0.0019	0.0025	-	-	-
2,4,6-Trichlorophenol	ND	0.0012	0.013	-	-	-

(Cont.)

McCampbell Analytical, Inc.
"When Quality Counts"

1534 Willow Pass Road, Pittsburg, CA 94565-1701
Toll Free Telephone: (877) 252-9262 / Fax: (925) 252-9269
http://www.mccampbell.com / E-mail: main@mccampbell.com

Quality Control Report

Client:	Farallon Consulting	**WorkOrder:**	1905B42
Date Prepared:	5/20/19	**BatchID:**	178196
Date Analyzed:	5/20/19 - 5/21/19	**Extraction Method:**	SW3550B/3640A
Instrument:	GC17	**Analytical Method:**	SW8270C
Matrix:	Soil	**Unit:**	mg/Kg
Project:	2250-001; 1055 Commercial Ct; San Jose, CA	**Sample ID:**	MB/LCS/LCSD-178196

QC Summary Report for SW8270C (Low Level) w/ GPC

Analyte	MB Result	MDL	RL	SPK Val	MB SS %REC	MB SS Limits
Surrogate Recovery						
2-Fluorophenol	1.5			1.25	120,F3	71-114
Phenol-d5	1.5			1.25	118	72-121
Nitrobenzene-d5	1.2			1.25	97	70-134
2-Fluorobiphenyl	1.1			1.25	87	69-118
2,4,6-Tribromophenol	1.5			1.25	119	53-139
4-Terphenyl-d14	1.1			1.25	87	69-128

(Cont.)

McCampbell Analytical, Inc.
"When Quality Counts"
1534 Willow Pass Road, Pittsburg, CA 94565-1701
Toll Free Telephone: (877) 252-9262 / Fax: (925) 252-9269
http://www.mccampbell.com / E-mail: main@mccampbell.com

Quality Control Report

Client:	Farallon Consulting	**WorkOrder:**	1905B42
Date Prepared:	5/20/19	**BatchID:**	178196
Date Analyzed:	5/20/19 - 5/21/19	**Extraction Method:**	SW3550B/3640A
Instrument:	GC17	**Analytical Method:**	SW8270C
Matrix:	Soil	**Unit:**	mg/Kg
Project:	2250-001; 1055 Commercial Ct; San Jose, CA	**Sample ID:**	MB/LCS/LCSD-178196

QC Summary Report for SW8270C (Low Level) w/ GPC

Analyte	LCS Result	LCSD Result	SPK Val	LCS %REC	LCSD %REC	LCS/LCSD Limits	RPD	RPD Limit
Acenaphthene	0.11	0.11	0.12	84	87	83-119	2.50	30
Acenaphthylene	0.12	0.12	0.12	93	95	80-123	2.66	30
Anthracene	0.12	0.12	0.12	94	95	84-130	0.979	30
Benzidine	5.8	5.8	12.5	47	46	35-76	0.922	30
Benzo (a) anthracene	0.11	0.11	0.12	90	91	81-123	1.71	30
Benzo (a) pyrene	0.13	0.13	0.12	104	107	83-137	3.41	30
Benzo (b) fluoranthene	0.11	0.11	0.12	88	91	84-137	3.18	30
Benzo (g,h,i) perylene	0.11	0.11	0.12	84	85	74-133	1.08	30
Benzo (k) fluoranthene	0.12	0.12	0.12	94	97	78-131	3.87	30
Benzyl Alcohol	11	12	12.5	92	93	71-125	0.842	30
Bis (2-chloroethoxy) Methane	2.3	2.3	2.5	90	91	89-126	0.550	30
Bis (2-chloroethyl) Ether	0.10	0.10	0.12	80	80	77-112	0	30
Bis (2-chloroisopropyl) Ether	0.10	0.10	0.12	82	83	77-127	1.18	30
Bis (2-ethylhexyl) Adipate	2.1	1.7	2.5	84	69	69-155	19.9	30
Bis (2-ethylhexyl) Phthalate	0.14	0.13	0.12	111	104	81-148	5.99	30
4-Bromophenyl Phenyl Ether	2.3	2.3	2.5	91	91	80-121	0	30
Butylbenzyl Phthalate	0.13	0.14	0.12	106	108	82-141	2.28	30
4-Chloroaniline	0.11	0.11	0.12	89	90	65-120	1.03	30
4-Chloro-3-methylphenol	2.5	2.5	2.5	98	101	94-132	3.20	30
2-Chloronaphthalene	2.2	2.2	2.5	87	88	77-127	1.11	30
2-Chlorophenol	0.12	0.12	0.12	93	95	83-117	2.26	30
4-Chlorophenyl Phenyl Ether	1.9	2.0	2.5	77, F2	80, F2	83-125	3.12	30
Chrysene	0.11	0.10	0.12	84	82	81-127	2.37	30
Dibenzo (a,h) anthracene	0.12	0.12	0.12	97	95	74-145	1.99	30
Dibenzofuran	2.1	2.1	2.5	85	86	81-120	0.250	30
Di-n-butyl Phthalate	0.13	0.13	0.12	101	101	87-134	0	30
1,2-Dichlorobenzene	2.0	2.0	2.5	78	79	76-104	0.753	30
1,3-Dichlorobenzene	2.1	2.0	2.5	83	82	72-106	1.94	30
1,4-Dichlorobenzene	2.0	1.9	2.5	78	77	75-109	1.82	30
3,3-Dichlorobenzidine	0.10	0.10	0.12	82	83	44-130	1.09	30
2,4-Dichlorophenol	2.5	2.6	2.5	100	103	83-135	2.90	30
Diethyl Phthalate	0.12	0.13	0.12	97	102	88-126	4.70	30
2,4-Dimethylphenol	2.6	2.6	2.5	103	104	76-139	1.34	30
Dimethyl Phthalate	0.11	0.11	0.12	89	92	86-123	3.30	30
4,6-Dinitro-2-methylphenol	12	12	12.5	92	93	74-127	1.39	30
2,4-Dinitrophenol	0.58	0.60	0.62	93	96	43-125	3.43	30
2,4-Dinitrotoluene	0.12	0.13	0.12	100	104	28-166	4.18	30
2,6-Dinitrotoluene	0.12	0.12	0.12	95	98	85-137	3.53	30

(Cont.)

McCampbell Analytical, Inc.
"When Quality Counts"

1534 Willow Pass Road, Pittsburg, CA 94565-1701
Toll Free Telephone: (877) 252-9262 / Fax: (925) 252-9269
http://www.mccampbell.com / E-mail: main@mccampbell.com

Quality Control Report

Client:	Farallon Consulting	**WorkOrder:**	1905B42
Date Prepared:	5/20/19	**BatchID:**	178196
Date Analyzed:	5/20/19 - 5/21/19	**Extraction Method:**	SW3550B/3640A
Instrument:	GC17	**Analytical Method:**	SW8270C
Matrix:	Soil	**Unit:**	mg/Kg
Project:	2250-001; 1055 Commercial Ct; San Jose, CA	**Sample ID:**	MB/LCS/LCSD-178196

QC Summary Report for SW8270C (Low Level) w/ GPC

Analyte	LCS Result	LCSD Result	SPK Val	LCS %REC	LCSD %REC	LCS/LCSD Limits	RPD	RPD Limit
Di-n-octyl Phthalate	0.14	0.13	0.12	111	103	75-153	7.92	30
1,2-Diphenylhydrazine	2.3	2.3	2.5	90	90	82-133	0	30
Fluoranthene	0.13	0.13	0.12	102	102	84-136	0	30
Fluorene	0.12	0.12	0.12	93	96	71-144	2.84	30
Hexachlorobenzene	0.099	0.10	0.12	79	80	79-116	1.25	30
Hexachlorobutadiene	0.11	0.11	0.12	86	87	80-122	0.723	30
Hexachlorocyclopentadiene	10	9.8	12.5	80	79	57-112	1.67	30
Hexachloroethane	0.099	0.10	0.12	79	80	70-106	0.722	30
Indeno (1,2,3-cd) pyrene	0.11	0.11	0.12	87	91	75-139	4.81	30
Isophorone	2.3	2.4	2.5	93	95	87-127	1.69	30
2-Methylnaphthalene	0.11	0.11	0.12	91	92	78-134	0.935	30
2-Methylphenol (o-Cresol)	2.4	2.4	2.5	97	97	81-117	0	30
3 & 4-Methylphenol (m,p-Cresol)	2.2	2.3	2.5	90	91	76-119	1.57	30
Naphthalene	0.092	0.093	0.12	74, F2	74, F2	80-115	0	30
2-Nitroaniline	11	11	12.5	88	89	88-135	0.834	30
3-Nitroaniline	10	11	12.5	84	85	63-129	1.50	30
4-Nitroaniline	11	12	12.5	91	92	75-133	1.34	30
Nitrobenzene	2.2	2.3	2.5	89	90	83-125	1.09	30
2-Nitrophenol	12	12	12.5	98	99	90-132	0.628	30
4-Nitrophenol	12	12	12.5	95	98	77-141	2.44	30
N-Nitrosodiphenylamine	2.2	2.1	2.5	86	86	84-123	0	30
N-Nitrosodi-n-propylamine	2.1	2.1	2.5	84	86	78-117	1.84	30
Pentachlorophenol	0.64	0.63	0.62	102	101	65-157	0.971	30
Phenanthrene	0.099	0.10	0.12	79, F2	82	82-119	3.18	30
Phenol	0.46	0.44	0.50	91	88	66-125	2.92	30
Pyrene	0.11	0.11	0.12	85	88	81-132	3.23	30
Pyridine	1.3	1.2	2.5	51	47	34-84	9.72	30
1,2,4-Trichlorobenzene	2.2	2.2	2.5	88	89	73-129	0.967	30
2,4,5-Trichlorophenol	0.12	0.12	0.12	98	100	81-134	1.70	30
2,4,6-Trichlorophenol	0.12	0.12	0.12	94	96	83-129	1.98	30

(Cont.)

McCampbell Analytical, Inc.
"When Quality Counts"

1534 Willow Pass Road, Pittsburg, CA 94565-1701
Toll Free Telephone: (877) 252-9262 / Fax: (925) 252-9269
http://www.mccampbell.com / E-mail: main@mccampbell.com

Quality Control Report

Client:	Farallon Consulting	**WorkOrder:**	1905B42
Date Prepared:	5/20/19	**BatchID:**	178196
Date Analyzed:	5/20/19 - 5/21/19	**Extraction Method:**	SW3550B/3640A
Instrument:	GC17	**Analytical Method:**	SW8270C
Matrix:	Soil	**Unit:**	mg/Kg
Project:	2250-001; 1055 Commercial Ct; San Jose, CA	**Sample ID:**	MB/LCS/LCSD-178196

QC Summary Report for SW8270C (Low Level) w/ GPC

Analyte	LCS Result	LCSD Result	SPK Val	LCS %REC	LCSD %REC	LCS/LCSD Limits	RPD	RPD Limit
Surrogate Recovery								
2-Fluorophenol	1.2	1.3	1.25	93	101	71-114	8.06	30
Phenol-d5	1.2	1.2	1.25	92	98	72-121	6.07	30
Nitrobenzene-d5	1.1	1.2	1.25	88	98	70-134	10.1	30
2-Fluorobiphenyl	1.0	1.1	1.25	80	86	69-118	7.05	30
2,4,6-Tribromophenol	1.1	1.2	1.25	86	92	53-139	7.31	30
4-Terphenyl-d14	1.1	1.2	1.25	85	94	69-128	9.43	30

McCampbell Analytical, Inc.
"When Quality Counts"
1534 Willow Pass Road, Pittsburg, CA 94565-1701
Toll Free Telephone: (877) 252-9262 / Fax: (925) 252-9269
http://www.mccampbell.com / E-mail: main@mccampbell.com

Quality Control Report

Client:	Farallon Consulting	**WorkOrder:**	1905B42
Date Prepared:	5/21/19	**BatchID:**	178253
Date Analyzed:	5/21/19	**Extraction Method:**	SW3640Am
Instrument:	GC17	**Analytical Method:**	SW8270C
Matrix:	Water	**Unit:**	µg/L
Project:	2250-001; 1055 Commercial Ct; San Jose, CA	**Sample ID:**	MB/LCS/LCSD-178253

QC Summary Report for SW8270C

Analyte	MB Result	MDL	RL	SPK Val	MB SS %REC	MB SS Limits
Acenaphthene	ND	0.0045	0.010	-	-	-
Acenaphthylene	ND	0.0040	0.010	-	-	-
Anthracene	0.0044,J	0.0033	0.010	-	-	-
Benzidine	ND	0.70	5.0	-	-	-
Benzo (a) anthracene	0.022	0.018	0.020	-	-	-
Benzo (a) pyrene	ND	0.0043	0.010	-	-	-
Benzo (b) fluoranthene	0.0046,J	0.0031	0.0050	-	-	-
Benzo (g,h,i) perylene	0.0031,J	0.0019	0.020	-	-	-
Benzo (k) fluoranthene	ND	0.0058	0.010	-	-	-
Benzyl Alcohol	ND	3.8	5.0	-	-	-
Bis (2-chloroethoxy) Methane	ND	0.71	1.0	-	-	-
Bis (2-chloroethyl) Ether	ND	0.0019	0.0050	-	-	-
Bis (2-chloroisopropyl) Ether	ND	0.0052	0.010	-	-	-
Bis (2-ethylhexyl) Adipate	ND	2.9	3.0	-	-	-
Bis (2-ethylhexyl) Phthalate	ND	0.030	0.040	-	-	-
4-Bromophenyl Phenyl Ether	ND	0.52	1.0	-	-	-
Butylbenzyl Phthalate	ND	0.10	0.20	-	-	-
4-Chloroaniline	ND	0.012	0.020	-	-	-
4-Chloro-3-methylphenol	ND	0.25	1.0	-	-	-
2-Chloronaphthalene	ND	0.39	1.0	-	-	-
2-Chlorophenol	ND	0.011	0.020	-	-	-
4-Chlorophenyl Phenyl Ether	ND	0.19	1.0	-	-	-
Chrysene	0.026	0.0035	0.010	-	-	-
Dibenzo (a,h) anthracene	ND	0.0053	0.010	-	-	-
Dibenzofuran	ND	0.38	1.0	-	-	-
Di-n-butyl Phthalate	ND	0.016	0.020	-	-	-
1,2-Dichlorobenzene	ND	0.16	2.0	-	-	-
1,3-Dichlorobenzene	ND	0.11	2.0	-	-	-
1,4-Dichlorobenzene	ND	0.11	2.0	-	-	-
3,3-Dichlorobenzidine	ND	0.012	0.020	-	-	-
2,4-Dichlorophenol	ND	0.0062	0.010	-	-	-
Diethyl Phthalate	ND	0.012	0.020	-	-	-
2,4-Dimethylphenol	ND	0.52	1.0	-	-	-
Dimethyl Phthalate	ND	0.011	0.020	-	-	-
4,6-Dinitro-2-methylphenol	ND	3.1	5.0	-	-	-
2,4-Dinitrophenol	ND	0.17	0.50	-	-	-
2,4-Dinitrotoluene	ND	0.0043	0.025	-	-	-
2,6-Dinitrotoluene	ND	0.0091	0.010	-	-	-

(Cont.)

McCampbell Analytical, Inc.
"When Quality Counts"
1534 Willow Pass Road, Pittsburg, CA 94565-1701
Toll Free Telephone: (877) 252-9262 / Fax: (925) 252-9269
http://www.mccampbell.com / E-mail: main@mccampbell.com

Quality Control Report

Client:	Farallon Consulting	**WorkOrder:**	1905B42
Date Prepared:	5/21/19	**BatchID:**	178253
Date Analyzed:	5/21/19	**Extraction Method:**	SW3640Am
Instrument:	GC17	**Analytical Method:**	SW8270C
Matrix:	Water	**Unit:**	µg/L
Project:	2250-001; 1055 Commercial Ct; San Jose, CA	**Sample ID:**	MB/LCS/LCSD-178253

QC Summary Report for SW8270C

Analyte	MB Result	MDL	RL	SPK Val	MB SS %REC	MB SS Limits
Di-n-octyl Phthalate	ND	0.013	0.12	-	-	-
1,2-Diphenylhydrazine	ND	0.11	1.0	-	-	-
Fluoranthene	0.056	0.0042	0.010	-	-	-
Fluorene	ND	0.0050	0.010	-	-	-
Hexachlorobenzene	ND	0.0048	0.0050	-	-	-
Hexachlorobutadiene	ND	0.0062	0.010	-	-	-
Hexachlorocyclopentadiene	ND	0.65	5.0	-	-	-
Hexachloroethane	ND	0.0060	0.010	-	-	-
Indeno (1,2,3-cd) pyrene	0.0038,J	0.0033	0.020	-	-	-
Isophorone	ND	0.54	1.0	-	-	-
2-Methylnaphthalene	ND	0.0061	0.010	-	-	-
2-Methylphenol (o-Cresol)	ND	0.47	1.0	-	-	-
3 & 4-Methylphenol (m,p-Cresol)	ND	0.28	1.0	-	-	-
Naphthalene	ND	0.0056	0.010	-	-	-
2-Nitroaniline	ND	1.4	5.0	-	-	-
3-Nitroaniline	ND	3.4	5.0	-	-	-
4-Nitroaniline	ND	4.4	5.0	-	-	-
Nitrobenzene	ND	0.88	1.0	-	-	-
2-Nitrophenol	ND	3.3	5.0	-	-	-
4-Nitrophenol	ND	0.63	5.0	-	-	-
N-Nitrosodiphenylamine	ND	0.30	1.0	-	-	-
N-Nitrosodi-n-propylamine	ND	0.85	1.0	-	-	-
Pentachlorophenol	ND	0.11	0.25	-	-	-
Phenanthrene	ND	0.0040	0.020	-	-	-
Phenol	0.0073,J	0.0068	0.020	-	-	-
Pyrene	0.047	0.0043	0.020	-	-	-
Pyridine	ND	0.53	1.0	-	-	-
1,2,4-Trichlorobenzene	ND	0.090	1.0	-	-	-
2,4,5-Trichlorophenol	ND	0.0051	0.050	-	-	-
2,4,6-Trichlorophenol	ND	0.0048	0.050	-	-	-
N-Nitrosodimethylamine	ND	3.5	5.0	-	-	-

(Cont.)

McCampbell Analytical, Inc.
"When Quality Counts"

1534 Willow Pass Road, Pittsburg, CA 94565-1701
Toll Free Telephone: (877) 252-9262 / Fax: (925) 252-9269
http://www.mccampbell.com / E-mail: main@mccampbell.com

Quality Control Report

Client:	Farallon Consulting	**WorkOrder:**	1905B42
Date Prepared:	5/21/19	**BatchID:**	178253
Date Analyzed:	5/21/19	**Extraction Method:**	SW3640Am
Instrument:	GC17	**Analytical Method:**	SW8270C
Matrix:	Water	**Unit:**	µg/L
Project:	2250-001; 1055 Commercial Ct; San Jose, CA	**Sample ID:**	MB/LCS/LCSD-178253

QC Summary Report for SW8270C

Analyte	MB Result	MDL	RL	SPK Val	MB SS %REC	MB SS Limits
Surrogate Recovery						
2-Fluorophenol	5.7			5	115	8-130
Phenol-d5	5.9			5	117	5-130
Nitrobenzene-d5	4.7			5	93	20-140
2-Fluorobiphenyl	4.2			5	83	40-140
2,4,6-Tribromophenol	6.2			5	123	16-180
Terphenyl-d14	4.1			5	81	40-170

(Cont.)

McCampbell Analytical, Inc.
"When Quality Counts"
1534 Willow Pass Road, Pittsburg, CA 94565-1701
Toll Free Telephone: (877) 252-9262 / Fax: (925) 252-9269
http://www.mccampbell.com / E-mail: main@mccampbell.com

Quality Control Report

Client:	Farallon Consulting	**WorkOrder:**	1905B42
Date Prepared:	5/21/19	**BatchID:**	178253
Date Analyzed:	5/21/19	**Extraction Method:**	SW3640Am
Instrument:	GC17	**Analytical Method:**	SW8270C
Matrix:	Water	**Unit:**	µg/L
Project:	2250-001; 1055 Commercial Ct; San Jose, CA	**Sample ID:**	MB/LCS/LCSD-178253

QC Summary Report for SW8270C

Analyte	LCS Result	LCSD Result	SPK Val	LCS %REC	LCSD %REC	LCS/LCSD Limits	RPD	RPD Limit
Acenaphthene	0.45	0.43	0.50	91	86	27-117	5.52	25
Acenaphthylene	0.49	0.47	0.50	99	93	18-128	5.64	25
Anthracene	0.49	0.47	0.50	98	94	31-126	3.49	25
Benzidine	37	36	50	74	72	14-115	3.41	25
Benzo (a) anthracene	0.47	0.46	0.50	94	92	27-129	2.51	25
Benzo (a) pyrene	0.54	0.52	0.50	107	103	10-161	3.99	25
Benzo (b) fluoranthene	0.45	0.45	0.50	91	90	24-140	0.750	25
Benzo (g,h,i) perylene	0.41	0.38	0.50	82	76	2-155	7.49	25
Benzo (k) fluoranthene	0.53	0.52	0.50	106	103	2-168	3.08	25
Benzyl Alcohol	46	47	50	92	93	22-114	1.48	25
Bis (2-chloroethoxy) Methane	9.5	9.0	10	95	90	28-109	5.00	25
Bis (2-chloroethyl) Ether	0.43	0.42	0.50	85	85	24-105	0	25
Bis (2-chloroisopropyl) Ether	0.44	0.43	0.50	88	86	21-106	1.27	25
Bis (2-ethylhexyl) Adipate	8.3	8.2	10	83	82	13-143	1.25	25
Bis (2-ethylhexyl) Phthalate	0.56	0.54	0.50	112	109	7-156	3.45	25
4-Bromophenyl Phenyl Ether	9.2	8.9	10	92	89	31-121	3.39	25
Butylbenzyl Phthalate	0.50	0.49	0.50	100	98	20-146	1.67	25
4-Chloroaniline	0.50	0.48	0.50	99	95	15-122	4.19	25
4-Chloro-3-methylphenol	10	10	10	104	103	29-125	0.856	25
2-Chloronaphthalene	9.5	8.6	10	95	86	27-113	10.2	25
2-Chlorophenol	0.46	0.45	0.50	92	89	24-108	2.86	25
4-Chlorophenyl Phenyl Ether	8.8	8.6	10	88	86	24-127	1.89	25
Chrysene	0.45	0.44	0.50	91	87	31-131	3.85	25
Dibenzo (a,h) anthracene	0.47	0.46	0.50	95	92	12-157	3.44	25
Dibenzofuran	9.0	8.4	10	90	84	21-124	6.47	25
Di-n-butyl Phthalate	0.50	0.49	0.50	100	98	18-147	1.92	25
1,2-Dichlorobenzene	8.1	7.7	10	81	77	22-101	4.75	25
1,3-Dichlorobenzene	8.3	7.9	10	83	79	20-99	5.01	25
1,4-Dichlorobenzene	7.7	7.5	10	77	75	21-99	2.29	25
3,3-Dichlorobenzidine	0.52	0.50	0.50	103	101	29-139	2.65	25
2,4-Dichlorophenol	11	10	10	106	100	28-115	6.01	25
Diethyl Phthalate	0.49	0.49	0.50	98	98	19-139	0	25
2,4-Dimethylphenol	11	10	10	112, F2	105	23-108	6.43	25
Dimethyl Phthalate	0.46	0.45	0.50	92	91	22-132	1.28	25
4,6-Dinitro-2-methylphenol	50	49	50	100	98	27-129	2.31	25
2,4-Dinitrophenol	2.6	2.8	2.5	105	110	12-141	5.35	25
2,4-Dinitrotoluene	0.57	0.58	0.50	114	116	22-141	1.21	25
2,6-Dinitrotoluene	0.51	0.50	0.50	101	101	24-136	0	25

(Cont.)

McCampbell Analytical, Inc.
"When Quality Counts"
1534 Willow Pass Road, Pittsburg, CA 94565-1701
Toll Free Telephone: (877) 252-9262 / Fax: (925) 252-9269
http://www.mccampbell.com / E-mail: main@mccampbell.com

Quality Control Report

Client:	Farallon Consulting	**WorkOrder:**	1905B42
Date Prepared:	5/21/19	**BatchID:**	178253
Date Analyzed:	5/21/19	**Extraction Method:**	SW3640Am
Instrument:	GC17	**Analytical Method:**	SW8270C
Matrix:	Water	**Unit:**	µg/L
Project:	2250-001; 1055 Commercial Ct; San Jose, CA	**Sample ID:**	MB/LCS/LCSD-178253

QC Summary Report for SW8270C

Analyte	LCS Result	LCSD Result	SPK Val	LCS %REC	LCSD %REC	LCS/LCSD Limits	RPD	RPD Limit
Di-n-octyl Phthalate	0.57	0.61	0.50	115	122	18-153	6.48	25
1,2-Diphenylhydrazine	9.3	8.8	10	93	88	31-121	6.20	25
Fluoranthene	0.57	0.54	0.50	113	108	30-138	4.71	25
Fluorene	0.50	0.49	0.50	100	98	24-127	2.37	25
Hexachlorobenzene	0.43	0.41	0.50	87	83	32-117	4.93	25
Hexachlorobutadiene	0.45	0.40	0.50	89	81	22-107	9.69	25
Hexachlorocyclopentadiene	42	38	50	84	76	14-102	10.1	25
Hexachloroethane	0.45	0.44	0.50	91	87	22-101	3.73	25
Indeno (1,2,3-cd) pyrene	0.44	0.41	0.50	87	82	10-160	6.69	25
Isophorone	10	9.7	10	100	97	27-117	2.89	25
2-Methylnaphthalene	0.48	0.46	0.50	96	91	2-134	5.22	25
2-Methylphenol (o-Cresol)	9.4	9.7	10	94	97	30-109	3.67	25
3 & 4-Methylphenol (m,p-Cresol)	9.5	9.7	10	95	97	28-112	1.66	25
Naphthalene	0.40	0.37	0.50	79	74	16-120	7.46	25
2-Nitroaniline	48	46	50	95	92	18-137	3.75	25
3-Nitroaniline	49	49	50	99	98	15-144	0.473	25
4-Nitroaniline	52	52	50	103	103	11-152	0	25
Nitrobenzene	9.3	8.6	10	93	86	22-115	7.20	25
2-Nitrophenol	51	48	50	102	97	29-114	4.97	25
4-Nitrophenol	51	51	50	102	101	13-150	1.10	25
N-Nitrosodiphenylamine	8.8	8.5	10	88	85	33-121	4.44	25
N-Nitrosodi-n-propylamine	7.7	7.7	10	77	77	26-112	0	25
Pentachlorophenol	2.9	2.7	2.5	114	110	37-140	3.97	25
Phenanthrene	0.44	0.42	0.50	87	84	32-122	3.91	25
Phenol	1.7	1.8	2	87	88	22-111	0.758	25
Pyrene	0.46	0.45	0.50	92	90	33-130	2.22	25
Pyridine	6.9	6.9	10	69	69	40-160	0	25
1,2,4-Trichlorobenzene	9.6	8.5	10	96	85	24-107	11.2	25
2,4,5-Trichlorophenol	0.54	0.51	0.50	108	103	26-124	4.47	25
2,4,6-Trichlorophenol	0.51	0.48	0.50	101	96	28-121	5.33	25

(Cont.)

McCampbell Analytical, Inc.
"When Quality Counts"

1534 Willow Pass Road, Pittsburg, CA 94565-1701
Toll Free Telephone: (877) 252-9262 / Fax: (925) 252-9269
http://www.mccampbell.com / E-mail: main@mccampbell.com

Quality Control Report

Client:	Farallon Consulting	**WorkOrder:**	1905B42
Date Prepared:	5/21/19	**BatchID:**	178253
Date Analyzed:	5/21/19	**Extraction Method:**	SW3640Am
Instrument:	GC17	**Analytical Method:**	SW8270C
Matrix:	Water	**Unit:**	µg/L
Project:	2250-001; 1055 Commercial Ct; San Jose, CA	**Sample ID:**	MB/LCS/LCSD-178253

QC Summary Report for SW8270C

Analyte	LCS Result	LCSD Result	SPK Val	LCS %REC	LCSD %REC	LCS/LCSD Limits	RPD	RPD Limit
Surrogate Recovery								
2-Fluorophenol	4.3	4.4	5	87	89	23-101	2.47	25
Phenol-d5	4.6	5.0	5	93	100	27-116	7.12	25
Nitrobenzene-d5	5.0	5.0	5	100	99	29-116	1.09	25
2-Fluorobiphenyl	4.5	4.4	5	91	89	29-112	2.32	25
2,4,6-Tribromophenol	4.9	5.0	5	98	100	34-125	1.93	25
Terphenyl-d14	4.2	4.2	5	84	85	23-136	1.38	25

McCampbell Analytical, Inc.
"When Quality Counts"

1534 Willow Pass Road, Pittsburg, CA 94565-1701
Toll Free Telephone: (877) 252-9262 / Fax: (925) 252-9269
http://www.mccampbell.com / E-mail: main@mccampbell.com

Quality Control Report

Client:	Farallon Consulting	**WorkOrder:**	1905B42
Date Prepared:	5/21/19	**BatchID:**	178272
Date Analyzed:	5/22/19	**Extraction Method:**	SW3050B
Instrument:	ICP-MS3	**Analytical Method:**	SW6020
Matrix:	Soil	**Unit:**	mg/Kg
Project:	2250-001; 1055 Commercial Ct; San Jose, CA	**Sample ID:**	MB/LCS/LCSD-178272

QC Summary Report for Metals

Analyte	MB Result	MDL	RL	SPK Val	MB SS %REC	MB SS Limits
Antimony	ND	0.094	0.50	-	-	-
Arsenic	ND	0.14	0.50	-	-	-
Barium	ND	0.97	5.0	-	-	-
Beryllium	ND	0.072	0.50	-	-	-
Cadmium	ND	0.058	0.25	-	-	-
Chromium	ND	0.092	0.50	-	-	-
Cobalt	ND	0.056	0.50	-	-	-
Copper	ND	0.069	0.50	-	-	-
Lead	ND	0.094	0.50	-	-	-
Mercury	ND	0.0050	0.050	-	-	-
Molybdenum	ND	0.23	0.50	-	-	-
Nickel	ND	0.072	0.50	-	-	-
Selenium	ND	0.13	0.50	-	-	-
Silver	ND	0.055	0.50	-	-	-
Thallium	ND	0.10	0.50	-	-	-
Vanadium	ND	0.064	0.50	-	-	-
Zinc	ND	1.4	5.0	-	-	-
Surrogate Recovery						
Terbium	530			500	105	70-130

(Cont.)

McCampbell Analytical, Inc.
"When Quality Counts"

1534 Willow Pass Road, Pittsburg, CA 94565-1701
Toll Free Telephone: (877) 252-9262 / Fax: (925) 252-9269
http://www.mccampbell.com / E-mail: main@mccampbell.com

Quality Control Report

Client:	Farallon Consulting	**WorkOrder:**	1905B42
Date Prepared:	5/21/19	**BatchID:**	178272
Date Analyzed:	5/22/19	**Extraction Method:**	SW3050B
Instrument:	ICP-MS3	**Analytical Method:**	SW6020
Matrix:	Soil	**Unit:**	mg/Kg
Project:	2250-001; 1055 Commercial Ct; San Jose, CA	**Sample ID:**	MB/LCS/LCSD-178272

QC Summary Report for Metals

Analyte	LCS Result	LCSD Result	SPK Val	LCS %REC	LCSD %REC	LCS/LCSD Limits	RPD	RPD Limit
Antimony	50	49	50	100	98	75-125	1.78	20
Arsenic	51	51	50	102	102	75-125	0	20
Barium	530	530	500	106	105	75-125	0.965	20
Beryllium	52	53	50	104	105	75-125	1.51	20
Cadmium	51	52	50	103	104	75-125	0.736	20
Chromium	53	53	50	105	105	75-125	0	20
Cobalt	53	53	50	107	107	75-125	0	20
Copper	53	52	50	105	104	75-125	0.611	20
Lead	51	52	50	103	103	75-125	0	20
Mercury	1.3	1.3	1.25	104	105	75-125	1.07	20
Molybdenum	51	51	50	102	101	75-125	0.334	20
Nickel	53	53	50	106	106	75-125	0	20
Selenium	51	51	50	102	102	75-125	0	20
Silver	52	51	50	104	103	75-125	1.47	20
Thallium	51	52	50	103	103	75-125	0	20
Vanadium	52	52	50	105	105	75-125	0	20
Zinc	520	520	500	105	104	75-125	0.787	20
Surrogate Recovery								
Terbium	540	540	500	107	107	70-130	0	20

McCampbell Analytical, Inc.
"When Quality Counts"

1534 Willow Pass Road, Pittsburg, CA 94565-1701
Toll Free Telephone: (877) 252-9262 / Fax: (925) 252-9269
http://www.mccampbell.com / E-mail: main@mccampbell.com

Quality Control Report

Client:	Farallon Consulting	**WorkOrder:**	1905B42
Date Prepared:	5/21/19	**BatchID:**	178295
Date Analyzed:	5/23/19	**Extraction Method:**	E200.8
Instrument:	ICP-MS1, ICP-MS2	**Analytical Method:**	E200.8
Matrix:	Water	**Unit:**	µg/L
Project:	2250-001; 1055 Commercial Ct; San Jose, CA	**Sample ID:**	MB/LCS/LCSD-178295 1905B42-007EMS/MSD

QC Report for Metals (>1% Sediment Content)

Analyte	MB Result	MDL	RL	SPK Val	MB SS %REC	MB SS Limits
Antimony	ND	1.0	2.5	-	-	-
Arsenic	ND	0.79	2.5	-	-	-
Barium	ND	1.9	25	-	-	-
Beryllium	ND	0.35	2.5	-	-	-
Cadmium	ND	0.36	2.5	-	-	-
Chromium	ND	1.0	2.5	-	-	-
Cobalt	ND	0.22	2.5	-	-	-
Copper	ND	2.3	2.5	-	-	-
Lead	ND	1.0	2.5	-	-	-
Mercury	ND	0.10	0.25	-	-	-
Molybdenum	ND	0.75	2.5	-	-	-
Nickel	ND	0.84	2.5	-	-	-
Selenium	ND	1.1	2.5	-	-	-
Silver	ND	0.26	2.5	-	-	-
Thallium	ND	0.21	2.5	-	-	-
Vanadium	ND	1.1	2.5	-	-	-
Zinc	ND	19	25	-	-	-
Surrogate Recovery						
Terbium	2500			2500	99	70-130

(Cont.)

McCampbell Analytical, Inc.
"When Quality Counts"
1534 Willow Pass Road, Pittsburg, CA 94565-1701
Toll Free Telephone: (877) 252-9262 / Fax: (925) 252-9269
http://www.mccampbell.com / E-mail: main@mccampbell.com

Quality Control Report

Client:	Farallon Consulting	**WorkOrder:**	1905B42
Date Prepared:	5/21/19	**BatchID:**	178295
Date Analyzed:	5/23/19	**Extraction Method:**	E200.8
Instrument:	ICP-MS1, ICP-MS2	**Analytical Method:**	E200.8
Matrix:	Water	**Unit:**	µg/L
Project:	2250-001; 1055 Commercial Ct; San Jose, CA	**Sample ID:**	MB/LCS/LCSD-178295 1905B42-007EMS/MSD

QC Report for Metals (>1% Sediment Content)

Analyte	LCS Result	LCSD Result	SPK Val	LCS %REC	LCSD %REC	LCS/LCSD Limits	RPD	RPD Limit
Antimony	270	280	250	108	111	85-115	2.08	20
Arsenic	250	260	250	101	103	85-115	1.98	20
Barium	2600	2600	2500	104	105	85-115	1.13	20
Beryllium	250	250	250	101	101	85-115	0	20
Cadmium	260	260	250	104	105	85-115	0.842	20
Chromium	260	270	250	106	106	85-115	0	20
Cobalt	250	240	250	99	98	85-115	0.752	20
Copper	260	260	250	105	105	85-115	0	20
Lead	250	250	250	99	100	85-115	1.21	20
Mercury	6.4	6.8	6.25	103	109	85-115	5.60	20
Molybdenum	250	260	250	102	103	85-115	1.60	20
Nickel	260	260	250	106	105	85-115	0.951	20
Selenium	260	270	250	105	107	85-115	1.30	20
Silver	260	260	250	105	104	85-115	0.898	20
Thallium	240	250	250	97	98	85-115	1.60	20
Vanadium	260	260	250	104	104	85-115	0	20
Zinc	2600	2600	2500	104	105	85-115	0.845	20
Surrogate Recovery								
Terbium	2600	2600	2500	103	105	70-130	2.10	20

Analyte	MS DF	MS Result	MSD Result	SPK Val	SPKRef Val	MS %REC	MSD %REC	MS/MSD Limits	RPD	RPD Limit
Antimony	1	1400	1500	2500	ND<25	55,F10	61,F10	85-115	10.5	20
Arsenic	1	3000	3100	2500	473.2	99	104	85-115	3.95	20
Barium	1	35,000	36,000	25000	8160	106	112	85-115	4.07	20
Beryllium	1	2400	2500	2500	ND<25	94	100	85-115	6.90	20
Cadmium	1	2500	2600	2500	ND<25	100	105	85-115	5.22	20
Chromium	1	4500	4500	2500	2008	101	98	85-115	1.71	20
Cobalt	1	2900	3000	2500	462.4	99	103	85-115	3.80	20
Copper	1	4000	4100	2500	1582	98	101	85-115	1.78	20
Lead	1	3000	3200	2500	594.0	97	104	85-115	5.56	20
Mercury	1	65	71	62.5	ND<2.5	100	109	85-115	8.88	20
Molybdenum	1	2500	2700	2500	44.34	98	105	85-115	6.88	20
Nickel	1	5900	5800	2500	3431	100	94	85-115	2.65	20
Selenium	1	2500	2700	2500	ND<25	101	106	85-115	5.54	20
Silver	1	2400	2500	2500	ND<25	96	102	85-115	5.38	20

(Cont.)

McCampbell Analytical, Inc.
"When Quality Counts"

1534 Willow Pass Road, Pittsburg, CA 94565-1701
Toll Free Telephone: (877) 252-9262 / Fax: (925) 252-9269
http://www.mccampbell.com / E-mail: main@mccampbell.com

Quality Control Report

Client:	Farallon Consulting	**WorkOrder:**	1905B42
Date Prepared:	5/21/19	**BatchID:**	178295
Date Analyzed:	5/23/19	**Extraction Method:**	E200.8
Instrument:	ICP-MS1, ICP-MS2	**Analytical Method:**	E200.8
Matrix:	Water	**Unit:**	µg/L
Project:	2250-001; 1055 Commercial Ct; San Jose, CA	**Sample ID:**	MB/LCS/LCSD-178295 1905B42-007EMS/MSD

QC Report for Metals (>1% Sediment Content)

Analyte	MS DF	MS Result	MSD Result	SPK Val	SPKRef Val	MS %REC	MSD %REC	MS/MSD Limits	RPD	RPD Limit
Thallium	1	2400	2500	2500	ND<25	94	101	85-115	6.62	20
Vanadium	1	3900	3900	2500	1314	102	102	85-115	0	20
Zinc	1	28,000	29,000	25000	3119	100	104	85-115	4.05	20
Surrogate Recovery										
Terbium	1	26,000	28,000	25000		105	111	70-130	5.31	20

Analyte	DLT Result	DLTRef Val	%D	%D Limit
Antimony	ND<120	ND	-	-
Arsenic	500	473.2	5.66	20
Barium	8000	8160	1.96	20
Beryllium	ND<120	ND	-	-
Cadmium	ND<120	ND	-	-
Chromium	2100	2008	4.58	20
Cobalt	490	462.4	5.97	20
Copper	1600	1582	1.14	20
Lead	590	594.0	0.673	20
Mercury	ND<12	ND	-	-
Molybdenum	ND<120	44.34	-	-
Nickel	3500	3431	2.01	20
Selenium	ND<120	ND	-	-
Silver	ND<120	ND	-	-
Thallium	ND<120	ND	-	-
Vanadium	1400	1314	6.54	20
Zinc	3100	3119	0.609	20

%D Control Limit applied to analytes with concentrations greater than 25 times the reporting limits.

McCampbell Analytical, Inc.
"When Quality Counts"

1534 Willow Pass Road, Pittsburg, CA 94565-1701
Toll Free Telephone: (877) 252-9262 / Fax: (925) 252-9269
http://www.mccampbell.com / E-mail: main@mccampbell.com

Quality Control Report

Client:	Farallon Consulting	**WorkOrder:**	1905B42
Date Prepared:	5/21/19	**BatchID:**	178269
Date Analyzed:	5/22/19	**Extraction Method:**	SW5035
Instrument:	GC19, GC7	**Analytical Method:**	SW8021B/8015Bm
Matrix:	Soil	**Unit:**	mg/Kg
Project:	2250-001; 1055 Commercial Ct; San Jose, CA	**Sample ID:**	MB/LCS/LCSD-178269

QC Summary Report for SW8021B/8015Bm

Analyte	MB Result	MDL	RL	SPK Val	MB SS %REC	MB SS Limits
TPH(g) (C6-C12)	0.19,J	0.090	1.0	-	-	-
MTBE	ND	0.0023	0.050	-	-	-
Benzene	ND	0.0010	0.0050	-	-	-
Toluene	ND	0.0012	0.0050	-	-	-
Ethylbenzene	ND	0.0020	0.0050	-	-	-
m,p-Xylene	ND	0.0013	0.010	-	-	-
o-Xylene	ND	0.0013	0.0050	-	-	-
Surrogate Recovery						
2-Fluorotoluene	0.093			0.10	93	75-134

Analyte	LCS Result	LCSD Result	SPK Val	LCS %REC	LCSD %REC	LCS/LCSD Limits	RPD	RPD Limit
TPH(btex)	0.58	0.58	0.60	97	97	82-118	0	20
MTBE	0.080	0.085	0.10	80	85	61-119	6.09	20
Benzene	0.090	0.10	0.10	90	101	77-128	10.7	20
Toluene	0.093	0.10	0.10	93	104	74-132	11.0	20
Ethylbenzene	0.093	0.10	0.10	93	104	84-127	11.2	20
m,p-Xylene	0.19	0.22	0.20	97	109	80-120	11.2	20
o-Xylene	0.097	0.11	0.10	97	108	80-120	10.7	20
Surrogate Recovery								
2-Fluorotoluene	0.091	0.10	0.10	91	100	75-134	9.84	20

McCampbell Analytical, Inc.
"When Quality Counts"

1534 Willow Pass Road, Pittsburg, CA 94565-1701
Toll Free Telephone: (877) 252-9262 / Fax: (925) 252-9269
http://www.mccampbell.com / E-mail: main@mccampbell.com

Quality Control Report

Client:	Farallon Consulting	**WorkOrder:**	1905B42
Date Prepared:	5/25/19	**BatchID:**	178603
Date Analyzed:	5/25/19	**Extraction Method:**	SW5030B
Instrument:	GC3	**Analytical Method:**	SW8021B/8015Bm
Matrix:	Water	**Unit:**	µg/L
Project:	2250-001; 1055 Commercial Ct; San Jose, CA	**Sample ID:**	MB/LCS/LCSD-178603

QC Summary Report for SW8021B/8015Bm

Analyte	MB Result	MDL	RL	SPK Val	MB SS %REC	MB SS Limits
TPH(g) (C6-C12)	ND	23	50	-	-	-
MTBE	ND	0.36	5.0	-	-	-
Benzene	ND	0.070	0.50	-	-	-
Toluene	ND	0.14	0.50	-	-	-
Ethylbenzene	ND	0.070	0.50	-	-	-
m,p-Xylene	ND	0.10	1.0	-	-	-
o-Xylene	ND	0.040	0.50	-	-	-
Surrogate Recovery						
aaa-TFT	8.8			10	88	74-117

Analyte	LCS Result	LCSD Result	SPK Val	LCS %REC	LCSD %REC	LCS/LCSD Limits	RPD	RPD Limit
TPH(btex)	63	62	60	105	104	78-116	0.980	20
MTBE	8.9	9.1	10	89	91	72-122	2.62	20
Benzene	9.6	9.6	10	96	96	81-123	0	20
Toluene	9.9	9.9	10	99	99	83-129	0	20
Ethylbenzene	9.9	9.9	10	99	99	88-126	0	20
m,p-Xylene	20	20	20	100	100	80-120	0	20
o-Xylene	9.6	9.6	10	96	96	80-120	0	20
Surrogate Recovery								
aaa-TFT	8.7	8.7	10	87	87	74-117	0	20

McCampbell Analytical, Inc.
"When Quality Counts"

1534 Willow Pass Road, Pittsburg, CA 94565-1701
Toll Free Telephone: (877) 252-9262 / Fax: (925) 252-9269
http://www.mccampbell.com / E-mail: main@mccampbell.com

Quality Control Report

Client:	Farallon Consulting	**WorkOrder:**	1905B42
Date Prepared:	5/21/19	**BatchID:**	178268
Date Analyzed:	5/22/19 - 5/24/19	**Extraction Method:**	SW3550B
Instrument:	GC11A, GC6A	**Analytical Method:**	SW8015B
Matrix:	Soil	**Unit:**	mg/Kg
Project:	2250-001; 1055 Commercial Ct; San Jose, CA	**Sample ID:**	MB/LCS/LCSD-178268

QC Report for SW8015B w/out SG Clean-Up

Analyte	MB Result	MDL	RL	SPK Val	MB SS %REC	MB SS Limits
TPH-Diesel (C10-C23)	ND	0.83	1.0	-	-	-
TPH-Motor Oil (C18-C36)	ND	3.8	5.0	-	-	-
Surrogate Recovery						
C9	23			25	94	72-122

Analyte	LCS Result	LCSD Result	SPK Val	LCS %REC	LCSD %REC	LCS/LCSD Limits	RPD	RPD Limit
TPH-Diesel (C10-C23)	40	39	40	100	99	75-128	1.65	30
Surrogate Recovery								
C9	24	24	25	95	94	72-122	0.930	30

McCampbell Analytical, Inc.
"When Quality Counts"

1534 Willow Pass Road, Pittsburg, CA 94565-1701
Toll Free Telephone: (877) 252-9262 / Fax: (925) 252-9269
http://www.mccampbell.com / E-mail: main@mccampbell.com

Quality Control Report

Client:	Farallon Consulting	**WorkOrder:**	1905B42
Date Prepared:	5/21/19	**BatchID:**	178286
Date Analyzed:	5/22/19	**Extraction Method:**	SW3510C
Instrument:	GC6A	**Analytical Method:**	SW8015B
Matrix:	Water	**Unit:**	µg/L
Project:	2250-001; 1055 Commercial Ct; San Jose, CA	**Sample ID:**	MB/LCS/LCSD-178286

QC Report for SW8015B w/out SG Clean-Up

Analyte	MB Result	MDL	RL	SPK Val	MB SS %REC	MB SS Limits
TPH-Diesel (C10-C23)	ND	35	50	-	-	-
TPH-Motor Oil (C18-C36)	ND	140	250	-	-	-
Surrogate Recovery						
C9	600			625	96	68-127

Analyte	LCS Result	LCSD Result	SPK Val	LCS %REC	LCSD %REC	LCS/LCSD Limits	RPD	RPD Limit
TPH-Diesel (C10-C23)	1100	1100	1000	109	111	86-142	2.41	20
Surrogate Recovery								
C9	600	600	625	96	96	68-127	0	20

McCampbell Analytical, Inc.
1534 Willow Pass Rd
Pittsburg, CA 94565-1701
(925) 252-9262

CHAIN-OF-CUSTODY RECORD

WorkOrder: 1905B42 **ClientCode: FCOKC**

☐ WaterTrax ☐ WriteOn ☐ EDF ☐ Excel ☐ EQuIS ☐ Email ☐ HardCopy ☐ ThirdParty ☐ J-flag
☐ Detection Summary ☒ Dry-Weight

Report to:
Ryan Charney
Farallon Consulting
180 Grand Avenue, Suite 900
Oakland, CA 94612
(510) 879-6801 FAX:

Email: rcharney@farallonconsulting.com
cc/3rd Party: gfisco@farallonconsulting.com;
PO:
Project: 2250-001; 1055 Commercial Ct; San Jose, CA

Bill to:
Accounts Payable
Farallon Consulting
180 Grand Avenue, Suite 900
Oakland, CA 94612
ap@farallonconsulting.com

Requested TAT: 5 days;

Date Received: 05/21/2019
Date Logged: 05/21/2019

Lab ID	Client ID	Matrix	Collection Date	Hold	Requested Tests (See legend below)											
					1	2	3	4	5	6	7	8	9	10	11	12
1905B42-001	S-5 (1')	Soil	5/21/2019 08:50	☐						A		A		A	A	
1905B42-003	S-6 (1')	Soil	5/21/2019 09:55	☐						A		A			A	
1905B42-005	F-13 (2')	Soil	5/21/2019 10:35	☐	A	A		A		A		A			A	
1905B42-007	F-13	Water	5/21/2019 12:00	☐			A		D		E		B			C
1905B42-008	F-14 (2')	Soil	5/21/2019 13:25	☐		A				A		A			A	
1905B42-009	F-14	Water	5/21/2019 14:00	☐			A				D		B			C
1905B42-010	F-12 (2')	Soil	5/21/2019 15:00	☐		A				A		A			A	
1905B42-012	F-12	Water	5/21/2019 15:50	☐			A				D		B			C

Test Legend:

1	8081pcB_ESL_LL_S	2	8260B_SCAN-SIM_E	3	8260B_Scan-SIM_W	4	8270_SCSM_GPC_S
5	8270_SCSM_GPC_W	6	CAM17MS_TTLC_S	7	CAM17MS_TTLC_Sed	8	G-MBTEX_S
9	G-MBTEX_W	10	PRCOURIER TRIP	11	TPH(DMO)_S	12	TPH(DMO)_W

Project Manager: Rosa Venegas

Prepared by: Nancy Palacios

Comments:

NOTE: Soil samples are discarded 60 days after results are reported unless other arrangements are made (Water samples are 30 days).
Hazardous samples will be returned to client or disposed of at client expense.

McCampbell Analytical, Inc.
"When Quality Counts"

1534 Willow Pass Road, Pittsburg, CA 94565-1701
Toll Free Telephone: (877) 252-9262 / Fax: (925) 252-9269
http://www.mccampbell.com / E-mail: main@mccampbell.com

WORK ORDER SUMMARY

Client Name: FARALLON CONSULTING
Client Contact: Ryan Charney
Contact's Email: rcharney@farallonconsulting.com
Project: 2250-001; 1055 Commercial Ct; San Jose, CA
Comments:
Work Order: 1905B42
QC Level: LEVEL 2
Date Logged: 5/21/2019

☐ WaterTrax ☐ WriteOn ☐ EDF ☐ Excel ☐ EQuIS ☐ Email ☐ HardCopy ☐ ThirdParty ☐ J-flag

Lab ID	Client ID	Matrix	Test Name	Containers /Composites	Bottle & Preservative	De-chlorinated	Collection Date & Time	TAT	Sediment Content	Hold	SubOut
1905B42-001A	S-5 (1')	Soil	SW8015B (Diesel & Motor Oil)	1	16OZ GJ, Unpres	☐	5/21/2019 8:50	5 days		☐	
			SW8021B/8015Bm (G/MBTEX)			☐		5 days		☐	
			SW6020 (CAM 17)			☐		5 days		☐	
1905B42-002A	S-5 (3')	Soil		1	16OZ GJ, Unpres	☐	5/21/2019 9:00			☑	
1905B42-003A	S-6 (1')	Soil	SW8015B (Diesel & Motor Oil)	1	16OZ GJ, Unpres	☐	5/21/2019 9:55	5 days		☐	
			SW8021B/8015Bm (G/MBTEX)			☐		5 days		☐	
			SW6020 (CAM 17)			☐		5 days		☐	
1905B42-004A	S-6 (3')	Soil		1	16OZ GJ, Unpres	☐	5/21/2019 10:05			☑	
1905B42-005A	F-13 (2')	Soil	SW8015B (Diesel & Motor Oil)	3	16OZ GJ, Unpres + 1-Encore	☐	5/21/2019 10:35	5 days		☐	
			SW8021B/8015Bm (G/MBTEX)			☐		5 days		☐	
			SW6020 (CAM 17)			☐		5 days		☐	
			SW8270C (Low Level SVOCs) with GPC Cleanup			☐		5 days		☐	
			SW8260B (VOCs, Scan SIM) (Encore)			☐		5 days		☐	
			SW8081A/8082 (OC Pesticides+PCBs) ESLs			☐		5 days		☐	
1905B42-006A	F-13 (19')	Soil		3	16OZ GJ, Unpres + 1-Encore	☐	5/21/2019 11:20			☑	
1905B42-007A	F-13	Water	SW8260B (VOCs, Scan SIM)	2	VOA w/ HCl	☐	5/21/2019 12:00	5 days	Present	☐	

NOTES: - STLC and TCLP extractions require 2 days to complete; therefore, all TATs begin after the extraction is completed (i.e., One-day TAT yields results in 3 days from sample submission).

- MAI assumes that all material present in the provided sampling container is considered part of the sample - MAI does not exclude any material from the sample prior to sample preparation unless requested in writing by the client.

McCampbell Analytical, Inc.
"When Quality Counts"

1534 Willow Pass Road, Pittsburg, CA 94565-1701
Toll Free Telephone: (877) 252-9262 / Fax: (925) 252-9269
http://www.mccampbell.com / E-mail: main@mccampbell.com

WORK ORDER SUMMARY

Client Name: FARALLON CONSULTING
Client Contact: Ryan Charney
Contact's Email: rcharney@farallonconsulting.com

Project: 2250-001; 1055 Commercial Ct; San Jose, CA
Comments:

Work Order: 1905B42
QC Level: LEVEL 2
Date Logged: 5/21/2019

☐ WaterTrax ☐ WriteOn ☐ EDF ☐ Excel ☐ EQuIS ☐ Email ☐ HardCopy ☐ ThirdParty ☐ J-flag

Lab ID	Client ID	Matrix	Test Name	Containers /Composites	Bottle & Preservative	De-chlorinated	Collection Date & Time	TAT	Sediment Content	Hold	SubOut
1905B42-007B	F-13	Water	SW8021B/8015Bm (G/MBTEX)	2	VOA w/ HCl	☐	5/21/2019 12:00	5 days	Present	☐	
1905B42-007C	F-13	Water	SW8015B (Diesel & Motor Oil)	2	aVOA, Unpres	☐	5/21/2019 12:00	5 days	Present	☐	
1905B42-007D	F-13	Water	SW8270C (Low Level SVOCs) with GPC Cleanup	1	1LA, Unpres	☐	5/21/2019 12:00	5 days	Present	☐	
1905B42-007E	F-13	Water	E200.8 (Metals)	1	250mL HDPE w/ HNO3	☐	5/21/2019 12:00	5 days	Present	☐	
1905B42-008A	F-14 (2')	Soil	SW8015B (Diesel & Motor Oil)	3	16OZ GJ, Unpres + 1-Encore	☐	5/21/2019 13:25	5 days		☐	
			SW8021B/8015Bm (G/MBTEX)			☐		5 days		☐	
			SW6020 (CAM 17)			☐		5 days		☐	
			SW8260B (VOCs, Scan SIM) (Encore)			☐		5 days		☐	
1905B42-009A	F-14	Water	SW8260B (VOCs, Scan SIM)	2	VOA w/ HCl	☐	5/21/2019 14:00	5 days	Present	☐	
1905B42-009B	F-14	Water	SW8021B/8015Bm (G/MBTEX)	2	VOA w/ HCl	☐	5/21/2019 14:00	5 days	Present	☐	
1905B42-009C	F-14	Water	SW8015B (Diesel & Motor Oil)	2	aVOA, Unpres	☐	5/21/2019 14:00	5 days	Present	☐	
1905B42-009D	F-14	Water	E200.8 (Metals)	1	250mL HDPE w/ HNO3	☐	5/21/2019 14:00	5 days	Present	☐	
1905B42-010A	F-12 (2')	Soil	SW8015B (Diesel & Motor Oil)	3	16OZ GJ, Unpres + 1-Encore	☐	5/21/2019 15:00	5 days		☐	
			SW8021B/8015Bm (G/MBTEX)			☐		5 days		☐	
			SW6020 (CAM 17)			☐		5 days		☐	
			SW8260B (VOCs, Scan SIM) (Encore)			☐		5 days		☐	

NOTES: - STLC and TCLP extractions require 2 days to complete; therefore, all TATs begin after the extraction is completed (i.e., One-day TAT yields results in 3 days from sample submission).

- MAI assumes that all material present in the provided sampling container is considered part of the sample - MAI does not exclude any material from the sample prior to sample preparation unless requested in writing by the client.

McCampbell Analytical, Inc.
"When Quality Counts"

1534 Willow Pass Road, Pittsburg, CA 94565-1701
Toll Free Telephone: (877) 252-9262 / Fax: (925) 252-9269
http://www.mccampbell.com / E-mail: main@mccampbell.com

WORK ORDER SUMMARY

Client Name: FARALLON CONSULTING
Client Contact: Ryan Charney
Contact's Email: rcharney@farallonconsulting.com

Project: 2250-001; 1055 Commercial Ct; San Jose, CA
Comments:

Work Order: 1905B42
QC Level: LEVEL 2
Date Logged: 5/21/2019

☐ WaterTrax ☐ WriteOn ☐ EDF ☐ Excel ☐ EQuIS ☐ Email ☐ HardCopy ☐ ThirdParty ☐ J-flag

Lab ID	Client ID	Matrix	Test Name	Containers /Composites	Bottle & Preservative	De-chlorinated	Collection Date & Time	TAT	Sediment Content	Hold	SubOut
1905B42-011A	F-12 (16')	Soil		3	16OZ GJ, Unpres + 1-Encore	☐	5/21/2019 15:40			☑	
1905B42-012A	F-12	Water	SW8260B (VOCs, Scan SIM)	2	VOA w/ HCl	☐	5/21/2019 15:50	5 days	Present	☐	
1905B42-012B	F-12	Water	SW8021B/8015Bm (G/MBTEX)	2	VOA w/ HCl	☐	5/21/2019 15:50	5 days	Present	☐	
1905B42-012C	F-12	Water	SW8015B (Diesel & Motor Oil)	2	aVOA, Unpres	☐	5/21/2019 15:50	5 days	Present	☐	
1905B42-012D	F-12	Water	E200.8 (Metals)	1	250mL HDPE w/ HNO3	☐	5/21/2019 15:50	5 days	Present	☐	

NOTES: - STLC and TCLP extractions require 2 days to complete; therefore, all TATs begin after the extraction is completed (i.e., One-day TAT yields results in 3 days from sample submission).

- MAI assumes that all material present in the provided sampling container is considered part of the sample - MAI does not exclude any material from the sample prior to sample preparation unless requested in writing by the client.

General COC

MAI Work Order # 1905B42

McCAMPBELL ANALYTICAL, INC.

1534 Willow Pass Rd. Pittsburg, Ca. 94565-1701
Telephone: (877) 252-9262 / Fax: (925) 252-9269
www.mccampbell.com main@mccampbell.com

CHAIN OF CUSTODY RECORD

Turn Around Time:	1 Day Rush		2 Day Rush		3 Day Rush		STD	✓	Quote #						
J-Flag / MDL		ESL	✓	Cleanup Approved		Dry Weight		Bottle Order #							
Delivery Format:	PDF	✓	GeoTracker EDF		EDD	✓	Write On (DW)		Detect Summary						

Report To:	Bill To:
Company: Farallon Consulting	
Email: rcharney@farallonconsulting.com	
Alt Email: gfisco@farallonconsulting.com	Tele:
Project Name: 1055 Commercial Ct	Project #: 2250-001
Project Location: San Jose, CA	PO #
Sampler Signature:	

SAMPLE ID Location / Field Point	Sampling Date	Sampling Time	#Containers	Matrix	Preservative	Analysis Requested: VOCs	G/MBTEX	Diesel & motor oil	SVOCs	PCBs	OCPs	CAM17 Metals
S-5 (1')	5-21-19	850	1	S			X	X				X
S-5 - (3') HOLD		900	1				X	X				X
S-6 (1')		955	1				X	X				X
S-6 (3') HOLD		1005	1				X	X				X
F-13 (2')		1035	3			X	X	X	X	X	X	X
F-13 (19') HOLD		1120	3									
F-13		1200	8	GW		X	X	X	X			X
F-14 (2')		1325	3	S		X	X	X				X
F-14		1400	7	GW		X	X	X				X
F-12 (2')		1500	3	S		X	X	X				X

MAI clients MUST disclose any dangerous chemicals known to be present in their submitted samples in concentrations that may cause immediate harm or serious future health endangerment as a result of brief, gloved, open air, sample handling by MAI staff. Non-disclosure incurs an immediate $250 surcharge and the client is subject to full legal liability for harm suffered. Thank you for your understanding and for allowing us to work safely.

* If metals are requested for water samples and the water type (Matrix) is not specified on the chain of custody, MAI will default to metals by E200.8.

Please provide an adequate volume of sample. If the volume is not sufficient for a MS/MSD a LCS/LCSD will be prepared in its place and noted in the report.

Comments / Instructions

Relinquished By / Company Name	Date	Time	Received By / Company Name	Date	Time
[signature]	5-21-19	1700	Moises Vargas	5/21/19	1700
Moises Vargas	5-21-19	1900	Nancy Palacios	5-21-19	1900

Matrix Code: DW=Drinking Water, GW=Ground Water, WW=Waste Water, SW=Seawater, S=Soil, SL=Sludge, A=Air, WP=Wipe, O=Other

Preservative Code: 1=4°C 2=HCl 3=H_2SO_4 4=HNO_3 5=NaOH 6=ZnOAc/NaOH 7=None

Temp 1.0 °C (WET) Initials

General COC

MAI Work Order # _____

McCAMPBELL ANALYTICAL, INC.

1534 Willow Pass Rd. Pittsburg, Ca. 94565-1701
Telephone: (877) 252-9262 / Fax: (925) 252-9269
www.mccampbell.com main@mccampbell.com

CHAIN OF CUSTODY RECORD

Turn Around Time: 1 Day Rush		2 Day Rush		3 Day Rush		STD	✓	Quote #															
J-Flag / MDL		ESL	✓	Cleanup Approved		Dry Weight		Bottle Order #															
Delivery Format:		PDF	✓	GeoTracker EDF		EDD	✓	Write On (DW)		Detect Summary													

Report To:	Bill To:
Company: Farallon Consulting	
Email: rcharney@farallonconsulting.com	
Alt Email: gfisco@farallonconsulting.com	Tele:
Project Name: 1055 Commercial Ct	Project #: 2250-001
Project Location: San Jose, CA	PO #
Sampler Signature:	

SAMPLE ID Location / Field Point	Sampling Date	Sampling Time	#Containers	Matrix	Preservative	Analysis Requested: VOCs	G/MBTEX	Diesel & Motor oil	SVOCs	PCBs	OCPs	CAM17 Metals
F-12 (16') HOLD	5-21-19	1540	3	S								
F-12	↓	1550	7	GW		X	X	X				X

MAI clients MUST disclose any dangerous chemicals known to be present in their submitted samples in concentrations that may cause immediate harm or serious future health endangerment as a result of brief, gloved, open air, sample handling by MAI staff. Non-disclosure incurs an immediate $250 surcharge and the client is subject to full legal liability for harm suffered. Thank you for your understanding and for allowing us to work safely.

* If metals are requested for water samples and the water type (Matrix) is not specified on the chain of custody, MAI will default to metals by E200.8.

Please provide an adequate volume of sample. If the volume is not sufficient for a MS/MSD a LCS/LCSD will be prepared in its place and noted in the report.

Comments / Instructions

Relinquished By / Company Name	Date	Time	Received By / Company Name	Date	Time
Moises Vasquez	5-21-19	1700	Moises Vasquez	5/21/19	1700
Moises Vasquez	5/21/19	1900	Danny Patrick	5-21-19	1900

Matrix Code: DW=Drinking Water, GW=Ground Water, WW=Waste Water, SW=Seawater, S=Soil, SL=Sludge, A=Air, WP=Wipe, O=Other

Preservative Code: 1=4°C 2=HCl 3=H_2SO_4 4=HNO_3 5=NaOH 6=ZnOAc/NaOH 7=None

Temp _____ °C Initials _____

McCampbell Analytical, Inc.
"When Quality Counts"

1534 Willow Pass Road, Pittsburg, CA 94565-1701
Toll Free Telephone: (877) 252-9262 / Fax: (925) 252-9269
http://www.mccampbell.com / E-mail: main@mccampbell.com

Sample Receipt Checklist

Client Name:	**Farallon Consulting**	Date and Time Received	**5/21/2019 19:00**
Project:	**2250-001; 1055 Commercial Ct; San Jose, CA**	Date Logged:	**5/21/2019**
		Received by:	Nancy Palacios
WorkOrder №:	**1905B42** Matrix: Soil/Water	Logged by:	Nancy Palacios
Carrier:	Moises Vasquez (contract courier)		

Chain of Custody (COC) Information

Chain of custody present?	Yes	☑	No	☐		
Chain of custody signed when relinquished and received?	Yes	☑	No	☐		
Chain of custody agrees with sample labels?	Yes	☑	No	☐		
Sample IDs noted by Client on COC?	Yes	☑	No	☐		
Date and Time of collection noted by Client on COC?	Yes	☑	No	☐		
Sampler's name noted on COC?	Yes	☐	No	☑		
COC agrees with Quote?	Yes	☐	No	☐	NA	☑

Sample Receipt Information

Custody seals intact on shipping container/cooler?	Yes	☐	No	☐	NA	☑
Shipping container/cooler in good condition?	Yes	☑	No	☐		
Samples in proper containers/bottles?	Yes	☑	No	☐		
Sample containers intact?	Yes	☑	No	☐		
Sufficient sample volume for indicated test?	Yes	☑	No	☐		

Sample Preservation and Hold Time (HT) Information

All samples received within holding time?	Yes	☑	No	☐	NA	☐
Samples Received on Ice?	Yes	☑	No	☐		
(Ice Type: WET ICE)						
Sample/Temp Blank temperature	Temp: 1°C				NA	☐
Water - VOA vials have zero headspace / no bubbles?	Yes	☐	No	☐	NA	☑
Sample labels checked for correct preservation?	Yes	☑	No	☐		
pH acceptable upon receipt (Metal: <2; Nitrate 353.2/4500NO3: <2; 522: <4; 218.7: >8)?	Yes	☐	No	☐	NA	☑
UCMR Samples:						
pH tested and acceptable upon receipt (200.8: ≤2; 525.3: ≤4; 530: ≤7; 541: <3; 544: <6.5 & 7.5)?	Yes	☐	No	☐	NA	☑
Free Chlorine tested and acceptable upon receipt (<0.1mg/L)?	Yes	☐	No	☐	NA	☑

Comments:

McCampbell Analytical, Inc.

"When Quality Counts"

Analytical Report

WorkOrder: 1905C36

Report Created for: Farallon Consulting

180 Grand Avenue, Suite 900
Oakland, CA 94612

Project Contact: Ryan Charney
Project P.O.:
Project: 2250-001; 1055 Commercial Ct

Project Received: 05/22/2019

Analytical Report reviewed & approved for release on 05/31/2019 by:

Jennifer Lagerbom
Project Manager

The report shall not be reproduced except in full, without the written approval of the laboratory. The analytical results relate only to the items tested. Results reported conform to the most current NELAP standards, where applicable, unless otherwise stated in the case narrative.

1534 Willow Pass Rd. Pittsburg, CA 94565 ♦ TEL: (877) 252-9262 ♦ FAX: (925) 252-9269 ♦ www.mccampbell.com
CA ELAP 1644 ♦ NELAP 4033 ORELAP

McCampbell Analytical, Inc.
"When Quality Counts"

1534 Willow Pass Road, Pittsburg, CA 94565-1701
Toll Free Telephone: (877) 252-9262 / Fax: (925) 252-9269
http://www.mccampbell.com / E-mail: main@mccampbell.com

Glossary of Terms & Qualifier Definitions

Client: Farallon Consulting
Project: 2250-001; 1055 Commercial Ct
WorkOrder: 1905C36

Glossary Abbreviation

%D	Serial Dilution Percent Difference
95% Interval	95% Confident Interval
DF	Dilution Factor
DI WET	(DISTLC) Waste Extraction Test using DI water
DISS	Dissolved (direct analysis of 0.45 µm filtered and acidified water sample)
DLT	Dilution Test (Serial Dilution)
DUP	Duplicate
EDL	Estimated Detection Limit
ERS	External reference sample. Second source calibration verification.
ITEF	International Toxicity Equivalence Factor
LCS	Laboratory Control Sample
MB	Method Blank
MB % Rec	% Recovery of Surrogate in Method Blank, if applicable
MDL	Method Detection Limit
ML	Minimum Level of Quantitation
MS	Matrix Spike
MSD	Matrix Spike Duplicate
N/A	Not Applicable
ND	Not detected at or above the indicated MDL or RL
NR	Data Not Reported due to matrix interference or insufficient sample amount.
PDS	Post Digestion Spike
PDSD	Post Digestion Spike Duplicate
PF	Prep Factor
RD	Relative Difference
RL	Reporting Limit (The RL is the lowest calibration standard in a multipoint calibration.)
RPD	Relative Percent Deviation
RRT	Relative Retention Time
SPK Val	Spike Value
SPKRef Val	Spike Reference Value
SPLP	Synthetic Precipitation Leachate Procedure
ST	Sorbent Tube
TCLP	Toxicity Characteristic Leachate Procedure
TEQ	Toxicity Equivalents
TZA	TimeZone Net Adjustment for sample collected outside of MAI's UTC.
WET (STLC)	Waste Extraction Test (Soluble Threshold Limit Concentration)

McCampbell Analytical, Inc.
"When Quality Counts"
1534 Willow Pass Road, Pittsburg, CA 94565-1701
Toll Free Telephone: (877) 252-9262 / Fax: (925) 252-9269
http://www.mccampbell.com / E-mail: main@mccampbell.com

Glossary of Terms & Qualifier Definitions

Client: Farallon Consulting
Project: 2250-001; 1055 Commercial Ct
WorkOrder: 1905C36

Analytical Qualifiers

A	The reported value is determined using a "single point" calibration by GC-ECD as allowed by the method.
B	Analyte detected in the associated Method Blank and in the sample
J	Result is less than the RL/ML but greater than the MDL. The reported concentration is an estimated value.
P	Agreement between quantitative confirmation results exceed method recommended limits
a9	Reporting limit near, but not identical to, our standard reporting limit due to variable Encore/Solid sample weight
a19	Reporting limit near, but not identical to our standard reporting limit due to variable sample volume
b8	Sample diluted prior to digestion due to high sediment content.
d1	Weakly modified or unmodified gasoline is significant
d2	Heavier gasoline range compounds are significant (possible aged gasoline)
d7	Strongly aged gasoline or diesel range compounds are significant in the TPH(g) chromatogram
d9	No recognizable pattern
e2	Diesel range compounds are significant; no recognizable pattern
e7	Oil range compounds are significant
e8	Pattern resembles kerosene/kerosene range/jet fuel range

Quality Control Qualifiers

F1	MS/MSD recovery and/or RPD is out of acceptance criteria; LCS validates the prep batch.
F2	LCS/LCSD recovery and/or RPD/RSD is out of acceptance criteria.
F3	The surrogate standard recovery and/or RPD is outside of acceptance limits.
F16	RawVal < LQL.

McCampbell Analytical, Inc.
"When Quality Counts"

1534 Willow Pass Road, Pittsburg, CA 94565-1701
Toll Free Telephone: (877) 252-9262 / Fax: (925) 252-9269
http://www.mccampbell.com / E-mail: main@mccampbell.com

Analytical Report

Client:	Farallon Consulting	**WorkOrder:**	1905C36
Date Received:	5/22/19 19:30	**Extraction Method:**	SW3550B/3640Am/3630Cm
Date Prepared:	5/23/19	**Analytical Method:**	SW8081A/8082
Project:	2250-001; 1055 Commercial Ct	**Unit:**	mg/kg

Organochlorine Pesticides + PCBs

Client ID	Lab ID	Matrix	Date Collected	Instrument	Batch ID
F-11 (2')	1905C36-001B	Soil	05/22/2019 07:40	GC23 05281911.d	178439

Analytes	Result	Qualifiers	RL	DF	Date Analyzed
Aldrin	ND		0.00020	2	05/29/2019 17:25
a-BHC	ND		0.00020	2	05/29/2019 17:25
b-BHC	ND		0.00060	2	05/29/2019 17:25
d-BHC	ND		0.00040	2	05/29/2019 17:25
g-BHC	ND		0.00020	2	05/29/2019 17:25
Chlordane (Technical)	**0.032**	P	0.0050	2	05/29/2019 17:25
a-Chlordane	**0.0033**		0.00020	2	05/29/2019 17:25
g-Chlordane	**0.0046**		0.00020	2	05/29/2019 17:25
p,p-DDD	**0.0092**		0.00020	2	05/29/2019 17:25
p,p-DDE	**0.012**		0.00020	2	05/29/2019 17:25
p,p-DDT	**0.017**		0.00020	2	05/29/2019 17:25
Dieldrin	**0.0023**		0.00020	2	05/29/2019 17:25
Endosulfan I	ND		0.00020	2	05/29/2019 17:25
Endosulfan II	ND		0.00020	2	05/29/2019 17:25
Endosulfan sulfate	ND		0.00020	2	05/29/2019 17:25
Endrin	ND		0.00020	2	05/29/2019 17:25
Endrin aldehyde	ND		0.00020	2	05/29/2019 17:25
Endrin ketone	ND		0.00020	2	05/29/2019 17:25
Heptachlor	ND		0.00020	2	05/29/2019 17:25
Heptachlor epoxide	ND		0.00020	2	05/29/2019 17:25
Hexachlorobenzene	ND		0.0020	2	05/29/2019 17:25
Hexachlorocyclopentadiene	ND		0.0040	2	05/29/2019 17:25
Methoxychlor	ND		0.00040	2	05/29/2019 17:25
Toxaphene	ND		0.010	2	05/29/2019 17:25
Aroclor1016	ND		0.010	2	05/29/2019 17:25
Aroclor1221	ND		0.010	2	05/29/2019 17:25
Aroclor1232	ND		0.010	2	05/29/2019 17:25
Aroclor1242	ND		0.010	2	05/29/2019 17:25
Aroclor1248	ND		0.010	2	05/29/2019 17:25
Aroclor1254	**0.043**	A	0.010	2	05/29/2019 17:25
Aroclor1260	ND		0.010	2	05/29/2019 17:25
PCBs, total	**0.043**		0.010	2	05/29/2019 17:25

Surrogates	REC (%)	Limits	
Decachlorobiphenyl	82	20-145	05/29/2019 17:25

Analyst(s): LT

McCampbell Analytical, Inc.
"When Quality Counts"
1534 Willow Pass Road, Pittsburg, CA 94565-1701
Toll Free Telephone: (877) 252-9262 / Fax: (925) 252-9269
http://www.mccampbell.com / E-mail: main@mccampbell.com

Analytical Report

Client:	Farallon Consulting	**WorkOrder:**	1905C36
Date Received:	5/22/19 19:30	**Extraction Method:**	SW5035
Date Prepared:	5/22/19	**Analytical Method:**	SW8260B
Project:	2250-001; 1055 Commercial Ct	**Unit:**	mg/Kg

Volatile Organics [Encore Sampling]

Client ID	Lab ID	Matrix	Date Collected	Instrument	Batch ID
F-11 (2')	1905C36-001A	Soil	05/22/2019 07:40	GC18 05261923.D	178397

Analytes	Result	RL	DF	Date Analyzed
Acetone	ND	0.10	1	05/27/2019 11:57
tert-Amyl methyl ether (TAME)	ND	0.0052	1	05/27/2019 11:57
Benzene	ND	0.0052	1	05/27/2019 11:57
Bromobenzene	ND	0.0052	1	05/27/2019 11:57
Bromochloromethane	ND	0.0052	1	05/27/2019 11:57
Bromodichloromethane	ND	0.0010	1	05/27/2019 11:57
Bromoform	ND	0.0052	1	05/27/2019 11:57
Bromomethane	ND	0.0052	1	05/27/2019 11:57
2-Butanone (MEK)	ND	0.021	1	05/27/2019 11:57
t-Butyl alcohol (TBA)	ND	0.052	1	05/27/2019 11:57
n-Butyl benzene	ND	0.0052	1	05/27/2019 11:57
sec-Butyl benzene	ND	0.0052	1	05/27/2019 11:57
tert-Butyl benzene	ND	0.0052	1	05/27/2019 11:57
Carbon Disulfide	ND	0.0052	1	05/27/2019 11:57
Carbon Tetrachloride	ND	0.0052	1	05/27/2019 11:57
Chlorobenzene	ND	0.0052	1	05/27/2019 11:57
Chloroethane	ND	0.0052	1	05/27/2019 11:57
Chloroform	ND	0.0052	1	05/27/2019 11:57
Chloromethane	ND	0.0052	1	05/27/2019 11:57
2-Chlorotoluene	ND	0.0052	1	05/27/2019 11:57
4-Chlorotoluene	ND	0.0052	1	05/27/2019 11:57
Dibromochloromethane	ND	0.0052	1	05/27/2019 11:57
1,2-Dibromo-3-chloropropane	ND	0.00026	1	05/27/2019 11:57
1,2-Dibromoethane (EDB)	ND	0.00010	1	05/27/2019 11:57
Dibromomethane	ND	0.0052	1	05/27/2019 11:57
1,2-Dichlorobenzene	ND	0.0052	1	05/27/2019 11:57
1,3-Dichlorobenzene	ND	0.0052	1	05/27/2019 11:57
1,4-Dichlorobenzene	ND	0.0052	1	05/27/2019 11:57
Dichlorodifluoromethane	ND	0.0052	1	05/27/2019 11:57
1,1-Dichloroethane	ND	0.0052	1	05/27/2019 11:57
1,2-Dichloroethane (1,2-DCA)	ND	0.00026	1	05/27/2019 11:57
1,1-Dichloroethene	ND	0.00026	1	05/27/2019 11:57
cis-1,2-Dichloroethene	ND	0.0052	1	05/27/2019 11:57
trans-1,2-Dichloroethene	ND	0.0052	1	05/27/2019 11:57
1,2-Dichloropropane	ND	0.0052	1	05/27/2019 11:57
1,3-Dichloropropane	ND	0.0052	1	05/27/2019 11:57
2,2-Dichloropropane	ND	0.0052	1	05/27/2019 11:57

(Cont.)

McCampbell Analytical, Inc.
"When Quality Counts"

1534 Willow Pass Road, Pittsburg, CA 94565-1701
Toll Free Telephone: (877) 252-9262 / Fax: (925) 252-9269
http://www.mccampbell.com / E-mail: main@mccampbell.com

Analytical Report

Client:	Farallon Consulting	**WorkOrder:**	1905C36
Date Received:	5/22/19 19:30	**Extraction Method:**	SW5035
Date Prepared:	5/22/19	**Analytical Method:**	SW8260B
Project:	2250-001; 1055 Commercial Ct	**Unit:**	mg/Kg

Volatile Organics [Encore Sampling]

Client ID	Lab ID	Matrix	Date Collected	Instrument	Batch ID
F-11 (2')	1905C36-001A	Soil	05/22/2019 07:40	GC18 05261923.D	178397

Analytes	Result	RL	DF	Date Analyzed
1,1-Dichloropropene	ND	0.0052	1	05/27/2019 11:57
cis-1,3-Dichloropropene	ND	0.0052	1	05/27/2019 11:57
trans-1,3-Dichloropropene	ND	0.0052	1	05/27/2019 11:57
Diisopropyl ether (DIPE)	ND	0.0052	1	05/27/2019 11:57
Ethylbenzene	ND	0.0052	1	05/27/2019 11:57
Ethyl tert-butyl ether (ETBE)	ND	0.0052	1	05/27/2019 11:57
Freon 113	ND	0.0052	1	05/27/2019 11:57
Hexachlorobutadiene	ND	0.0052	1	05/27/2019 11:57
Hexachloroethane	ND	0.0052	1	05/27/2019 11:57
2-Hexanone	ND	0.0052	1	05/27/2019 11:57
Isopropylbenzene	ND	0.0052	1	05/27/2019 11:57
4-Isopropyl toluene	ND	0.0052	1	05/27/2019 11:57
Methyl-t-butyl ether (MTBE)	ND	0.0052	1	05/27/2019 11:57
Methylene chloride	ND	0.010	1	05/27/2019 11:57
4-Methyl-2-pentanone (MIBK)	ND	0.0052	1	05/27/2019 11:57
Naphthalene	**0.0065**	0.0052	1	05/27/2019 11:57
n-Propyl benzene	ND	0.0052	1	05/27/2019 11:57
Styrene	ND	0.0052	1	05/27/2019 11:57
1,1,1,2-Tetrachloroethane	ND	0.0052	1	05/27/2019 11:57
1,1,2,2-Tetrachloroethane	ND	0.00026	1	05/27/2019 11:57
Tetrachloroethene	ND	0.0010	1	05/27/2019 11:57
Toluene	ND	0.0052	1	05/27/2019 11:57
1,2,3-Trichlorobenzene	ND	0.0052	1	05/27/2019 11:57
1,2,4-Trichlorobenzene	ND	0.0052	1	05/27/2019 11:57
1,1,1-Trichloroethane	ND	0.0052	1	05/27/2019 11:57
1,1,2-Trichloroethane	ND	0.0052	1	05/27/2019 11:57
Trichloroethene	ND	0.0052	1	05/27/2019 11:57
Trichlorofluoromethane	ND	0.0052	1	05/27/2019 11:57
1,2,3-Trichloropropane	ND	0.00010	1	05/27/2019 11:57
1,2,4-Trimethylbenzene	**0.0093**	0.0052	1	05/27/2019 11:57
1,3,5-Trimethylbenzene	**0.0061**	0.0052	1	05/27/2019 11:57
Vinyl Chloride	ND	0.00026	1	05/27/2019 11:57
m,p-Xylene	**0.0068**	0.0052	1	05/27/2019 11:57
o-Xylene	ND	0.0052	1	05/27/2019 11:57
Xylenes, Total	**0.0068**	0.0052	1	05/27/2019 11:57
1,3-Dichloropropene, Total	ND	NA	1	05/27/2019 11:57

(Cont.)

McCampbell Analytical, Inc.
"When Quality Counts"

1534 Willow Pass Road, Pittsburg, CA 94565-1701
Toll Free Telephone: (877) 252-9262 / Fax: (925) 252-9269
http://www.mccampbell.com / E-mail: main@mccampbell.com

Analytical Report

Client:	Farallon Consulting	**WorkOrder:**	1905C36
Date Received:	5/22/19 19:30	**Extraction Method:**	SW5035
Date Prepared:	5/22/19	**Analytical Method:**	SW8260B
Project:	2250-001; 1055 Commercial Ct	**Unit:**	mg/Kg

Volatile Organics [Encore Sampling]

Client ID	Lab ID	Matrix	Date Collected	Instrument	Batch ID
F-11 (2')	1905C36-001A	Soil	05/22/2019 07:40	GC18 05261923.D	178397

Analytes	Result	RL	DF	Date Analyzed
Surrogates	**REC (%)**	**Limits**		
Dibromofluoromethane	84	71-151		05/27/2019 11:57
Toluene-d8	104	90-150		05/27/2019 11:57
4-BFB	88	83-143		05/27/2019 11:57
Benzene-d6	102	71-118		05/27/2019 11:57
Ethylbenzene-d10	107	79-125		05/27/2019 11:57
1,2-DCB-d4	77	57-112		05/27/2019 11:57

Analyst(s): KF Analytical Comments: a9

(Cont.)

McCampbell Analytical, Inc.
"When Quality Counts"

1534 Willow Pass Road, Pittsburg, CA 94565-1701
Toll Free Telephone: (877) 252-9262 / Fax: (925) 252-9269
http://www.mccampbell.com / E-mail: main@mccampbell.com

Analytical Report

Client:	Farallon Consulting	**WorkOrder:**	1905C36
Date Received:	5/22/19 19:30	**Extraction Method:**	SW5035
Date Prepared:	5/22/19	**Analytical Method:**	SW8260B
Project:	2250-001; 1055 Commercial Ct	**Unit:**	mg/Kg

Volatile Organics [Encore Sampling]

Client ID	Lab ID	Matrix	Date Collected	Instrument	Batch ID
F-15 (2')	1905C36-004A	Soil	05/22/2019 09:40	GC18 05261924.D	178397

Analytes	Result	RL	DF	Date Analyzed
Acetone	ND	0.10	1	05/27/2019 12:37
tert-Amyl methyl ether (TAME)	ND	0.0050	1	05/27/2019 12:37
Benzene	ND	0.0050	1	05/27/2019 12:37
Bromobenzene	ND	0.0050	1	05/27/2019 12:37
Bromochloromethane	ND	0.0050	1	05/27/2019 12:37
Bromodichloromethane	ND	0.0010	1	05/27/2019 12:37
Bromoform	ND	0.0050	1	05/27/2019 12:37
Bromomethane	ND	0.0050	1	05/27/2019 12:37
2-Butanone (MEK)	ND	0.020	1	05/27/2019 12:37
t-Butyl alcohol (TBA)	ND	0.050	1	05/27/2019 12:37
n-Butyl benzene	ND	0.0050	1	05/27/2019 12:37
sec-Butyl benzene	ND	0.0050	1	05/27/2019 12:37
tert-Butyl benzene	ND	0.0050	1	05/27/2019 12:37
Carbon Disulfide	ND	0.0050	1	05/27/2019 12:37
Carbon Tetrachloride	ND	0.0050	1	05/27/2019 12:37
Chlorobenzene	ND	0.0050	1	05/27/2019 12:37
Chloroethane	ND	0.0050	1	05/27/2019 12:37
Chloroform	ND	0.0050	1	05/27/2019 12:37
Chloromethane	ND	0.0050	1	05/27/2019 12:37
2-Chlorotoluene	ND	0.0050	1	05/27/2019 12:37
4-Chlorotoluene	ND	0.0050	1	05/27/2019 12:37
Dibromochloromethane	ND	0.0050	1	05/27/2019 12:37
1,2-Dibromo-3-chloropropane	ND	0.00025	1	05/27/2019 12:37
1,2-Dibromoethane (EDB)	ND	0.00010	1	05/27/2019 12:37
Dibromomethane	ND	0.0050	1	05/27/2019 12:37
1,2-Dichlorobenzene	ND	0.0050	1	05/27/2019 12:37
1,3-Dichlorobenzene	ND	0.0050	1	05/27/2019 12:37
1,4-Dichlorobenzene	ND	0.0050	1	05/27/2019 12:37
Dichlorodifluoromethane	ND	0.0050	1	05/27/2019 12:37
1,1-Dichloroethane	ND	0.0050	1	05/27/2019 12:37
1,2-Dichloroethane (1,2-DCA)	ND	0.00025	1	05/27/2019 12:37
1,1-Dichloroethene	ND	0.00025	1	05/27/2019 12:37
cis-1,2-Dichloroethene	ND	0.0050	1	05/27/2019 12:37
trans-1,2-Dichloroethene	ND	0.0050	1	05/27/2019 12:37
1,2-Dichloropropane	ND	0.0050	1	05/27/2019 12:37
1,3-Dichloropropane	ND	0.0050	1	05/27/2019 12:37
2,2-Dichloropropane	ND	0.0050	1	05/27/2019 12:37

(Cont.)

McCampbell Analytical, Inc.
"When Quality Counts"

1534 Willow Pass Road, Pittsburg, CA 94565-1701
Toll Free Telephone: (877) 252-9262 / Fax: (925) 252-9269
http://www.mccampbell.com / E-mail: main@mccampbell.com

Analytical Report

Client:	Farallon Consulting	**WorkOrder:**	1905C36
Date Received:	5/22/19 19:30	**Extraction Method:**	SW5035
Date Prepared:	5/22/19	**Analytical Method:**	SW8260B
Project:	2250-001; 1055 Commercial Ct	**Unit:**	mg/Kg

Volatile Organics [Encore Sampling]

Client ID	Lab ID	Matrix	Date Collected	Instrument	Batch ID
F-15 (2')	1905C36-004A	Soil	05/22/2019 09:40	GC18 05261924.D	178397

Analytes	Result	RL	DF	Date Analyzed
1,1-Dichloropropene	ND	0.0050	1	05/27/2019 12:37
cis-1,3-Dichloropropene	ND	0.0050	1	05/27/2019 12:37
trans-1,3-Dichloropropene	ND	0.0050	1	05/27/2019 12:37
Diisopropyl ether (DIPE)	ND	0.0050	1	05/27/2019 12:37
Ethylbenzene	ND	0.0050	1	05/27/2019 12:37
Ethyl tert-butyl ether (ETBE)	ND	0.0050	1	05/27/2019 12:37
Freon 113	ND	0.0050	1	05/27/2019 12:37
Hexachlorobutadiene	ND	0.0050	1	05/27/2019 12:37
Hexachloroethane	ND	0.0050	1	05/27/2019 12:37
2-Hexanone	ND	0.0050	1	05/27/2019 12:37
Isopropylbenzene	ND	0.0050	1	05/27/2019 12:37
4-Isopropyl toluene	ND	0.0050	1	05/27/2019 12:37
Methyl-t-butyl ether (MTBE)	ND	0.0050	1	05/27/2019 12:37
Methylene chloride	ND	0.010	1	05/27/2019 12:37
4-Methyl-2-pentanone (MIBK)	ND	0.0050	1	05/27/2019 12:37
Naphthalene	ND	0.0050	1	05/27/2019 12:37
n-Propyl benzene	ND	0.0050	1	05/27/2019 12:37
Styrene	ND	0.0050	1	05/27/2019 12:37
1,1,1,2-Tetrachloroethane	ND	0.0050	1	05/27/2019 12:37
1,1,2,2-Tetrachloroethane	ND	0.00025	1	05/27/2019 12:37
Tetrachloroethene	ND	0.0010	1	05/27/2019 12:37
Toluene	**0.0055**	0.0050	1	05/27/2019 12:37
1,2,3-Trichlorobenzene	ND	0.0050	1	05/27/2019 12:37
1,2,4-Trichlorobenzene	ND	0.0050	1	05/27/2019 12:37
1,1,1-Trichloroethane	ND	0.0050	1	05/27/2019 12:37
1,1,2-Trichloroethane	ND	0.0050	1	05/27/2019 12:37
Trichloroethene	ND	0.0050	1	05/27/2019 12:37
Trichlorofluoromethane	ND	0.0050	1	05/27/2019 12:37
1,2,3-Trichloropropane	ND	0.00010	1	05/27/2019 12:37
1,2,4-Trimethylbenzene	**0.012**	0.0050	1	05/27/2019 12:37
1,3,5-Trimethylbenzene	ND	0.0050	1	05/27/2019 12:37
Vinyl Chloride	ND	0.00025	1	05/27/2019 12:37
m,p-Xylene	**0.015**	0.0050	1	05/27/2019 12:37
o-Xylene	ND	0.0050	1	05/27/2019 12:37
Xylenes, Total	**0.015**	0.0050	1	05/27/2019 12:37
1,3-Dichloropropene, Total	ND	NA	1	05/27/2019 12:37

(Cont.)

McCampbell Analytical, Inc.
"When Quality Counts"

1534 Willow Pass Road, Pittsburg, CA 94565-1701
Toll Free Telephone: (877) 252-9262 / Fax: (925) 252-9269
http://www.mccampbell.com / E-mail: main@mccampbell.com

Analytical Report

Client:	Farallon Consulting	**WorkOrder:**	1905C36
Date Received:	5/22/19 19:30	**Extraction Method:**	SW5035
Date Prepared:	5/22/19	**Analytical Method:**	SW8260B
Project:	2250-001; 1055 Commercial Ct	**Unit:**	mg/Kg

Volatile Organics [Encore Sampling]

Client ID	Lab ID	Matrix	Date Collected	Instrument	Batch ID
F-15 (2')	1905C36-004A	Soil	05/22/2019 09:40	GC18 05261924.D	178397

Analytes	Result	RL	DF	Date Analyzed
Surrogates	**REC (%)**	**Limits**		
Dibromofluoromethane	88	71-151		05/27/2019 12:37
Toluene-d8	105	90-150		05/27/2019 12:37
4-BFB	89	83-143		05/27/2019 12:37
Benzene-d6	102	71-118		05/27/2019 12:37
Ethylbenzene-d10	103	79-125		05/27/2019 12:37
1,2-DCB-d4	72	57-112		05/27/2019 12:37

Analyst(s): KF Analytical Comments: a9

(Cont.)

McCampbell Analytical, Inc.
"When Quality Counts"

1534 Willow Pass Road, Pittsburg, CA 94565-1701
Toll Free Telephone: (877) 252-9262 / Fax: (925) 252-9269
http://www.mccampbell.com / E-mail: main@mccampbell.com

Analytical Report

Client:	Farallon Consulting	**WorkOrder:**	1905C36
Date Received:	5/22/19 19:30	**Extraction Method:**	SW5035
Date Prepared:	5/22/19	**Analytical Method:**	SW8260B
Project:	2250-001; 1055 Commercial Ct	**Unit:**	mg/Kg

Volatile Organics [Encore Sampling]

Client ID	Lab ID	Matrix	Date Collected	Instrument	Batch ID
F-16 (2')	1905C36-011A	Soil	05/22/2019 12:20	GC38 05281915.D	178397

Analytes	Result	RL	DF	Date Analyzed
Acetone	ND	0.42	4	05/28/2019 15:39
tert-Amyl methyl ether (TAME)	ND	0.021	4	05/28/2019 15:39
Benzene	ND	0.021	4	05/28/2019 15:39
Bromobenzene	ND	0.021	4	05/28/2019 15:39
Bromochloromethane	ND	0.021	4	05/28/2019 15:39
Bromodichloromethane	ND	0.0042	4	05/28/2019 15:39
Bromoform	ND	0.021	4	05/28/2019 15:39
Bromomethane	ND	0.021	4	05/28/2019 15:39
2-Butanone (MEK)	ND	0.085	4	05/28/2019 15:39
t-Butyl alcohol (TBA)	ND	0.21	4	05/28/2019 15:39
n-Butyl benzene	**0.11**	0.021	4	05/28/2019 15:39
sec-Butyl benzene	**0.039**	0.021	4	05/28/2019 15:39
tert-Butyl benzene	ND	0.021	4	05/28/2019 15:39
Carbon Disulfide	ND	0.021	4	05/28/2019 15:39
Carbon Tetrachloride	ND	0.021	4	05/28/2019 15:39
Chlorobenzene	ND	0.021	4	05/28/2019 15:39
Chloroethane	ND	0.021	4	05/28/2019 15:39
Chloroform	ND	0.021	4	05/28/2019 15:39
Chloromethane	ND	0.021	4	05/28/2019 15:39
2-Chlorotoluene	ND	0.021	4	05/28/2019 15:39
4-Chlorotoluene	ND	0.021	4	05/28/2019 15:39
Dibromochloromethane	ND	0.021	4	05/28/2019 15:39
1,2-Dibromo-3-chloropropane	ND	0.0011	4	05/28/2019 15:39
1,2-Dibromoethane (EDB)	ND	0.00042	4	05/28/2019 15:39
Dibromomethane	ND	0.021	4	05/28/2019 15:39
1,2-Dichlorobenzene	ND	0.021	4	05/28/2019 15:39
1,3-Dichlorobenzene	ND	0.021	4	05/28/2019 15:39
1,4-Dichlorobenzene	ND	0.021	4	05/28/2019 15:39
Dichlorodifluoromethane	ND	0.021	4	05/28/2019 15:39
1,1-Dichloroethane	ND	0.021	4	05/28/2019 15:39
1,2-Dichloroethane (1,2-DCA)	ND	0.0011	4	05/28/2019 15:39
1,1-Dichloroethene	ND	0.0011	4	05/28/2019 15:39
cis-1,2-Dichloroethene	ND	0.021	4	05/28/2019 15:39
trans-1,2-Dichloroethene	ND	0.021	4	05/28/2019 15:39
1,2-Dichloropropane	ND	0.021	4	05/28/2019 15:39
1,3-Dichloropropane	ND	0.021	4	05/28/2019 15:39
2,2-Dichloropropane	ND	0.021	4	05/28/2019 15:39

(Cont.)

McCampbell Analytical, Inc.
"When Quality Counts"

1534 Willow Pass Road, Pittsburg, CA 94565-1701
Toll Free Telephone: (877) 252-9262 / Fax: (925) 252-9269
http://www.mccampbell.com / E-mail: main@mccampbell.com

Analytical Report

Client:	Farallon Consulting	**WorkOrder:**	1905C36
Date Received:	5/22/19 19:30	**Extraction Method:**	SW5035
Date Prepared:	5/22/19	**Analytical Method:**	SW8260B
Project:	2250-001; 1055 Commercial Ct	**Unit:**	mg/Kg

Volatile Organics [Encore Sampling]

Client ID	Lab ID	Matrix	Date Collected	Instrument	Batch ID
F-16 (2')	1905C36-011A	Soil	05/22/2019 12:20	GC38 05281915.D	178397

Analytes	Result	RL	DF	Date Analyzed
1,1-Dichloropropene	ND	0.021	4	05/28/2019 15:39
cis-1,3-Dichloropropene	ND	0.021	4	05/28/2019 15:39
trans-1,3-Dichloropropene	ND	0.021	4	05/28/2019 15:39
Diisopropyl ether (DIPE)	ND	0.021	4	05/28/2019 15:39
Ethylbenzene	**0.053**	0.021	4	05/28/2019 15:39
Ethyl tert-butyl ether (ETBE)	ND	0.021	4	05/28/2019 15:39
Freon 113	ND	0.021	4	05/28/2019 15:39
Hexachlorobutadiene	ND	0.021	4	05/28/2019 15:39
Hexachloroethane	ND	0.021	4	05/28/2019 15:39
2-Hexanone	ND	0.021	4	05/28/2019 15:39
Isopropylbenzene	**0.024**	0.021	4	05/28/2019 15:39
4-Isopropyl toluene	**0.047**	0.021	4	05/28/2019 15:39
Methyl-t-butyl ether (MTBE)	ND	0.021	4	05/28/2019 15:39
Methylene chloride	ND	0.042	4	05/28/2019 15:39
4-Methyl-2-pentanone (MIBK)	ND	0.021	4	05/28/2019 15:39
Naphthalene	**0.087**	0.021	4	05/28/2019 15:39
n-Propyl benzene	**0.13**	0.021	4	05/28/2019 15:39
Styrene	ND	0.021	4	05/28/2019 15:39
1,1,1,2-Tetrachloroethane	ND	0.021	4	05/28/2019 15:39
1,1,2,2-Tetrachloroethane	ND	0.0011	4	05/28/2019 15:39
Tetrachloroethene	ND	0.0042	4	05/28/2019 15:39
Toluene	**0.058**	0.021	4	05/28/2019 15:39
1,2,3-Trichlorobenzene	ND	0.021	4	05/28/2019 15:39
1,2,4-Trichlorobenzene	ND	0.021	4	05/28/2019 15:39
1,1,1-Trichloroethane	ND	0.021	4	05/28/2019 15:39
1,1,2-Trichloroethane	ND	0.021	4	05/28/2019 15:39
Trichloroethene	ND	0.021	4	05/28/2019 15:39
Trichlorofluoromethane	ND	0.021	4	05/28/2019 15:39
1,2,3-Trichloropropane	ND	0.00021	4	05/28/2019 15:39
1,2,4-Trimethylbenzene	**0.36**	0.021	4	05/28/2019 15:39
1,3,5-Trimethylbenzene	**0.52**	0.021	4	05/28/2019 15:39
Vinyl Chloride	ND	0.0011	4	05/28/2019 15:39
m,p-Xylene	**0.16**	0.021	4	05/28/2019 15:39
o-Xylene	**0.10**	0.021	4	05/28/2019 15:39
Xylenes, Total	**0.26**	0.021	4	05/28/2019 15:39
1,3-Dichloropropene, Total	ND	NA	4	05/28/2019 15:39

(Cont.)

McCampbell Analytical, Inc.
"When Quality Counts"

1534 Willow Pass Road, Pittsburg, CA 94565-1701
Toll Free Telephone: (877) 252-9262 / Fax: (925) 252-9269
http://www.mccampbell.com / E-mail: main@mccampbell.com

Analytical Report

Client:	Farallon Consulting	**WorkOrder:**	1905C36
Date Received:	5/22/19 19:30	**Extraction Method:**	SW5035
Date Prepared:	5/22/19	**Analytical Method:**	SW8260B
Project:	2250-001; 1055 Commercial Ct	**Unit:**	mg/Kg

Volatile Organics [Encore Sampling]

Client ID	Lab ID	Matrix	Date Collected	Instrument	Batch ID
F-16 (2')	1905C36-011A	Soil	05/22/2019 12:20	GC38 05281915.D	178397

Analytes	Result	RL	DF	Date Analyzed
Surrogates	**REC (%)**	**Limits**		
Dibromofluoromethane	95	71-151		05/28/2019 15:39
Toluene-d8	95	90-150		05/28/2019 15:39
4-BFB	94	83-143		05/28/2019 15:39
Benzene-d6	98	71-118		05/28/2019 15:39
Ethylbenzene-d10	79	79-125		05/28/2019 15:39
1,2-DCB-d4	67	57-112		05/28/2019 15:39

Analyst(s): AK Analytical Comments: a9

(Cont.)

McCampbell Analytical, Inc.
"When Quality Counts"

1534 Willow Pass Road, Pittsburg, CA 94565-1701
Toll Free Telephone: (877) 252-9262 / Fax: (925) 252-9269
http://www.mccampbell.com / E-mail: main@mccampbell.com

Analytical Report

Client:	Farallon Consulting	**WorkOrder:**	1905C36
Date Received:	5/22/19 19:30	**Extraction Method:**	SW5035
Date Prepared:	5/22/19	**Analytical Method:**	SW8260B
Project:	2250-001; 1055 Commercial Ct	**Unit:**	mg/Kg

Volatile Organics [Encore Sampling]

Client ID	Lab ID	Matrix	Date Collected	Instrument	Batch ID
F-17 (2')	1905C36-015A	Soil	05/22/2019 14:15	GC18 05261926.D	178397

Analytes	Result	RL	DF	Date Analyzed
Acetone	ND	0.10	1	05/27/2019 13:55
tert-Amyl methyl ether (TAME)	ND	0.0051	1	05/27/2019 13:55
Benzene	ND	0.0051	1	05/27/2019 13:55
Bromobenzene	ND	0.0051	1	05/27/2019 13:55
Bromochloromethane	ND	0.0051	1	05/27/2019 13:55
Bromodichloromethane	ND	0.0010	1	05/27/2019 13:55
Bromoform	ND	0.0051	1	05/27/2019 13:55
Bromomethane	ND	0.0051	1	05/27/2019 13:55
2-Butanone (MEK)	ND	0.020	1	05/27/2019 13:55
t-Butyl alcohol (TBA)	ND	0.051	1	05/27/2019 13:55
n-Butyl benzene	**0.015**	0.0051	1	05/27/2019 13:55
sec-Butyl benzene	ND	0.0051	1	05/27/2019 13:55
tert-Butyl benzene	ND	0.0051	1	05/27/2019 13:55
Carbon Disulfide	ND	0.0051	1	05/27/2019 13:55
Carbon Tetrachloride	ND	0.0051	1	05/27/2019 13:55
Chlorobenzene	ND	0.0051	1	05/27/2019 13:55
Chloroethane	ND	0.0051	1	05/27/2019 13:55
Chloroform	ND	0.0051	1	05/27/2019 13:55
Chloromethane	ND	0.0051	1	05/27/2019 13:55
2-Chlorotoluene	ND	0.0051	1	05/27/2019 13:55
4-Chlorotoluene	ND	0.0051	1	05/27/2019 13:55
Dibromochloromethane	ND	0.0051	1	05/27/2019 13:55
1,2-Dibromo-3-chloropropane	ND	0.00025	1	05/27/2019 13:55
1,2-Dibromoethane (EDB)	ND	0.00010	1	05/27/2019 13:55
Dibromomethane	ND	0.0051	1	05/27/2019 13:55
1,2-Dichlorobenzene	ND	0.0051	1	05/27/2019 13:55
1,3-Dichlorobenzene	ND	0.0051	1	05/27/2019 13:55
1,4-Dichlorobenzene	ND	0.0051	1	05/27/2019 13:55
Dichlorodifluoromethane	ND	0.0051	1	05/27/2019 13:55
1,1-Dichloroethane	ND	0.0051	1	05/27/2019 13:55
1,2-Dichloroethane (1,2-DCA)	ND	0.00025	1	05/27/2019 13:55
1,1-Dichloroethene	ND	0.00025	1	05/27/2019 13:55
cis-1,2-Dichloroethene	ND	0.0051	1	05/27/2019 13:55
trans-1,2-Dichloroethene	ND	0.0051	1	05/27/2019 13:55
1,2-Dichloropropane	ND	0.0051	1	05/27/2019 13:55
1,3-Dichloropropane	ND	0.0051	1	05/27/2019 13:55
2,2-Dichloropropane	ND	0.0051	1	05/27/2019 13:55

(Cont.)

McCampbell Analytical, Inc.
"When Quality Counts"

1534 Willow Pass Road, Pittsburg, CA 94565-1701
Toll Free Telephone: (877) 252-9262 / Fax: (925) 252-9269
http://www.mccampbell.com / E-mail: main@mccampbell.com

Analytical Report

Client:	Farallon Consulting	**WorkOrder:**	1905C36
Date Received:	5/22/19 19:30	**Extraction Method:**	SW5035
Date Prepared:	5/22/19	**Analytical Method:**	SW8260B
Project:	2250-001; 1055 Commercial Ct	**Unit:**	mg/Kg

Volatile Organics [Encore Sampling]

Client ID	Lab ID	Matrix	Date Collected	Instrument	Batch ID
F-17 (2')	1905C36-015A	Soil	05/22/2019 14:15	GC18 05261926.D	178397

Analytes	Result	RL	DF	Date Analyzed
1,1-Dichloropropene	ND	0.0051	1	05/27/2019 13:55
cis-1,3-Dichloropropene	ND	0.0051	1	05/27/2019 13:55
trans-1,3-Dichloropropene	ND	0.0051	1	05/27/2019 13:55
Diisopropyl ether (DIPE)	ND	0.0051	1	05/27/2019 13:55
Ethylbenzene	**0.025**	0.0051	1	05/27/2019 13:55
Ethyl tert-butyl ether (ETBE)	ND	0.0051	1	05/27/2019 13:55
Freon 113	ND	0.0051	1	05/27/2019 13:55
Hexachlorobutadiene	ND	0.0051	1	05/27/2019 13:55
Hexachloroethane	ND	0.0051	1	05/27/2019 13:55
2-Hexanone	ND	0.0051	1	05/27/2019 13:55
Isopropylbenzene	**0.0063**	0.0051	1	05/27/2019 13:55
4-Isopropyl toluene	**0.0058**	0.0051	1	05/27/2019 13:55
Methyl-t-butyl ether (MTBE)	**0.0087**	0.0051	1	05/27/2019 13:55
Methylene chloride	ND	0.010	1	05/27/2019 13:55
4-Methyl-2-pentanone (MIBK)	ND	0.0051	1	05/27/2019 13:55
Naphthalene	**0.023**	0.0051	1	05/27/2019 13:55
n-Propyl benzene	**0.019**	0.0051	1	05/27/2019 13:55
Styrene	ND	0.0051	1	05/27/2019 13:55
1,1,1,2-Tetrachloroethane	ND	0.0051	1	05/27/2019 13:55
1,1,2,2-Tetrachloroethane	ND	0.00025	1	05/27/2019 13:55
Tetrachloroethene	ND	0.0010	1	05/27/2019 13:55
Toluene	**0.038**	0.0051	1	05/27/2019 13:55
1,2,3-Trichlorobenzene	ND	0.0051	1	05/27/2019 13:55
1,2,4-Trichlorobenzene	ND	0.0051	1	05/27/2019 13:55
1,1,1-Trichloroethane	ND	0.0051	1	05/27/2019 13:55
1,1,2-Trichloroethane	ND	0.0051	1	05/27/2019 13:55
Trichloroethene	ND	0.0051	1	05/27/2019 13:55
Trichlorofluoromethane	ND	0.0051	1	05/27/2019 13:55
1,2,3-Trichloropropane	ND	0.00010	1	05/27/2019 13:55
1,2,4-Trimethylbenzene	**0.12**	0.0051	1	05/27/2019 13:55
1,3,5-Trimethylbenzene	**0.045**	0.0051	1	05/27/2019 13:55
Vinyl Chloride	ND	0.00025	1	05/27/2019 13:55
m,p-Xylene	**0.11**	0.0051	1	05/27/2019 13:55
o-Xylene	**0.040**	0.0051	1	05/27/2019 13:55
Xylenes, Total	**0.15**	0.0051	1	05/27/2019 13:55
1,3-Dichloropropene, Total	ND	NA	1	05/27/2019 13:55

(Cont.)

McCampbell Analytical, Inc.
"When Quality Counts"

1534 Willow Pass Road, Pittsburg, CA 94565-1701
Toll Free Telephone: (877) 252-9262 / Fax: (925) 252-9269
http://www.mccampbell.com / E-mail: main@mccampbell.com

Analytical Report

Client:	Farallon Consulting	**WorkOrder:**	1905C36
Date Received:	5/22/19 19:30	**Extraction Method:**	SW5035
Date Prepared:	5/22/19	**Analytical Method:**	SW8260B
Project:	2250-001; 1055 Commercial Ct	**Unit:**	mg/Kg

Volatile Organics [Encore Sampling]

Client ID	Lab ID	Matrix	Date Collected	Instrument	Batch ID
F-17 (2')	1905C36-015A	Soil	05/22/2019 14:15	GC18 05261926.D	178397

Analytes	Result	RL	DF	Date Analyzed
Surrogates	**REC (%)**	**Limits**		
Dibromofluoromethane	86	71-151		05/27/2019 13:55
Toluene-d8	108	90-150		05/27/2019 13:55
4-BFB	93	83-143		05/27/2019 13:55
Benzene-d6	98	71-118		05/27/2019 13:55
Ethylbenzene-d10	97	79-125		05/27/2019 13:55
1,2-DCB-d4	66	57-112		05/27/2019 13:55

Analyst(s): KF Analytical Comments: a9

(Cont.)

McCampbell Analytical, Inc.
"When Quality Counts"

1534 Willow Pass Road, Pittsburg, CA 94565-1701
Toll Free Telephone: (877) 252-9262 / Fax: (925) 252-9269
http://www.mccampbell.com / E-mail: main@mccampbell.com

Analytical Report

Client:	Farallon Consulting	**WorkOrder:**	1905C36
Date Received:	5/22/19 19:30	**Extraction Method:**	SW5035
Date Prepared:	5/22/19	**Analytical Method:**	SW8260B
Project:	2250-001; 1055 Commercial Ct	**Unit:**	mg/Kg

Volatile Organics [Encore Sampling]

Client ID	Lab ID	Matrix	Date Collected	Instrument	Batch ID
F-10 (2')	1905C36-017A	Soil	05/22/2019 15:50	GC18 05261927.D	178397

Analytes	Result	RL	DF	Date Analyzed
Acetone	ND	0.099	1	05/27/2019 14:34
tert-Amyl methyl ether (TAME)	ND	0.0049	1	05/27/2019 14:34
Benzene	ND	0.0049	1	05/27/2019 14:34
Bromobenzene	ND	0.0049	1	05/27/2019 14:34
Bromochloromethane	ND	0.0049	1	05/27/2019 14:34
Bromodichloromethane	ND	0.00099	1	05/27/2019 14:34
Bromoform	ND	0.0049	1	05/27/2019 14:34
Bromomethane	ND	0.0049	1	05/27/2019 14:34
2-Butanone (MEK)	ND	0.020	1	05/27/2019 14:34
t-Butyl alcohol (TBA)	ND	0.049	1	05/27/2019 14:34
n-Butyl benzene	**0.021**	0.0049	1	05/27/2019 14:34
sec-Butyl benzene	ND	0.0049	1	05/27/2019 14:34
tert-Butyl benzene	ND	0.0049	1	05/27/2019 14:34
Carbon Disulfide	ND	0.0049	1	05/27/2019 14:34
Carbon Tetrachloride	ND	0.0049	1	05/27/2019 14:34
Chlorobenzene	ND	0.0049	1	05/27/2019 14:34
Chloroethane	ND	0.0049	1	05/27/2019 14:34
Chloroform	ND	0.0049	1	05/27/2019 14:34
Chloromethane	ND	0.0049	1	05/27/2019 14:34
2-Chlorotoluene	ND	0.0049	1	05/27/2019 14:34
4-Chlorotoluene	ND	0.0049	1	05/27/2019 14:34
Dibromochloromethane	ND	0.0049	1	05/27/2019 14:34
1,2-Dibromo-3-chloropropane	ND	0.00025	1	05/27/2019 14:34
1,2-Dibromoethane (EDB)	ND	0.000099	1	05/27/2019 14:34
Dibromomethane	ND	0.0049	1	05/27/2019 14:34
1,2-Dichlorobenzene	ND	0.0049	1	05/27/2019 14:34
1,3-Dichlorobenzene	ND	0.0049	1	05/27/2019 14:34
1,4-Dichlorobenzene	ND	0.0049	1	05/27/2019 14:34
Dichlorodifluoromethane	ND	0.0049	1	05/27/2019 14:34
1,1-Dichloroethane	ND	0.0049	1	05/27/2019 14:34
1,2-Dichloroethane (1,2-DCA)	ND	0.00025	1	05/27/2019 14:34
1,1-Dichloroethene	ND	0.00025	1	05/27/2019 14:34
cis-1,2-Dichloroethene	ND	0.0049	1	05/27/2019 14:34
trans-1,2-Dichloroethene	ND	0.0049	1	05/27/2019 14:34
1,2-Dichloropropane	ND	0.0049	1	05/27/2019 14:34
1,3-Dichloropropane	ND	0.0049	1	05/27/2019 14:34
2,2-Dichloropropane	ND	0.0049	1	05/27/2019 14:34

(Cont.)

McCampbell Analytical, Inc.
"When Quality Counts"

1534 Willow Pass Road, Pittsburg, CA 94565-1701
Toll Free Telephone: (877) 252-9262 / Fax: (925) 252-9269
http://www.mccampbell.com / E-mail: main@mccampbell.com

Analytical Report

Client:	Farallon Consulting	**WorkOrder:**	1905C36
Date Received:	5/22/19 19:30	**Extraction Method:**	SW5035
Date Prepared:	5/22/19	**Analytical Method:**	SW8260B
Project:	2250-001; 1055 Commercial Ct	**Unit:**	mg/Kg

Volatile Organics [Encore Sampling]

Client ID	Lab ID	Matrix	Date Collected	Instrument	Batch ID
F-10 (2')	1905C36-017A	Soil	05/22/2019 15:50	GC18 05261927.D	178397

Analytes	Result	RL	DF	Date Analyzed
1,1-Dichloropropene	ND	0.0049	1	05/27/2019 14:34
cis-1,3-Dichloropropene	ND	0.0049	1	05/27/2019 14:34
trans-1,3-Dichloropropene	ND	0.0049	1	05/27/2019 14:34
Diisopropyl ether (DIPE)	ND	0.0049	1	05/27/2019 14:34
Ethylbenzene	**0.0053**	0.0049	1	05/27/2019 14:34
Ethyl tert-butyl ether (ETBE)	ND	0.0049	1	05/27/2019 14:34
Freon 113	ND	0.0049	1	05/27/2019 14:34
Hexachlorobutadiene	ND	0.0049	1	05/27/2019 14:34
Hexachloroethane	ND	0.0049	1	05/27/2019 14:34
2-Hexanone	ND	0.0049	1	05/27/2019 14:34
Isopropylbenzene	ND	0.0049	1	05/27/2019 14:34
4-Isopropyl toluene	**0.0083**	0.0049	1	05/27/2019 14:34
Methyl-t-butyl ether (MTBE)	ND	0.0049	1	05/27/2019 14:34
Methylene chloride	ND	0.0099	1	05/27/2019 14:34
4-Methyl-2-pentanone (MIBK)	ND	0.0049	1	05/27/2019 14:34
Naphthalene	**0.025**	0.0049	1	05/27/2019 14:34
n-Propyl benzene	ND	0.0049	1	05/27/2019 14:34
Styrene	ND	0.0049	1	05/27/2019 14:34
1,1,1,2-Tetrachloroethane	ND	0.0049	1	05/27/2019 14:34
1,1,2,2-Tetrachloroethane	ND	0.00025	1	05/27/2019 14:34
Tetrachloroethene	ND	0.00099	1	05/27/2019 14:34
Toluene	**0.010**	0.0049	1	05/27/2019 14:34
1,2,3-Trichlorobenzene	ND	0.0049	1	05/27/2019 14:34
1,2,4-Trichlorobenzene	ND	0.0049	1	05/27/2019 14:34
1,1,1-Trichloroethane	ND	0.0049	1	05/27/2019 14:34
1,1,2-Trichloroethane	ND	0.0049	1	05/27/2019 14:34
Trichloroethene	ND	0.0049	1	05/27/2019 14:34
Trichlorofluoromethane	ND	0.0049	1	05/27/2019 14:34
1,2,3-Trichloropropane	ND	0.000099	1	05/27/2019 14:34
1,2,4-Trimethylbenzene	**0.032**	0.0049	1	05/27/2019 14:34
1,3,5-Trimethylbenzene	**0.063**	0.0049	1	05/27/2019 14:34
Vinyl Chloride	ND	0.00025	1	05/27/2019 14:34
m,p-Xylene	**0.023**	0.0049	1	05/27/2019 14:34
o-Xylene	**0.0099**	0.0049	1	05/27/2019 14:34
Xylenes, Total	**0.033**	0.0049	1	05/27/2019 14:34
1,3-Dichloropropene, Total	ND	NA	1	05/27/2019 14:34

(Cont.)

McCampbell Analytical, Inc.
"When Quality Counts"

1534 Willow Pass Road, Pittsburg, CA 94565-1701
Toll Free Telephone: (877) 252-9262 / Fax: (925) 252-9269
http://www.mccampbell.com / E-mail: main@mccampbell.com

Analytical Report

Client:	Farallon Consulting	**WorkOrder:**	1905C36
Date Received:	5/22/19 19:30	**Extraction Method:**	SW5035
Date Prepared:	5/22/19	**Analytical Method:**	SW8260B
Project:	2250-001; 1055 Commercial Ct	**Unit:**	mg/Kg

Volatile Organics [Encore Sampling]

Client ID	Lab ID	Matrix	Date Collected	Instrument	Batch ID
F-10 (2')	1905C36-017A	Soil	05/22/2019 15:50	GC18 05261927.D	178397

Analytes	Result	RL	DF	Date Analyzed
Surrogates	**REC (%)**	**Limits**		
Dibromofluoromethane	88	71-151		05/27/2019 14:34
Toluene-d8	106	90-150		05/27/2019 14:34
4-BFB	96	83-143		05/27/2019 14:34
Benzene-d6	99	71-118		05/27/2019 14:34
Ethylbenzene-d10	96	79-125		05/27/2019 14:34
1,2-DCB-d4	70	57-112		05/27/2019 14:34

Analyst(s): KF Analytical Comments: a9

McCampbell Analytical, Inc.
"When Quality Counts"

1534 Willow Pass Road, Pittsburg, CA 94565-1701
Toll Free Telephone: (877) 252-9262 / Fax: (925) 252-9269
http://www.mccampbell.com / E-mail: main@mccampbell.com

Analytical Report

Client:	Farallon Consulting	**WorkOrder:**	1905C36
Date Received:	5/22/19 19:30	**Extraction Method:**	SW5030B
Date Prepared:	5/24/19-5/29/19	**Analytical Method:**	SW8260B
Project:	2250-001; 1055 Commercial Ct	**Unit:**	µg/L

Volatile Organics

Client ID	Lab ID	Matrix	Date Collected	Instrument	Batch ID
F-11	1905C36-003A	Water	05/22/2019 08:30	GC18 05281906.D	178524

Analytes	Result	RL	DF	Date Analyzed
Acetone	ND	10	1	05/28/2019 17:28
tert-Amyl methyl ether (TAME)	ND	0.50	1	05/28/2019 17:28
Benzene	**23**	0.20	1	05/28/2019 17:28
Bromobenzene	ND	0.50	1	05/28/2019 17:28
Bromochloromethane	ND	0.50	1	05/28/2019 17:28
Bromodichloromethane	ND	0.050	1	05/28/2019 17:28
Bromoform	ND	0.50	1	05/28/2019 17:28
Bromomethane	ND	0.50	1	05/28/2019 17:28
2-Butanone (MEK)	ND	5.0	1	05/28/2019 17:28
t-Butyl alcohol (TBA)	**16**	5.0	1	05/28/2019 17:28
n-Butyl benzene	**0.64**	0.50	1	05/28/2019 17:28
sec-Butyl benzene	**0.51**	0.50	1	05/28/2019 17:28
tert-Butyl benzene	ND	0.50	1	05/28/2019 17:28
Carbon Disulfide	ND	0.50	1	05/28/2019 17:28
Carbon Tetrachloride	ND	0.050	1	05/28/2019 17:28
Chlorobenzene	**1.6**	0.50	1	05/28/2019 17:28
Chloroethane	ND	0.50	1	05/28/2019 17:28
Chloroform	ND	0.10	1	05/28/2019 17:28
Chloromethane	ND	0.50	1	05/28/2019 17:28
2-Chlorotoluene	ND	0.50	1	05/28/2019 17:28
4-Chlorotoluene	ND	0.50	1	05/28/2019 17:28
Dibromochloromethane	ND	0.15	1	05/28/2019 17:28
1,2-Dibromo-3-chloropropane	ND	0.0050	1	05/28/2019 17:28
1,2-Dibromoethane (EDB)	ND	0.0050	1	05/28/2019 17:28
Dibromomethane	ND	0.50	1	05/28/2019 17:28
1,2-Dichlorobenzene	ND	0.50	1	05/28/2019 17:28
1,3-Dichlorobenzene	ND	0.50	1	05/28/2019 17:28
1,4-Dichlorobenzene	ND	0.50	1	05/28/2019 17:28
Dichlorodifluoromethane	ND	0.50	1	05/28/2019 17:28
1,1-Dichloroethane	ND	0.50	1	05/28/2019 17:28
1,2-Dichloroethane (1,2-DCA)	**0.019**	0.010	1	05/28/2019 17:28
1,1-Dichloroethene	ND	0.010	1	05/28/2019 17:28
cis-1,2-Dichloroethene	ND	0.50	1	05/28/2019 17:28
trans-1,2-Dichloroethene	ND	0.50	1	05/28/2019 17:28
1,2-Dichloropropane	ND	0.20	1	05/28/2019 17:28
1,3-Dichloropropane	ND	0.50	1	05/28/2019 17:28
2,2-Dichloropropane	ND	0.50	1	05/28/2019 17:28

(Cont.)

McCampbell Analytical, Inc.
"When Quality Counts"

1534 Willow Pass Road, Pittsburg, CA 94565-1701
Toll Free Telephone: (877) 252-9262 / Fax: (925) 252-9269
http://www.mccampbell.com / E-mail: main@mccampbell.com

Analytical Report

Client:	Farallon Consulting	**WorkOrder:**	1905C36
Date Received:	5/22/19 19:30	**Extraction Method:**	SW5030B
Date Prepared:	5/24/19-5/29/19	**Analytical Method:**	SW8260B
Project:	2250-001; 1055 Commercial Ct	**Unit:**	µg/L

Volatile Organics

Client ID	Lab ID	Matrix	Date Collected	Instrument	Batch ID
F-11	1905C36-003A	Water	05/22/2019 08:30	GC18 05281906.D	178524

Analytes	Result	RL	DF	Date Analyzed
1,1-Dichloropropene	ND	0.50	1	05/28/2019 17:28
cis-1,3-Dichloropropene	ND	0.50	1	05/28/2019 17:28
trans-1,3-Dichloropropene	ND	0.50	1	05/28/2019 17:28
Diisopropyl ether (DIPE)	ND	0.50	1	05/28/2019 17:28
Ethylbenzene	**2.8**	0.50	1	05/28/2019 17:28
Ethyl tert-butyl ether (ETBE)	ND	0.50	1	05/28/2019 17:28
Freon 113	ND	0.50	1	05/28/2019 17:28
Hexachlorobutadiene	ND	0.10	1	05/28/2019 17:28
Hexachloroethane	ND	0.20	1	05/28/2019 17:28
2-Hexanone	ND	0.50	1	05/28/2019 17:28
Isopropylbenzene	**9.7**	0.50	1	05/28/2019 17:28
4-Isopropyl toluene	**5.5**	0.50	1	05/28/2019 17:28
Methyl-t-butyl ether (MTBE)	**8.5**	0.50	1	05/28/2019 17:28
Methylene chloride	ND	2.0	1	05/28/2019 17:28
4-Methyl-2-pentanone (MIBK)	ND	0.50	1	05/28/2019 17:28
Naphthalene	**5.8**	0.10	1	05/28/2019 17:28
n-Propyl benzene	**3.8**	0.50	1	05/28/2019 17:28
Styrene	ND	2.0	1	05/28/2019 17:28
1,1,1,2-Tetrachloroethane	ND	0.50	1	05/28/2019 17:28
1,1,2,2-Tetrachloroethane	ND	0.020	1	05/28/2019 17:28
Tetrachloroethene	ND	0.20	1	05/28/2019 17:28
Toluene	**0.97**	0.50	1	05/28/2019 17:28
1,2,3-Trichlorobenzene	ND	0.50	1	05/28/2019 17:28
1,2,4-Trichlorobenzene	ND	0.50	1	05/28/2019 17:28
1,1,1-Trichloroethane	ND	0.50	1	05/28/2019 17:28
1,1,2-Trichloroethane	ND	0.20	1	05/28/2019 17:28
Trichloroethene	ND	0.20	1	05/28/2019 17:28
Trichlorofluoromethane	ND	0.50	1	05/28/2019 17:28
1,2,3-Trichloropropane	ND	0.0050	1	05/28/2019 17:28
1,2,4-Trimethylbenzene	**3.5**	0.50	1	05/28/2019 17:28
1,3,5-Trimethylbenzene	**1.3**	0.50	1	05/28/2019 17:28
Vinyl Chloride	**0.15**	0.0050	1	05/28/2019 17:28
m,p-Xylene	**7.2**	0.50	1	05/28/2019 17:28
o-Xylene	**4.5**	0.50	1	05/28/2019 17:28
Xylenes, Total	**12**	0.50	1	05/28/2019 17:28
1,3-Dichloropropene, Total	ND	NA	1	05/28/2019 17:28

(Cont.)

McCampbell Analytical, Inc.
"When Quality Counts"

1534 Willow Pass Road, Pittsburg, CA 94565-1701
Toll Free Telephone: (877) 252-9262 / Fax: (925) 252-9269
http://www.mccampbell.com / E-mail: main@mccampbell.com

Analytical Report

Client:	Farallon Consulting	**WorkOrder:**	1905C36
Date Received:	5/22/19 19:30	**Extraction Method:**	SW5030B
Date Prepared:	5/24/19-5/29/19	**Analytical Method:**	SW8260B
Project:	2250-001; 1055 Commercial Ct	**Unit:**	µg/L

Volatile Organics

Client ID	Lab ID	Matrix	Date Collected	Instrument	Batch ID
F-11	1905C36-003A	Water	05/22/2019 08:30	GC18 05281906.D	178524

Analytes	Result	RL	DF	Date Analyzed
Surrogates	**REC (%)**	**Limits**		
Dibromofluoromethane	95	78-146		05/28/2019 17:28
Toluene-d8	95	85-138		05/28/2019 17:28
4-BFB	87	76-137		05/28/2019 17:28

Analyst(s): AK

(Cont.)

McCampbell Analytical, Inc.
"When Quality Counts"
1534 Willow Pass Road, Pittsburg, CA 94565-1701
Toll Free Telephone: (877) 252-9262 / Fax: (925) 252-9269
http://www.mccampbell.com / E-mail: main@mccampbell.com

Analytical Report

Client:	Farallon Consulting	**WorkOrder:**	1905C36
Date Received:	5/22/19 19:30	**Extraction Method:**	SW5030B
Date Prepared:	5/24/19-5/29/19	**Analytical Method:**	SW8260B
Project:	2250-001; 1055 Commercial Ct	**Unit:**	µg/L

Volatile Organics

Client ID	Lab ID	Matrix	Date Collected	Instrument	Batch ID
F-15	1905C36-006A	Water	05/22/2019 10:20	GC16 05241914.D	178524

Analytes	Result	RL	DF	Date Analyzed
Acetone	ND	10	1	05/24/2019 15:26
tert-Amyl methyl ether (TAME)	ND	0.50	1	05/24/2019 15:26
Benzene	ND	0.20	1	05/24/2019 15:26
Bromobenzene	ND	0.50	1	05/24/2019 15:26
Bromochloromethane	ND	0.50	1	05/24/2019 15:26
Bromodichloromethane	ND	0.050	1	05/24/2019 15:26
Bromoform	ND	0.50	1	05/24/2019 15:26
Bromomethane	ND	0.50	1	05/24/2019 15:26
2-Butanone (MEK)	ND	5.0	1	05/24/2019 15:26
t-Butyl alcohol (TBA)	**19**	5.0	1	05/24/2019 15:26
n-Butyl benzene	ND	0.50	1	05/24/2019 15:26
sec-Butyl benzene	ND	0.50	1	05/24/2019 15:26
tert-Butyl benzene	ND	0.50	1	05/24/2019 15:26
Carbon Disulfide	ND	0.50	1	05/24/2019 15:26
Carbon Tetrachloride	ND	0.050	1	05/24/2019 15:26
Chlorobenzene	ND	0.50	1	05/24/2019 15:26
Chloroethane	ND	0.50	1	05/24/2019 15:26
Chloroform	ND	0.10	1	05/24/2019 15:26
Chloromethane	ND	0.50	1	05/24/2019 15:26
2-Chlorotoluene	ND	0.50	1	05/24/2019 15:26
4-Chlorotoluene	ND	0.50	1	05/24/2019 15:26
Dibromochloromethane	ND	0.15	1	05/24/2019 15:26
1,2-Dibromo-3-chloropropane	ND	0.0050	1	05/24/2019 15:26
1,2-Dibromoethane (EDB)	ND	0.0050	1	05/24/2019 15:26
Dibromomethane	ND	0.50	1	05/24/2019 15:26
1,2-Dichlorobenzene	ND	0.50	1	05/24/2019 15:26
1,3-Dichlorobenzene	ND	0.50	1	05/24/2019 15:26
1,4-Dichlorobenzene	ND	0.50	1	05/24/2019 15:26
Dichlorodifluoromethane	ND	0.50	1	05/24/2019 15:26
1,1-Dichloroethane	ND	0.50	1	05/24/2019 15:26
1,2-Dichloroethane (1,2-DCA)	ND	0.010	1	05/24/2019 15:26
1,1-Dichloroethene	ND	0.010	1	05/24/2019 15:26
cis-1,2-Dichloroethene	ND	0.50	1	05/24/2019 15:26
trans-1,2-Dichloroethene	ND	0.50	1	05/24/2019 15:26
1,2-Dichloropropane	ND	0.20	1	05/24/2019 15:26
1,3-Dichloropropane	ND	0.50	1	05/24/2019 15:26
2,2-Dichloropropane	ND	0.50	1	05/24/2019 15:26

(Cont.)

McCampbell Analytical, Inc.
"When Quality Counts"

1534 Willow Pass Road, Pittsburg, CA 94565-1701
Toll Free Telephone: (877) 252-9262 / Fax: (925) 252-9269
http://www.mccampbell.com / E-mail: main@mccampbell.com

Analytical Report

Client:	Farallon Consulting	**WorkOrder:**	1905C36
Date Received:	5/22/19 19:30	**Extraction Method:**	SW5030B
Date Prepared:	5/24/19-5/29/19	**Analytical Method:**	SW8260B
Project:	2250-001; 1055 Commercial Ct	**Unit:**	µg/L

Volatile Organics

Client ID	Lab ID	Matrix	Date Collected	Instrument	Batch ID
F-15	1905C36-006A	Water	05/22/2019 10:20	GC16 05241914.D	178524

Analytes	Result	RL	DF	Date Analyzed
1,1-Dichloropropene	ND	0.50	1	05/24/2019 15:26
cis-1,3-Dichloropropene	ND	0.50	1	05/24/2019 15:26
trans-1,3-Dichloropropene	ND	0.50	1	05/24/2019 15:26
Diisopropyl ether (DIPE)	ND	0.50	1	05/24/2019 15:26
Ethylbenzene	ND	0.50	1	05/24/2019 15:26
Ethyl tert-butyl ether (ETBE)	ND	0.50	1	05/24/2019 15:26
Freon 113	ND	0.50	1	05/24/2019 15:26
Hexachlorobutadiene	ND	0.10	1	05/24/2019 15:26
Hexachloroethane	ND	0.20	1	05/24/2019 15:26
2-Hexanone	ND	0.50	1	05/24/2019 15:26
Isopropylbenzene	ND	0.50	1	05/24/2019 15:26
4-Isopropyl toluene	ND	0.50	1	05/24/2019 15:26
Methyl-t-butyl ether (MTBE)	**9.2**	0.50	1	05/24/2019 15:26
Methylene chloride	ND	2.0	1	05/24/2019 15:26
4-Methyl-2-pentanone (MIBK)	ND	0.50	1	05/24/2019 15:26
Naphthalene	**0.10**	0.10	1	05/24/2019 15:26
n-Propyl benzene	ND	0.50	1	05/24/2019 15:26
Styrene	ND	2.0	1	05/24/2019 15:26
1,1,1,2-Tetrachloroethane	ND	0.50	1	05/24/2019 15:26
1,1,2,2-Tetrachloroethane	ND	0.020	1	05/24/2019 15:26
Tetrachloroethene	ND	0.20	1	05/24/2019 15:26
Toluene	ND	0.50	1	05/24/2019 15:26
1,2,3-Trichlorobenzene	ND	0.50	1	05/24/2019 15:26
1,2,4-Trichlorobenzene	ND	0.50	1	05/24/2019 15:26
1,1,1-Trichloroethane	ND	0.50	1	05/24/2019 15:26
1,1,2-Trichloroethane	ND	0.20	1	05/24/2019 15:26
Trichloroethene	ND	0.20	1	05/24/2019 15:26
Trichlorofluoromethane	ND	0.50	1	05/24/2019 15:26
1,2,3-Trichloropropane	ND	0.0050	1	05/24/2019 15:26
1,2,4-Trimethylbenzene	ND	0.50	1	05/24/2019 15:26
1,3,5-Trimethylbenzene	ND	0.50	1	05/24/2019 15:26
Vinyl Chloride	ND	0.0050	1	05/24/2019 15:26
m,p-Xylene	ND	0.50	1	05/24/2019 15:26
o-Xylene	ND	0.50	1	05/24/2019 15:26
Xylenes, Total	ND	0.50	1	05/24/2019 15:26
1,3-Dichloropropene, Total	ND	NA	1	05/24/2019 15:26

(Cont.)

McCampbell Analytical, Inc.
"When Quality Counts"

1534 Willow Pass Road, Pittsburg, CA 94565-1701
Toll Free Telephone: (877) 252-9262 / Fax: (925) 252-9269
http://www.mccampbell.com / E-mail: main@mccampbell.com

Analytical Report

Client:	Farallon Consulting	**WorkOrder:**	1905C36
Date Received:	5/22/19 19:30	**Extraction Method:**	SW5030B
Date Prepared:	5/24/19-5/29/19	**Analytical Method:**	SW8260B
Project:	2250-001; 1055 Commercial Ct	**Unit:**	µg/L

Volatile Organics

Client ID	Lab ID	Matrix	Date Collected	Instrument	Batch ID
F-15	1905C36-006A	Water	05/22/2019 10:20	GC16 05241914.D	178524

Analytes	Result	RL	DF	Date Analyzed
Surrogates	**REC (%)**	**Limits**		
Dibromofluoromethane	90	78-146		05/24/2019 15:26
Toluene-d8	87	85-138		05/24/2019 15:26
4-BFB	90	76-137		05/24/2019 15:26

Analyst(s): TK

(Cont.)

McCampbell Analytical, Inc.
"When Quality Counts"

1534 Willow Pass Road, Pittsburg, CA 94565-1701
Toll Free Telephone: (877) 252-9262 / Fax: (925) 252-9269
http://www.mccampbell.com / E-mail: main@mccampbell.com

Analytical Report

Client:	Farallon Consulting	**WorkOrder:**	1905C36
Date Received:	5/22/19 19:30	**Extraction Method:**	SW5030B
Date Prepared:	5/24/19-5/29/19	**Analytical Method:**	SW8260B
Project:	2250-001; 1055 Commercial Ct	**Unit:**	µg/L

Volatile Organics

Client ID	Lab ID	Matrix	Date Collected	Instrument	Batch ID
F-16	1905C36-014A	Water	05/22/2019 13:20	GC38 05281932.D	178524

Analytes	Result	RL	DF	Date Analyzed
Acetone	ND	50	5	05/29/2019 02:55
tert-Amyl methyl ether (TAME)	ND	2.5	5	05/29/2019 02:55
Benzene	ND	1.0	5	05/29/2019 02:55
Bromobenzene	ND	2.5	5	05/29/2019 02:55
Bromochloromethane	ND	2.5	5	05/29/2019 02:55
Bromodichloromethane	ND	0.25	5	05/29/2019 02:55
Bromoform	ND	2.5	5	05/29/2019 02:55
Bromomethane	ND	2.5	5	05/29/2019 02:55
2-Butanone (MEK)	ND	25	5	05/29/2019 02:55
t-Butyl alcohol (TBA)	**260**	25	5	05/29/2019 02:55
n-Butyl benzene	ND	2.5	5	05/29/2019 02:55
sec-Butyl benzene	ND	2.5	5	05/29/2019 02:55
tert-Butyl benzene	ND	2.5	5	05/29/2019 02:55
Carbon Disulfide	ND	2.5	5	05/29/2019 02:55
Carbon Tetrachloride	ND	0.25	5	05/29/2019 02:55
Chlorobenzene	ND	2.5	5	05/29/2019 02:55
Chloroethane	ND	2.5	5	05/29/2019 02:55
Chloroform	ND	0.50	5	05/29/2019 02:55
Chloromethane	ND	2.5	5	05/29/2019 02:55
2-Chlorotoluene	ND	2.5	5	05/29/2019 02:55
4-Chlorotoluene	ND	2.5	5	05/29/2019 02:55
Dibromochloromethane	ND	0.75	5	05/29/2019 02:55
1,2-Dibromo-3-chloropropane	ND	0.025	5	05/29/2019 02:55
1,2-Dibromoethane (EDB)	ND	0.025	5	05/29/2019 02:55
Dibromomethane	ND	2.5	5	05/29/2019 02:55
1,2-Dichlorobenzene	ND	2.5	5	05/29/2019 02:55
1,3-Dichlorobenzene	ND	2.5	5	05/29/2019 02:55
1,4-Dichlorobenzene	ND	2.5	5	05/29/2019 02:55
Dichlorodifluoromethane	ND	2.5	5	05/29/2019 02:55
1,1-Dichloroethane	ND	2.5	5	05/29/2019 02:55
1,2-Dichloroethane (1,2-DCA)	ND	0.050	5	05/29/2019 02:55
1,1-Dichloroethene	ND	0.050	5	05/29/2019 02:55
cis-1,2-Dichloroethene	ND	2.5	5	05/29/2019 02:55
trans-1,2-Dichloroethene	ND	2.5	5	05/29/2019 02:55
1,2-Dichloropropane	ND	1.0	5	05/29/2019 02:55
1,3-Dichloropropane	ND	2.5	5	05/29/2019 02:55
2,2-Dichloropropane	ND	2.5	5	05/29/2019 02:55

(Cont.)

McCampbell Analytical, Inc.
"When Quality Counts"
1534 Willow Pass Road, Pittsburg, CA 94565-1701
Toll Free Telephone: (877) 252-9262 / Fax: (925) 252-9269
http://www.mccampbell.com / E-mail: main@mccampbell.com

Analytical Report

Client:	Farallon Consulting	**WorkOrder:**	1905C36
Date Received:	5/22/19 19:30	**Extraction Method:**	SW5030B
Date Prepared:	5/24/19-5/29/19	**Analytical Method:**	SW8260B
Project:	2250-001; 1055 Commercial Ct	**Unit:**	µg/L

Volatile Organics

Client ID	Lab ID	Matrix	Date Collected	Instrument	Batch ID
F-16	1905C36-014A	Water	05/22/2019 13:20	GC38 05281932.D	178524

Analytes	Result	RL	DF	Date Analyzed
1,1-Dichloropropene	ND	2.5	5	05/29/2019 02:55
cis-1,3-Dichloropropene	ND	2.5	5	05/29/2019 02:55
trans-1,3-Dichloropropene	ND	2.5	5	05/29/2019 02:55
Diisopropyl ether (DIPE)	ND	2.5	5	05/29/2019 02:55
Ethylbenzene	ND	2.5	5	05/29/2019 02:55
Ethyl tert-butyl ether (ETBE)	ND	2.5	5	05/29/2019 02:55
Freon 113	ND	2.5	5	05/29/2019 02:55
Hexachlorobutadiene	ND	0.50	5	05/29/2019 02:55
Hexachloroethane	ND	1.0	5	05/29/2019 02:55
2-Hexanone	ND	2.5	5	05/29/2019 02:55
Isopropylbenzene	ND	2.5	5	05/29/2019 02:55
4-Isopropyl toluene	ND	2.5	5	05/29/2019 02:55
Methyl-t-butyl ether (MTBE)	**36**	2.5	5	05/29/2019 02:55
Methylene chloride	ND	10	5	05/29/2019 02:55
4-Methyl-2-pentanone (MIBK)	ND	2.5	5	05/29/2019 02:55
Naphthalene	**6.9**	0.50	5	05/29/2019 02:55
n-Propyl benzene	ND	2.5	5	05/29/2019 02:55
Styrene	ND	10	5	05/29/2019 02:55
1,1,1,2-Tetrachloroethane	ND	2.5	5	05/29/2019 02:55
1,1,2,2-Tetrachloroethane	ND	0.10	5	05/29/2019 02:55
Tetrachloroethene	ND	1.0	5	05/29/2019 02:55
Toluene	ND	2.5	5	05/29/2019 02:55
1,2,3-Trichlorobenzene	ND	2.5	5	05/29/2019 02:55
1,2,4-Trichlorobenzene	ND	2.5	5	05/29/2019 02:55
1,1,1-Trichloroethane	ND	2.5	5	05/29/2019 02:55
1,1,2-Trichloroethane	ND	1.0	5	05/29/2019 02:55
Trichloroethene	ND	1.0	5	05/29/2019 02:55
Trichlorofluoromethane	ND	2.5	5	05/29/2019 02:55
1,2,3-Trichloropropane	ND	0.025	5	05/29/2019 02:55
1,2,4-Trimethylbenzene	**4.7**	2.5	5	05/29/2019 02:55
1,3,5-Trimethylbenzene	ND	2.5	5	05/29/2019 02:55
Vinyl Chloride	ND	0.025	5	05/29/2019 02:55
m,p-Xylene	ND	2.5	5	05/29/2019 02:55
o-Xylene	ND	2.5	5	05/29/2019 02:55
Xylenes, Total	ND	2.5	5	05/29/2019 02:55
1,3-Dichloropropene, Total	ND	NA	5	05/29/2019 02:55

(Cont.)

McCampbell Analytical, Inc.
"When Quality Counts"

1534 Willow Pass Road, Pittsburg, CA 94565-1701
Toll Free Telephone: (877) 252-9262 / Fax: (925) 252-9269
http://www.mccampbell.com / E-mail: main@mccampbell.com

Analytical Report

Client:	Farallon Consulting	**WorkOrder:**	1905C36
Date Received:	5/22/19 19:30	**Extraction Method:**	SW5030B
Date Prepared:	5/24/19-5/29/19	**Analytical Method:**	SW8260B
Project:	2250-001; 1055 Commercial Ct	**Unit:**	µg/L

Volatile Organics

Client ID	Lab ID	Matrix	Date Collected	Instrument	Batch ID
F-16	1905C36-014A	Water	05/22/2019 13:20	GC38 05281932.D	178524

Analytes	Result	RL	DF	Date Analyzed
Surrogates	**REC (%)**	**Limits**		
Dibromofluoromethane	91	78-146		05/29/2019 02:55
Toluene-d8	92	85-138		05/29/2019 02:55
4-BFB	97	76-137		05/29/2019 02:55

Analyst(s): AK

(Cont.)

McCampbell Analytical, Inc.
"When Quality Counts"
1534 Willow Pass Road, Pittsburg, CA 94565-1701
Toll Free Telephone: (877) 252-9262 / Fax: (925) 252-9269
http://www.mccampbell.com / E-mail: main@mccampbell.com

Analytical Report

Client:	Farallon Consulting	**WorkOrder:**	1905C36
Date Received:	5/22/19 19:30	**Extraction Method:**	SW5030B
Date Prepared:	5/24/19-5/29/19	**Analytical Method:**	SW8260B
Project:	2250-001; 1055 Commercial Ct	**Unit:**	µg/L

Volatile Organics

Client ID	Lab ID	Matrix	Date Collected	Instrument	Batch ID
F-17	1905C36-016A	Water	05/22/2019 15:05	GC16 05241928.D	178524

Analytes	Result	RL	DF	Date Analyzed
Acetone	ND	10	1	05/25/2019 00:50
tert-Amyl methyl ether (TAME)	ND	0.50	1	05/25/2019 00:50
Benzene	**0.25**	0.20	1	05/25/2019 00:50
Bromobenzene	ND	0.50	1	05/25/2019 00:50
Bromochloromethane	ND	0.50	1	05/25/2019 00:50
Bromodichloromethane	ND	0.050	1	05/25/2019 00:50
Bromoform	ND	0.50	1	05/25/2019 00:50
Bromomethane	ND	0.50	1	05/25/2019 00:50
2-Butanone (MEK)	ND	5.0	1	05/25/2019 00:50
t-Butyl alcohol (TBA)	**44**	5.0	1	05/25/2019 00:50
n-Butyl benzene	ND	0.50	1	05/25/2019 00:50
sec-Butyl benzene	ND	0.50	1	05/25/2019 00:50
tert-Butyl benzene	ND	0.50	1	05/25/2019 00:50
Carbon Disulfide	ND	0.50	1	05/25/2019 00:50
Carbon Tetrachloride	ND	0.050	1	05/25/2019 00:50
Chlorobenzene	ND	0.50	1	05/25/2019 00:50
Chloroethane	ND	0.50	1	05/25/2019 00:50
Chloroform	ND	0.10	1	05/25/2019 00:50
Chloromethane	ND	0.50	1	05/25/2019 00:50
2-Chlorotoluene	ND	0.50	1	05/25/2019 00:50
4-Chlorotoluene	ND	0.50	1	05/25/2019 00:50
Dibromochloromethane	ND	0.15	1	05/25/2019 00:50
1,2-Dibromo-3-chloropropane	ND	0.0050	1	05/25/2019 00:50
1,2-Dibromoethane (EDB)	ND	0.0050	1	05/25/2019 00:50
Dibromomethane	ND	0.50	1	05/25/2019 00:50
1,2-Dichlorobenzene	ND	0.50	1	05/25/2019 00:50
1,3-Dichlorobenzene	ND	0.50	1	05/25/2019 00:50
1,4-Dichlorobenzene	ND	0.50	1	05/25/2019 00:50
Dichlorodifluoromethane	ND	0.50	1	05/25/2019 00:50
1,1-Dichloroethane	ND	0.50	1	05/25/2019 00:50
1,2-Dichloroethane (1,2-DCA)	ND	0.010	1	05/25/2019 00:50
1,1-Dichloroethene	ND	0.010	1	05/25/2019 00:50
cis-1,2-Dichloroethene	ND	0.50	1	05/25/2019 00:50
trans-1,2-Dichloroethene	ND	0.50	1	05/25/2019 00:50
1,2-Dichloropropane	ND	0.20	1	05/25/2019 00:50
1,3-Dichloropropane	ND	0.50	1	05/25/2019 00:50
2,2-Dichloropropane	ND	0.50	1	05/25/2019 00:50

(Cont.)

McCampbell Analytical, Inc.
"When Quality Counts"

1534 Willow Pass Road, Pittsburg, CA 94565-1701
Toll Free Telephone: (877) 252-9262 / Fax: (925) 252-9269
http://www.mccampbell.com / E-mail: main@mccampbell.com

Analytical Report

Client:	Farallon Consulting	**WorkOrder:**	1905C36
Date Received:	5/22/19 19:30	**Extraction Method:**	SW5030B
Date Prepared:	5/24/19-5/29/19	**Analytical Method:**	SW8260B
Project:	2250-001; 1055 Commercial Ct	**Unit:**	µg/L

Volatile Organics

Client ID	Lab ID	Matrix	Date Collected	Instrument	Batch ID
F-17	1905C36-016A	Water	05/22/2019 15:05	GC16 05241928.D	178524

Analytes	Result	RL	DF	Date Analyzed
1,1-Dichloropropene	ND	0.50	1	05/25/2019 00:50
cis-1,3-Dichloropropene	ND	0.50	1	05/25/2019 00:50
trans-1,3-Dichloropropene	ND	0.50	1	05/25/2019 00:50
Diisopropyl ether (DIPE)	ND	0.50	1	05/25/2019 00:50
Ethylbenzene	ND	0.50	1	05/25/2019 00:50
Ethyl tert-butyl ether (ETBE)	ND	0.50	1	05/25/2019 00:50
Freon 113	ND	0.50	1	05/25/2019 00:50
Hexachlorobutadiene	ND	0.10	1	05/25/2019 00:50
Hexachloroethane	ND	0.20	1	05/25/2019 00:50
2-Hexanone	ND	0.50	1	05/25/2019 00:50
Isopropylbenzene	**0.54**	0.50	1	05/25/2019 00:50
4-Isopropyl toluene	ND	0.50	1	05/25/2019 00:50
Methyl-t-butyl ether (MTBE)	**16**	0.50	1	05/25/2019 00:50
Methylene chloride	ND	2.0	1	05/25/2019 00:50
4-Methyl-2-pentanone (MIBK)	ND	0.50	1	05/25/2019 00:50
Naphthalene	**0.79**	0.10	1	05/25/2019 00:50
n-Propyl benzene	ND	0.50	1	05/25/2019 00:50
Styrene	ND	2.0	1	05/25/2019 00:50
1,1,1,2-Tetrachloroethane	ND	0.50	1	05/25/2019 00:50
1,1,2,2-Tetrachloroethane	ND	0.020	1	05/25/2019 00:50
Tetrachloroethene	ND	0.20	1	05/25/2019 00:50
Toluene	ND	0.50	1	05/25/2019 00:50
1,2,3-Trichlorobenzene	ND	0.50	1	05/25/2019 00:50
1,2,4-Trichlorobenzene	ND	0.50	1	05/25/2019 00:50
1,1,1-Trichloroethane	ND	0.50	1	05/25/2019 00:50
1,1,2-Trichloroethane	ND	0.20	1	05/25/2019 00:50
Trichloroethene	ND	0.20	1	05/25/2019 00:50
Trichlorofluoromethane	ND	0.50	1	05/25/2019 00:50
1,2,3-Trichloropropane	ND	0.0050	1	05/25/2019 00:50
1,2,4-Trimethylbenzene	ND	0.50	1	05/25/2019 00:50
1,3,5-Trimethylbenzene	ND	0.50	1	05/25/2019 00:50
Vinyl Chloride	**0.039**	0.0050	1	05/25/2019 00:50
m,p-Xylene	ND	0.50	1	05/25/2019 00:50
o-Xylene	ND	0.50	1	05/25/2019 00:50
Xylenes, Total	ND	0.50	1	05/25/2019 00:50
1,3-Dichloropropene, Total	ND	NA	1	05/25/2019 00:50

(Cont.)

McCampbell Analytical, Inc.
"When Quality Counts"

1534 Willow Pass Road, Pittsburg, CA 94565-1701
Toll Free Telephone: (877) 252-9262 / Fax: (925) 252-9269
http://www.mccampbell.com / E-mail: main@mccampbell.com

Analytical Report

Client:	Farallon Consulting	**WorkOrder:**	1905C36
Date Received:	5/22/19 19:30	**Extraction Method:**	SW5030B
Date Prepared:	5/24/19-5/29/19	**Analytical Method:**	SW8260B
Project:	2250-001; 1055 Commercial Ct	**Unit:**	µg/L

Volatile Organics

Client ID	Lab ID	Matrix	Date Collected	Instrument	Batch ID
F-17	1905C36-016A	Water	05/22/2019 15:05	GC16 05241928.D	178524

Analytes	Result	RL	DF	Date Analyzed
Surrogates	**REC (%)**	**Limits**		
Dibromofluoromethane	87	78-146		05/25/2019 00:50
Toluene-d8	87	85-138		05/25/2019 00:50
4-BFB	93	76-137		05/25/2019 00:50

Analyst(s): TK

(Cont.)

McCampbell Analytical, Inc.
"When Quality Counts"
1534 Willow Pass Road, Pittsburg, CA 94565-1701
Toll Free Telephone: (877) 252-9262 / Fax: (925) 252-9269
http://www.mccampbell.com / E-mail: main@mccampbell.com

Analytical Report

Client:	Farallon Consulting	**WorkOrder:**	1905C36
Date Received:	5/22/19 19:30	**Extraction Method:**	SW5030B
Date Prepared:	5/24/19-5/29/19	**Analytical Method:**	SW8260B
Project:	2250-001; 1055 Commercial Ct	**Unit:**	µg/L

Volatile Organics

Client ID	Lab ID	Matrix	Date Collected	Instrument	Batch ID
F-10	1905C36-018A	Water	05/22/2019 16:40	GC16 05241929.D	178524

Analytes	Result	RL	DF	Date Analyzed
Acetone	ND	10	1	05/25/2019 01:30
tert-Amyl methyl ether (TAME)	ND	0.50	1	05/25/2019 01:30
Benzene	**1.4**	0.20	1	05/25/2019 01:30
Bromobenzene	ND	0.50	1	05/25/2019 01:30
Bromochloromethane	ND	0.50	1	05/25/2019 01:30
Bromodichloromethane	ND	0.050	1	05/25/2019 01:30
Bromoform	ND	0.50	1	05/25/2019 01:30
Bromomethane	ND	0.50	1	05/25/2019 01:30
2-Butanone (MEK)	ND	5.0	1	05/25/2019 01:30
t-Butyl alcohol (TBA)	**91**	5.0	1	05/25/2019 01:30
n-Butyl benzene	ND	0.50	1	05/25/2019 01:30
sec-Butyl benzene	ND	0.50	1	05/25/2019 01:30
tert-Butyl benzene	ND	0.50	1	05/25/2019 01:30
Carbon Disulfide	ND	0.50	1	05/25/2019 01:30
Carbon Tetrachloride	ND	0.050	1	05/25/2019 01:30
Chlorobenzene	ND	0.50	1	05/25/2019 01:30
Chloroethane	ND	0.50	1	05/25/2019 01:30
Chloroform	ND	0.10	1	05/25/2019 01:30
Chloromethane	ND	0.50	1	05/25/2019 01:30
2-Chlorotoluene	ND	0.50	1	05/25/2019 01:30
4-Chlorotoluene	ND	0.50	1	05/25/2019 01:30
Dibromochloromethane	ND	0.15	1	05/25/2019 01:30
1,2-Dibromo-3-chloropropane	ND	0.0050	1	05/25/2019 01:30
1,2-Dibromoethane (EDB)	ND	0.0050	1	05/25/2019 01:30
Dibromomethane	ND	0.50	1	05/25/2019 01:30
1,2-Dichlorobenzene	ND	0.50	1	05/25/2019 01:30
1,3-Dichlorobenzene	ND	0.50	1	05/25/2019 01:30
1,4-Dichlorobenzene	ND	0.50	1	05/25/2019 01:30
Dichlorodifluoromethane	ND	0.50	1	05/25/2019 01:30
1,1-Dichloroethane	ND	0.50	1	05/25/2019 01:30
1,2-Dichloroethane (1,2-DCA)	ND	0.010	1	05/25/2019 01:30
1,1-Dichloroethene	ND	0.010	1	05/25/2019 01:30
cis-1,2-Dichloroethene	ND	0.50	1	05/25/2019 01:30
trans-1,2-Dichloroethene	ND	0.50	1	05/25/2019 01:30
1,2-Dichloropropane	ND	0.20	1	05/25/2019 01:30
1,3-Dichloropropane	ND	0.50	1	05/25/2019 01:30
2,2-Dichloropropane	ND	0.50	1	05/25/2019 01:30

(Cont.)

McCampbell Analytical, Inc.
"When Quality Counts"

1534 Willow Pass Road, Pittsburg, CA 94565-1701
Toll Free Telephone: (877) 252-9262 / Fax: (925) 252-9269
http://www.mccampbell.com / E-mail: main@mccampbell.com

Analytical Report

Client:	Farallon Consulting	**WorkOrder:**	1905C36
Date Received:	5/22/19 19:30	**Extraction Method:**	SW5030B
Date Prepared:	5/24/19-5/29/19	**Analytical Method:**	SW8260B
Project:	2250-001; 1055 Commercial Ct	**Unit:**	µg/L

Volatile Organics

Client ID	Lab ID	Matrix	Date Collected	Instrument	Batch ID
F-10	1905C36-018A	Water	05/22/2019 16:40	GC16 05241929.D	178524

Analytes	Result	RL	DF	Date Analyzed
1,1-Dichloropropene	ND	0.50	1	05/25/2019 01:30
cis-1,3-Dichloropropene	ND	0.50	1	05/25/2019 01:30
trans-1,3-Dichloropropene	ND	0.50	1	05/25/2019 01:30
Diisopropyl ether (DIPE)	ND	0.50	1	05/25/2019 01:30
Ethylbenzene	ND	0.50	1	05/25/2019 01:30
Ethyl tert-butyl ether (ETBE)	ND	0.50	1	05/25/2019 01:30
Freon 113	ND	0.50	1	05/25/2019 01:30
Hexachlorobutadiene	ND	0.10	1	05/25/2019 01:30
Hexachloroethane	ND	0.20	1	05/25/2019 01:30
2-Hexanone	ND	0.50	1	05/25/2019 01:30
Isopropylbenzene	ND	0.50	1	05/25/2019 01:30
4-Isopropyl toluene	ND	0.50	1	05/25/2019 01:30
Methyl-t-butyl ether (MTBE)	**28**	0.50	1	05/25/2019 01:30
Methylene chloride	ND	2.0	1	05/25/2019 01:30
4-Methyl-2-pentanone (MIBK)	ND	0.50	1	05/25/2019 01:30
Naphthalene	**0.49**	0.10	1	05/25/2019 01:30
n-Propyl benzene	ND	0.50	1	05/25/2019 01:30
Styrene	ND	2.0	1	05/25/2019 01:30
1,1,1,2-Tetrachloroethane	ND	0.50	1	05/25/2019 01:30
1,1,2,2-Tetrachloroethane	ND	0.020	1	05/25/2019 01:30
Tetrachloroethene	ND	0.20	1	05/25/2019 01:30
Toluene	ND	0.50	1	05/25/2019 01:30
1,2,3-Trichlorobenzene	ND	0.50	1	05/25/2019 01:30
1,2,4-Trichlorobenzene	ND	0.50	1	05/25/2019 01:30
1,1,1-Trichloroethane	ND	0.50	1	05/25/2019 01:30
1,1,2-Trichloroethane	ND	0.20	1	05/25/2019 01:30
Trichloroethene	ND	0.20	1	05/25/2019 01:30
Trichlorofluoromethane	ND	0.50	1	05/25/2019 01:30
1,2,3-Trichloropropane	ND	0.0050	1	05/25/2019 01:30
1,2,4-Trimethylbenzene	ND	0.50	1	05/25/2019 01:30
1,3,5-Trimethylbenzene	ND	0.50	1	05/25/2019 01:30
Vinyl Chloride	**0.71**	0.0050	1	05/25/2019 01:30
m,p-Xylene	ND	0.50	1	05/25/2019 01:30
o-Xylene	ND	0.50	1	05/25/2019 01:30
Xylenes, Total	ND	0.50	1	05/25/2019 01:30
1,3-Dichloropropene, Total	ND	NA	1	05/25/2019 01:30

(Cont.)

McCampbell Analytical, Inc.
"When Quality Counts"

1534 Willow Pass Road, Pittsburg, CA 94565-1701
Toll Free Telephone: (877) 252-9262 / Fax: (925) 252-9269
http://www.mccampbell.com / E-mail: main@mccampbell.com

Analytical Report

Client:	Farallon Consulting	**WorkOrder:**	1905C36
Date Received:	5/22/19 19:30	**Extraction Method:**	SW5030B
Date Prepared:	5/24/19-5/29/19	**Analytical Method:**	SW8260B
Project:	2250-001; 1055 Commercial Ct	**Unit:**	µg/L

Volatile Organics

Client ID	Lab ID	Matrix	Date Collected	Instrument	Batch ID
F-10	1905C36-018A	Water	05/22/2019 16:40	GC16 05241929.D	178524

Analytes	Result	RL	DF	Date Analyzed
Surrogates	**REC (%)**	**Limits**		
Dibromofluoromethane	90	78-146		05/25/2019 01:30
Toluene-d8	90	85-138		05/25/2019 01:30
4-BFB	93	76-137		05/25/2019 01:30

Analyst(s): TK

McCampbell Analytical, Inc.
"When Quality Counts"

1534 Willow Pass Road, Pittsburg, CA 94565-1701
Toll Free Telephone: (877) 252-9262 / Fax: (925) 252-9269
http://www.mccampbell.com / E-mail: main@mccampbell.com

Analytical Report

Client:	Farallon Consulting	**WorkOrder:**	1905C36
Date Received:	5/22/19 19:30	**Extraction Method:**	SW3550B/3640A
Date Prepared:	5/24/19	**Analytical Method:**	SW8270C
Project:	2250-001; 1055 Commercial Ct	**Unit:**	mg/Kg

Semi-Volatile Organics (Low Level) with GPC Cleanup

Client ID	Lab ID	Matrix	Date Collected	Instrument	Batch ID
F-11 (2')	1905C36-001B	Soil	05/22/2019 07:40	GC21 05281937.D	178502

Analytes	Result	Qualifiers	RL	DF	Date Analyzed
Acenaphthene	ND		0.0013	1	05/29/2019 02:12
Acenaphthylene	ND		0.0013	1	05/29/2019 02:12
Acetochlor	ND		0.25	1	05/29/2019 02:12
Anthracene	**0.0021**		0.0013	1	05/29/2019 02:12
Benzidine	ND		1.2	1	05/29/2019 02:12
Benzo (a) anthracene	**0.0082**		0.0050	1	05/29/2019 02:12
Benzo (a) pyrene	**0.0080**		0.0025	1	05/29/2019 02:12
Benzo (b) fluoranthene	**0.0073**		0.0013	1	05/29/2019 02:12
Benzo (g,h,i) perylene	**0.019**		0.0025	1	05/29/2019 02:12
Benzo (k) fluoranthene	**0.0031**		0.0013	1	05/29/2019 02:12
Benzyl Alcohol	ND		1.2	1	05/29/2019 02:12
1,1-Biphenyl	ND		0.013	1	05/29/2019 02:12
Bis (2-chloroethoxy) Methane	ND		0.25	1	05/29/2019 02:12
Bis (2-chloroethyl) Ether	ND		0.0025	1	05/29/2019 02:12
Bis (2-chloroisopropyl) Ether	ND		0.0025	1	05/29/2019 02:12
Bis (2-ethylhexyl) Adipate	ND		0.50	1	05/29/2019 02:12
Bis (2-ethylhexyl) Phthalate	**1.3**		0.0050	1	05/29/2019 02:12
4-Bromophenyl Phenyl Ether	ND		0.25	1	05/29/2019 02:12
Butylbenzyl Phthalate	**0.18**		0.025	1	05/29/2019 02:12
4-Chloroaniline	ND		0.0025	1	05/29/2019 02:12
4-Chloro-3-methylphenol	ND		0.25	1	05/29/2019 02:12
2-Chloronaphthalene	ND		0.25	1	05/29/2019 02:12
2-Chlorophenol	ND		0.0050	1	05/29/2019 02:12
4-Chlorophenyl Phenyl Ether	ND		0.25	1	05/29/2019 02:12
Chrysene	**0.015**		0.0025	1	05/29/2019 02:12
Dibenzo (a,h) anthracene	**0.0043**	B	0.0025	1	05/29/2019 02:12
Dibenzofuran	ND		0.25	1	05/29/2019 02:12
Di-n-butyl Phthalate	**0.033**		0.0025	1	05/29/2019 02:12
1,2-Dichlorobenzene	ND		0.25	1	05/29/2019 02:12
1,3-Dichlorobenzene	ND		0.25	1	05/29/2019 02:12
1,4-Dichlorobenzene	ND		0.25	1	05/29/2019 02:12
3,3-Dichlorobenzidine	ND		0.0025	1	05/29/2019 02:12
2,4-Dichlorophenol	ND		0.013	1	05/29/2019 02:12
Diethyl Phthalate	ND		0.0050	1	05/29/2019 02:12
2,4-Dimethylphenol	ND		0.25	1	05/29/2019 02:12
Dimethyl Phthalate	**0.18**		0.0025	1	05/29/2019 02:12
4,6-Dinitro-2-methylphenol	ND		1.2	1	05/29/2019 02:12

(Cont.)

McCampbell Analytical, Inc.
"When Quality Counts"

1534 Willow Pass Road, Pittsburg, CA 94565-1701
Toll Free Telephone: (877) 252-9262 / Fax: (925) 252-9269
http://www.mccampbell.com / E-mail: main@mccampbell.com

Analytical Report

Client:	Farallon Consulting	**WorkOrder:**	1905C36
Date Received:	5/22/19 19:30	**Extraction Method:**	SW3550B/3640A
Date Prepared:	5/24/19	**Analytical Method:**	SW8270C
Project:	2250-001; 1055 Commercial Ct	**Unit:**	mg/Kg

Semi-Volatile Organics (Low Level) with GPC Cleanup

Client ID	Lab ID	Matrix	Date Collected	Instrument	Batch ID
F-11 (2')	1905C36-001B	Soil	05/22/2019 07:40	GC21 05281937.D	178502

Analytes	Result	Qualifiers	RL	DF	Date Analyzed
2,4-Dinitrophenol	ND		0.13	1	05/29/2019 02:12
2,4-Dinitrotoluene	ND		0.0063	1	05/29/2019 02:12
2,6-Dinitrotoluene	ND		0.0025	1	05/29/2019 02:12
Di-n-octyl Phthalate	ND		0.0050	1	05/29/2019 02:12
1,2-Diphenylhydrazine	ND		0.25	1	05/29/2019 02:12
Fluoranthene	**0.015**		0.0013	1	05/29/2019 02:12
Fluorene	ND		0.0025	1	05/29/2019 02:12
Hexachlorobenzene	ND		0.0013	1	05/29/2019 02:12
Hexachlorobutadiene	ND		0.0025	1	05/29/2019 02:12
Hexachlorocyclopentadiene	ND		2.0	1	05/29/2019 02:12
Hexachloroethane	ND		0.0025	1	05/29/2019 02:12
Indeno (1,2,3-cd) pyrene	**0.0073**		0.0025	1	05/29/2019 02:12
Isophorone	ND		0.25	1	05/29/2019 02:12
2-Methylnaphthalene	**0.031**		0.0025	1	05/29/2019 02:12
2-Methylphenol (o-Cresol)	ND		0.50	1	05/29/2019 02:12
3 & 4-Methylphenol (m,p-Cresol)	ND		0.25	1	05/29/2019 02:12
Naphthalene	**0.016**		0.0013	1	05/29/2019 02:12
2-Nitroaniline	ND		1.2	1	05/29/2019 02:12
3-Nitroaniline	ND		1.2	1	05/29/2019 02:12
4-Nitroaniline	ND		1.2	1	05/29/2019 02:12
Nitrobenzene	ND		0.25	1	05/29/2019 02:12
2-Nitrophenol	ND		1.2	1	05/29/2019 02:12
4-Nitrophenol	ND		1.2	1	05/29/2019 02:12
N-Nitrosodiphenylamine	ND		0.25	1	05/29/2019 02:12
N-Nitrosodi-n-propylamine	ND		0.25	1	05/29/2019 02:12
Pentachlorophenol	ND		0.031	1	05/29/2019 02:12
Phenanthrene	**0.026**		0.0050	1	05/29/2019 02:12
Phenol	**0.0066**		0.0050	1	05/29/2019 02:12
Pyrene	**0.025**		0.0025	1	05/29/2019 02:12
Pyridine	ND		0.25	1	05/29/2019 02:12
1,2,4-Trichlorobenzene	ND		0.25	1	05/29/2019 02:12
2,4,5-Trichlorophenol	ND		0.0025	1	05/29/2019 02:12
2,4,6-Trichlorophenol	ND		0.013	1	05/29/2019 02:12

(Cont.)

McCampbell Analytical, Inc.
"When Quality Counts"

1534 Willow Pass Road, Pittsburg, CA 94565-1701
Toll Free Telephone: (877) 252-9262 / Fax: (925) 252-9269
http://www.mccampbell.com / E-mail: main@mccampbell.com

Analytical Report

Client:	Farallon Consulting	**WorkOrder:**	1905C36
Date Received:	5/22/19 19:30	**Extraction Method:**	SW3550B/3640A
Date Prepared:	5/24/19	**Analytical Method:**	SW8270C
Project:	2250-001; 1055 Commercial Ct	**Unit:**	mg/Kg

Semi-Volatile Organics (Low Level) with GPC Cleanup

Client ID	Lab ID	Matrix	Date Collected	Instrument	Batch ID
F-11 (2')	1905C36-001B	Soil	05/22/2019 07:40	GC21 05281937.D	178502

Analytes	Result	Qualifiers	RL	DF	Date Analyzed
Surrogates	**REC (%)**		**Limits**		
2-Fluorophenol	64		30-167		05/29/2019 02:12
Phenol-d5	68		58-149		05/29/2019 02:12
Nitrobenzene-d5	65		54-137		05/29/2019 02:12
2-Fluorobiphenyl	65		59-113		05/29/2019 02:12
2,4,6-Tribromophenol	80		21-171		05/29/2019 02:12
4-Terphenyl-d14	103		65-126		05/29/2019 02:12

Analyst(s): REB

McCampbell Analytical, Inc.
"When Quality Counts"

1534 Willow Pass Road, Pittsburg, CA 94565-1701
Toll Free Telephone: (877) 252-9262 / Fax: (925) 252-9269
http://www.mccampbell.com / E-mail: main@mccampbell.com

Analytical Report

Client:	Farallon Consulting	**WorkOrder:**	1905C36
Date Received:	5/22/19 19:30	**Extraction Method:**	SW3640Am
Date Prepared:	5/29/19	**Analytical Method:**	SW8270C
Project:	2250-001; 1055 Commercial Ct	**Unit:**	µg/L

Semi-Volatile Organics

Client ID	Lab ID	Matrix	Date Collected	Instrument	Batch ID
F-11	1905C36-003D	Water	05/22/2019 08:30	GC21 05301940.D	178699

Analytes	Result	RL	DF	Date Analyzed
Acenaphthene	ND	0.011	1	05/31/2019 02:51
Acenaphthylene	ND	0.011	1	05/31/2019 02:51
Acetochlor	ND	2.2	1	05/31/2019 02:51
Anthracene	ND	0.011	1	05/31/2019 02:51
Benzidine	ND	5.5	1	05/31/2019 02:51
Benzo (a) anthracene	ND	0.022	1	05/31/2019 02:51
Benzo (a) pyrene	ND	0.011	1	05/31/2019 02:51
Benzo (b) fluoranthene	ND	0.0055	1	05/31/2019 02:51
Benzo (g,h,i) perylene	ND	0.022	1	05/31/2019 02:51
Benzo (k) fluoranthene	ND	0.011	1	05/31/2019 02:51
Benzyl Alcohol	ND	5.5	1	05/31/2019 02:51
1,1-Biphenyl	ND	0.055	1	05/31/2019 02:51
Bis (2-chloroethoxy) Methane	ND	1.1	1	05/31/2019 02:51
Bis (2-chloroethyl) Ether	ND	0.0055	1	05/31/2019 02:51
Bis (2-chloroisopropyl) Ether	ND	0.011	1	05/31/2019 02:51
Bis (2-ethylhexyl) Adipate	ND	3.3	1	05/31/2019 02:51
Bis (2-ethylhexyl) Phthalate	**0.25**	0.044	1	05/31/2019 02:51
4-Bromophenyl Phenyl Ether	ND	1.1	1	05/31/2019 02:51
Butylbenzyl Phthalate	ND	2.2	1	05/31/2019 02:51
4-Chloroaniline	ND	0.022	1	05/31/2019 02:51
4-Chloro-3-methylphenol	ND	1.1	1	05/31/2019 02:51
2-Chloronaphthalene	ND	1.1	1	05/31/2019 02:51
2-Chlorophenol	ND	0.022	1	05/31/2019 02:51
4-Chlorophenyl Phenyl Ether	ND	1.1	1	05/31/2019 02:51
Chrysene	ND	0.011	1	05/31/2019 02:51
Dibenzo (a,h) anthracene	ND	0.011	1	05/31/2019 02:51
Dibenzofuran	ND	1.1	1	05/31/2019 02:51
Di-n-butyl Phthalate	ND	0.022	1	05/31/2019 02:51
1,2-Dichlorobenzene	ND	2.2	1	05/31/2019 02:51
1,3-Dichlorobenzene	ND	2.2	1	05/31/2019 02:51
1,4-Dichlorobenzene	ND	2.2	1	05/31/2019 02:51
3,3-Dichlorobenzidine	**0.23**	0.022	1	05/31/2019 02:51
2,4-Dichlorophenol	ND	0.011	1	05/31/2019 02:51
Diethyl Phthalate	ND	0.022	1	05/31/2019 02:51
2,4-Dimethylphenol	ND	1.1	1	05/31/2019 02:51
Dimethyl Phthalate	ND	0.022	1	05/31/2019 02:51
4,6-Dinitro-2-methylphenol	ND	5.5	1	05/31/2019 02:51

(Cont.)

McCampbell Analytical, Inc.
"When Quality Counts"

1534 Willow Pass Road, Pittsburg, CA 94565-1701
Toll Free Telephone: (877) 252-9262 / Fax: (925) 252-9269
http://www.mccampbell.com / E-mail: main@mccampbell.com

Analytical Report

Client:	Farallon Consulting	**WorkOrder:**	1905C36
Date Received:	5/22/19 19:30	**Extraction Method:**	SW3640Am
Date Prepared:	5/29/19	**Analytical Method:**	SW8270C
Project:	2250-001; 1055 Commercial Ct	**Unit:**	µg/L

Semi-Volatile Organics

Client ID	Lab ID	Matrix	Date Collected	Instrument	Batch ID
F-11	1905C36-003D	Water	05/22/2019 08:30	GC21 05301940.D	178699

Analytes	Result	RL	DF	Date Analyzed
2,4-Dinitrophenol	ND	0.55	1	05/31/2019 02:51
2,4-Dinitrotoluene	ND	0.027	1	05/31/2019 02:51
2,6-Dinitrotoluene	ND	0.011	1	05/31/2019 02:51
Di-n-octyl Phthalate	ND	0.14	1	05/31/2019 02:51
1,2-Diphenylhydrazine	ND	1.1	1	05/31/2019 02:51
Fluoranthene	ND	0.011	1	05/31/2019 02:51
Fluorene	ND	0.011	1	05/31/2019 02:51
Hexachlorobenzene	ND	0.0055	1	05/31/2019 02:51
Hexachlorobutadiene	ND	0.011	1	05/31/2019 02:51
Hexachlorocyclopentadiene	ND	5.5	1	05/31/2019 02:51
Hexachloroethane	ND	0.011	1	05/31/2019 02:51
Indeno (1,2,3-cd) pyrene	ND	0.022	1	05/31/2019 02:51
Isophorone	ND	1.1	1	05/31/2019 02:51
2-Methylnaphthalene	**0.55**	0.011	1	05/31/2019 02:51
2-Methylphenol (o-Cresol)	ND	1.1	1	05/31/2019 02:51
3 & 4-Methylphenol (m,p-Cresol)	ND	1.1	1	05/31/2019 02:51
Naphthalene	**1.2**	0.011	1	05/31/2019 02:51
2-Nitroaniline	ND	5.5	1	05/31/2019 02:51
3-Nitroaniline	ND	5.5	1	05/31/2019 02:51
4-Nitroaniline	ND	5.5	1	05/31/2019 02:51
Nitrobenzene	ND	1.1	1	05/31/2019 02:51
2-Nitrophenol	ND	5.5	1	05/31/2019 02:51
4-Nitrophenol	ND	5.5	1	05/31/2019 02:51
N-Nitrosodiphenylamine	**16**	1.1	1	05/31/2019 02:51
N-Nitrosodi-n-propylamine	ND	1.1	1	05/31/2019 02:51
Pentachlorophenol	ND	0.27	1	05/31/2019 02:51
Phenanthrene	ND	0.022	1	05/31/2019 02:51
Phenol	ND	0.022	1	05/31/2019 02:51
Pyrene	ND	0.022	1	05/31/2019 02:51
Pyridine	ND	1.1	1	05/31/2019 02:51
1,2,4-Trichlorobenzene	ND	1.1	1	05/31/2019 02:51
2,4,5-Trichlorophenol	ND	0.055	1	05/31/2019 02:51
2,4,6-Trichlorophenol	ND	0.055	1	05/31/2019 02:51
1-Methylnaphthalene	**0.95**	0.011	1	05/31/2019 02:51

(Cont.)

McCampbell Analytical, Inc.
"When Quality Counts"

1534 Willow Pass Road, Pittsburg, CA 94565-1701
Toll Free Telephone: (877) 252-9262 / Fax: (925) 252-9269
http://www.mccampbell.com / E-mail: main@mccampbell.com

Analytical Report

Client:	Farallon Consulting	**WorkOrder:**	1905C36
Date Received:	5/22/19 19:30	**Extraction Method:**	SW3640Am
Date Prepared:	5/29/19	**Analytical Method:**	SW8270C
Project:	2250-001; 1055 Commercial Ct	**Unit:**	µg/L

Semi-Volatile Organics

Client ID	Lab ID	Matrix	Date Collected	Instrument	Batch ID
F-11	1905C36-003D	Water	05/22/2019 08:30	GC21 05301940.D	178699

Analytes	Result	RL	DF	Date Analyzed
Surrogates	**REC (%)**	**Limits**		
2-Fluorophenol	78	8-130		05/31/2019 02:51
Phenol-d5	80	5-130		05/31/2019 02:51
Nitrobenzene-d5	126	20-140		05/31/2019 02:51
2-Fluorobiphenyl	111	40-140		05/31/2019 02:51
2,4,6-Tribromophenol	162	16-180		05/31/2019 02:51
4-Terphenyl-d14	154	40-170		05/31/2019 02:51

Analyst(s): REB Analytical Comments: a19

McCampbell Analytical, Inc.
"When Quality Counts"

1534 Willow Pass Road, Pittsburg, CA 94565-1701
Toll Free Telephone: (877) 252-9262 / Fax: (925) 252-9269
http://www.mccampbell.com / E-mail: main@mccampbell.com

Analytical Report

Client:	Farallon Consulting	**WorkOrder:**	1905C36
Date Received:	5/22/19 19:30	**Extraction Method:**	SW3050B
Date Prepared:	5/22/19	**Analytical Method:**	SW6020
Project:	2250-001; 1055 Commercial Ct	**Unit:**	mg/Kg

CAM / CCR 17 Metals

Client ID	Lab ID	Matrix	Date Collected	Instrument	Batch ID
F-11 (2')	1905C36-001B	Soil	05/22/2019 07:40	ICP-MS3 155SMPL.D	178378

Analytes	Result	RL	DF	Date Analyzed
Antimony	**1.5**	0.50	1	05/24/2019 23:33
Arsenic	**5.3**	0.50	1	05/24/2019 23:33
Barium	**290**	5.0	1	05/24/2019 23:33
Beryllium	ND	0.50	1	05/24/2019 23:33
Cadmium	**0.93**	0.25	1	05/24/2019 23:33
Chromium	**76**	0.50	1	05/24/2019 23:33
Cobalt	**12**	0.50	1	05/24/2019 23:33
Copper	**62**	0.50	1	05/24/2019 23:33
Lead	**160**	0.50	1	05/24/2019 23:33
Mercury	**0.11**	0.050	1	05/24/2019 23:33
Molybdenum	**1.7**	0.50	1	05/24/2019 23:33
Nickel	**67**	0.50	1	05/24/2019 23:33
Selenium	ND	0.50	1	05/24/2019 23:33
Silver	**1.8**	0.50	1	05/24/2019 23:33
Thallium	ND	0.50	1	05/24/2019 23:33
Vanadium	**68**	0.50	1	05/24/2019 23:33
Zinc	**740**	5.0	1	05/24/2019 23:33

Surrogates	REC (%)	Limits	
Terbium	123	70-130	05/24/2019 23:33

Analyst(s): DB

(Cont.)

CA ELAP 1644 • NELAP 4033ORELAP

McCampbell Analytical, Inc.
"When Quality Counts"

1534 Willow Pass Road, Pittsburg, CA 94565-1701
Toll Free Telephone: (877) 252-9262 / Fax: (925) 252-9269
http://www.mccampbell.com / E-mail: main@mccampbell.com

Analytical Report

Client:	Farallon Consulting	**WorkOrder:**	1905C36
Date Received:	5/22/19 19:30	**Extraction Method:**	SW3050B
Date Prepared:	5/22/19	**Analytical Method:**	SW6020
Project:	2250-001; 1055 Commercial Ct	**Unit:**	mg/Kg

CAM / CCR 17 Metals

Client ID	Lab ID	Matrix	Date Collected	Instrument	Batch ID
F-15 (2')	1905C36-004B	Soil	05/22/2019 09:40	ICP-MS3 156SMPL.D	178378

Analytes	Result	RL	DF	Date Analyzed
Antimony	**2.2**	0.50	1	05/24/2019 23:39
Arsenic	**2.6**	0.50	1	05/24/2019 23:39
Barium	**330**	5.0	1	05/24/2019 23:39
Beryllium	ND	0.50	1	05/24/2019 23:39
Cadmium	**0.55**	0.25	1	05/24/2019 23:39
Chromium	**140**	0.50	1	05/24/2019 23:39
Cobalt	**23**	0.50	1	05/24/2019 23:39
Copper	**110**	0.50	1	05/24/2019 23:39
Lead	**58**	0.50	1	05/24/2019 23:39
Mercury	**0.19**	0.050	1	05/24/2019 23:39
Molybdenum	**3.5**	0.50	1	05/24/2019 23:39
Nickel	**99**	0.50	1	05/24/2019 23:39
Selenium	**0.61**	0.50	1	05/24/2019 23:39
Silver	**1.4**	0.50	1	05/24/2019 23:39
Thallium	ND	0.50	1	05/24/2019 23:39
Vanadium	**130**	0.50	1	05/24/2019 23:39
Zinc	**330**	5.0	1	05/24/2019 23:39

Surrogates	REC (%)	Limits	
Terbium	122	70-130	05/24/2019 23:39

Analyst(s): DB

(Cont.)

McCampbell Analytical, Inc.
"When Quality Counts"

1534 Willow Pass Road, Pittsburg, CA 94565-1701
Toll Free Telephone: (877) 252-9262 / Fax: (925) 252-9269
http://www.mccampbell.com / E-mail: main@mccampbell.com

Analytical Report

Client:	Farallon Consulting	**WorkOrder:**	1905C36
Date Received:	5/22/19 19:30	**Extraction Method:**	SW3050B
Date Prepared:	5/22/19	**Analytical Method:**	SW6020
Project:	2250-001; 1055 Commercial Ct	**Unit:**	mg/Kg

CAM / CCR 17 Metals

Client ID	Lab ID	Matrix	Date Collected	Instrument	Batch ID
S-1 (1')	1905C36-007A	Soil	05/22/2019 10:50	ICP-MS3 157SMPL.D	178378

Analytes	Result	RL	DF	Date Analyzed
Antimony	**1.3**	0.50	1	05/24/2019 23:45
Arsenic	**3.2**	0.50	1	05/24/2019 23:45
Barium	**640**	5.0	1	05/24/2019 23:45
Beryllium	ND	0.50	1	05/24/2019 23:45
Cadmium	**0.65**	0.25	1	05/24/2019 23:45
Chromium	**49**	0.50	1	05/24/2019 23:45
Cobalt	**11**	0.50	1	05/24/2019 23:45
Copper	**75**	0.50	1	05/24/2019 23:45
Lead	**39**	0.50	1	05/24/2019 23:45
Mercury	**0.24**	0.050	1	05/24/2019 23:45
Molybdenum	**2.1**	0.50	1	05/24/2019 23:45
Nickel	**77**	0.50	1	05/24/2019 23:45
Selenium	**1.4**	0.50	1	05/24/2019 23:45
Silver	ND	0.50	1	05/24/2019 23:45
Thallium	ND	0.50	1	05/24/2019 23:45
Vanadium	**62**	0.50	1	05/24/2019 23:45
Zinc	**150**	5.0	1	05/24/2019 23:45

Surrogates	REC (%)	Limits	
Terbium	105	70-130	05/24/2019 23:45

Analyst(s): DB

(Cont.)

McCampbell Analytical, Inc.
"When Quality Counts"

1534 Willow Pass Road, Pittsburg, CA 94565-1701
Toll Free Telephone: (877) 252-9262 / Fax: (925) 252-9269
http://www.mccampbell.com / E-mail: main@mccampbell.com

Analytical Report

Client:	Farallon Consulting	**WorkOrder:**	1905C36
Date Received:	5/22/19 19:30	**Extraction Method:**	SW3050B
Date Prepared:	5/22/19	**Analytical Method:**	SW6020
Project:	2250-001; 1055 Commercial Ct	**Unit:**	mg/Kg

CAM / CCR 17 Metals

Client ID	Lab ID	Matrix	Date Collected	Instrument	Batch ID
S-2 (1')	**1905C36-009A**	**Soil**	**05/22/2019 11:15**	**ICP-MS3 158SMPL.D**	**178378**

Analytes	Result	RL	DF	Date Analyzed
Antimony	**1.1**	0.50	1	05/24/2019 23:51
Arsenic	**3.9**	0.50	1	05/24/2019 23:51
Barium	**580**	5.0	1	05/24/2019 23:51
Beryllium	ND	0.50	1	05/24/2019 23:51
Cadmium	**0.65**	0.25	1	05/24/2019 23:51
Chromium	**88**	0.50	1	05/24/2019 23:51
Cobalt	**16**	0.50	1	05/24/2019 23:51
Copper	**48**	0.50	1	05/24/2019 23:51
Lead	**24**	0.50	1	05/24/2019 23:51
Mercury	**0.31**	0.050	1	05/24/2019 23:51
Molybdenum	**2.7**	0.50	1	05/24/2019 23:51
Nickel	**180**	0.50	1	05/24/2019 23:51
Selenium	**1.4**	0.50	1	05/24/2019 23:51
Silver	ND	0.50	1	05/24/2019 23:51
Thallium	ND	0.50	1	05/24/2019 23:51
Vanadium	**81**	0.50	1	05/24/2019 23:51
Zinc	**90**	5.0	1	05/24/2019 23:51

Surrogates	REC (%)	Limits	
Terbium	112	70-130	05/24/2019 23:51

Analyst(s): DB

(Cont.)

McCampbell Analytical, Inc.
"When Quality Counts"

1534 Willow Pass Road, Pittsburg, CA 94565-1701
Toll Free Telephone: (877) 252-9262 / Fax: (925) 252-9269
http://www.mccampbell.com / E-mail: main@mccampbell.com

Analytical Report

Client:	Farallon Consulting	**WorkOrder:**	1905C36
Date Received:	5/22/19 19:30	**Extraction Method:**	SW3050B
Date Prepared:	5/22/19	**Analytical Method:**	SW6020
Project:	2250-001; 1055 Commercial Ct	**Unit:**	mg/Kg

CAM / CCR 17 Metals

Client ID	Lab ID	Matrix	Date Collected	Instrument	Batch ID
F-16 (2')	1905C36-011B	Soil	05/22/2019 12:20	ICP-MS3 159SMPL.D	178378

Analytes	Result	RL	DF	Date Analyzed
Antimony	**1.4**	0.50	1	05/24/2019 23:57
Arsenic	**3.8**	0.50	1	05/24/2019 23:57
Barium	**860**	5.0	1	05/24/2019 23:57
Beryllium	ND	0.50	1	05/24/2019 23:57
Cadmium	**0.75**	0.25	1	05/24/2019 23:57
Chromium	**58**	0.50	1	05/24/2019 23:57
Cobalt	**11**	0.50	1	05/24/2019 23:57
Copper	**40**	0.50	1	05/24/2019 23:57
Lead	**23**	0.50	1	05/24/2019 23:57
Mercury	**0.37**	0.050	1	05/24/2019 23:57
Molybdenum	**5.1**	0.50	1	05/24/2019 23:57
Nickel	**73**	0.50	1	05/24/2019 23:57
Selenium	**2.4**	0.50	1	05/24/2019 23:57
Silver	ND	0.50	1	05/24/2019 23:57
Thallium	ND	0.50	1	05/24/2019 23:57
Vanadium	**78**	0.50	1	05/24/2019 23:57
Zinc	**94**	5.0	1	05/24/2019 23:57

Surrogates	REC (%)	Limits	
Terbium	112	70-130	05/24/2019 23:57

Analyst(s): DB

(Cont.)

McCampbell Analytical, Inc.
"When Quality Counts"

1534 Willow Pass Road, Pittsburg, CA 94565-1701
Toll Free Telephone: (877) 252-9262 / Fax: (925) 252-9269
http://www.mccampbell.com / E-mail: main@mccampbell.com

Analytical Report

Client:	Farallon Consulting	**WorkOrder:**	1905C36
Date Received:	5/22/19 19:30	**Extraction Method:**	SW3050B
Date Prepared:	5/22/19	**Analytical Method:**	SW6020
Project:	2250-001; 1055 Commercial Ct	**Unit:**	mg/Kg

CAM / CCR 17 Metals

Client ID	Lab ID	Matrix	Date Collected	Instrument	Batch ID
F-17 (2')	1905C36-015B	Soil	05/22/2019 14:15	ICP-MS3 160SMPL.D	178378

Analytes	Result	RL	DF	Date Analyzed
Antimony	**1.4**	0.50	1	05/25/2019 00:03
Arsenic	**3.3**	0.50	1	05/25/2019 00:03
Barium	**480**	5.0	1	05/25/2019 00:03
Beryllium	ND	0.50	1	05/25/2019 00:03
Cadmium	**0.53**	0.25	1	05/25/2019 00:03
Chromium	**85**	0.50	1	05/25/2019 00:03
Cobalt	**16**	0.50	1	05/25/2019 00:03
Copper	**65**	0.50	1	05/25/2019 00:03
Lead	**61**	0.50	1	05/25/2019 00:03
Mercury	**0.26**	0.050	1	05/25/2019 00:03
Molybdenum	**2.8**	0.50	1	05/25/2019 00:03
Nickel	**79**	0.50	1	05/25/2019 00:03
Selenium	**1.3**	0.50	1	05/25/2019 00:03
Silver	**0.73**	0.50	1	05/25/2019 00:03
Thallium	ND	0.50	1	05/25/2019 00:03
Vanadium	**100**	0.50	1	05/25/2019 00:03
Zinc	**140**	5.0	1	05/25/2019 00:03

Surrogates	REC (%)	Limits	
Terbium	109	70-130	05/25/2019 00:03

Analyst(s): DB

(Cont.)

McCampbell Analytical, Inc.
"When Quality Counts"

1534 Willow Pass Road, Pittsburg, CA 94565-1701
Toll Free Telephone: (877) 252-9262 / Fax: (925) 252-9269
http://www.mccampbell.com / E-mail: main@mccampbell.com

Analytical Report

Client:	Farallon Consulting	**WorkOrder:**	1905C36
Date Received:	5/22/19 19:30	**Extraction Method:**	SW3050B
Date Prepared:	5/22/19	**Analytical Method:**	SW6020
Project:	2250-001; 1055 Commercial Ct	**Unit:**	mg/Kg

CAM / CCR 17 Metals

Client ID	Lab ID	Matrix	Date Collected	Instrument	Batch ID
F-10 (2')	1905C36-017B	Soil	05/22/2019 15:50	ICP-MS3 161SMPL.D	178378

Analytes	Result	RL	DF	Date Analyzed
Antimony	**1.1**	0.50	1	05/25/2019 00:10
Arsenic	**3.0**	0.50	1	05/25/2019 00:10
Barium	**240**	5.0	1	05/25/2019 00:10
Beryllium	ND	0.50	1	05/25/2019 00:10
Cadmium	**0.70**	0.25	1	05/25/2019 00:10
Chromium	**100**	0.50	1	05/25/2019 00:10
Cobalt	**19**	0.50	1	05/25/2019 00:10
Copper	**85**	0.50	1	05/25/2019 00:10
Lead	**51**	0.50	1	05/25/2019 00:10
Mercury	**0.13**	0.050	1	05/25/2019 00:10
Molybdenum	**1.7**	0.50	1	05/25/2019 00:10
Nickel	**110**	0.50	1	05/25/2019 00:10
Selenium	**0.61**	0.50	1	05/25/2019 00:10
Silver	**0.96**	0.50	1	05/25/2019 00:10
Thallium	ND	0.50	1	05/25/2019 00:10
Vanadium	**110**	0.50	1	05/25/2019 00:10
Zinc	**120**	5.0	1	05/25/2019 00:10

Surrogates	REC (%)	Limits	
Terbium	108	70-130	05/25/2019 00:10

Analyst(s): DB

McCampbell Analytical, Inc.
"When Quality Counts"

1534 Willow Pass Road, Pittsburg, CA 94565-1701
Toll Free Telephone: (877) 252-9262 / Fax: (925) 252-9269
http://www.mccampbell.com / E-mail: main@mccampbell.com

Analytical Report

Client:	Farallon Consulting	**WorkOrder:**	1905C36
Date Received:	5/22/19 19:30	**Extraction Method:**	E200.8
Date Prepared:	5/23/19	**Analytical Method:**	E200.8
Project:	2250-001; 1055 Commercial Ct	**Unit:**	µg/L

Metals (>1% Sediment Content)

Client ID	Lab ID	Matrix	Date Collected	Instrument	Batch ID
F-11	1905C36-003E	Water	05/22/2019 08:30	ICP-MS3 165SMPL.D	178493

Analytes	Result	RL	DF	Date Analyzed
Antimony	ND	25	1	05/30/2019 02:48
Arsenic	**77**	25	1	05/30/2019 02:48
Barium	**20,000**	250	1	05/30/2019 02:48
Beryllium	ND	25	1	05/30/2019 02:48
Cadmium	ND	25	1	05/30/2019 02:48
Chromium	**1100**	25	1	05/30/2019 02:48
Cobalt	**210**	25	1	05/30/2019 02:48
Copper	**8800**	25	1	05/30/2019 02:48
Lead	**1700**	25	1	05/30/2019 02:48
Mercury	ND	2.5	1	05/30/2019 02:48
Molybdenum	**29**	25	1	05/30/2019 02:48
Nickel	**3100**	25	1	05/30/2019 02:48
Selenium	ND	25	1	05/30/2019 02:48
Silver	ND	25	1	05/30/2019 02:48
Thallium	ND	25	1	05/30/2019 02:48
Vanadium	**310**	25	1	05/30/2019 02:48
Zinc	**24,000**	250	1	05/30/2019 02:48

Surrogates	REC (%)	Limits	
Terbium	108	70-130	05/30/2019 02:48

Analyst(s): JC

Analytical Comments: b8

(Cont.)

McCampbell Analytical, Inc.
"When Quality Counts"

1534 Willow Pass Road, Pittsburg, CA 94565-1701
Toll Free Telephone: (877) 252-9262 / Fax: (925) 252-9269
http://www.mccampbell.com / E-mail: main@mccampbell.com

Analytical Report

Client:	Farallon Consulting	**WorkOrder:**	1905C36
Date Received:	5/22/19 19:30	**Extraction Method:**	E200.8
Date Prepared:	5/23/19	**Analytical Method:**	E200.8
Project:	2250-001; 1055 Commercial Ct	**Unit:**	µg/L

Metals (>1% Sediment Content)

Client ID	Lab ID	Matrix	Date Collected	Instrument	Batch ID
F-15	1905C36-006D	Water	05/22/2019 10:20	ICP-MS3 166SMPL.D	178493

Analytes	Result	RL	DF	Date Analyzed
Antimony	**96**	25	1	05/30/2019 02:54
Arsenic	**4100**	25	1	05/30/2019 02:54
Barium	**12,000**	250	1	05/30/2019 02:54
Beryllium	ND	25	1	05/30/2019 02:54
Cadmium	**190**	25	1	05/30/2019 02:54
Chromium	**2500**	25	1	05/30/2019 02:54
Cobalt	**1600**	25	1	05/30/2019 02:54
Copper	**7600**	25	1	05/30/2019 02:54
Lead	**11,000**	25	1	05/30/2019 02:54
Mercury	**95**	2.5	1	05/30/2019 02:54
Molybdenum	**2400**	25	1	05/30/2019 02:54
Nickel	**5500**	25	1	05/30/2019 02:54
Selenium	ND	25	1	05/30/2019 02:54
Silver	**29**	25	1	05/30/2019 02:54
Thallium	ND	25	1	05/30/2019 02:54
Vanadium	**1300**	25	1	05/30/2019 02:54
Zinc	**23,000**	250	1	05/30/2019 02:54

Surrogates	REC (%)	Limits	
Terbium	105	70-130	05/30/2019 02:54

Analyst(s): JC

Analytical Comments: b8

(Cont.)

McCampbell Analytical, Inc.
"When Quality Counts"

1534 Willow Pass Road, Pittsburg, CA 94565-1701
Toll Free Telephone: (877) 252-9262 / Fax: (925) 252-9269
http://www.mccampbell.com / E-mail: main@mccampbell.com

Analytical Report

Client:	Farallon Consulting	**WorkOrder:**	1905C36
Date Received:	5/22/19 19:30	**Extraction Method:**	E200.8
Date Prepared:	5/23/19	**Analytical Method:**	E200.8
Project:	2250-001; 1055 Commercial Ct	**Unit:**	µg/L

Metals (>1% Sediment Content)

Client ID	Lab ID	Matrix	Date Collected	Instrument	Batch ID
F-16	1905C36-014D	Water	05/22/2019 13:20	ICP-MS3 164SMPL.D	178493

Analytes	Result	RL	DF	Date Analyzed
Antimony	**41**	25	1	05/30/2019 02:42
Arsenic	**630**	25	1	05/30/2019 02:42
Barium	**15,000**	250	1	05/30/2019 02:42
Beryllium	ND	25	1	05/30/2019 02:42
Cadmium	**47**	25	1	05/30/2019 02:42
Chromium	**2800**	25	1	05/30/2019 02:42
Cobalt	**640**	25	1	05/30/2019 02:42
Copper	**3000**	25	1	05/30/2019 02:42
Lead	**2800**	25	1	05/30/2019 02:42
Mercury	**4.9**	2.5	1	05/30/2019 02:42
Molybdenum	**130**	25	1	05/30/2019 02:42
Nickel	**5000**	25	1	05/30/2019 02:42
Selenium	ND	25	1	05/30/2019 02:42
Silver	ND	25	1	05/30/2019 02:42
Thallium	ND	25	1	05/30/2019 02:42
Vanadium	**1700**	25	1	05/30/2019 02:42
Zinc	**5800**	250	1	05/30/2019 02:42

Surrogates	REC (%)	Limits	
Terbium	108	70-130	05/30/2019 02:42

Analyst(s): JC

Analytical Comments: b8

(Cont.)

McCampbell Analytical, Inc.
"When Quality Counts"

1534 Willow Pass Road, Pittsburg, CA 94565-1701
Toll Free Telephone: (877) 252-9262 / Fax: (925) 252-9269
http://www.mccampbell.com / E-mail: main@mccampbell.com

Analytical Report

Client:	Farallon Consulting	**WorkOrder:**	1905C36
Date Received:	5/22/19 19:30	**Extraction Method:**	E200.8
Date Prepared:	5/23/19	**Analytical Method:**	E200.8
Project:	2250-001; 1055 Commercial Ct	**Unit:**	µg/L

Metals (>1% Sediment Content)

Client ID	Lab ID	Matrix	Date Collected	Instrument	Batch ID
F-17	1905C36-016D	Water	05/22/2019 15:05	ICP-MS3 163SMPL.D	178493

Analytes	Result	RL	DF	Date Analyzed
Antimony	**86**	25	1	05/30/2019 02:36
Arsenic	**5200**	25	1	05/30/2019 02:36
Barium	**39,000**	250	1	05/30/2019 02:36
Beryllium	**56**	25	1	05/30/2019 02:36
Cadmium	**120**	25	1	05/30/2019 02:36
Chromium	**7600**	25	1	05/30/2019 02:36
Cobalt	**1700**	25	1	05/30/2019 02:36
Copper	**11,000**	25	1	05/30/2019 02:36
Lead	**14,000**	25	1	05/30/2019 02:36
Mercury	**41**	2.5	1	05/30/2019 02:36
Molybdenum	**350**	25	1	05/30/2019 02:36
Nickel	**12,000**	25	1	05/30/2019 02:36
Selenium	**71**	25	1	05/30/2019 02:36
Silver	**170**	25	1	05/30/2019 02:36
Thallium	ND	25	1	05/30/2019 02:36
Vanadium	**4800**	25	1	05/30/2019 02:36
Zinc	**39,000**	250	1	05/30/2019 02:36

Surrogates	REC (%)	Limits	
Terbium	109	70-130	05/30/2019 02:36

Analyst(s): JC

Analytical Comments: b8

(Cont.)

McCampbell Analytical, Inc.
"When Quality Counts"

1534 Willow Pass Road, Pittsburg, CA 94565-1701
Toll Free Telephone: (877) 252-9262 / Fax: (925) 252-9269
http://www.mccampbell.com / E-mail: main@mccampbell.com

Analytical Report

Client:	Farallon Consulting	**WorkOrder:**	1905C36
Date Received:	5/22/19 19:30	**Extraction Method:**	E200.8
Date Prepared:	5/23/19	**Analytical Method:**	E200.8
Project:	2250-001; 1055 Commercial Ct	**Unit:**	µg/L

Metals (>1% Sediment Content)

Client ID	Lab ID	Matrix	Date Collected	Instrument	Batch ID
F-10	1905C36-018D	Water	05/22/2019 16:40	ICP-MS3 167SMPL.D	178493

Analytes	Result	RL	DF	Date Analyzed
Antimony	**500**	25	1	05/30/2019 03:00
Arsenic	**2100**	25	1	05/30/2019 03:00
Barium	**28,000**	250	1	05/30/2019 03:00
Beryllium	ND	25	1	05/30/2019 03:00
Cadmium	**300**	25	1	05/30/2019 03:00
Chromium	**3900**	25	1	05/30/2019 03:00
Cobalt	**670**	25	1	05/30/2019 03:00
Copper	**24,000**	250	10	05/30/2019 15:06
Lead	**110,000**	250	10	05/30/2019 15:06
Mercury	**18**	2.5	1	05/30/2019 03:00
Molybdenum	**440**	25	1	05/30/2019 03:00
Nickel	**6000**	25	1	05/30/2019 03:00
Selenium	**56**	25	1	05/30/2019 03:00
Silver	**53**	25	1	05/30/2019 03:00
Thallium	ND	25	1	05/30/2019 03:00
Vanadium	**2400**	25	1	05/30/2019 03:00
Zinc	**310,000**	2500	10	05/30/2019 15:06

Surrogates	REC (%)	Limits	
Terbium	111	70-130	05/30/2019 03:00

Analyst(s): JC, ND

Analytical Comments: b8

McCampbell Analytical, Inc.
"When Quality Counts"

1534 Willow Pass Road, Pittsburg, CA 94565-1701
Toll Free Telephone: (877) 252-9262 / Fax: (925) 252-9269
http://www.mccampbell.com / E-mail: main@mccampbell.com

Analytical Report

Client:	Farallon Consulting	**WorkOrder:**	1905C36
Date Received:	5/22/19 19:30	**Extraction Method:**	SW5035
Date Prepared:	5/22/19	**Analytical Method:**	SW8021B/8015Bm
Project:	2250-001; 1055 Commercial Ct	**Unit:**	mg/Kg

Gasoline Range (C6-C12) Volatile Hydrocarbons as Gasoline with BTEX and MTBE

Client ID	Lab ID	Matrix	Date Collected	Instrument	Batch ID
F-11 (2')	1905C36-001B	Soil	05/22/2019 07:40	GC19 05251914.D	178354

Analytes	Result	RL	DF	Date Analyzed
TPH(g) (C6-C12)	**3.9**	1.0	1	05/25/2019 21:00
MTBE	ND	0.050	1	05/25/2019 21:00
Benzene	ND	0.0050	1	05/25/2019 21:00
Toluene	**0.027**	0.0050	1	05/25/2019 21:00
Ethylbenzene	**0.025**	0.0050	1	05/25/2019 21:00
m,p-Xylene	**0.11**	0.010	1	05/25/2019 21:00
o-Xylene	**0.055**	0.0050	1	05/25/2019 21:00
Xylenes	**0.16**	0.0050	1	05/25/2019 21:00

Surrogates	REC (%)	Limits	
2-Fluorotoluene	97	62-126	05/25/2019 21:00

Analyst(s): TD Analytical Comments: d7

Client ID	Lab ID	Matrix	Date Collected	Instrument	Batch ID
F-15 (2')	1905C36-004B	Soil	05/22/2019 09:40	GC19 05281918.D	178354

Analytes	Result	RL	DF	Date Analyzed
TPH(g) (C6-C12)	**5.9**	1.0	1	05/28/2019 19:29
MTBE	ND	0.050	1	05/28/2019 19:29
Benzene	**0.014**	0.0050	1	05/28/2019 19:29
Toluene	**0.057**	0.0050	1	05/28/2019 19:29
Ethylbenzene	**0.031**	0.0050	1	05/28/2019 19:29
m,p-Xylene	**0.13**	0.010	1	05/28/2019 19:29
o-Xylene	**0.042**	0.0050	1	05/28/2019 19:29
Xylenes	**0.18**	0.0050	1	05/28/2019 19:29

Surrogates	REC (%)	Limits	
2-Fluorotoluene	103	62-126	05/28/2019 19:29

Analyst(s): IA Analytical Comments: d1,d7

(Cont.)

McCampbell Analytical, Inc.
"When Quality Counts"

1534 Willow Pass Road, Pittsburg, CA 94565-1701
Toll Free Telephone: (877) 252-9262 / Fax: (925) 252-9269
http://www.mccampbell.com / E-mail: main@mccampbell.com

Analytical Report

Client:	Farallon Consulting	**WorkOrder:**	1905C36
Date Received:	5/22/19 19:30	**Extraction Method:**	SW5035
Date Prepared:	5/22/19	**Analytical Method:**	SW8021B/8015Bm
Project:	2250-001; 1055 Commercial Ct	**Unit:**	mg/Kg

Gasoline Range (C6-C12) Volatile Hydrocarbons as Gasoline with BTEX and MTBE

Client ID	Lab ID	Matrix	Date Collected	Instrument	Batch ID
S-1 (1')	1905C36-007A	Soil	05/22/2019 10:50	GC19 05251920.D	178354

Analytes	Result	RL	DF	Date Analyzed
TPH(g) (C6-C12)	**7.6**	1.0	1	05/26/2019 00:01
MTBE	ND	0.050	1	05/26/2019 00:01
Benzene	**0.0090**	0.0050	1	05/26/2019 00:01
Toluene	**0.033**	0.0050	1	05/26/2019 00:01
Ethylbenzene	**0.012**	0.0050	1	05/26/2019 00:01
m,p-Xylene	**0.078**	0.010	1	05/26/2019 00:01
o-Xylene	**0.040**	0.0050	1	05/26/2019 00:01
Xylenes	**0.12**	0.0050	1	05/26/2019 00:01

Surrogates	REC (%)	Limits	
2-Fluorotoluene	89	62-126	05/26/2019 00:01

Analyst(s): TD Analytical Comments: d7,d1

Client ID	Lab ID	Matrix	Date Collected	Instrument	Batch ID
S-2 (1')	1905C36-009A	Soil	05/22/2019 11:15	GC7 05291908.D	178354

Analytes	Result	RL	DF	Date Analyzed
TPH(g) (C6-C12)	**15**	1.0	1	05/29/2019 14:55
MTBE	ND	0.050	1	05/29/2019 14:55
Benzene	**0.029**	0.0050	1	05/29/2019 14:55
Toluene	**0.20**	0.0050	1	05/29/2019 14:55
Ethylbenzene	**0.084**	0.0050	1	05/29/2019 14:55
m,p-Xylene	**0.56**	0.010	1	05/29/2019 14:55
o-Xylene	**0.16**	0.0050	1	05/29/2019 14:55
Xylenes	**0.73**	0.0050	1	05/29/2019 14:55

Surrogates	REC (%)	Limits	
2-Fluorotoluene	85	62-126	05/29/2019 14:55

Analyst(s): IA Analytical Comments: d7,d9

(Cont.)

McCampbell Analytical, Inc.
"When Quality Counts"

1534 Willow Pass Road, Pittsburg, CA 94565-1701
Toll Free Telephone: (877) 252-9262 / Fax: (925) 252-9269
http://www.mccampbell.com / E-mail: main@mccampbell.com

Analytical Report

Client:	Farallon Consulting	**WorkOrder:**	1905C36
Date Received:	5/22/19 19:30	**Extraction Method:**	SW5035
Date Prepared:	5/22/19	**Analytical Method:**	SW8021B/8015Bm
Project:	2250-001; 1055 Commercial Ct	**Unit:**	mg/Kg

Gasoline Range (C6-C12) Volatile Hydrocarbons as Gasoline with BTEX and MTBE

Client ID	Lab ID	Matrix	Date Collected	Instrument	Batch ID
F-16 (2')	1905C36-011B	Soil	05/22/2019 12:20	GC7 05241931.D	178394

Analytes	Result	RL	DF	Date Analyzed
TPH(g) (C6-C12)	**100**	10	10	05/25/2019 02:46
MTBE	ND	0.50	10	05/25/2019 02:46
Benzene	ND	0.050	10	05/25/2019 02:46
Toluene	**0.52**	0.050	10	05/25/2019 02:46
Ethylbenzene	**0.44**	0.050	10	05/25/2019 02:46
m,p-Xylene	**2.1**	0.10	10	05/25/2019 02:46
o-Xylene	**1.0**	0.050	10	05/25/2019 02:46
Xylenes	**3.1**	0.050	10	05/25/2019 02:46

Surrogates	REC (%)	Limits	
2-Fluorotoluene	89	62-126	05/25/2019 02:46

Analyst(s): IA Analytical Comments: d2

Client ID	Lab ID	Matrix	Date Collected	Instrument	Batch ID
F-17 (2')	1905C36-015B	Soil	05/22/2019 14:15	GC19 05281919.D	178394

Analytes	Result	RL	DF	Date Analyzed
TPH(g) (C6-C12)	**22**	1.0	1	05/28/2019 19:59
MTBE	ND	0.050	1	05/28/2019 19:59
Benzene	**0.023**	0.0050	1	05/28/2019 19:59
Toluene	**0.14**	0.0050	1	05/28/2019 19:59
Ethylbenzene	**0.084**	0.0050	1	05/28/2019 19:59
m,p-Xylene	**0.38**	0.010	1	05/28/2019 19:59
o-Xylene	**0.15**	0.0050	1	05/28/2019 19:59
Xylenes	**0.53**	0.0050	1	05/28/2019 19:59

Surrogates	REC (%)	Limits	
2-Fluorotoluene	89	62-126	05/28/2019 19:59

Analyst(s): IA Analytical Comments: d1,d7

(Cont.)

McCampbell Analytical, Inc.
"When Quality Counts"

1534 Willow Pass Road, Pittsburg, CA 94565-1701
Toll Free Telephone: (877) 252-9262 / Fax: (925) 252-9269
http://www.mccampbell.com / E-mail: main@mccampbell.com

Analytical Report

Client:	Farallon Consulting	**WorkOrder:**	1905C36
Date Received:	5/22/19 19:30	**Extraction Method:**	SW5035
Date Prepared:	5/22/19	**Analytical Method:**	SW8021B/8015Bm
Project:	2250-001; 1055 Commercial Ct	**Unit:**	mg/Kg

Gasoline Range (C6-C12) Volatile Hydrocarbons as Gasoline with BTEX and MTBE

Client ID	Lab ID	Matrix	Date Collected	Instrument	Batch ID
F-10 (2')	**1905C36-017B**	**Soil**	**05/22/2019 15:50**	**GC19 05281920.D**	**178394**

Analytes	Result	RL	DF	Date Analyzed
TPH(g) (C6-C12)	**21**	1.0	1	05/28/2019 20:29
MTBE	ND	0.050	1	05/28/2019 20:29
Benzene	**0.011**	0.0050	1	05/28/2019 20:29
Toluene	**0.075**	0.0050	1	05/28/2019 20:29
Ethylbenzene	**0.035**	0.0050	1	05/28/2019 20:29
m,p-Xylene	**0.14**	0.010	1	05/28/2019 20:29
o-Xylene	**0.069**	0.0050	1	05/28/2019 20:29
Xylenes	**0.21**	0.0050	1	05/28/2019 20:29

Surrogates	REC (%)	Limits	
2-Fluorotoluene	91	62-126	05/28/2019 20:29

Analyst(s): IA Analytical Comments: d7,d9

McCampbell Analytical, Inc.
"When Quality Counts"

1534 Willow Pass Road, Pittsburg, CA 94565-1701
Toll Free Telephone: (877) 252-9262 / Fax: (925) 252-9269
http://www.mccampbell.com / E-mail: main@mccampbell.com

Analytical Report

Client:	Farallon Consulting	**WorkOrder:**	1905C36
Date Received:	5/22/19 19:30	**Extraction Method:**	SW5030B
Date Prepared:	5/29/19-5/30/19	**Analytical Method:**	SW8021B/8015Bm
Project:	2250-001; 1055 Commercial Ct	**Unit:**	µg/L

Gasoline Range (C6-C12) Volatile Hydrocarbons as Gasoline with BTEX and MTBE

Client ID	Lab ID	Matrix	Date Collected	Instrument	Batch ID
F-11	1905C36-003B	Water	05/22/2019 08:30	GC19 05291924.D	178673

Analytes	Result	RL	DF	Date Analyzed
TPH(g) (C6-C12)	**610**	50	1	05/29/2019 23:25
MTBE	**8.7**	5.0	1	05/29/2019 23:25
Benzene	**22**	0.50	1	05/29/2019 23:25
Toluene	**1.5**	0.50	1	05/29/2019 23:25
Ethylbenzene	**3.5**	0.50	1	05/29/2019 23:25
m,p-Xylene	**6.4**	1.0	1	05/29/2019 23:25
o-Xylene	**4.2**	0.50	1	05/29/2019 23:25
Xylenes	**11**	0.50	1	05/29/2019 23:25

Surrogates	REC (%)	Limits	
aaa-TFT	96	76-115	05/29/2019 23:25

Analyst(s): IA Analytical Comments: d7,d9

Client ID	Lab ID	Matrix	Date Collected	Instrument	Batch ID
F-15	1905C36-006B	Water	05/22/2019 10:20	GC3 05291937.D	178684

Analytes	Result	RL	DF	Date Analyzed
TPH(g) (C6-C12)	ND	50	1	05/30/2019 05:51
MTBE	**9.7**	5.0	1	05/30/2019 05:51
Benzene	ND	0.50	1	05/30/2019 05:51
Toluene	ND	0.50	1	05/30/2019 05:51
Ethylbenzene	ND	0.50	1	05/30/2019 05:51
m,p-Xylene	ND	1.0	1	05/30/2019 05:51
o-Xylene	ND	0.50	1	05/30/2019 05:51
Xylenes	ND	0.50	1	05/30/2019 05:51

Surrogates	REC (%)	Limits	
aaa-TFT	92	76-115	05/30/2019 05:51

Analyst(s): IA

(Cont.)

McCampbell Analytical, Inc.
"When Quality Counts"

1534 Willow Pass Road, Pittsburg, CA 94565-1701
Toll Free Telephone: (877) 252-9262 / Fax: (925) 252-9269
http://www.mccampbell.com / E-mail: main@mccampbell.com

Analytical Report

Client:	Farallon Consulting	**WorkOrder:**	1905C36
Date Received:	5/22/19 19:30	**Extraction Method:**	SW5030B
Date Prepared:	5/29/19-5/30/19	**Analytical Method:**	SW8021B/8015Bm
Project:	2250-001; 1055 Commercial Ct	**Unit:**	µg/L

Gasoline Range (C6-C12) Volatile Hydrocarbons as Gasoline with BTEX and MTBE

Client ID	Lab ID	Matrix	Date Collected	Instrument	Batch ID
F-16	1905C36-014B	Water	05/22/2019 13:20	GC3 05291938.D	178684

Analytes	Result	RL	DF	Date Analyzed
TPH(g) (C6-C12)	**160**	50	1	05/30/2019 06:22
MTBE	**30**	5.0	1	05/30/2019 06:22
Benzene	ND	0.50	1	05/30/2019 06:22
Toluene	ND	0.50	1	05/30/2019 06:22
Ethylbenzene	**0.80**	0.50	1	05/30/2019 06:22
m,p-Xylene	ND	1.0	1	05/30/2019 06:22
o-Xylene	**1.0**	0.50	1	05/30/2019 06:22
Xylenes	**1.0**	0.50	1	05/30/2019 06:22

Surrogates	REC (%)	Limits	
aaa-TFT	93	76-115	05/30/2019 06:22

Analyst(s): IA Analytical Comments: d7

Client ID	Lab ID	Matrix	Date Collected	Instrument	Batch ID
F-17	1905C36-016B	Water	05/22/2019 15:05	GC3 05291939.D	178684

Analytes	Result	RL	DF	Date Analyzed
TPH(g) (C6-C12)	**82**	50	1	05/30/2019 06:52
MTBE	**15**	5.0	1	05/30/2019 06:52
Benzene	ND	0.50	1	05/30/2019 06:52
Toluene	ND	0.50	1	05/30/2019 06:52
Ethylbenzene	ND	0.50	1	05/30/2019 06:52
m,p-Xylene	ND	1.0	1	05/30/2019 06:52
o-Xylene	ND	0.50	1	05/30/2019 06:52
Xylenes	ND	0.50	1	05/30/2019 06:52

Surrogates	REC (%)	Limits	
aaa-TFT	93	76-115	05/30/2019 06:52

Analyst(s): IA Analytical Comments: d7

(Cont.)

McCampbell Analytical, Inc.
"When Quality Counts"

1534 Willow Pass Road, Pittsburg, CA 94565-1701
Toll Free Telephone: (877) 252-9262 / Fax: (925) 252-9269
http://www.mccampbell.com / E-mail: main@mccampbell.com

Analytical Report

Client:	Farallon Consulting	**WorkOrder:**	1905C36
Date Received:	5/22/19 19:30	**Extraction Method:**	SW5030B
Date Prepared:	5/29/19-5/30/19	**Analytical Method:**	SW8021B/8015Bm
Project:	2250-001; 1055 Commercial Ct	**Unit:**	µg/L

Gasoline Range (C6-C12) Volatile Hydrocarbons as Gasoline with BTEX and MTBE

Client ID	Lab ID	Matrix	Date Collected	Instrument	Batch ID
F-10	1905C36-018B	Water	05/22/2019 16:40	GC3 05291940.D	178684

Analytes	Result	RL	DF	Date Analyzed
TPH(g) (C6-C12)	**52**	50	1	05/30/2019 07:23
MTBE	**29**	5.0	1	05/30/2019 07:23
Benzene	**1.5**	0.50	1	05/30/2019 07:23
Toluene	**0.51**	0.50	1	05/30/2019 07:23
Ethylbenzene	ND	0.50	1	05/30/2019 07:23
m,p-Xylene	ND	1.0	1	05/30/2019 07:23
o-Xylene	ND	0.50	1	05/30/2019 07:23
Xylenes	ND	0.50	1	05/30/2019 07:23

Surrogates	REC (%)	Limits	
aaa-TFT	91	76-115	05/30/2019 07:23

Analyst(s): IA Analytical Comments: d7

McCampbell Analytical, Inc.
"When Quality Counts"

1534 Willow Pass Road, Pittsburg, CA 94565-1701
Toll Free Telephone: (877) 252-9262 / Fax: (925) 252-9269
http://www.mccampbell.com / E-mail: main@mccampbell.com

Analytical Report

Client:	Farallon Consulting	**WorkOrder:**	1905C36
Date Received:	5/22/19 19:30	**Extraction Method:**	SW3550B
Date Prepared:	5/22/19	**Analytical Method:**	SW8015B
Project:	2250-001; 1055 Commercial Ct	**Unit:**	mg/Kg

Total Extractable Petroleum Hydrocarbons w/out SG Clean-Up

Client ID	Lab ID	Matrix	Date Collected	Instrument	Batch ID
F-11 (2')	1905C36-001B	Soil	05/22/2019 07:40	GC11B 05281979.D	178362

Analytes	Result	RL	DF	Date Analyzed
TPH-Diesel (C10-C23)	**82**	1.0	1	05/29/2019 09:28
TPH-Motor Oil (C18-C36)	**400**	5.0	1	05/29/2019 09:28

Surrogates	REC (%)	Limits	
C9	96	74-123	05/29/2019 09:28

Analyst(s): JIS Analytical Comments: e7,e2,e8

Client ID	Lab ID	Matrix	Date Collected	Instrument	Batch ID
F-15 (2')	1905C36-004B	Soil	05/22/2019 09:40	GC11B 05281943.D	178362

Analytes	Result	RL	DF	Date Analyzed
TPH-Diesel (C10-C23)	**130**	5.0	5	05/28/2019 22:08
TPH-Motor Oil (C18-C36)	**1300**	25	5	05/28/2019 22:08

Surrogates	REC (%)	Limits	
C9	90	74-123	05/28/2019 22:08

Analyst(s): JIS Analytical Comments: e7,e2

Client ID	Lab ID	Matrix	Date Collected	Instrument	Batch ID
S-1 (1')	1905C36-007A	Soil	05/22/2019 10:50	GC11B 05241963.D	178396

Analytes	Result	RL	DF	Date Analyzed
TPH-Diesel (C10-C23)	**42**	10	10	05/25/2019 10:18
TPH-Motor Oil (C18-C36)	**450**	50	10	05/25/2019 10:18

Surrogates	REC (%)	Limits	
C9	87	74-123	05/25/2019 10:18

Analyst(s): JIS Analytical Comments: e7,e2

(Cont.)

McCampbell Analytical, Inc.
"When Quality Counts"

1534 Willow Pass Road, Pittsburg, CA 94565-1701
Toll Free Telephone: (877) 252-9262 / Fax: (925) 252-9269
http://www.mccampbell.com / E-mail: main@mccampbell.com

Analytical Report

Client:	Farallon Consulting	**WorkOrder:**	1905C36
Date Received:	5/22/19 19:30	**Extraction Method:**	SW3550B
Date Prepared:	5/22/19	**Analytical Method:**	SW8015B
Project:	2250-001; 1055 Commercial Ct	**Unit:**	mg/Kg

Total Extractable Petroleum Hydrocarbons w/out SG Clean-Up

Client ID	Lab ID	Matrix	Date Collected	Instrument	Batch ID
S-2 (1')	1905C36-009A	Soil	05/22/2019 11:15	GC11B 05241987.D	178396

Analytes	Result	RL	DF	Date Analyzed
TPH-Diesel (C10-C23)	**140**	20	20	05/25/2019 17:55
TPH-Motor Oil (C18-C36)	**1500**	100	20	05/25/2019 17:55

Surrogates	REC (%)	Limits	
C9	97	74-123	05/25/2019 17:55

Analyst(s): JIS Analytical Comments: e7,e2

Client ID	Lab ID	Matrix	Date Collected	Instrument	Batch ID
F-16 (2')	1905C36-011B	Soil	05/22/2019 12:20	GC11B 05281947.D	178396

Analytes	Result	RL	DF	Date Analyzed
TPH-Diesel (C10-C23)	**63**	5.0	5	05/28/2019 23:24
TPH-Motor Oil (C18-C36)	**440**	25	5	05/28/2019 23:24

Surrogates	REC (%)	Limits	
C9	90	74-123	05/28/2019 23:24

Analyst(s): JIS Analytical Comments: e7,e2,e8

Client ID	Lab ID	Matrix	Date Collected	Instrument	Batch ID
F-17 (2')	1905C36-015B	Soil	05/22/2019 14:15	GC11B 05281953.D	178396

Analytes	Result	RL	DF	Date Analyzed
TPH-Diesel (C10-C23)	**62**	1.0	1	05/29/2019 01:17
TPH-Motor Oil (C18-C36)	**370**	5.0	1	05/29/2019 01:17

Surrogates	REC (%)	Limits	
C9	97	74-123	05/29/2019 01:17

Analyst(s): JIS Analytical Comments: e7,e2,e8

(Cont.)

McCampbell Analytical, Inc.
"When Quality Counts"

1534 Willow Pass Road, Pittsburg, CA 94565-1701
Toll Free Telephone: (877) 252-9262 / Fax: (925) 252-9269
http://www.mccampbell.com / E-mail: main@mccampbell.com

Analytical Report

Client:	Farallon Consulting	**WorkOrder:**	1905C36
Date Received:	5/22/19 19:30	**Extraction Method:**	SW3550B
Date Prepared:	5/22/19	**Analytical Method:**	SW8015B
Project:	2250-001; 1055 Commercial Ct	**Unit:**	mg/Kg

Total Extractable Petroleum Hydrocarbons w/out SG Clean-Up

Client ID	Lab ID	Matrix	Date Collected	Instrument	Batch ID
F-10 (2')	**1905C36-017B**	**Soil**	**05/22/2019 15:50**	**GC11B 05241979.D**	**178396**

Analytes	Result	RL	DF	Date Analyzed
TPH-Diesel (C10-C23)	**890**	10	10	05/25/2019 15:23
TPH-Motor Oil (C18-C36)	**4500**	50	10	05/25/2019 15:23

Surrogates	REC (%)	Limits	
C9	89	74-123	05/25/2019 15:23

Analyst(s): JIS Analytical Comments: e7,e2,e8

McCampbell Analytical, Inc.
"When Quality Counts"

1534 Willow Pass Road, Pittsburg, CA 94565-1701
Toll Free Telephone: (877) 252-9262 / Fax: (925) 252-9269
http://www.mccampbell.com / E-mail: main@mccampbell.com

Analytical Report

Client:	Farallon Consulting	**WorkOrder:**	1905C36
Date Received:	5/22/19 19:30	**Extraction Method:**	SW3510C
Date Prepared:	5/22/19	**Analytical Method:**	SW8015B
Project:	2250-001; 1055 Commercial Ct	**Unit:**	µg/L

Total Extractable Petroleum Hydrocarbons w/out SG Clean-Up

Client ID	Lab ID	Matrix	Date Collected	Instrument	Batch ID
F-11	1905C36-003C	Water	05/22/2019 08:30	GC11A 05261928.D	178381

Analytes	Result	RL	DF	Date Analyzed
TPH-Diesel (C10-C23)	**3400**	50	1	05/26/2019 21:12
TPH-Motor Oil (C18-C36)	**3700**	250	1	05/26/2019 21:12

Surrogates	REC (%)	Limits	
C9	98	61-139	05/26/2019 21:12

Analyst(s): JIS Analytical Comments: e7,e2,e8

Client ID	Lab ID	Matrix	Date Collected	Instrument	Batch ID
F-15	1905C36-006C	Water	05/22/2019 10:20	GC9a 05281958.D	178381

Analytes	Result	RL	DF	Date Analyzed
TPH-Diesel (C10-C23)	**510**	50	1	05/29/2019 02:22
TPH-Motor Oil (C18-C36)	**2000**	250	1	05/29/2019 02:22

Surrogates	REC (%)	Limits	
C9	94	61-139	05/29/2019 02:22

Analyst(s): JIS Analytical Comments: e7,e2,e8

Client ID	Lab ID	Matrix	Date Collected	Instrument	Batch ID
F-16	1905C36-014C	Water	05/22/2019 13:20	GC11B 05261915.D	178381

Analytes	Result	RL	DF	Date Analyzed
TPH-Diesel (C10-C23)	**8900**	5000	50	05/26/2019 17:25
TPH-Motor Oil (C18-C36)	**54,000**	25,000	50	05/26/2019 17:25

Surrogates	REC (%)	Limits	
C9	93	61-139	05/26/2019 17:25

Analyst(s): JIS Analytical Comments: e7,e2

(Cont.)

McCampbell Analytical, Inc.
"When Quality Counts"

1534 Willow Pass Road, Pittsburg, CA 94565-1701
Toll Free Telephone: (877) 252-9262 / Fax: (925) 252-9269
http://www.mccampbell.com / E-mail: main@mccampbell.com

Analytical Report

Client:	Farallon Consulting	**WorkOrder:**	1905C36
Date Received:	5/22/19 19:30	**Extraction Method:**	SW3510C
Date Prepared:	5/22/19	**Analytical Method:**	SW8015B
Project:	2250-001; 1055 Commercial Ct	**Unit:**	µg/L

Total Extractable Petroleum Hydrocarbons w/out SG Clean-Up

Client ID	Lab ID	Matrix	Date Collected	Instrument	Batch ID
F-17	1905C36-016C	Water	05/22/2019 15:05	GC11A 05261934.D	178381

Analytes	Result	RL	DF	Date Analyzed
TPH-Diesel (C10-C23)	**9700**	5000	100	05/26/2019 23:06
TPH-Motor Oil (C18-C36)	**79,000**	25,000	100	05/26/2019 23:06

Surrogates	REC (%)	Limits	
C9	108	61-139	05/26/2019 23:06

Analyst(s): JIS Analytical Comments: e7,e2

Client ID	Lab ID	Matrix	Date Collected	Instrument	Batch ID
F-10	1905C36-018C	Water	05/22/2019 16:40	GC11A 05281962.D	178381

Analytes	Result	RL	DF	Date Analyzed
TPH-Diesel (C10-C23)	**3900**	2500	50	05/29/2019 03:48
TPH-Motor Oil (C18-C36)	**24,000**	12,000	50	05/29/2019 03:48

Surrogates	REC (%)	Limits	
C9	100	61-139	05/29/2019 03:48

Analyst(s): JIS Analytical Comments: e7,e2

McCampbell Analytical, Inc.
"When Quality Counts"

1534 Willow Pass Road, Pittsburg, CA 94565-1701
Toll Free Telephone: (877) 252-9262 / Fax: (925) 252-9269
http://www.mccampbell.com / E-mail: main@mccampbell.com

Quality Control Report

Client:	Farallon Consulting	**WorkOrder:**	1905C36
Date Prepared:	5/23/19	**BatchID:**	178439
Date Analyzed:	5/23/19 - 5/24/19	**Extraction Method:**	SW3550B/3640Am/3630Cm
Instrument:	GC23	**Analytical Method:**	SW8081A/8082
Matrix:	Soil	**Unit:**	mg/kg
Project:	2250-001; 1055 Commercial Ct	**Sample ID:**	MB/LCS/LCSD-178439

QC Summary Report for SW8081A/8082

Analyte	MB Result	MDL	RL	SPK Val	MB SS %REC	MB SS Limits
Aldrin	ND	0.000036	0.00010	-	-	-
a-BHC	ND	0.000025	0.00010	-	-	-
b-BHC	ND	0.00025	0.00030	-	-	-
d-BHC	ND	0.00013	0.00020	-	-	-
g-BHC	ND	0.000066	0.00010	-	-	-
Chlordane (Technical)	ND	0.00043	0.0025	-	-	-
a-Chlordane	ND	0.000095	0.00010	-	-	-
g-Chlordane	ND	0.000047	0.00010	-	-	-
p,p-DDD	ND	0.000043	0.00010	-	-	-
p,p-DDE	ND	0.000094	0.00010	-	-	-
p,p-DDT	ND	0.000092	0.00010	-	-	-
Dieldrin	ND	0.000061	0.00010	-	-	-
Endosulfan I	ND	0.000048	0.00010	-	-	-
Endosulfan II	ND	0.000076	0.00010	-	-	-
Endosulfan sulfate	ND	0.000078	0.00010	-	-	-
Endrin	ND	0.000035	0.00010	-	-	-
Endrin aldehyde	ND	0.000067	0.00010	-	-	-
Endrin ketone	ND	0.000084	0.00010	-	-	-
Heptachlor	ND	0.000040	0.00010	-	-	-
Heptachlor epoxide	ND	0.000054	0.00010	-	-	-
Hexachlorobenzene	ND	0.00011	0.0010	-	-	-
Hexachlorocyclopentadiene	ND	0.00034	0.0020	-	-	-
Methoxychlor	ND	0.00013	0.00020	-	-	-
Toxaphene	ND	0.0034	0.0050	-	-	-
Aroclor1016	ND	0.0020	0.0050	-	-	-
Aroclor1221	ND	0.0022	0.0050	-	-	-
Aroclor1232	ND	0.0022	0.0050	-	-	-
Aroclor1242	ND	0.0022	0.0050	-	-	-
Aroclor1248	ND	0.0022	0.0050	-	-	-
Aroclor1254	ND	0.0022	0.0050	-	-	-
Aroclor1260	ND	0.0022	0.0050	-	-	-
PCBs, total	ND	N/A	0.0050	-	-	-
Surrogate Recovery						
Decachlorobiphenyl	0.0038			0.0050	77	28-170

(Cont.)

McCampbell Analytical, Inc.
"When Quality Counts"

1534 Willow Pass Road, Pittsburg, CA 94565-1701
Toll Free Telephone: (877) 252-9262 / Fax: (925) 252-9269
http://www.mccampbell.com / E-mail: main@mccampbell.com

Quality Control Report

Client:	Farallon Consulting	**WorkOrder:**	1905C36
Date Prepared:	5/23/19	**BatchID:**	178439
Date Analyzed:	5/23/19 - 5/24/19	**Extraction Method:**	SW3550B/3640Am/3630Cm
Instrument:	GC23	**Analytical Method:**	SW8081A/8082
Matrix:	Soil	**Unit:**	mg/kg
Project:	2250-001; 1055 Commercial Ct	**Sample ID:**	MB/LCS/LCSD-178439

QC Summary Report for SW8081A/8082

Analyte	LCS Result	LCSD Result	SPK Val	LCS %REC	LCSD %REC	LCS/LCSD Limits	RPD	RPD Limit
Aldrin	0.0057	0.0057	0.0050	114	114	31-155	0	20
a-BHC	0.0056	0.0059	0.0050	112	117	32-160	4.97	20
b-BHC	0.0055	0.0056	0.0050	110	112	44-149	1.67	20
d-BHC	0.0065	0.0065	0.0050	130	131	37-157	0.377	20
g-BHC	0.0059	0.0057	0.0050	118	114	43-154	3.23	20
a-Chlordane	0.0054	0.0054	0.0050	107	108	39-150	0.683	20
g-Chlordane	0.0056	0.0056	0.0050	112	113	39-151	0.644	20
p,p-DDD	0.0047	0.0048	0.0050	94	96	30-158	1.64	20
p,p-DDE	0.0053	0.0054	0.0050	106	108	47-149	1.13	20
p,p-DDT	0.0058	0.0059	0.0050	115	118	56-166	2.19	20
Dieldrin	0.0055	0.0055	0.0050	109	110	50-163	0.694	20
Endosulfan I	0.0052	0.0052	0.0050	104	104	45-159	0	20
Endosulfan II	0.0048	0.0048	0.0050	96	97	41-155	1.13	20
Endosulfan sulfate	0.0044	0.0044	0.0050	87	89	45-156	1.73	20
Endrin	0.0059	0.0060	0.0050	119	120	54-154	0.900	20
Endrin aldehyde	0.0044	0.0044	0.0050	87	89	27-159	1.73	20
Endrin ketone	0.0055	0.0056	0.0050	109	112	40-147	2.08	20
Heptachlor	0.0064	0.0064	0.0050	128	128	52-165	0	20
Heptachlor epoxide	0.0050	0.0052	0.0050	101	103	46-145	2.39	20
Hexachlorobenzene	0.0057	0.0056	0.0050	113	113	22-156	0	20
Hexachlorocyclopentadiene	0.0047	0.0048	0.0050	95	96	43-173	0.917	20
Methoxychlor	0.0060	0.0061	0.0050	121	122	49-150	1.19	20
Aroclor1016	0.016	0.016	0.015	109	106	49-120	3.01	20
Aroclor1260	0.020	0.022	0.015	136	145	48-160	6.68	20
Surrogate Recovery								
Decachlorobiphenyl	0.0041	0.0042	0.0050	81	83	28-170	2.09	20

McCampbell Analytical, Inc.
"When Quality Counts"
1534 Willow Pass Road, Pittsburg, CA 94565-1701
Toll Free Telephone: (877) 252-9262 / Fax: (925) 252-9269
http://www.mccampbell.com / E-mail: main@mccampbell.com

Quality Control Report

Client:	Farallon Consulting	**WorkOrder:**	1905C36
Date Prepared:	5/22/19	**BatchID:**	178397
Date Analyzed:	5/24/19	**Extraction Method:**	SW5035
Instrument:	GC38	**Analytical Method:**	SW8260B
Matrix:	Soil	**Unit:**	mg/Kg
Project:	2250-001; 1055 Commercial Ct	**Sample ID:**	MB/LCS/LCSD-178397

QC Summary Report for SW8260B

Analyte	MB Result	MDL	RL	SPK Val	MB SS %REC	MB SS Limits
Acetone	ND	0.13	0.20	-	-	-
tert-Amyl methyl ether (TAME)	ND	0.0016	0.010	-	-	-
Benzene	ND	0.0020	0.010	-	-	-
Bromobenzene	ND	0.0024	0.010	-	-	-
Bromochloromethane	ND	0.0022	0.010	-	-	-
Bromodichloromethane	ND	0.00056	0.0020	-	-	-
Bromoform	ND	0.0034	0.010	-	-	-
Bromomethane	ND	0.0036	0.010	-	-	-
2-Butanone (MEK)	ND	0.022	0.040	-	-	-
t-Butyl alcohol (TBA)	ND	0.064	0.10	-	-	-
n-Butyl benzene	ND	0.0042	0.010	-	-	-
sec-Butyl benzene	ND	0.0034	0.010	-	-	-
tert-Butyl benzene	ND	0.0026	0.010	-	-	-
Carbon Disulfide	ND	0.0060	0.010	-	-	-
Carbon Tetrachloride	ND	0.0018	0.010	-	-	-
Chlorobenzene	ND	0.0017	0.010	-	-	-
Chloroethane	ND	0.0040	0.010	-	-	-
Chloroform	0.00076,J	0.00022	0.010	-	-	-
Chloromethane	ND	0.0052	0.010	-	-	-
2-Chlorotoluene	ND	0.0032	0.010	-	-	-
4-Chlorotoluene	ND	0.0024	0.010	-	-	-
Dibromochloromethane	ND	0.00038	0.010	-	-	-
1,2-Dibromo-3-chloropropane	ND	0.00032	0.00050	-	-	-
1,2-Dibromoethane (EDB)	ND	0.000068	0.00020	-	-	-
Dibromomethane	ND	0.0016	0.010	-	-	-
1,2-Dichlorobenzene	ND	0.0022	0.010	-	-	-
1,3-Dichlorobenzene	ND	0.0020	0.010	-	-	-
1,4-Dichlorobenzene	ND	0.0017	0.010	-	-	-
Dichlorodifluoromethane	ND	0.0026	0.010	-	-	-
1,1-Dichloroethane	ND	0.0018	0.010	-	-	-
1,2-Dichloroethane (1,2-DCA)	ND	0.00017	0.00050	-	-	-
1,1-Dichloroethene	0.00012,J	0.000056	0.00050	-	-	-
cis-1,2-Dichloroethene	ND	0.0017	0.010	-	-	-
trans-1,2-Dichloroethene	ND	0.0022	0.010	-	-	-
1,2-Dichloropropane	ND	0.0016	0.010	-	-	-
1,3-Dichloropropane	ND	0.0014	0.010	-	-	-
2,2-Dichloropropane	ND	0.0038	0.010	-	-	-
1,1-Dichloropropene	ND	0.0017	0.010	-	-	-

(Cont.)

McCampbell Analytical, Inc.
"When Quality Counts"

1534 Willow Pass Road, Pittsburg, CA 94565-1701
Toll Free Telephone: (877) 252-9262 / Fax: (925) 252-9269
http://www.mccampbell.com / E-mail: main@mccampbell.com

Quality Control Report

Client:	Farallon Consulting	**WorkOrder:**	1905C36
Date Prepared:	5/22/19	**BatchID:**	178397
Date Analyzed:	5/24/19	**Extraction Method:**	SW5035
Instrument:	GC38	**Analytical Method:**	SW8260B
Matrix:	Soil	**Unit:**	mg/Kg
Project:	2250-001; 1055 Commercial Ct	**Sample ID:**	MB/LCS/LCSD-178397

QC Summary Report for SW8260B

Analyte	MB Result	MDL	RL	SPK Val	MB SS %REC	MB SS Limits
cis-1,3-Dichloropropene	ND	0.0034	0.010	-	-	-
trans-1,3-Dichloropropene	ND	0.0040	0.010	-	-	-
Diisopropyl ether (DIPE)	ND	0.0022	0.010	-	-	-
Ethylbenzene	ND	0.0019	0.010	-	-	-
Ethyl tert-butyl ether (ETBE)	ND	0.0022	0.010	-	-	-
Freon 113	ND	0.0022	0.010	-	-	-
Hexachlorobutadiene	ND	0.0046	0.010	-	-	-
Hexachloroethane	ND	0.0028	0.010	-	-	-
2-Hexanone	ND	0.0062	0.010	-	-	-
Isopropylbenzene	ND	0.0034	0.010	-	-	-
4-Isopropyl toluene	ND	0.0030	0.010	-	-	-
Methyl-t-butyl ether (MTBE)	ND	0.0034	0.010	-	-	-
Methylene chloride	ND	0.016	0.020	-	-	-
4-Methyl-2-pentanone (MIBK)	ND	0.0058	0.010	-	-	-
Naphthalene	ND	0.0072	0.010	-	-	-
n-Propyl benzene	ND	0.0032	0.010	-	-	-
Styrene	ND	0.0054	0.010	-	-	-
1,1,1,2-Tetrachloroethane	ND	0.0018	0.010	-	-	-
1,1,2,2-Tetrachloroethane	ND	0.000087	0.00050	-	-	-
Tetrachloroethene	ND	0.00040	0.0020	-	-	-
Toluene	ND	0.0032	0.010	-	-	-
1,2,3-Trichlorobenzene	ND	0.0074	0.010	-	-	-
1,2,4-Trichlorobenzene	ND	0.0036	0.010	-	-	-
1,1,1-Trichloroethane	ND	0.0017	0.010	-	-	-
1,1,2-Trichloroethane	ND	0.0013	0.010	-	-	-
Trichloroethene	ND	0.0032	0.010	-	-	-
Trichlorofluoromethane	ND	0.0028	0.010	-	-	-
1,2,3-Trichloropropane	ND	0.000084	0.00020	-	-	-
1,2,4-Trimethylbenzene	ND	0.0030	0.010	-	-	-
1,3,5-Trimethylbenzene	ND	0.0032	0.010	-	-	-
Vinyl Chloride	ND	0.00011	0.00050	-	-	-
m,p-Xylene	ND	0.0046	0.010	-	-	-
o-Xylene	ND	0.0015	0.010	-	-	-

(Cont.)

McCampbell Analytical, Inc.
"When Quality Counts"

1534 Willow Pass Road, Pittsburg, CA 94565-1701
Toll Free Telephone: (877) 252-9262 / Fax: (925) 252-9269
http://www.mccampbell.com / E-mail: main@mccampbell.com

Quality Control Report

Client:	Farallon Consulting	**WorkOrder:**	1905C36
Date Prepared:	5/22/19	**BatchID:**	178397
Date Analyzed:	5/24/19	**Extraction Method:**	SW5035
Instrument:	GC38	**Analytical Method:**	SW8260B
Matrix:	Soil	**Unit:**	mg/Kg
Project:	2250-001; 1055 Commercial Ct	**Sample ID:**	MB/LCS/LCSD-178397

QC Summary Report for SW8260B

Analyte	MB Result	MDL	RL	SPK Val	MB SS %REC	MB SS Limits
Surrogate Recovery						
Dibromofluoromethane	0.23			0.25	92	85-129
Toluene-d8	0.26			0.25	103	98-136
4-BFB	0.025			0.025	101	83-137
Benzene-d6	0.26			0.20	131	67-135
Ethylbenzene-d10	0.27			0.20	133	81-152
1,2-DCB-d4	0.18			0.20	92	61-112

(Cont.)

McCampbell Analytical, Inc.
"When Quality Counts"

1534 Willow Pass Road, Pittsburg, CA 94565-1701
Toll Free Telephone: (877) 252-9262 / Fax: (925) 252-9269
http://www.mccampbell.com / E-mail: main@mccampbell.com

Quality Control Report

Client:	Farallon Consulting	**WorkOrder:**	1905C36
Date Prepared:	5/22/19	**BatchID:**	178397
Date Analyzed:	5/24/19	**Extraction Method:**	SW5035
Instrument:	GC38	**Analytical Method:**	SW8260B
Matrix:	Soil	**Unit:**	mg/Kg
Project:	2250-001; 1055 Commercial Ct	**Sample ID:**	MB/LCS/LCSD-178397

QC Summary Report for SW8260B

Analyte	LCS Result	LCSD Result	SPK Val	LCS %REC	LCSD %REC	LCS/LCSD Limits	RPD	RPD Limit
Acetone	0.63	0.68	0.80	79	86	65-143	7.91	20
tert-Amyl methyl ether (TAME)	0.035	0.038	0.040	88	94	55-119	6.46	20
Benzene	0.039	0.043	0.040	98	107	64-131	8.11	20
Bromobenzene	0.039	0.039	0.040	97	97	66-132	0	20
Bromochloromethane	0.041	0.044	0.040	102	111	66-123	8.51	20
Bromodichloromethane	0.035	0.038	0.040	88	95	63-121	7.76	20
Bromoform	0.026	0.026	0.040	66	66	50-92	0	20
Bromomethane	0.042	0.046	0.040	106	116	42-146	9.22	20
2-Butanone (MEK)	0.16	0.17	0.16	102	107	59-127	5.01	20
t-Butyl alcohol (TBA)	0.17	0.18	0.16	106	113	54-132	6.05	20
n-Butyl benzene	0.058	0.058	0.040	144	145	91-188	0.410	20
sec-Butyl benzene	0.055	0.054	0.040	137	136	89-186	0.567	20
tert-Butyl benzene	0.048	0.049	0.040	120	123	83-180	2.47	20
Carbon Disulfide	0.037	0.040	0.040	92	99	59-149	7.59	20
Carbon Tetrachloride	0.040	0.043	0.040	100	108	66-139	7.95	20
Chlorobenzene	0.042	0.042	0.040	106	106	65-127	0	20
Chloroethane	0.039	0.044	0.040	96	109	41-142	12.3	20
Chloroform	0.042	0.045	0.040	104	113	73-124	8.02	20
Chloromethane	0.035	0.038	0.040	88	95	28-144	7.58	20
2-Chlorotoluene	0.045	0.045	0.040	112	112	76-152	0	20
4-Chlorotoluene	0.043	0.044	0.040	109	110	71-148	0.988	20
Dibromochloromethane	0.031	0.031	0.040	78	78	63-105	0	20
1,2-Dibromo-3-chloropropane	0.031	0.030	0.016	194, F2	190, F2	42-115	1.87	20
1,2-Dibromoethane (EDB)	0.038	0.038	0.040	95	95	66-126	0	20
Dibromomethane	0.038	0.042	0.040	95	104	63-116	9.19	20
1,2-Dichlorobenzene	0.035	0.035	0.040	88	88	59-107	0	20
1,3-Dichlorobenzene	0.042	0.041	0.040	104	104	74-131	0	20
1,4-Dichlorobenzene	0.040	0.040	0.040	100	99	67-125	1.42	20
Dichlorodifluoromethane	0.021	0.024	0.040	53	59	9-81	11.2	20
1,1-Dichloroethane	0.043	0.047	0.040	108	117	71-129	8.03	20
1,2-Dichloroethane (1,2-DCA)	0.041	0.044	0.040	102	110	66-122	8.01	20
1,1-Dichloroethene	0.042	0.045	0.040	105	114	59-134	8.07	20
cis-1,2-Dichloroethene	0.040	0.044	0.040	100	109	63-135	8.53	20
trans-1,2-Dichloroethene	0.040	0.044	0.040	101	109	54-140	7.71	20
1,2-Dichloropropane	0.042	0.046	0.040	105	115	65-127	8.28	20
1,3-Dichloropropane	0.046	0.046	0.040	116	116	62-135	0	20
2,2-Dichloropropane	0.040	0.043	0.040	100	107	69-145	6.60	20
1,1-Dichloropropene	0.043	0.046	0.040	107	116	66-138	7.81	20

(Cont.)

McCampbell Analytical, Inc.
"When Quality Counts"

1534 Willow Pass Road, Pittsburg, CA 94565-1701
Toll Free Telephone: (877) 252-9262 / Fax: (925) 252-9269
http://www.mccampbell.com / E-mail: main@mccampbell.com

Quality Control Report

Client:	Farallon Consulting	**WorkOrder:**	1905C36
Date Prepared:	5/22/19	**BatchID:**	178397
Date Analyzed:	5/24/19	**Extraction Method:**	SW5035
Instrument:	GC38	**Analytical Method:**	SW8260B
Matrix:	Soil	**Unit:**	mg/Kg
Project:	2250-001; 1055 Commercial Ct	**Sample ID:**	MB/LCS/LCSD-178397

QC Summary Report for SW8260B

Analyte	LCS Result	LCSD Result	SPK Val	LCS %REC	LCSD %REC	LCS/LCSD Limits	RPD	RPD Limit
cis-1,3-Dichloropropene	0.040	0.040	0.040	99	99	65-141	0	20
trans-1,3-Dichloropropene	0.038	0.038	0.040	96	95	66-126	0.752	20
Diisopropyl ether (DIPE)	0.043	0.046	0.040	107	116	70-119	7.31	20
Ethylbenzene	0.045	0.046	0.040	113	114	79-138	1.62	20
Ethyl tert-butyl ether (ETBE)	0.037	0.041	0.040	94	102	69-119	8.06	20
Freon 113	0.039	0.042	0.040	97	106	50-122	8.79	20
Hexachlorobutadiene	0.057	0.057	0.040	143	143	81-188	0	20
Hexachloroethane	0.040	0.040	0.040	100	99	78-155	0.301	20
2-Hexanone	0.032	0.031	0.040	80	78	48-107	2.92	20
Isopropylbenzene	0.052	0.052	0.040	130	130	71-169	0	20
4-Isopropyl toluene	0.051	0.051	0.040	127	128	88-172	0.657	20
Methyl-t-butyl ether (MTBE)	0.041	0.044	0.040	102	109	63-121	7.14	20
Methylene chloride	0.047	0.052	0.040	116	129	62-133	10.2	20
4-Methyl-2-pentanone (MIBK)	0.035	0.034	0.040	88	86	50-109	2.48	20
Naphthalene	0.025	0.022	0.040	62	56	29-69	10.8	20
n-Propyl benzene	0.052	0.052	0.040	131	130	81-181	0.357	20
Styrene	0.037	0.037	0.040	93	92	62-129	1.46	20
1,1,1,2-Tetrachloroethane	0.040	0.040	0.040	99	99	74-130	0	20
1,1,2,2-Tetrachloroethane	0.037	0.037	0.040	92	92	42-126	0	20
Tetrachloroethene	0.045	0.046	0.040	114	114	72-153	0	20
Toluene	0.042	0.042	0.040	106	105	70-140	0.492	20
1,2,3-Trichlorobenzene	0.027	0.026	0.040	67	64	33-87	3.69	20
1,2,4-Trichlorobenzene	0.033	0.032	0.040	83	80	46-109	3.44	20
1,1,1-Trichloroethane	0.040	0.043	0.040	100	108	72-135	7.77	20
1,1,2-Trichloroethane	0.039	0.039	0.040	98	98	60-130	0	20
Trichloroethene	0.039	0.042	0.040	98	106	57-146	7.89	20
Trichlorofluoromethane	0.041	0.044	0.040	102	110	52-130	7.71	20
1,2,3-Trichloropropane	0.044	0.045	0.040	111	112	65-130	1.23	20
1,2,4-Trimethylbenzene	0.047	0.048	0.040	118	119	83-156	0.579	20
1,3,5-Trimethylbenzene	0.050	0.050	0.040	124	125	86-167	1.02	20
Vinyl Chloride	0.039	0.042	0.040	96	106	33-141	9.57	20
m,p-Xylene	0.084	0.085	0.080	105	106	70-141	1.22	20
o-Xylene	0.043	0.043	0.040	107	108	74-130	0.736	20

(Cont.)

McCampbell Analytical, Inc.
"When Quality Counts"

1534 Willow Pass Road, Pittsburg, CA 94565-1701
Toll Free Telephone: (877) 252-9262 / Fax: (925) 252-9269
http://www.mccampbell.com / E-mail: main@mccampbell.com

Quality Control Report

Client:	Farallon Consulting	**WorkOrder:**	1905C36
Date Prepared:	5/22/19	**BatchID:**	178397
Date Analyzed:	5/24/19	**Extraction Method:**	SW5035
Instrument:	GC38	**Analytical Method:**	SW8260B
Matrix:	Soil	**Unit:**	mg/Kg
Project:	2250-001; 1055 Commercial Ct	**Sample ID:**	MB/LCS/LCSD-178397

QC Summary Report for SW8260B

Analyte	LCS Result	LCSD Result	SPK Val	LCS %REC	LCSD %REC	LCS/LCSD Limits	RPD	RPD Limit
Surrogate Recovery								
Dibromofluoromethane	0.22	0.24	0.25	89	95	85-129	6.95	20
Toluene-d8	0.26	0.26	0.25	104	104	98-136	0	20
4-BFB	0.026	0.026	0.025	105	103	83-137	1.66	20
Benzene-d6	0.25	0.27	0.20	124	135	67-135	8.84	20
Ethylbenzene-d10	0.28	0.28	0.20	140	140	81-152	0	20
1,2-DCB-d4	0.19	0.19	0.20	93	96	61-112	2.95	20

McCampbell Analytical, Inc.
"When Quality Counts"

1534 Willow Pass Road, Pittsburg, CA 94565-1701
Toll Free Telephone: (877) 252-9262 / Fax: (925) 252-9269
http://www.mccampbell.com / E-mail: main@mccampbell.com

Quality Control Report

Client:	Farallon Consulting	**WorkOrder:**	1905C36
Date Prepared:	5/24/19	**BatchID:**	178524
Date Analyzed:	5/24/19	**Extraction Method:**	SW5030B
Instrument:	GC16	**Analytical Method:**	SW8260B
Matrix:	Water	**Unit:**	µg/L
Project:	2250-001; 1055 Commercial Ct	**Sample ID:**	MB/LCS/LCSD-178524 1905C36-006AMS/MSD

QC Summary Report for SW8260B

Analyte	MB Result	MDL	RL	SPK Val	MB SS %REC	MB SS Limits
Acetone	ND	6.3	10	-	-	-
tert-Amyl methyl ether (TAME)	ND	0.12	0.50	-	-	-
Benzene	ND	0.029	0.20	-	-	-
Bromobenzene	ND	0.12	0.50	-	-	-
Bromochloromethane	ND	0.10	0.50	-	-	-
Bromodichloromethane	ND	0.025	0.050	-	-	-
Bromoform	ND	0.27	0.50	-	-	-
Bromomethane	ND	0.19	0.50	-	-	-
2-Butanone (MEK)	ND	1.9	5.0	-	-	-
t-Butyl alcohol (TBA)	ND	1.7	5.0	-	-	-
n-Butyl benzene	ND	0.22	0.50	-	-	-
sec-Butyl benzene	ND	0.17	0.50	-	-	-
tert-Butyl benzene	ND	0.13	0.50	-	-	-
Carbon Disulfide	ND	0.26	0.50	-	-	-
Carbon Tetrachloride	ND	0.028	0.050	-	-	-
Chlorobenzene	ND	0.10	0.50	-	-	-
Chloroethane	ND	0.22	0.50	-	-	-
Chloroform	ND	0.052	0.10	-	-	-
Chloromethane	ND	0.29	0.50	-	-	-
2-Chlorotoluene	ND	0.14	0.50	-	-	-
4-Chlorotoluene	ND	0.12	0.50	-	-	-
Dibromochloromethane	ND	0.059	0.15	-	-	-
1,2-Dibromo-3-chloropropane	ND	0.0029	0.0050	-	-	-
1,2-Dibromoethane (EDB)	0.021	0.0034	0.0050	-	-	-
Dibromomethane	ND	0.12	0.50	-	-	-
1,2-Dichlorobenzene	ND	0.14	0.50	-	-	-
1,3-Dichlorobenzene	ND	0.12	0.50	-	-	-
1,4-Dichlorobenzene	ND	0.089	0.50	-	-	-
Dichlorodifluoromethane	ND	0.29	0.50	-	-	-
1,1-Dichloroethane	ND	0.15	0.50	-	-	-
1,2-Dichloroethane (1,2-DCA)	ND	0.0075	0.010	-	-	-
1,1-Dichloroethene	ND	0.0084	0.010	-	-	-
cis-1,2-Dichloroethene	ND	0.093	0.50	-	-	-
trans-1,2-Dichloroethene	ND	0.11	0.50	-	-	-
1,2-Dichloropropane	ND	0.017	0.20	-	-	-
1,3-Dichloropropane	ND	0.18	0.50	-	-	-
2,2-Dichloropropane	ND	0.23	0.50	-	-	-
1,1-Dichloropropene	ND	0.095	0.50	-	-	-

(Cont.)

McCampbell Analytical, Inc.
"When Quality Counts"

1534 Willow Pass Road, Pittsburg, CA 94565-1701
Toll Free Telephone: (877) 252-9262 / Fax: (925) 252-9269
http://www.mccampbell.com / E-mail: main@mccampbell.com

Quality Control Report

Client:	Farallon Consulting	**WorkOrder:**	1905C36
Date Prepared:	5/24/19	**BatchID:**	178524
Date Analyzed:	5/24/19	**Extraction Method:**	SW5030B
Instrument:	GC16	**Analytical Method:**	SW8260B
Matrix:	Water	**Unit:**	µg/L
Project:	2250-001; 1055 Commercial Ct	**Sample ID:**	MB/LCS/LCSD-178524 1905C36-006AMS/MSD

QC Summary Report for SW8260B

Analyte	MB Result	MDL	RL	SPK Val	MB SS %REC	MB SS Limits
cis-1,3-Dichloropropene	ND	0.20	0.50	-	-	-
trans-1,3-Dichloropropene	ND	0.26	0.50	-	-	-
Diisopropyl ether (DIPE)	ND	0.12	0.50	-	-	-
Ethylbenzene	ND	0.13	0.50	-	-	-
Ethyl tert-butyl ether (ETBE)	ND	0.20	0.50	-	-	-
Freon 113	ND	0.15	0.50	-	-	-
Hexachlorobutadiene	ND	0.052	0.10	-	-	-
Hexachloroethane	ND	0.058	0.20	-	-	-
2-Hexanone	ND	0.42	0.50	-	-	-
Isopropylbenzene	ND	0.16	0.50	-	-	-
4-Isopropyl toluene	ND	0.15	0.50	-	-	-
Methyl-t-butyl ether (MTBE)	ND	0.15	0.50	-	-	-
Methylene chloride	ND	1.1	2.0	-	-	-
4-Methyl-2-pentanone (MIBK)	ND	0.39	0.50	-	-	-
Naphthalene	ND	0.088	0.10	-	-	-
n-Propyl benzene	ND	0.12	0.50	-	-	-
Styrene	ND	0.34	2.0	-	-	-
1,1,1,2-Tetrachloroethane	ND	0.14	0.50	-	-	-
1,1,2,2-Tetrachloroethane	0.011,J	0.0083	0.020	-	-	-
Tetrachloroethene	ND	0.17	0.20	-	-	-
Toluene	ND	0.16	0.50	-	-	-
1,2,3-Trichlorobenzene	ND	0.22	0.50	-	-	-
1,2,4-Trichlorobenzene	ND	0.20	0.50	-	-	-
1,1,1-Trichloroethane	ND	0.13	0.50	-	-	-
1,1,2-Trichloroethane	ND	0.054	0.20	-	-	-
Trichloroethene	ND	0.051	0.20	-	-	-
Trichlorofluoromethane	ND	0.18	0.50	-	-	-
1,2,3-Trichloropropane	ND	0.0047	0.0050	-	-	-
1,2,4-Trimethylbenzene	ND	0.18	0.50	-	-	-
1,3,5-Trimethylbenzene	ND	0.16	0.50	-	-	-
Vinyl Chloride	ND	0.0043	0.0050	-	-	-
m,p-Xylene	ND	0.24	0.50	-	-	-
o-Xylene	ND	0.12	0.50	-	-	-

(Cont.)

McCampbell Analytical, Inc.
"When Quality Counts"

1534 Willow Pass Road, Pittsburg, CA 94565-1701
Toll Free Telephone: (877) 252-9262 / Fax: (925) 252-9269
http://www.mccampbell.com / E-mail: main@mccampbell.com

Quality Control Report

Client:	Farallon Consulting	**WorkOrder:**	1905C36
Date Prepared:	5/24/19	**BatchID:**	178524
Date Analyzed:	5/24/19	**Extraction Method:**	SW5030B
Instrument:	GC16	**Analytical Method:**	SW8260B
Matrix:	Water	**Unit:**	µg/L
Project:	2250-001; 1055 Commercial Ct	**Sample ID:**	MB/LCS/LCSD-178524 1905C36-006AMS/MSD

QC Summary Report for SW8260B

Analyte	MB Result	MDL	RL	SPK Val	MB SS %REC	MB SS Limits
Surrogate Recovery						
Dibromofluoromethane	22			25	87	78-146
Toluene-d8	22			25	89	85-138
4-BFB	2.2			2.5	89	76-137

(Cont.)

McCampbell Analytical, Inc.
"When Quality Counts"
1534 Willow Pass Road, Pittsburg, CA 94565-1701
Toll Free Telephone: (877) 252-9262 / Fax: (925) 252-9269
http://www.mccampbell.com / E-mail: main@mccampbell.com

Quality Control Report

Client:	Farallon Consulting	**WorkOrder:**	1905C36
Date Prepared:	5/24/19	**BatchID:**	178524
Date Analyzed:	5/24/19	**Extraction Method:**	SW5030B
Instrument:	GC16	**Analytical Method:**	SW8260B
Matrix:	Water	**Unit:**	µg/L
Project:	2250-001; 1055 Commercial Ct	**Sample ID:**	MB/LCS/LCSD-178524 1905C36-006AMS/MSD

QC Summary Report for SW8260B

Analyte	LCS Result	LCSD Result	SPK Val	LCS %REC	LCSD %REC	LCS/LCSD Limits	RPD	RPD Limit
Acetone	33	32	40	82	80	49-122	1.87	20
tert-Amyl methyl ether (TAME)	3.2	3.2	4	79	79	64-115	0	20
Benzene	3.4	3.3	4	85	83	73-111	2.98	20
Bromobenzene	3.2	3.0	4	81	75	67-111	8.03	20
Bromochloromethane	3.1	3.1	4	78	77	67-123	1.88	20
Bromodichloromethane	3.2	3.2	4	81	79	68-120	1.87	20
Bromoform	2.9	2.9	4	72	72	66-111	0	20
Bromomethane	2.9	2.7	4	73	69	53-159	6.53	20
2-Butanone (MEK)	12	12	16	73	75	57-122	2.12	20
t-Butyl alcohol (TBA)	13	12	16	78	74	47-126	5.33	20
n-Butyl benzene	3.6	3.4	4	90	84	78-122	6.72	20
sec-Butyl benzene	3.6	3.3	4	89	83	76-120	7.35	20
tert-Butyl benzene	3.3	3.1	4	82	78	70-113	5.78	20
Carbon Disulfide	3.4	3.3	4	86	83	74-119	4.14	20
Carbon Tetrachloride	3.6	3.5	4	90	87	73-116	3.18	20
Chlorobenzene	3.2	3.0	4	79	75	74-110	5.50	20
Chloroethane	3.6	3.4	4	89	86	58-139	3.65	20
Chloroform	3.3	3.2	4	84	81	73-119	3.57	20
Chloromethane	2.6	2.5	4	66	63	42-138	4.66	20
2-Chlorotoluene	3.3	3.0	4	83	75	75-112	10.2	20
4-Chlorotoluene	3.3	3.0	4	83	75	73-109	10.2	20
Dibromochloromethane	3.1	3.0	4	76	76	64-119	0	20
1,2-Dibromo-3-chloropropane	3.0	2.8	4	75	71	55-115	5.09	20
1,2-Dibromoethane (EDB)	2.9	2.9	4	72	72	69-113	0	20
Dibromomethane	3.0	3.1	4	76	77	71-117	2.29	20
1,2-Dichlorobenzene	3.4	3.2	4	86	80	72-110	6.69	20
1,3-Dichlorobenzene	3.2	3.0	4	80	76	75-115	5.58	20
1,4-Dichlorobenzene	3.3	3.1	4	82	77	76-108	6.44	20
Dichlorodifluoromethane	3.2	2.9	4	80	74	32-150	7.90	20
1,1-Dichloroethane	3.4	3.2	4	84	81	73-121	3.91	20
1,2-Dichloroethane (1,2-DCA)	3.3	3.3	4	83	83	69-121	0	20
1,1-Dichloroethene	3.3	3.2	4	84	80	76-129	4.63	20
cis-1,2-Dichloroethene	3.3	3.3	4	84	83	69-122	0.0590	20
trans-1,2-Dichloroethene	3.3	3.2	4	84	79	71-120	5.57	20
1,2-Dichloropropane	3.3	3.2	4	82	80	72-116	3.10	20
1,3-Dichloropropane	3.0	3.0	4	75	76	71-112	0.688	20
2,2-Dichloropropane	3.9	3.7	4	98	93	71-126	5.19	20
1,1-Dichloropropene	3.5	3.4	4	88	84	77-117	3.75	20

(Cont.)

McCampbell Analytical, Inc.
"When Quality Counts"

1534 Willow Pass Road, Pittsburg, CA 94565-1701
Toll Free Telephone: (877) 252-9262 / Fax: (925) 252-9269
http://www.mccampbell.com / E-mail: main@mccampbell.com

Quality Control Report

Client:	Farallon Consulting	**WorkOrder:**	1905C36
Date Prepared:	5/24/19	**BatchID:**	178524
Date Analyzed:	5/24/19	**Extraction Method:**	SW5030B
Instrument:	GC16	**Analytical Method:**	SW8260B
Matrix:	Water	**Unit:**	µg/L
Project:	2250-001; 1055 Commercial Ct	**Sample ID:**	MB/LCS/LCSD-178524 1905C36-006AMS/MSD

QC Summary Report for SW8260B

Analyte	LCS Result	LCSD Result	SPK Val	LCS %REC	LCSD %REC	LCS/LCSD Limits	RPD	RPD Limit
cis-1,3-Dichloropropene	3.0	3.0	4	75	74	74-115	1.58	20
trans-1,3-Dichloropropene	3.2	3.1	4	79	79	74-115	0	20
Diisopropyl ether (DIPE)	3.4	3.3	4	84	83	69-118	1.57	20
Ethylbenzene	3.3	3.1	4	84	78	77-110	6.40	20
Ethyl tert-butyl ether (ETBE)	3.3	3.3	4	82	82	64-119	0	20
Freon 113	3.4	3.3	4	86	82	73-114	4.05	20
Hexachlorobutadiene	3.4	3.1	4	86	77	65-120	10.2	20
Hexachloroethane	3.2	2.9	4	80	72	68-114	9.58	20
2-Hexanone	2.8	2.9	4	71	73	56-110	2.45	20
Isopropylbenzene	3.6	3.1	4	89	78	75-120	13.0	20
4-Isopropyl toluene	3.9	3.6	4	99	91	75-117	7.92	20
Methyl-t-butyl ether (MTBE)	3.1	3.1	4	77	78	64-120	0.992	20
Methylene chloride	3.1	3.0	4	78	74	62-121	4.54	20
4-Methyl-2-pentanone (MIBK)	2.9	3.1	4	73	77	58-112	4.51	20
Naphthalene	3.3	3.1	4	83	78	62-118	6.69	20
n-Propyl benzene	3.5	3.1	4	87	78	76-115	10.6	20
Styrene	2.8	2.6	4	70	65, F2	69-110	7.00	20
1,1,1,2-Tetrachloroethane	3.1	3.0	4	76	74	68-116	2.76	20
1,1,2,2-Tetrachloroethane	3.1	3.0	4	79	74	64-114	5.51	20
Tetrachloroethene	3.2	3.1	4	81	78	62-116	3.38	20
Toluene	3.0	2.9	4	75	72, F2	75-104	3.11	20
1,2,3-Trichlorobenzene	3.3	3.2	4	83	79	61-119	4.54	20
1,2,4-Trichlorobenzene	3.5	3.2	4	87	80	63-122	8.53	20
1,1,1-Trichloroethane	3.5	3.3	4	87	83	77-115	4.76	20
1,1,2-Trichloroethane	2.9	2.9	4	72	73	68-111	0.148	20
Trichloroethene	3.1	3.1	4	78	77	65-116	2.30	20
Trichlorofluoromethane	3.2	3.1	4	81	78	60-126	3.00	20
1,2,3-Trichloropropane	3.1	3.0	4	78	75	64-112	3.95	20
1,2,4-Trimethylbenzene	3.1	2.9	4	77	73, F2	75-114	5.61	20
1,3,5-Trimethylbenzene	3.3	3.1	4	82	78	76-114	5.12	20
Vinyl Chloride	3.6	3.5	4	91	87	64-148	4.90	20
m,p-Xylene	6.9	6.6	8	87	83	66-129	4.83	20
o-Xylene	3.4	3.2	4	86	81	71-128	5.89	20

(Cont.)

McCampbell Analytical, Inc.
"When Quality Counts"
1534 Willow Pass Road, Pittsburg, CA 94565-1701
Toll Free Telephone: (877) 252-9262 / Fax: (925) 252-9269
http://www.mccampbell.com / E-mail: main@mccampbell.com

Quality Control Report

Client:	Farallon Consulting	**WorkOrder:**	1905C36
Date Prepared:	5/24/19	**BatchID:**	178524
Date Analyzed:	5/24/19	**Extraction Method:**	SW5030B
Instrument:	GC16	**Analytical Method:**	SW8260B
Matrix:	Water	**Unit:**	µg/L
Project:	2250-001; 1055 Commercial Ct	**Sample ID:**	MB/LCS/LCSD-178524 1905C36-006AMS/MSD

QC Summary Report for SW8260B

Analyte	LCS Result	LCSD Result	SPK Val	LCS %REC	LCSD %REC	LCS/LCSD Limits	RPD	RPD Limit
Surrogate Recovery								
Dibromofluoromethane	23	23	25	92	92	78-146	0	20
Toluene-d8	22	22	25	88	86	85-138	2.03	20
4-BFB	2.3	2.2	2.5	92	86	76-137	6.27	20

Analyte	MS DF	MS Result	MSD Result	SPK Val	SPKRef Val	MS %REC	MSD %REC	MS/MSD Limits	RPD	RPD Limit
Acetone	1	86	50	40	ND	199,F1	108	49-122	53.3,F1	20
tert-Amyl methyl ether (TAME)	1	3.8	4.0	4	ND	96	99	64-115	3.62	20
Benzene	1	3.2	3.7	4	ND	80	91	73-111	12.5	20
Bromobenzene	1	3.3	3.5	4	ND	82	88	67-111	7.07	20
Bromochloromethane	1	3.3	3.5	4	ND	84	87	67-123	3.84	20
Bromodichloromethane	1	3.4	3.5	4	ND	84	88	68-120	4.61	20
Bromoform	1	3.3	3.5	4	ND	84	89	66-111	5.86	20
Bromomethane	1	2.3	2.3	4	ND	58	57	53-159	3.40	20
2-Butanone (MEK)	1	21	16	16	ND	129,F1	97	57-122	28.6,F1	20
t-Butyl alcohol (TBA)	1	41	39	16	19.45	135,F1	120	47-126	6.17	20
n-Butyl benzene	1	3.3	3.7	4	ND	81	92	78-122	12.2	20
sec-Butyl benzene	1	3.3	3.7	4	ND	81	93	76-120	12.9	20
tert-Butyl benzene	1	3.0	3.5	4	ND	75	86	70-113	13.8	20
Carbon Disulfide	1	3.3	3.6	4	ND	81	91	74-119	11.5	20
Carbon Tetrachloride	1	3.2	3.7	4	ND	80	92	73-116	13.8	20
Chlorobenzene	1	3.0	3.5	4	ND	76	86	74-110	13.1	20
Chloroethane	1	2.9	3.1	4	ND	74	77	58-139	4.81	20
Chloroform	1	3.3	3.6	4	ND	82	89	73-119	7.65	20
Chloromethane	1	2.4	2.4	4	ND	61	61	42-138	0	20
2-Chlorotoluene	1	3.2	3.6	4	ND	80	90	75-112	12.1	20
4-Chlorotoluene	1	3.2	3.6	4	ND	80	90	73-109	12.1	20
Dibromochloromethane	1	3.2	3.5	4	ND	81	88	64-119	7.95	20
1,2-Dibromo-3-chloropropane	1	4.1	3.9	4	ND	103	98	55-115	4.84	20
1,2-Dibromoethane (EDB)	1	3.3	3.4	4	ND	82	84	69-113	2.51	20
Dibromomethane	1	3.6	3.6	4	ND	89	89	71-117	0	20
1,2-Dichlorobenzene	1	3.6	3.8	4	ND	89	96	72-110	6.99	20
1,3-Dichlorobenzene	1	3.2	3.5	4	ND	79	87	75-115	9.60	20
1,4-Dichlorobenzene	1	3.3	3.5	4	ND	82	88	76-108	7.11	20
Dichlorodifluoromethane	1	2.8	2.9	4	ND	69	74	32-150	6.39	20

(Cont.)

McCampbell Analytical, Inc.
"When Quality Counts"
1534 Willow Pass Road, Pittsburg, CA 94565-1701
Toll Free Telephone: (877) 252-9262 / Fax: (925) 252-9269
http://www.mccampbell.com / E-mail: main@mccampbell.com

Quality Control Report

Client:	Farallon Consulting	**WorkOrder:**	1905C36
Date Prepared:	5/24/19	**BatchID:**	178524
Date Analyzed:	5/24/19	**Extraction Method:**	SW5030B
Instrument:	GC16	**Analytical Method:**	SW8260B
Matrix:	Water	**Unit:**	µg/L
Project:	2250-001; 1055 Commercial Ct	**Sample ID:**	MB/LCS/LCSD-178524 1905C36-006AMS/MSD

QC Summary Report for SW8260B

Analyte	MS DF	MS Result	MSD Result	SPK Val	SPKRef Val	MS %REC	MSD %REC	MS/MSD Limits	RPD	RPD Limit
1,1-Dichloroethane	1	3.2	3.6	4	ND	81	90	73-121	10.4	20
1,2-Dichloroethane (1,2-DCA)	1	3.6	3.8	4	ND	91	94	69-121	3.94	20
1,1-Dichloroethene	1	2.9	3.3	4	ND	74,F1	83	76-129	12.0	20
cis-1,2-Dichloroethene	1	3.4	3.7	4	ND	85	94	69-122	9.25	20
trans-1,2-Dichloroethene	1	3.1	3.5	4	ND	77	87	71-120	11.9	20
1,2-Dichloropropane	1	3.3	3.6	4	ND	83	89	72-116	6.94	20
1,3-Dichloropropane	1	3.4	3.5	4	ND	84	89	71-112	5.06	20
2,2-Dichloropropane	1	3.7	4.0	4	ND	91	101	71-126	9.63	20
1,1-Dichloropropene	1	3.2	3.6	4	ND	79	91	77-117	14.1	20
cis-1,3-Dichloropropene	1	3.0	3.3	4	ND	74	82	74-115	10.0	20
trans-1,3-Dichloropropene	1	3.3	3.6	4	ND	83	89	74-115	7.53	20
Diisopropyl ether (DIPE)	1	3.7	4.0	4	ND	90	96	69-118	6.97	20
Ethylbenzene	1	3.0	3.5	4	ND	75,F1	87	77-110	15.0	20
Ethyl tert-butyl ether (ETBE)	1	3.8	4.0	4	ND	96	100	64-119	4.13	20
Freon 113	1	3.1	3.5	4	ND	76	87	73-114	12.6	20
Hexachlorobutadiene	1	2.9	3.2	4	ND	73	80	65-120	8.55	20
Hexachloroethane	1	2.8	3.2	4	ND	70	79	68-114	11.6	20
2-Hexanone	1	4.4	4.0	4	ND	109	99	56-110	9.93	20
Isopropylbenzene	1	3.2	3.7	4	ND	81	92	75-120	12.6	20
4-Isopropyl toluene	1	3.5	4.0	4	ND	88	101	75-117	14.0	20
Methyl-t-butyl ether (MTBE)	1	14	14	4	9.215	123,F1	113	64-120	2.80	20
Methylene chloride	1	3.3	3.3	4	ND	82	82	62-121	0	20
4-Methyl-2-pentanone (MIBK)	1	3.8	4.0	4	ND	96	101	58-112	4.84	20
Naphthalene	1	3.8	3.9	4	0.1035	93	95	62-118	2.05	20
n-Propyl benzene	1	3.2	3.6	4	ND	79	90	76-115	13.4	20
Styrene	1	2.5	2.9	4	ND	64,F1	72	69-110	12.0	20
1,1,1,2-Tetrachloroethane	1	3.0	3.4	4	ND	75	85	68-116	12.3	20
1,1,2,2-Tetrachloroethane	1	4.1	4.0	4	ND	102	99	64-114	2.57	20
Tetrachloroethene	1	2.8	3.2	4	ND	69	81	62-116	16.3	20
Toluene	1	2.8	3.2	4	ND	69,F1	80	75-104	15.1	20
1,2,3-Trichlorobenzene	1	3.3	3.6	4	ND	83	89	61-119	6.99	20
1,2,4-Trichlorobenzene	1	3.5	3.7	4	ND	86	93	63-122	7.20	20
1,1,1-Trichloroethane	1	3.2	3.7	4	ND	79	91	77-115	14.0	20
1,1,2-Trichloroethane	1	3.2	3.4	4	ND	80	85	68-111	5.63	20
Trichloroethene	1	3.0	3.3	4	ND	74	82	65-116	9.96	20
Trichlorofluoromethane	1	2.9	3.3	4	ND	72	82	60-126	12.9	20
1,2,3-Trichloropropane	1	4.0	3.9	4	ND	101	99	64-112	1.85	20
1,2,4-Trimethylbenzene	1	3.0	3.4	4	ND	76	84	75-114	10.4	20

(Cont.)

McCampbell Analytical, Inc.
"When Quality Counts"

1534 Willow Pass Road, Pittsburg, CA 94565-1701
Toll Free Telephone: (877) 252-9262 / Fax: (925) 252-9269
http://www.mccampbell.com / E-mail: main@mccampbell.com

Quality Control Report

Client:	Farallon Consulting	**WorkOrder:**	1905C36
Date Prepared:	5/24/19	**BatchID:**	178524
Date Analyzed:	5/24/19	**Extraction Method:**	SW5030B
Instrument:	GC16	**Analytical Method:**	SW8260B
Matrix:	Water	**Unit:**	µg/L
Project:	2250-001; 1055 Commercial Ct	**Sample ID:**	MB/LCS/LCSD-178524 1905C36-006AMS/MSD

QC Summary Report for SW8260B

Analyte	MS DF	MS Result	MSD Result	SPK Val	SPKRef Val	MS %REC	MSD %REC	MS/MSD Limits	RPD	RPD Limit
1,3,5-Trimethylbenzene	1	3.1	3.5	4	ND	76	88	76-114	14.0	20
Vinyl Chloride	1	3.0	3.3	4	ND	75	81	64-148	8.42	20
m,p-Xylene	1	6.3	7.4	8	ND	78	92	73-120	16.3	20
o-Xylene	1	3.3	3.7	4	ND	82	93	79-119	12.9	20
Surrogate Recovery										
Dibromofluoromethane	1	22	23	25		89	91	78-146	2.24	20
Toluene-d8	1	21	22	25		84	87	85-138	3.86	20
4-BFB	1	2.2	2.2	2.5		87	90	76-137	3.58	20

McCampbell Analytical, Inc.
"When Quality Counts"
1534 Willow Pass Road, Pittsburg, CA 94565-1701
Toll Free Telephone: (877) 252-9262 / Fax: (925) 252-9269
http://www.mccampbell.com / E-mail: main@mccampbell.com

Quality Control Report

Client:	Farallon Consulting	**WorkOrder:**	1905C36
Date Prepared:	5/24/19	**BatchID:**	178502
Date Analyzed:	5/28/19 - 5/30/19	**Extraction Method:**	SW3550B/3640A
Instrument:	GC17, GC21	**Analytical Method:**	SW8270C
Matrix:	Soil	**Unit:**	mg/Kg
Project:	2250-001; 1055 Commercial Ct	**Sample ID:**	MB/LCS/LCSD-178502

QC Summary Report for SW8270C (Low Level) w/ GPC

Analyte	MB Result	MDL	RL	SPK Val	MB SS %REC	MB SS Limits
1-Methylnaphthalene	ND	0.0011	0.0013	-	-	-
Benzoic Acid	ND	0.96	1.2	-	-	-
Acenaphthene	ND	0.0012	0.0013	-	-	-
Acenaphthylene	ND	0.0012	0.0013	-	-	-
Acetochlor	ND	0.16	0.25	-	-	-
Anthracene	ND	0.00096	0.0013	-	-	-
Benzidine	ND	0.72	1.2	-	-	-
Benzo (a) anthracene	ND	0.0044	0.0050	-	-	-
Benzo (a) pyrene	ND	0.0011	0.0025	-	-	-
Benzo (b) fluoranthene	ND	0.0012	0.0013	-	-	-
Benzo (g,h,i) perylene	ND	0.0010	0.0025	-	-	-
Benzo (k) fluoranthene	ND	0.0010	0.0013	-	-	-
Benzyl Alcohol	ND	1.2	1.2	-	-	-
1,1-Biphenyl	ND	0.0026	0.013	-	-	-
Bis (2-chloroethoxy) Methane	ND	0.16	0.25	-	-	-
Bis (2-chloroethyl) Ether	ND	0.0019	0.0025	-	-	-
Bis (2-chloroisopropyl) Ether	ND	0.0018	0.0025	-	-	-
Bis (2-ethylhexyl) Adipate	ND	0.23	0.50	-	-	-
Bis (2-ethylhexyl) Phthalate	ND	0.0045	0.0050	-	-	-
4-Bromophenyl Phenyl Ether	ND	0.16	0.25	-	-	-
Butylbenzyl Phthalate	ND	0.023	0.025	-	-	-
4-Chloroaniline	ND	0.0016	0.0025	-	-	-
4-Chloro-3-methylphenol	ND	0.16	0.25	-	-	-
2-Chloronaphthalene	ND	0.20	0.25	-	-	-
2-Chlorophenol	ND	0.0026	0.0050	-	-	-
4-Chlorophenyl Phenyl Ether	ND	0.18	0.25	-	-	-
Chrysene	ND	0.00098	0.0025	-	-	-
Dibenzo (a,h) anthracene	0.0012,J	0.0011	0.0025	-	-	-
Dibenzofuran	ND	0.18	0.25	-	-	-
Di-n-butyl Phthalate	ND	0.0018	0.0025	-	-	-
1,2-Dichlorobenzene	ND	0.13	0.25	-	-	-
1,3-Dichlorobenzene	ND	0.15	0.25	-	-	-
1,4-Dichlorobenzene	ND	0.15	0.25	-	-	-
3,3-Dichlorobenzidine	ND	0.00096	0.0025	-	-	-
2,4-Dichlorophenol	ND	0.0017	0.013	-	-	-
Diethyl Phthalate	ND	0.0023	0.0050	-	-	-
2,4-Dimethylphenol	ND	0.19	0.25	-	-	-
Dimethyl Phthalate	ND	0.0024	0.0025	-	-	-

(Cont.)

McCampbell Analytical, Inc.
"When Quality Counts"

1534 Willow Pass Road, Pittsburg, CA 94565-1701
Toll Free Telephone: (877) 252-9262 / Fax: (925) 252-9269
http://www.mccampbell.com / E-mail: main@mccampbell.com

Quality Control Report

Client:	Farallon Consulting	**WorkOrder:**	1905C36
Date Prepared:	5/24/19	**BatchID:**	178502
Date Analyzed:	5/28/19 - 5/30/19	**Extraction Method:**	SW3550B/3640A
Instrument:	GC17, GC21	**Analytical Method:**	SW8270C
Matrix:	Soil	**Unit:**	mg/Kg
Project:	2250-001; 1055 Commercial Ct	**Sample ID:**	MB/LCS/LCSD-178502

QC Summary Report for SW8270C (Low Level) w/ GPC

Analyte	MB Result	MDL	RL	SPK Val	MB SS %REC	MB SS Limits
4,6-Dinitro-2-methylphenol	ND	0.77	1.2	-	-	-
2,4-Dinitrophenol	ND	0.058	0.13	-	-	-
2,4-Dinitrotoluene	ND	0.0011	0.0063	-	-	-
2,6-Dinitrotoluene	ND	0.0019	0.0025	-	-	-
Di-n-octyl Phthalate	ND	0.0032	0.0050	-	-	-
1,2-Diphenylhydrazine	ND	0.20	0.25	-	-	-
Fluoranthene	ND	0.0011	0.0013	-	-	-
Fluorene	ND	0.0019	0.0025	-	-	-
Hexachlorobenzene	ND	0.0013	0.0013	-	-	-
Hexachlorobutadiene	ND	0.0017	0.0025	-	-	-
Hexachlorocyclopentadiene	ND	0.13	2.0	-	-	-
Hexachloroethane	ND	0.0012	0.0025	-	-	-
Indeno (1,2,3-cd) pyrene	ND	0.0010	0.0025	-	-	-
Isophorone	ND	0.14	0.25	-	-	-
2-Methylnaphthalene	ND	0.0018	0.0025	-	-	-
2-Methylphenol (o-Cresol)	ND	0.21	0.50	-	-	-
3 & 4-Methylphenol (m,p-Cresol)	ND	0.17	0.25	-	-	-
Naphthalene	ND	0.0013	0.0013	-	-	-
2-Nitroaniline	ND	1.1	1.2	-	-	-
3-Nitroaniline	ND	0.82	1.2	-	-	-
4-Nitroaniline	ND	0.98	1.2	-	-	-
Nitrobenzene	ND	0.15	0.25	-	-	-
2-Nitrophenol	ND	1.1	1.2	-	-	-
4-Nitrophenol	ND	1.2	1.2	-	-	-
N-Nitrosodimethylamine	ND	0.73	1.2	-	-	-
N-Nitrosodiphenylamine	ND	0.18	0.25	-	-	-
N-Nitrosodi-n-propylamine	ND	0.23	0.25	-	-	-
Pentachlorophenol	ND	0.011	0.031	-	-	-
Phenanthrene	ND	0.0011	0.0050	-	-	-
Phenol	ND	0.0016	0.0050	-	-	-
Pyrene	ND	0.0012	0.0025	-	-	-
Pyridine	ND	0.16	0.25	-	-	-
1,2,4-Trichlorobenzene	ND	0.15	0.25	-	-	-
2,4,5-Trichlorophenol	ND	0.0019	0.0025	-	-	-
2,4,6-Trichlorophenol	ND	0.0012	0.013	-	-	-

(Cont.)

McCampbell Analytical, Inc.
"When Quality Counts"

1534 Willow Pass Road, Pittsburg, CA 94565-1701
Toll Free Telephone: (877) 252-9262 / Fax: (925) 252-9269
http://www.mccampbell.com / E-mail: main@mccampbell.com

Quality Control Report

Client:	Farallon Consulting	**WorkOrder:**	1905C36
Date Prepared:	5/24/19	**BatchID:**	178502
Date Analyzed:	5/28/19 - 5/30/19	**Extraction Method:**	SW3550B/3640A
Instrument:	GC17, GC21	**Analytical Method:**	SW8270C
Matrix:	Soil	**Unit:**	mg/Kg
Project:	2250-001; 1055 Commercial Ct	**Sample ID:**	MB/LCS/LCSD-178502

QC Summary Report for SW8270C (Low Level) w/ GPC

Analyte	MB Result	MDL	RL	SPK Val	MB SS %REC	MB SS Limits
Surrogate Recovery						
2-Fluorophenol	1.0			1.25	84	71-114
Phenol-d5	1.0			1.25	82	72-121
Nitrobenzene-d5	0.95			1.25	76	70-134
2-Fluorobiphenyl	0.96			1.25	76	69-118
2,4,6-Tribromophenol	0.62			1.25	50,F3	53-139
4-Terphenyl-d14	1.2			1.25	100	69-128

(Cont.)

McCampbell Analytical, Inc.
"When Quality Counts"
1534 Willow Pass Road, Pittsburg, CA 94565-1701
Toll Free Telephone: (877) 252-9262 / Fax: (925) 252-9269
http://www.mccampbell.com / E-mail: main@mccampbell.com

Quality Control Report

Client:	Farallon Consulting	**WorkOrder:**	1905C36
Date Prepared:	5/24/19	**BatchID:**	178502
Date Analyzed:	5/28/19 - 5/30/19	**Extraction Method:**	SW3550B/3640A
Instrument:	GC17, GC21	**Analytical Method:**	SW8270C
Matrix:	Soil	**Unit:**	mg/Kg
Project:	2250-001; 1055 Commercial Ct	**Sample ID:**	MB/LCS/LCSD-178502

QC Summary Report for SW8270C (Low Level) w/ GPC

Analyte	LCS Result	LCSD Result	SPK Val	LCS %REC	LCSD %REC	LCS/LCSD Limits	RPD	RPD Limit
1-Methylnaphthalene	0.13	0.13	0.12	106	105	84-124	0.702	30
Acenaphthene	0.11	0.12	0.12	91	98	83-119	7.50	30
Acenaphthylene	0.11	0.12	0.12	91	96	80-123	5.81	30
Anthracene	0.11	0.11	0.12	87	91	84-130	5.08	30
Benzidine	6.9	6.6	12.5	55	53	35-76	4.22	30
Benzo (a) anthracene	0.12	0.12	0.12	96	98	81-123	2.09	30
Benzo (a) pyrene	0.11	0.14	0.12	91	110	83-137	18.8	30
Benzo (b) fluoranthene	0.11	0.13	0.12	85	102	84-137	18.2	30
Benzo (g,h,i) perylene	0.12	0.14	0.12	95	115	74-133	18.9	30
Benzo (k) fluoranthene	0.11	0.14	0.12	90	108	78-131	18.4	30
Benzyl Alcohol	12	13	12.5	96	107	71-125	10.9	30
Bis (2-chloroethoxy) Methane	2.3	2.3	2.5	91	91	89-126	0	30
Bis (2-chloroethyl) Ether	0.13	0.13	0.12	103	103	77-112	0	30
Bis (2-chloroisopropyl) Ether	0.13	0.14	0.12	104	112	77-127	7.50	30
Bis (2-ethylhexyl) Adipate	1.9	2.1	2.5	75	84	69-155	11.4	30
Bis (2-ethylhexyl) Phthalate	0.11	0.11	0.12	84	89	81-148	5.62	30
4-Bromophenyl Phenyl Ether	2.1	2.3	2.5	86	92	80-121	7.42	30
Butylbenzyl Phthalate	0.11	0.11	0.12	90	90	82-141	0	30
4-Chloroaniline	0.10	0.10	0.12	83	82	65-120	1.37	30
4-Chloro-3-methylphenol	2.5	2.5	2.5	100	100	94-132	0	30
2-Chloronaphthalene	2.5	2.4	2.5	99	96	77-127	3.64	30
2-Chlorophenol	0.13	0.12	0.12	100	100	83-117	0	30
4-Chlorophenyl Phenyl Ether	2.4	2.6	2.5	95	103	83-125	8.05	30
Chrysene	0.12	0.12	0.12	94	96	81-127	1.64	30
Dibenzo (a,h) anthracene	0.12	0.15	0.12	98	121	74-145	21.2	30
Dibenzofuran	2.1	2.3	2.5	86	93	81-120	8.79	30
Di-n-butyl Phthalate	0.12	0.12	0.12	93	98	87-134	5.68	30
1,2-Dichlorobenzene	2.2	2.2	2.5	87	86	76-104	1.04	30
1,3-Dichlorobenzene	2.2	2.1	2.5	87	86	72-106	1.20	30
1,4-Dichlorobenzene	2.2	2.2	2.5	89	88	75-109	0.925	30
3,3-Dichlorobenzidine	0.090	0.094	0.12	72	75	44-130	4.68	30
2,4-Dichlorophenol	2.4	2.4	2.5	97	97	83-135	0	30
Diethyl Phthalate	0.13	0.14	0.12	101	110	88-126	8.83	30
2,4-Dimethylphenol	2.4	2.2	2.5	97	86	76-139	11.3	30
Dimethyl Phthalate	0.12	0.13	0.12	94	104	86-123	9.65	30
4,6-Dinitro-2-methylphenol	12	13	12.5	96	101	74-127	4.62	30
2,4-Dinitrophenol	0.72	0.78	0.62	115	125	43-125	7.91	30
2,4-Dinitrotoluene	0.14	0.16	0.12	114	127	28-166	11.3	30

(Cont.)

McCampbell Analytical, Inc.
"When Quality Counts"

1534 Willow Pass Road, Pittsburg, CA 94565-1701
Toll Free Telephone: (877) 252-9262 / Fax: (925) 252-9269
http://www.mccampbell.com / E-mail: main@mccampbell.com

Quality Control Report

Client:	Farallon Consulting	**WorkOrder:**	1905C36
Date Prepared:	5/24/19	**BatchID:**	178502
Date Analyzed:	5/28/19 - 5/30/19	**Extraction Method:**	SW3550B/3640A
Instrument:	GC17, GC21	**Analytical Method:**	SW8270C
Matrix:	Soil	**Unit:**	mg/Kg
Project:	2250-001; 1055 Commercial Ct	**Sample ID:**	MB/LCS/LCSD-178502

QC Summary Report for SW8270C (Low Level) w/ GPC

Analyte	LCS Result	LCSD Result	SPK Val	LCS %REC	LCSD %REC	LCS/LCSD Limits	RPD	RPD Limit
2,6-Dinitrotoluene	0.13	0.14	0.12	103	112	85-137	7.96	30
Di-n-octyl Phthalate	0.095	0.12	0.12	76	96	75-153	22.9	30
1,2-Diphenylhydrazine	2.3	2.4	2.5	93	94	82-133	1.86	30
Fluoranthene	0.12	0.13	0.12	98	103	84-136	5.54	30
Fluorene	0.13	0.14	0.12	102	112	71-144	9.61	30
Hexachlorobenzene	0.10	0.11	0.12	81	85	79-116	4.47	30
Hexachlorobutadiene	0.11	0.11	0.12	88	85	80-122	3.00	30
Hexachlorocyclopentadiene	11	12	12.5	90	94	57-112	4.11	30
Hexachloroethane	0.12	0.12	0.12	99	99	70-106	0	30
Indeno (1,2,3-cd) pyrene	0.12	0.15	0.12	99	118	75-139	17.1	30
Isophorone	2.2	2.2	2.5	88	87	87-127	1.63	30
2-Methylnaphthalene	0.12	0.12	0.12	93	92	78-134	0.682	30
2-Methylphenol (o-Cresol)	2.8	2.7	2.5	111	108	81-117	3.03	30
3 & 4-Methylphenol (m,p-Cresol)	2.6	2.7	2.5	104	107	76-119	2.84	30
Naphthalene	0.10	0.10	0.12	83	81	80-115	2.37	30
2-Nitroaniline	13	15	12.5	107	118	88-135	9.58	30
3-Nitroaniline	13	14	12.5	101	110	63-129	8.59	30
4-Nitroaniline	13	15	12.5	106	117	75-133	10.3	30
Nitrobenzene	2.4	2.2	2.5	95	90	83-125	6.00	30
2-Nitrophenol	12	12	12.5	98	96	90-132	2.50	30
4-Nitrophenol	14	15	12.5	114	121	77-141	5.78	30
N-Nitrosodiphenylamine	2.2	2.3	2.5	86	92	84-123	5.80	30
N-Nitrosodi-n-propylamine	2.3	2.4	2.5	93	94	78-117	0.896	30
Pentachlorophenol	0.64	0.65	0.62	102	104	65-157	1.88	30
Phenanthrene	0.11	0.12	0.12	87	92	82-119	5.64	30
Phenol	0.55	0.57	0.50	111	113	66-125	2.12	30
Pyrene	0.12	0.12	0.12	93	94	81-132	1.33	30
Pyridine	1.4	1.4	2.5	56	57	34-84	2.02	30
1,2,4-Trichlorobenzene	2.3	2.3	2.5	92	90	73-129	1.59	30
2,4,5-Trichlorophenol	0.12	0.14	0.12	100	108	81-134	8.13	30
2,4,6-Trichlorophenol	0.12	0.13	0.12	94	100	83-129	6.56	30

(Cont.)

McCampbell Analytical, Inc.
"When Quality Counts"

1534 Willow Pass Road, Pittsburg, CA 94565-1701
Toll Free Telephone: (877) 252-9262 / Fax: (925) 252-9269
http://www.mccampbell.com / E-mail: main@mccampbell.com

Quality Control Report

Client:	Farallon Consulting	**WorkOrder:**	1905C36
Date Prepared:	5/24/19	**BatchID:**	178502
Date Analyzed:	5/28/19 - 5/30/19	**Extraction Method:**	SW3550B/3640A
Instrument:	GC17, GC21	**Analytical Method:**	SW8270C
Matrix:	Soil	**Unit:**	mg/Kg
Project:	2250-001; 1055 Commercial Ct	**Sample ID:**	MB/LCS/LCSD-178502

QC Summary Report for SW8270C (Low Level) w/ GPC

Analyte	LCS Result	LCSD Result	SPK Val	LCS %REC	LCSD %REC	LCS/LCSD Limits	RPD	RPD Limit
Surrogate Recovery								
2-Fluorophenol	1.3	1.3	1.25	101	101	71-114	0	30
Phenol-d5	1.3	1.4	1.25	104	108	72-121	3.67	30
Nitrobenzene-d5	1.2	1.2	1.25	97	96	70-134	1.44	30
2-Fluorobiphenyl	1.2	1.3	1.25	94	100	69-118	6.48	30
2,4,6-Tribromophenol	1.2	1.2	1.25	94	98	53-139	4.76	30
4-Terphenyl-d14	1.3	1.4	1.25	108	108	69-128	0	30

McCampbell Analytical, Inc.
"When Quality Counts"
1534 Willow Pass Road, Pittsburg, CA 94565-1701
Toll Free Telephone: (877) 252-9262 / Fax: (925) 252-9269
http://www.mccampbell.com / E-mail: main@mccampbell.com

Quality Control Report

Client:	Farallon Consulting	**WorkOrder:**	1905C36
Date Prepared:	5/29/19	**BatchID:**	178699
Date Analyzed:	5/30/19	**Extraction Method:**	SW3640Am
Instrument:	GC17	**Analytical Method:**	SW8270C
Matrix:	Water	**Unit:**	µg/L
Project:	2250-001; 1055 Commercial Ct	**Sample ID:**	MB/LCS/LCSD-178699

QC Summary Report for SW8270C

Analyte	MB Result	MDL	RL	SPK Val	MB SS %REC	MB SS Limits
Benzoic Acid	ND	1.8	5.0	-	-	-
Acenaphthene	ND	0.0045	0.010	-	-	-
Acenaphthylene	ND	0.0040	0.010	-	-	-
Acetochlor	ND	1.3	2.0	-	-	-
Anthracene	0.0045,J	0.0033	0.010	-	-	-
Benzidine	ND	0.70	5.0	-	-	-
Benzo (a) anthracene	ND	0.018	0.020	-	-	-
Benzo (a) pyrene	ND	0.0043	0.010	-	-	-
Benzo (b) fluoranthene	ND	0.0031	0.0050	-	-	-
Benzo (g,h,i) perylene	0.0034,J	0.0019	0.020	-	-	-
Benzo (k) fluoranthene	ND	0.0058	0.010	-	-	-
Benzyl Alcohol	ND	3.8	5.0	-	-	-
1,1-Biphenyl	ND	0.016	0.050	-	-	-
Bis (2-chloroethoxy) Methane	ND	0.71	1.0	-	-	-
Bis (2-chloroethyl) Ether	ND	0.0019	0.0050	-	-	-
Bis (2-chloroisopropyl) Ether	ND	0.0052	0.010	-	-	-
Bis (2-ethylhexyl) Adipate	ND	2.9	3.0	-	-	-
Bis (2-ethylhexyl) Phthalate	ND	0.030	0.040	-	-	-
4-Bromophenyl Phenyl Ether	ND	0.52	1.0	-	-	-
Butylbenzyl Phthalate	ND	0.10	0.20	-	-	-
4-Chloroaniline	ND	0.012	0.020	-	-	-
4-Chloro-3-methylphenol	ND	0.25	1.0	-	-	-
2-Chloronaphthalene	ND	0.39	1.0	-	-	-
2-Chlorophenol	ND	0.011	0.020	-	-	-
4-Chlorophenyl Phenyl Ether	ND	0.19	1.0	-	-	-
Chrysene	ND	0.0035	0.010	-	-	-
Dibenzo (a,h) anthracene	ND	0.0053	0.010	-	-	-
Dibenzofuran	ND	0.38	1.0	-	-	-
Di-n-butyl Phthalate	ND	0.016	0.020	-	-	-
1,2-Dichlorobenzene	ND	0.16	2.0	-	-	-
1,3-Dichlorobenzene	ND	0.11	2.0	-	-	-
1,4-Dichlorobenzene	ND	0.11	2.0	-	-	-
3,3-Dichlorobenzidine	ND	0.012	0.020	-	-	-
2,4-Dichlorophenol	ND	0.0062	0.010	-	-	-
Diethyl Phthalate	ND	0.012	0.020	-	-	-
2,4-Dimethylphenol	ND	0.52	1.0	-	-	-
Dimethyl Phthalate	ND	0.011	0.020	-	-	-
4,6-Dinitro-2-methylphenol	ND	3.1	5.0	-	-	-

(Cont.)

McCampbell Analytical, Inc.
"When Quality Counts"

1534 Willow Pass Road, Pittsburg, CA 94565-1701
Toll Free Telephone: (877) 252-9262 / Fax: (925) 252-9269
http://www.mccampbell.com / E-mail: main@mccampbell.com

Quality Control Report

Client:	Farallon Consulting	**WorkOrder:**	1905C36
Date Prepared:	5/29/19	**BatchID:**	178699
Date Analyzed:	5/30/19	**Extraction Method:**	SW3640Am
Instrument:	GC17	**Analytical Method:**	SW8270C
Matrix:	Water	**Unit:**	µg/L
Project:	2250-001; 1055 Commercial Ct	**Sample ID:**	MB/LCS/LCSD-178699

QC Summary Report for SW8270C

Analyte	MB Result	MDL	RL	SPK Val	MB SS %REC	MB SS Limits
2,4-Dinitrophenol	ND	0.17	0.50	-	-	-
2,4-Dinitrotoluene	ND	0.0043	0.025	-	-	-
2,6-Dinitrotoluene	ND	0.0091	0.010	-	-	-
Di-n-octyl Phthalate	ND	0.013	0.12	-	-	-
1,2-Diphenylhydrazine	ND	0.11	1.0	-	-	-
Fluoranthene	ND	0.0042	0.010	-	-	-
Fluorene	ND	0.0050	0.010	-	-	-
Hexachlorobenzene	ND	0.0048	0.0050	-	-	-
Hexachlorobutadiene	ND	0.0062	0.010	-	-	-
Hexachlorocyclopentadiene	ND	0.65	5.0	-	-	-
Hexachloroethane	ND	0.0060	0.010	-	-	-
Indeno (1,2,3-cd) pyrene	ND	0.0033	0.020	-	-	-
Isophorone	ND	0.54	1.0	-	-	-
2-Methylnaphthalene	ND	0.0061	0.010	-	-	-
2-Methylphenol (o-Cresol)	ND	0.47	1.0	-	-	-
3 & 4-Methylphenol (m,p-Cresol)	ND	0.28	1.0	-	-	-
Naphthalene	ND	0.0056	0.010	-	-	-
2-Nitroaniline	ND	1.4	5.0	-	-	-
3-Nitroaniline	ND	3.4	5.0	-	-	-
4-Nitroaniline	ND	4.4	5.0	-	-	-
Nitrobenzene	ND	0.88	1.0	-	-	-
2-Nitrophenol	ND	3.3	5.0	-	-	-
4-Nitrophenol	ND	0.63	5.0	-	-	-
N-Nitrosodiphenylamine	ND	0.30	1.0	-	-	-
N-Nitrosodi-n-propylamine	ND	0.85	1.0	-	-	-
Pentachlorophenol	ND	0.11	0.25	-	-	-
Phenanthrene	0.0044,J	0.0040	0.020	-	-	-
Phenol	ND	0.0068	0.020	-	-	-
Pyrene	ND	0.0043	0.020	-	-	-
Pyridine	ND	0.53	1.0	-	-	-
1,2,4-Trichlorobenzene	ND	0.090	1.0	-	-	-
2,4,5-Trichlorophenol	ND	0.0051	0.050	-	-	-
2,4,6-Trichlorophenol	ND	0.0048	0.050	-	-	-
1-Methylnaphthalene	ND	0.0046	0.010	-	-	-
N-Nitrosodimethylamine	ND	3.5	5.0	-	-	-

(Cont.)

McCampbell Analytical, Inc.
"When Quality Counts"

1534 Willow Pass Road, Pittsburg, CA 94565-1701
Toll Free Telephone: (877) 252-9262 / Fax: (925) 252-9269
http://www.mccampbell.com / E-mail: main@mccampbell.com

Quality Control Report

Client:	Farallon Consulting	**WorkOrder:**	1905C36
Date Prepared:	5/29/19	**BatchID:**	178699
Date Analyzed:	5/30/19	**Extraction Method:**	SW3640Am
Instrument:	GC17	**Analytical Method:**	SW8270C
Matrix:	Water	**Unit:**	µg/L
Project:	2250-001; 1055 Commercial Ct	**Sample ID:**	MB/LCS/LCSD-178699

QC Summary Report for SW8270C

Analyte	MB Result	MDL	RL	SPK Val	MB SS %REC	MB SS Limits
Surrogate Recovery						
2-Fluorophenol	2.2			5	44	8-130
Phenol-d5	1.6			5	33	5-130
Nitrobenzene-d5	3.2			5	64	20-140
2-Fluorobiphenyl	3.1			5	61	40-140
2,4,6-Tribromophenol	4.2			5	85	16-180
4-Terphenyl-d14	3.1			5	61	40-170

(Cont.)

McCampbell Analytical, Inc.
"When Quality Counts"

1534 Willow Pass Road, Pittsburg, CA 94565-1701
Toll Free Telephone: (877) 252-9262 / Fax: (925) 252-9269
http://www.mccampbell.com / E-mail: main@mccampbell.com

Quality Control Report

Client:	Farallon Consulting	**WorkOrder:**	1905C36
Date Prepared:	5/29/19	**BatchID:**	178699
Date Analyzed:	5/30/19	**Extraction Method:**	SW3640Am
Instrument:	GC17	**Analytical Method:**	SW8270C
Matrix:	Water	**Unit:**	µg/L
Project:	2250-001; 1055 Commercial Ct	**Sample ID:**	MB/LCS/LCSD-178699

QC Summary Report for SW8270C

Analyte	LCS Result	LCSD Result	SPK Val	LCS %REC	LCSD %REC	LCS/LCSD Limits	RPD	RPD Limit
Acenaphthene	0.35	0.35	0.50	70	71	27-117	1.32	25
Acenaphthylene	0.35	0.35	0.50	70	71	18-128	0.748	25
Acetochlor	7.8	7.9	10	78	79	30-130	1.32	25
Anthracene	0.38	0.39	0.50	75	78	31-126	2.94	25
Benzidine	28	29	50	56	58	14-115	2.15	25
Benzo (a) anthracene	0.37	0.37	0.50	74	74	27-129	0	25
Benzo (a) pyrene	0.35	0.36	0.50	71	71	10-161	0	25
Benzo (b) fluoranthene	0.35	0.35	0.50	70	70	24-140	0	25
Benzo (g,h,i) perylene	0.32	0.34	0.50	65	68	2-155	5.50	25
Benzo (k) fluoranthene	0.34	0.35	0.50	68	69	2-168	1.13	25
Benzyl Alcohol	34	35	50	68	70	22-114	3.28	25
1,1-Biphenyl	0.33	0.33	0.50	66	65	30-130	1.04	25
Bis (2-chloroethoxy) Methane	6.7	6.9	10	67	69	28-109	3.09	25
Bis (2-chloroethyl) Ether	0.41	0.42	0.50	81	84	24-105	3.27	25
Bis (2-chloroisopropyl) Ether	0.55	0.56	0.50	110, F2	112, F2	21-106	2.10	25
Bis (2-ethylhexyl) Adipate	8.1	7.4	10	81	74	13-143	8.91	25
Bis (2-ethylhexyl) Phthalate	0.38	0.36	0.50	76	72	7-156	5.68	25
4-Bromophenyl Phenyl Ether	7.4	7.5	10	74	75	31-121	1.65	25
Butylbenzyl Phthalate	0.37	0.35	0.50	73	69	20-146	5.74	25
4-Chloroaniline	0.34	0.35	0.50	69	70	15-122	1.81	25
4-Chloro-3-methylphenol	7.3	7.3	10	73	73	29-125	0	25
2-Chloronaphthalene	6.5	6.4	10	65	64	27-113	2.00	25
2-Chlorophenol	0.35	0.35	0.50	70	71	24-108	1.40	25
4-Chlorophenyl Phenyl Ether	6.8	6.9	10	68	69	24-127	1.23	25
Chrysene	0.35	0.37	0.50	71	74	31-131	4.29	25
Dibenzo (a,h) anthracene	0.36	0.36	0.50	71	72	12-157	1.76	25
Dibenzofuran	6.8	7.1	10	68	71	21-124	3.00	25
Di-n-butyl Phthalate	0.42	0.42	0.50	85	85	18-147	0	25
1,2-Dichlorobenzene	6.1	5.2	10	61	52	22-101	17.1	25
1,3-Dichlorobenzene	6.3	5.2	10	63	52	20-99	19.4	25
1,4-Dichlorobenzene	5.8	4.7	10	58	47	21-99	20.9	25
3,3-Dichlorobenzidine	0.38	0.40	0.50	77	80	29-139	4.74	25
2,4-Dichlorophenol	6.6	6.7	10	66	67	28-115	1.15	25
Diethyl Phthalate	0.39	0.39	0.50	79	77	19-139	2.10	25
2,4-Dimethylphenol	7.3	7.2	10	73	72	23-108	0.699	25
Dimethyl Phthalate	0.37	0.34	0.50	74	68	22-132	8.47	25
4,6-Dinitro-2-methylphenol	40	42	50	79	84	27-129	5.16	25
2,4-Dinitrophenol	2.7	2.7	2.5	107	108	12-141	0.953	25

(Cont.)

McCampbell Analytical, Inc.
"When Quality Counts"

1534 Willow Pass Road, Pittsburg, CA 94565-1701
Toll Free Telephone: (877) 252-9262 / Fax: (925) 252-9269
http://www.mccampbell.com / E-mail: main@mccampbell.com

Quality Control Report

Client:	Farallon Consulting	**WorkOrder:**	1905C36
Date Prepared:	5/29/19	**BatchID:**	178699
Date Analyzed:	5/30/19	**Extraction Method:**	SW3640Am
Instrument:	GC17	**Analytical Method:**	SW8270C
Matrix:	Water	**Unit:**	µg/L
Project:	2250-001; 1055 Commercial Ct	**Sample ID:**	MB/LCS/LCSD-178699

QC Summary Report for SW8270C

Analyte	LCS Result	LCSD Result	SPK Val	LCS %REC	LCSD %REC	LCS/LCSD Limits	RPD	RPD Limit
2,4-Dinitrotoluene	0.45	0.46	0.50	91	92	22-141	0.934	25
2,6-Dinitrotoluene	0.41	0.41	0.50	82	82	24-136	0	25
Di-n-octyl Phthalate	0.37	0.34	0.50	73	67	18-153	9.01	25
1,2-Diphenylhydrazine	7.7	8.0	10	77	80	31-121	3.90	25
Fluoranthene	0.40	0.42	0.50	79	84	30-138	5.82	25
Fluorene	0.38	0.39	0.50	76	78	24-127	1.88	25
Hexachlorobenzene	0.34	0.35	0.50	67	70	32-117	4.22	25
Hexachlorobutadiene	0.28	0.23	0.50	57	47	22-107	19.7	25
Hexachlorocyclopentadiene	25	22	50	51	45	14-102	12.4	25
Hexachloroethane	0.32	0.24	0.50	63	49	22-101	25.7,F2	25
Indeno (1,2,3-cd) pyrene	0.34	0.36	0.50	69	72	10-160	5.00	25
Isophorone	6.8	6.8	10	68	68	27-117	0	25
2-Methylnaphthalene	0.34	0.32	0.50	67	64	46-120	4.14	25
2-Methylphenol (o-Cresol)	7.3	7.5	10	73	75	30-109	3.38	25
3 & 4-Methylphenol (m,p-Cresol)	6.8	7.1	10	68	71	28-112	4.35	25
Naphthalene	0.28	0.25	0.50	56	51	16-120	8.91	25
2-Nitroaniline	42	42	50	84	84	18-137	0	25
3-Nitroaniline	41	41	50	81	83	15-144	1.95	25
4-Nitroaniline	42	44	50	84	87	11-152	4.27	25
Nitrobenzene	6.8	6.6	10	68	66	22-115	2.21	25
2-Nitrophenol	35	35	50	70	69	29-114	1.55	25
4-Nitrophenol	18	19	50	36	38	13-150	5.17	25
N-Nitrosodiphenylamine	7.1	7.5	10	71	75	33-121	4.54	25
N-Nitrosodi-n-propylamine	8.2	8.3	10	82	83	26-112	1.57	25
Pentachlorophenol	2.3	2.4	2.5	91	94	37-140	3.28	25
Phenanthrene	0.35	0.37	0.50	70	73	32-122	4.29	25
Phenol	0.73	0.75	2	36	38	22-111	3.43	25
Pyrene	0.35	0.34	0.50	71	69	33-130	2.90	25
Pyridine	2.8	3.6	10	28, F2	36	30-130	23.1	25
1,2,4-Trichlorobenzene	6.0	5.0	10	60	50	24-107	18.4	25
2,4,5-Trichlorophenol	0.39	0.39	0.50	78	78	26-124	0	25
2,4,6-Trichlorophenol	0.35	0.35	0.50	70	70	28-121	0	25
1-Methylnaphthalene	0.33	0.31	0.50	65	63	46-120	4.40	25

(Cont.)

McCampbell Analytical, Inc.
"When Quality Counts"

1534 Willow Pass Road, Pittsburg, CA 94565-1701
Toll Free Telephone: (877) 252-9262 / Fax: (925) 252-9269
http://www.mccampbell.com / E-mail: main@mccampbell.com

Quality Control Report

Client:	Farallon Consulting	**WorkOrder:**	1905C36
Date Prepared:	5/29/19	**BatchID:**	178699
Date Analyzed:	5/30/19	**Extraction Method:**	SW3640Am
Instrument:	GC17	**Analytical Method:**	SW8270C
Matrix:	Water	**Unit:**	µg/L
Project:	2250-001; 1055 Commercial Ct	**Sample ID:**	MB/LCS/LCSD-178699

QC Summary Report for SW8270C

Analyte	LCS Result	LCSD Result	SPK Val	LCS %REC	LCSD %REC	LCS/LCSD Limits	RPD	RPD Limit
Surrogate Recovery								
2-Fluorophenol	2.4	2.5	5	48	50	23-101	3.84	25
Phenol-d5	1.8	1.9	5	35	37	27-116	5.42	25
Nitrobenzene-d5	3.6	3.6	5	72	72	29-116	0	25
2-Fluorobiphenyl	3.4	3.4	5	69	69	29-112	0	25
2,4,6-Tribromophenol	4.5	4.6	5	90	92	34-125	2.17	25
4-Terphenyl-d14	3.3	3.1	5	67	62	23-136	6.82	25

McCampbell Analytical, Inc.
"When Quality Counts"

1534 Willow Pass Road, Pittsburg, CA 94565-1701
Toll Free Telephone: (877) 252-9262 / Fax: (925) 252-9269
http://www.mccampbell.com / E-mail: main@mccampbell.com

Quality Control Report

Client:	Farallon Consulting	**WorkOrder:**	1905C36
Date Prepared:	5/22/19	**BatchID:**	178378
Date Analyzed:	5/23/19	**Extraction Method:**	SW3050B
Instrument:	ICP-MS3	**Analytical Method:**	SW6020
Matrix:	Soil	**Unit:**	mg/Kg
Project:	2250-001; 1055 Commercial Ct	**Sample ID:**	MB/LCS/LCSD-178378

QC Summary Report for Metals

Analyte	MB Result	MDL	RL	SPK Val	MB SS %REC	MB SS Limits
Antimony	ND	0.094	0.50	-	-	-
Arsenic	ND	0.14	0.50	-	-	-
Barium	ND	0.97	5.0	-	-	-
Beryllium	ND	0.072	0.50	-	-	-
Cadmium	ND	0.058	0.25	-	-	-
Chromium	ND	0.092	0.50	-	-	-
Cobalt	ND	0.056	0.50	-	-	-
Copper	ND	0.069	0.50	-	-	-
Lead	ND	0.094	0.50	-	-	-
Mercury	ND	0.0050	0.050	-	-	-
Molybdenum	ND	0.23	0.50	-	-	-
Nickel	ND	0.072	0.50	-	-	-
Selenium	ND	0.13	0.50	-	-	-
Silver	ND	0.055	0.50	-	-	-
Thallium	ND	0.10	0.50	-	-	-
Vanadium	ND	0.064	0.50	-	-	-
Zinc	ND	1.4	5.0	-	-	-
Surrogate Recovery						
Terbium	540			500	109	70-130

(Cont.)

McCampbell Analytical, Inc.
"When Quality Counts"

1534 Willow Pass Road, Pittsburg, CA 94565-1701
Toll Free Telephone: (877) 252-9262 / Fax: (925) 252-9269
http://www.mccampbell.com / E-mail: main@mccampbell.com

Quality Control Report

Client:	Farallon Consulting	**WorkOrder:**	1905C36
Date Prepared:	5/22/19	**BatchID:**	178378
Date Analyzed:	5/23/19	**Extraction Method:**	SW3050B
Instrument:	ICP-MS3	**Analytical Method:**	SW6020
Matrix:	Soil	**Unit:**	mg/Kg
Project:	2250-001; 1055 Commercial Ct	**Sample ID:**	MB/LCS/LCSD-178378

QC Summary Report for Metals

Analyte	LCS Result	LCSD Result	SPK Val	LCS %REC	LCSD %REC	LCS/LCSD Limits	RPD	RPD Limit
Antimony	57	55	50	114	111	75-125	2.42	20
Arsenic	50	50	50	100	101	75-125	0.477	20
Barium	540	530	500	109	106	75-125	3.12	20
Beryllium	54	53	50	108	106	75-125	1.80	20
Cadmium	52	51	50	103	103	75-125	0	20
Chromium	52	52	50	105	104	75-125	0.961	20
Cobalt	54	53	50	108	107	75-125	0.726	20
Copper	52	52	50	105	105	75-125	0	20
Lead	52	51	50	103	103	75-125	0	20
Mercury	1.3	1.3	1.25	106	105	75-125	0.684	20
Molybdenum	53	52	50	106	104	75-125	2.20	20
Nickel	53	53	50	105	105	75-125	0	20
Selenium	51	51	50	103	102	75-125	1.12	20
Silver	53	51	50	106	102	75-125	3.26	20
Thallium	50	50	50	101	99	75-125	1.78	20
Vanadium	52	51	50	104	103	75-125	0.951	20
Zinc	520	520	500	104	104	75-125	0	20
Surrogate Recovery								
Terbium	570	560	500	115	112	70-130	2.18	20

McCampbell Analytical, Inc.
"When Quality Counts"

1534 Willow Pass Road, Pittsburg, CA 94565-1701
Toll Free Telephone: (877) 252-9262 / Fax: (925) 252-9269
http://www.mccampbell.com / E-mail: main@mccampbell.com

Quality Control Report

Client:	Farallon Consulting	**WorkOrder:**	1905C36
Date Prepared:	5/23/19	**BatchID:**	178493
Date Analyzed:	5/28/19	**Extraction Method:**	E200.8
Instrument:	ICP-MS2	**Analytical Method:**	E200.8
Matrix:	Water	**Unit:**	µg/L
Project:	2250-001; 1055 Commercial Ct	**Sample ID:**	MB/LCS/LCSD-178493

QC Report for Metals (>1% Sediment Content)

Analyte	MB Result	MDL	RL	SPK Val	MB SS %REC	MB SS Limits
Antimony	ND	1.0	2.5	-	-	-
Arsenic	ND	0.79	2.5	-	-	-
Barium	ND	1.9	25	-	-	-
Beryllium	ND	0.35	2.5	-	-	-
Cadmium	0.40,J	0.36	2.5	-	-	-
Chromium	ND	1.0	2.5	-	-	-
Cobalt	ND	0.22	2.5	-	-	-
Copper	ND	2.3	2.5	-	-	-
Lead	ND	1.0	2.5	-	-	-
Mercury	ND	0.10	0.25	-	-	-
Molybdenum	0.90,J	0.75	2.5	-	-	-
Nickel	ND	0.84	2.5	-	-	-
Selenium	1.2,J	1.1	2.5	-	-	-
Silver	ND	0.26	2.5	-	-	-
Thallium	ND	0.21	2.5	-	-	-
Vanadium	ND	1.1	2.5	-	-	-
Zinc	ND	19	25	-	-	-
Surrogate Recovery						
Terbium	2800			2500	112	70-130

(Cont.)

McCampbell Analytical, Inc.
"When Quality Counts"

1534 Willow Pass Road, Pittsburg, CA 94565-1701
Toll Free Telephone: (877) 252-9262 / Fax: (925) 252-9269
http://www.mccampbell.com / E-mail: main@mccampbell.com

Quality Control Report

Client:	Farallon Consulting	**WorkOrder:**	1905C36
Date Prepared:	5/23/19	**BatchID:**	178493
Date Analyzed:	5/28/19	**Extraction Method:**	E200.8
Instrument:	ICP-MS2	**Analytical Method:**	E200.8
Matrix:	Water	**Unit:**	µg/L
Project:	2250-001; 1055 Commercial Ct	**Sample ID:**	MB/LCS/LCSD-178493

QC Report for Metals (>1% Sediment Content)

Analyte	LCS Result	LCSD Result	SPK Val	LCS %REC	LCSD %REC	LCS/LCSD Limits	RPD	RPD Limit
Antimony	250	260	250	99	104	85-115	4.77	20
Arsenic	260	270	250	105	110	85-115	4.79	20
Barium	2700	2800	2500	108	113	85-115	5.06	20
Beryllium	270	290	250	109	114	85-115	4.50	20
Cadmium	260	280	250	106	110	85-115	3.95	20
Chromium	270	280	250	108	113	85-115	4.34	20
Cobalt	270	280	250	110	114	85-115	3.62	20
Copper	270	280	250	107	113	85-115	4.87	20
Lead	260	280	250	106	111	85-115	4.65	20
Mercury	6.2	6.6	6.25	99	106	85-115	6.16	20
Molybdenum	260	270	250	104	109	85-115	4.67	20
Nickel	270	280	250	108	113	85-115	4.61	20
Selenium	270	280	250	106	111	85-115	4.50	20
Silver	250	260	250	100	105	85-115	4.53	20
Thallium	250	260	250	99	104	85-115	4.91	20
Vanadium	270	280	250	106	111	85-115	3.96	20
Zinc	2700	2800	2500	106	111	85-115	4.23	20
Surrogate Recovery								
Terbium	2600	2800	2500	106	112	70-130	5.54	20

McCampbell Analytical, Inc.
"When Quality Counts"

1534 Willow Pass Road, Pittsburg, CA 94565-1701
Toll Free Telephone: (877) 252-9262 / Fax: (925) 252-9269
http://www.mccampbell.com / E-mail: main@mccampbell.com

Quality Control Report

Client:	Farallon Consulting	**WorkOrder:**	1905C36
Date Prepared:	5/22/19	**BatchID:**	178354
Date Analyzed:	5/23/19 - 5/24/19	**Extraction Method:**	SW5035
Instrument:	GC19, GC7	**Analytical Method:**	SW8021B/8015Bm
Matrix:	Soil	**Unit:**	mg/Kg
Project:	2250-001; 1055 Commercial Ct	**Sample ID:**	MB/LCS/LCSD-178354

QC Summary Report for SW8021B/8015Bm

Analyte	MB Result	MDL	RL	SPK Val	MB SS %REC	MB SS Limits
TPH(g) (C6-C12)	0.14,J	0.090	1.0	-	-	-
MTBE	ND	0.0023	0.050	-	-	-
Benzene	ND	0.0010	0.0050	-	-	-
Toluene	ND	0.0012	0.0050	-	-	-
Ethylbenzene	ND	0.0020	0.0050	-	-	-
m,p-Xylene	ND	0.0013	0.010	-	-	-
o-Xylene	ND	0.0013	0.0050	-	-	-
Surrogate Recovery						
2-Fluorotoluene	0.095			0.10	95	75-134

Analyte	LCS Result	LCSD Result	SPK Val	LCS %REC	LCSD %REC	LCS/LCSD Limits	RPD	RPD Limit
TPH(btex)	0.57	0.59	0.60	95	99	82-118	4.20	20
MTBE	0.090	0.093	0.10	90	93	61-119	3.50	20
Benzene	0.090	0.094	0.10	90	94	77-128	4.68	20
Toluene	0.094	0.098	0.10	94	98	74-132	5.04	20
Ethylbenzene	0.094	0.099	0.10	94	99	84-127	5.06	20
m,p-Xylene	0.20	0.21	0.20	98	103	80-120	5.02	20
o-Xylene	0.098	0.10	0.10	98	103	80-120	4.57	20
Surrogate Recovery								
2-Fluorotoluene	0.092	0.095	0.10	92	95	75-134	3.21	20

(Cont.)

McCampbell Analytical, Inc.
"When Quality Counts"

1534 Willow Pass Road, Pittsburg, CA 94565-1701
Toll Free Telephone: (877) 252-9262 / Fax: (925) 252-9269
http://www.mccampbell.com / E-mail: main@mccampbell.com

Quality Control Report

Client:	Farallon Consulting	**WorkOrder:**	1905C36
Date Prepared:	5/22/19	**BatchID:**	178394
Date Analyzed:	5/23/19	**Extraction Method:**	SW5035
Instrument:	GC19	**Analytical Method:**	SW8021B/8015Bm
Matrix:	Soil	**Unit:**	mg/Kg
Project:	2250-001; 1055 Commercial Ct	**Sample ID:**	MB/LCS/LCSD-178394 1905C36-011BMS/MSD

QC Summary Report for SW8021B/8015Bm

Analyte	MB Result	MDL	RL	SPK Val	MB SS %REC	MB SS Limits
TPH(g) (C6-C12)	0.15,J	0.090	1.0	-	-	-
MTBE	ND	0.0023	0.050	-	-	-
Benzene	ND	0.0010	0.0050	-	-	-
Toluene	ND	0.0012	0.0050	-	-	-
Ethylbenzene	ND	0.0020	0.0050	-	-	-
m,p-Xylene	ND	0.0013	0.010	-	-	-
o-Xylene	ND	0.0013	0.0050	-	-	-
Surrogate Recovery						
2-Fluorotoluene	0.097			0.10	97	75-134

(Cont.)

McCampbell Analytical, Inc.
"When Quality Counts"

1534 Willow Pass Road, Pittsburg, CA 94565-1701
Toll Free Telephone: (877) 252-9262 / Fax: (925) 252-9269
http://www.mccampbell.com / E-mail: main@mccampbell.com

Quality Control Report

Client:	Farallon Consulting	**WorkOrder:**	1905C36
Date Prepared:	5/22/19	**BatchID:**	178394
Date Analyzed:	5/23/19	**Extraction Method:**	SW5035
Instrument:	GC19	**Analytical Method:**	SW8021B/8015Bm
Matrix:	Soil	**Unit:**	mg/Kg
Project:	2250-001; 1055 Commercial Ct	**Sample ID:**	MB/LCS/LCSD-178394 1905C36-011BMS/MSD

QC Summary Report for SW8021B/8015Bm

Analyte	LCS Result	LCSD Result	SPK Val	LCS %REC	LCSD %REC	LCS/LCSD Limits	RPD	RPD Limit
TPH(btex)	0.57	0.57	0.60	95	94	82-118	1.14	20
MTBE	0.085	0.087	0.10	85	87	61-119	2.49	20
Benzene	0.095	0.097	0.10	95	97	77-128	1.67	20
Toluene	0.099	0.10	0.10	99	100	74-132	0.817	20
Ethylbenzene	0.10	0.10	0.10	100	100	84-127	0	20
m,p-Xylene	0.21	0.21	0.20	105	103	80-120	2.04	20
o-Xylene	0.10	0.10	0.10	104	103	80-120	1.06	20
Surrogate Recovery								
2-Fluorotoluene	0.098	0.097	0.10	98	97	75-134	1.37	20

Analyte	MS DF	MS Result	MSD Result	SPK Val	SPKRef Val	MS %REC	MSD %REC	MS/MSD Limits	RPD	RPD Limit
TPH(btex)		NR	NR		4.9	NR	NR	-	NR	-
MTBE		NR	NR		ND<0.5	NR	NR	-	NR	-
Benzene		NR	NR		ND<0.05	NR	NR	-	NR	-
Toluene		NR	NR		0.52	NR	NR	-	NR	-
Ethylbenzene		NR	NR		0.44	NR	NR	-	NR	-
m,p-Xylene		NR	NR		2.1	NR	NR	-	NR	-
o-Xylene		NR	NR		1	NR	NR	-	NR	-
Surrogate Recovery										
2-Fluorotoluene		NR	NR			NR	NR	-	NR	-

McCampbell Analytical, Inc.
"When Quality Counts"

1534 Willow Pass Road, Pittsburg, CA 94565-1701
Toll Free Telephone: (877) 252-9262 / Fax: (925) 252-9269
http://www.mccampbell.com / E-mail: main@mccampbell.com

Quality Control Report

Client:	Farallon Consulting	**WorkOrder:**	1905C36
Date Prepared:	5/28/19	**BatchID:**	178673
Date Analyzed:	5/28/19	**Extraction Method:**	SW5030B
Instrument:	GC3	**Analytical Method:**	SW8021B/8015Bm
Matrix:	Water	**Unit:**	µg/L
Project:	2250-001; 1055 Commercial Ct	**Sample ID:**	MB/LCS/LCSD-178673

QC Summary Report for SW8021B/8015Bm

Analyte	MB Result	MDL	RL	SPK Val	MB SS %REC	MB SS Limits
TPH(g) (C6-C12)	ND	23	50	-	-	-
MTBE	ND	0.36	5.0	-	-	-
Benzene	ND	0.070	0.50	-	-	-
Toluene	ND	0.14	0.50	-	-	-
Ethylbenzene	ND	0.070	0.50	-	-	-
m,p-Xylene	ND	0.10	1.0	-	-	-
o-Xylene	ND	0.040	0.50	-	-	-
Surrogate Recovery						
aaa-TFT	8.8			10	88	74-117

Analyte	LCS Result	LCSD Result	SPK Val	LCS %REC	LCSD %REC	LCS/LCSD Limits	RPD	RPD Limit
TPH(btex)	63	61	60	104	101	78-116	2.86	20
MTBE	9.1	8.7	10	91	87	72-122	4.14	20
Benzene	9.4	9.8	10	94	98	81-123	3.83	20
Toluene	9.6	10	10	96	100	83-129	3.88	20
Ethylbenzene	9.6	10	10	96	100	88-126	4.12	20
m,p-Xylene	19	20	20	96	100	80-120	3.97	20
o-Xylene	9.3	9.6	10	93	96	80-120	3.13	20
Surrogate Recovery								
aaa-TFT	8.7	9.2	10	87	92	74-117	5.53	20

(Cont.)

McCampbell Analytical, Inc.
"When Quality Counts"

1534 Willow Pass Road, Pittsburg, CA 94565-1701
Toll Free Telephone: (877) 252-9262 / Fax: (925) 252-9269
http://www.mccampbell.com / E-mail: main@mccampbell.com

Quality Control Report

Client:	Farallon Consulting	**WorkOrder:**	1905C36
Date Prepared:	5/29/19	**BatchID:**	178684
Date Analyzed:	5/29/19	**Extraction Method:**	SW5030B
Instrument:	GC3	**Analytical Method:**	SW8021B/8015Bm
Matrix:	Water	**Unit:**	µg/L
Project:	2250-001; 1055 Commercial Ct	**Sample ID:**	MB/LCS/LCSD-178684

QC Summary Report for SW8021B/8015Bm

Analyte	MB Result	MDL	RL	SPK Val	MB SS %REC	MB SS Limits
TPH(g) (C6-C12)	ND	23	50	-	-	-
MTBE	ND	0.36	5.0	-	-	-
Benzene	ND	0.070	0.50	-	-	-
Toluene	ND	0.14	0.50	-	-	-
Ethylbenzene	ND	0.070	0.50	-	-	-
m,p-Xylene	ND	0.10	1.0	-	-	-
o-Xylene	ND	0.040	0.50	-	-	-
Surrogate Recovery						
aaa-TFT	8.7			10	87	74-117

Analyte	LCS Result	LCSD Result	SPK Val	LCS %REC	LCSD %REC	LCS/LCSD Limits	RPD	RPD Limit
TPH(btex)	61	64	60	102	106	78-116	4.18	20
MTBE	8.8	9.9	10	88	99	72-122	12.6	20
Benzene	9.1	10	10	91	103	81-123	12.2	20
Toluene	9.9	11	10	99	106	83-129	6.76	20
Ethylbenzene	9.4	11	10	94	106	88-126	12.0	20
m,p-Xylene	19	21	20	95	107	80-120	11.6	20
o-Xylene	9.1	10	10	91	103	80-120	12.1	20
Surrogate Recovery								
aaa-TFT	8.6	9.0	10	86	90	74-117	4.56	20

McCampbell Analytical, Inc.
"When Quality Counts"

1534 Willow Pass Road, Pittsburg, CA 94565-1701
Toll Free Telephone: (877) 252-9262 / Fax: (925) 252-9269
http://www.mccampbell.com / E-mail: main@mccampbell.com

Quality Control Report

Client:	Farallon Consulting	**WorkOrder:**	1905C36
Date Prepared:	5/22/19	**BatchID:**	178362
Date Analyzed:	5/22/19 - 5/23/19	**Extraction Method:**	SW3550B
Instrument:	GC9b	**Analytical Method:**	SW8015B
Matrix:	Soil	**Unit:**	mg/Kg
Project:	2250-001; 1055 Commercial Ct	**Sample ID:**	MB/LCS/LCSD-178362

QC Report for SW8015B w/out SG Clean-Up

Analyte	MB Result	MDL	RL	SPK Val	MB SS %REC	MB SS Limits
TPH-Diesel (C10-C23)	ND	0.83	1.0	-	-	-
TPH-Motor Oil (C18-C36)	ND	3.8	5.0	-	-	-
Surrogate Recovery						
C9	25			25	99	72-122

Analyte	LCS Result	LCSD Result	SPK Val	LCS %REC	LCSD %REC	LCS/LCSD Limits	RPD	RPD Limit
TPH-Diesel (C10-C23)	36	37	40	90	92	75-128	2.21	30
Surrogate Recovery								
C9	25	24	25	99	97	72-122	2.19	30

(Cont.)

McCampbell Analytical, Inc.
"When Quality Counts"

1534 Willow Pass Road, Pittsburg, CA 94565-1701
Toll Free Telephone: (877) 252-9262 / Fax: (925) 252-9269
http://www.mccampbell.com / E-mail: main@mccampbell.com

Quality Control Report

Client:	Farallon Consulting	**WorkOrder:**	1905C36
Date Prepared:	5/22/19	**BatchID:**	178396
Date Analyzed:	5/23/19 - 5/25/19	**Extraction Method:**	SW3550B
Instrument:	GC11B, GC9a	**Analytical Method:**	SW8015B
Matrix:	Soil	**Unit:**	mg/Kg
Project:	2250-001; 1055 Commercial Ct	**Sample ID:**	MB/LCS/LCSD-178396 1905C36-007AMS/MSD

QC Report for SW8015B w/out SG Clean-Up

Analyte	MB Result	MDL	RL	SPK Val	MB SS %REC	MB SS Limits
TPH-Diesel (C10-C23)	ND	0.83	1.0	-	-	-
TPH-Motor Oil (C18-C36)	ND	3.8	5.0	-	-	-
Surrogate Recovery						
C9	22			25	90	72-122

Analyte	LCS Result	LCSD Result	SPK Val	LCS %REC	LCSD %REC	LCS/LCSD Limits	RPD	RPD Limit
TPH-Diesel (C10-C23)	38	41	40	95	102	75-128	7.38	30
Surrogate Recovery								
C9	23	25	25	91	100	72-122	9.79	30

Analyte	MS DF	MS Result	MSD Result	SPK Val	SPKRef Val	MS %REC	MSD %REC	MS/MSD Limits	RPD	RPD Limit
TPH-Diesel (C10-C23)	10	63	56	40	41.74	NR,F16	NR,F16	71-134	NR	30
Surrogate Recovery										
C9	10	22	21	25		86	85	78-126	1.36	30

McCampbell Analytical, Inc.
"When Quality Counts"

1534 Willow Pass Road, Pittsburg, CA 94565-1701
Toll Free Telephone: (877) 252-9262 / Fax: (925) 252-9269
http://www.mccampbell.com / E-mail: main@mccampbell.com

Quality Control Report

Client:	Farallon Consulting	**WorkOrder:**	1905C36
Date Prepared:	5/22/19	**BatchID:**	178381
Date Analyzed:	5/23/19	**Extraction Method:**	SW3510C
Instrument:	GC11A	**Analytical Method:**	SW8015B
Matrix:	Water	**Unit:**	µg/L
Project:	2250-001; 1055 Commercial Ct	**Sample ID:**	MB/LCS/LCSD-178381

QC Report for SW8015B w/out SG Clean-Up

Analyte	MB Result	MDL	RL	SPK Val	MB SS %REC	MB SS Limits
TPH-Diesel (C10-C23)	ND	35	50	-	-	-
TPH-Motor Oil (C18-C36)	ND	140	250	-	-	-
Surrogate Recovery						
C9	570			625	90	68-127

Analyte	LCS Result	LCSD Result	SPK Val	LCS %REC	LCSD %REC	LCS/LCSD Limits	RPD	RPD Limit
TPH-Diesel (C10-C23)	1100	1100	1000	110	112	86-142	1.61	20
Surrogate Recovery								
C9	520	570	625	83	91	68-127	9.81	20

McCampbell Analytical, Inc.
1534 Willow Pass Rd
Pittsburg, CA 94565-1701
(925) 252-9262

CHAIN-OF-CUSTODY RECORD

WorkOrder: 1905C36 **ClientCode: FCOKC**

☐ WaterTrax ☐ WriteOn ☐ EDF ☐ Excel ☐ EQuIS ☐ Email ☐ HardCopy ☐ ThirdParty ☐ J-flag
☐ Detection Summary ☒ Dry-Weight

Report to:
Ryan Charney
Farallon Consulting
180 Grand Avenue, Suite 900
Oakland, CA 94612
(510) 879-6801 FAX:

Email: rcharney@farallonconsulting.com
cc/3rd Party: gfisco@farallonconsulting.com;
PO:
Project: 2250-001; 1055 Commercial Ct

Bill to:
Accounts Payable
Farallon Consulting
180 Grand Avenue, Suite 900
Oakland, CA 94612
ap@farallonconsulting.com

Requested TAT: **5 days;**

Date Received: **05/22/2019**
Date Logged: **05/22/2019**

Lab ID	Client ID	Matrix	Collection Date	Hold	Requested Tests (See legend below)											
					1	2	3	4	5	6	7	8	9	10	11	12
1905C36-001	F-11 (2')	Soil	5/22/2019 07:40	☐	B	A		B		B		B		A	B	
1905C36-003	F-11	Water	5/22/2019 08:30	☐			A		D		E		B			C
1905C36-004	F-15 (2')	Soil	5/22/2019 09:40	☐		A				B		B			B	
1905C36-006	F-15	Water	5/22/2019 10:20	☐			A				D		B			C
1905C36-007	S-1 (1')	Soil	5/22/2019 10:50	☐						A		A			A	
1905C36-009	S-2 (1')	Soil	5/22/2019 11:15	☐						A		A			A	
1905C36-011	F-16 (2')	Soil	5/22/2019 12:20	☐		A				B		B			B	
1905C36-014	F-16	Water	5/22/2019 13:20	☐			A				D		B			C
1905C36-015	F-17 (2')	Soil	5/22/2019 14:15	☐		A				B		B			B	
1905C36-016	F-17	Water	5/22/2019 15:05	☐			A				D		B			C
1905C36-017	F-10 (2')	Soil	5/22/2019 15:50	☐		A				B		B			B	
1905C36-018	F-10	Water	5/22/2019 16:40	☐			A				D		B			C

Test Legend:

1	8081pcB_ESL_LL_S	2	8260B_SCAN-SIM_E	3	8260B_Scan-SIM_W	4	8270_SCSM_GPC_S
5	8270_SCSM_GPC_W	6	CAM17MS_TTLC_S	7	CAM17MS_TTLC_Sed	8	G-MBTEX_S
9	G-MBTEX_W	10	PRCOURIER TRIP	11	TPH(DMO)_S	12	TPH(DMO)_W

Project Manager: Rosa Venegas **Prepared by: Lilly Ortiz**

Comments:

NOTE: Soil samples are discarded 60 days after results are reported unless other arrangements are made (Water samples are 30 days).
Hazardous samples will be returned to client or disposed of at client expense.

McCampbell Analytical, Inc.
"When Quality Counts"

1534 Willow Pass Road, Pittsburg, CA 94565-1701
Toll Free Telephone: (877) 252-9262 / Fax: (925) 252-9269
http://www.mccampbell.com / E-mail: main@mccampbell.com

WORK ORDER SUMMARY

Client Name: FARALLON CONSULTING **Project:** 2250-001; 1055 Commercial Ct **Work Order:** 1905C36
Client Contact: Ryan Charney **QC Level:** LEVEL 2
Contact's Email: rcharney@farallonconsulting.com **Comments** **Date Logged:** 5/22/2019

☐ WaterTrax ☐ WriteOn ☐ EDF ☐ Excel ☐ EQuIS ☐ Email ☐ HardCopy ☐ ThirdParty ☐ J-flag

Lab ID	Client ID	Matrix	Test Name	Containers /Composites	Bottle & Preservative	De-chlorinated	Collection Date & Time	TAT	Sediment Content	Hold	SubOut
1905C36-001A	F-11 (2')	Soil	SW8260B (VOCs, Scan SIM) (Encore)	2	Encore Sampler	☐	5/22/2019 7:40	5 days		☐	
1905C36-001B	F-11 (2')	Soil	SW8015B (Diesel & Motor Oil)	1	16OZ GJ, Unpres	☐	5/22/2019 7:40	5 days		☐	
			SW8021B/8015Bm (G/MBTEX)			☐		5 days		☐	
			SW6020 (CAM 17)			☐		5 days		☐	
			SW8270C (Low Level SVOCs) with GPC Cleanup			☐		5 days		☐	
			SW8081A/8082 (OC Pesticides+PCBs) ESLs			☐		5 days		☐	
1905C36-002A	F-11 (16') HOLD	Soil		1	16OZ GJ, Unpres	☐	5/22/2019 8:05			☑	
				2	Encore Sampler	☐				☑	
1905C36-003A	F-11	Water	SW8260B (VOCs, Scan SIM)	2	VOA w/ HCl	☐	5/22/2019 8:30	5 days	Present	☐	
1905C36-003B	F-11	Water	SW8021B/8015Bm (G/MBTEX)	2	VOA w/ HCl	☐	5/22/2019 8:30	5 days	Present	☐	
1905C36-003C	F-11	Water	SW8015B (Diesel & Motor Oil)	2	aVOA, Unpres	☐	5/22/2019 8:30	5 days	Present	☐	
1905C36-003D	F-11	Water	SW8270C (Low Level SVOCs) with GPC Cleanup	1	1LA, Unpres	☐	5/22/2019 8:30	5 days	Present	☐	
1905C36-003E	F-11	Water	E200.8 (Metals)	1	250mL HDPE w/ HNO3	☐	5/22/2019 8:30	5 days	Present	☐	
1905C36-004A	F-15 (2')	Soil	SW8260B (VOCs, Scan SIM) (Encore)	2	Encore Sampler	☐	5/22/2019 9:40	5 days		☐	
1905C36-004B	F-15 (2')	Soil	SW8015B (Diesel & Motor Oil)	1	16OZ GJ, Unpres	☐	5/22/2019 9:40	5 days		☐	

NOTES: - STLC and TCLP extractions require 2 days to complete; therefore, all TATs begin after the extraction is completed (i.e., One-day TAT yields results in 3 days from sample submission).

- MAI assumes that all material present in the provided sampling container is considered part of the sample - MAI does not exclude any material from the sample prior to sample preparation unless requested in writing by the client.

McCampbell Analytical, Inc.
"When Quality Counts"

1534 Willow Pass Road, Pittsburg, CA 94565-1701
Toll Free Telephone: (877) 252-9262 / Fax: (925) 252-9269
http://www.mccampbell.com / E-mail: main@mccampbell.com

WORK ORDER SUMMARY

Client Name: FARALLON CONSULTING **Project:** 2250-001; 1055 Commercial Ct **Work Order:** 1905C36
Client Contact: Ryan Charney **QC Level:** LEVEL 2
Contact's Email: rcharney@farallonconsulting.com **Comments** **Date Logged:** 5/22/2019

☐ WaterTrax ☐ WriteOn ☐ EDF ☐ Excel ☐ EQuIS ☐ Email ☐ HardCopy ☐ ThirdParty ☐ J-flag

Lab ID	Client ID	Matrix	Test Name	Containers /Composites	Bottle & Preservative	De-chlorinated	Collection Date & Time	TAT	Sediment Content	Hold	SubOut
1905C36-004B	F-15 (2')	Soil	SW8021B/8015Bm (G/MBTEX)	1	16OZ GJ, Unpres	☐	5/22/2019 9:40	5 days		☐	
			SW6020 (CAM 17)			☐		5 days		☐	
1905C36-005A	F-15 (12') HOLD	Soil		1	16OZ GJ, Unpres	☐	5/22/2019 10:00			☑	
				2	Encore Sampler	☐				☑	
1905C36-006A	F-15	Water	SW8260B (VOCs, Scan SIM)	2	VOA w/ HCl	☐	5/22/2019 10:20	5 days	Present	☐	
1905C36-006B	F-15	Water	SW8021B/8015Bm (G/MBTEX)	2	VOA w/ HCl	☐	5/22/2019 10:20	5 days	Present	☐	
1905C36-006C	F-15	Water	SW8015B (Diesel & Motor Oil)	2	aVOA, Unpres	☐	5/22/2019 10:20	5 days	Present	☐	
1905C36-006D	F-15	Water	E200.8 (Metals)	1	250mL HDPE w/ HNO3	☐	5/22/2019 10:20	5 days	Present	☐	
1905C36-007A	S-1 (1')	Soil	SW8015B (Diesel & Motor Oil)	1	16OZ GJ, Unpres	☐	5/22/2019 10:50	5 days		☐	
			SW8021B/8015Bm (G/MBTEX)			☐		5 days		☐	
			SW6020 (CAM 17)			☐		5 days		☐	
1905C36-008A	S-1 (3') HOLD	Soil		1	16OZ GJ, Unpres	☐	5/22/2019 10:55			☑	
1905C36-009A	S-2 (1')	Soil	SW8015B (Diesel & Motor Oil)	1	16OZ GJ, Unpres	☐	5/22/2019 11:15	5 days		☐	
			SW8021B/8015Bm (G/MBTEX)			☐		5 days		☐	
			SW6020 (CAM 17)			☐		5 days		☐	
1905C36-010A	S-2 (3') HOLD	Soil		1	16OZ GJ, Unpres	☐	5/22/2019 11:25			☑	

NOTES: - STLC and TCLP extractions require 2 days to complete; therefore, all TATs begin after the extraction is completed (i.e., One-day TAT yields results in 3 days from sample submission).

- MAI assumes that all material present in the provided sampling container is considered part of the sample - MAI does not exclude any material from the sample prior to sample preparation unless requested in writing by the client.

McCampbell Analytical, Inc.
"When Quality Counts"

1534 Willow Pass Road, Pittsburg, CA 94565-1701
Toll Free Telephone: (877) 252-9262 / Fax: (925) 252-9269
http://www.mccampbell.com / E-mail: main@mccampbell.com

WORK ORDER SUMMARY

Client Name: FARALLON CONSULTING
Client Contact: Ryan Charney
Contact's Email: rcharney@farallonconsulting.com
Project: 2250-001; 1055 Commercial Ct
Comments
Work Order: 1905C36
QC Level: LEVEL 2
Date Logged: 5/22/2019

☐ WaterTrax ☐ WriteOn ☐ EDF ☐ Excel ☐ EQuIS ☐ Email ☐ HardCopy ☐ ThirdParty ☐ J-flag

Lab ID	Client ID	Matrix	Test Name	Containers /Composites	Bottle & Preservative	De-chlorinated	Collection Date & Time	TAT	Sediment Content	Hold	SubOut
1905C36-011A	F-16 (2')	Soil	SW8260B (VOCs, Scan SIM) (Encore)	2	Encore Sampler	☐	5/22/2019 12:20	5 days		☐	
1905C36-011B	F-16 (2')	Soil	SW8015B (Diesel & Motor Oil)	1	16OZ GJ, Unpres	☐	5/22/2019 12:20	5 days		☐	
			SW8021B/8015Bm (G/MBTEX)			☐		5 days		☐	
			SW6020 (CAM 17)			☐		5 days		☐	
1905C36-012A	F-16 (6') HOLD	Soil		1	16OZ GJ, Unpres	☐	5/22/2019 12:40			☑	
				2	Encore Sampler	☐				☑	
1905C36-013A	F-16 (20') HOLD	Soil		1	16OZ GJ, Unpres	☐	5/22/2019 13:00			☑	
				2	Encore Sampler	☐				☑	
1905C36-014A	F-16	Water	SW8260B (VOCs, Scan SIM)	2	VOA w/ HCl	☐	5/22/2019 13:20	5 days	Present	☐	
1905C36-014B	F-16	Water	SW8021B/8015Bm (G/MBTEX)	2	VOA w/ HCl	☐	5/22/2019 13:20	5 days	Present	☐	
1905C36-014C	F-16	Water	SW8015B (Diesel & Motor Oil)	2	aVOA, Unpres	☐	5/22/2019 13:20	5 days	Present	☐	
1905C36-014D	F-16	Water	E200.8 (Metals)	1	250mL HDPE w/ HNO3	☐	5/22/2019 13:20	5 days	Present	☐	
1905C36-015A	F-17 (2')	Soil	SW8260B (VOCs, Scan SIM) (Encore)	2	Encore Sampler	☐	5/22/2019 14:15	5 days		☐	
1905C36-015B	F-17 (2')	Soil	SW8015B (Diesel & Motor Oil)	1	16OZ GJ, Unpres	☐	5/22/2019 14:15	5 days		☐	
			SW8021B/8015Bm (G/MBTEX)			☐		5 days		☐	
			SW6020 (CAM 17)			☐		5 days		☐	

NOTES: - STLC and TCLP extractions require 2 days to complete; therefore, all TATs begin after the extraction is completed (i.e., One-day TAT yields results in 3 days from sample submission).

- MAI assumes that all material present in the provided sampling container is considered part of the sample - MAI does not exclude any material from the sample prior to sample preparation unless requested in writing by the client.

McCampbell Analytical, Inc.
"When Quality Counts"

1534 Willow Pass Road, Pittsburg, CA 94565-1701
Toll Free Telephone: (877) 252-9262 / Fax: (925) 252-9269
http://www.mccampbell.com / E-mail: main@mccampbell.com

WORK ORDER SUMMARY

Client Name: FARALLON CONSULTING
Client Contact: Ryan Charney
Contact's Email: rcharney@farallonconsulting.com

Project: 2250-001; 1055 Commercial Ct
Comments

Work Order: 1905C36
QC Level: LEVEL 2
Date Logged: 5/22/2019

☐ WaterTrax ☐ WriteOn ☐ EDF ☐ Excel ☐ EQuIS ☐ Email ☐ HardCopy ☐ ThirdParty ☐ J-flag

Lab ID	Client ID	Matrix	Test Name	Containers /Composites	Bottle & Preservative	De-chlorinated	Collection Date & Time	TAT	Sediment Content	Hold	SubOut
1905C36-016A	F-17	Water	SW8260B (VOCs, Scan SIM)	2	VOA w/ HCl	☐	5/22/2019 15:05	5 days	Present	☐	
1905C36-016B	F-17	Water	SW8021B/8015Bm (G/MBTEX)	2	VOA w/ HCl	☐	5/22/2019 15:05	5 days	Present	☐	
1905C36-016C	F-17	Water	SW8015B (Diesel & Motor Oil)	2	aVOA, Unpres	☐	5/22/2019 15:05	5 days	Present	☐	
1905C36-016D	F-17	Water	E200.8 (Metals)	1	250mL HDPE w/ HNO3	☐	5/22/2019 15:05	5 days	Present	☐	
1905C36-017A	F-10 (2')	Soil	SW8260B (VOCs, Scan SIM) (Encore)	2	Encore Sampler	☐	5/22/2019 15:50	5 days		☐	
1905C36-017B	F-10 (2')	Soil	SW8015B (Diesel & Motor Oil)	1	16OZ GJ, Unpres	☐	5/22/2019 15:50	5 days		☐	
			SW8021B/8015Bm (G/MBTEX)			☐		5 days		☐	
			SW6020 (CAM 17)			☐		5 days		☐	
1905C36-018A	F-10	Water	SW8260B (VOCs, Scan SIM)	2	VOA w/ HCl	☐	5/22/2019 16:40	5 days	Present	☐	
1905C36-018B	F-10	Water	SW8021B/8015Bm (G/MBTEX)	2	VOA w/ HCl	☐	5/22/2019 16:40	5 days	Present	☐	
1905C36-018C	F-10	Water	SW8015B (Diesel & Motor Oil)	2	aVOA, Unpres	☐	5/22/2019 16:40	5 days	Present	☐	
1905C36-018D	F-10	Water	E200.8 (Metals)	1	250mL HDPE w/ HNO3	☐	5/22/2019 16:40	5 days	Present	☐	

NOTES: - STLC and TCLP extractions require 2 days to complete; therefore, all TATs begin after the extraction is completed (i.e., One-day TAT yields results in 3 days from sample submission).

- MAI assumes that all material present in the provided sampling container is considered part of the sample - MAI does not exclude any material from the sample prior to sample preparation unless requested in writing by the client.

General COC

MAI Work Order # 1905C36

McCAMPBELL ANALYTICAL, INC.

1534 Willow Pass Rd. Pittsburg, Ca. 94565-1701
Telephone: (877) 252-9262 / Fax: (925) 252-9269
www.mccampbell.com main@mccampbell.com

CHAIN OF CUSTODY RECORD

Turn Around Time:	1 Day Rush		2 Day Rush		3 Day Rush		STD	✓	Quote #		
J-Flag / MDL		ESL	✓	Cleanup Approved		Dry Weight		Bottle Order #			
Delivery Format:	PDF	✓	GeoTracker EDF		EDD	✓	Write On (DW)		Detect Summary		

Report To: Bill To:
Company: Farallon Consulting
Email: rcharney@farallonconsulting.com
Alt Email: gfisco@farallonconsulting.com Tele:
Project Name: 1055 Commercial Ct Project #: 2250-001
Project Location: San Jose, CA PO #
Sampler Signature:

Analysis Requested

SAMPLE ID Location / Field Point	Sampling Date	Sampling Time	#Containers	Matrix	Preservative	VOCs	G/MBTEX	Diesel & Motor oil	SVOCs	PCBs	OCPs	CAM17 Metals
F-11 (2')	5-22-19	740	3	S		X	X	X	X	X	X	X
F-11 (16') HOLD	↓	805	3	S								
* F-11	↓	830	8	GW		X	X	X	X			X
F-15 (2')	↓	940	3	S		X	X	X				X
F-15 (12') HOLD	↓	1000	3	S								
* F-15	↓	1020	7	GW		X	X	X				X
S-1 (1')	↓	1050	1	S			X	X				X
S-1 (3') HOLD	↓	1055	1	↓			X	X				X
S-2 (1')	↓	1115	1	↓			X	X				X
S-2 (3') HOLD	↓	1125	1	↓			X	X				X

MAI clients MUST disclose any dangerous chemicals known to be present in their submitted samples in concentrations that may cause immediate harm or serious future health endangerment as a result of brief, gloved, open air, sample handling by MAI staff. Non-disclosure incurs an immediate $250 surcharge and the client is subject to full legal liability for harm suffered. Thank you for your understanding and for allowing us to work safely.

* If metals are requested for water samples and the water type (Matrix) is not specified on the chain of custody, MAI will default to metals by E200.8.

Please provide an adequate volume of sample. If the volume is not sufficient for a MS/MSD a LCS/LCSD will be prepared in its place and noted in the report.

Relinquished By / Company Name	Date	Time	Received By / Company Name	Date	Time
[signature]	5-22-19	1830	Moises [signature]	5/22/19	1830
Moises [signature]	5/22/19	1930	[signature]	5/22/19	1930

Comments / Instructions
~~Lab filter metals~~
* ph adjusted in lab.

Matrix Code: DW=Drinking Water, GW=Ground Water, WW=Waste Water, SW=Seawater, S=Soil, SL=Sludge, A=Air, WP=Wipe, O=Other
Preservative Code: 1=4°C 2=HCl 3=H_2SO_4 4=HNO_3 5=NaOH 6=ZnOAc/NaOH 7=None

Temp 1.3 °C Initials [initials]

General COC

MAI Work Order # 1905C36

McCAMPBELL ANALYTICAL, INC.

1534 Willow Pass Rd. Pittsburg, Ca. 94565-1701
Telephone: (877) 252-9262 / Fax: (925) 252-9269
www.mccampbell.com main@mccampbell.com

CHAIN OF CUSTODY RECORD

Turn Around Time: 1 Day Rush		2 Day Rush		3 Day Rush		STD	✓	Quote #			
J-Flag / MDL		ESL	✓	Cleanup Approved		Dry Weight		Bottle Order #			
Delivery Format:	PDF	✓	GeoTracker EDF		EDD	✓	Write On (DW)		Detect Summary		

Report To: Bill To:
Company: Farallon Consulting
Email: rcharney@farallonconsulting.com
Alt Email: gfisco@farallonconsulting.com Tele:
Project Name: 1055 Commercial Ct Project #: 2250-001
Project Location: San Jose, CA PO #
Sampler Signature:

Analysis Requested

SAMPLE ID Location / Field Point	Sampling Date	Sampling Time	#Containers	Matrix	Preservative	VOCs	G/MBTEX	Diesel & Motor oil	SVOCs	PCBs	OCPs	CAM17 Metals
F-16 (2')	5-22-19	1220	3	S		X	X	X				X
F-16 (6') HOLD	↓	1240	3	S								
F-16 (20') HOLD	↓	1300	3	S								
x F-16	↓	1320	7	GW		X	X	X				X
F-17 (2')	↓	1415	3	S		X	X	X				X
x F-17	↓	1505	7	GW		X	X	X				X
F-10 (2')	↓	1550	3	S		X	X	X				X
x F-10	↓	1640	7	GW		X	X	X				X

MAI clients MUST disclose any dangerous chemicals known to be present in their submitted samples in concentrations that may cause immediate harm or serious future health endangerment as a result of brief, gloved, open air, sample handling by MAI staff. Non-disclosure incurs an immediate $250 surcharge and the client is subject to full legal liability for harm suffered. Thank you for your understanding and for allowing us to work safely.

* If metals are requested for water samples and the water type (Matrix) is not specified on the chain of custody, MAI will default to metals by E200.8.

Please provide an adequate volume of sample. If the volume is not sufficient for a MS/MSD a LCS/LCSD will be prepared in its place and noted in the report.

Relinquished By / Company Name	Date	Time	Received By / Company Name	Date	Time
[signature]	5-22-19	1830	Moises Vasquez	5/22/19	1830
Moises Vasquez	5-22-19	1930	[signature]	5/22/19	1930

Comments / Instructions
~~Lab Filter metals~~

Matrix Code: DW=Drinking Water, GW=Ground Water, WW=Waste Water, SW=Seawater, S=Soil, SL=Sludge, A=Air, WP=Wipe, O=Other
Preservative Code: 1=4°C 2=HCl 3=H_2SO_4 4=HNO_3 5=NaOH 6=ZnOAc/NaOH 7=None

Temp 1.3 °C Initials IO

McCampbell Analytical, Inc.
"When Quality Counts"

1534 Willow Pass Road, Pittsburg, CA 94565-1701
Toll Free Telephone: (877) 252-9262 / Fax: (925) 252-9269
http://www.mccampbell.com / E-mail: main@mccampbell.com

Sample Receipt Checklist

Client Name:	**Farallon Consulting**	Date and Time Received:	**5/22/2019 19:30**
Project:	**2250-001; 1055 Commercial Ct**	Date Logged:	**5/22/2019**
		Received by:	Lilly Ortiz
WorkOrder №:	**1905C36** Matrix: Soil/Water	Logged by:	Lilly Ortiz
Carrier:	Moises Vasquez (contract courier)		

Chain of Custody (COC) Information

Chain of custody present?	Yes	☑	No	☐	
Chain of custody signed when relinquished and received?	Yes	☑	No	☐	
Chain of custody agrees with sample labels?	Yes	☑	No	☐	
Sample IDs noted by Client on COC?	Yes	☑	No	☐	
Date and Time of collection noted by Client on COC?	Yes	☑	No	☐	
Sampler's name noted on COC?	Yes	☐	No	☑	
COC agrees with Quote?	Yes	☐	No	☐	NA ☑

Sample Receipt Information

Custody seals intact on shipping container/cooler?	Yes	☐	No	☐	NA ☑
Shipping container/cooler in good condition?	Yes	☑	No	☐	
Samples in proper containers/bottles?	Yes	☑	No	☐	
Sample containers intact?	Yes	☑	No	☐	
Sufficient sample volume for indicated test?	Yes	☑	No	☐	

Sample Preservation and Hold Time (HT) Information

All samples received within holding time?	Yes	☑	No	☐	NA ☐
Samples Received on Ice?	Yes	☑	No	☐	
(Ice Type: WET ICE)					
Sample/Temp Blank temperature	Temp: 1.3°C				NA ☐
Water - VOA vials have zero headspace / no bubbles?	Yes	☑	No	☐	NA ☐
Sample labels checked for correct preservation?	Yes	☑	No	☐	
pH acceptable upon receipt (Metal: <2; Nitrate 353.2/4500NO3: <2; 522: <4; 218.7: >8)?	Yes	☐	No	☑	NA ☐
UCMR Samples:					
pH tested and acceptable upon receipt (200.8: ≤2; 525.3: ≤4; 530: ≤7; 541: <3; 544: <6.5 & 7.5)?	Yes	☐	No	☐	NA ☑
Free Chlorine tested and acceptable upon receipt (<0.1mg/L)?	Yes	☐	No	☐	NA ☑

Comments: pH adjusted in Lab.

McCampbell Analytical, Inc.

"When Quality Counts"

Analytical Report

WorkOrder: 1905D23

Report Created for: Farallon Consulting

180 Grand Avenue, Suite 900
Oakland, CA 94612

Project Contact: Ryan Charney
Project P.O.:
Project: 2250-001; 1055 Commercial Ct.

Project Received: 05/23/2019

Analytical Report reviewed & approved for release on 06/04/2019 by:

Angela Rydelius
Laboratory Manager

The report shall not be reproduced except in full, without the written approval of the laboratory. The analytical results relate only to the items tested. Results reported conform to the most current NELAP standards, where applicable, unless otherwise stated in the case narrative.

McCampbell Analytical, Inc.
"When Quality Counts"

1534 Willow Pass Road, Pittsburg, CA 94565-1701
Toll Free Telephone: (877) 252-9262 / Fax: (925) 252-9269
http://www.mccampbell.com / E-mail: main@mccampbell.com

Glossary of Terms & Qualifier Definitions

Client: Farallon Consulting
Project: 2250-001; 1055 Commercial Ct.
WorkOrder: 1905D23

Glossary Abbreviation

%D	Serial Dilution Percent Difference
95% Interval	95% Confident Interval
DF	Dilution Factor
DI WET	(DISTLC) Waste Extraction Test using DI water
DISS	Dissolved (direct analysis of 0.45 µm filtered and acidified water sample)
DLT	Dilution Test (Serial Dilution)
DUP	Duplicate
EDL	Estimated Detection Limit
ERS	External reference sample. Second source calibration verification.
ITEF	International Toxicity Equivalence Factor
LCS	Laboratory Control Sample
MB	Method Blank
MB % Rec	% Recovery of Surrogate in Method Blank, if applicable
MDL	Method Detection Limit
ML	Minimum Level of Quantitation
MS	Matrix Spike
MSD	Matrix Spike Duplicate
N/A	Not Applicable
ND	Not detected at or above the indicated MDL or RL
NR	Data Not Reported due to matrix interference or insufficient sample amount.
PDS	Post Digestion Spike
PDSD	Post Digestion Spike Duplicate
PF	Prep Factor
RD	Relative Difference
RL	Reporting Limit (The RL is the lowest calibration standard in a multipoint calibration.)
RPD	Relative Percent Deviation
RRT	Relative Retention Time
SPK Val	Spike Value
SPKRef Val	Spike Reference Value
SPLP	Synthetic Precipitation Leachate Procedure
ST	Sorbent Tube
TCLP	Toxicity Characteristic Leachate Procedure
TEQ	Toxicity Equivalents
TZA	TimeZone Net Adjustment for sample collected outside of MAI's UTC.
WET (STLC)	Waste Extraction Test (Soluble Threshold Limit Concentration)

McCampbell Analytical, Inc.
"When Quality Counts"

1534 Willow Pass Road, Pittsburg, CA 94565-1701
Toll Free Telephone: (877) 252-9262 / Fax: (925) 252-9269
http://www.mccampbell.com / E-mail: main@mccampbell.com

Glossary of Terms & Qualifier Definitions

Client: Farallon Consulting
Project: 2250-001; 1055 Commercial Ct.
WorkOrder: 1905D23

Analytical Qualifiers

A	The reported value is determined using a "single point" calibration by GC-ECD as allowed by the method.
B	Analyte detected in the associated Method Blank and in the sample
J	Result is less than the RL/ML but greater than the MDL. The reported concentration is an estimated value.
P	Agreement between quantitative confirmation results exceed method recommended limits
S	Spike recovery outside accepted recovery limits
a2	Sample diluted due to cluttered chromatogram
a3	Sample diluted due to high organic content.
a9	Reporting limit near, but not identical to, our standard reporting limit due to variable Encore/Solid sample weight
a19	Reporting limit near, but not identical to our standard reporting limit due to variable sample volume
b1	Aqueous sample that contains greater than ~1 vol. % sediment
b6	Lighter than water immiscible sheen/product is present
c2	Surrogate recovery outside of the control limits due to matrix interference.
c4	Surrogate recovery outside of the control limits due to coelution with another peak(s) / cluttered chromatogram.
d1	Weakly modified or unmodified gasoline is significant
d2	Heavier gasoline range compounds are significant (possible aged gasoline)
d7	Strongly aged gasoline or diesel range compounds are significant in the TPH(g) chromatogram
d9	No recognizable pattern
d17	Reporting limit for MTBE raised due to co-elution with non-target peaks.
e2	Diesel range compounds are significant; no recognizable pattern
e3	Aged diesel is significant
e7	Oil range compounds are significant
e8	Pattern resembles kerosene/kerosene range/jet fuel range
h7	Copper (EPA 3660B) cleanup
j1	See attached narrative

Quality Control Qualifiers

F2	LCS/LCSD recovery and/or RPD/RSD is out of acceptance criteria.
F3	The surrogate standard recovery and/or RPD is outside of acceptance limits.
F10	MS/MSD outside control limits. Physical or chemical interferences exist due to sample matrix.

McCampbell Analytical, Inc.
"When Quality Counts"

1534 Willow Pass Road, Pittsburg, CA 94565-1701
Toll Free Telephone: (877) 252-9262 / Fax: (925) 252-9269
http://www.mccampbell.com / E-mail: main@mccampbell.com

Analytical Report

Client:	Farallon Consulting	**WorkOrder:**	1905D23
Date Received:	5/23/19 20:00	**Extraction Method:**	SW3550B/3640Am/3630Cm
Date Prepared:	5/30/19	**Analytical Method:**	SW8081A
Project:	2250-001; 1055 Commercial Ct.	**Unit:**	mg/kg

Organochlorine Pesticides

Client ID	Lab ID	Matrix	Date Collected	Instrument	Batch ID
F-7 (2')	1905D23-013A	Soil	05/23/2019 14:35	GC23 06031910.d	178750

Analytes	Result	RL	DF	Date Analyzed
Aldrin	ND	0.00050	5	06/03/2019 17:56
a-BHC	ND	0.00050	5	06/03/2019 17:56
b-BHC	ND	0.0015	5	06/03/2019 17:56
d-BHC	ND	0.0010	5	06/03/2019 17:56
g-BHC	ND	0.00050	5	06/03/2019 17:56
Chlordane (Technical)	ND	0.012	5	06/03/2019 17:56
a-Chlordane	ND	0.00050	5	06/03/2019 17:56
g-Chlordane	ND	0.00050	5	06/03/2019 17:56
p,p-DDD	**0.00080**	0.00050	5	06/03/2019 17:56
p,p-DDE	**0.00084**	0.00050	5	06/03/2019 17:56
p,p-DDT	**0.0012**	0.00050	5	06/03/2019 17:56
Dieldrin	ND	0.00050	5	06/03/2019 17:56
Endosulfan I	ND	0.00050	5	06/03/2019 17:56
Endosulfan II	ND	0.00050	5	06/03/2019 17:56
Endosulfan sulfate	ND	0.00050	5	06/03/2019 17:56
Endrin	ND	0.00050	5	06/03/2019 17:56
Endrin aldehyde	ND	0.00050	5	06/03/2019 17:56
Endrin ketone	ND	0.00050	5	06/03/2019 17:56
Heptachlor	ND	0.00050	5	06/03/2019 17:56
Heptachlor epoxide	ND	0.00050	5	06/03/2019 17:56
Hexachlorobenzene	ND	0.0050	5	06/03/2019 17:56
Hexachlorocyclopentadiene	ND	0.010	5	06/03/2019 17:56
Methoxychlor	ND	0.0010	5	06/03/2019 17:56
Toxaphene	ND	0.025	5	06/03/2019 17:56

Surrogates	REC (%)	Limits	
Decachlorobiphenyl	105	20-145	06/03/2019 17:56

Analyst(s): LT Analytical Comments: h7

(Cont.)

McCampbell Analytical, Inc.
"When Quality Counts"

1534 Willow Pass Road, Pittsburg, CA 94565-1701
Toll Free Telephone: (877) 252-9262 / Fax: (925) 252-9269
http://www.mccampbell.com / E-mail: main@mccampbell.com

Analytical Report

Client:	Farallon Consulting	**WorkOrder:**	1905D23
Date Received:	5/23/19 20:00	**Extraction Method:**	SW3550B/3640Am/3630Cm
Date Prepared:	5/30/19	**Analytical Method:**	SW8081A
Project:	2250-001; 1055 Commercial Ct.	**Unit:**	mg/kg

Organochlorine Pesticides

Client ID	Lab ID	Matrix	Date Collected	Instrument	Batch ID
F-8 (2')	1905D23-015A	Soil	05/23/2019 16:00	GC23 05301928.d	178750

Analytes	Result	RL	DF	Date Analyzed
Aldrin	ND	0.0010	10	05/30/2019 21:59
a-BHC	ND	0.0010	10	05/30/2019 21:59
b-BHC	ND	0.0030	10	05/30/2019 21:59
d-BHC	ND	0.0020	10	05/30/2019 21:59
g-BHC	ND	0.0010	10	05/30/2019 21:59
Chlordane (Technical)	ND	0.025	10	05/30/2019 21:59
a-Chlordane	ND	0.0010	10	05/30/2019 21:59
g-Chlordane	ND	0.0010	10	05/30/2019 21:59
p,p-DDD	ND	0.0010	10	05/30/2019 21:59
p,p-DDE	ND	0.0010	10	05/30/2019 21:59
p,p-DDT	**0.0014**	0.0010	10	05/30/2019 21:59
Dieldrin	ND	0.0010	10	05/30/2019 21:59
Endosulfan I	ND	0.0010	10	05/30/2019 21:59
Endosulfan II	ND	0.0010	10	05/30/2019 21:59
Endosulfan sulfate	ND	0.0010	10	05/30/2019 21:59
Endrin	ND	0.0010	10	05/30/2019 21:59
Endrin aldehyde	ND	0.0010	10	05/30/2019 21:59
Endrin ketone	ND	0.0010	10	05/30/2019 21:59
Heptachlor	ND	0.0010	10	05/30/2019 21:59
Heptachlor epoxide	ND	0.0010	10	05/30/2019 21:59
Hexachlorobenzene	ND	0.010	10	05/30/2019 21:59
Hexachlorocyclopentadiene	ND	0.020	10	05/30/2019 21:59
Methoxychlor	ND	0.0020	10	05/30/2019 21:59
Toxaphene	ND	0.050	10	05/30/2019 21:59

Surrogates	REC (%)	Limits	
Decachlorobiphenyl	83	20-145	05/30/2019 21:59

Analyst(s): LT Analytical Comments: a2,a3

McCampbell Analytical, Inc.
"When Quality Counts"

1534 Willow Pass Road, Pittsburg, CA 94565-1701
Toll Free Telephone: (877) 252-9262 / Fax: (925) 252-9269
http://www.mccampbell.com / E-mail: main@mccampbell.com

Analytical Report

Client:	Farallon Consulting	**WorkOrder:**	1905D23
Date Received:	5/23/19 20:00	**Extraction Method:**	SW3510C
Date Prepared:	5/23/19	**Analytical Method:**	SW8081A
Project:	2250-001; 1055 Commercial Ct.	**Unit:**	µg/L

Organochlorine Pesticides

Client ID	Lab ID	Matrix	Date Collected	Instrument	Batch ID
F-2	1905D23-007E	Water	05/23/2019 11:15	GC22 05281941.D	178402

Analytes	Result	RL	DF	Date Analyzed
Aldrin	ND	0.0050	1	05/29/2019 18:47
a-BHC	ND	0.010	1	05/29/2019 18:47
b-BHC	ND	0.0050	1	05/29/2019 18:47
d-BHC	ND	0.0050	1	05/29/2019 18:47
g-BHC	ND	0.020	1	05/29/2019 18:47
Chlordane (Technical)	ND	0.10	1	05/29/2019 18:47
a-Chlordane	ND	0.050	1	05/29/2019 18:47
g-Chlordane	ND	0.050	1	05/29/2019 18:47
p,p-DDD	ND	0.010	1	05/29/2019 18:47
p,p-DDE	ND	0.010	1	05/29/2019 18:47
p,p-DDT	ND	0.010	1	05/29/2019 18:47
Dieldrin	ND	0.010	1	05/29/2019 18:47
Endosulfan I	ND	0.020	1	05/29/2019 18:47
Endosulfan II	ND	0.020	1	05/29/2019 18:47
Endosulfan sulfate	ND	0.050	1	05/29/2019 18:47
Endrin	ND	0.010	1	05/29/2019 18:47
Endrin aldehyde	ND	0.050	1	05/29/2019 18:47
Endrin ketone	ND	0.050	1	05/29/2019 18:47
Heptachlor	ND	0.010	1	05/29/2019 18:47
Heptachlor epoxide	ND	0.010	1	05/29/2019 18:47
Hexachlorobenzene	ND	0.50	1	05/29/2019 18:47
Hexachlorocyclopentadiene	ND	1.0	1	05/29/2019 18:47
Methoxychlor	ND	0.10	1	05/29/2019 18:47
Toxaphene	ND	0.50	1	05/29/2019 18:47

Surrogates	REC (%)	Limits	
Decachlorobiphenyl	94	61-139	05/29/2019 18:47

Analyst(s): CK Analytical Comments: b1

McCampbell Analytical, Inc.
"When Quality Counts"

1534 Willow Pass Road, Pittsburg, CA 94565-1701
Toll Free Telephone: (877) 252-9262 / Fax: (925) 252-9269
http://www.mccampbell.com / E-mail: main@mccampbell.com

Analytical Report

Client:	Farallon Consulting	**WorkOrder:**	1905D23
Date Received:	5/23/19 20:00	**Extraction Method:**	SW3550B/3640Am/3630Cm
Date Prepared:	5/29/19	**Analytical Method:**	SW8081A/8082
Project:	2250-001; 1055 Commercial Ct.	**Unit:**	mg/kg

Organochlorine Pesticides + PCBs

Client ID	Lab ID	Matrix	Date Collected	Instrument	Batch ID
F-1 (2')	1905D23-001A	Soil	05/23/2019 07:25	GC23 05301914.d	178661

Analytes	Result	Qualifiers	RL	DF	Date Analyzed
Aldrin	ND		0.00050	5	05/30/2019 18:20
a-BHC	ND		0.00050	5	05/30/2019 18:20
b-BHC	ND		0.0015	5	05/30/2019 18:20
d-BHC	ND		0.0010	5	05/30/2019 18:20
g-BHC	ND		0.00050	5	05/30/2019 18:20
Chlordane (Technical)	**0.035**		0.012	5	05/30/2019 18:20
a-Chlordane	**0.0032**		0.00050	5	05/30/2019 18:20
g-Chlordane	**0.0035**		0.00050	5	05/30/2019 18:20
p,p-DDD	**0.0014**	P	0.00050	5	05/30/2019 18:20
p,p-DDE	**0.0017**	P	0.00050	5	05/30/2019 18:20
p,p-DDT	**0.0072**		0.00050	5	05/30/2019 18:20
Dieldrin	ND		0.00050	5	05/30/2019 18:20
Endosulfan I	ND		0.00050	5	05/30/2019 18:20
Endosulfan II	ND		0.00050	5	05/30/2019 18:20
Endosulfan sulfate	ND		0.00050	5	05/30/2019 18:20
Endrin	ND		0.00050	5	05/30/2019 18:20
Endrin aldehyde	ND		0.00050	5	05/30/2019 18:20
Endrin ketone	ND		0.00050	5	05/30/2019 18:20
Heptachlor	ND		0.00050	5	05/30/2019 18:20
Heptachlor epoxide	ND		0.00050	5	05/30/2019 18:20
Hexachlorobenzene	ND		0.0050	5	05/30/2019 18:20
Hexachlorocyclopentadiene	ND		0.010	5	05/30/2019 18:20
Methoxychlor	ND		0.0010	5	05/30/2019 18:20
Toxaphene	ND		0.025	5	05/30/2019 18:20
Aroclor1016	ND		0.025	5	05/30/2019 18:20
Aroclor1221	ND		0.025	5	05/30/2019 18:20
Aroclor1232	ND		0.025	5	05/30/2019 18:20
Aroclor1242	ND		0.025	5	05/30/2019 18:20
Aroclor1248	**0.072**	A	0.025	5	05/30/2019 18:20
Aroclor1254	**0.046**	A	0.025	5	05/30/2019 18:20
Aroclor1260	ND		0.025	5	05/30/2019 18:20
PCBs, total	**0.12**		0.025	5	05/30/2019 18:20

Surrogates	REC (%)	Qualifiers	Limits	
Decachlorobiphenyl	154	S	20-145	05/30/2019 18:20

Analyst(s): LT

(Cont.)

McCampbell Analytical, Inc.
"When Quality Counts"

1534 Willow Pass Road, Pittsburg, CA 94565-1701
Toll Free Telephone: (877) 252-9262 / Fax: (925) 252-9269
http://www.mccampbell.com / E-mail: main@mccampbell.com

Analytical Report

Client:	Farallon Consulting	**WorkOrder:**	1905D23
Date Received:	5/23/19 20:00	**Extraction Method:**	SW3550B/3640Am/3630Cm
Date Prepared:	5/29/19	**Analytical Method:**	SW8081A/8082
Project:	2250-001; 1055 Commercial Ct.	**Unit:**	mg/kg

Organochlorine Pesticides + PCBs

Client ID	Lab ID	Matrix	Date Collected	Instrument	Batch ID
F-2 (2')	1905D23-006A	Soil	05/23/2019 10:15	GC23 05301915.d	178661

Analytes	Result	Qualifiers	RL	DF	Date Analyzed
Aldrin	ND		0.0010	10	05/30/2019 18:36
a-BHC	ND		0.0010	10	05/30/2019 18:36
b-BHC	ND		0.0030	10	05/30/2019 18:36
d-BHC	ND		0.0020	10	05/30/2019 18:36
g-BHC	ND		0.0010	10	05/30/2019 18:36
Chlordane (Technical)	ND		0.025	10	05/30/2019 18:36
a-Chlordane	**0.0020**		0.0010	10	05/30/2019 18:36
g-Chlordane	**0.0023**	P	0.0010	10	05/30/2019 18:36
p,p-DDD	**0.0013**	P	0.0010	10	05/30/2019 18:36
p,p-DDE	**0.0017**	P	0.0010	10	05/30/2019 18:36
p,p-DDT	**0.0063**		0.0010	10	05/30/2019 18:36
Dieldrin	ND		0.0010	10	05/30/2019 18:36
Endosulfan I	ND		0.0010	10	05/30/2019 18:36
Endosulfan II	ND		0.0010	10	05/30/2019 18:36
Endosulfan sulfate	ND		0.0010	10	05/30/2019 18:36
Endrin	ND		0.0010	10	05/30/2019 18:36
Endrin aldehyde	ND		0.0010	10	05/30/2019 18:36
Endrin ketone	ND		0.0010	10	05/30/2019 18:36
Heptachlor	ND		0.0010	10	05/30/2019 18:36
Heptachlor epoxide	ND		0.0010	10	05/30/2019 18:36
Hexachlorobenzene	ND		0.010	10	05/30/2019 18:36
Hexachlorocyclopentadiene	ND		0.020	10	05/30/2019 18:36
Methoxychlor	ND		0.0020	10	05/30/2019 18:36
Toxaphene	ND		0.050	10	05/30/2019 18:36
Aroclor1016	ND		0.050	10	05/30/2019 18:36
Aroclor1221	ND		0.050	10	05/30/2019 18:36
Aroclor1232	ND		0.050	10	05/30/2019 18:36
Aroclor1242	ND		0.050	10	05/30/2019 18:36
Aroclor1248	**0.083**	A	0.050	10	05/30/2019 18:36
Aroclor1254	ND		0.050	10	05/30/2019 18:36
Aroclor1260	ND		0.050	10	05/30/2019 18:36
PCBs, total	**0.083**		0.050	10	05/30/2019 18:36

Surrogates	REC (%)	Limits	
Decachlorobiphenyl	98	20-145	05/30/2019 18:36

Analyst(s): LT

(Cont.)

McCampbell Analytical, Inc.
"When Quality Counts"

1534 Willow Pass Road, Pittsburg, CA 94565-1701
Toll Free Telephone: (877) 252-9262 / Fax: (925) 252-9269
http://www.mccampbell.com / E-mail: main@mccampbell.com

Analytical Report

Client:	Farallon Consulting	**WorkOrder:**	1905D23
Date Received:	5/23/19 20:00	**Extraction Method:**	SW3550B/3640Am/3630Cm
Date Prepared:	5/29/19	**Analytical Method:**	SW8081A/8082
Project:	2250-001; 1055 Commercial Ct.	**Unit:**	mg/kg

Organochlorine Pesticides + PCBs

Client ID	Lab ID	Matrix	Date Collected	Instrument	Batch ID
F-5 (2')	1905D23-011A	Soil	05/23/2019 13:15	GC23 06031927.d	178661

Analytes	Result	Qualifiers	RL	DF	Date Analyzed
Aldrin	ND		0.0010	10	06/03/2019 22:22
a-BHC	ND		0.0010	10	06/03/2019 22:22
b-BHC	ND		0.0030	10	06/03/2019 22:22
d-BHC	ND		0.0020	10	06/03/2019 22:22
g-BHC	ND		0.0010	10	06/03/2019 22:22
Chlordane (Technical)	ND		0.025	10	06/03/2019 22:22
a-Chlordane	ND		0.0010	10	06/03/2019 22:22
g-Chlordane	**0.0030**		0.0010	10	06/03/2019 22:22
p,p-DDD	**0.0017**		0.0010	10	06/03/2019 22:22
p,p-DDE	**0.0041**	P	0.0010	10	06/03/2019 22:22
p,p-DDT	**0.012**		0.0010	10	06/03/2019 22:22
Dieldrin	**0.013**		0.0010	10	06/03/2019 22:22
Endosulfan I	ND		0.0010	10	06/03/2019 22:22
Endosulfan II	ND		0.0010	10	06/03/2019 22:22
Endosulfan sulfate	ND		0.0010	10	06/03/2019 22:22
Endrin	ND		0.0010	10	06/03/2019 22:22
Endrin aldehyde	ND		0.0010	10	06/03/2019 22:22
Endrin ketone	ND		0.0010	10	06/03/2019 22:22
Heptachlor	ND		0.0010	10	06/03/2019 22:22
Heptachlor epoxide	ND		0.0010	10	06/03/2019 22:22
Hexachlorobenzene	ND		0.010	10	06/03/2019 22:22
Hexachlorocyclopentadiene	ND		0.020	10	06/03/2019 22:22
Methoxychlor	ND		0.0020	10	06/03/2019 22:22
Toxaphene	ND		0.050	10	06/03/2019 22:22
Aroclor1016	ND		0.050	10	06/03/2019 22:22
Aroclor1221	ND		0.050	10	06/03/2019 22:22
Aroclor1232	ND		0.050	10	06/03/2019 22:22
Aroclor1242	ND		0.050	10	06/03/2019 22:22
Aroclor1248	ND		0.050	10	06/03/2019 22:22
Aroclor1254	**0.10**	A	0.050	10	06/03/2019 22:22
Aroclor1260	ND		0.050	10	06/03/2019 22:22
PCBs, total	**0.10**		0.050	10	06/03/2019 22:22

Surrogates	REC (%)	Limits	
Decachlorobiphenyl	91	20-145	06/03/2019 22:22

Analyst(s): LT

McCampbell Analytical, Inc.
"When Quality Counts"

1534 Willow Pass Road, Pittsburg, CA 94565-1701
Toll Free Telephone: (877) 252-9262 / Fax: (925) 252-9269
http://www.mccampbell.com / E-mail: main@mccampbell.com

Analytical Report

Client:	Farallon Consulting	**WorkOrder:**	1905D23
Date Received:	5/23/19 20:00	**Extraction Method:**	SW5035
Date Prepared:	5/23/19	**Analytical Method:**	SW8260B
Project:	2250-001; 1055 Commercial Ct.	**Unit:**	mg/Kg

Volatile Organics [Encore Sampling]

Client ID	Lab ID	Matrix	Date Collected	Instrument	Batch ID
F-1 (2')	1905D23-001A	Soil	05/23/2019 07:25	GC16 05261924.D	178489

Analytes	Result	RL	DF	Date Analyzed
Acetone	ND	0.10	1	05/27/2019 12:43
tert-Amyl methyl ether (TAME)	ND	0.0052	1	05/27/2019 12:43
Benzene	ND	0.0052	1	05/27/2019 12:43
Bromobenzene	ND	0.0052	1	05/27/2019 12:43
Bromochloromethane	ND	0.0052	1	05/27/2019 12:43
Bromodichloromethane	ND	0.0010	1	05/27/2019 12:43
Bromoform	ND	0.0052	1	05/27/2019 12:43
Bromomethane	ND	0.0052	1	05/27/2019 12:43
2-Butanone (MEK)	ND	0.021	1	05/27/2019 12:43
t-Butyl alcohol (TBA)	ND	0.052	1	05/27/2019 12:43
n-Butyl benzene	ND	0.0052	1	05/27/2019 12:43
sec-Butyl benzene	ND	0.0052	1	05/27/2019 12:43
tert-Butyl benzene	ND	0.0052	1	05/27/2019 12:43
Carbon Disulfide	ND	0.0052	1	05/27/2019 12:43
Carbon Tetrachloride	ND	0.0052	1	05/27/2019 12:43
Chlorobenzene	ND	0.0052	1	05/27/2019 12:43
Chloroethane	ND	0.0052	1	05/27/2019 12:43
Chloroform	ND	0.0052	1	05/27/2019 12:43
Chloromethane	ND	0.0052	1	05/27/2019 12:43
2-Chlorotoluene	ND	0.0052	1	05/27/2019 12:43
4-Chlorotoluene	ND	0.0052	1	05/27/2019 12:43
Dibromochloromethane	ND	0.0052	1	05/27/2019 12:43
1,2-Dibromo-3-chloropropane	ND	0.00026	1	05/27/2019 12:43
1,2-Dibromoethane (EDB)	ND	0.00010	1	05/27/2019 12:43
Dibromomethane	ND	0.0052	1	05/27/2019 12:43
1,2-Dichlorobenzene	ND	0.0052	1	05/27/2019 12:43
1,3-Dichlorobenzene	ND	0.0052	1	05/27/2019 12:43
1,4-Dichlorobenzene	ND	0.0052	1	05/27/2019 12:43
Dichlorodifluoromethane	ND	0.0052	1	05/27/2019 12:43
1,1-Dichloroethane	ND	0.0052	1	05/27/2019 12:43
1,2-Dichloroethane (1,2-DCA)	ND	0.00026	1	05/27/2019 12:43
1,1-Dichloroethene	ND	0.00026	1	05/27/2019 12:43
cis-1,2-Dichloroethene	ND	0.0052	1	05/27/2019 12:43
trans-1,2-Dichloroethene	ND	0.0052	1	05/27/2019 12:43
1,2-Dichloropropane	ND	0.0052	1	05/27/2019 12:43
1,3-Dichloropropane	ND	0.0052	1	05/27/2019 12:43
2,2-Dichloropropane	ND	0.0052	1	05/27/2019 12:43

(Cont.)

McCampbell Analytical, Inc.
"When Quality Counts"

1534 Willow Pass Road, Pittsburg, CA 94565-1701
Toll Free Telephone: (877) 252-9262 / Fax: (925) 252-9269
http://www.mccampbell.com / E-mail: main@mccampbell.com

Analytical Report

Client:	Farallon Consulting	**WorkOrder:**	1905D23
Date Received:	5/23/19 20:00	**Extraction Method:**	SW5035
Date Prepared:	5/23/19	**Analytical Method:**	SW8260B
Project:	2250-001; 1055 Commercial Ct.	**Unit:**	mg/Kg

Volatile Organics [Encore Sampling]

Client ID	Lab ID	Matrix	Date Collected	Instrument	Batch ID
F-1 (2')	1905D23-001A	Soil	05/23/2019 07:25	GC16 05261924.D	178489

Analytes	Result	RL	DF	Date Analyzed
1,1-Dichloropropene	ND	0.0052	1	05/27/2019 12:43
cis-1,3-Dichloropropene	ND	0.0052	1	05/27/2019 12:43
trans-1,3-Dichloropropene	ND	0.0052	1	05/27/2019 12:43
Diisopropyl ether (DIPE)	ND	0.0052	1	05/27/2019 12:43
Ethylbenzene	ND	0.0052	1	05/27/2019 12:43
Ethyl tert-butyl ether (ETBE)	ND	0.0052	1	05/27/2019 12:43
Freon 113	ND	0.0052	1	05/27/2019 12:43
Hexachlorobutadiene	ND	0.0052	1	05/27/2019 12:43
Hexachloroethane	ND	0.0052	1	05/27/2019 12:43
2-Hexanone	ND	0.0052	1	05/27/2019 12:43
Isopropylbenzene	ND	0.0052	1	05/27/2019 12:43
4-Isopropyl toluene	ND	0.0052	1	05/27/2019 12:43
Methyl-t-butyl ether (MTBE)	ND	0.0052	1	05/27/2019 12:43
Methylene chloride	ND	0.010	1	05/27/2019 12:43
4-Methyl-2-pentanone (MIBK)	ND	0.0052	1	05/27/2019 12:43
Naphthalene	ND	0.0052	1	05/27/2019 12:43
n-Propyl benzene	ND	0.0052	1	05/27/2019 12:43
Styrene	ND	0.0052	1	05/27/2019 12:43
1,1,1,2-Tetrachloroethane	ND	0.0052	1	05/27/2019 12:43
1,1,2,2-Tetrachloroethane	ND	0.00026	1	05/27/2019 12:43
Tetrachloroethene	ND	0.0010	1	05/27/2019 12:43
Toluene	ND	0.0052	1	05/27/2019 12:43
1,2,3-Trichlorobenzene	ND	0.0052	1	05/27/2019 12:43
1,2,4-Trichlorobenzene	ND	0.0052	1	05/27/2019 12:43
1,1,1-Trichloroethane	ND	0.0052	1	05/27/2019 12:43
1,1,2-Trichloroethane	ND	0.0052	1	05/27/2019 12:43
Trichloroethene	ND	0.0052	1	05/27/2019 12:43
Trichlorofluoromethane	ND	0.0052	1	05/27/2019 12:43
1,2,3-Trichloropropane	ND	0.00010	1	05/27/2019 12:43
1,2,4-Trimethylbenzene	ND	0.0052	1	05/27/2019 12:43
1,3,5-Trimethylbenzene	ND	0.0052	1	05/27/2019 12:43
Vinyl Chloride	ND	0.00026	1	05/27/2019 12:43
m,p-Xylene	ND	0.0052	1	05/27/2019 12:43
o-Xylene	ND	0.0052	1	05/27/2019 12:43
Xylenes, Total	ND	0.0052	1	05/27/2019 12:43
1,3-Dichloropropene, Total	ND	NA	1	05/27/2019 12:43

(Cont.)

McCampbell Analytical, Inc.
"When Quality Counts"

1534 Willow Pass Road, Pittsburg, CA 94565-1701
Toll Free Telephone: (877) 252-9262 / Fax: (925) 252-9269
http://www.mccampbell.com / E-mail: main@mccampbell.com

Analytical Report

Client:	Farallon Consulting	**WorkOrder:**	1905D23
Date Received:	5/23/19 20:00	**Extraction Method:**	SW5035
Date Prepared:	5/23/19	**Analytical Method:**	SW8260B
Project:	2250-001; 1055 Commercial Ct.	**Unit:**	mg/Kg

Volatile Organics [Encore Sampling]

Client ID	Lab ID	Matrix	Date Collected	Instrument	Batch ID
F-1 (2')	1905D23-001A	Soil	05/23/2019 07:25	GC16 05261924.D	178489

Analytes	Result	RL	DF	Date Analyzed

Surrogates	REC (%)	Qualifiers	Limits	Date Analyzed
Dibromofluoromethane	85		71-151	05/27/2019 12:43
Toluene-d8	103		90-150	05/27/2019 12:43
4-BFB	98		83-143	05/27/2019 12:43
Benzene-d6	108		71-118	05/27/2019 12:43
Ethylbenzene-d10	139	S	79-125	05/27/2019 12:43
1,2-DCB-d4	79		57-112	05/27/2019 12:43

Analyst(s): AK Analytical Comments: a9,c2

(Cont.)

McCampbell Analytical, Inc.
"When Quality Counts"

1534 Willow Pass Road, Pittsburg, CA 94565-1701
Toll Free Telephone: (877) 252-9262 / Fax: (925) 252-9269
http://www.mccampbell.com / E-mail: main@mccampbell.com

Analytical Report

Client:	Farallon Consulting	**WorkOrder:**	1905D23
Date Received:	5/23/19 20:00	**Extraction Method:**	SW5035
Date Prepared:	5/23/19	**Analytical Method:**	SW8260B
Project:	2250-001; 1055 Commercial Ct.	**Unit:**	mg/Kg

Volatile Organics [Encore Sampling]

Client ID	Lab ID	Matrix	Date Collected	Instrument	Batch ID
F-3 (2')	1905D23-003A	Soil	05/23/2019 08:30	GC16 05261925.D	178489

Analytes	Result	RL	DF	Date Analyzed
Acetone	ND	0.12	1	05/27/2019 13:23
tert-Amyl methyl ether (TAME)	ND	0.0062	1	05/27/2019 13:23
Benzene	ND	0.0062	1	05/27/2019 13:23
Bromobenzene	ND	0.0062	1	05/27/2019 13:23
Bromochloromethane	ND	0.0062	1	05/27/2019 13:23
Bromodichloromethane	ND	0.0012	1	05/27/2019 13:23
Bromoform	ND	0.0062	1	05/27/2019 13:23
Bromomethane	ND	0.0062	1	05/27/2019 13:23
2-Butanone (MEK)	ND	0.025	1	05/27/2019 13:23
t-Butyl alcohol (TBA)	ND	0.062	1	05/27/2019 13:23
n-Butyl benzene	ND	0.0062	1	05/27/2019 13:23
sec-Butyl benzene	ND	0.0062	1	05/27/2019 13:23
tert-Butyl benzene	ND	0.0062	1	05/27/2019 13:23
Carbon Disulfide	ND	0.0062	1	05/27/2019 13:23
Carbon Tetrachloride	ND	0.0062	1	05/27/2019 13:23
Chlorobenzene	ND	0.0062	1	05/27/2019 13:23
Chloroethane	ND	0.0062	1	05/27/2019 13:23
Chloroform	ND	0.0062	1	05/27/2019 13:23
Chloromethane	ND	0.0062	1	05/27/2019 13:23
2-Chlorotoluene	ND	0.0062	1	05/27/2019 13:23
4-Chlorotoluene	ND	0.0062	1	05/27/2019 13:23
Dibromochloromethane	ND	0.0062	1	05/27/2019 13:23
1,2-Dibromo-3-chloropropane	ND	0.00031	1	05/27/2019 13:23
1,2-Dibromoethane (EDB)	ND	0.00012	1	05/27/2019 13:23
Dibromomethane	ND	0.0062	1	05/27/2019 13:23
1,2-Dichlorobenzene	ND	0.0062	1	05/27/2019 13:23
1,3-Dichlorobenzene	ND	0.0062	1	05/27/2019 13:23
1,4-Dichlorobenzene	ND	0.0062	1	05/27/2019 13:23
Dichlorodifluoromethane	ND	0.0062	1	05/27/2019 13:23
1,1-Dichloroethane	ND	0.0062	1	05/27/2019 13:23
1,2-Dichloroethane (1,2-DCA)	ND	0.00031	1	05/27/2019 13:23
1,1-Dichloroethene	ND	0.00031	1	05/27/2019 13:23
cis-1,2-Dichloroethene	ND	0.0062	1	05/27/2019 13:23
trans-1,2-Dichloroethene	ND	0.0062	1	05/27/2019 13:23
1,2-Dichloropropane	ND	0.0062	1	05/27/2019 13:23
1,3-Dichloropropane	ND	0.0062	1	05/27/2019 13:23
2,2-Dichloropropane	ND	0.0062	1	05/27/2019 13:23

(Cont.)

McCampbell Analytical, Inc.
"When Quality Counts"

1534 Willow Pass Road, Pittsburg, CA 94565-1701
Toll Free Telephone: (877) 252-9262 / Fax: (925) 252-9269
http://www.mccampbell.com / E-mail: main@mccampbell.com

Analytical Report

Client:	Farallon Consulting	**WorkOrder:**	1905D23
Date Received:	5/23/19 20:00	**Extraction Method:**	SW5035
Date Prepared:	5/23/19	**Analytical Method:**	SW8260B
Project:	2250-001; 1055 Commercial Ct.	**Unit:**	mg/Kg

Volatile Organics [Encore Sampling]

Client ID	Lab ID	Matrix	Date Collected	Instrument	Batch ID
F-3 (2')	1905D23-003A	Soil	05/23/2019 08:30	GC16 05261925.D	178489

Analytes	Result	RL	DF	Date Analyzed
1,1-Dichloropropene	ND	0.0062	1	05/27/2019 13:23
cis-1,3-Dichloropropene	ND	0.0062	1	05/27/2019 13:23
trans-1,3-Dichloropropene	ND	0.0062	1	05/27/2019 13:23
Diisopropyl ether (DIPE)	ND	0.0062	1	05/27/2019 13:23
Ethylbenzene	ND	0.0062	1	05/27/2019 13:23
Ethyl tert-butyl ether (ETBE)	ND	0.0062	1	05/27/2019 13:23
Freon 113	ND	0.0062	1	05/27/2019 13:23
Hexachlorobutadiene	ND	0.0062	1	05/27/2019 13:23
Hexachloroethane	ND	0.0062	1	05/27/2019 13:23
2-Hexanone	ND	0.0062	1	05/27/2019 13:23
Isopropylbenzene	ND	0.0062	1	05/27/2019 13:23
4-Isopropyl toluene	ND	0.0062	1	05/27/2019 13:23
Methyl-t-butyl ether (MTBE)	ND	0.0062	1	05/27/2019 13:23
Methylene chloride	ND	0.012	1	05/27/2019 13:23
4-Methyl-2-pentanone (MIBK)	ND	0.0062	1	05/27/2019 13:23
Naphthalene	ND	0.0062	1	05/27/2019 13:23
n-Propyl benzene	ND	0.0062	1	05/27/2019 13:23
Styrene	ND	0.0062	1	05/27/2019 13:23
1,1,1,2-Tetrachloroethane	ND	0.0062	1	05/27/2019 13:23
1,1,2,2-Tetrachloroethane	ND	0.00031	1	05/27/2019 13:23
Tetrachloroethene	ND	0.0012	1	05/27/2019 13:23
Toluene	ND	0.0062	1	05/27/2019 13:23
1,2,3-Trichlorobenzene	ND	0.0062	1	05/27/2019 13:23
1,2,4-Trichlorobenzene	ND	0.0062	1	05/27/2019 13:23
1,1,1-Trichloroethane	ND	0.0062	1	05/27/2019 13:23
1,1,2-Trichloroethane	ND	0.0062	1	05/27/2019 13:23
Trichloroethene	ND	0.0062	1	05/27/2019 13:23
Trichlorofluoromethane	ND	0.0062	1	05/27/2019 13:23
1,2,3-Trichloropropane	ND	0.00012	1	05/27/2019 13:23
1,2,4-Trimethylbenzene	ND	0.0062	1	05/27/2019 13:23
1,3,5-Trimethylbenzene	ND	0.0062	1	05/27/2019 13:23
Vinyl Chloride	ND	0.00031	1	05/27/2019 13:23
m,p-Xylene	ND	0.0062	1	05/27/2019 13:23
o-Xylene	ND	0.0062	1	05/27/2019 13:23
Xylenes, Total	ND	0.0062	1	05/27/2019 13:23
1,3-Dichloropropene, Total	ND	NA	1	05/27/2019 13:23

(Cont.)

McCampbell Analytical, Inc.
"When Quality Counts"

1534 Willow Pass Road, Pittsburg, CA 94565-1701
Toll Free Telephone: (877) 252-9262 / Fax: (925) 252-9269
http://www.mccampbell.com / E-mail: main@mccampbell.com

Analytical Report

Client:	Farallon Consulting	**WorkOrder:**	1905D23
Date Received:	5/23/19 20:00	**Extraction Method:**	SW5035
Date Prepared:	5/23/19	**Analytical Method:**	SW8260B
Project:	2250-001; 1055 Commercial Ct.	**Unit:**	mg/Kg

Volatile Organics [Encore Sampling]

Client ID	Lab ID	Matrix	Date Collected	Instrument	Batch ID
F-3 (2')	1905D23-003A	Soil	05/23/2019 08:30	GC16 05261925.D	178489

Analytes	Result	RL	DF	Date Analyzed
Surrogates	**REC (%)**	**Limits**		
Dibromofluoromethane	88	71-151		05/27/2019 13:23
Toluene-d8	98	90-150		05/27/2019 13:23
4-BFB	98	83-143		05/27/2019 13:23
Benzene-d6	104	71-118		05/27/2019 13:23
Ethylbenzene-d10	116	79-125		05/27/2019 13:23
1,2-DCB-d4	72	57-112		05/27/2019 13:23

Analyst(s): AK Analytical Comments: a9

(Cont.)

McCampbell Analytical, Inc.
"When Quality Counts"

1534 Willow Pass Road, Pittsburg, CA 94565-1701
Toll Free Telephone: (877) 252-9262 / Fax: (925) 252-9269
http://www.mccampbell.com / E-mail: main@mccampbell.com

Analytical Report

Client:	Farallon Consulting	**WorkOrder:**	1905D23
Date Received:	5/23/19 20:00	**Extraction Method:**	SW5035
Date Prepared:	5/23/19	**Analytical Method:**	SW8260B
Project:	2250-001; 1055 Commercial Ct.	**Unit:**	mg/Kg

Volatile Organics [Encore Sampling]

Client ID	Lab ID	Matrix	Date Collected	Instrument	Batch ID
F-2 (2')	1905D23-006A	Soil	05/23/2019 10:15	GC16 05261926.D	178489

Analytes	Result	RL	DF	Date Analyzed
Acetone	ND	0.12	1	05/27/2019 14:02
tert-Amyl methyl ether (TAME)	ND	0.0062	1	05/27/2019 14:02
Benzene	ND	0.0062	1	05/27/2019 14:02
Bromobenzene	ND	0.0062	1	05/27/2019 14:02
Bromochloromethane	ND	0.0062	1	05/27/2019 14:02
Bromodichloromethane	ND	0.0012	1	05/27/2019 14:02
Bromoform	ND	0.0062	1	05/27/2019 14:02
Bromomethane	ND	0.0062	1	05/27/2019 14:02
2-Butanone (MEK)	ND	0.025	1	05/27/2019 14:02
t-Butyl alcohol (TBA)	ND	0.062	1	05/27/2019 14:02
n-Butyl benzene	ND	0.0062	1	05/27/2019 14:02
sec-Butyl benzene	ND	0.0062	1	05/27/2019 14:02
tert-Butyl benzene	ND	0.0062	1	05/27/2019 14:02
Carbon Disulfide	ND	0.0062	1	05/27/2019 14:02
Carbon Tetrachloride	ND	0.0062	1	05/27/2019 14:02
Chlorobenzene	ND	0.0062	1	05/27/2019 14:02
Chloroethane	ND	0.0062	1	05/27/2019 14:02
Chloroform	ND	0.0062	1	05/27/2019 14:02
Chloromethane	ND	0.0062	1	05/27/2019 14:02
2-Chlorotoluene	ND	0.0062	1	05/27/2019 14:02
4-Chlorotoluene	ND	0.0062	1	05/27/2019 14:02
Dibromochloromethane	ND	0.0062	1	05/27/2019 14:02
1,2-Dibromo-3-chloropropane	ND	0.00031	1	05/27/2019 14:02
1,2-Dibromoethane (EDB)	ND	0.00012	1	05/27/2019 14:02
Dibromomethane	ND	0.0062	1	05/27/2019 14:02
1,2-Dichlorobenzene	ND	0.0062	1	05/27/2019 14:02
1,3-Dichlorobenzene	ND	0.0062	1	05/27/2019 14:02
1,4-Dichlorobenzene	ND	0.0062	1	05/27/2019 14:02
Dichlorodifluoromethane	ND	0.0062	1	05/27/2019 14:02
1,1-Dichloroethane	ND	0.0062	1	05/27/2019 14:02
1,2-Dichloroethane (1,2-DCA)	ND	0.00031	1	05/27/2019 14:02
1,1-Dichloroethene	ND	0.00031	1	05/27/2019 14:02
cis-1,2-Dichloroethene	ND	0.0062	1	05/27/2019 14:02
trans-1,2-Dichloroethene	ND	0.0062	1	05/27/2019 14:02
1,2-Dichloropropane	ND	0.0062	1	05/27/2019 14:02
1,3-Dichloropropane	ND	0.0062	1	05/27/2019 14:02
2,2-Dichloropropane	ND	0.0062	1	05/27/2019 14:02

(Cont.)

McCampbell Analytical, Inc.
"When Quality Counts"

1534 Willow Pass Road, Pittsburg, CA 94565-1701
Toll Free Telephone: (877) 252-9262 / Fax: (925) 252-9269
http://www.mccampbell.com / E-mail: main@mccampbell.com

Analytical Report

Client:	Farallon Consulting	**WorkOrder:**	1905D23
Date Received:	5/23/19 20:00	**Extraction Method:**	SW5035
Date Prepared:	5/23/19	**Analytical Method:**	SW8260B
Project:	2250-001; 1055 Commercial Ct.	**Unit:**	mg/Kg

Volatile Organics [Encore Sampling]

Client ID	Lab ID	Matrix	Date Collected	Instrument	Batch ID
F-2 (2')	1905D23-006A	Soil	05/23/2019 10:15	GC16 05261926.D	178489

Analytes	Result	RL	DF	Date Analyzed
1,1-Dichloropropene	ND	0.0062	1	05/27/2019 14:02
cis-1,3-Dichloropropene	ND	0.0062	1	05/27/2019 14:02
trans-1,3-Dichloropropene	ND	0.0062	1	05/27/2019 14:02
Diisopropyl ether (DIPE)	ND	0.0062	1	05/27/2019 14:02
Ethylbenzene	ND	0.0062	1	05/27/2019 14:02
Ethyl tert-butyl ether (ETBE)	ND	0.0062	1	05/27/2019 14:02
Freon 113	ND	0.0062	1	05/27/2019 14:02
Hexachlorobutadiene	ND	0.0062	1	05/27/2019 14:02
Hexachloroethane	ND	0.0062	1	05/27/2019 14:02
2-Hexanone	ND	0.0062	1	05/27/2019 14:02
Isopropylbenzene	ND	0.0062	1	05/27/2019 14:02
4-Isopropyl toluene	ND	0.0062	1	05/27/2019 14:02
Methyl-t-butyl ether (MTBE)	ND	0.0062	1	05/27/2019 14:02
Methylene chloride	ND	0.012	1	05/27/2019 14:02
4-Methyl-2-pentanone (MIBK)	ND	0.0062	1	05/27/2019 14:02
Naphthalene	ND	0.0062	1	05/27/2019 14:02
n-Propyl benzene	ND	0.0062	1	05/27/2019 14:02
Styrene	ND	0.0062	1	05/27/2019 14:02
1,1,1,2-Tetrachloroethane	ND	0.0062	1	05/27/2019 14:02
1,1,2,2-Tetrachloroethane	ND	0.00031	1	05/27/2019 14:02
Tetrachloroethene	ND	0.0012	1	05/27/2019 14:02
Toluene	ND	0.0062	1	05/27/2019 14:02
1,2,3-Trichlorobenzene	ND	0.0062	1	05/27/2019 14:02
1,2,4-Trichlorobenzene	ND	0.0062	1	05/27/2019 14:02
1,1,1-Trichloroethane	ND	0.0062	1	05/27/2019 14:02
1,1,2-Trichloroethane	ND	0.0062	1	05/27/2019 14:02
Trichloroethene	ND	0.0062	1	05/27/2019 14:02
Trichlorofluoromethane	ND	0.0062	1	05/27/2019 14:02
1,2,3-Trichloropropane	ND	0.00012	1	05/27/2019 14:02
1,2,4-Trimethylbenzene	ND	0.0062	1	05/27/2019 14:02
1,3,5-Trimethylbenzene	ND	0.0062	1	05/27/2019 14:02
Vinyl Chloride	ND	0.00031	1	05/27/2019 14:02
m,p-Xylene	ND	0.0062	1	05/27/2019 14:02
o-Xylene	ND	0.0062	1	05/27/2019 14:02
Xylenes, Total	ND	0.0062	1	05/27/2019 14:02
1,3-Dichloropropene, Total	ND	NA	1	05/27/2019 14:02

(Cont.)

McCampbell Analytical, Inc.
"When Quality Counts"

1534 Willow Pass Road, Pittsburg, CA 94565-1701
Toll Free Telephone: (877) 252-9262 / Fax: (925) 252-9269
http://www.mccampbell.com / E-mail: main@mccampbell.com

Analytical Report

Client:	Farallon Consulting	**WorkOrder:**	1905D23
Date Received:	5/23/19 20:00	**Extraction Method:**	SW5035
Date Prepared:	5/23/19	**Analytical Method:**	SW8260B
Project:	2250-001; 1055 Commercial Ct.	**Unit:**	mg/Kg

Volatile Organics [Encore Sampling]

Client ID	Lab ID	Matrix	Date Collected	Instrument	Batch ID
F-2 (2')	1905D23-006A	Soil	05/23/2019 10:15	GC16 05261926.D	178489

Analytes	Result	RL	DF	Date Analyzed
Surrogates	**REC (%)**	**Limits**		
Dibromofluoromethane	87	71-151		05/27/2019 14:02
Toluene-d8	100	90-150		05/27/2019 14:02
4-BFB	100	83-143		05/27/2019 14:02
Benzene-d6	106	71-118		05/27/2019 14:02
Ethylbenzene-d10	121	79-125		05/27/2019 14:02
1,2-DCB-d4	75	57-112		05/27/2019 14:02

Analyst(s): AK Analytical Comments: a9

(Cont.)

McCampbell Analytical, Inc.
"When Quality Counts"

1534 Willow Pass Road, Pittsburg, CA 94565-1701
Toll Free Telephone: (877) 252-9262 / Fax: (925) 252-9269
http://www.mccampbell.com / E-mail: main@mccampbell.com

Analytical Report

Client:	Farallon Consulting	**WorkOrder:**	1905D23
Date Received:	5/23/19 20:00	**Extraction Method:**	SW5035
Date Prepared:	5/23/19	**Analytical Method:**	SW8260B
Project:	2250-001; 1055 Commercial Ct.	**Unit:**	mg/Kg

Volatile Organics [Encore Sampling]

Client ID	Lab ID	Matrix	Date Collected	Instrument	Batch ID
F-4 (2')	1905D23-008A	Soil	05/23/2019 12:10	GC38 05281912.D	178489

Analytes	Result	RL	DF	Date Analyzed
Acetone	ND	0.36	4	05/28/2019 13:46
tert-Amyl methyl ether (TAME)	ND	0.018	4	05/28/2019 13:46
Benzene	ND	0.018	4	05/28/2019 13:46
Bromobenzene	ND	0.018	4	05/28/2019 13:46
Bromochloromethane	ND	0.018	4	05/28/2019 13:46
Bromodichloromethane	ND	0.0036	4	05/28/2019 13:46
Bromoform	ND	0.018	4	05/28/2019 13:46
Bromomethane	ND	0.018	4	05/28/2019 13:46
2-Butanone (MEK)	ND	0.073	4	05/28/2019 13:46
t-Butyl alcohol (TBA)	ND	0.18	4	05/28/2019 13:46
n-Butyl benzene	ND	0.018	4	05/28/2019 13:46
sec-Butyl benzene	ND	0.018	4	05/28/2019 13:46
tert-Butyl benzene	ND	0.018	4	05/28/2019 13:46
Carbon Disulfide	ND	0.018	4	05/28/2019 13:46
Carbon Tetrachloride	ND	0.018	4	05/28/2019 13:46
Chlorobenzene	ND	0.018	4	05/28/2019 13:46
Chloroethane	ND	0.018	4	05/28/2019 13:46
Chloroform	ND	0.018	4	05/28/2019 13:46
Chloromethane	ND	0.018	4	05/28/2019 13:46
2-Chlorotoluene	ND	0.018	4	05/28/2019 13:46
4-Chlorotoluene	ND	0.018	4	05/28/2019 13:46
Dibromochloromethane	ND	0.018	4	05/28/2019 13:46
1,2-Dibromo-3-chloropropane	ND	0.00091	4	05/28/2019 13:46
1,2-Dibromoethane (EDB)	ND	0.00036	4	05/28/2019 13:46
Dibromomethane	ND	0.018	4	05/28/2019 13:46
1,2-Dichlorobenzene	ND	0.018	4	05/28/2019 13:46
1,3-Dichlorobenzene	ND	0.018	4	05/28/2019 13:46
1,4-Dichlorobenzene	ND	0.018	4	05/28/2019 13:46
Dichlorodifluoromethane	ND	0.018	4	05/28/2019 13:46
1,1-Dichloroethane	ND	0.018	4	05/28/2019 13:46
1,2-Dichloroethane (1,2-DCA)	ND	0.00091	4	05/28/2019 13:46
1,1-Dichloroethene	ND	0.00091	4	05/28/2019 13:46
cis-1,2-Dichloroethene	ND	0.018	4	05/28/2019 13:46
trans-1,2-Dichloroethene	ND	0.018	4	05/28/2019 13:46
1,2-Dichloropropane	ND	0.018	4	05/28/2019 13:46
1,3-Dichloropropane	ND	0.018	4	05/28/2019 13:46
2,2-Dichloropropane	ND	0.018	4	05/28/2019 13:46

(Cont.)

McCampbell Analytical, Inc.
"When Quality Counts"

1534 Willow Pass Road, Pittsburg, CA 94565-1701
Toll Free Telephone: (877) 252-9262 / Fax: (925) 252-9269
http://www.mccampbell.com / E-mail: main@mccampbell.com

Analytical Report

Client:	Farallon Consulting	**WorkOrder:**	1905D23
Date Received:	5/23/19 20:00	**Extraction Method:**	SW5035
Date Prepared:	5/23/19	**Analytical Method:**	SW8260B
Project:	2250-001; 1055 Commercial Ct.	**Unit:**	mg/Kg

Volatile Organics [Encore Sampling]

Client ID	Lab ID	Matrix	Date Collected	Instrument	Batch ID
F-4 (2')	1905D23-008A	Soil	05/23/2019 12:10	GC38 05281912.D	178489

Analytes	Result	RL	DF	Date Analyzed
1,1-Dichloropropene	ND	0.018	4	05/28/2019 13:46
cis-1,3-Dichloropropene	ND	0.018	4	05/28/2019 13:46
trans-1,3-Dichloropropene	ND	0.018	4	05/28/2019 13:46
Diisopropyl ether (DIPE)	ND	0.018	4	05/28/2019 13:46
Ethylbenzene	**0.022**	0.018	4	05/28/2019 13:46
Ethyl tert-butyl ether (ETBE)	ND	0.018	4	05/28/2019 13:46
Freon 113	ND	0.018	4	05/28/2019 13:46
Hexachlorobutadiene	ND	0.018	4	05/28/2019 13:46
Hexachloroethane	ND	0.018	4	05/28/2019 13:46
2-Hexanone	ND	0.018	4	05/28/2019 13:46
Isopropylbenzene	**0.028**	0.018	4	05/28/2019 13:46
4-Isopropyl toluene	**0.022**	0.018	4	05/28/2019 13:46
Methyl-t-butyl ether (MTBE)	ND	0.018	4	05/28/2019 13:46
Methylene chloride	ND	0.036	4	05/28/2019 13:46
4-Methyl-2-pentanone (MIBK)	ND	0.018	4	05/28/2019 13:46
Naphthalene	ND	0.018	4	05/28/2019 13:46
n-Propyl benzene	**0.024**	0.018	4	05/28/2019 13:46
Styrene	ND	0.018	4	05/28/2019 13:46
1,1,1,2-Tetrachloroethane	ND	0.018	4	05/28/2019 13:46
1,1,2,2-Tetrachloroethane	ND	0.00091	4	05/28/2019 13:46
Tetrachloroethene	ND	0.0036	4	05/28/2019 13:46
Toluene	ND	0.018	4	05/28/2019 13:46
1,2,3-Trichlorobenzene	ND	0.018	4	05/28/2019 13:46
1,2,4-Trichlorobenzene	ND	0.018	4	05/28/2019 13:46
1,1,1-Trichloroethane	ND	0.018	4	05/28/2019 13:46
1,1,2-Trichloroethane	ND	0.018	4	05/28/2019 13:46
Trichloroethene	ND	0.018	4	05/28/2019 13:46
Trichlorofluoromethane	ND	0.018	4	05/28/2019 13:46
1,2,3-Trichloropropane	ND	0.00018	4	05/28/2019 13:46
1,2,4-Trimethylbenzene	**0.12**	0.018	4	05/28/2019 13:46
1,3,5-Trimethylbenzene	ND	0.018	4	05/28/2019 13:46
Vinyl Chloride	ND	0.00091	4	05/28/2019 13:46
m,p-Xylene	**0.17**	0.018	4	05/28/2019 13:46
o-Xylene	ND	0.018	4	05/28/2019 13:46
Xylenes, Total	**0.17**	0.018	4	05/28/2019 13:46
1,3-Dichloropropene, Total	ND	NA	4	05/28/2019 13:46

(Cont.)

McCampbell Analytical, Inc.
"When Quality Counts"

1534 Willow Pass Road, Pittsburg, CA 94565-1701
Toll Free Telephone: (877) 252-9262 / Fax: (925) 252-9269
http://www.mccampbell.com / E-mail: main@mccampbell.com

Analytical Report

Client:	Farallon Consulting	**WorkOrder:**	1905D23
Date Received:	5/23/19 20:00	**Extraction Method:**	SW5035
Date Prepared:	5/23/19	**Analytical Method:**	SW8260B
Project:	2250-001; 1055 Commercial Ct.	**Unit:**	mg/Kg

Volatile Organics [Encore Sampling]

Client ID	Lab ID	Matrix	Date Collected	Instrument	Batch ID
F-4 (2')	1905D23-008A	Soil	05/23/2019 12:10	GC38 05281912.D	178489

Analytes	Result	RL	DF	Date Analyzed
Surrogates	**REC (%)**	**Limits**		
Dibromofluoromethane	87	71-151		05/28/2019 13:46
Toluene-d8	96	90-150		05/28/2019 13:46
4-BFB	98	83-143		05/28/2019 13:46
Benzene-d6	91	71-118		05/28/2019 13:46
Ethylbenzene-d10	89	79-125		05/28/2019 13:46
1,2-DCB-d4	74	57-112		05/28/2019 13:46

Analyst(s): AK Analytical Comments: a9

(Cont.)

McCampbell Analytical, Inc.
"When Quality Counts"

1534 Willow Pass Road, Pittsburg, CA 94565-1701
Toll Free Telephone: (877) 252-9262 / Fax: (925) 252-9269
http://www.mccampbell.com / E-mail: main@mccampbell.com

Analytical Report

Client:	Farallon Consulting	**WorkOrder:**	1905D23
Date Received:	5/23/19 20:00	**Extraction Method:**	SW5035
Date Prepared:	5/23/19	**Analytical Method:**	SW8260B
Project:	2250-001; 1055 Commercial Ct.	**Unit:**	mg/Kg

Volatile Organics [Encore Sampling]

Client ID	Lab ID	Matrix	Date Collected	Instrument	Batch ID
F-5 (2')	1905D23-011A	Soil	05/23/2019 13:15	GC16 05261928.D	178489

Analytes	Result	RL	DF	Date Analyzed
Acetone	**5.9**	0.11	1	05/27/2019 15:21
tert-Amyl methyl ether (TAME)	ND	0.0054	1	05/27/2019 15:21
Benzene	ND	0.0054	1	05/27/2019 15:21
Bromobenzene	ND	0.0054	1	05/27/2019 15:21
Bromochloromethane	ND	0.0054	1	05/27/2019 15:21
Bromodichloromethane	ND	0.0011	1	05/27/2019 15:21
Bromoform	ND	0.0054	1	05/27/2019 15:21
Bromomethane	ND	0.0054	1	05/27/2019 15:21
2-Butanone (MEK)	**0.028**	0.021	1	05/27/2019 15:21
t-Butyl alcohol (TBA)	ND	0.054	1	05/27/2019 15:21
n-Butyl benzene	ND	0.0054	1	05/27/2019 15:21
sec-Butyl benzene	ND	0.0054	1	05/27/2019 15:21
tert-Butyl benzene	ND	0.0054	1	05/27/2019 15:21
Carbon Disulfide	ND	0.0054	1	05/27/2019 15:21
Carbon Tetrachloride	ND	0.0054	1	05/27/2019 15:21
Chlorobenzene	ND	0.0054	1	05/27/2019 15:21
Chloroethane	ND	0.0054	1	05/27/2019 15:21
Chloroform	ND	0.0054	1	05/27/2019 15:21
Chloromethane	ND	0.0054	1	05/27/2019 15:21
2-Chlorotoluene	ND	0.0054	1	05/27/2019 15:21
4-Chlorotoluene	ND	0.0054	1	05/27/2019 15:21
Dibromochloromethane	ND	0.0054	1	05/27/2019 15:21
1,2-Dibromo-3-chloropropane	ND	0.00027	1	05/27/2019 15:21
1,2-Dibromoethane (EDB)	ND	0.00011	1	05/27/2019 15:21
Dibromomethane	ND	0.0054	1	05/27/2019 15:21
1,2-Dichlorobenzene	ND	0.0054	1	05/27/2019 15:21
1,3-Dichlorobenzene	ND	0.0054	1	05/27/2019 15:21
1,4-Dichlorobenzene	ND	0.0054	1	05/27/2019 15:21
Dichlorodifluoromethane	ND	0.0054	1	05/27/2019 15:21
1,1-Dichloroethane	ND	0.0054	1	05/27/2019 15:21
1,2-Dichloroethane (1,2-DCA)	ND	0.00027	1	05/27/2019 15:21
1,1-Dichloroethene	ND	0.00027	1	05/27/2019 15:21
cis-1,2-Dichloroethene	ND	0.0054	1	05/27/2019 15:21
trans-1,2-Dichloroethene	ND	0.0054	1	05/27/2019 15:21
1,2-Dichloropropane	ND	0.0054	1	05/27/2019 15:21
1,3-Dichloropropane	ND	0.0054	1	05/27/2019 15:21
2,2-Dichloropropane	ND	0.0054	1	05/27/2019 15:21

(Cont.)

McCampbell Analytical, Inc.
"When Quality Counts"

1534 Willow Pass Road, Pittsburg, CA 94565-1701
Toll Free Telephone: (877) 252-9262 / Fax: (925) 252-9269
http://www.mccampbell.com / E-mail: main@mccampbell.com

Analytical Report

Client:	Farallon Consulting	**WorkOrder:**	1905D23
Date Received:	5/23/19 20:00	**Extraction Method:**	SW5035
Date Prepared:	5/23/19	**Analytical Method:**	SW8260B
Project:	2250-001; 1055 Commercial Ct.	**Unit:**	mg/Kg

Volatile Organics [Encore Sampling]

Client ID	Lab ID	Matrix	Date Collected	Instrument	Batch ID
F-5 (2')	1905D23-011A	Soil	05/23/2019 13:15	GC16 05261928.D	178489

Analytes	Result	RL	DF	Date Analyzed
1,1-Dichloropropene	ND	0.0054	1	05/27/2019 15:21
cis-1,3-Dichloropropene	ND	0.0054	1	05/27/2019 15:21
trans-1,3-Dichloropropene	ND	0.0054	1	05/27/2019 15:21
Diisopropyl ether (DIPE)	ND	0.0054	1	05/27/2019 15:21
Ethylbenzene	ND	0.0054	1	05/27/2019 15:21
Ethyl tert-butyl ether (ETBE)	ND	0.0054	1	05/27/2019 15:21
Freon 113	ND	0.0054	1	05/27/2019 15:21
Hexachlorobutadiene	ND	0.0054	1	05/27/2019 15:21
Hexachloroethane	ND	0.0054	1	05/27/2019 15:21
2-Hexanone	ND	0.0054	1	05/27/2019 15:21
Isopropylbenzene	ND	0.0054	1	05/27/2019 15:21
4-Isopropyl toluene	ND	0.0054	1	05/27/2019 15:21
Methyl-t-butyl ether (MTBE)	ND	0.0054	1	05/27/2019 15:21
Methylene chloride	ND	0.011	1	05/27/2019 15:21
4-Methyl-2-pentanone (MIBK)	ND	0.0054	1	05/27/2019 15:21
Naphthalene	ND	0.0054	1	05/27/2019 15:21
n-Propyl benzene	ND	0.0054	1	05/27/2019 15:21
Styrene	ND	0.0054	1	05/27/2019 15:21
1,1,1,2-Tetrachloroethane	ND	0.0054	1	05/27/2019 15:21
1,1,2,2-Tetrachloroethane	ND	0.00027	1	05/27/2019 15:21
Tetrachloroethene	ND	0.0011	1	05/27/2019 15:21
Toluene	ND	0.0054	1	05/27/2019 15:21
1,2,3-Trichlorobenzene	ND	0.0054	1	05/27/2019 15:21
1,2,4-Trichlorobenzene	ND	0.0054	1	05/27/2019 15:21
1,1,1-Trichloroethane	ND	0.0054	1	05/27/2019 15:21
1,1,2-Trichloroethane	ND	0.0054	1	05/27/2019 15:21
Trichloroethene	ND	0.0054	1	05/27/2019 15:21
Trichlorofluoromethane	ND	0.0054	1	05/27/2019 15:21
1,2,3-Trichloropropane	ND	0.00011	1	05/27/2019 15:21
1,2,4-Trimethylbenzene	**0.0069**	0.0054	1	05/27/2019 15:21
1,3,5-Trimethylbenzene	ND	0.0054	1	05/27/2019 15:21
Vinyl Chloride	ND	0.00027	1	05/27/2019 15:21
m,p-Xylene	ND	0.0054	1	05/27/2019 15:21
o-Xylene	ND	0.0054	1	05/27/2019 15:21
Xylenes, Total	ND	0.0054	1	05/27/2019 15:21
1,3-Dichloropropene, Total	ND	NA	1	05/27/2019 15:21

(Cont.)

McCampbell Analytical, Inc.
"When Quality Counts"

1534 Willow Pass Road, Pittsburg, CA 94565-1701
Toll Free Telephone: (877) 252-9262 / Fax: (925) 252-9269
http://www.mccampbell.com / E-mail: main@mccampbell.com

Analytical Report

Client:	Farallon Consulting	**WorkOrder:**	1905D23
Date Received:	5/23/19 20:00	**Extraction Method:**	SW5035
Date Prepared:	5/23/19	**Analytical Method:**	SW8260B
Project:	2250-001; 1055 Commercial Ct.	**Unit:**	mg/Kg

Volatile Organics [Encore Sampling]

Client ID	Lab ID	Matrix	Date Collected	Instrument	Batch ID
F-5 (2')	1905D23-011A	Soil	05/23/2019 13:15	GC16 05261928.D	178489

Analytes	Result		RL	DF	Date Analyzed
Surrogates	**REC (%)**	**Qualifiers**	**Limits**		
Dibromofluoromethane	89		71-151		05/27/2019 15:21
Toluene-d8	101		90-150		05/27/2019 15:21
4-BFB	98		83-143		05/27/2019 15:21
Benzene-d6	113		71-118		05/27/2019 15:21
Ethylbenzene-d10	132	S	79-125		05/27/2019 15:21
1,2-DCB-d4	78		57-112		05/27/2019 15:21

Analyst(s): AK Analytical Comments: a9,c2

(Cont.)

McCampbell Analytical, Inc.
"When Quality Counts"

1534 Willow Pass Road, Pittsburg, CA 94565-1701
Toll Free Telephone: (877) 252-9262 / Fax: (925) 252-9269
http://www.mccampbell.com / E-mail: main@mccampbell.com

Analytical Report

Client:	Farallon Consulting	**WorkOrder:**	1905D23
Date Received:	5/23/19 20:00	**Extraction Method:**	SW5035
Date Prepared:	5/23/19	**Analytical Method:**	SW8260B
Project:	2250-001; 1055 Commercial Ct.	**Unit:**	mg/Kg

Volatile Organics [Encore Sampling]

Client ID	Lab ID	Matrix	Date Collected	Instrument	Batch ID
F-7 (2')	1905D23-013A	Soil	05/23/2019 14:35	GC16 05261929.D	178489

Analytes	Result	RL	DF	Date Analyzed
Acetone	ND	0.11	1	05/27/2019 16:01
tert-Amyl methyl ether (TAME)	ND	0.0053	1	05/27/2019 16:01
Benzene	ND	0.0053	1	05/27/2019 16:01
Bromobenzene	ND	0.0053	1	05/27/2019 16:01
Bromochloromethane	ND	0.0053	1	05/27/2019 16:01
Bromodichloromethane	ND	0.0011	1	05/27/2019 16:01
Bromoform	ND	0.0053	1	05/27/2019 16:01
Bromomethane	ND	0.0053	1	05/27/2019 16:01
2-Butanone (MEK)	ND	0.021	1	05/27/2019 16:01
t-Butyl alcohol (TBA)	ND	0.053	1	05/27/2019 16:01
n-Butyl benzene	ND	0.0053	1	05/27/2019 16:01
sec-Butyl benzene	ND	0.0053	1	05/27/2019 16:01
tert-Butyl benzene	ND	0.0053	1	05/27/2019 16:01
Carbon Disulfide	ND	0.0053	1	05/27/2019 16:01
Carbon Tetrachloride	ND	0.0053	1	05/27/2019 16:01
Chlorobenzene	ND	0.0053	1	05/27/2019 16:01
Chloroethane	ND	0.0053	1	05/27/2019 16:01
Chloroform	ND	0.0053	1	05/27/2019 16:01
Chloromethane	ND	0.0053	1	05/27/2019 16:01
2-Chlorotoluene	ND	0.0053	1	05/27/2019 16:01
4-Chlorotoluene	ND	0.0053	1	05/27/2019 16:01
Dibromochloromethane	ND	0.0053	1	05/27/2019 16:01
1,2-Dibromo-3-chloropropane	ND	0.00027	1	05/27/2019 16:01
1,2-Dibromoethane (EDB)	ND	0.00011	1	05/27/2019 16:01
Dibromomethane	ND	0.0053	1	05/27/2019 16:01
1,2-Dichlorobenzene	ND	0.0053	1	05/27/2019 16:01
1,3-Dichlorobenzene	ND	0.0053	1	05/27/2019 16:01
1,4-Dichlorobenzene	ND	0.0053	1	05/27/2019 16:01
Dichlorodifluoromethane	ND	0.0053	1	05/27/2019 16:01
1,1-Dichloroethane	ND	0.0053	1	05/27/2019 16:01
1,2-Dichloroethane (1,2-DCA)	ND	0.00027	1	05/27/2019 16:01
1,1-Dichloroethene	ND	0.00027	1	05/27/2019 16:01
cis-1,2-Dichloroethene	ND	0.0053	1	05/27/2019 16:01
trans-1,2-Dichloroethene	ND	0.0053	1	05/27/2019 16:01
1,2-Dichloropropane	ND	0.0053	1	05/27/2019 16:01
1,3-Dichloropropane	ND	0.0053	1	05/27/2019 16:01
2,2-Dichloropropane	ND	0.0053	1	05/27/2019 16:01

(Cont.)

McCampbell Analytical, Inc.
"When Quality Counts"

1534 Willow Pass Road, Pittsburg, CA 94565-1701
Toll Free Telephone: (877) 252-9262 / Fax: (925) 252-9269
http://www.mccampbell.com / E-mail: main@mccampbell.com

Analytical Report

Client:	Farallon Consulting	**WorkOrder:**	1905D23
Date Received:	5/23/19 20:00	**Extraction Method:**	SW5035
Date Prepared:	5/23/19	**Analytical Method:**	SW8260B
Project:	2250-001; 1055 Commercial Ct.	**Unit:**	mg/Kg

Volatile Organics [Encore Sampling]

Client ID	Lab ID	Matrix	Date Collected	Instrument	Batch ID
F-7 (2')	1905D23-013A	Soil	05/23/2019 14:35	GC16 05261929.D	178489

Analytes	Result	RL	DF	Date Analyzed
1,1-Dichloropropene	ND	0.0053	1	05/27/2019 16:01
cis-1,3-Dichloropropene	ND	0.0053	1	05/27/2019 16:01
trans-1,3-Dichloropropene	ND	0.0053	1	05/27/2019 16:01
Diisopropyl ether (DIPE)	ND	0.0053	1	05/27/2019 16:01
Ethylbenzene	ND	0.0053	1	05/27/2019 16:01
Ethyl tert-butyl ether (ETBE)	ND	0.0053	1	05/27/2019 16:01
Freon 113	ND	0.0053	1	05/27/2019 16:01
Hexachlorobutadiene	ND	0.0053	1	05/27/2019 16:01
Hexachloroethane	ND	0.0053	1	05/27/2019 16:01
2-Hexanone	ND	0.0053	1	05/27/2019 16:01
Isopropylbenzene	ND	0.0053	1	05/27/2019 16:01
4-Isopropyl toluene	ND	0.0053	1	05/27/2019 16:01
Methyl-t-butyl ether (MTBE)	ND	0.0053	1	05/27/2019 16:01
Methylene chloride	ND	0.011	1	05/27/2019 16:01
4-Methyl-2-pentanone (MIBK)	ND	0.0053	1	05/27/2019 16:01
Naphthalene	ND	0.0053	1	05/27/2019 16:01
n-Propyl benzene	ND	0.0053	1	05/27/2019 16:01
Styrene	ND	0.0053	1	05/27/2019 16:01
1,1,1,2-Tetrachloroethane	ND	0.0053	1	05/27/2019 16:01
1,1,2,2-Tetrachloroethane	ND	0.00027	1	05/27/2019 16:01
Tetrachloroethene	ND	0.0011	1	05/27/2019 16:01
Toluene	ND	0.0053	1	05/27/2019 16:01
1,2,3-Trichlorobenzene	ND	0.0053	1	05/27/2019 16:01
1,2,4-Trichlorobenzene	ND	0.0053	1	05/27/2019 16:01
1,1,1-Trichloroethane	ND	0.0053	1	05/27/2019 16:01
1,1,2-Trichloroethane	ND	0.0053	1	05/27/2019 16:01
Trichloroethene	ND	0.0053	1	05/27/2019 16:01
Trichlorofluoromethane	ND	0.0053	1	05/27/2019 16:01
1,2,3-Trichloropropane	ND	0.00011	1	05/27/2019 16:01
1,2,4-Trimethylbenzene	ND	0.0053	1	05/27/2019 16:01
1,3,5-Trimethylbenzene	ND	0.0053	1	05/27/2019 16:01
Vinyl Chloride	ND	0.00027	1	05/27/2019 16:01
m,p-Xylene	ND	0.0053	1	05/27/2019 16:01
o-Xylene	ND	0.0053	1	05/27/2019 16:01
Xylenes, Total	ND	0.0053	1	05/27/2019 16:01
1,3-Dichloropropene, Total	ND	NA	1	05/27/2019 16:01

(Cont.)

McCampbell Analytical, Inc.
"When Quality Counts"

1534 Willow Pass Road, Pittsburg, CA 94565-1701
Toll Free Telephone: (877) 252-9262 / Fax: (925) 252-9269
http://www.mccampbell.com / E-mail: main@mccampbell.com

Analytical Report

Client:	Farallon Consulting	**WorkOrder:**	1905D23
Date Received:	5/23/19 20:00	**Extraction Method:**	SW5035
Date Prepared:	5/23/19	**Analytical Method:**	SW8260B
Project:	2250-001; 1055 Commercial Ct.	**Unit:**	mg/Kg

Volatile Organics [Encore Sampling]

Client ID	Lab ID	Matrix	Date Collected	Instrument	Batch ID
F-7 (2')	**1905D23-013A**	**Soil**	**05/23/2019 14:35**	**GC16 05261929.D**	**178489**

Analytes	Result	RL	DF	Date Analyzed

Surrogates	REC (%)	Qualifiers	Limits	
Dibromofluoromethane	88		71-151	05/27/2019 16:01
Toluene-d8	96		90-150	05/27/2019 16:01
4-BFB	100		83-143	05/27/2019 16:01
Benzene-d6	107		71-118	05/27/2019 16:01
Ethylbenzene-d10	126	S	79-125	05/27/2019 16:01
1,2-DCB-d4	74		57-112	05/27/2019 16:01

Analyst(s): AK Analytical Comments: a9,c2

(Cont.)

McCampbell Analytical, Inc.
"When Quality Counts"

1534 Willow Pass Road, Pittsburg, CA 94565-1701
Toll Free Telephone: (877) 252-9262 / Fax: (925) 252-9269
http://www.mccampbell.com / E-mail: main@mccampbell.com

Analytical Report

Client:	Farallon Consulting	**WorkOrder:**	1905D23
Date Received:	5/23/19 20:00	**Extraction Method:**	SW5035
Date Prepared:	5/23/19	**Analytical Method:**	SW8260B
Project:	2250-001; 1055 Commercial Ct.	**Unit:**	mg/Kg

Volatile Organics [Encore Sampling]

Client ID	Lab ID	Matrix	Date Collected	Instrument	Batch ID
F-8 (2')	1905D23-015A	Soil	05/23/2019 16:00	GC16 05261930.D	178489

Analytes	Result	RL	DF	Date Analyzed
Acetone	ND	0.11	1	05/27/2019 16:41
tert-Amyl methyl ether (TAME)	ND	0.0053	1	05/27/2019 16:41
Benzene	ND	0.0053	1	05/27/2019 16:41
Bromobenzene	ND	0.0053	1	05/27/2019 16:41
Bromochloromethane	ND	0.0053	1	05/27/2019 16:41
Bromodichloromethane	ND	0.0011	1	05/27/2019 16:41
Bromoform	ND	0.0053	1	05/27/2019 16:41
Bromomethane	ND	0.0053	1	05/27/2019 16:41
2-Butanone (MEK)	ND	0.021	1	05/27/2019 16:41
t-Butyl alcohol (TBA)	ND	0.053	1	05/27/2019 16:41
n-Butyl benzene	ND	0.0053	1	05/27/2019 16:41
sec-Butyl benzene	ND	0.0053	1	05/27/2019 16:41
tert-Butyl benzene	ND	0.0053	1	05/27/2019 16:41
Carbon Disulfide	ND	0.0053	1	05/27/2019 16:41
Carbon Tetrachloride	ND	0.0053	1	05/27/2019 16:41
Chlorobenzene	ND	0.0053	1	05/27/2019 16:41
Chloroethane	ND	0.0053	1	05/27/2019 16:41
Chloroform	ND	0.0053	1	05/27/2019 16:41
Chloromethane	ND	0.0053	1	05/27/2019 16:41
2-Chlorotoluene	ND	0.0053	1	05/27/2019 16:41
4-Chlorotoluene	ND	0.0053	1	05/27/2019 16:41
Dibromochloromethane	ND	0.0053	1	05/27/2019 16:41
1,2-Dibromo-3-chloropropane	ND	0.00027	1	05/27/2019 16:41
1,2-Dibromoethane (EDB)	ND	0.00011	1	05/27/2019 16:41
Dibromomethane	ND	0.0053	1	05/27/2019 16:41
1,2-Dichlorobenzene	ND	0.0053	1	05/27/2019 16:41
1,3-Dichlorobenzene	ND	0.0053	1	05/27/2019 16:41
1,4-Dichlorobenzene	ND	0.0053	1	05/27/2019 16:41
Dichlorodifluoromethane	ND	0.0053	1	05/27/2019 16:41
1,1-Dichloroethane	ND	0.0053	1	05/27/2019 16:41
1,2-Dichloroethane (1,2-DCA)	ND	0.00027	1	05/27/2019 16:41
1,1-Dichloroethene	ND	0.00027	1	05/27/2019 16:41
cis-1,2-Dichloroethene	ND	0.0053	1	05/27/2019 16:41
trans-1,2-Dichloroethene	ND	0.0053	1	05/27/2019 16:41
1,2-Dichloropropane	ND	0.0053	1	05/27/2019 16:41
1,3-Dichloropropane	ND	0.0053	1	05/27/2019 16:41
2,2-Dichloropropane	ND	0.0053	1	05/27/2019 16:41

(Cont.)

McCampbell Analytical, Inc.
"When Quality Counts"

1534 Willow Pass Road, Pittsburg, CA 94565-1701
Toll Free Telephone: (877) 252-9262 / Fax: (925) 252-9269
http://www.mccampbell.com / E-mail: main@mccampbell.com

Analytical Report

Client:	Farallon Consulting	**WorkOrder:**	1905D23
Date Received:	5/23/19 20:00	**Extraction Method:**	SW5035
Date Prepared:	5/23/19	**Analytical Method:**	SW8260B
Project:	2250-001; 1055 Commercial Ct.	**Unit:**	mg/Kg

Volatile Organics [Encore Sampling]

Client ID	Lab ID	Matrix	Date Collected	Instrument	Batch ID
F-8 (2')	1905D23-015A	Soil	05/23/2019 16:00	GC16 05261930.D	178489

Analytes	Result	RL	DF	Date Analyzed
1,1-Dichloropropene	ND	0.0053	1	05/27/2019 16:41
cis-1,3-Dichloropropene	ND	0.0053	1	05/27/2019 16:41
trans-1,3-Dichloropropene	ND	0.0053	1	05/27/2019 16:41
Diisopropyl ether (DIPE)	ND	0.0053	1	05/27/2019 16:41
Ethylbenzene	ND	0.0053	1	05/27/2019 16:41
Ethyl tert-butyl ether (ETBE)	ND	0.0053	1	05/27/2019 16:41
Freon 113	ND	0.0053	1	05/27/2019 16:41
Hexachlorobutadiene	ND	0.0053	1	05/27/2019 16:41
Hexachloroethane	ND	0.0053	1	05/27/2019 16:41
2-Hexanone	ND	0.0053	1	05/27/2019 16:41
Isopropylbenzene	ND	0.0053	1	05/27/2019 16:41
4-Isopropyl toluene	ND	0.0053	1	05/27/2019 16:41
Methyl-t-butyl ether (MTBE)	ND	0.0053	1	05/27/2019 16:41
Methylene chloride	ND	0.011	1	05/27/2019 16:41
4-Methyl-2-pentanone (MIBK)	ND	0.0053	1	05/27/2019 16:41
Naphthalene	ND	0.0053	1	05/27/2019 16:41
n-Propyl benzene	ND	0.0053	1	05/27/2019 16:41
Styrene	ND	0.0053	1	05/27/2019 16:41
1,1,1,2-Tetrachloroethane	ND	0.0053	1	05/27/2019 16:41
1,1,2,2-Tetrachloroethane	ND	0.00027	1	05/27/2019 16:41
Tetrachloroethene	ND	0.0011	1	05/27/2019 16:41
Toluene	ND	0.0053	1	05/27/2019 16:41
1,2,3-Trichlorobenzene	ND	0.0053	1	05/27/2019 16:41
1,2,4-Trichlorobenzene	ND	0.0053	1	05/27/2019 16:41
1,1,1-Trichloroethane	ND	0.0053	1	05/27/2019 16:41
1,1,2-Trichloroethane	ND	0.0053	1	05/27/2019 16:41
Trichloroethene	ND	0.0053	1	05/27/2019 16:41
Trichlorofluoromethane	ND	0.0053	1	05/27/2019 16:41
1,2,3-Trichloropropane	ND	0.00011	1	05/27/2019 16:41
1,2,4-Trimethylbenzene	ND	0.0053	1	05/27/2019 16:41
1,3,5-Trimethylbenzene	ND	0.0053	1	05/27/2019 16:41
Vinyl Chloride	ND	0.00027	1	05/27/2019 16:41
m,p-Xylene	ND	0.0053	1	05/27/2019 16:41
o-Xylene	ND	0.0053	1	05/27/2019 16:41
Xylenes, Total	ND	0.0053	1	05/27/2019 16:41
1,3-Dichloropropene, Total	ND	NA	1	05/27/2019 16:41

(Cont.)

McCampbell Analytical, Inc.
"When Quality Counts"

1534 Willow Pass Road, Pittsburg, CA 94565-1701
Toll Free Telephone: (877) 252-9262 / Fax: (925) 252-9269
http://www.mccampbell.com / E-mail: main@mccampbell.com

Analytical Report

Client:	Farallon Consulting	**WorkOrder:**	1905D23
Date Received:	5/23/19 20:00	**Extraction Method:**	SW5035
Date Prepared:	5/23/19	**Analytical Method:**	SW8260B
Project:	2250-001; 1055 Commercial Ct.	**Unit:**	mg/Kg

Volatile Organics [Encore Sampling]

Client ID	Lab ID	Matrix	Date Collected	Instrument	Batch ID
F-8 (2')	1905D23-015A	Soil	05/23/2019 16:00	GC16 05261930.D	178489

Analytes	Result	RL	DF	Date Analyzed
Surrogates	**REC (%)**	**Limits**		
Dibromofluoromethane	84	71-151		05/27/2019 16:41
Toluene-d8	104	90-150		05/27/2019 16:41
4-BFB	100	83-143		05/27/2019 16:41
Benzene-d6	98	71-118		05/27/2019 16:41
Ethylbenzene-d10	116	79-125		05/27/2019 16:41
1,2-DCB-d4	70	57-112		05/27/2019 16:41

Analyst(s): AK Analytical Comments: a9

McCampbell Analytical, Inc.
"When Quality Counts"

1534 Willow Pass Road, Pittsburg, CA 94565-1701
Toll Free Telephone: (877) 252-9262 / Fax: (925) 252-9269
http://www.mccampbell.com / E-mail: main@mccampbell.com

Analytical Report

Client:	Farallon Consulting	**WorkOrder:**	1905D23
Date Received:	5/23/19 20:00	**Extraction Method:**	SW5030B
Date Prepared:	5/25/19	**Analytical Method:**	SW8260B
Project:	2250-001; 1055 Commercial Ct.	**Unit:**	µg/L

Volatile Organics

Client ID	Lab ID	Matrix	Date Collected	Instrument	Batch ID
F-3	1905D23-005B	Water	05/23/2019 09:25	GC16 05241930.D	178524

Analytes	Result	RL	DF	Date Analyzed
Acetone	ND	10	1	05/25/2019 02:09
tert-Amyl methyl ether (TAME)	ND	0.50	1	05/25/2019 02:09
Benzene	**1.4**	0.20	1	05/25/2019 02:09
Bromobenzene	ND	0.50	1	05/25/2019 02:09
Bromochloromethane	ND	0.50	1	05/25/2019 02:09
Bromodichloromethane	ND	0.050	1	05/25/2019 02:09
Bromoform	ND	0.50	1	05/25/2019 02:09
Bromomethane	ND	0.50	1	05/25/2019 02:09
2-Butanone (MEK)	ND	5.0	1	05/25/2019 02:09
t-Butyl alcohol (TBA)	**39**	5.0	1	05/25/2019 02:09
n-Butyl benzene	ND	0.50	1	05/25/2019 02:09
sec-Butyl benzene	ND	0.50	1	05/25/2019 02:09
tert-Butyl benzene	ND	0.50	1	05/25/2019 02:09
Carbon Disulfide	ND	0.50	1	05/25/2019 02:09
Carbon Tetrachloride	ND	0.050	1	05/25/2019 02:09
Chlorobenzene	**0.85**	0.50	1	05/25/2019 02:09
Chloroethane	ND	0.50	1	05/25/2019 02:09
Chloroform	ND	0.10	1	05/25/2019 02:09
Chloromethane	ND	0.50	1	05/25/2019 02:09
2-Chlorotoluene	ND	0.50	1	05/25/2019 02:09
4-Chlorotoluene	ND	0.50	1	05/25/2019 02:09
Dibromochloromethane	ND	0.15	1	05/25/2019 02:09
1,2-Dibromo-3-chloropropane	ND	0.0050	1	05/25/2019 02:09
1,2-Dibromoethane (EDB)	ND	0.0050	1	05/25/2019 02:09
Dibromomethane	ND	0.50	1	05/25/2019 02:09
1,2-Dichlorobenzene	ND	0.50	1	05/25/2019 02:09
1,3-Dichlorobenzene	ND	0.50	1	05/25/2019 02:09
1,4-Dichlorobenzene	ND	0.50	1	05/25/2019 02:09
Dichlorodifluoromethane	ND	0.50	1	05/25/2019 02:09
1,1-Dichloroethane	ND	0.50	1	05/25/2019 02:09
1,2-Dichloroethane (1,2-DCA)	ND	0.010	1	05/25/2019 02:09
1,1-Dichloroethene	ND	0.010	1	05/25/2019 02:09
cis-1,2-Dichloroethene	ND	0.50	1	05/25/2019 02:09
trans-1,2-Dichloroethene	ND	0.50	1	05/25/2019 02:09
1,2-Dichloropropane	ND	0.20	1	05/25/2019 02:09
1,3-Dichloropropane	ND	0.50	1	05/25/2019 02:09
2,2-Dichloropropane	ND	0.50	1	05/25/2019 02:09

(Cont.)

McCampbell Analytical, Inc.
"When Quality Counts"

1534 Willow Pass Road, Pittsburg, CA 94565-1701
Toll Free Telephone: (877) 252-9262 / Fax: (925) 252-9269
http://www.mccampbell.com / E-mail: main@mccampbell.com

Analytical Report

Client:	Farallon Consulting	**WorkOrder:**	1905D23
Date Received:	5/23/19 20:00	**Extraction Method:**	SW5030B
Date Prepared:	5/25/19	**Analytical Method:**	SW8260B
Project:	2250-001; 1055 Commercial Ct.	**Unit:**	µg/L

Volatile Organics

Client ID	Lab ID	Matrix	Date Collected	Instrument	Batch ID
F-3	1905D23-005B	Water	05/23/2019 09:25	GC16 05241930.D	178524

Analytes	Result	RL	DF	Date Analyzed
1,1-Dichloropropene	ND	0.50	1	05/25/2019 02:09
cis-1,3-Dichloropropene	ND	0.50	1	05/25/2019 02:09
trans-1,3-Dichloropropene	ND	0.50	1	05/25/2019 02:09
Diisopropyl ether (DIPE)	ND	0.50	1	05/25/2019 02:09
Ethylbenzene	**1.8**	0.50	1	05/25/2019 02:09
Ethyl tert-butyl ether (ETBE)	ND	0.50	1	05/25/2019 02:09
Freon 113	ND	0.50	1	05/25/2019 02:09
Hexachlorobutadiene	ND	0.10	1	05/25/2019 02:09
Hexachloroethane	ND	0.20	1	05/25/2019 02:09
2-Hexanone	ND	0.50	1	05/25/2019 02:09
Isopropylbenzene	**0.64**	0.50	1	05/25/2019 02:09
4-Isopropyl toluene	ND	0.50	1	05/25/2019 02:09
Methyl-t-butyl ether (MTBE)	**2.4**	0.50	1	05/25/2019 02:09
Methylene chloride	ND	2.0	1	05/25/2019 02:09
4-Methyl-2-pentanone (MIBK)	ND	0.50	1	05/25/2019 02:09
Naphthalene	**0.70**	0.10	1	05/25/2019 02:09
n-Propyl benzene	ND	0.50	1	05/25/2019 02:09
Styrene	ND	2.0	1	05/25/2019 02:09
1,1,1,2-Tetrachloroethane	ND	0.50	1	05/25/2019 02:09
1,1,2,2-Tetrachloroethane	ND	0.020	1	05/25/2019 02:09
Tetrachloroethene	ND	0.20	1	05/25/2019 02:09
Toluene	**0.87**	0.50	1	05/25/2019 02:09
1,2,3-Trichlorobenzene	ND	0.50	1	05/25/2019 02:09
1,2,4-Trichlorobenzene	ND	0.50	1	05/25/2019 02:09
1,1,1-Trichloroethane	ND	0.50	1	05/25/2019 02:09
1,1,2-Trichloroethane	ND	0.20	1	05/25/2019 02:09
Trichloroethene	ND	0.20	1	05/25/2019 02:09
Trichlorofluoromethane	ND	0.50	1	05/25/2019 02:09
1,2,3-Trichloropropane	ND	0.0050	1	05/25/2019 02:09
1,2,4-Trimethylbenzene	**0.70**	0.50	1	05/25/2019 02:09
1,3,5-Trimethylbenzene	ND	0.50	1	05/25/2019 02:09
Vinyl Chloride	**0.084**	0.0050	1	05/25/2019 02:09
m,p-Xylene	**4.6**	0.50	1	05/25/2019 02:09
o-Xylene	**1.3**	0.50	1	05/25/2019 02:09
Xylenes, Total	**5.9**	0.50	1	05/25/2019 02:09
1,3-Dichloropropene, Total	ND	NA	1	05/25/2019 02:09

(Cont.)

McCampbell Analytical, Inc.
"When Quality Counts"

1534 Willow Pass Road, Pittsburg, CA 94565-1701
Toll Free Telephone: (877) 252-9262 / Fax: (925) 252-9269
http://www.mccampbell.com / E-mail: main@mccampbell.com

Analytical Report

Client:	Farallon Consulting	**WorkOrder:**	1905D23
Date Received:	5/23/19 20:00	**Extraction Method:**	SW5030B
Date Prepared:	5/25/19	**Analytical Method:**	SW8260B
Project:	2250-001; 1055 Commercial Ct.	**Unit:**	µg/L

Volatile Organics

Client ID	Lab ID	Matrix	Date Collected	Instrument	Batch ID
F-3	1905D23-005B	Water	05/23/2019 09:25	GC16 05241930.D	178524

Analytes	Result	RL	DF	Date Analyzed
Surrogates	**REC (%)**	**Limits**		
Dibromofluoromethane	87	78-146		05/25/2019 02:09
Toluene-d8	92	85-138		05/25/2019 02:09
4-BFB	92	76-137		05/25/2019 02:09

Analyst(s): TK Analytical Comments: b1

(Cont.)

McCampbell Analytical, Inc.
"When Quality Counts"

1534 Willow Pass Road, Pittsburg, CA 94565-1701
Toll Free Telephone: (877) 252-9262 / Fax: (925) 252-9269
http://www.mccampbell.com / E-mail: main@mccampbell.com

Analytical Report

Client:	Farallon Consulting	**WorkOrder:**	1905D23
Date Received:	5/23/19 20:00	**Extraction Method:**	SW5030B
Date Prepared:	5/25/19	**Analytical Method:**	SW8260B
Project:	2250-001; 1055 Commercial Ct.	**Unit:**	µg/L

Volatile Organics

Client ID	Lab ID	Matrix	Date Collected	Instrument	Batch ID
F-2	1905D23-007B	Water	05/23/2019 11:15	GC16 05241931.D	178524

Analytes	Result	RL	DF	Date Analyzed
Acetone	ND	10	1	05/25/2019 02:49
tert-Amyl methyl ether (TAME)	ND	0.50	1	05/25/2019 02:49
Benzene	**0.64**	0.20	1	05/25/2019 02:49
Bromobenzene	ND	0.50	1	05/25/2019 02:49
Bromochloromethane	ND	0.50	1	05/25/2019 02:49
Bromodichloromethane	ND	0.050	1	05/25/2019 02:49
Bromoform	ND	0.50	1	05/25/2019 02:49
Bromomethane	ND	0.50	1	05/25/2019 02:49
2-Butanone (MEK)	ND	5.0	1	05/25/2019 02:49
t-Butyl alcohol (TBA)	**24**	5.0	1	05/25/2019 02:49
n-Butyl benzene	ND	0.50	1	05/25/2019 02:49
sec-Butyl benzene	ND	0.50	1	05/25/2019 02:49
tert-Butyl benzene	ND	0.50	1	05/25/2019 02:49
Carbon Disulfide	ND	0.50	1	05/25/2019 02:49
Carbon Tetrachloride	ND	0.050	1	05/25/2019 02:49
Chlorobenzene	**3.0**	0.50	1	05/25/2019 02:49
Chloroethane	ND	0.50	1	05/25/2019 02:49
Chloroform	ND	0.10	1	05/25/2019 02:49
Chloromethane	ND	0.50	1	05/25/2019 02:49
2-Chlorotoluene	ND	0.50	1	05/25/2019 02:49
4-Chlorotoluene	ND	0.50	1	05/25/2019 02:49
Dibromochloromethane	ND	0.15	1	05/25/2019 02:49
1,2-Dibromo-3-chloropropane	ND	0.0050	1	05/25/2019 02:49
1,2-Dibromoethane (EDB)	ND	0.0050	1	05/25/2019 02:49
Dibromomethane	ND	0.50	1	05/25/2019 02:49
1,2-Dichlorobenzene	ND	0.50	1	05/25/2019 02:49
1,3-Dichlorobenzene	ND	0.50	1	05/25/2019 02:49
1,4-Dichlorobenzene	ND	0.50	1	05/25/2019 02:49
Dichlorodifluoromethane	ND	0.50	1	05/25/2019 02:49
1,1-Dichloroethane	ND	0.50	1	05/25/2019 02:49
1,2-Dichloroethane (1,2-DCA)	**0.022**	0.010	1	05/25/2019 02:49
1,1-Dichloroethene	ND	0.010	1	05/25/2019 02:49
cis-1,2-Dichloroethene	ND	0.50	1	05/25/2019 02:49
trans-1,2-Dichloroethene	ND	0.50	1	05/25/2019 02:49
1,2-Dichloropropane	ND	0.20	1	05/25/2019 02:49
1,3-Dichloropropane	ND	0.50	1	05/25/2019 02:49
2,2-Dichloropropane	ND	0.50	1	05/25/2019 02:49

(Cont.)

McCampbell Analytical, Inc.
"When Quality Counts"

1534 Willow Pass Road, Pittsburg, CA 94565-1701
Toll Free Telephone: (877) 252-9262 / Fax: (925) 252-9269
http://www.mccampbell.com / E-mail: main@mccampbell.com

Analytical Report

Client:	Farallon Consulting	**WorkOrder:**	1905D23
Date Received:	5/23/19 20:00	**Extraction Method:**	SW5030B
Date Prepared:	5/25/19	**Analytical Method:**	SW8260B
Project:	2250-001; 1055 Commercial Ct.	**Unit:**	µg/L

Volatile Organics

Client ID	Lab ID	Matrix	Date Collected	Instrument	Batch ID
F-2	1905D23-007B	Water	05/23/2019 11:15	GC16 05241931.D	178524

Analytes	Result	RL	DF	Date Analyzed
1,1-Dichloropropene	ND	0.50	1	05/25/2019 02:49
cis-1,3-Dichloropropene	ND	0.50	1	05/25/2019 02:49
trans-1,3-Dichloropropene	ND	0.50	1	05/25/2019 02:49
Diisopropyl ether (DIPE)	ND	0.50	1	05/25/2019 02:49
Ethylbenzene	ND	0.50	1	05/25/2019 02:49
Ethyl tert-butyl ether (ETBE)	ND	0.50	1	05/25/2019 02:49
Freon 113	ND	0.50	1	05/25/2019 02:49
Hexachlorobutadiene	ND	0.10	1	05/25/2019 02:49
Hexachloroethane	ND	0.20	1	05/25/2019 02:49
2-Hexanone	ND	0.50	1	05/25/2019 02:49
Isopropylbenzene	**1.3**	0.50	1	05/25/2019 02:49
4-Isopropyl toluene	ND	0.50	1	05/25/2019 02:49
Methyl-t-butyl ether (MTBE)	**3.1**	0.50	1	05/25/2019 02:49
Methylene chloride	ND	2.0	1	05/25/2019 02:49
4-Methyl-2-pentanone (MIBK)	ND	0.50	1	05/25/2019 02:49
Naphthalene	**0.24**	0.10	1	05/25/2019 02:49
n-Propyl benzene	ND	0.50	1	05/25/2019 02:49
Styrene	ND	2.0	1	05/25/2019 02:49
1,1,1,2-Tetrachloroethane	ND	0.50	1	05/25/2019 02:49
1,1,2,2-Tetrachloroethane	ND	0.020	1	05/25/2019 02:49
Tetrachloroethene	ND	0.20	1	05/25/2019 02:49
Toluene	ND	0.50	1	05/25/2019 02:49
1,2,3-Trichlorobenzene	ND	0.50	1	05/25/2019 02:49
1,2,4-Trichlorobenzene	ND	0.50	1	05/25/2019 02:49
1,1,1-Trichloroethane	ND	0.50	1	05/25/2019 02:49
1,1,2-Trichloroethane	ND	0.20	1	05/25/2019 02:49
Trichloroethene	ND	0.20	1	05/25/2019 02:49
Trichlorofluoromethane	ND	0.50	1	05/25/2019 02:49
1,2,3-Trichloropropane	ND	0.0050	1	05/25/2019 02:49
1,2,4-Trimethylbenzene	ND	0.50	1	05/25/2019 02:49
1,3,5-Trimethylbenzene	ND	0.50	1	05/25/2019 02:49
Vinyl Chloride	**0.16**	0.0050	1	05/25/2019 02:49
m,p-Xylene	ND	0.50	1	05/25/2019 02:49
o-Xylene	ND	0.50	1	05/25/2019 02:49
Xylenes, Total	ND	0.50	1	05/25/2019 02:49
1,3-Dichloropropene, Total	ND	NA	1	05/25/2019 02:49

(Cont.)

McCampbell Analytical, Inc.
"When Quality Counts"

1534 Willow Pass Road, Pittsburg, CA 94565-1701
Toll Free Telephone: (877) 252-9262 / Fax: (925) 252-9269
http://www.mccampbell.com / E-mail: main@mccampbell.com

Analytical Report

Client:	Farallon Consulting	**WorkOrder:**	1905D23
Date Received:	5/23/19 20:00	**Extraction Method:**	SW5030B
Date Prepared:	5/25/19	**Analytical Method:**	SW8260B
Project:	2250-001; 1055 Commercial Ct.	**Unit:**	µg/L

Volatile Organics

Client ID	Lab ID	Matrix	Date Collected	Instrument	Batch ID
F-2	1905D23-007B	Water	05/23/2019 11:15	GC16 05241931.D	178524

Analytes	Result	RL	DF	Date Analyzed
Surrogates	**REC (%)**	**Limits**		
Dibromofluoromethane	87	78-146		05/25/2019 02:49
Toluene-d8	87	85-138		05/25/2019 02:49
4-BFB	96	76-137		05/25/2019 02:49

Analyst(s): TK Analytical Comments: b1

(Cont.)

McCampbell Analytical, Inc.
"When Quality Counts"

1534 Willow Pass Road, Pittsburg, CA 94565-1701
Toll Free Telephone: (877) 252-9262 / Fax: (925) 252-9269
http://www.mccampbell.com / E-mail: main@mccampbell.com

Analytical Report

Client:	Farallon Consulting	**WorkOrder:**	1905D23
Date Received:	5/23/19 20:00	**Extraction Method:**	SW5030B
Date Prepared:	5/25/19	**Analytical Method:**	SW8260B
Project:	2250-001; 1055 Commercial Ct.	**Unit:**	µg/L

Volatile Organics

Client ID	Lab ID	Matrix	Date Collected	Instrument	Batch ID
F-4	1905D23-010A	Water	05/23/2019 12:40	GC16 05241932.D	178524

Analytes	Result	RL	DF	Date Analyzed
Acetone	**12**	10	1	05/25/2019 03:28
tert-Amyl methyl ether (TAME)	ND	0.50	1	05/25/2019 03:28
Benzene	**0.55**	0.20	1	05/25/2019 03:28
Bromobenzene	ND	0.50	1	05/25/2019 03:28
Bromochloromethane	ND	0.50	1	05/25/2019 03:28
Bromodichloromethane	ND	0.050	1	05/25/2019 03:28
Bromoform	ND	0.50	1	05/25/2019 03:28
Bromomethane	ND	0.50	1	05/25/2019 03:28
2-Butanone (MEK)	ND	5.0	1	05/25/2019 03:28
t-Butyl alcohol (TBA)	**94**	5.0	1	05/25/2019 03:28
n-Butyl benzene	ND	0.50	1	05/25/2019 03:28
sec-Butyl benzene	ND	0.50	1	05/25/2019 03:28
tert-Butyl benzene	ND	0.50	1	05/25/2019 03:28
Carbon Disulfide	**0.51**	0.50	1	05/25/2019 03:28
Carbon Tetrachloride	ND	0.050	1	05/25/2019 03:28
Chlorobenzene	**1.9**	0.50	1	05/25/2019 03:28
Chloroethane	ND	0.50	1	05/25/2019 03:28
Chloroform	ND	0.10	1	05/25/2019 03:28
Chloromethane	ND	0.50	1	05/25/2019 03:28
2-Chlorotoluene	ND	0.50	1	05/25/2019 03:28
4-Chlorotoluene	ND	0.50	1	05/25/2019 03:28
Dibromochloromethane	ND	0.15	1	05/25/2019 03:28
1,2-Dibromo-3-chloropropane	ND	0.0050	1	05/25/2019 03:28
1,2-Dibromoethane (EDB)	ND	0.0050	1	05/25/2019 03:28
Dibromomethane	ND	0.50	1	05/25/2019 03:28
1,2-Dichlorobenzene	ND	0.50	1	05/25/2019 03:28
1,3-Dichlorobenzene	ND	0.50	1	05/25/2019 03:28
1,4-Dichlorobenzene	**4.3**	0.50	1	05/25/2019 03:28
Dichlorodifluoromethane	ND	0.50	1	05/25/2019 03:28
1,1-Dichloroethane	ND	0.50	1	05/25/2019 03:28
1,2-Dichloroethane (1,2-DCA)	ND	0.010	1	05/25/2019 03:28
1,1-Dichloroethene	ND	0.010	1	05/25/2019 03:28
cis-1,2-Dichloroethene	ND	0.50	1	05/25/2019 03:28
trans-1,2-Dichloroethene	ND	0.50	1	05/25/2019 03:28
1,2-Dichloropropane	ND	0.20	1	05/25/2019 03:28
1,3-Dichloropropane	ND	0.50	1	05/25/2019 03:28
2,2-Dichloropropane	ND	0.50	1	05/25/2019 03:28

(Cont.)

McCampbell Analytical, Inc.
"When Quality Counts"

1534 Willow Pass Road, Pittsburg, CA 94565-1701
Toll Free Telephone: (877) 252-9262 / Fax: (925) 252-9269
http://www.mccampbell.com / E-mail: main@mccampbell.com

Analytical Report

Client:	Farallon Consulting	**WorkOrder:**	1905D23
Date Received:	5/23/19 20:00	**Extraction Method:**	SW5030B
Date Prepared:	5/25/19	**Analytical Method:**	SW8260B
Project:	2250-001; 1055 Commercial Ct.	**Unit:**	µg/L

Volatile Organics

Client ID	Lab ID	Matrix	Date Collected	Instrument	Batch ID
F-4	1905D23-010A	Water	05/23/2019 12:40	GC16 05241932.D	178524

Analytes	Result	RL	DF	Date Analyzed
1,1-Dichloropropene	ND	0.50	1	05/25/2019 03:28
cis-1,3-Dichloropropene	ND	0.50	1	05/25/2019 03:28
trans-1,3-Dichloropropene	ND	0.50	1	05/25/2019 03:28
Diisopropyl ether (DIPE)	ND	0.50	1	05/25/2019 03:28
Ethylbenzene	**16**	0.50	1	05/25/2019 03:28
Ethyl tert-butyl ether (ETBE)	ND	0.50	1	05/25/2019 03:28
Freon 113	ND	0.50	1	05/25/2019 03:28
Hexachlorobutadiene	ND	0.10	1	05/25/2019 03:28
Hexachloroethane	ND	0.20	1	05/25/2019 03:28
2-Hexanone	ND	0.50	1	05/25/2019 03:28
Isopropylbenzene	ND	0.50	1	05/25/2019 03:28
4-Isopropyl toluene	ND	0.50	1	05/25/2019 03:28
Methyl-t-butyl ether (MTBE)	**5.6**	0.50	1	05/25/2019 03:28
Methylene chloride	ND	2.0	1	05/25/2019 03:28
4-Methyl-2-pentanone (MIBK)	ND	0.50	1	05/25/2019 03:28
Naphthalene	**0.46**	0.10	1	05/25/2019 03:28
n-Propyl benzene	ND	0.50	1	05/25/2019 03:28
Styrene	ND	2.0	1	05/25/2019 03:28
1,1,1,2-Tetrachloroethane	ND	0.50	1	05/25/2019 03:28
1,1,2,2-Tetrachloroethane	ND	0.020	1	05/25/2019 03:28
Tetrachloroethene	ND	0.20	1	05/25/2019 03:28
Toluene	**1.6**	0.50	1	05/25/2019 03:28
1,2,3-Trichlorobenzene	ND	0.50	1	05/25/2019 03:28
1,2,4-Trichlorobenzene	ND	0.50	1	05/25/2019 03:28
1,1,1-Trichloroethane	ND	0.50	1	05/25/2019 03:28
1,1,2-Trichloroethane	ND	0.20	1	05/25/2019 03:28
Trichloroethene	ND	0.20	1	05/25/2019 03:28
Trichlorofluoromethane	ND	0.50	1	05/25/2019 03:28
1,2,3-Trichloropropane	ND	0.0050	1	05/25/2019 03:28
1,2,4-Trimethylbenzene	ND	0.50	1	05/25/2019 03:28
1,3,5-Trimethylbenzene	ND	0.50	1	05/25/2019 03:28
Vinyl Chloride	**0.039**	0.0050	1	05/25/2019 03:28
m,p-Xylene	**55**	0.50	1	05/25/2019 03:28
o-Xylene	**13**	0.50	1	05/25/2019 03:28
Xylenes, Total	**69**	0.50	1	05/25/2019 03:28
1,3-Dichloropropene, Total	ND	NA	1	05/25/2019 03:28

(Cont.)

McCampbell Analytical, Inc.
"When Quality Counts"

1534 Willow Pass Road, Pittsburg, CA 94565-1701
Toll Free Telephone: (877) 252-9262 / Fax: (925) 252-9269
http://www.mccampbell.com / E-mail: main@mccampbell.com

Analytical Report

Client:	Farallon Consulting	**WorkOrder:**	1905D23
Date Received:	5/23/19 20:00	**Extraction Method:**	SW5030B
Date Prepared:	5/25/19	**Analytical Method:**	SW8260B
Project:	2250-001; 1055 Commercial Ct.	**Unit:**	µg/L

Volatile Organics

Client ID	Lab ID	Matrix	Date Collected	Instrument	Batch ID
F-4	1905D23-010A	Water	05/23/2019 12:40	GC16 05241932.D	178524

Analytes	Result	RL	DF	Date Analyzed
Surrogates	**REC (%)**	**Limits**		
Dibromofluoromethane	87	78-146		05/25/2019 03:28
Toluene-d8	88	85-138		05/25/2019 03:28
4-BFB	91	76-137		05/25/2019 03:28

Analyst(s): TK Analytical Comments: b1

(Cont.)

McCampbell Analytical, Inc.
"When Quality Counts"

1534 Willow Pass Road, Pittsburg, CA 94565-1701
Toll Free Telephone: (877) 252-9262 / Fax: (925) 252-9269
http://www.mccampbell.com / E-mail: main@mccampbell.com

Analytical Report

Client:	Farallon Consulting	**WorkOrder:**	1905D23
Date Received:	5/23/19 20:00	**Extraction Method:**	SW5030B
Date Prepared:	5/25/19	**Analytical Method:**	SW8260B
Project:	2250-001; 1055 Commercial Ct.	**Unit:**	µg/L

Volatile Organics

Client ID	Lab ID	Matrix	Date Collected	Instrument	Batch ID
F-5	1905D23-012A	Water	05/23/2019 13:55	GC16 05241933.D	178524

Analytes	Result	RL	DF	Date Analyzed
Acetone	ND	10	1	05/25/2019 04:08
tert-Amyl methyl ether (TAME)	ND	0.50	1	05/25/2019 04:08
Benzene	**2.2**	0.20	1	05/25/2019 04:08
Bromobenzene	ND	0.50	1	05/25/2019 04:08
Bromochloromethane	ND	0.50	1	05/25/2019 04:08
Bromodichloromethane	ND	0.050	1	05/25/2019 04:08
Bromoform	ND	0.50	1	05/25/2019 04:08
Bromomethane	ND	0.50	1	05/25/2019 04:08
2-Butanone (MEK)	ND	5.0	1	05/25/2019 04:08
t-Butyl alcohol (TBA)	**79**	5.0	1	05/25/2019 04:08
n-Butyl benzene	**0.56**	0.50	1	05/25/2019 04:08
sec-Butyl benzene	ND	0.50	1	05/25/2019 04:08
tert-Butyl benzene	ND	0.50	1	05/25/2019 04:08
Carbon Disulfide	**0.77**	0.50	1	05/25/2019 04:08
Carbon Tetrachloride	ND	0.050	1	05/25/2019 04:08
Chlorobenzene	**19**	0.50	1	05/25/2019 04:08
Chloroethane	ND	0.50	1	05/25/2019 04:08
Chloroform	ND	0.10	1	05/25/2019 04:08
Chloromethane	ND	0.50	1	05/25/2019 04:08
2-Chlorotoluene	ND	0.50	1	05/25/2019 04:08
4-Chlorotoluene	ND	0.50	1	05/25/2019 04:08
Dibromochloromethane	ND	0.15	1	05/25/2019 04:08
1,2-Dibromo-3-chloropropane	ND	0.0050	1	05/25/2019 04:08
1,2-Dibromoethane (EDB)	ND	0.0050	1	05/25/2019 04:08
Dibromomethane	ND	0.50	1	05/25/2019 04:08
1,2-Dichlorobenzene	**1.8**	0.50	1	05/25/2019 04:08
1,3-Dichlorobenzene	ND	0.50	1	05/25/2019 04:08
1,4-Dichlorobenzene	**3.4**	0.50	1	05/25/2019 04:08
Dichlorodifluoromethane	ND	0.50	1	05/25/2019 04:08
1,1-Dichloroethane	ND	0.50	1	05/25/2019 04:08
1,2-Dichloroethane (1,2-DCA)	ND	0.010	1	05/25/2019 04:08
1,1-Dichloroethene	ND	0.010	1	05/25/2019 04:08
cis-1,2-Dichloroethene	ND	0.50	1	05/25/2019 04:08
trans-1,2-Dichloroethene	ND	0.50	1	05/25/2019 04:08
1,2-Dichloropropane	ND	0.20	1	05/25/2019 04:08
1,3-Dichloropropane	ND	0.50	1	05/25/2019 04:08
2,2-Dichloropropane	ND	0.50	1	05/25/2019 04:08

(Cont.)

McCampbell Analytical, Inc.
"When Quality Counts"

1534 Willow Pass Road, Pittsburg, CA 94565-1701
Toll Free Telephone: (877) 252-9262 / Fax: (925) 252-9269
http://www.mccampbell.com / E-mail: main@mccampbell.com

Analytical Report

Client:	Farallon Consulting	**WorkOrder:**	1905D23
Date Received:	5/23/19 20:00	**Extraction Method:**	SW5030B
Date Prepared:	5/25/19	**Analytical Method:**	SW8260B
Project:	2250-001; 1055 Commercial Ct.	**Unit:**	µg/L

Volatile Organics

Client ID	Lab ID	Matrix	Date Collected	Instrument	Batch ID
F-5	1905D23-012A	Water	05/23/2019 13:55	GC16 05241933.D	178524

Analytes	Result	RL	DF	Date Analyzed
1,1-Dichloropropene	ND	0.50	1	05/25/2019 04:08
cis-1,3-Dichloropropene	ND	0.50	1	05/25/2019 04:08
trans-1,3-Dichloropropene	ND	0.50	1	05/25/2019 04:08
Diisopropyl ether (DIPE)	**0.75**	0.50	1	05/25/2019 04:08
Ethylbenzene	**1.4**	0.50	1	05/25/2019 04:08
Ethyl tert-butyl ether (ETBE)	ND	0.50	1	05/25/2019 04:08
Freon 113	ND	0.50	1	05/25/2019 04:08
Hexachlorobutadiene	ND	0.10	1	05/25/2019 04:08
Hexachloroethane	ND	0.20	1	05/25/2019 04:08
2-Hexanone	ND	0.50	1	05/25/2019 04:08
Isopropylbenzene	ND	0.50	1	05/25/2019 04:08
4-Isopropyl toluene	ND	0.50	1	05/25/2019 04:08
Methyl-t-butyl ether (MTBE)	**2.6**	0.50	1	05/25/2019 04:08
Methylene chloride	ND	2.0	1	05/25/2019 04:08
4-Methyl-2-pentanone (MIBK)	ND	0.50	1	05/25/2019 04:08
Naphthalene	**0.39**	0.10	1	05/25/2019 04:08
n-Propyl benzene	ND	0.50	1	05/25/2019 04:08
Styrene	ND	2.0	1	05/25/2019 04:08
1,1,1,2-Tetrachloroethane	ND	0.50	1	05/25/2019 04:08
1,1,2,2-Tetrachloroethane	ND	0.020	1	05/25/2019 04:08
Tetrachloroethene	ND	0.20	1	05/25/2019 04:08
Toluene	ND	0.50	1	05/25/2019 04:08
1,2,3-Trichlorobenzene	ND	0.50	1	05/25/2019 04:08
1,2,4-Trichlorobenzene	ND	0.50	1	05/25/2019 04:08
1,1,1-Trichloroethane	ND	0.50	1	05/25/2019 04:08
1,1,2-Trichloroethane	ND	0.20	1	05/25/2019 04:08
Trichloroethene	ND	0.20	1	05/25/2019 04:08
Trichlorofluoromethane	ND	0.50	1	05/25/2019 04:08
1,2,3-Trichloropropane	ND	0.0050	1	05/25/2019 04:08
1,2,4-Trimethylbenzene	ND	0.50	1	05/25/2019 04:08
1,3,5-Trimethylbenzene	ND	0.50	1	05/25/2019 04:08
Vinyl Chloride	**0.060**	0.0050	1	05/25/2019 04:08
m,p-Xylene	**3.8**	0.50	1	05/25/2019 04:08
o-Xylene	ND	0.50	1	05/25/2019 04:08
Xylenes, Total	**3.8**	0.50	1	05/25/2019 04:08
1,3-Dichloropropene, Total	**0.75**	NA	1	05/25/2019 04:08

(Cont.)

McCampbell Analytical, Inc.
"When Quality Counts"

1534 Willow Pass Road, Pittsburg, CA 94565-1701
Toll Free Telephone: (877) 252-9262 / Fax: (925) 252-9269
http://www.mccampbell.com / E-mail: main@mccampbell.com

Analytical Report

Client:	Farallon Consulting	**WorkOrder:**	1905D23
Date Received:	5/23/19 20:00	**Extraction Method:**	SW5030B
Date Prepared:	5/25/19	**Analytical Method:**	SW8260B
Project:	2250-001; 1055 Commercial Ct.	**Unit:**	µg/L

Volatile Organics

Client ID	Lab ID	Matrix	Date Collected	Instrument	Batch ID
F-5	1905D23-012A	Water	05/23/2019 13:55	GC16 05241933.D	178524

Analytes	Result	RL	DF	Date Analyzed
Surrogates	**REC (%)**	**Limits**		
Dibromofluoromethane	89	78-146		05/25/2019 04:08
Toluene-d8	87	85-138		05/25/2019 04:08
4-BFB	90	76-137		05/25/2019 04:08

Analyst(s): TK Analytical Comments: b1

(Cont.)

McCampbell Analytical, Inc.
"When Quality Counts"

1534 Willow Pass Road, Pittsburg, CA 94565-1701
Toll Free Telephone: (877) 252-9262 / Fax: (925) 252-9269
http://www.mccampbell.com / E-mail: main@mccampbell.com

Analytical Report

Client:	Farallon Consulting	**WorkOrder:**	1905D23
Date Received:	5/23/19 20:00	**Extraction Method:**	SW5030B
Date Prepared:	5/25/19	**Analytical Method:**	SW8260B
Project:	2250-001; 1055 Commercial Ct.	**Unit:**	µg/L

Volatile Organics

Client ID	Lab ID	Matrix	Date Collected	Instrument	Batch ID
F-7	1905D23-014A	Water	05/23/2019 15:20	GC16 05241934.D	178524

Analytes	Result	RL	DF	Date Analyzed
Acetone	ND	10	1	05/25/2019 04:47
tert-Amyl methyl ether (TAME)	ND	0.50	1	05/25/2019 04:47
Benzene	**0.64**	0.20	1	05/25/2019 04:47
Bromobenzene	ND	0.50	1	05/25/2019 04:47
Bromochloromethane	ND	0.50	1	05/25/2019 04:47
Bromodichloromethane	ND	0.050	1	05/25/2019 04:47
Bromoform	ND	0.50	1	05/25/2019 04:47
Bromomethane	ND	0.50	1	05/25/2019 04:47
2-Butanone (MEK)	ND	5.0	1	05/25/2019 04:47
t-Butyl alcohol (TBA)	**15**	5.0	1	05/25/2019 04:47
n-Butyl benzene	**1.4**	0.50	1	05/25/2019 04:47
sec-Butyl benzene	**0.54**	0.50	1	05/25/2019 04:47
tert-Butyl benzene	ND	0.50	1	05/25/2019 04:47
Carbon Disulfide	ND	0.50	1	05/25/2019 04:47
Carbon Tetrachloride	ND	0.050	1	05/25/2019 04:47
Chlorobenzene	**1.8**	0.50	1	05/25/2019 04:47
Chloroethane	ND	0.50	1	05/25/2019 04:47
Chloroform	ND	0.10	1	05/25/2019 04:47
Chloromethane	ND	0.50	1	05/25/2019 04:47
2-Chlorotoluene	ND	0.50	1	05/25/2019 04:47
4-Chlorotoluene	ND	0.50	1	05/25/2019 04:47
Dibromochloromethane	ND	0.15	1	05/25/2019 04:47
1,2-Dibromo-3-chloropropane	ND	0.0050	1	05/25/2019 04:47
1,2-Dibromoethane (EDB)	ND	0.0050	1	05/25/2019 04:47
Dibromomethane	ND	0.50	1	05/25/2019 04:47
1,2-Dichlorobenzene	**0.52**	0.50	1	05/25/2019 04:47
1,3-Dichlorobenzene	ND	0.50	1	05/25/2019 04:47
1,4-Dichlorobenzene	**4.4**	0.50	1	05/25/2019 04:47
Dichlorodifluoromethane	ND	0.50	1	05/25/2019 04:47
1,1-Dichloroethane	ND	0.50	1	05/25/2019 04:47
1,2-Dichloroethane (1,2-DCA)	ND	0.010	1	05/25/2019 04:47
1,1-Dichloroethene	ND	0.010	1	05/25/2019 04:47
cis-1,2-Dichloroethene	ND	0.50	1	05/25/2019 04:47
trans-1,2-Dichloroethene	ND	0.50	1	05/25/2019 04:47
1,2-Dichloropropane	ND	0.20	1	05/25/2019 04:47
1,3-Dichloropropane	ND	0.50	1	05/25/2019 04:47
2,2-Dichloropropane	ND	0.50	1	05/25/2019 04:47

(Cont.)

McCampbell Analytical, Inc.
"When Quality Counts"

1534 Willow Pass Road, Pittsburg, CA 94565-1701
Toll Free Telephone: (877) 252-9262 / Fax: (925) 252-9269
http://www.mccampbell.com / E-mail: main@mccampbell.com

Analytical Report

Client:	Farallon Consulting	**WorkOrder:**	1905D23
Date Received:	5/23/19 20:00	**Extraction Method:**	SW5030B
Date Prepared:	5/25/19	**Analytical Method:**	SW8260B
Project:	2250-001; 1055 Commercial Ct.	**Unit:**	µg/L

Volatile Organics

Client ID	Lab ID	Matrix	Date Collected	Instrument	Batch ID
F-7	1905D23-014A	Water	05/23/2019 15:20	GC16 05241934.D	178524

Analytes	Result	RL	DF	Date Analyzed
1,1-Dichloropropene	ND	0.50	1	05/25/2019 04:47
cis-1,3-Dichloropropene	ND	0.50	1	05/25/2019 04:47
trans-1,3-Dichloropropene	ND	0.50	1	05/25/2019 04:47
Diisopropyl ether (DIPE)	ND	0.50	1	05/25/2019 04:47
Ethylbenzene	**0.71**	0.50	1	05/25/2019 04:47
Ethyl tert-butyl ether (ETBE)	ND	0.50	1	05/25/2019 04:47
Freon 113	ND	0.50	1	05/25/2019 04:47
Hexachlorobutadiene	ND	0.10	1	05/25/2019 04:47
Hexachloroethane	ND	0.20	1	05/25/2019 04:47
2-Hexanone	ND	0.50	1	05/25/2019 04:47
Isopropylbenzene	**3.9**	0.50	1	05/25/2019 04:47
4-Isopropyl toluene	**0.69**	0.50	1	05/25/2019 04:47
Methyl-t-butyl ether (MTBE)	**2.5**	0.50	1	05/25/2019 04:47
Methylene chloride	ND	2.0	1	05/25/2019 04:47
4-Methyl-2-pentanone (MIBK)	**0.69**	0.50	1	05/25/2019 04:47
Naphthalene	**5.9**	0.10	1	05/25/2019 04:47
n-Propyl benzene	**1.7**	0.50	1	05/25/2019 04:47
Styrene	ND	2.0	1	05/25/2019 04:47
1,1,1,2-Tetrachloroethane	ND	0.50	1	05/25/2019 04:47
1,1,2,2-Tetrachloroethane	ND	0.020	1	05/25/2019 04:47
Tetrachloroethene	ND	0.20	1	05/25/2019 04:47
Toluene	ND	0.50	1	05/25/2019 04:47
1,2,3-Trichlorobenzene	ND	0.50	1	05/25/2019 04:47
1,2,4-Trichlorobenzene	ND	0.50	1	05/25/2019 04:47
1,1,1-Trichloroethane	ND	0.50	1	05/25/2019 04:47
1,1,2-Trichloroethane	ND	0.20	1	05/25/2019 04:47
Trichloroethene	ND	0.20	1	05/25/2019 04:47
Trichlorofluoromethane	ND	0.50	1	05/25/2019 04:47
1,2,3-Trichloropropane	ND	0.0050	1	05/25/2019 04:47
1,2,4-Trimethylbenzene	**1.4**	0.50	1	05/25/2019 04:47
1,3,5-Trimethylbenzene	ND	0.50	1	05/25/2019 04:47
Vinyl Chloride	**0.085**	0.0050	1	05/25/2019 04:47
m,p-Xylene	**2.4**	0.50	1	05/25/2019 04:47
o-Xylene	**0.99**	0.50	1	05/25/2019 04:47
Xylenes, Total	**3.4**	0.50	1	05/25/2019 04:47
1,3-Dichloropropene, Total	ND	NA	1	05/25/2019 04:47

(Cont.)

McCampbell Analytical, Inc.
"When Quality Counts"

1534 Willow Pass Road, Pittsburg, CA 94565-1701
Toll Free Telephone: (877) 252-9262 / Fax: (925) 252-9269
http://www.mccampbell.com / E-mail: main@mccampbell.com

Analytical Report

Client:	Farallon Consulting	**WorkOrder:**	1905D23
Date Received:	5/23/19 20:00	**Extraction Method:**	SW5030B
Date Prepared:	5/25/19	**Analytical Method:**	SW8260B
Project:	2250-001; 1055 Commercial Ct.	**Unit:**	µg/L

Volatile Organics

Client ID	Lab ID	Matrix	Date Collected	Instrument	Batch ID
F-7	1905D23-014A	Water	05/23/2019 15:20	GC16 05241934.D	178524

Analytes	Result	RL	DF	Date Analyzed
Surrogates	**REC (%)**	**Limits**		
Dibromofluoromethane	93	78-146		05/25/2019 04:47
Toluene-d8	85	85-138		05/25/2019 04:47
4-BFB	89	76-137		05/25/2019 04:47

Analyst(s): TK Analytical Comments: b1

(Cont.)

McCampbell Analytical, Inc.
"When Quality Counts"

1534 Willow Pass Road, Pittsburg, CA 94565-1701
Toll Free Telephone: (877) 252-9262 / Fax: (925) 252-9269
http://www.mccampbell.com / E-mail: main@mccampbell.com

Analytical Report

Client:	Farallon Consulting	**WorkOrder:**	1905D23
Date Received:	5/23/19 20:00	**Extraction Method:**	SW5030B
Date Prepared:	5/25/19	**Analytical Method:**	SW8260B
Project:	2250-001; 1055 Commercial Ct.	**Unit:**	µg/L

Volatile Organics

Client ID	Lab ID	Matrix	Date Collected	Instrument	Batch ID
F-8	1905D23-016A	Water	05/23/2019 16:45	GC16 05241935.D	178524

Analytes	Result	RL	DF	Date Analyzed
Acetone	ND	10	1	05/25/2019 05:26
tert-Amyl methyl ether (TAME)	ND	0.50	1	05/25/2019 05:26
Benzene	**7.6**	0.20	1	05/25/2019 05:26
Bromobenzene	ND	0.50	1	05/25/2019 05:26
Bromochloromethane	ND	0.50	1	05/25/2019 05:26
Bromodichloromethane	ND	0.050	1	05/25/2019 05:26
Bromoform	ND	0.50	1	05/25/2019 05:26
Bromomethane	ND	0.50	1	05/25/2019 05:26
2-Butanone (MEK)	ND	5.0	1	05/25/2019 05:26
t-Butyl alcohol (TBA)	**130**	5.0	1	05/25/2019 05:26
n-Butyl benzene	**6.6**	0.50	1	05/25/2019 05:26
sec-Butyl benzene	**1.6**	0.50	1	05/25/2019 05:26
tert-Butyl benzene	ND	0.50	1	05/25/2019 05:26
Carbon Disulfide	ND	0.50	1	05/25/2019 05:26
Carbon Tetrachloride	ND	0.050	1	05/25/2019 05:26
Chlorobenzene	**21**	0.50	1	05/25/2019 05:26
Chloroethane	ND	0.50	1	05/25/2019 05:26
Chloroform	ND	0.10	1	05/25/2019 05:26
Chloromethane	ND	0.50	1	05/25/2019 05:26
2-Chlorotoluene	ND	0.50	1	05/25/2019 05:26
4-Chlorotoluene	ND	0.50	1	05/25/2019 05:26
Dibromochloromethane	ND	0.15	1	05/25/2019 05:26
1,2-Dibromo-3-chloropropane	ND	0.0050	1	05/25/2019 05:26
1,2-Dibromoethane (EDB)	ND	0.0050	1	05/25/2019 05:26
Dibromomethane	ND	0.50	1	05/25/2019 05:26
1,2-Dichlorobenzene	ND	0.50	1	05/25/2019 05:26
1,3-Dichlorobenzene	ND	0.50	1	05/25/2019 05:26
1,4-Dichlorobenzene	**3.2**	0.50	1	05/25/2019 05:26
Dichlorodifluoromethane	ND	0.50	1	05/25/2019 05:26
1,1-Dichloroethane	ND	0.50	1	05/25/2019 05:26
1,2-Dichloroethane (1,2-DCA)	ND	0.010	1	05/25/2019 05:26
1,1-Dichloroethene	**0.36**	0.010	1	05/25/2019 05:26
cis-1,2-Dichloroethene	ND	0.50	1	05/25/2019 05:26
trans-1,2-Dichloroethene	ND	0.50	1	05/25/2019 05:26
1,2-Dichloropropane	ND	0.20	1	05/25/2019 05:26
1,3-Dichloropropane	ND	0.50	1	05/25/2019 05:26
2,2-Dichloropropane	ND	0.50	1	05/25/2019 05:26

(Cont.)

McCampbell Analytical, Inc.
"When Quality Counts"

1534 Willow Pass Road, Pittsburg, CA 94565-1701
Toll Free Telephone: (877) 252-9262 / Fax: (925) 252-9269
http://www.mccampbell.com / E-mail: main@mccampbell.com

Analytical Report

Client:	Farallon Consulting	**WorkOrder:**	1905D23
Date Received:	5/23/19 20:00	**Extraction Method:**	SW5030B
Date Prepared:	5/25/19	**Analytical Method:**	SW8260B
Project:	2250-001; 1055 Commercial Ct.	**Unit:**	µg/L

Volatile Organics

Client ID	Lab ID	Matrix	Date Collected	Instrument	Batch ID
F-8	1905D23-016A	Water	05/23/2019 16:45	GC16 05241935.D	178524

Analytes	Result	RL	DF	Date Analyzed
1,1-Dichloropropene	ND	0.50	1	05/25/2019 05:26
cis-1,3-Dichloropropene	ND	0.50	1	05/25/2019 05:26
trans-1,3-Dichloropropene	ND	0.50	1	05/25/2019 05:26
Diisopropyl ether (DIPE)	ND	0.50	1	05/25/2019 05:26
Ethylbenzene	**5.1**	0.50	1	05/25/2019 05:26
Ethyl tert-butyl ether (ETBE)	ND	0.50	1	05/25/2019 05:26
Freon 113	ND	0.50	1	05/25/2019 05:26
Hexachlorobutadiene	ND	0.10	1	05/25/2019 05:26
Hexachloroethane	ND	0.20	1	05/25/2019 05:26
2-Hexanone	ND	0.50	1	05/25/2019 05:26
Isopropylbenzene	**1.4**	0.50	1	05/25/2019 05:26
4-Isopropyl toluene	**3.2**	0.50	1	05/25/2019 05:26
Methyl-t-butyl ether (MTBE)	ND	0.50	1	05/25/2019 05:26
Methylene chloride	ND	2.0	1	05/25/2019 05:26
4-Methyl-2-pentanone (MIBK)	ND	0.50	1	05/25/2019 05:26
Naphthalene	**8.0**	0.10	1	05/25/2019 05:26
n-Propyl benzene	**1.9**	0.50	1	05/25/2019 05:26
Styrene	ND	2.0	1	05/25/2019 05:26
1,1,1,2-Tetrachloroethane	ND	0.50	1	05/25/2019 05:26
1,1,2,2-Tetrachloroethane	ND	0.020	1	05/25/2019 05:26
Tetrachloroethene	ND	0.20	1	05/25/2019 05:26
Toluene	ND	0.50	1	05/25/2019 05:26
1,2,3-Trichlorobenzene	ND	0.50	1	05/25/2019 05:26
1,2,4-Trichlorobenzene	ND	0.50	1	05/25/2019 05:26
1,1,1-Trichloroethane	ND	0.50	1	05/25/2019 05:26
1,1,2-Trichloroethane	ND	0.20	1	05/25/2019 05:26
Trichloroethene	ND	0.20	1	05/25/2019 05:26
Trichlorofluoromethane	ND	0.50	1	05/25/2019 05:26
1,2,3-Trichloropropane	ND	0.0050	1	05/25/2019 05:26
1,2,4-Trimethylbenzene	**4.6**	0.50	1	05/25/2019 05:26
1,3,5-Trimethylbenzene	ND	0.50	1	05/25/2019 05:26
Vinyl Chloride	**0.13**	0.0050	1	05/25/2019 05:26
m,p-Xylene	**7.7**	0.50	1	05/25/2019 05:26
o-Xylene	**1.6**	0.50	1	05/25/2019 05:26
Xylenes, Total	**9.2**	0.50	1	05/25/2019 05:26
1,3-Dichloropropene, Total	ND	NA	1	05/25/2019 05:26

(Cont.)

McCampbell Analytical, Inc.
"When Quality Counts"

1534 Willow Pass Road, Pittsburg, CA 94565-1701
Toll Free Telephone: (877) 252-9262 / Fax: (925) 252-9269
http://www.mccampbell.com / E-mail: main@mccampbell.com

Analytical Report

Client:	Farallon Consulting	**WorkOrder:**	1905D23
Date Received:	5/23/19 20:00	**Extraction Method:**	SW5030B
Date Prepared:	5/25/19	**Analytical Method:**	SW8260B
Project:	2250-001; 1055 Commercial Ct.	**Unit:**	µg/L

Volatile Organics

Client ID	Lab ID	Matrix	Date Collected	Instrument	Batch ID
F-8	1905D23-016A	Water	05/23/2019 16:45	GC16 05241935.D	178524

Analytes	Result		RL	DF	Date Analyzed
Surrogates	**REC (%)**	**Qualifiers**	**Limits**		
Dibromofluoromethane	92		78-146		05/25/2019 05:26
Toluene-d8	79	S	85-138		05/25/2019 05:26
4-BFB	90		76-137		05/25/2019 05:26

Analyst(s): TK

Analytical Comments: c2,b1

McCampbell Analytical, Inc.
"When Quality Counts"

1534 Willow Pass Road, Pittsburg, CA 94565-1701
Toll Free Telephone: (877) 252-9262 / Fax: (925) 252-9269
http://www.mccampbell.com / E-mail: main@mccampbell.com

Analytical Report

Client:	Farallon Consulting	**WorkOrder:**	1905D23
Date Received:	5/23/19 20:00	**Extraction Method:**	SW3550B/3640A
Date Prepared:	5/24/19	**Analytical Method:**	SW8270C
Project:	2250-001; 1055 Commercial Ct.	**Unit:**	mg/Kg

Semi-Volatile Organics (Low Level) with GPC Cleanup

Client ID	Lab ID	Matrix	Date Collected	Instrument	Batch ID
F-1 (2')	1905D23-001A	Soil	05/23/2019 07:25	GC21 06031925.D	178502

Analytes	Result	Qualifiers	RL	DF	Date Analyzed
Acenaphthene	ND		0.0026	2	06/03/2019 20:23
Acenaphthylene	**0.0057**		0.0026	2	06/03/2019 20:23
Acetochlor	ND		0.50	2	06/03/2019 20:23
Anthracene	**0.0097**		0.0026	2	06/03/2019 20:23
Benzidine	ND		2.5	2	06/03/2019 20:23
Benzo (a) anthracene	**0.025**		0.010	2	06/03/2019 20:23
Benzo (a) pyrene	**0.022**		0.0050	2	06/03/2019 20:23
Benzo (b) fluoranthene	**0.020**		0.0026	2	06/03/2019 20:23
Benzo (g,h,i) perylene	**0.031**		0.0050	2	06/03/2019 20:23
Benzo (k) fluoranthene	**0.014**		0.0026	2	06/03/2019 20:23
Benzyl Alcohol	ND		2.5	2	06/03/2019 20:23
1,1-Biphenyl	ND		0.026	2	06/03/2019 20:23
Bis (2-chloroethoxy) Methane	ND		0.50	2	06/03/2019 20:23
Bis (2-chloroethyl) Ether	ND		0.0050	2	06/03/2019 20:23
Bis (2-chloroisopropyl) Ether	ND		0.0050	2	06/03/2019 20:23
Bis (2-ethylhexyl) Adipate	ND		1.0	2	06/03/2019 20:23
Bis (2-ethylhexyl) Phthalate	**0.052**		0.010	2	06/03/2019 20:23
4-Bromophenyl Phenyl Ether	ND		0.50	2	06/03/2019 20:23
Butylbenzyl Phthalate	ND		0.050	2	06/03/2019 20:23
4-Chloroaniline	ND		0.0050	2	06/03/2019 20:23
4-Chloro-3-methylphenol	ND		0.50	2	06/03/2019 20:23
2-Chloronaphthalene	ND		0.50	2	06/03/2019 20:23
2-Chlorophenol	ND		0.010	2	06/03/2019 20:23
4-Chlorophenyl Phenyl Ether	ND		0.50	2	06/03/2019 20:23
Chrysene	**0.028**		0.0050	2	06/03/2019 20:23
Dibenzo (a,h) anthracene	**0.0077**	B	0.0050	2	06/03/2019 20:23
Dibenzofuran	ND		0.50	2	06/03/2019 20:23
Di-n-butyl Phthalate	**0.011**		0.0050	2	06/03/2019 20:23
1,2-Dichlorobenzene	ND		0.50	2	06/03/2019 20:23
1,3-Dichlorobenzene	ND		0.50	2	06/03/2019 20:23
1,4-Dichlorobenzene	ND		0.50	2	06/03/2019 20:23
3,3-Dichlorobenzidine	ND		0.0050	2	06/03/2019 20:23
2,4-Dichlorophenol	ND		0.026	2	06/03/2019 20:23
Diethyl Phthalate	ND		0.010	2	06/03/2019 20:23
2,4-Dimethylphenol	ND		0.50	2	06/03/2019 20:23
Dimethyl Phthalate	ND		0.0050	2	06/03/2019 20:23
4,6-Dinitro-2-methylphenol	ND		2.5	2	06/03/2019 20:23

(Cont.)

McCampbell Analytical, Inc.
"When Quality Counts"

1534 Willow Pass Road, Pittsburg, CA 94565-1701
Toll Free Telephone: (877) 252-9262 / Fax: (925) 252-9269
http://www.mccampbell.com / E-mail: main@mccampbell.com

Analytical Report

Client:	Farallon Consulting	**WorkOrder:**	1905D23
Date Received:	5/23/19 20:00	**Extraction Method:**	SW3550B/3640A
Date Prepared:	5/24/19	**Analytical Method:**	SW8270C
Project:	2250-001; 1055 Commercial Ct.	**Unit:**	mg/Kg

Semi-Volatile Organics (Low Level) with GPC Cleanup

Client ID	Lab ID	Matrix	Date Collected	Instrument	Batch ID
F-1 (2')	1905D23-001A	Soil	05/23/2019 07:25	GC21 06031925.D	178502

Analytes	Result	Qualifiers	RL	DF	Date Analyzed
2,4-Dinitrophenol	ND		0.26	2	06/03/2019 20:23
2,4-Dinitrotoluene	ND		0.013	2	06/03/2019 20:23
2,6-Dinitrotoluene	ND		0.0050	2	06/03/2019 20:23
Di-n-octyl Phthalate	ND		0.010	2	06/03/2019 20:23
1,2-Diphenylhydrazine	ND		0.50	2	06/03/2019 20:23
Fluoranthene	**0.046**		0.0026	2	06/03/2019 20:23
Fluorene	ND		0.0050	2	06/03/2019 20:23
Hexachlorobenzene	ND		0.0026	2	06/03/2019 20:23
Hexachlorobutadiene	ND		0.0050	2	06/03/2019 20:23
Hexachlorocyclopentadiene	ND		4.0	2	06/03/2019 20:23
Hexachloroethane	ND		0.0050	2	06/03/2019 20:23
Indeno (1,2,3-cd) pyrene	**0.016**		0.0050	2	06/03/2019 20:23
Isophorone	ND		0.50	2	06/03/2019 20:23
2-Methylnaphthalene	**0.0074**		0.0050	2	06/03/2019 20:23
2-Methylphenol (o-Cresol)	ND		1.0	2	06/03/2019 20:23
3 & 4-Methylphenol (m,p-Cresol)	ND		0.50	2	06/03/2019 20:23
Naphthalene	**0.0032**		0.0026	2	06/03/2019 20:23
2-Nitroaniline	ND		2.5	2	06/03/2019 20:23
3-Nitroaniline	ND		2.5	2	06/03/2019 20:23
4-Nitroaniline	ND		2.5	2	06/03/2019 20:23
Nitrobenzene	ND		0.50	2	06/03/2019 20:23
2-Nitrophenol	ND		2.5	2	06/03/2019 20:23
4-Nitrophenol	ND		2.5	2	06/03/2019 20:23
N-Nitrosodiphenylamine	ND		0.50	2	06/03/2019 20:23
N-Nitrosodi-n-propylamine	ND		0.50	2	06/03/2019 20:23
Pentachlorophenol	ND		0.063	2	06/03/2019 20:23
Phenanthrene	**0.024**		0.010	2	06/03/2019 20:23
Phenol	ND		0.010	2	06/03/2019 20:23
Pyrene	**0.039**		0.0050	2	06/03/2019 20:23
Pyridine	ND		0.50	2	06/03/2019 20:23
1,2,4-Trichlorobenzene	ND		0.50	2	06/03/2019 20:23
2,4,5-Trichlorophenol	ND		0.0050	2	06/03/2019 20:23
2,4,6-Trichlorophenol	ND		0.026	2	06/03/2019 20:23

(Cont.)

McCampbell Analytical, Inc.
"When Quality Counts"

1534 Willow Pass Road, Pittsburg, CA 94565-1701
Toll Free Telephone: (877) 252-9262 / Fax: (925) 252-9269
http://www.mccampbell.com / E-mail: main@mccampbell.com

Analytical Report

Client:	Farallon Consulting	**WorkOrder:**	1905D23
Date Received:	5/23/19 20:00	**Extraction Method:**	SW3550B/3640A
Date Prepared:	5/24/19	**Analytical Method:**	SW8270C
Project:	2250-001; 1055 Commercial Ct.	**Unit:**	mg/Kg

Semi-Volatile Organics (Low Level) with GPC Cleanup

Client ID	Lab ID	Matrix	Date Collected	Instrument	Batch ID
F-1 (2')	1905D23-001A	Soil	05/23/2019 07:25	GC21 06031925.D	178502

Analytes	Result	Qualifiers	RL	DF	Date Analyzed
Surrogates	**REC (%)**	**Qualifiers**	**Limits**		
2-Fluorophenol	73		30-167		06/03/2019 20:23
Phenol-d5	57	S	58-149		06/03/2019 20:23
Nitrobenzene-d5	65		54-137		06/03/2019 20:23
2-Fluorobiphenyl	73		59-113		06/03/2019 20:23
2,4,6-Tribromophenol	60		21-171		06/03/2019 20:23
4-Terphenyl-d14	82		65-126		06/03/2019 20:23

Analyst(s): REB Analytical Comments: c2

(Cont.)

McCampbell Analytical, Inc.
"When Quality Counts"

1534 Willow Pass Road, Pittsburg, CA 94565-1701
Toll Free Telephone: (877) 252-9262 / Fax: (925) 252-9269
http://www.mccampbell.com / E-mail: main@mccampbell.com

Analytical Report

Client:	Farallon Consulting	**WorkOrder:**	1905D23
Date Received:	5/23/19 20:00	**Extraction Method:**	SW3550B/3640A
Date Prepared:	5/24/19	**Analytical Method:**	SW8270C
Project:	2250-001; 1055 Commercial Ct.	**Unit:**	mg/Kg

Semi-Volatile Organics (Low Level) with GPC Cleanup

Client ID	Lab ID	Matrix	Date Collected	Instrument	Batch ID
F-2 (2')	1905D23-006A	Soil	05/23/2019 10:15	GC21 06031926.D	178502

Analytes	Result	RL	DF	Date Analyzed
Acenaphthene	**0.061**	0.0026	2	06/03/2019 20:50
Acenaphthylene	**0.038**	0.0026	2	06/03/2019 20:50
Acetochlor	ND	0.50	2	06/03/2019 20:50
Anthracene	**0.10**	0.0026	2	06/03/2019 20:50
Benzidine	ND	2.5	2	06/03/2019 20:50
Benzo (a) anthracene	**0.27**	0.010	2	06/03/2019 20:50
Benzo (a) pyrene	**0.15**	0.0050	2	06/03/2019 20:50
Benzo (b) fluoranthene	**0.14**	0.0026	2	06/03/2019 20:50
Benzo (g,h,i) perylene	**0.078**	0.0050	2	06/03/2019 20:50
Benzo (k) fluoranthene	**0.10**	0.0026	2	06/03/2019 20:50
Benzyl Alcohol	ND	2.5	2	06/03/2019 20:50
1,1-Biphenyl	ND	0.026	2	06/03/2019 20:50
Bis (2-chloroethoxy) Methane	ND	0.50	2	06/03/2019 20:50
Bis (2-chloroethyl) Ether	ND	0.0050	2	06/03/2019 20:50
Bis (2-chloroisopropyl) Ether	ND	0.0050	2	06/03/2019 20:50
Bis (2-ethylhexyl) Adipate	ND	1.0	2	06/03/2019 20:50
Bis (2-ethylhexyl) Phthalate	**0.034**	0.010	2	06/03/2019 20:50
4-Bromophenyl Phenyl Ether	ND	0.50	2	06/03/2019 20:50
Butylbenzyl Phthalate	ND	0.050	2	06/03/2019 20:50
4-Chloroaniline	ND	0.0050	2	06/03/2019 20:50
4-Chloro-3-methylphenol	ND	0.50	2	06/03/2019 20:50
2-Chloronaphthalene	ND	0.50	2	06/03/2019 20:50
2-Chlorophenol	ND	0.010	2	06/03/2019 20:50
4-Chlorophenyl Phenyl Ether	ND	0.50	2	06/03/2019 20:50
Chrysene	**0.29**	0.0050	2	06/03/2019 20:50
Dibenzo (a,h) anthracene	**0.021**	0.0050	2	06/03/2019 20:50
Dibenzofuran	ND	0.50	2	06/03/2019 20:50
Di-n-butyl Phthalate	ND	0.0050	2	06/03/2019 20:50
1,2-Dichlorobenzene	ND	0.50	2	06/03/2019 20:50
1,3-Dichlorobenzene	ND	0.50	2	06/03/2019 20:50
1,4-Dichlorobenzene	ND	0.50	2	06/03/2019 20:50
3,3-Dichlorobenzidine	ND	0.0050	2	06/03/2019 20:50
2,4-Dichlorophenol	ND	0.026	2	06/03/2019 20:50
Diethyl Phthalate	ND	0.010	2	06/03/2019 20:50
2,4-Dimethylphenol	ND	0.50	2	06/03/2019 20:50
Dimethyl Phthalate	ND	0.0050	2	06/03/2019 20:50
4,6-Dinitro-2-methylphenol	ND	2.5	2	06/03/2019 20:50

(Cont.)

McCampbell Analytical, Inc.
"When Quality Counts"

1534 Willow Pass Road, Pittsburg, CA 94565-1701
Toll Free Telephone: (877) 252-9262 / Fax: (925) 252-9269
http://www.mccampbell.com / E-mail: main@mccampbell.com

Analytical Report

Client:	Farallon Consulting	**WorkOrder:**	1905D23
Date Received:	5/23/19 20:00	**Extraction Method:**	SW3550B/3640A
Date Prepared:	5/24/19	**Analytical Method:**	SW8270C
Project:	2250-001; 1055 Commercial Ct.	**Unit:**	mg/Kg

Semi-Volatile Organics (Low Level) with GPC Cleanup

Client ID	Lab ID	Matrix	Date Collected	Instrument	Batch ID
F-2 (2')	1905D23-006A	Soil	05/23/2019 10:15	GC21 06031926.D	178502

Analytes	Result	RL	DF	Date Analyzed
2,4-Dinitrophenol	ND	0.26	2	06/03/2019 20:50
2,4-Dinitrotoluene	ND	0.013	2	06/03/2019 20:50
2,6-Dinitrotoluene	ND	0.0050	2	06/03/2019 20:50
Di-n-octyl Phthalate	ND	0.010	2	06/03/2019 20:50
1,2-Diphenylhydrazine	ND	0.50	2	06/03/2019 20:50
Fluoranthene	**0.53**	0.0026	2	06/03/2019 20:50
Fluorene	**0.043**	0.0050	2	06/03/2019 20:50
Hexachlorobenzene	ND	0.0026	2	06/03/2019 20:50
Hexachlorobutadiene	ND	0.0050	2	06/03/2019 20:50
Hexachlorocyclopentadiene	ND	4.0	2	06/03/2019 20:50
Hexachloroethane	ND	0.0050	2	06/03/2019 20:50
Indeno (1,2,3-cd) pyrene	**0.062**	0.0050	2	06/03/2019 20:50
Isophorone	ND	0.50	2	06/03/2019 20:50
2-Methylnaphthalene	**0.023**	0.0050	2	06/03/2019 20:50
2-Methylphenol (o-Cresol)	ND	1.0	2	06/03/2019 20:50
3 & 4-Methylphenol (m,p-Cresol)	ND	0.50	2	06/03/2019 20:50
Naphthalene	**0.0030**	0.0026	2	06/03/2019 20:50
2-Nitroaniline	ND	2.5	2	06/03/2019 20:50
3-Nitroaniline	ND	2.5	2	06/03/2019 20:50
4-Nitroaniline	ND	2.5	2	06/03/2019 20:50
Nitrobenzene	ND	0.50	2	06/03/2019 20:50
2-Nitrophenol	ND	2.5	2	06/03/2019 20:50
4-Nitrophenol	ND	2.5	2	06/03/2019 20:50
N-Nitrosodiphenylamine	ND	0.50	2	06/03/2019 20:50
N-Nitrosodi-n-propylamine	ND	0.50	2	06/03/2019 20:50
Pentachlorophenol	ND	0.063	2	06/03/2019 20:50
Phenanthrene	**0.35**	0.010	2	06/03/2019 20:50
Phenol	ND	0.010	2	06/03/2019 20:50
Pyrene	**0.30**	0.0050	2	06/03/2019 20:50
Pyridine	ND	0.50	2	06/03/2019 20:50
1,2,4-Trichlorobenzene	ND	0.50	2	06/03/2019 20:50
2,4,5-Trichlorophenol	ND	0.0050	2	06/03/2019 20:50
2,4,6-Trichlorophenol	ND	0.026	2	06/03/2019 20:50

(Cont.)

McCampbell Analytical, Inc.
"When Quality Counts"

1534 Willow Pass Road, Pittsburg, CA 94565-1701
Toll Free Telephone: (877) 252-9262 / Fax: (925) 252-9269
http://www.mccampbell.com / E-mail: main@mccampbell.com

Analytical Report

Client:	Farallon Consulting	**WorkOrder:**	1905D23
Date Received:	5/23/19 20:00	**Extraction Method:**	SW3550B/3640A
Date Prepared:	5/24/19	**Analytical Method:**	SW8270C
Project:	2250-001; 1055 Commercial Ct.	**Unit:**	mg/Kg

Semi-Volatile Organics (Low Level) with GPC Cleanup

Client ID	Lab ID	Matrix	Date Collected	Instrument	Batch ID
F-2 (2')	1905D23-006A	Soil	05/23/2019 10:15	GC21 06031926.D	178502

Analytes	Result		RL	DF	Date Analyzed
Surrogates	**REC (%)**	**Qualifiers**	**Limits**		
2-Fluorophenol	70		30-167		06/03/2019 20:50
Phenol-d5	72		58-149		06/03/2019 20:50
Nitrobenzene-d5	71		54-137		06/03/2019 20:50
2-Fluorobiphenyl	70		59-113		06/03/2019 20:50
2,4,6-Tribromophenol	8	S	21-171		06/03/2019 20:50
4-Terphenyl-d14	86		65-126		06/03/2019 20:50

Analyst(s): REB Analytical Comments: c2

(Cont.)

McCampbell Analytical, Inc.
"When Quality Counts"

1534 Willow Pass Road, Pittsburg, CA 94565-1701
Toll Free Telephone: (877) 252-9262 / Fax: (925) 252-9269
http://www.mccampbell.com / E-mail: main@mccampbell.com

Analytical Report

Client:	Farallon Consulting	**WorkOrder:**	1905D23
Date Received:	5/23/19 20:00	**Extraction Method:**	SW3550B/3640A
Date Prepared:	5/24/19	**Analytical Method:**	SW8270C
Project:	2250-001; 1055 Commercial Ct.	**Unit:**	mg/Kg

Semi-Volatile Organics (Low Level) with GPC Cleanup

Client ID	Lab ID	Matrix	Date Collected	Instrument	Batch ID
F-5 (2')	1905D23-011A	Soil	05/23/2019 13:15	GC21 06031927.D	178502

Analytes	Result	Qualifiers	RL	DF	Date Analyzed
Acenaphthene	ND		0.0013	1	06/03/2019 21:18
Acenaphthylene	ND		0.0013	1	06/03/2019 21:18
Acetochlor	ND		0.25	1	06/03/2019 21:18
Anthracene	ND		0.0013	1	06/03/2019 21:18
Benzidine	ND		1.2	1	06/03/2019 21:18
Benzo (a) anthracene	**0.0060**		0.0050	1	06/03/2019 21:18
Benzo (a) pyrene	**0.0044**		0.0025	1	06/03/2019 21:18
Benzo (b) fluoranthene	**0.0061**		0.0013	1	06/03/2019 21:18
Benzo (g,h,i) perylene	**0.017**		0.0025	1	06/03/2019 21:18
Benzo (k) fluoranthene	**0.0029**		0.0013	1	06/03/2019 21:18
Benzyl Alcohol	ND		1.2	1	06/03/2019 21:18
1,1-Biphenyl	ND		0.013	1	06/03/2019 21:18
Bis (2-chloroethoxy) Methane	ND		0.25	1	06/03/2019 21:18
Bis (2-chloroethyl) Ether	ND		0.0025	1	06/03/2019 21:18
Bis (2-chloroisopropyl) Ether	ND		0.0025	1	06/03/2019 21:18
Bis (2-ethylhexyl) Adipate	ND		0.50	1	06/03/2019 21:18
Bis (2-ethylhexyl) Phthalate	**0.025**		0.0050	1	06/03/2019 21:18
4-Bromophenyl Phenyl Ether	ND		0.25	1	06/03/2019 21:18
Butylbenzyl Phthalate	ND		0.025	1	06/03/2019 21:18
4-Chloroaniline	ND		0.0025	1	06/03/2019 21:18
4-Chloro-3-methylphenol	ND		0.25	1	06/03/2019 21:18
2-Chloronaphthalene	ND		0.25	1	06/03/2019 21:18
2-Chlorophenol	ND		0.0050	1	06/03/2019 21:18
4-Chlorophenyl Phenyl Ether	ND		0.25	1	06/03/2019 21:18
Chrysene	**0.014**		0.0025	1	06/03/2019 21:18
Dibenzo (a,h) anthracene	**0.0036**	B	0.0025	1	06/03/2019 21:18
Dibenzofuran	ND		0.25	1	06/03/2019 21:18
Di-n-butyl Phthalate	**0.0041**		0.0025	1	06/03/2019 21:18
1,2-Dichlorobenzene	ND		0.25	1	06/03/2019 21:18
1,3-Dichlorobenzene	ND		0.25	1	06/03/2019 21:18
1,4-Dichlorobenzene	ND		0.25	1	06/03/2019 21:18
3,3-Dichlorobenzidine	ND		0.0025	1	06/03/2019 21:18
2,4-Dichlorophenol	ND		0.013	1	06/03/2019 21:18
Diethyl Phthalate	ND		0.0050	1	06/03/2019 21:18
2,4-Dimethylphenol	ND		0.25	1	06/03/2019 21:18
Dimethyl Phthalate	ND		0.0025	1	06/03/2019 21:18
4,6-Dinitro-2-methylphenol	ND		1.2	1	06/03/2019 21:18

(Cont.)

McCampbell Analytical, Inc.
"When Quality Counts"

1534 Willow Pass Road, Pittsburg, CA 94565-1701
Toll Free Telephone: (877) 252-9262 / Fax: (925) 252-9269
http://www.mccampbell.com / E-mail: main@mccampbell.com

Analytical Report

Client:	Farallon Consulting	**WorkOrder:**	1905D23
Date Received:	5/23/19 20:00	**Extraction Method:**	SW3550B/3640A
Date Prepared:	5/24/19	**Analytical Method:**	SW8270C
Project:	2250-001; 1055 Commercial Ct.	**Unit:**	mg/Kg

Semi-Volatile Organics (Low Level) with GPC Cleanup

Client ID	Lab ID	Matrix	Date Collected	Instrument	Batch ID
F-5 (2')	1905D23-011A	Soil	05/23/2019 13:15	GC21 06031927.D	178502

Analytes	Result	Qualifiers	RL	DF	Date Analyzed
2,4-Dinitrophenol	ND		0.13	1	06/03/2019 21:18
2,4-Dinitrotoluene	ND		0.0063	1	06/03/2019 21:18
2,6-Dinitrotoluene	ND		0.0025	1	06/03/2019 21:18
Di-n-octyl Phthalate	ND		0.0050	1	06/03/2019 21:18
1,2-Diphenylhydrazine	ND		0.25	1	06/03/2019 21:18
Fluoranthene	**0.0086**		0.0013	1	06/03/2019 21:18
Fluorene	ND		0.0025	1	06/03/2019 21:18
Hexachlorobenzene	ND		0.0013	1	06/03/2019 21:18
Hexachlorobutadiene	ND		0.0025	1	06/03/2019 21:18
Hexachlorocyclopentadiene	ND		2.0	1	06/03/2019 21:18
Hexachloroethane	ND		0.0025	1	06/03/2019 21:18
Indeno (1,2,3-cd) pyrene	**0.0060**		0.0025	1	06/03/2019 21:18
Isophorone	ND		0.25	1	06/03/2019 21:18
2-Methylnaphthalene	**0.0029**		0.0025	1	06/03/2019 21:18
2-Methylphenol (o-Cresol)	ND		0.50	1	06/03/2019 21:18
3 & 4-Methylphenol (m,p-Cresol)	ND		0.25	1	06/03/2019 21:18
Naphthalene	**0.0021**		0.0013	1	06/03/2019 21:18
2-Nitroaniline	ND		1.2	1	06/03/2019 21:18
3-Nitroaniline	ND		1.2	1	06/03/2019 21:18
4-Nitroaniline	ND		1.2	1	06/03/2019 21:18
Nitrobenzene	ND		0.25	1	06/03/2019 21:18
2-Nitrophenol	ND		1.2	1	06/03/2019 21:18
4-Nitrophenol	ND		1.2	1	06/03/2019 21:18
N-Nitrosodiphenylamine	ND		0.25	1	06/03/2019 21:18
N-Nitrosodi-n-propylamine	ND		0.25	1	06/03/2019 21:18
Pentachlorophenol	ND		0.031	1	06/03/2019 21:18
Phenanthrene	**0.0060**		0.0050	1	06/03/2019 21:18
Phenol	ND		0.0050	1	06/03/2019 21:18
Pyrene	**0.010**		0.0025	1	06/03/2019 21:18
Pyridine	ND		0.25	1	06/03/2019 21:18
1,2,4-Trichlorobenzene	ND		0.25	1	06/03/2019 21:18
2,4,5-Trichlorophenol	ND		0.0025	1	06/03/2019 21:18
2,4,6-Trichlorophenol	ND		0.013	1	06/03/2019 21:18

(Cont.)

McCampbell Analytical, Inc.
"When Quality Counts"

1534 Willow Pass Road, Pittsburg, CA 94565-1701
Toll Free Telephone: (877) 252-9262 / Fax: (925) 252-9269
http://www.mccampbell.com / E-mail: main@mccampbell.com

Analytical Report

Client:	Farallon Consulting	**WorkOrder:**	1905D23
Date Received:	5/23/19 20:00	**Extraction Method:**	SW3550B/3640A
Date Prepared:	5/24/19	**Analytical Method:**	SW8270C
Project:	2250-001; 1055 Commercial Ct.	**Unit:**	mg/Kg

Semi-Volatile Organics (Low Level) with GPC Cleanup

Client ID	Lab ID	Matrix	Date Collected	Instrument	Batch ID
F-5 (2')	1905D23-011A	Soil	05/23/2019 13:15	GC21 06031927.D	178502

Analytes	Result	Qualifiers	RL	DF	Date Analyzed
Surrogates	**REC (%)**		**Limits**		
2-Fluorophenol	77		30-167		06/03/2019 21:18
Phenol-d5	74		58-149		06/03/2019 21:18
Nitrobenzene-d5	80		54-137		06/03/2019 21:18
2-Fluorobiphenyl	75		59-113		06/03/2019 21:18
2,4,6-Tribromophenol	67		21-171		06/03/2019 21:18
4-Terphenyl-d14	85		65-126		06/03/2019 21:18

Analyst(s): REB

McCampbell Analytical, Inc.
"When Quality Counts"

1534 Willow Pass Road, Pittsburg, CA 94565-1701
Toll Free Telephone: (877) 252-9262 / Fax: (925) 252-9269
http://www.mccampbell.com / E-mail: main@mccampbell.com

Analytical Report

Client:	Farallon Consulting	**WorkOrder:**	1905D23
Date Received:	5/23/19 20:00	**Extraction Method:**	SW3640Am
Date Prepared:	5/29/19	**Analytical Method:**	SW8270C
Project:	2250-001; 1055 Commercial Ct.	**Unit:**	µg/L

Semi-Volatile Organics

Client ID	Lab ID	Matrix	Date Collected	Instrument	Batch ID
F-2	1905D23-007D	Water	05/23/2019 11:15	GC21 05301942.D	178699

Analytes	Result	RL	DF	Date Analyzed
Acenaphthene	ND	0.055	5	05/31/2019 03:45
Acenaphthylene	ND	0.055	5	05/31/2019 03:45
Acetochlor	ND	11	5	05/31/2019 03:45
Anthracene	ND	0.055	5	05/31/2019 03:45
Benzidine	ND	28	5	05/31/2019 03:45
Benzo (a) anthracene	ND	0.11	5	05/31/2019 03:45
Benzo (a) pyrene	ND	0.055	5	05/31/2019 03:45
Benzo (b) fluoranthene	ND	0.028	5	05/31/2019 03:45
Benzo (g,h,i) perylene	ND	0.11	5	05/31/2019 03:45
Benzo (k) fluoranthene	ND	0.055	5	05/31/2019 03:45
Benzyl Alcohol	ND	28	5	05/31/2019 03:45
1,1-Biphenyl	ND	0.28	5	05/31/2019 03:45
Bis (2-chloroethoxy) Methane	ND	5.5	5	05/31/2019 03:45
Bis (2-chloroethyl) Ether	ND	0.028	5	05/31/2019 03:45
Bis (2-chloroisopropyl) Ether	ND	0.055	5	05/31/2019 03:45
Bis (2-ethylhexyl) Adipate	ND	17	5	05/31/2019 03:45
Bis (2-ethylhexyl) Phthalate	**17**	0.22	5	05/31/2019 03:45
4-Bromophenyl Phenyl Ether	ND	5.5	5	05/31/2019 03:45
Butylbenzyl Phthalate	ND	11	5	05/31/2019 03:45
4-Chloroaniline	ND	0.11	5	05/31/2019 03:45
4-Chloro-3-methylphenol	ND	5.5	5	05/31/2019 03:45
2-Chloronaphthalene	ND	5.5	5	05/31/2019 03:45
2-Chlorophenol	ND	0.11	5	05/31/2019 03:45
4-Chlorophenyl Phenyl Ether	ND	5.5	5	05/31/2019 03:45
Chrysene	ND	0.055	5	05/31/2019 03:45
Dibenzo (a,h) anthracene	ND	0.055	5	05/31/2019 03:45
Dibenzofuran	ND	5.5	5	05/31/2019 03:45
Di-n-butyl Phthalate	ND	0.11	5	05/31/2019 03:45
1,2-Dichlorobenzene	ND	11	5	05/31/2019 03:45
1,3-Dichlorobenzene	ND	11	5	05/31/2019 03:45
1,4-Dichlorobenzene	ND	11	5	05/31/2019 03:45
3,3-Dichlorobenzidine	ND	0.11	5	05/31/2019 03:45
2,4-Dichlorophenol	ND	0.055	5	05/31/2019 03:45
Diethyl Phthalate	ND	0.11	5	05/31/2019 03:45
2,4-Dimethylphenol	ND	5.5	5	05/31/2019 03:45
Dimethyl Phthalate	ND	0.11	5	05/31/2019 03:45
4,6-Dinitro-2-methylphenol	ND	28	5	05/31/2019 03:45

(Cont.)

McCampbell Analytical, Inc.
"When Quality Counts"

1534 Willow Pass Road, Pittsburg, CA 94565-1701
Toll Free Telephone: (877) 252-9262 / Fax: (925) 252-9269
http://www.mccampbell.com / E-mail: main@mccampbell.com

Analytical Report

Client:	Farallon Consulting	**WorkOrder:**	1905D23
Date Received:	5/23/19 20:00	**Extraction Method:**	SW3640Am
Date Prepared:	5/29/19	**Analytical Method:**	SW8270C
Project:	2250-001; 1055 Commercial Ct.	**Unit:**	µg/L

Semi-Volatile Organics

Client ID	Lab ID	Matrix	Date Collected	Instrument	Batch ID
F-2	1905D23-007D	Water	05/23/2019 11:15	GC21 05301942.D	178699

Analytes	Result	RL	DF	Date Analyzed
2,4-Dinitrophenol	ND	2.8	5	05/31/2019 03:45
2,4-Dinitrotoluene	ND	0.14	5	05/31/2019 03:45
2,6-Dinitrotoluene	ND	0.055	5	05/31/2019 03:45
Di-n-octyl Phthalate	ND	0.69	5	05/31/2019 03:45
1,2-Diphenylhydrazine	ND	5.5	5	05/31/2019 03:45
Fluoranthene	ND	0.055	5	05/31/2019 03:45
Fluorene	ND	0.055	5	05/31/2019 03:45
Hexachlorobenzene	ND	0.028	5	05/31/2019 03:45
Hexachlorobutadiene	ND	0.055	5	05/31/2019 03:45
Hexachlorocyclopentadiene	ND	28	5	05/31/2019 03:45
Hexachloroethane	ND	0.055	5	05/31/2019 03:45
Indeno (1,2,3-cd) pyrene	ND	0.11	5	05/31/2019 03:45
Isophorone	ND	5.5	5	05/31/2019 03:45
2-Methylnaphthalene	ND	0.055	5	05/31/2019 03:45
2-Methylphenol (o-Cresol)	ND	5.5	5	05/31/2019 03:45
3 & 4-Methylphenol (m,p-Cresol)	ND	5.5	5	05/31/2019 03:45
Naphthalene	ND	0.055	5	05/31/2019 03:45
2-Nitroaniline	ND	28	5	05/31/2019 03:45
3-Nitroaniline	ND	28	5	05/31/2019 03:45
4-Nitroaniline	ND	28	5	05/31/2019 03:45
Nitrobenzene	ND	5.5	5	05/31/2019 03:45
2-Nitrophenol	ND	28	5	05/31/2019 03:45
4-Nitrophenol	ND	28	5	05/31/2019 03:45
N-Nitrosodiphenylamine	**74**	5.5	5	05/31/2019 03:45
N-Nitrosodi-n-propylamine	ND	5.5	5	05/31/2019 03:45
Pentachlorophenol	ND	1.4	5	05/31/2019 03:45
Phenanthrene	**0.57**	0.11	5	05/31/2019 03:45
Phenol	**0.77**	0.11	5	05/31/2019 03:45
Pyrene	**0.50**	0.11	5	05/31/2019 03:45
Pyridine	ND	5.5	5	05/31/2019 03:45
1,2,4-Trichlorobenzene	ND	5.5	5	05/31/2019 03:45
2,4,5-Trichlorophenol	ND	0.28	5	05/31/2019 03:45
2,4,6-Trichlorophenol	ND	0.28	5	05/31/2019 03:45
1-Methylnaphthalene	**0.84**	0.055	5	05/31/2019 03:45

(Cont.)

McCampbell Analytical, Inc.
"When Quality Counts"

1534 Willow Pass Road, Pittsburg, CA 94565-1701
Toll Free Telephone: (877) 252-9262 / Fax: (925) 252-9269
http://www.mccampbell.com / E-mail: main@mccampbell.com

Analytical Report

Client:	Farallon Consulting	**WorkOrder:**	1905D23
Date Received:	5/23/19 20:00	**Extraction Method:**	SW3640Am
Date Prepared:	5/29/19	**Analytical Method:**	SW8270C
Project:	2250-001; 1055 Commercial Ct.	**Unit:**	µg/L

Semi-Volatile Organics

Client ID	Lab ID	Matrix	Date Collected	Instrument	Batch ID
F-2	1905D23-007D	Water	05/23/2019 11:15	GC21 05301942.D	178699

Analytes	Result		RL	DF	Date Analyzed
Surrogates	**REC (%)**	**Qualifiers**	**Limits**		
2-Fluorophenol	65		8-130		05/31/2019 03:45
Phenol-d5	59		5-130		05/31/2019 03:45
Nitrobenzene-d5	106		20-140		05/31/2019 03:45
2-Fluorobiphenyl	96		40-140		05/31/2019 03:45
2,4,6-Tribromophenol	252	S	16-180		05/31/2019 03:45
4-Terphenyl-d14	111		40-170		05/31/2019 03:45

Analyst(s): REB Analytical Comments: a19,c4,b1

(Cont.)

McCampbell Analytical, Inc.
"When Quality Counts"

1534 Willow Pass Road, Pittsburg, CA 94565-1701
Toll Free Telephone: (877) 252-9262 / Fax: (925) 252-9269
http://www.mccampbell.com / E-mail: main@mccampbell.com

Analytical Report

Client:	Farallon Consulting	**WorkOrder:**	1905D23
Date Received:	5/23/19 20:00	**Extraction Method:**	SW3640Am
Date Prepared:	5/29/19	**Analytical Method:**	SW8270C
Project:	2250-001; 1055 Commercial Ct.	**Unit:**	µg/L

Semi-Volatile Organics

Client ID	Lab ID	Matrix	Date Collected	Instrument	Batch ID
F-5	1905D23-012D	Water	05/23/2019 13:55	GC21 05301939.D	178699

Analytes	Result	RL	DF	Date Analyzed
Acenaphthene	ND	0.021	2	05/31/2019 02:24
Acenaphthylene	ND	0.021	2	05/31/2019 02:24
Acetochlor	ND	4.3	2	05/31/2019 02:24
Anthracene	ND	0.021	2	05/31/2019 02:24
Benzidine	ND	11	2	05/31/2019 02:24
Benzo (a) anthracene	**0.046**	0.043	2	05/31/2019 02:24
Benzo (a) pyrene	ND	0.021	2	05/31/2019 02:24
Benzo (b) fluoranthene	**0.013**	0.011	2	05/31/2019 02:24
Benzo (g,h,i) perylene	ND	0.043	2	05/31/2019 02:24
Benzo (k) fluoranthene	ND	0.021	2	05/31/2019 02:24
Benzyl Alcohol	ND	11	2	05/31/2019 02:24
1,1-Biphenyl	ND	0.11	2	05/31/2019 02:24
Bis (2-chloroethoxy) Methane	ND	2.1	2	05/31/2019 02:24
Bis (2-chloroethyl) Ether	ND	0.011	2	05/31/2019 02:24
Bis (2-chloroisopropyl) Ether	ND	0.021	2	05/31/2019 02:24
Bis (2-ethylhexyl) Adipate	ND	6.4	2	05/31/2019 02:24
Bis (2-ethylhexyl) Phthalate	**3.4**	0.085	2	05/31/2019 02:24
4-Bromophenyl Phenyl Ether	ND	2.1	2	05/31/2019 02:24
Butylbenzyl Phthalate	ND	4.3	2	05/31/2019 02:24
4-Chloroaniline	ND	0.043	2	05/31/2019 02:24
4-Chloro-3-methylphenol	ND	2.1	2	05/31/2019 02:24
2-Chloronaphthalene	ND	2.1	2	05/31/2019 02:24
2-Chlorophenol	ND	0.043	2	05/31/2019 02:24
4-Chlorophenyl Phenyl Ether	ND	2.1	2	05/31/2019 02:24
Chrysene	**0.062**	0.021	2	05/31/2019 02:24
Dibenzo (a,h) anthracene	ND	0.021	2	05/31/2019 02:24
Dibenzofuran	ND	2.1	2	05/31/2019 02:24
Di-n-butyl Phthalate	ND	0.043	2	05/31/2019 02:24
1,2-Dichlorobenzene	ND	4.3	2	05/31/2019 02:24
1,3-Dichlorobenzene	ND	4.3	2	05/31/2019 02:24
1,4-Dichlorobenzene	ND	4.3	2	05/31/2019 02:24
3,3-Dichlorobenzidine	ND	0.043	2	05/31/2019 02:24
2,4-Dichlorophenol	ND	0.021	2	05/31/2019 02:24
Diethyl Phthalate	ND	0.043	2	05/31/2019 02:24
2,4-Dimethylphenol	ND	2.1	2	05/31/2019 02:24
Dimethyl Phthalate	ND	0.043	2	05/31/2019 02:24
4,6-Dinitro-2-methylphenol	ND	11	2	05/31/2019 02:24

(Cont.)

McCampbell Analytical, Inc.
"When Quality Counts"

1534 Willow Pass Road, Pittsburg, CA 94565-1701
Toll Free Telephone: (877) 252-9262 / Fax: (925) 252-9269
http://www.mccampbell.com / E-mail: main@mccampbell.com

Analytical Report

Client:	Farallon Consulting	**WorkOrder:**	1905D23
Date Received:	5/23/19 20:00	**Extraction Method:**	SW3640Am
Date Prepared:	5/29/19	**Analytical Method:**	SW8270C
Project:	2250-001; 1055 Commercial Ct.	**Unit:**	µg/L

Semi-Volatile Organics

Client ID	Lab ID	Matrix	Date Collected	Instrument	Batch ID
F-5	1905D23-012D	Water	05/23/2019 13:55	GC21 05301939.D	178699

Analytes	Result	RL	DF	Date Analyzed
2,4-Dinitrophenol	ND	1.1	2	05/31/2019 02:24
2,4-Dinitrotoluene	ND	0.053	2	05/31/2019 02:24
2,6-Dinitrotoluene	ND	0.021	2	05/31/2019 02:24
Di-n-octyl Phthalate	ND	0.27	2	05/31/2019 02:24
1,2-Diphenylhydrazine	ND	2.1	2	05/31/2019 02:24
Fluoranthene	ND	0.021	2	05/31/2019 02:24
Fluorene	ND	0.021	2	05/31/2019 02:24
Hexachlorobenzene	ND	0.011	2	05/31/2019 02:24
Hexachlorobutadiene	ND	0.021	2	05/31/2019 02:24
Hexachlorocyclopentadiene	ND	11	2	05/31/2019 02:24
Hexachloroethane	ND	0.021	2	05/31/2019 02:24
Indeno (1,2,3-cd) pyrene	ND	0.043	2	05/31/2019 02:24
Isophorone	ND	2.1	2	05/31/2019 02:24
2-Methylnaphthalene	ND	0.021	2	05/31/2019 02:24
2-Methylphenol (o-Cresol)	ND	2.1	2	05/31/2019 02:24
3 & 4-Methylphenol (m,p-Cresol)	ND	2.1	2	05/31/2019 02:24
Naphthalene	ND	0.021	2	05/31/2019 02:24
2-Nitroaniline	ND	11	2	05/31/2019 02:24
3-Nitroaniline	ND	11	2	05/31/2019 02:24
4-Nitroaniline	ND	11	2	05/31/2019 02:24
Nitrobenzene	ND	2.1	2	05/31/2019 02:24
2-Nitrophenol	ND	11	2	05/31/2019 02:24
4-Nitrophenol	ND	11	2	05/31/2019 02:24
N-Nitrosodiphenylamine	**9.1**	2.1	2	05/31/2019 02:24
N-Nitrosodi-n-propylamine	ND	2.1	2	05/31/2019 02:24
Pentachlorophenol	ND	0.53	2	05/31/2019 02:24
Phenanthrene	**0.65**	0.043	2	05/31/2019 02:24
Phenol	**0.29**	0.043	2	05/31/2019 02:24
Pyrene	**0.17**	0.043	2	05/31/2019 02:24
Pyridine	ND	2.1	2	05/31/2019 02:24
1,2,4-Trichlorobenzene	ND	2.1	2	05/31/2019 02:24
2,4,5-Trichlorophenol	ND	0.11	2	05/31/2019 02:24
2,4,6-Trichlorophenol	ND	0.11	2	05/31/2019 02:24
1-Methylnaphthalene	**1.1**	0.021	2	05/31/2019 02:24

(Cont.)

McCampbell Analytical, Inc.
"When Quality Counts"

1534 Willow Pass Road, Pittsburg, CA 94565-1701
Toll Free Telephone: (877) 252-9262 / Fax: (925) 252-9269
http://www.mccampbell.com / E-mail: main@mccampbell.com

Analytical Report

Client:	Farallon Consulting	**WorkOrder:**	1905D23
Date Received:	5/23/19 20:00	**Extraction Method:**	SW3640Am
Date Prepared:	5/29/19	**Analytical Method:**	SW8270C
Project:	2250-001; 1055 Commercial Ct.	**Unit:**	µg/L

Semi-Volatile Organics

Client ID	Lab ID	Matrix	Date Collected	Instrument	Batch ID
F-5	1905D23-012D	Water	05/23/2019 13:55	GC21 05301939.D	178699

Analytes	Result	RL	DF	Date Analyzed
Surrogates	**REC (%)**	**Limits**		
2-Fluorophenol	59	8-130		05/31/2019 02:24
Phenol-d5	50	5-130		05/31/2019 02:24
Nitrobenzene-d5	66	20-140		05/31/2019 02:24
2-Fluorobiphenyl	66	40-140		05/31/2019 02:24
2,4,6-Tribromophenol	88	16-180		05/31/2019 02:24
4-Terphenyl-d14	88	40-170		05/31/2019 02:24

Analyst(s): REB Analytical Comments: a19,b1

McCampbell Analytical, Inc.
"When Quality Counts"

1534 Willow Pass Road, Pittsburg, CA 94565-1701
Toll Free Telephone: (877) 252-9262 / Fax: (925) 252-9269
http://www.mccampbell.com / E-mail: main@mccampbell.com

Analytical Report

Client:	Farallon Consulting	**WorkOrder:**	1905D23
Date Received:	5/23/19 20:00	**Extraction Method:**	SW3050B
Date Prepared:	5/23/19	**Analytical Method:**	SW6020
Project:	2250-001; 1055 Commercial Ct.	**Unit:**	mg/Kg

CAM / CCR 17 Metals

Client ID	Lab ID	Matrix	Date Collected	Instrument	Batch ID
F-1 (2')	1905D23-001A	Soil	05/23/2019 07:25	ICP-MS3 111SMPL.D	178468

Analytes	Result	RL	DF	Date Analyzed
Antimony	**0.80**	0.50	1	05/29/2019 21:16
Arsenic	**5.0**	0.50	1	05/29/2019 21:16
Barium	**280**	5.0	1	05/29/2019 21:16
Beryllium	ND	0.50	1	05/29/2019 21:16
Cadmium	**0.38**	0.25	1	05/29/2019 21:16
Chromium	**65**	0.50	1	05/29/2019 21:16
Cobalt	**13**	0.50	1	05/29/2019 21:16
Copper	**36**	0.50	1	05/29/2019 21:16
Lead	**81**	0.50	1	05/29/2019 21:16
Mercury	**0.14**	0.050	1	05/29/2019 21:16
Molybdenum	**1.4**	0.50	1	05/29/2019 21:16
Nickel	**120**	0.50	1	05/29/2019 21:16
Selenium	ND	0.50	1	05/29/2019 21:16
Silver	ND	0.50	1	05/29/2019 21:16
Thallium	ND	0.50	1	05/29/2019 21:16
Vanadium	**51**	0.50	1	05/29/2019 21:16
Zinc	**79**	5.0	1	05/29/2019 21:16

Surrogates	REC (%)	Limits	
Terbium	108	70-130	05/29/2019 21:16

Analyst(s): JC

(Cont.)

McCampbell Analytical, Inc.
"When Quality Counts"

1534 Willow Pass Road, Pittsburg, CA 94565-1701
Toll Free Telephone: (877) 252-9262 / Fax: (925) 252-9269
http://www.mccampbell.com / E-mail: main@mccampbell.com

Analytical Report

Client:	Farallon Consulting	**WorkOrder:**	1905D23
Date Received:	5/23/19 20:00	**Extraction Method:**	SW3050B
Date Prepared:	5/23/19	**Analytical Method:**	SW6020
Project:	2250-001; 1055 Commercial Ct.	**Unit:**	mg/Kg

CAM / CCR 17 Metals

Client ID	Lab ID	Matrix	Date Collected	Instrument	Batch ID
F-3 (2')	1905D23-003A	Soil	05/23/2019 08:30	ICP-MS1 044SMPL.D	178490

Analytes	Result	RL	DF	Date Analyzed
Antimony	**0.66**	0.50	1	05/24/2019 12:16
Arsenic	**3.8**	0.50	1	05/24/2019 12:16
Barium	**160**	5.0	1	05/24/2019 12:16
Beryllium	ND	0.50	1	05/24/2019 12:16
Cadmium	**0.30**	0.25	1	05/24/2019 12:16
Chromium	**34**	0.50	1	05/24/2019 12:16
Cobalt	**4.2**	0.50	1	05/24/2019 12:16
Copper	**22**	0.50	1	05/24/2019 12:16
Lead	**68**	0.50	1	05/24/2019 12:16
Mercury	**0.058**	0.050	1	05/24/2019 12:16
Molybdenum	**1.4**	0.50	1	05/24/2019 12:16
Nickel	**26**	0.50	1	05/24/2019 12:16
Selenium	ND	0.50	1	05/24/2019 12:16
Silver	ND	0.50	1	05/24/2019 12:16
Thallium	ND	0.50	1	05/24/2019 12:16
Vanadium	**36**	0.50	1	05/24/2019 12:16
Zinc	**41**	5.0	1	05/24/2019 12:16

Surrogates	REC (%)	Limits	
Terbium	107	70-130	05/24/2019 12:16

Analyst(s): ND

(Cont.)

McCampbell Analytical, Inc.
"When Quality Counts"

1534 Willow Pass Road, Pittsburg, CA 94565-1701
Toll Free Telephone: (877) 252-9262 / Fax: (925) 252-9269
http://www.mccampbell.com / E-mail: main@mccampbell.com

Analytical Report

Client:	Farallon Consulting	**WorkOrder:**	1905D23
Date Received:	5/23/19 20:00	**Extraction Method:**	SW3050B
Date Prepared:	5/23/19	**Analytical Method:**	SW6020
Project:	2250-001; 1055 Commercial Ct.	**Unit:**	mg/Kg

CAM / CCR 17 Metals

Client ID	Lab ID	Matrix	Date Collected	Instrument	Batch ID
F-2 (2')	1905D23-006A	Soil	05/23/2019 10:15	ICP-MS3 098SMPL.D	178490

Analytes	Result	RL	DF	Date Analyzed
Antimony	**0.82**	0.50	1	05/29/2019 19:56
Arsenic	**4.3**	0.50	1	05/29/2019 19:56
Barium	**210**	5.0	1	05/29/2019 19:56
Beryllium	ND	0.50	1	05/29/2019 19:56
Cadmium	**0.51**	0.25	1	05/29/2019 19:56
Chromium	**41**	0.50	1	05/29/2019 19:56
Cobalt	**8.0**	0.50	1	05/29/2019 19:56
Copper	**32**	0.50	1	05/29/2019 19:56
Lead	**34**	0.50	1	05/29/2019 19:56
Mercury	**0.13**	0.050	1	05/29/2019 19:56
Molybdenum	**2.3**	0.50	1	05/29/2019 19:56
Nickel	**46**	0.50	1	05/29/2019 19:56
Selenium	ND	0.50	1	05/29/2019 19:56
Silver	ND	0.50	1	05/29/2019 19:56
Thallium	ND	0.50	1	05/29/2019 19:56
Vanadium	**51**	0.50	1	05/29/2019 19:56
Zinc	**65**	5.0	1	05/29/2019 19:56

Surrogates	REC (%)	Limits	
Terbium	108	70-130	05/29/2019 19:56

Analyst(s): JC

(Cont.)

McCampbell Analytical, Inc.
"When Quality Counts"

1534 Willow Pass Road, Pittsburg, CA 94565-1701
Toll Free Telephone: (877) 252-9262 / Fax: (925) 252-9269
http://www.mccampbell.com / E-mail: main@mccampbell.com

Analytical Report

Client:	Farallon Consulting	**WorkOrder:**	1905D23
Date Received:	5/23/19 20:00	**Extraction Method:**	SW3050B
Date Prepared:	5/23/19	**Analytical Method:**	SW6020
Project:	2250-001; 1055 Commercial Ct.	**Unit:**	mg/Kg

CAM / CCR 17 Metals

Client ID	Lab ID	Matrix	Date Collected	Instrument	Batch ID
F-4 (2')	1905D23-008A	Soil	05/23/2019 12:10	ICP-MS3 099SMPL.D	178490

Analytes	Result	RL	DF	Date Analyzed
Antimony	**0.73**	0.50	1	05/29/2019 20:02
Arsenic	**5.2**	0.50	1	05/29/2019 20:02
Barium	**250**	5.0	1	05/29/2019 20:02
Beryllium	ND	0.50	1	05/29/2019 20:02
Cadmium	**0.43**	0.25	1	05/29/2019 20:02
Chromium	**40**	0.50	1	05/29/2019 20:02
Cobalt	**7.6**	0.50	1	05/29/2019 20:02
Copper	**29**	0.50	1	05/29/2019 20:02
Lead	**31**	0.50	1	05/29/2019 20:02
Mercury	**0.16**	0.050	1	05/29/2019 20:02
Molybdenum	**0.90**	0.50	1	05/29/2019 20:02
Nickel	**52**	0.50	1	05/29/2019 20:02
Selenium	ND	0.50	1	05/29/2019 20:02
Silver	ND	0.50	1	05/29/2019 20:02
Thallium	ND	0.50	1	05/29/2019 20:02
Vanadium	**40**	0.50	1	05/29/2019 20:02
Zinc	**65**	5.0	1	05/29/2019 20:02

Surrogates	REC (%)	Limits	
Terbium	108	70-130	05/29/2019 20:02

Analyst(s): JC

(Cont.)

McCampbell Analytical, Inc.
"When Quality Counts"

1534 Willow Pass Road, Pittsburg, CA 94565-1701
Toll Free Telephone: (877) 252-9262 / Fax: (925) 252-9269
http://www.mccampbell.com / E-mail: main@mccampbell.com

Analytical Report

Client:	Farallon Consulting	**WorkOrder:**	1905D23
Date Received:	5/23/19 20:00	**Extraction Method:**	SW3050B
Date Prepared:	5/23/19	**Analytical Method:**	SW6020
Project:	2250-001; 1055 Commercial Ct.	**Unit:**	mg/Kg

CAM / CCR 17 Metals

Client ID	Lab ID	Matrix	Date Collected	Instrument	Batch ID
F-5 (2')	1905D23-011A	Soil	05/23/2019 13:15	ICP-MS3 100SMPL.D	178490

Analytes	Result	RL	DF	Date Analyzed
Antimony	ND	0.50	1	05/29/2019 20:08
Arsenic	**3.0**	0.50	1	05/29/2019 20:08
Barium	**200**	5.0	1	05/29/2019 20:08
Beryllium	**0.59**	0.50	1	05/29/2019 20:08
Cadmium	ND	0.25	1	05/29/2019 20:08
Chromium	**30**	0.50	1	05/29/2019 20:08
Cobalt	**6.3**	0.50	1	05/29/2019 20:08
Copper	**14**	0.50	1	05/29/2019 20:08
Lead	**11**	0.50	1	05/29/2019 20:08
Mercury	**0.090**	0.050	1	05/29/2019 20:08
Molybdenum	**0.99**	0.50	1	05/29/2019 20:08
Nickel	**29**	0.50	1	05/29/2019 20:08
Selenium	ND	0.50	1	05/29/2019 20:08
Silver	ND	0.50	1	05/29/2019 20:08
Thallium	ND	0.50	1	05/29/2019 20:08
Vanadium	**37**	0.50	1	05/29/2019 20:08
Zinc	**51**	5.0	1	05/29/2019 20:08

Surrogates	REC (%)	Limits	
Terbium	113	70-130	05/29/2019 20:08

Analyst(s): JC

(Cont.)

McCampbell Analytical, Inc.
"When Quality Counts"

1534 Willow Pass Road, Pittsburg, CA 94565-1701
Toll Free Telephone: (877) 252-9262 / Fax: (925) 252-9269
http://www.mccampbell.com / E-mail: main@mccampbell.com

Analytical Report

Client:	Farallon Consulting	**WorkOrder:**	1905D23
Date Received:	5/23/19 20:00	**Extraction Method:**	SW3050B
Date Prepared:	5/23/19	**Analytical Method:**	SW6020
Project:	2250-001; 1055 Commercial Ct.	**Unit:**	mg/Kg

CAM / CCR 17 Metals

Client ID	Lab ID	Matrix	Date Collected	Instrument	Batch ID
F-7 (2')	1905D23-013A	Soil	05/23/2019 14:35	ICP-MS3 101SMPL.D	178490

Analytes	Result	RL	DF	Date Analyzed
Antimony	ND	0.50	1	05/29/2019 20:14
Arsenic	**3.1**	0.50	1	05/29/2019 20:14
Barium	**220**	5.0	1	05/29/2019 20:14
Beryllium	ND	0.50	1	05/29/2019 20:14
Cadmium	ND	0.25	1	05/29/2019 20:14
Chromium	**25**	0.50	1	05/29/2019 20:14
Cobalt	**3.7**	0.50	1	05/29/2019 20:14
Copper	**14**	0.50	1	05/29/2019 20:14
Lead	**7.3**	0.50	1	05/29/2019 20:14
Mercury	ND	0.050	1	05/29/2019 20:14
Molybdenum	**1.1**	0.50	1	05/29/2019 20:14
Nickel	**24**	0.50	1	05/29/2019 20:14
Selenium	ND	0.50	1	05/29/2019 20:14
Silver	ND	0.50	1	05/29/2019 20:14
Thallium	ND	0.50	1	05/29/2019 20:14
Vanadium	**25**	0.50	1	05/29/2019 20:14
Zinc	**27**	5.0	1	05/29/2019 20:14

Surrogates	REC (%)	Limits	
Terbium	114	70-130	05/29/2019 20:14

Analyst(s): JC

(Cont.)

McCampbell Analytical, Inc.
"When Quality Counts"

1534 Willow Pass Road, Pittsburg, CA 94565-1701
Toll Free Telephone: (877) 252-9262 / Fax: (925) 252-9269
http://www.mccampbell.com / E-mail: main@mccampbell.com

Analytical Report

Client:	Farallon Consulting	**WorkOrder:**	1905D23
Date Received:	5/23/19 20:00	**Extraction Method:**	SW3050B
Date Prepared:	5/23/19	**Analytical Method:**	SW6020
Project:	2250-001; 1055 Commercial Ct.	**Unit:**	mg/Kg

CAM / CCR 17 Metals

Client ID	Lab ID	Matrix	Date Collected	Instrument	Batch ID
F-8 (2')	1905D23-015A	Soil	05/23/2019 16:00	ICP-MS3 102SMPL.D	178490

Analytes	Result	RL	DF	Date Analyzed
Antimony	ND	0.50	1	05/29/2019 20:20
Arsenic	**2.4**	0.50	1	05/29/2019 20:20
Barium	**120**	5.0	1	05/29/2019 20:20
Beryllium	ND	0.50	1	05/29/2019 20:20
Cadmium	ND	0.25	1	05/29/2019 20:20
Chromium	**40**	0.50	1	05/29/2019 20:20
Cobalt	**7.6**	0.50	1	05/29/2019 20:20
Copper	**29**	0.50	1	05/29/2019 20:20
Lead	**4.8**	0.50	1	05/29/2019 20:20
Mercury	ND	0.050	1	05/29/2019 20:20
Molybdenum	**0.81**	0.50	1	05/29/2019 20:20
Nickel	**28**	0.50	1	05/29/2019 20:20
Selenium	ND	0.50	1	05/29/2019 20:20
Silver	ND	0.50	1	05/29/2019 20:20
Thallium	ND	0.50	1	05/29/2019 20:20
Vanadium	**64**	0.50	1	05/29/2019 20:20
Zinc	**40**	5.0	1	05/29/2019 20:20

Surrogates	REC (%)	Limits	
Terbium	108	70-130	05/29/2019 20:20

Analyst(s): JC

McCampbell Analytical, Inc.
"When Quality Counts"

1534 Willow Pass Road, Pittsburg, CA 94565-1701
Toll Free Telephone: (877) 252-9262 / Fax: (925) 252-9269
http://www.mccampbell.com / E-mail: main@mccampbell.com

Analytical Report

Client:	Farallon Consulting	**WorkOrder:**	1905D23
Date Received:	5/23/19 20:00	**Extraction Method:**	E200.8
Date Prepared:	5/23/19	**Analytical Method:**	E200.8
Project:	2250-001; 1055 Commercial Ct.	**Unit:**	µg/L

Metals (>1% Sediment Content)

Client ID	Lab ID	Matrix	Date Collected	Instrument	Batch ID
F-2	1905D23-007F	Water	05/23/2019 11:15	ICP-MS2 032SMPL.D	178493

Analytes	Result	Qualifiers	RL	DF	Date Analyzed
Antimony	ND		2.5	1	05/28/2019 13:47
Arsenic	**9.7**		2.5	1	05/28/2019 13:47
Barium	**2900**		25	1	05/28/2019 13:47
Beryllium	ND		2.5	1	05/28/2019 13:47
Cadmium	ND		2.5	1	05/28/2019 13:47
Chromium	**16**		2.5	1	05/28/2019 13:47
Cobalt	**15**		2.5	1	05/28/2019 13:47
Copper	**27**		2.5	1	05/28/2019 13:47
Lead	**160**		2.5	1	05/28/2019 13:47
Mercury	ND		0.25	1	05/28/2019 13:47
Molybdenum	**3.5**	B	2.5	1	05/28/2019 13:47
Nickel	**62**		2.5	1	05/28/2019 13:47
Selenium	ND		2.5	1	05/28/2019 13:47
Silver	ND		2.5	1	05/28/2019 13:47
Thallium	ND		2.5	1	05/28/2019 13:47
Vanadium	**8.3**		2.5	1	05/28/2019 13:47
Zinc	**1600**		25	1	05/28/2019 13:47

Surrogates	REC (%)	Limits	
Terbium	106	70-130	05/28/2019 13:47

Analyst(s): ND

Analytical Comments: b1

McCampbell Analytical, Inc.
"When Quality Counts"

1534 Willow Pass Road, Pittsburg, CA 94565-1701
Toll Free Telephone: (877) 252-9262 / Fax: (925) 252-9269
http://www.mccampbell.com / E-mail: main@mccampbell.com

Analytical Report

Client:	Farallon Consulting	**WorkOrder:**	1905D23
Date Received:	5/23/19 20:00	**Extraction Method:**	SW5035
Date Prepared:	5/23/19-5/30/19	**Analytical Method:**	SW8021B/8015Bm
Project:	2250-001; 1055 Commercial Ct.	**Unit:**	mg/Kg

Gasoline Range (C6-C12) Volatile Hydrocarbons as Gasoline with BTEX and MTBE

Client ID	Lab ID	Matrix	Date Collected	Instrument	Batch ID
F-1 (2')	1905D23-001A	Soil	05/23/2019 07:25	GC19 05291927.D	178471

Analytes	Result	RL	DF	Date Analyzed
TPH(g) (C6-C12)	**2.8**	1.0	1	05/30/2019 00:55
MTBE	ND	0.050	1	05/30/2019 00:55
Benzene	ND	0.0050	1	05/30/2019 00:55
Toluene	**0.020**	0.0050	1	05/30/2019 00:55
Ethylbenzene	ND	0.0050	1	05/30/2019 00:55
m,p-Xylene	**0.017**	0.010	1	05/30/2019 00:55
o-Xylene	**0.0089**	0.0050	1	05/30/2019 00:55
Xylenes	**0.026**	0.0050	1	05/30/2019 00:55

Surrogates	REC (%)	Limits	
2-Fluorotoluene	90	62-126	05/30/2019 00:55

Analyst(s): IA Analytical Comments: d9

Client ID	Lab ID	Matrix	Date Collected	Instrument	Batch ID
F-3 (2')	1905D23-003A	Soil	05/23/2019 08:30	GC7 05281932.D	178471

Analytes	Result	RL	DF	Date Analyzed
TPH(g) (C6-C12)	**1.5**	1.0	1	05/29/2019 01:18
MTBE	ND	0.050	1	05/29/2019 01:18
Benzene	ND	0.0050	1	05/29/2019 01:18
Toluene	ND	0.0050	1	05/29/2019 01:18
Ethylbenzene	ND	0.0050	1	05/29/2019 01:18
m,p-Xylene	ND	0.010	1	05/29/2019 01:18
o-Xylene	ND	0.0050	1	05/29/2019 01:18
Xylenes	ND	0.0050	1	05/29/2019 01:18

Surrogates	REC (%)	Limits	
2-Fluorotoluene	72	62-126	05/29/2019 01:18

Analyst(s): IA Analytical Comments: d7

(Cont.)

McCampbell Analytical, Inc.
"When Quality Counts"

1534 Willow Pass Road, Pittsburg, CA 94565-1701
Toll Free Telephone: (877) 252-9262 / Fax: (925) 252-9269
http://www.mccampbell.com / E-mail: main@mccampbell.com

Analytical Report

Client:	Farallon Consulting	**WorkOrder:**	1905D23
Date Received:	5/23/19 20:00	**Extraction Method:**	SW5035
Date Prepared:	5/23/19-5/30/19	**Analytical Method:**	SW8021B/8015Bm
Project:	2250-001; 1055 Commercial Ct.	**Unit:**	mg/Kg

Gasoline Range (C6-C12) Volatile Hydrocarbons as Gasoline with BTEX and MTBE

Client ID	Lab ID	Matrix	Date Collected	Instrument	Batch ID
F-2 (2')	**1905D23-006A**	**Soil**	**05/23/2019 10:15**	**GC3 05311906.D**	**178783**

Analytes	Result	RL	DF	Date Analyzed
TPH(g) (C6-C12)	ND	1.0	1	05/31/2019 14:02
MTBE	ND	0.050	1	05/31/2019 14:02
Benzene	ND	0.0050	1	05/31/2019 14:02
Toluene	ND	0.0050	1	05/31/2019 14:02
Ethylbenzene	ND	0.0050	1	05/31/2019 14:02
m,p-Xylene	ND	0.010	1	05/31/2019 14:02
o-Xylene	ND	0.0050	1	05/31/2019 14:02
Xylenes	ND	0.0050	1	05/31/2019 14:02

Surrogates	REC (%)	Limits	
2-Fluorotoluene	84	62-126	05/31/2019 14:02

Analyst(s): IA

Client ID	Lab ID	Matrix	Date Collected	Instrument	Batch ID
F-4 (2')	**1905D23-008A**	**Soil**	**05/23/2019 12:10**	**GC19 05281939.D**	**178471**

Analytes	Result	RL	DF	Date Analyzed
TPH(g) (C6-C12)	**11**	1.0	1	05/29/2019 06:03
MTBE	ND	0.050	1	05/29/2019 06:03
Benzene	ND	0.0050	1	05/29/2019 06:03
Toluene	ND	0.0050	1	05/29/2019 06:03
Ethylbenzene	**0.050**	0.0050	1	05/29/2019 06:03
m,p-Xylene	**0.39**	0.010	1	05/29/2019 06:03
o-Xylene	**0.041**	0.0050	1	05/29/2019 06:03
Xylenes	**0.43**	0.0050	1	05/29/2019 06:03

Surrogates	REC (%)	Limits	
2-Fluorotoluene	83	62-126	05/29/2019 06:03

Analyst(s): IA Analytical Comments: d7

(Cont.)

McCampbell Analytical, Inc.
"When Quality Counts"

1534 Willow Pass Road, Pittsburg, CA 94565-1701
Toll Free Telephone: (877) 252-9262 / Fax: (925) 252-9269
http://www.mccampbell.com / E-mail: main@mccampbell.com

Analytical Report

Client:	Farallon Consulting	**WorkOrder:**	1905D23
Date Received:	5/23/19 20:00	**Extraction Method:**	SW5035
Date Prepared:	5/23/19-5/30/19	**Analytical Method:**	SW8021B/8015Bm
Project:	2250-001; 1055 Commercial Ct.	**Unit:**	mg/Kg

Gasoline Range (C6-C12) Volatile Hydrocarbons as Gasoline with BTEX and MTBE

Client ID	Lab ID	Matrix	Date Collected	Instrument	Batch ID
F-5 (2')	1905D23-011A	Soil	05/23/2019 13:15	GC19 05281915.D	178471

Analytes	Result	RL	DF	Date Analyzed
TPH(g) (C6-C12)	**13**	1.0	1	05/28/2019 17:57
MTBE	ND	0.050	1	05/28/2019 17:57
Benzene	ND	0.0050	1	05/28/2019 17:57
Toluene	ND	0.0050	1	05/28/2019 17:57
Ethylbenzene	**0.019**	0.0050	1	05/28/2019 17:57
m,p-Xylene	**0.092**	0.010	1	05/28/2019 17:57
o-Xylene	**0.0083**	0.0050	1	05/28/2019 17:57
Xylenes	**0.10**	0.0050	1	05/28/2019 17:57

Surrogates	REC (%)	Limits	
2-Fluorotoluene	82	62-126	05/28/2019 17:57

Analyst(s): IA Analytical Comments: d7

Client ID	Lab ID	Matrix	Date Collected	Instrument	Batch ID
F-7 (2')	1905D23-013A	Soil	05/23/2019 14:35	GC19 05281912.D	178471

Analytes	Result	RL	DF	Date Analyzed
TPH(g) (C6-C12)	**9.3**	1.0	1	05/28/2019 16:25
MTBE	ND	0.050	1	05/28/2019 16:25
Benzene	ND	0.0050	1	05/28/2019 16:25
Toluene	ND	0.0050	1	05/28/2019 16:25
Ethylbenzene	ND	0.0050	1	05/28/2019 16:25
m,p-Xylene	ND	0.010	1	05/28/2019 16:25
o-Xylene	ND	0.0050	1	05/28/2019 16:25
Xylenes	ND	0.0050	1	05/28/2019 16:25

Surrogates	REC (%)	Limits	
2-Fluorotoluene	86	62-126	05/28/2019 16:25

Analyst(s): IA Analytical Comments: d7

(Cont.)

McCampbell Analytical, Inc.
"When Quality Counts"

1534 Willow Pass Road, Pittsburg, CA 94565-1701
Toll Free Telephone: (877) 252-9262 / Fax: (925) 252-9269
http://www.mccampbell.com / E-mail: main@mccampbell.com

Analytical Report

Client:	Farallon Consulting	**WorkOrder:**	1905D23
Date Received:	5/23/19 20:00	**Extraction Method:**	SW5035
Date Prepared:	5/23/19-5/30/19	**Analytical Method:**	SW8021B/8015Bm
Project:	2250-001; 1055 Commercial Ct.	**Unit:**	mg/Kg

Gasoline Range (C6-C12) Volatile Hydrocarbons as Gasoline with BTEX and MTBE

Client ID	Lab ID	Matrix	Date Collected	Instrument	Batch ID
F-8 (2')	**1905D23-015A**	**Soil**	**05/23/2019 16:00**	**GC19 05291929.D**	**178471**

Analytes	Result	RL	DF	Date Analyzed
TPH(g) (C6-C12)	**9.9**	1.0	1	05/30/2019 01:55
MTBE	ND	0.050	1	05/30/2019 01:55
Benzene	ND	0.0050	1	05/30/2019 01:55
Toluene	ND	0.0050	1	05/30/2019 01:55
Ethylbenzene	ND	0.0050	1	05/30/2019 01:55
m,p-Xylene	ND	0.010	1	05/30/2019 01:55
o-Xylene	ND	0.0050	1	05/30/2019 01:55
Xylenes	ND	0.0050	1	05/30/2019 01:55

Surrogates	REC (%)	Limits	
2-Fluorotoluene	86	62-126	05/30/2019 01:55

Analyst(s): IA Analytical Comments: d7

McCampbell Analytical, Inc.
"When Quality Counts"

1534 Willow Pass Road, Pittsburg, CA 94565-1701
Toll Free Telephone: (877) 252-9262 / Fax: (925) 252-9269
http://www.mccampbell.com / E-mail: main@mccampbell.com

Analytical Report

Client:	Farallon Consulting	**WorkOrder:**	1905D23
Date Received:	5/23/19 20:00	**Extraction Method:**	SW5030B
Date Prepared:	5/31/19-6/2/19	**Analytical Method:**	SW8021B/8015Bm
Project:	2250-001; 1055 Commercial Ct.	**Unit:**	µg/L

Gasoline Range (C6-C12) Volatile Hydrocarbons as Gasoline with BTEX and MTBE

Client ID	Lab ID	Matrix	Date Collected	Instrument	Batch ID
F-3	1905D23-005A	Water	05/23/2019 09:25	GC3 06011936.D	178823

Analytes	Result	RL	DF	Date Analyzed
TPH(g) (C6-C12)	**140**	50	1	06/02/2019 05:37
MTBE	ND	5.0	1	06/02/2019 05:37
Benzene	**1.6**	0.50	1	06/02/2019 05:37
Toluene	**1.7**	0.50	1	06/02/2019 05:37
Ethylbenzene	**2.4**	0.50	1	06/02/2019 05:37
m,p-Xylene	**5.3**	1.0	1	06/02/2019 05:37
o-Xylene	**1.7**	0.50	1	06/02/2019 05:37
Xylenes	**7.0**	0.50	1	06/02/2019 05:37

Surrogates	REC (%)	Limits	
aaa-TFT	91	76-115	06/02/2019 05:37

Analyst(s): IA Analytical Comments: d7,d1,b1

Client ID	Lab ID	Matrix	Date Collected	Instrument	Batch ID
F-2	1905D23-007A	Water	05/23/2019 11:15	GC3 06011935.D	178823

Analytes	Result	RL	DF	Date Analyzed
TPH(g) (C6-C12)	**160**	50	1	06/02/2019 05:06
MTBE	ND	5.0	1	06/02/2019 05:06
Benzene	**0.76**	0.50	1	06/02/2019 05:06
Toluene	**0.52**	0.50	1	06/02/2019 05:06
Ethylbenzene	ND	0.50	1	06/02/2019 05:06
m,p-Xylene	ND	1.0	1	06/02/2019 05:06
o-Xylene	ND	0.50	1	06/02/2019 05:06
Xylenes	ND	0.50	1	06/02/2019 05:06

Surrogates	REC (%)	Limits	
aaa-TFT	92	76-115	06/02/2019 05:06

Analyst(s): IA Analytical Comments: d7,d1,b1

(Cont.)

McCampbell Analytical, Inc.
"When Quality Counts"

1534 Willow Pass Road, Pittsburg, CA 94565-1701
Toll Free Telephone: (877) 252-9262 / Fax: (925) 252-9269
http://www.mccampbell.com / E-mail: main@mccampbell.com

Analytical Report

Client:	Farallon Consulting	**WorkOrder:**	1905D23
Date Received:	5/23/19 20:00	**Extraction Method:**	SW5030B
Date Prepared:	5/31/19-6/2/19	**Analytical Method:**	SW8021B/8015Bm
Project:	2250-001; 1055 Commercial Ct.	**Unit:**	µg/L

Gasoline Range (C6-C12) Volatile Hydrocarbons as Gasoline with BTEX and MTBE

Client ID	Lab ID	Matrix	Date Collected	Instrument	Batch ID
F-4	1905D23-010B	Water	05/23/2019 12:40	GC3 05301937.D	178742

Analytes	Result	RL	DF	Date Analyzed
TPH(g) (C6-C12)	**660**	50	1	05/31/2019 05:40
MTBE	ND	10	1	05/31/2019 05:40
Benzene	**0.88**	0.50	1	05/31/2019 05:40
Toluene	**2.7**	0.50	1	05/31/2019 05:40
Ethylbenzene	**24**	0.50	1	05/31/2019 05:40
m,p-Xylene	**140**	1.0	1	05/31/2019 05:40
o-Xylene	**24**	0.50	1	05/31/2019 05:40
Xylenes	**160**	0.50	1	05/31/2019 05:40

Surrogates	REC (%)	Limits	
aaa-TFT	89	76-115	05/31/2019 05:40

Analyst(s): IA Analytical Comments: d2,d17,b1

Client ID	Lab ID	Matrix	Date Collected	Instrument	Batch ID
F-5	1905D23-012B	Water	05/23/2019 13:55	GC3 06011937.D	178823

Analytes	Result	RL	DF	Date Analyzed
TPH(g) (C6-C12)	**240**	50	1	06/02/2019 06:07
MTBE	**5.5**	5.0	1	06/02/2019 06:07
Benzene	**2.5**	0.50	1	06/02/2019 06:07
Toluene	**0.50**	0.50	1	06/02/2019 06:07
Ethylbenzene	**2.9**	0.50	1	06/02/2019 06:07
m,p-Xylene	**6.3**	1.0	1	06/02/2019 06:07
o-Xylene	ND	0.50	1	06/02/2019 06:07
Xylenes	**6.3**	0.50	1	06/02/2019 06:07

Surrogates	REC (%)	Limits	
aaa-TFT	94	76-115	06/02/2019 06:07

Analyst(s): IA Analytical Comments: d7,d1,b1

(Cont.)

McCampbell Analytical, Inc.
"When Quality Counts"

1534 Willow Pass Road, Pittsburg, CA 94565-1701
Toll Free Telephone: (877) 252-9262 / Fax: (925) 252-9269
http://www.mccampbell.com / E-mail: main@mccampbell.com

Analytical Report

Client:	Farallon Consulting	**WorkOrder:**	1905D23
Date Received:	5/23/19 20:00	**Extraction Method:**	SW5030B
Date Prepared:	5/31/19-6/2/19	**Analytical Method:**	SW8021B/8015Bm
Project:	2250-001; 1055 Commercial Ct.	**Unit:**	µg/L

Gasoline Range (C6-C12) Volatile Hydrocarbons as Gasoline with BTEX and MTBE

Client ID	Lab ID	Matrix	Date Collected	Instrument	Batch ID
F-7	1905D23-014C	Water	05/23/2019 15:20	GC3 06011938.D	178823

Analytes	Result	RL	DF	Date Analyzed
TPH(g) (C6-C12)	**390**	50	1	06/02/2019 06:38
MTBE	ND	5.0	1	06/02/2019 06:38
Benzene	**0.82**	0.50	1	06/02/2019 06:38
Toluene	**0.78**	0.50	1	06/02/2019 06:38
Ethylbenzene	**1.6**	0.50	1	06/02/2019 06:38
m,p-Xylene	**4.7**	1.0	1	06/02/2019 06:38
o-Xylene	**1.7**	0.50	1	06/02/2019 06:38
Xylenes	**6.3**	0.50	1	06/02/2019 06:38

Surrogates	REC (%)	Limits	
aaa-TFT	92	76-115	06/02/2019 06:38

Analyst(s): IA Analytical Comments: d7,d1,b1

Client ID	Lab ID	Matrix	Date Collected	Instrument	Batch ID
F-8	1905D23-016C	Water	05/23/2019 16:45	GC3 06011939.D	178823

Analytes	Result	RL	DF	Date Analyzed
TPH(g) (C6-C12)	**1100**	50	1	06/02/2019 07:08
MTBE	ND	5.0	1	06/02/2019 07:08
Benzene	**20**	0.50	1	06/02/2019 07:08
Toluene	**1.7**	0.50	1	06/02/2019 07:08
Ethylbenzene	**28**	0.50	1	06/02/2019 07:08
m,p-Xylene	**30**	1.0	1	06/02/2019 07:08
o-Xylene	**9.2**	0.50	1	06/02/2019 07:08
Xylenes	**39**	0.50	1	06/02/2019 07:08

Surrogates	REC (%)	Limits	
aaa-TFT	95	76-115	06/02/2019 07:08

Analyst(s): IA Analytical Comments: d7,d1,b6,b1

McCampbell Analytical, Inc.
"When Quality Counts"

1534 Willow Pass Road, Pittsburg, CA 94565-1701
Toll Free Telephone: (877) 252-9262 / Fax: (925) 252-9269
http://www.mccampbell.com / E-mail: main@mccampbell.com

Analytical Report

Client:	Farallon Consulting	**WorkOrder:**	1905D23
Date Received:	5/23/19 20:00	**Extraction Method:**	SW3550B
Date Prepared:	5/24/19	**Analytical Method:**	SW8015B
Project:	2250-001; 1055 Commercial Ct.	**Unit:**	mg/Kg

Total Extractable Petroleum Hydrocarbons w/out SG Clean-Up

Client ID	Lab ID	Matrix	Date Collected	Instrument	Batch ID
F-1 (2')	1905D23-001A	Soil	05/23/2019 07:25	GC9b 05291979.D	178523

Analytes	Result	RL	DF	Date Analyzed
TPH-Diesel (C10-C23)	**11**	5.0	5	05/30/2019 15:16
TPH-Motor Oil (C18-C36)	**110**	25	5	05/30/2019 15:16

Surrogates	REC (%)	Limits	
C26	90	78-117	05/30/2019 15:16

Analyst(s): JIS Analytical Comments: e7,e2

Client ID	Lab ID	Matrix	Date Collected	Instrument	Batch ID
F-3 (2')	1905D23-003A	Soil	05/23/2019 08:30	GC6B 05291955.D	178523

Analytes	Result	RL	DF	Date Analyzed
TPH-Diesel (C10-C23)	**43**	1.0	1	05/30/2019 07:57
TPH-Motor Oil (C18-C36)	**75**	5.0	1	05/30/2019 07:57

Surrogates	REC (%)	Limits	
C9	96	74-123	05/30/2019 07:57

Analyst(s): JIS Analytical Comments: e7,e3,e8

Client ID	Lab ID	Matrix	Date Collected	Instrument	Batch ID
F-2 (2')	1905D23-006A	Soil	05/23/2019 10:15	GC9a 05291980.D	178523

Analytes	Result	RL	DF	Date Analyzed
TPH-Diesel (C10-C23)	**17**	5.0	5	05/30/2019 15:16
TPH-Motor Oil (C18-C36)	**110**	25	5	05/30/2019 15:16

Surrogates	REC (%)	Limits	
C9	85	74-123	05/30/2019 15:16

Analyst(s): JIS Analytical Comments: e7,e2

(Cont.)

McCampbell Analytical, Inc.
"When Quality Counts"

1534 Willow Pass Road, Pittsburg, CA 94565-1701
Toll Free Telephone: (877) 252-9262 / Fax: (925) 252-9269
http://www.mccampbell.com / E-mail: main@mccampbell.com

Analytical Report

Client:	Farallon Consulting	**WorkOrder:**	1905D23
Date Received:	5/23/19 20:00	**Extraction Method:**	SW3550B
Date Prepared:	5/24/19	**Analytical Method:**	SW8015B
Project:	2250-001; 1055 Commercial Ct.	**Unit:**	mg/Kg

Total Extractable Petroleum Hydrocarbons w/out SG Clean-Up

Client ID	Lab ID	Matrix	Date Collected	Instrument	Batch ID
F-4 (2')	1905D23-008A	Soil	05/23/2019 12:10	GC11B 05261945.D	178523

Analytes	Result	RL	DF	Date Analyzed
TPH-Diesel (C10-C23)	**33**	2.0	2	05/27/2019 02:52
TPH-Motor Oil (C18-C36)	**98**	10	2	05/27/2019 02:52

Surrogates	REC (%)	Limits	
C9	89	74-123	05/27/2019 02:52

Analyst(s): JIS Analytical Comments: e7,e2,e8,j1

Client ID	Lab ID	Matrix	Date Collected	Instrument	Batch ID
F-5 (2')	1905D23-011A	Soil	05/23/2019 13:15	GC11B 05261951.D	178523

Analytes	Result	RL	DF	Date Analyzed
TPH-Diesel (C10-C23)	**13**	5.0	5	05/27/2019 04:45
TPH-Motor Oil (C18-C36)	**84**	25	5	05/27/2019 04:45

Surrogates	REC (%)	Limits	
C9	86	74-123	05/27/2019 04:45

Analyst(s): JIS Analytical Comments: e7,e2,j1

Client ID	Lab ID	Matrix	Date Collected	Instrument	Batch ID
F-7 (2')	1905D23-013A	Soil	05/23/2019 14:35	GC6B 05291951.D	178523

Analytes	Result	RL	DF	Date Analyzed
TPH-Diesel (C10-C23)	**420**	1.0	1	05/30/2019 06:39
TPH-Motor Oil (C18-C36)	**280**	5.0	1	05/30/2019 06:39

Surrogates	REC (%)	Limits	
C9	96	74-123	05/30/2019 06:39

Analyst(s): JIS Analytical Comments: e3,e8,e7

(Cont.)

McCampbell Analytical, Inc.
"When Quality Counts"

1534 Willow Pass Road, Pittsburg, CA 94565-1701
Toll Free Telephone: (877) 252-9262 / Fax: (925) 252-9269
http://www.mccampbell.com / E-mail: main@mccampbell.com

Analytical Report

Client:	Farallon Consulting	**WorkOrder:**	1905D23
Date Received:	5/23/19 20:00	**Extraction Method:**	SW3550B
Date Prepared:	5/24/19	**Analytical Method:**	SW8015B
Project:	2250-001; 1055 Commercial Ct.	**Unit:**	mg/Kg

Total Extractable Petroleum Hydrocarbons w/out SG Clean-Up

Client ID	Lab ID	Matrix	Date Collected	Instrument	Batch ID
F-8 (2')	**1905D23-015A**	**Soil**	**05/23/2019 16:00**	**GC9a 05291984.D**	**178523**

Analytes	Result	RL	DF	Date Analyzed
TPH-Diesel (C10-C23)	ND	50	50	05/30/2019 16:34
TPH-Motor Oil (C18-C36)	**500**	250	50	05/30/2019 16:34

Surrogates	REC (%)	Limits	
C9	98	74-123	05/30/2019 16:34

Analyst(s): JIS Analytical Comments: e7,a3

McCampbell Analytical, Inc.
"When Quality Counts"

1534 Willow Pass Road, Pittsburg, CA 94565-1701
Toll Free Telephone: (877) 252-9262 / Fax: (925) 252-9269
http://www.mccampbell.com / E-mail: main@mccampbell.com

Analytical Report

Client:	Farallon Consulting	**WorkOrder:**	1905D23
Date Received:	5/23/19 20:00	**Extraction Method:**	SW3510C
Date Prepared:	5/23/19	**Analytical Method:**	SW8015B
Project:	2250-001; 1055 Commercial Ct.	**Unit:**	µg/L

Total Extractable Petroleum Hydrocarbons w/out SG Clean-Up

Client ID	Lab ID	Matrix	Date Collected	Instrument	Batch ID
F-3	1905D23-005C	Water	05/23/2019 09:25	GC6B 05301965.D	178446

Analytes	Result	RL	DF	Date Analyzed
TPH-Diesel (C10-C23)	**940**	100	2	05/31/2019 14:56
TPH-Motor Oil (C18-C36)	**2700**	500	2	05/31/2019 14:56

Surrogates	REC (%)	Limits	
C9	94	61-139	05/31/2019 14:56

Analyst(s): JIS Analytical Comments: e7,e2,e8,b1

Client ID	Lab ID	Matrix	Date Collected	Instrument	Batch ID
F-2	1905D23-007C	Water	05/23/2019 11:15	GC11B 05301957.D	178446

Analytes	Result	RL	DF	Date Analyzed
TPH-Diesel (C10-C23)	**2800**	1000	20	05/31/2019 11:26
TPH-Motor Oil (C18-C36)	**15,000**	5000	20	05/31/2019 11:26

Surrogates	REC (%)	Limits	
C9	88	61-139	05/31/2019 11:26

Analyst(s): JIS Analytical Comments: e7,e2,b1

Client ID	Lab ID	Matrix	Date Collected	Instrument	Batch ID
F-4	1905D23-010C	Water	05/23/2019 12:40	GC6A 05291980.D	178446

Analytes	Result	RL	DF	Date Analyzed
TPH-Diesel (C10-C23)	**1700**	50	1	05/30/2019 15:45
TPH-Motor Oil (C18-C36)	**7000**	250	1	05/30/2019 15:45

Surrogates	REC (%)	Limits	
C9	92	61-139	05/30/2019 15:45

Analyst(s): JIS Analytical Comments: e7,e2,e8,b1

(Cont.)

McCampbell Analytical, Inc.
"When Quality Counts"

1534 Willow Pass Road, Pittsburg, CA 94565-1701
Toll Free Telephone: (877) 252-9262 / Fax: (925) 252-9269
http://www.mccampbell.com / E-mail: main@mccampbell.com

Analytical Report

Client:	Farallon Consulting	**WorkOrder:**	1905D23
Date Received:	5/23/19 20:00	**Extraction Method:**	SW3510C
Date Prepared:	5/23/19	**Analytical Method:**	SW8015B
Project:	2250-001; 1055 Commercial Ct.	**Unit:**	µg/L

Total Extractable Petroleum Hydrocarbons w/out SG Clean-Up

Client ID	Lab ID	Matrix	Date Collected	Instrument	Batch ID
F-5	1905D23-012C	Water	05/23/2019 13:55	GC11A 05301958.D	178446

Analytes	Result	RL	DF	Date Analyzed
TPH-Diesel (C10-C23)	**5800**	1000	20	05/31/2019 11:26
TPH-Motor Oil (C18-C36)	**16,000**	5000	20	05/31/2019 11:26

Surrogates	REC (%)	Limits	
C9	102	61-139	05/31/2019 11:26

Analyst(s): JIS Analytical Comments: e7,e2,e8,b1

Client ID	Lab ID	Matrix	Date Collected	Instrument	Batch ID
F-7	1905D23-014B	Water	05/23/2019 15:20	GC9b 05301965.D	178446

Analytes	Result	RL	DF	Date Analyzed
TPH-Diesel (C10-C23)	**2700**	1000	20	05/31/2019 14:47
TPH-Motor Oil (C18-C36)	**10,000**	5000	20	05/31/2019 14:47

Surrogates	REC (%)	Limits	
C9	102	61-139	05/31/2019 14:47

Analyst(s): JIS Analytical Comments: e7,e2,e8,b1

Client ID	Lab ID	Matrix	Date Collected	Instrument	Batch ID
F-8	1905D23-016B	Water	05/23/2019 16:45	GC6A 05301954.D	178446

Analytes	Result	RL	DF	Date Analyzed
TPH-Diesel (C10-C23)	**43,000**	2000	20	05/31/2019 11:02
TPH-Motor Oil (C18-C36)	**110,000**	10,000	20	05/31/2019 11:02

Surrogates	REC (%)	Limits	
C9	109	61-139	05/31/2019 11:02

Analyst(s): JIS Analytical Comments: e7,e2,e8,b1

McCampbell Analytical, Inc.
"When Quality Counts"

1534 Willow Pass Road, Pittsburg, CA 94565-1701
Toll Free Telephone: (877) 252-9262 / Fax: (925) 252-9269
http://www.mccampbell.com / E-mail: main@mccampbell.com

Quality Control Report

Client:	Farallon Consulting	**WorkOrder:**	1905D23
Date Prepared:	5/30/19	**BatchID:**	178750
Date Analyzed:	5/30/19 - 5/31/19	**Extraction Method:**	SW3550B/3640Am/3630Cm
Instrument:	GC23	**Analytical Method:**	SW8081A
Matrix:	Soil	**Unit:**	mg/kg
Project:	2250-001; 1055 Commercial Ct.	**Sample ID:**	MB/LCS/LCSD-178750

QC Summary Report for SW8081A/8082

Analyte	MB Result	MDL	RL	SPK Val	MB SS %REC	MB SS Limits
Aldrin	ND	0.000036	0.00010	-	-	-
a-BHC	ND	0.000025	0.00010	-	-	-
b-BHC	ND	0.00025	0.00030	-	-	-
d-BHC	ND	0.00013	0.00020	-	-	-
g-BHC	ND	0.000066	0.00010	-	-	-
Chlordane (Technical)	ND	0.00043	0.0025	-	-	-
a-Chlordane	ND	0.000095	0.00010	-	-	-
g-Chlordane	ND	0.000047	0.00010	-	-	-
p,p-DDD	ND	0.000043	0.00010	-	-	-
p,p-DDE	ND	0.000094	0.00010	-	-	-
p,p-DDT	ND	0.000092	0.00010	-	-	-
Dieldrin	ND	0.000061	0.00010	-	-	-
Endosulfan I	ND	0.000048	0.00010	-	-	-
Endosulfan II	ND	0.000076	0.00010	-	-	-
Endosulfan sulfate	ND	0.000078	0.00010	-	-	-
Endrin	ND	0.000035	0.00010	-	-	-
Endrin aldehyde	ND	0.000067	0.00010	-	-	-
Endrin ketone	ND	0.000084	0.00010	-	-	-
Heptachlor	ND	0.000040	0.00010	-	-	-
Heptachlor epoxide	ND	0.000054	0.00010	-	-	-
Hexachlorobenzene	ND	0.00011	0.0010	-	-	-
Hexachlorocyclopentadiene	ND	0.00034	0.0020	-	-	-
Methoxychlor	ND	0.00013	0.00020	-	-	-
Toxaphene	ND	0.0034	0.0050	-	-	-
Aroclor1016	ND	0.0020	0.0050	-	-	-
Aroclor1221	ND	0.0022	0.0050	-	-	-
Aroclor1232	ND	0.0022	0.0050	-	-	-
Aroclor1242	ND	0.0022	0.0050	-	-	-
Aroclor1248	ND	0.0022	0.0050	-	-	-
Aroclor1254	ND	0.0022	0.0050	-	-	-
Aroclor1260	ND	0.0022	0.0050	-	-	-
PCBs, total	ND	N/A	0.0050	-	-	-
Surrogate Recovery						
Decachlorobiphenyl	0.0042			0.0050	83	28-170
Decachlorobiphenyl	0.0054			0.0050	107	28-170

(Cont.)

McCampbell Analytical, Inc.
"When Quality Counts"

1534 Willow Pass Road, Pittsburg, CA 94565-1701
Toll Free Telephone: (877) 252-9262 / Fax: (925) 252-9269
http://www.mccampbell.com / E-mail: main@mccampbell.com

Quality Control Report

Client:	Farallon Consulting	**WorkOrder:**	1905D23
Date Prepared:	5/30/19	**BatchID:**	178750
Date Analyzed:	5/30/19 - 5/31/19	**Extraction Method:**	SW3550B/3640Am/3630Cm
Instrument:	GC23	**Analytical Method:**	SW8081A
Matrix:	Soil	**Unit:**	mg/kg
Project:	2250-001; 1055 Commercial Ct.	**Sample ID:**	MB/LCS/LCSD-178750

QC Summary Report for SW8081A/8082

Analyte	LCS Result	LCSD Result	SPK Val	LCS %REC	LCSD %REC	LCS/LCSD Limits	RPD	RPD Limit
Aldrin	0.0057	0.0057	0.0050	113	114	31-155	0.949	20
a-BHC	0.0054	0.0055	0.0050	108	111	32-160	2.56	20
b-BHC	0.0055	0.0055	0.0050	109	111	44-149	1.41	20
d-BHC	0.0064	0.0065	0.0050	128	129	37-157	1.42	20
g-BHC	0.0057	0.0059	0.0050	115	117	43-154	2.15	20
a-Chlordane	0.0053	0.0054	0.0050	105	109	39-150	2.99	20
g-Chlordane	0.0055	0.0056	0.0050	110	113	39-151	2.69	20
p,p-DDD	0.0042	0.0045	0.0050	85	89	30-158	4.64	20
p,p-DDE	0.0051	0.0053	0.0050	103	106	47-149	3.30	20
p,p-DDT	0.0055	0.0058	0.0050	110	116	56-166	5.62	20
Dieldrin	0.0053	0.0055	0.0050	107	111	50-163	3.46	20
Endosulfan I	0.0051	0.0052	0.0050	102	105	45-159	2.63	20
Endosulfan II	0.0045	0.0048	0.0050	91	95	41-155	4.69	20
Endosulfan sulfate	0.0048	0.0050	0.0050	95	101	45-156	5.25	20
Endrin	0.0056	0.0058	0.0050	112	117	54-154	4.03	20
Endrin aldehyde	0.0048	0.0050	0.0050	95	101	27-159	5.25	20
Endrin ketone	0.0050	0.0054	0.0050	100	107	40-147	6.70	20
Heptachlor	0.0064	0.0065	0.0050	128	129	52-165	0.659	20
Heptachlor epoxide	0.0051	0.0052	0.0050	102	103	46-145	1.47	20
Hexachlorobenzene	0.0055	0.0056	0.0050	111	112	22-156	0.973	20
Hexachlorocyclopentadiene	0.0047	0.0048	0.0050	94	95	43-173	1.69	20
Methoxychlor	0.0056	0.0060	0.0050	112	120	49-150	6.98	20
Aroclor1016	0.014	0.014	0.015	94	95	49-120	0.476	20
Aroclor1260	0.014	0.015	0.015	95	97	48-160	1.59	20
Surrogate Recovery								
Decachlorobiphenyl	0.0038	0.0041	0.0050	75	82	28-170	8.18	20
Decachlorobiphenyl	0.0049	0.0053	0.0050	97	105	28-170	8.18	20

McCampbell Analytical, Inc.
"When Quality Counts"

1534 Willow Pass Road, Pittsburg, CA 94565-1701
Toll Free Telephone: (877) 252-9262 / Fax: (925) 252-9269
http://www.mccampbell.com / E-mail: main@mccampbell.com

Quality Control Report

Client:	Farallon Consulting	**WorkOrder:**	1905D23
Date Prepared:	5/23/19	**BatchID:**	178402
Date Analyzed:	5/24/19 - 5/29/19	**Extraction Method:**	SW3510C
Instrument:	GC22	**Analytical Method:**	SW8081A
Matrix:	Water	**Unit:**	µg/L
Project:	2250-001; 1055 Commercial Ct.	**Sample ID:**	MB/LCS/LCSD-178402

QC Summary Report for SW8081A

Analyte	MB Result	MDL	RL	SPK Val	MB SS %REC	MB SS Limits
Aldrin	ND	0.0010	0.0050	-	-	-
a-BHC	ND	0.0017	0.010	-	-	-
b-BHC	ND	0.0023	0.0050	-	-	-
d-BHC	ND	0.0013	0.0050	-	-	-
g-BHC	ND	0.0018	0.020	-	-	-
Chlordane (Technical)	ND	0.050	0.10	-	-	-
a-Chlordane	ND	0.0018	0.050	-	-	-
g-Chlordane	ND	0.0033	0.050	-	-	-
p,p-DDD	ND	0.0027	0.010	-	-	-
p,p-DDE	ND	0.0040	0.010	-	-	-
p,p-DDT	ND	0.0017	0.010	-	-	-
Dieldrin	ND	0.0027	0.010	-	-	-
Endosulfan I	ND	0.0016	0.020	-	-	-
Endosulfan II	ND	0.0011	0.020	-	-	-
Endosulfan sulfate	ND	0.0017	0.050	-	-	-
Endrin	ND	0.0010	0.010	-	-	-
Endrin aldehyde	ND	0.0029	0.050	-	-	-
Endrin ketone	ND	0.0012	0.050	-	-	-
Heptachlor	ND	0.0019	0.010	-	-	-
Heptachlor epoxide	ND	0.0015	0.010	-	-	-
Hexachlorobenzene	ND	0.0016	0.50	-	-	-
Hexachlorocyclopentadiene	ND	0.0018	1.0	-	-	-
Methoxychlor	ND	0.0029	0.10	-	-	-
Toxaphene	ND	0.23	0.50	-	-	-
Surrogate Recovery						
Decachlorobiphenyl	1.6			1.25	129	61-139

(Cont.)

McCampbell Analytical, Inc.
"When Quality Counts"

1534 Willow Pass Road, Pittsburg, CA 94565-1701
Toll Free Telephone: (877) 252-9262 / Fax: (925) 252-9269
http://www.mccampbell.com / E-mail: main@mccampbell.com

Quality Control Report

Client:	Farallon Consulting	**WorkOrder:**	1905D23
Date Prepared:	5/23/19	**BatchID:**	178402
Date Analyzed:	5/24/19 - 5/29/19	**Extraction Method:**	SW3510C
Instrument:	GC22	**Analytical Method:**	SW8081A
Matrix:	Water	**Unit:**	µg/L
Project:	2250-001; 1055 Commercial Ct.	**Sample ID:**	MB/LCS/LCSD-178402

QC Summary Report for SW8081A

Analyte	LCS Result	LCSD Result	SPK Val	LCS %REC	LCSD %REC	LCS/LCSD Limits	RPD	RPD Limit
Aldrin	1.5	1.5	1.25	119	116	69-156	2.61	20
a-BHC	1.5	1.5	1.25	121	120	90-160	1.37	20
b-BHC	1.3	1.3	1.25	106	104	56-143	2.55	20
d-BHC	1.6	1.5	1.25	125	123	76-151	1.99	20
g-BHC	1.5	1.4	1.25	118	114	93-150	2.91	20
a-Chlordane	1.3	1.3	1.25	106	104	72-148	1.87	20
g-Chlordane	1.5	1.5	1.25	119	118	77-151	0.836	20
p,p-DDD	1.0	1.0	1.25	82	83	76-154	1.24	20
p,p-DDE	1.5	1.5	1.25	119	119	74-157	0	20
p,p-DDT	1.4	1.4	1.25	109	111	78-149	1.37	20
Dieldrin	1.6	1.6	1.25	129	129	89-171	0	20
Endosulfan I	1.5	1.5	1.25	123	122	89-147	0.562	20
Endosulfan II	1.4	1.4	1.25	110	111	70-143	0.938	20
Endosulfan sulfate	1.4	1.4	1.25	110	112	75-139	1.91	20
Endrin	1.6	1.6	1.25	129	129	84-162	0	20
Endrin aldehyde	1.5	1.5	1.25	121, F2	122, F2	25-118	0.828	20
Endrin ketone	1.3	1.4	1.25	108	110	73-138	1.87	20
Heptachlor	1.5	1.5	1.25	122	118	86-159	3.01	20
Heptachlor epoxide	1.4	1.4	1.25	113	111	72-144	1.49	20
Hexachlorobenzene	1.6	1.6	1.25	130	128	63-147	1.69	20
Hexachlorocyclopentadiene	1.2	1.2	1.25	94	97	27-155	3.49	20
Methoxychlor	1.6	1.6	1.25	128	128	76-155	0	20
Surrogate Recovery								
Decachlorobiphenyl	1.5	1.5	1.25	118	122	61-139	3.24	20

McCampbell Analytical, Inc.
"When Quality Counts"

1534 Willow Pass Road, Pittsburg, CA 94565-1701
Toll Free Telephone: (877) 252-9262 / Fax: (925) 252-9269
http://www.mccampbell.com / E-mail: main@mccampbell.com

Quality Control Report

Client:	Farallon Consulting	**WorkOrder:**	1905D23
Date Prepared:	5/29/19	**BatchID:**	178661
Date Analyzed:	5/29/19 - 5/30/19	**Extraction Method:**	SW3550B/3640Am/3630Cm
Instrument:	GC23	**Analytical Method:**	SW8081A/8082
Matrix:	Soil	**Unit:**	mg/kg
Project:	2250-001; 1055 Commercial Ct.	**Sample ID:**	MB/LCS/LCSD-178661

QC Summary Report for SW8081A/8082

Analyte	MB Result	MDL	RL	SPK Val	MB SS %REC	MB SS Limits
Aldrin	ND	0.000036	0.00010	-	-	-
a-BHC	ND	0.000025	0.00010	-	-	-
b-BHC	ND	0.00025	0.00030	-	-	-
d-BHC	ND	0.00013	0.00020	-	-	-
g-BHC	ND	0.000066	0.00010	-	-	-
Chlordane (Technical)	ND	0.00043	0.0025	-	-	-
a-Chlordane	ND	0.000095	0.00010	-	-	-
g-Chlordane	ND	0.000047	0.00010	-	-	-
p,p-DDD	ND	0.000043	0.00010	-	-	-
p,p-DDE	ND	0.000094	0.00010	-	-	-
p,p-DDT	ND	0.000092	0.00010	-	-	-
Dieldrin	ND	0.000061	0.00010	-	-	-
Endosulfan I	ND	0.000048	0.00010	-	-	-
Endosulfan II	ND	0.000076	0.00010	-	-	-
Endosulfan sulfate	ND	0.000078	0.00010	-	-	-
Endrin	ND	0.000035	0.00010	-	-	-
Endrin aldehyde	ND	0.000067	0.00010	-	-	-
Endrin ketone	ND	0.000084	0.00010	-	-	-
Heptachlor	ND	0.000040	0.00010	-	-	-
Heptachlor epoxide	ND	0.000054	0.00010	-	-	-
Hexachlorobenzene	ND	0.00011	0.0010	-	-	-
Hexachlorocyclopentadiene	ND	0.00034	0.0020	-	-	-
Methoxychlor	ND	0.00013	0.00020	-	-	-
Toxaphene	ND	0.0034	0.0050	-	-	-
Aroclor1016	ND	0.0020	0.0050	-	-	-
Aroclor1221	ND	0.0022	0.0050	-	-	-
Aroclor1232	ND	0.0022	0.0050	-	-	-
Aroclor1242	ND	0.0022	0.0050	-	-	-
Aroclor1248	ND	0.0022	0.0050	-	-	-
Aroclor1254	ND	0.0022	0.0050	-	-	-
Aroclor1260	ND	0.0022	0.0050	-	-	-
PCBs, total	ND	N/A	0.0050	-	-	-
Surrogate Recovery						
Decachlorobiphenyl	0.0035			0.0050	70	28-170

(Cont.)

McCampbell Analytical, Inc.
"When Quality Counts"

1534 Willow Pass Road, Pittsburg, CA 94565-1701
Toll Free Telephone: (877) 252-9262 / Fax: (925) 252-9269
http://www.mccampbell.com / E-mail: main@mccampbell.com

Quality Control Report

Client:	Farallon Consulting	**WorkOrder:**	1905D23
Date Prepared:	5/29/19	**BatchID:**	178661
Date Analyzed:	5/29/19 - 5/30/19	**Extraction Method:**	SW3550B/3640Am/3630Cm
Instrument:	GC23	**Analytical Method:**	SW8081A/8082
Matrix:	Soil	**Unit:**	mg/kg
Project:	2250-001; 1055 Commercial Ct.	**Sample ID:**	MB/LCS/LCSD-178661

QC Summary Report for SW8081A/8082

Analyte	LCS Result	LCSD Result	SPK Val	LCS %REC	LCSD %REC	LCS/LCSD Limits	RPD	RPD Limit
Aldrin	0.0056	0.0056	0.0050	112	112	31-155	0	20
a-BHC	0.0053	0.0054	0.0050	105	108	32-160	2.99	20
b-BHC	0.0055	0.0054	0.0050	109	109	44-149	0	20
d-BHC	0.0063	0.0064	0.0050	126	127	37-157	0.778	20
g-BHC	0.0058	0.0058	0.0050	116	116	43-154	0	20
a-Chlordane	0.0052	0.0053	0.0050	105	106	39-150	0.902	20
g-Chlordane	0.0053	0.0055	0.0050	107	110	39-151	2.84	20
p,p-DDD	0.0042	0.0043	0.0050	84	86	30-158	2.18	20
p,p-DDE	0.0051	0.0052	0.0050	103	104	47-149	0.991	20
p,p-DDT	0.0055	0.0056	0.0050	109	113	56-166	3.05	20
Dieldrin	0.0053	0.0053	0.0050	106	107	50-163	1.01	20
Endosulfan I	0.0050	0.0051	0.0050	101	102	45-159	0.992	20
Endosulfan II	0.0045	0.0046	0.0050	91	93	41-155	2.26	20
Endosulfan sulfate	0.0048	0.0049	0.0050	96	99	45-156	2.66	20
Endrin	0.0055	0.0056	0.0050	111	112	54-154	1.45	20
Endrin aldehyde	0.0048	0.0049	0.0050	96	99	27-159	2.66	20
Endrin ketone	0.0052	0.0054	0.0050	104	108	40-147	3.30	20
Heptachlor	0.0062	0.0063	0.0050	124	125	52-165	0.786	20
Heptachlor epoxide	0.0050	0.0050	0.0050	100	101	46-145	0.587	20
Hexachlorobenzene	0.0055	0.0055	0.0050	110	111	22-156	0.476	20
Hexachlorocyclopentadiene	0.0046	0.0047	0.0050	93	95	43-173	2.43	20
Methoxychlor	0.0056	0.0058	0.0050	112	116	49-150	3.53	20
Aroclor1016	0.016	0.016	0.015	104	105	49-120	0.759	20
Aroclor1260	0.022	0.022	0.015	147	146	48-160	0.506	20
Surrogate Recovery								
Decachlorobiphenyl	0.0042	0.0043	0.0050	83	86	28-170	3.38	20

McCampbell Analytical, Inc.
"When Quality Counts"

1534 Willow Pass Road, Pittsburg, CA 94565-1701
Toll Free Telephone: (877) 252-9262 / Fax: (925) 252-9269
http://www.mccampbell.com / E-mail: main@mccampbell.com

Quality Control Report

Client:	Farallon Consulting	**WorkOrder:**	1905D23
Date Prepared:	5/23/19	**BatchID:**	178489
Date Analyzed:	5/25/19	**Extraction Method:**	SW5035
Instrument:	GC18	**Analytical Method:**	SW8260B
Matrix:	Soil	**Unit:**	mg/Kg
Project:	2250-001; 1055 Commercial Ct.	**Sample ID:**	MB/LCS/LCSD-178489

QC Summary Report for SW8260B

Analyte	MB Result	MDL	RL	SPK Val	MB SS %REC	MB SS Limits
Acetone	ND	0.13	0.20	-	-	-
tert-Amyl methyl ether (TAME)	ND	0.0016	0.010	-	-	-
Benzene	ND	0.0020	0.010	-	-	-
Bromobenzene	ND	0.0024	0.010	-	-	-
Bromochloromethane	ND	0.0022	0.010	-	-	-
Bromodichloromethane	ND	0.00056	0.0020	-	-	-
Bromoform	ND	0.0034	0.010	-	-	-
Bromomethane	ND	0.0036	0.010	-	-	-
2-Butanone (MEK)	ND	0.022	0.040	-	-	-
t-Butyl alcohol (TBA)	ND	0.064	0.10	-	-	-
n-Butyl benzene	ND	0.0042	0.010	-	-	-
sec-Butyl benzene	ND	0.0034	0.010	-	-	-
tert-Butyl benzene	ND	0.0026	0.010	-	-	-
Carbon Disulfide	ND	0.0060	0.010	-	-	-
Carbon Tetrachloride	ND	0.0018	0.010	-	-	-
Chlorobenzene	ND	0.0017	0.010	-	-	-
Chloroethane	ND	0.0040	0.010	-	-	-
Chloroform	0.00068,J	0.00022	0.010	-	-	-
Chloromethane	ND	0.0052	0.010	-	-	-
2-Chlorotoluene	ND	0.0032	0.010	-	-	-
4-Chlorotoluene	ND	0.0024	0.010	-	-	-
Dibromochloromethane	ND	0.00038	0.010	-	-	-
1,2-Dibromo-3-chloropropane	ND	0.00032	0.00050	-	-	-
1,2-Dibromoethane (EDB)	ND	0.000068	0.00020	-	-	-
Dibromomethane	ND	0.0016	0.010	-	-	-
1,2-Dichlorobenzene	ND	0.0022	0.010	-	-	-
1,3-Dichlorobenzene	ND	0.0020	0.010	-	-	-
1,4-Dichlorobenzene	ND	0.0017	0.010	-	-	-
Dichlorodifluoromethane	ND	0.0026	0.010	-	-	-
1,1-Dichloroethane	ND	0.0018	0.010	-	-	-
1,2-Dichloroethane (1,2-DCA)	ND	0.00017	0.00050	-	-	-
1,1-Dichloroethene	ND	0.000056	0.00050	-	-	-
cis-1,2-Dichloroethene	ND	0.0017	0.010	-	-	-
trans-1,2-Dichloroethene	ND	0.0022	0.010	-	-	-
1,2-Dichloropropane	ND	0.0016	0.010	-	-	-
1,3-Dichloropropane	ND	0.0014	0.010	-	-	-
2,2-Dichloropropane	ND	0.0038	0.010	-	-	-
1,1-Dichloropropene	ND	0.0017	0.010	-	-	-

(Cont.)

McCampbell Analytical, Inc.
"When Quality Counts"

1534 Willow Pass Road, Pittsburg, CA 94565-1701
Toll Free Telephone: (877) 252-9262 / Fax: (925) 252-9269
http://www.mccampbell.com / E-mail: main@mccampbell.com

Quality Control Report

Client:	Farallon Consulting	**WorkOrder:**	1905D23
Date Prepared:	5/23/19	**BatchID:**	178489
Date Analyzed:	5/25/19	**Extraction Method:**	SW5035
Instrument:	GC18	**Analytical Method:**	SW8260B
Matrix:	Soil	**Unit:**	mg/Kg
Project:	2250-001; 1055 Commercial Ct.	**Sample ID:**	MB/LCS/LCSD-178489

QC Summary Report for SW8260B

Analyte	MB Result	MDL	RL	SPK Val	MB SS %REC	MB SS Limits
cis-1,3-Dichloropropene	ND	0.0034	0.010	-	-	-
trans-1,3-Dichloropropene	ND	0.0040	0.010	-	-	-
Diisopropyl ether (DIPE)	ND	0.0022	0.010	-	-	-
Ethylbenzene	ND	0.0019	0.010	-	-	-
Ethyl tert-butyl ether (ETBE)	ND	0.0022	0.010	-	-	-
Freon 113	ND	0.0022	0.010	-	-	-
Hexachlorobutadiene	ND	0.0046	0.010	-	-	-
Hexachloroethane	ND	0.0028	0.010	-	-	-
2-Hexanone	ND	0.0062	0.010	-	-	-
Isopropylbenzene	ND	0.0034	0.010	-	-	-
4-Isopropyl toluene	ND	0.0030	0.010	-	-	-
Methyl-t-butyl ether (MTBE)	ND	0.0034	0.010	-	-	-
Methylene chloride	ND	0.016	0.020	-	-	-
4-Methyl-2-pentanone (MIBK)	ND	0.0058	0.010	-	-	-
Naphthalene	ND	0.0072	0.010	-	-	-
n-Propyl benzene	ND	0.0032	0.010	-	-	-
Styrene	ND	0.0054	0.010	-	-	-
1,1,1,2-Tetrachloroethane	ND	0.0018	0.010	-	-	-
1,1,2,2-Tetrachloroethane	ND	0.000087	0.00050	-	-	-
Tetrachloroethene	ND	0.00040	0.0020	-	-	-
Toluene	ND	0.0032	0.010	-	-	-
1,2,3-Trichlorobenzene	ND	0.0074	0.010	-	-	-
1,2,4-Trichlorobenzene	ND	0.0036	0.010	-	-	-
1,1,1-Trichloroethane	ND	0.0017	0.010	-	-	-
1,1,2-Trichloroethane	ND	0.0013	0.010	-	-	-
Trichloroethene	ND	0.0032	0.010	-	-	-
Trichlorofluoromethane	ND	0.0028	0.010	-	-	-
1,2,3-Trichloropropane	ND	0.000084	0.00020	-	-	-
1,2,4-Trimethylbenzene	ND	0.0030	0.010	-	-	-
1,3,5-Trimethylbenzene	ND	0.0032	0.010	-	-	-
Vinyl Chloride	ND	0.00011	0.00050	-	-	-
m,p-Xylene	ND	0.0046	0.010	-	-	-
o-Xylene	ND	0.0015	0.010	-	-	-

(Cont.)

McCampbell Analytical, Inc.
"When Quality Counts"

1534 Willow Pass Road, Pittsburg, CA 94565-1701
Toll Free Telephone: (877) 252-9262 / Fax: (925) 252-9269
http://www.mccampbell.com / E-mail: main@mccampbell.com

Quality Control Report

Client:	Farallon Consulting	**WorkOrder:**	1905D23
Date Prepared:	5/23/19	**BatchID:**	178489
Date Analyzed:	5/25/19	**Extraction Method:**	SW5035
Instrument:	GC18	**Analytical Method:**	SW8260B
Matrix:	Soil	**Unit:**	mg/Kg
Project:	2250-001; 1055 Commercial Ct.	**Sample ID:**	MB/LCS/LCSD-178489

QC Summary Report for SW8260B

Analyte	MB Result	MDL	RL	SPK Val	MB SS %REC	MB SS Limits
Surrogate Recovery						
Dibromofluoromethane	0.22			0.25	89	85-129
Toluene-d8	0.26			0.25	106	98-136
4-BFB	0.022			0.025	89	83-137
Benzene-d6	0.22			0.20	108	67-135
Ethylbenzene-d10	0.23			0.20	116	81-152
1,2-DCB-d4	0.16			0.20	80	61-112

(Cont.)

McCampbell Analytical, Inc.
"When Quality Counts"

1534 Willow Pass Road, Pittsburg, CA 94565-1701
Toll Free Telephone: (877) 252-9262 / Fax: (925) 252-9269
http://www.mccampbell.com / E-mail: main@mccampbell.com

Quality Control Report

Client:	Farallon Consulting	**WorkOrder:**	1905D23
Date Prepared:	5/23/19	**BatchID:**	178489
Date Analyzed:	5/25/19	**Extraction Method:**	SW5035
Instrument:	GC18	**Analytical Method:**	SW8260B
Matrix:	Soil	**Unit:**	mg/Kg
Project:	2250-001; 1055 Commercial Ct.	**Sample ID:**	MB/LCS/LCSD-178489

QC Summary Report for SW8260B

Analyte	LCS Result	LCSD Result	SPK Val	LCS %REC	LCSD %REC	LCS/LCSD Limits	RPD	RPD Limit
Acetone	0.37	0.34	0.80	46, F2	42, F2	65-143	9.36	20
tert-Amyl methyl ether (TAME)	0.028	0.026	0.040	69	66	55-119	4.34	20
Benzene	0.034	0.032	0.040	84	80	64-131	5.42	20
Bromobenzene	0.031	0.029	0.040	79	73	66-132	6.74	20
Bromochloromethane	0.032	0.030	0.040	81	76	66-123	6.00	20
Bromodichloromethane	0.030	0.028	0.040	74	70	63-121	5.80	20
Bromoform	0.023	0.023	0.040	59	57	50-92	3.70	20
Bromomethane	0.024	0.022	0.040	59	56	42-146	6.01	20
2-Butanone (MEK)	0.13	0.13	0.16	80	82	59-127	2.63	20
t-Butyl alcohol (TBA)	0.12	0.12	0.16	77	74	54-132	3.58	20
n-Butyl benzene	0.043	0.039	0.040	107	98	91-188	8.58	20
sec-Butyl benzene	0.043	0.039	0.040	108	98	89-186	9.47	20
tert-Butyl benzene	0.040	0.038	0.040	101	94	83-180	6.49	20
Carbon Disulfide	0.031	0.027	0.040	77	68	59-149	12.9	20
Carbon Tetrachloride	0.033	0.031	0.040	83	78	66-139	6.15	20
Chlorobenzene	0.032	0.030	0.040	80	75	65-127	6.18	20
Chloroethane	0.032	0.030	0.040	80	75	41-142	6.97	20
Chloroform	0.033	0.032	0.040	83	79	73-124	5.62	20
Chloromethane	0.024	0.023	0.040	60	58	28-144	3.48	20
2-Chlorotoluene	0.038	0.035	0.040	95	87	76-152	7.88	20
4-Chlorotoluene	0.035	0.032	0.040	88	81	71-148	7.97	20
Dibromochloromethane	0.031	0.029	0.040	77	72	63-105	6.05	20
1,2-Dibromo-3-chloropropane	0.028	0.027	0.016	177, F2	167, F2	42-115	5.71	20
1,2-Dibromoethane (EDB)	0.027	0.026	0.040	68	64, F2	66-126	6.20	20
Dibromomethane	0.029	0.028	0.040	73	71	63-116	3.40	20
1,2-Dichlorobenzene	0.028	0.026	0.040	69	65	59-107	6.38	20
1,3-Dichlorobenzene	0.034	0.032	0.040	86	80	74-131	6.22	20
1,4-Dichlorobenzene	0.033	0.031	0.040	82	77	67-125	5.87	20
Dichlorodifluoromethane	0.014	0.012	0.040	35	31	9-81	12.5	20
1,1-Dichloroethane	0.032	0.030	0.040	81	76	71-129	5.83	20
1,2-Dichloroethane (1,2-DCA)	0.031	0.029	0.040	77	73	66-122	5.62	20
1,1-Dichloroethene	0.032	0.030	0.040	80	74	59-134	6.80	20
cis-1,2-Dichloroethene	0.034	0.032	0.040	86	81	63-135	6.58	20
trans-1,2-Dichloroethene	0.033	0.031	0.040	82	77	54-140	6.48	20
1,2-Dichloropropane	0.031	0.029	0.040	78	73	65-127	5.62	20
1,3-Dichloropropane	0.031	0.029	0.040	77	73	62-135	5.54	20
2,2-Dichloropropane	0.033	0.031	0.040	82	77	69-145	6.54	20
1,1-Dichloropropene	0.031	0.029	0.040	77	73	66-138	5.98	20

(Cont.)

McCampbell Analytical, Inc.
"When Quality Counts"

1534 Willow Pass Road, Pittsburg, CA 94565-1701
Toll Free Telephone: (877) 252-9262 / Fax: (925) 252-9269
http://www.mccampbell.com / E-mail: main@mccampbell.com

Quality Control Report

Client:	Farallon Consulting	**WorkOrder:**	1905D23
Date Prepared:	5/23/19	**BatchID:**	178489
Date Analyzed:	5/25/19	**Extraction Method:**	SW5035
Instrument:	GC18	**Analytical Method:**	SW8260B
Matrix:	Soil	**Unit:**	mg/Kg
Project:	2250-001; 1055 Commercial Ct.	**Sample ID:**	MB/LCS/LCSD-178489

QC Summary Report for SW8260B

Analyte	LCS Result	LCSD Result	SPK Val	LCS %REC	LCSD %REC	LCS/LCSD Limits	RPD	RPD Limit
cis-1,3-Dichloropropene	0.031	0.029	0.040	77	72	65-141	6.89	20
trans-1,3-Dichloropropene	0.032	0.030	0.040	80	75	66-126	6.01	20
Diisopropyl ether (DIPE)	0.029	0.028	0.040	72	69, F2	70-119	4.54	20
Ethylbenzene	0.034	0.032	0.040	85	80	79-138	6.25	20
Ethyl tert-butyl ether (ETBE)	0.029	0.028	0.040	73	69	69-119	5.03	20
Freon 113	0.028	0.026	0.040	71	66	50-122	7.18	20
Hexachlorobutadiene	0.045	0.042	0.040	114	105	81-188	8.25	20
Hexachloroethane	0.044	0.040	0.040	109	100	78-155	9.24	20
2-Hexanone	0.026	0.024	0.040	65	61	48-107	6.47	20
Isopropylbenzene	0.043	0.039	0.040	107	98	71-169	8.21	20
4-Isopropyl toluene	0.048	0.044	0.040	119	110	88-172	8.43	20
Methyl-t-butyl ether (MTBE)	0.029	0.028	0.040	73	70	63-121	4.13	20
Methylene chloride	0.022	0.020	0.040	56, F2	50, F2	62-133	10.7	20
4-Methyl-2-pentanone (MIBK)	0.023	0.022	0.040	57	56	50-109	3.01	20
Naphthalene	0.017	0.017	0.040	43	42	29-69	3.31	20
n-Propyl benzene	0.043	0.039	0.040	107	97	81-181	9.85	20
Styrene	0.026	0.024	0.040	64	61, F2	62-129	5.60	20
1,1,1,2-Tetrachloroethane	0.033	0.030	0.040	82	76	74-130	7.18	20
1,1,2,2-Tetrachloroethane	0.028	0.026	0.040	70	65	42-126	7.67	20
Tetrachloroethene	0.037	0.034	0.040	92	86	72-153	6.45	20
Toluene	0.033	0.032	0.040	83	79	70-140	5.18	20
1,2,3-Trichlorobenzene	0.020	0.019	0.040	50	49	33-87	3.57	20
1,2,4-Trichlorobenzene	0.027	0.026	0.040	66	64	46-109	3.38	20
1,1,1-Trichloroethane	0.030	0.028	0.040	75	71, F2	72-135	6.07	20
1,1,2-Trichloroethane	0.031	0.029	0.040	77	72	60-130	6.13	20
Trichloroethene	0.031	0.030	0.040	78	74	57-146	5.36	20
Trichlorofluoromethane	0.026	0.025	0.040	66	62	52-130	5.84	20
1,2,3-Trichloropropane	0.032	0.030	0.040	81	76	65-130	6.40	20
1,2,4-Trimethylbenzene	0.036	0.033	0.040	89	83	83-156	7.03	20
1,3,5-Trimethylbenzene	0.040	0.037	0.040	100	93	86-167	7.47	20
Vinyl Chloride	0.029	0.027	0.040	71	67	33-141	6.02	20
m,p-Xylene	0.066	0.062	0.080	82	78	70-141	5.33	20
o-Xylene	0.033	0.031	0.040	82	77	74-130	5.69	20

(Cont.)

McCampbell Analytical, Inc.
"When Quality Counts"

1534 Willow Pass Road, Pittsburg, CA 94565-1701
Toll Free Telephone: (877) 252-9262 / Fax: (925) 252-9269
http://www.mccampbell.com / E-mail: main@mccampbell.com

Quality Control Report

Client:	Farallon Consulting	**WorkOrder:**	1905D23
Date Prepared:	5/23/19	**BatchID:**	178489
Date Analyzed:	5/25/19	**Extraction Method:**	SW5035
Instrument:	GC18	**Analytical Method:**	SW8260B
Matrix:	Soil	**Unit:**	mg/Kg
Project:	2250-001; 1055 Commercial Ct.	**Sample ID:**	MB/LCS/LCSD-178489

QC Summary Report for SW8260B

Analyte	LCS Result	LCSD Result	SPK Val	LCS %REC	LCSD %REC	LCS/LCSD Limits	RPD	RPD Limit
Surrogate Recovery								
Dibromofluoromethane	0.22	0.22	0.25	88	88	85-129	0	20
Toluene-d8	0.26	0.26	0.25	103	103	98-136	0	20
4-BFB	0.021	0.021	0.025	86	85	83-137	0.251	20
Benzene-d6	0.21	0.20	0.20	104	100	67-135	4.01	20
Ethylbenzene-d10	0.22	0.21	0.20	111	105	81-152	5.79	20
1,2-DCB-d4	0.16	0.15	0.20	78	76	61-112	2.69	20

McCampbell Analytical, Inc.
"When Quality Counts"

1534 Willow Pass Road, Pittsburg, CA 94565-1701
Toll Free Telephone: (877) 252-9262 / Fax: (925) 252-9269
http://www.mccampbell.com / E-mail: main@mccampbell.com

Quality Control Report

Client:	Farallon Consulting	**WorkOrder:**	1905D23
Date Prepared:	5/24/19	**BatchID:**	178524
Date Analyzed:	5/24/19	**Extraction Method:**	SW5030B
Instrument:	GC16	**Analytical Method:**	SW8260B
Matrix:	Water	**Unit:**	µg/L
Project:	2250-001; 1055 Commercial Ct.	**Sample ID:**	MB/LCS/LCSD-178524

QC Summary Report for SW8260B

Analyte	MB Result	MDL	RL	SPK Val	MB SS %REC	MB SS Limits
Acetone	ND	6.3	10	-	-	-
tert-Amyl methyl ether (TAME)	ND	0.12	0.50	-	-	-
Benzene	ND	0.029	0.20	-	-	-
Bromobenzene	ND	0.12	0.50	-	-	-
Bromochloromethane	ND	0.10	0.50	-	-	-
Bromodichloromethane	ND	0.025	0.050	-	-	-
Bromoform	ND	0.27	0.50	-	-	-
Bromomethane	ND	0.19	0.50	-	-	-
2-Butanone (MEK)	ND	1.9	5.0	-	-	-
t-Butyl alcohol (TBA)	ND	1.7	5.0	-	-	-
n-Butyl benzene	ND	0.22	0.50	-	-	-
sec-Butyl benzene	ND	0.17	0.50	-	-	-
tert-Butyl benzene	ND	0.13	0.50	-	-	-
Carbon Disulfide	ND	0.26	0.50	-	-	-
Carbon Tetrachloride	ND	0.028	0.050	-	-	-
Chlorobenzene	ND	0.10	0.50	-	-	-
Chloroethane	ND	0.22	0.50	-	-	-
Chloroform	ND	0.052	0.10	-	-	-
Chloromethane	ND	0.29	0.50	-	-	-
2-Chlorotoluene	ND	0.14	0.50	-	-	-
4-Chlorotoluene	ND	0.12	0.50	-	-	-
Dibromochloromethane	ND	0.059	0.15	-	-	-
1,2-Dibromo-3-chloropropane	ND	0.0029	0.0050	-	-	-
1,2-Dibromoethane (EDB)	0.021	0.0034	0.0050	-	-	-
Dibromomethane	ND	0.12	0.50	-	-	-
1,2-Dichlorobenzene	ND	0.14	0.50	-	-	-
1,3-Dichlorobenzene	ND	0.12	0.50	-	-	-
1,4-Dichlorobenzene	ND	0.089	0.50	-	-	-
Dichlorodifluoromethane	ND	0.29	0.50	-	-	-
1,1-Dichloroethane	ND	0.15	0.50	-	-	-
1,2-Dichloroethane (1,2-DCA)	ND	0.0075	0.010	-	-	-
1,1-Dichloroethene	ND	0.0084	0.010	-	-	-
cis-1,2-Dichloroethene	ND	0.093	0.50	-	-	-
trans-1,2-Dichloroethene	ND	0.11	0.50	-	-	-
1,2-Dichloropropane	ND	0.017	0.20	-	-	-
1,3-Dichloropropane	ND	0.18	0.50	-	-	-
2,2-Dichloropropane	ND	0.23	0.50	-	-	-
1,1-Dichloropropene	ND	0.095	0.50	-	-	-

(Cont.)

McCampbell Analytical, Inc.
"When Quality Counts"

1534 Willow Pass Road, Pittsburg, CA 94565-1701
Toll Free Telephone: (877) 252-9262 / Fax: (925) 252-9269
http://www.mccampbell.com / E-mail: main@mccampbell.com

Quality Control Report

Client:	Farallon Consulting	**WorkOrder:**	1905D23
Date Prepared:	5/24/19	**BatchID:**	178524
Date Analyzed:	5/24/19	**Extraction Method:**	SW5030B
Instrument:	GC16	**Analytical Method:**	SW8260B
Matrix:	Water	**Unit:**	µg/L
Project:	2250-001; 1055 Commercial Ct.	**Sample ID:**	MB/LCS/LCSD-178524

QC Summary Report for SW8260B

Analyte	MB Result	MDL	RL	SPK Val	MB SS %REC	MB SS Limits
cis-1,3-Dichloropropene	ND	0.20	0.50	-	-	-
trans-1,3-Dichloropropene	ND	0.26	0.50	-	-	-
Diisopropyl ether (DIPE)	ND	0.12	0.50	-	-	-
Ethylbenzene	ND	0.13	0.50	-	-	-
Ethyl tert-butyl ether (ETBE)	ND	0.20	0.50	-	-	-
Freon 113	ND	0.15	0.50	-	-	-
Hexachlorobutadiene	ND	0.052	0.10	-	-	-
Hexachloroethane	ND	0.058	0.20	-	-	-
2-Hexanone	ND	0.42	0.50	-	-	-
Isopropylbenzene	ND	0.16	0.50	-	-	-
4-Isopropyl toluene	ND	0.15	0.50	-	-	-
Methyl-t-butyl ether (MTBE)	ND	0.15	0.50	-	-	-
Methylene chloride	ND	1.1	2.0	-	-	-
4-Methyl-2-pentanone (MIBK)	ND	0.39	0.50	-	-	-
Naphthalene	ND	0.088	0.10	-	-	-
n-Propyl benzene	ND	0.12	0.50	-	-	-
Styrene	ND	0.34	2.0	-	-	-
1,1,1,2-Tetrachloroethane	ND	0.14	0.50	-	-	-
1,1,2,2-Tetrachloroethane	0.011,J	0.0083	0.020	-	-	-
Tetrachloroethene	ND	0.17	0.20	-	-	-
Toluene	ND	0.16	0.50	-	-	-
1,2,3-Trichlorobenzene	ND	0.22	0.50	-	-	-
1,2,4-Trichlorobenzene	ND	0.20	0.50	-	-	-
1,1,1-Trichloroethane	ND	0.13	0.50	-	-	-
1,1,2-Trichloroethane	ND	0.054	0.20	-	-	-
Trichloroethene	ND	0.051	0.20	-	-	-
Trichlorofluoromethane	ND	0.18	0.50	-	-	-
1,2,3-Trichloropropane	ND	0.0047	0.0050	-	-	-
1,2,4-Trimethylbenzene	ND	0.18	0.50	-	-	-
1,3,5-Trimethylbenzene	ND	0.16	0.50	-	-	-
Vinyl Chloride	ND	0.0043	0.0050	-	-	-
m,p-Xylene	ND	0.24	0.50	-	-	-
o-Xylene	ND	0.12	0.50	-	-	-

(Cont.)

McCampbell Analytical, Inc.
"When Quality Counts"

1534 Willow Pass Road, Pittsburg, CA 94565-1701
Toll Free Telephone: (877) 252-9262 / Fax: (925) 252-9269
http://www.mccampbell.com / E-mail: main@mccampbell.com

Quality Control Report

Client:	Farallon Consulting	**WorkOrder:**	1905D23
Date Prepared:	5/24/19	**BatchID:**	178524
Date Analyzed:	5/24/19	**Extraction Method:**	SW5030B
Instrument:	GC16	**Analytical Method:**	SW8260B
Matrix:	Water	**Unit:**	µg/L
Project:	2250-001; 1055 Commercial Ct.	**Sample ID:**	MB/LCS/LCSD-178524

QC Summary Report for SW8260B

Analyte	MB Result	MDL	RL	SPK Val	MB SS %REC	MB SS Limits
Surrogate Recovery						
Dibromofluoromethane	22			25	87	78-146
Toluene-d8	22			25	89	85-138
4-BFB	2.2			2.5	89	76-137

(Cont.)

McCampbell Analytical, Inc.
"When Quality Counts"

1534 Willow Pass Road, Pittsburg, CA 94565-1701
Toll Free Telephone: (877) 252-9262 / Fax: (925) 252-9269
http://www.mccampbell.com / E-mail: main@mccampbell.com

Quality Control Report

Client:	Farallon Consulting	**WorkOrder:**	1905D23
Date Prepared:	5/24/19	**BatchID:**	178524
Date Analyzed:	5/24/19	**Extraction Method:**	SW5030B
Instrument:	GC16	**Analytical Method:**	SW8260B
Matrix:	Water	**Unit:**	µg/L
Project:	2250-001; 1055 Commercial Ct.	**Sample ID:**	MB/LCS/LCSD-178524

QC Summary Report for SW8260B

Analyte	LCS Result	LCSD Result	SPK Val	LCS %REC	LCSD %REC	LCS/LCSD Limits	RPD	RPD Limit
Acetone	33	32	40	82	80	49-122	1.87	20
tert-Amyl methyl ether (TAME)	3.2	3.2	4	79	79	64-115	0	20
Benzene	3.4	3.3	4	85	83	73-111	2.98	20
Bromobenzene	3.2	3.0	4	81	75	67-111	8.03	20
Bromochloromethane	3.1	3.1	4	78	77	67-123	1.88	20
Bromodichloromethane	3.2	3.2	4	81	79	68-120	1.87	20
Bromoform	2.9	2.9	4	72	72	66-111	0	20
Bromomethane	2.9	2.7	4	73	69	53-159	6.53	20
2-Butanone (MEK)	12	12	16	73	75	57-122	2.12	20
t-Butyl alcohol (TBA)	13	12	16	78	74	47-126	5.33	20
n-Butyl benzene	3.6	3.4	4	90	84	78-122	6.72	20
sec-Butyl benzene	3.6	3.3	4	89	83	76-120	7.35	20
tert-Butyl benzene	3.3	3.1	4	82	78	70-113	5.78	20
Carbon Disulfide	3.4	3.3	4	86	83	74-119	4.14	20
Carbon Tetrachloride	3.6	3.5	4	90	87	73-116	3.18	20
Chlorobenzene	3.2	3.0	4	79	75	74-110	5.50	20
Chloroethane	3.6	3.4	4	89	86	58-139	3.65	20
Chloroform	3.3	3.2	4	84	81	73-119	3.57	20
Chloromethane	2.6	2.5	4	66	63	42-138	4.66	20
2-Chlorotoluene	3.3	3.0	4	83	75	75-112	10.2	20
4-Chlorotoluene	3.3	3.0	4	83	75	73-109	10.2	20
Dibromochloromethane	3.1	3.0	4	76	76	64-119	0	20
1,2-Dibromo-3-chloropropane	3.0	2.8	4	75	71	55-115	5.09	20
1,2-Dibromoethane (EDB)	2.9	2.9	4	72	72	69-113	0	20
Dibromomethane	3.0	3.1	4	76	77	71-117	2.29	20
1,2-Dichlorobenzene	3.4	3.2	4	86	80	72-110	6.69	20
1,3-Dichlorobenzene	3.2	3.0	4	80	76	75-115	5.58	20
1,4-Dichlorobenzene	3.3	3.1	4	82	77	76-108	6.44	20
Dichlorodifluoromethane	3.2	2.9	4	80	74	32-150	7.90	20
1,1-Dichloroethane	3.4	3.2	4	84	81	73-121	3.91	20
1,2-Dichloroethane (1,2-DCA)	3.3	3.3	4	83	83	69-121	0	20
1,1-Dichloroethene	3.3	3.2	4	84	80	76-129	4.63	20
cis-1,2-Dichloroethene	3.3	3.3	4	84	83	69-122	0.0590	20
trans-1,2-Dichloroethene	3.3	3.2	4	84	79	71-120	5.57	20
1,2-Dichloropropane	3.3	3.2	4	82	80	72-116	3.10	20
1,3-Dichloropropane	3.0	3.0	4	75	76	71-112	0.688	20
2,2-Dichloropropane	3.9	3.7	4	98	93	71-126	5.19	20
1,1-Dichloropropene	3.5	3.4	4	88	84	77-117	3.75	20

(Cont.)

McCampbell Analytical, Inc.
"When Quality Counts"

1534 Willow Pass Road, Pittsburg, CA 94565-1701
Toll Free Telephone: (877) 252-9262 / Fax: (925) 252-9269
http://www.mccampbell.com / E-mail: main@mccampbell.com

Quality Control Report

Client:	Farallon Consulting	**WorkOrder:**	1905D23
Date Prepared:	5/24/19	**BatchID:**	178524
Date Analyzed:	5/24/19	**Extraction Method:**	SW5030B
Instrument:	GC16	**Analytical Method:**	SW8260B
Matrix:	Water	**Unit:**	µg/L
Project:	2250-001; 1055 Commercial Ct.	**Sample ID:**	MB/LCS/LCSD-178524

QC Summary Report for SW8260B

Analyte	LCS Result	LCSD Result	SPK Val	LCS %REC	LCSD %REC	LCS/LCSD Limits	RPD	RPD Limit
cis-1,3-Dichloropropene	3.0	3.0	4	75	74	74-115	1.58	20
trans-1,3-Dichloropropene	3.2	3.1	4	79	79	74-115	0	20
Diisopropyl ether (DIPE)	3.4	3.3	4	84	83	69-118	1.57	20
Ethylbenzene	3.3	3.1	4	84	78	77-110	6.40	20
Ethyl tert-butyl ether (ETBE)	3.3	3.3	4	82	82	64-119	0	20
Freon 113	3.4	3.3	4	86	82	73-114	4.05	20
Hexachlorobutadiene	3.4	3.1	4	86	77	65-120	10.2	20
Hexachloroethane	3.2	2.9	4	80	72	68-114	9.58	20
2-Hexanone	2.8	2.9	4	71	73	56-110	2.45	20
Isopropylbenzene	3.6	3.1	4	89	78	75-120	13.0	20
4-Isopropyl toluene	3.9	3.6	4	99	91	75-117	7.92	20
Methyl-t-butyl ether (MTBE)	3.1	3.1	4	77	78	64-120	0.992	20
Methylene chloride	3.1	3.0	4	78	74	62-121	4.54	20
4-Methyl-2-pentanone (MIBK)	2.9	3.1	4	73	77	58-112	4.51	20
Naphthalene	3.3	3.1	4	83	78	62-118	6.69	20
n-Propyl benzene	3.5	3.1	4	87	78	76-115	10.6	20
Styrene	2.8	2.6	4	70	65, F2	69-110	7.00	20
1,1,1,2-Tetrachloroethane	3.1	3.0	4	76	74	68-116	2.76	20
1,1,2,2-Tetrachloroethane	3.1	3.0	4	79	74	64-114	5.51	20
Tetrachloroethene	3.2	3.1	4	81	78	62-116	3.38	20
Toluene	3.0	2.9	4	75	72, F2	75-104	3.11	20
1,2,3-Trichlorobenzene	3.3	3.2	4	83	79	61-119	4.54	20
1,2,4-Trichlorobenzene	3.5	3.2	4	87	80	63-122	8.53	20
1,1,1-Trichloroethane	3.5	3.3	4	87	83	77-115	4.76	20
1,1,2-Trichloroethane	2.9	2.9	4	72	73	68-111	0.148	20
Trichloroethene	3.1	3.1	4	78	77	65-116	2.30	20
Trichlorofluoromethane	3.2	3.1	4	81	78	60-126	3.00	20
1,2,3-Trichloropropane	3.1	3.0	4	78	75	64-112	3.95	20
1,2,4-Trimethylbenzene	3.1	2.9	4	77	73, F2	75-114	5.61	20
1,3,5-Trimethylbenzene	3.3	3.1	4	82	78	76-114	5.12	20
Vinyl Chloride	3.6	3.5	4	91	87	64-148	4.90	20
m,p-Xylene	6.9	6.6	8	87	83	66-129	4.83	20
o-Xylene	3.4	3.2	4	86	81	71-128	5.89	20

(Cont.)

McCampbell Analytical, Inc.
"When Quality Counts"

1534 Willow Pass Road, Pittsburg, CA 94565-1701
Toll Free Telephone: (877) 252-9262 / Fax: (925) 252-9269
http://www.mccampbell.com / E-mail: main@mccampbell.com

Quality Control Report

Client:	Farallon Consulting	**WorkOrder:**	1905D23
Date Prepared:	5/24/19	**BatchID:**	178524
Date Analyzed:	5/24/19	**Extraction Method:**	SW5030B
Instrument:	GC16	**Analytical Method:**	SW8260B
Matrix:	Water	**Unit:**	µg/L
Project:	2250-001; 1055 Commercial Ct.	**Sample ID:**	MB/LCS/LCSD-178524

QC Summary Report for SW8260B

Analyte	LCS Result	LCSD Result	SPK Val	LCS %REC	LCSD %REC	LCS/LCSD Limits	RPD	RPD Limit
Surrogate Recovery								
Dibromofluoromethane	23	23	25	92	92	78-146	0	20
Toluene-d8	22	22	25	88	86	85-138	2.03	20
4-BFB	2.3	2.2	2.5	92	86	76-137	6.27	20

McCampbell Analytical, Inc.
"When Quality Counts"

1534 Willow Pass Road, Pittsburg, CA 94565-1701
Toll Free Telephone: (877) 252-9262 / Fax: (925) 252-9269
http://www.mccampbell.com / E-mail: main@mccampbell.com

Quality Control Report

Client:	Farallon Consulting	**WorkOrder:**	1905D23
Date Prepared:	5/24/19	**BatchID:**	178502
Date Analyzed:	5/28/19 - 5/30/19	**Extraction Method:**	SW3550B/3640A
Instrument:	GC17, GC21	**Analytical Method:**	SW8270C
Matrix:	Soil	**Unit:**	mg/Kg
Project:	2250-001; 1055 Commercial Ct.	**Sample ID:**	MB/LCS/LCSD-178502

QC Summary Report for SW8270C (Low Level) w/ GPC

Analyte	MB Result	MDL	RL	SPK Val	MB SS %REC	MB SS Limits
1-Methylnaphthalene	ND	0.0011	0.0013	-	-	-
Benzoic Acid	ND	0.96	1.2	-	-	-
Acenaphthene	ND	0.0012	0.0013	-	-	-
Acenaphthylene	ND	0.0012	0.0013	-	-	-
Acetochlor	ND	0.16	0.25	-	-	-
Anthracene	ND	0.00096	0.0013	-	-	-
Benzidine	ND	0.72	1.2	-	-	-
Benzo (a) anthracene	ND	0.0044	0.0050	-	-	-
Benzo (a) pyrene	ND	0.0011	0.0025	-	-	-
Benzo (b) fluoranthene	ND	0.0012	0.0013	-	-	-
Benzo (g,h,i) perylene	ND	0.0010	0.0025	-	-	-
Benzo (k) fluoranthene	ND	0.0010	0.0013	-	-	-
Benzyl Alcohol	ND	1.2	1.2	-	-	-
1,1-Biphenyl	ND	0.0026	0.013	-	-	-
Bis (2-chloroethoxy) Methane	ND	0.16	0.25	-	-	-
Bis (2-chloroethyl) Ether	ND	0.0019	0.0025	-	-	-
Bis (2-chloroisopropyl) Ether	ND	0.0018	0.0025	-	-	-
Bis (2-ethylhexyl) Adipate	ND	0.23	0.50	-	-	-
Bis (2-ethylhexyl) Phthalate	ND	0.0045	0.0050	-	-	-
4-Bromophenyl Phenyl Ether	ND	0.16	0.25	-	-	-
Butylbenzyl Phthalate	ND	0.023	0.025	-	-	-
4-Chloroaniline	ND	0.0016	0.0025	-	-	-
4-Chloro-3-methylphenol	ND	0.16	0.25	-	-	-
2-Chloronaphthalene	ND	0.20	0.25	-	-	-
2-Chlorophenol	ND	0.0026	0.0050	-	-	-
4-Chlorophenyl Phenyl Ether	ND	0.18	0.25	-	-	-
Chrysene	ND	0.00098	0.0025	-	-	-
Dibenzo (a,h) anthracene	0.0012,J	0.0011	0.0025	-	-	-
Dibenzofuran	ND	0.18	0.25	-	-	-
Di-n-butyl Phthalate	ND	0.0018	0.0025	-	-	-
1,2-Dichlorobenzene	ND	0.13	0.25	-	-	-
1,3-Dichlorobenzene	ND	0.15	0.25	-	-	-
1,4-Dichlorobenzene	ND	0.15	0.25	-	-	-
3,3-Dichlorobenzidine	ND	0.00096	0.0025	-	-	-
2,4-Dichlorophenol	ND	0.0017	0.013	-	-	-
Diethyl Phthalate	ND	0.0023	0.0050	-	-	-
2,4-Dimethylphenol	ND	0.19	0.25	-	-	-
Dimethyl Phthalate	ND	0.0024	0.0025	-	-	-

(Cont.)

McCampbell Analytical, Inc.
"When Quality Counts"

1534 Willow Pass Road, Pittsburg, CA 94565-1701
Toll Free Telephone: (877) 252-9262 / Fax: (925) 252-9269
http://www.mccampbell.com / E-mail: main@mccampbell.com

Quality Control Report

Client:	Farallon Consulting	**WorkOrder:**	1905D23
Date Prepared:	5/24/19	**BatchID:**	178502
Date Analyzed:	5/28/19 - 5/30/19	**Extraction Method:**	SW3550B/3640A
Instrument:	GC17, GC21	**Analytical Method:**	SW8270C
Matrix:	Soil	**Unit:**	mg/Kg
Project:	2250-001; 1055 Commercial Ct.	**Sample ID:**	MB/LCS/LCSD-178502

QC Summary Report for SW8270C (Low Level) w/ GPC

Analyte	MB Result	MDL	RL	SPK Val	MB SS %REC	MB SS Limits
4,6-Dinitro-2-methylphenol	ND	0.77	1.2	-	-	-
2,4-Dinitrophenol	ND	0.058	0.13	-	-	-
2,4-Dinitrotoluene	ND	0.0011	0.0063	-	-	-
2,6-Dinitrotoluene	ND	0.0019	0.0025	-	-	-
Di-n-octyl Phthalate	ND	0.0032	0.0050	-	-	-
1,2-Diphenylhydrazine	ND	0.20	0.25	-	-	-
Fluoranthene	ND	0.0011	0.0013	-	-	-
Fluorene	ND	0.0019	0.0025	-	-	-
Hexachlorobenzene	ND	0.0013	0.0013	-	-	-
Hexachlorobutadiene	ND	0.0017	0.0025	-	-	-
Hexachlorocyclopentadiene	ND	0.13	2.0	-	-	-
Hexachloroethane	ND	0.0012	0.0025	-	-	-
Indeno (1,2,3-cd) pyrene	ND	0.0010	0.0025	-	-	-
Isophorone	ND	0.14	0.25	-	-	-
2-Methylnaphthalene	ND	0.0018	0.0025	-	-	-
2-Methylphenol (o-Cresol)	ND	0.21	0.50	-	-	-
3 & 4-Methylphenol (m,p-Cresol)	ND	0.17	0.25	-	-	-
Naphthalene	ND	0.0013	0.0013	-	-	-
2-Nitroaniline	ND	1.1	1.2	-	-	-
3-Nitroaniline	ND	0.82	1.2	-	-	-
4-Nitroaniline	ND	0.98	1.2	-	-	-
Nitrobenzene	ND	0.15	0.25	-	-	-
2-Nitrophenol	ND	1.1	1.2	-	-	-
4-Nitrophenol	ND	1.2	1.2	-	-	-
N-Nitrosodimethylamine	ND	0.73	1.2	-	-	-
N-Nitrosodiphenylamine	ND	0.18	0.25	-	-	-
N-Nitrosodi-n-propylamine	ND	0.23	0.25	-	-	-
Pentachlorophenol	ND	0.011	0.031	-	-	-
Phenanthrene	ND	0.0011	0.0050	-	-	-
Phenol	ND	0.0016	0.0050	-	-	-
Pyrene	ND	0.0012	0.0025	-	-	-
Pyridine	ND	0.16	0.25	-	-	-
1,2,4-Trichlorobenzene	ND	0.15	0.25	-	-	-
2,4,5-Trichlorophenol	ND	0.0019	0.0025	-	-	-
2,4,6-Trichlorophenol	ND	0.0012	0.013	-	-	-

(Cont.)

McCampbell Analytical, Inc.
"When Quality Counts"

1534 Willow Pass Road, Pittsburg, CA 94565-1701
Toll Free Telephone: (877) 252-9262 / Fax: (925) 252-9269
http://www.mccampbell.com / E-mail: main@mccampbell.com

Quality Control Report

Client:	Farallon Consulting	**WorkOrder:**	1905D23
Date Prepared:	5/24/19	**BatchID:**	178502
Date Analyzed:	5/28/19 - 5/30/19	**Extraction Method:**	SW3550B/3640A
Instrument:	GC17, GC21	**Analytical Method:**	SW8270C
Matrix:	Soil	**Unit:**	mg/Kg
Project:	2250-001; 1055 Commercial Ct.	**Sample ID:**	MB/LCS/LCSD-178502

QC Summary Report for SW8270C (Low Level) w/ GPC

Analyte	MB Result	MDL	RL	SPK Val	MB SS %REC	MB SS Limits
Surrogate Recovery						
2-Fluorophenol	1.0			1.25	84	71-114
Phenol-d5	1.0			1.25	82	72-121
Nitrobenzene-d5	0.95			1.25	76	70-134
2-Fluorobiphenyl	0.96			1.25	76	69-118
2,4,6-Tribromophenol	0.62			1.25	50,F3	53-139
4-Terphenyl-d14	1.2			1.25	100	69-128

(Cont.)

McCampbell Analytical, Inc.
"When Quality Counts"

1534 Willow Pass Road, Pittsburg, CA 94565-1701
Toll Free Telephone: (877) 252-9262 / Fax: (925) 252-9269
http://www.mccampbell.com / E-mail: main@mccampbell.com

Quality Control Report

Client:	Farallon Consulting	**WorkOrder:**	1905D23
Date Prepared:	5/24/19	**BatchID:**	178502
Date Analyzed:	5/28/19 - 5/30/19	**Extraction Method:**	SW3550B/3640A
Instrument:	GC17, GC21	**Analytical Method:**	SW8270C
Matrix:	Soil	**Unit:**	mg/Kg
Project:	2250-001; 1055 Commercial Ct.	**Sample ID:**	MB/LCS/LCSD-178502

QC Summary Report for SW8270C (Low Level) w/ GPC

Analyte	LCS Result	LCSD Result	SPK Val	LCS %REC	LCSD %REC	LCS/LCSD Limits	RPD	RPD Limit
1-Methylnaphthalene	0.13	0.13	0.12	106	105	84-124	0.702	30
Acenaphthene	0.11	0.12	0.12	91	98	83-119	7.50	30
Acenaphthylene	0.11	0.12	0.12	91	96	80-123	5.81	30
Anthracene	0.11	0.11	0.12	87	91	84-130	5.08	30
Benzidine	6.9	6.6	12.5	55	53	35-76	4.22	30
Benzo (a) anthracene	0.12	0.12	0.12	96	98	81-123	2.09	30
Benzo (a) pyrene	0.11	0.14	0.12	91	110	83-137	18.8	30
Benzo (b) fluoranthene	0.11	0.13	0.12	85	102	84-137	18.2	30
Benzo (g,h,i) perylene	0.12	0.14	0.12	95	115	74-133	18.9	30
Benzo (k) fluoranthene	0.11	0.14	0.12	90	108	78-131	18.4	30
Benzyl Alcohol	12	13	12.5	96	107	71-125	10.9	30
Bis (2-chloroethoxy) Methane	2.3	2.3	2.5	91	91	89-126	0	30
Bis (2-chloroethyl) Ether	0.13	0.13	0.12	103	103	77-112	0	30
Bis (2-chloroisopropyl) Ether	0.13	0.14	0.12	104	112	77-127	7.50	30
Bis (2-ethylhexyl) Adipate	1.9	2.1	2.5	75	84	69-155	11.4	30
Bis (2-ethylhexyl) Phthalate	0.11	0.11	0.12	84	89	81-148	5.62	30
4-Bromophenyl Phenyl Ether	2.1	2.3	2.5	86	92	80-121	7.42	30
Butylbenzyl Phthalate	0.11	0.11	0.12	90	90	82-141	0	30
4-Chloroaniline	0.10	0.10	0.12	83	82	65-120	1.37	30
4-Chloro-3-methylphenol	2.5	2.5	2.5	100	100	94-132	0	30
2-Chloronaphthalene	2.5	2.4	2.5	99	96	77-127	3.64	30
2-Chlorophenol	0.13	0.12	0.12	100	100	83-117	0	30
4-Chlorophenyl Phenyl Ether	2.4	2.6	2.5	95	103	83-125	8.05	30
Chrysene	0.12	0.12	0.12	94	96	81-127	1.64	30
Dibenzo (a,h) anthracene	0.12	0.15	0.12	98	121	74-145	21.2	30
Dibenzofuran	2.1	2.3	2.5	86	93	81-120	8.79	30
Di-n-butyl Phthalate	0.12	0.12	0.12	93	98	87-134	5.68	30
1,2-Dichlorobenzene	2.2	2.2	2.5	87	86	76-104	1.04	30
1,3-Dichlorobenzene	2.2	2.1	2.5	87	86	72-106	1.20	30
1,4-Dichlorobenzene	2.2	2.2	2.5	89	88	75-109	0.925	30
3,3-Dichlorobenzidine	0.090	0.094	0.12	72	75	44-130	4.68	30
2,4-Dichlorophenol	2.4	2.4	2.5	97	97	83-135	0	30
Diethyl Phthalate	0.13	0.14	0.12	101	110	88-126	8.83	30
2,4-Dimethylphenol	2.4	2.2	2.5	97	86	76-139	11.3	30
Dimethyl Phthalate	0.12	0.13	0.12	94	104	86-123	9.65	30
4,6-Dinitro-2-methylphenol	12	13	12.5	96	101	74-127	4.62	30
2,4-Dinitrophenol	0.72	0.78	0.62	115	125	43-125	7.91	30
2,4-Dinitrotoluene	0.14	0.16	0.12	114	127	28-166	11.3	30

(Cont.)

McCampbell Analytical, Inc.
"When Quality Counts"

1534 Willow Pass Road, Pittsburg, CA 94565-1701
Toll Free Telephone: (877) 252-9262 / Fax: (925) 252-9269
http://www.mccampbell.com / E-mail: main@mccampbell.com

Quality Control Report

Client:	Farallon Consulting	**WorkOrder:**	1905D23
Date Prepared:	5/24/19	**BatchID:**	178502
Date Analyzed:	5/28/19 - 5/30/19	**Extraction Method:**	SW3550B/3640A
Instrument:	GC17, GC21	**Analytical Method:**	SW8270C
Matrix:	Soil	**Unit:**	mg/Kg
Project:	2250-001; 1055 Commercial Ct.	**Sample ID:**	MB/LCS/LCSD-178502

QC Summary Report for SW8270C (Low Level) w/ GPC

Analyte	LCS Result	LCSD Result	SPK Val	LCS %REC	LCSD %REC	LCS/LCSD Limits	RPD	RPD Limit
2,6-Dinitrotoluene	0.13	0.14	0.12	103	112	85-137	7.96	30
Di-n-octyl Phthalate	0.095	0.12	0.12	76	96	75-153	22.9	30
1,2-Diphenylhydrazine	2.3	2.4	2.5	93	94	82-133	1.86	30
Fluoranthene	0.12	0.13	0.12	98	103	84-136	5.54	30
Fluorene	0.13	0.14	0.12	102	112	71-144	9.61	30
Hexachlorobenzene	0.10	0.11	0.12	81	85	79-116	4.47	30
Hexachlorobutadiene	0.11	0.11	0.12	88	85	80-122	3.00	30
Hexachlorocyclopentadiene	11	12	12.5	90	94	57-112	4.11	30
Hexachloroethane	0.12	0.12	0.12	99	99	70-106	0	30
Indeno (1,2,3-cd) pyrene	0.12	0.15	0.12	99	118	75-139	17.1	30
Isophorone	2.2	2.2	2.5	88	87	87-127	1.63	30
2-Methylnaphthalene	0.12	0.12	0.12	93	92	78-134	0.682	30
2-Methylphenol (o-Cresol)	2.8	2.7	2.5	111	108	81-117	3.03	30
3 & 4-Methylphenol (m,p-Cresol)	2.6	2.7	2.5	104	107	76-119	2.84	30
Naphthalene	0.10	0.10	0.12	83	81	80-115	2.37	30
2-Nitroaniline	13	15	12.5	107	118	88-135	9.58	30
3-Nitroaniline	13	14	12.5	101	110	63-129	8.59	30
4-Nitroaniline	13	15	12.5	106	117	75-133	10.3	30
Nitrobenzene	2.4	2.2	2.5	95	90	83-125	6.00	30
2-Nitrophenol	12	12	12.5	98	96	90-132	2.50	30
4-Nitrophenol	14	15	12.5	114	121	77-141	5.78	30
N-Nitrosodiphenylamine	2.2	2.3	2.5	86	92	84-123	5.80	30
N-Nitrosodi-n-propylamine	2.3	2.4	2.5	93	94	78-117	0.896	30
Pentachlorophenol	0.64	0.65	0.62	102	104	65-157	1.88	30
Phenanthrene	0.11	0.12	0.12	87	92	82-119	5.64	30
Phenol	0.55	0.57	0.50	111	113	66-125	2.12	30
Pyrene	0.12	0.12	0.12	93	94	81-132	1.33	30
Pyridine	1.4	1.4	2.5	56	57	34-84	2.02	30
1,2,4-Trichlorobenzene	2.3	2.3	2.5	92	90	73-129	1.59	30
2,4,5-Trichlorophenol	0.12	0.14	0.12	100	108	81-134	8.13	30
2,4,6-Trichlorophenol	0.12	0.13	0.12	94	100	83-129	6.56	30

(Cont.)

McCampbell Analytical, Inc.
"When Quality Counts"

1534 Willow Pass Road, Pittsburg, CA 94565-1701
Toll Free Telephone: (877) 252-9262 / Fax: (925) 252-9269
http://www.mccampbell.com / E-mail: main@mccampbell.com

Quality Control Report

Client:	Farallon Consulting	**WorkOrder:**	1905D23
Date Prepared:	5/24/19	**BatchID:**	178502
Date Analyzed:	5/28/19 - 5/30/19	**Extraction Method:**	SW3550B/3640A
Instrument:	GC17, GC21	**Analytical Method:**	SW8270C
Matrix:	Soil	**Unit:**	mg/Kg
Project:	2250-001; 1055 Commercial Ct.	**Sample ID:**	MB/LCS/LCSD-178502

QC Summary Report for SW8270C (Low Level) w/ GPC

Analyte	LCS Result	LCSD Result	SPK Val	LCS %REC	LCSD %REC	LCS/LCSD Limits	RPD	RPD Limit
Surrogate Recovery								
2-Fluorophenol	1.3	1.3	1.25	101	101	71-114	0	30
Phenol-d5	1.3	1.4	1.25	104	108	72-121	3.67	30
Nitrobenzene-d5	1.2	1.2	1.25	97	96	70-134	1.44	30
2-Fluorobiphenyl	1.2	1.3	1.25	94	100	69-118	6.48	30
2,4,6-Tribromophenol	1.2	1.2	1.25	94	98	53-139	4.76	30
4-Terphenyl-d14	1.3	1.4	1.25	108	108	69-128	0	30

McCampbell Analytical, Inc.
"When Quality Counts"

1534 Willow Pass Road, Pittsburg, CA 94565-1701
Toll Free Telephone: (877) 252-9262 / Fax: (925) 252-9269
http://www.mccampbell.com / E-mail: main@mccampbell.com

Quality Control Report

Client:	Farallon Consulting	**WorkOrder:**	1905D23
Date Prepared:	5/29/19	**BatchID:**	178699
Date Analyzed:	5/30/19	**Extraction Method:**	SW3640Am
Instrument:	GC17	**Analytical Method:**	SW8270C
Matrix:	Water	**Unit:**	µg/L
Project:	2250-001; 1055 Commercial Ct.	**Sample ID:**	MB/LCS/LCSD-178699

QC Summary Report for SW8270C

Analyte	MB Result	MDL	RL	SPK Val	MB SS %REC	MB SS Limits
Benzoic Acid	ND	1.8	5.0	-	-	-
Acenaphthene	ND	0.0045	0.010	-	-	-
Acenaphthylene	ND	0.0040	0.010	-	-	-
Acetochlor	ND	1.3	2.0	-	-	-
Anthracene	0.0045,J	0.0033	0.010	-	-	-
Benzidine	ND	0.70	5.0	-	-	-
Benzo (a) anthracene	ND	0.018	0.020	-	-	-
Benzo (a) pyrene	ND	0.0043	0.010	-	-	-
Benzo (b) fluoranthene	ND	0.0031	0.0050	-	-	-
Benzo (g,h,i) perylene	0.0034,J	0.0019	0.020	-	-	-
Benzo (k) fluoranthene	ND	0.0058	0.010	-	-	-
Benzyl Alcohol	ND	3.8	5.0	-	-	-
1,1-Biphenyl	ND	0.016	0.050	-	-	-
Bis (2-chloroethoxy) Methane	ND	0.71	1.0	-	-	-
Bis (2-chloroethyl) Ether	ND	0.0019	0.0050	-	-	-
Bis (2-chloroisopropyl) Ether	ND	0.0052	0.010	-	-	-
Bis (2-ethylhexyl) Adipate	ND	2.9	3.0	-	-	-
Bis (2-ethylhexyl) Phthalate	ND	0.030	0.040	-	-	-
4-Bromophenyl Phenyl Ether	ND	0.52	1.0	-	-	-
Butylbenzyl Phthalate	ND	0.10	0.20	-	-	-
4-Chloroaniline	ND	0.012	0.020	-	-	-
4-Chloro-3-methylphenol	ND	0.25	1.0	-	-	-
2-Chloronaphthalene	ND	0.39	1.0	-	-	-
2-Chlorophenol	ND	0.011	0.020	-	-	-
4-Chlorophenyl Phenyl Ether	ND	0.19	1.0	-	-	-
Chrysene	ND	0.0035	0.010	-	-	-
Dibenzo (a,h) anthracene	ND	0.0053	0.010	-	-	-
Dibenzofuran	ND	0.38	1.0	-	-	-
Di-n-butyl Phthalate	ND	0.016	0.020	-	-	-
1,2-Dichlorobenzene	ND	0.16	2.0	-	-	-
1,3-Dichlorobenzene	ND	0.11	2.0	-	-	-
1,4-Dichlorobenzene	ND	0.11	2.0	-	-	-
3,3-Dichlorobenzidine	ND	0.012	0.020	-	-	-
2,4-Dichlorophenol	ND	0.0062	0.010	-	-	-
Diethyl Phthalate	ND	0.012	0.020	-	-	-
2,4-Dimethylphenol	ND	0.52	1.0	-	-	-
Dimethyl Phthalate	ND	0.011	0.020	-	-	-
4,6-Dinitro-2-methylphenol	ND	3.1	5.0	-	-	-

(Cont.)

McCampbell Analytical, Inc.
"When Quality Counts"

1534 Willow Pass Road, Pittsburg, CA 94565-1701
Toll Free Telephone: (877) 252-9262 / Fax: (925) 252-9269
http://www.mccampbell.com / E-mail: main@mccampbell.com

Quality Control Report

Client:	Farallon Consulting	**WorkOrder:**	1905D23
Date Prepared:	5/29/19	**BatchID:**	178699
Date Analyzed:	5/30/19	**Extraction Method:**	SW3640Am
Instrument:	GC17	**Analytical Method:**	SW8270C
Matrix:	Water	**Unit:**	µg/L
Project:	2250-001; 1055 Commercial Ct.	**Sample ID:**	MB/LCS/LCSD-178699

QC Summary Report for SW8270C

Analyte	MB Result	MDL	RL	SPK Val	MB SS %REC	MB SS Limits
2,4-Dinitrophenol	ND	0.17	0.50	-	-	-
2,4-Dinitrotoluene	ND	0.0043	0.025	-	-	-
2,6-Dinitrotoluene	ND	0.0091	0.010	-	-	-
Di-n-octyl Phthalate	ND	0.013	0.12	-	-	-
1,2-Diphenylhydrazine	ND	0.11	1.0	-	-	-
Fluoranthene	ND	0.0042	0.010	-	-	-
Fluorene	ND	0.0050	0.010	-	-	-
Hexachlorobenzene	ND	0.0048	0.0050	-	-	-
Hexachlorobutadiene	ND	0.0062	0.010	-	-	-
Hexachlorocyclopentadiene	ND	0.65	5.0	-	-	-
Hexachloroethane	ND	0.0060	0.010	-	-	-
Indeno (1,2,3-cd) pyrene	ND	0.0033	0.020	-	-	-
Isophorone	ND	0.54	1.0	-	-	-
2-Methylnaphthalene	ND	0.0061	0.010	-	-	-
2-Methylphenol (o-Cresol)	ND	0.47	1.0	-	-	-
3 & 4-Methylphenol (m,p-Cresol)	ND	0.28	1.0	-	-	-
Naphthalene	ND	0.0056	0.010	-	-	-
2-Nitroaniline	ND	1.4	5.0	-	-	-
3-Nitroaniline	ND	3.4	5.0	-	-	-
4-Nitroaniline	ND	4.4	5.0	-	-	-
Nitrobenzene	ND	0.88	1.0	-	-	-
2-Nitrophenol	ND	3.3	5.0	-	-	-
4-Nitrophenol	ND	0.63	5.0	-	-	-
N-Nitrosodiphenylamine	ND	0.30	1.0	-	-	-
N-Nitrosodi-n-propylamine	ND	0.85	1.0	-	-	-
Pentachlorophenol	ND	0.11	0.25	-	-	-
Phenanthrene	0.0044,J	0.0040	0.020	-	-	-
Phenol	ND	0.0068	0.020	-	-	-
Pyrene	ND	0.0043	0.020	-	-	-
Pyridine	ND	0.53	1.0	-	-	-
1,2,4-Trichlorobenzene	ND	0.090	1.0	-	-	-
2,4,5-Trichlorophenol	ND	0.0051	0.050	-	-	-
2,4,6-Trichlorophenol	ND	0.0048	0.050	-	-	-
1-Methylnaphthalene	ND	0.0046	0.010	-	-	-
N-Nitrosodimethylamine	ND	3.5	5.0	-	-	-

(Cont.)

McCampbell Analytical, Inc.
"When Quality Counts"

1534 Willow Pass Road, Pittsburg, CA 94565-1701
Toll Free Telephone: (877) 252-9262 / Fax: (925) 252-9269
http://www.mccampbell.com / E-mail: main@mccampbell.com

Quality Control Report

Client:	Farallon Consulting	**WorkOrder:**	1905D23
Date Prepared:	5/29/19	**BatchID:**	178699
Date Analyzed:	5/30/19	**Extraction Method:**	SW3640Am
Instrument:	GC17	**Analytical Method:**	SW8270C
Matrix:	Water	**Unit:**	µg/L
Project:	2250-001; 1055 Commercial Ct.	**Sample ID:**	MB/LCS/LCSD-178699

QC Summary Report for SW8270C

Analyte	MB Result	MDL	RL	SPK Val	MB SS %REC	MB SS Limits
Surrogate Recovery						
2-Fluorophenol	2.2			5	44	8-130
Phenol-d5	1.6			5	33	5-130
Nitrobenzene-d5	3.2			5	64	20-140
2-Fluorobiphenyl	3.1			5	61	40-140
2,4,6-Tribromophenol	4.2			5	85	16-180
4-Terphenyl-d14	3.1			5	61	40-170

(Cont.)

McCampbell Analytical, Inc.
"When Quality Counts"

1534 Willow Pass Road, Pittsburg, CA 94565-1701
Toll Free Telephone: (877) 252-9262 / Fax: (925) 252-9269
http://www.mccampbell.com / E-mail: main@mccampbell.com

Quality Control Report

Client:	Farallon Consulting	**WorkOrder:**	1905D23
Date Prepared:	5/29/19	**BatchID:**	178699
Date Analyzed:	5/30/19	**Extraction Method:**	SW3640Am
Instrument:	GC17	**Analytical Method:**	SW8270C
Matrix:	Water	**Unit:**	µg/L
Project:	2250-001; 1055 Commercial Ct.	**Sample ID:**	MB/LCS/LCSD-178699

QC Summary Report for SW8270C

Analyte	LCS Result	LCSD Result	SPK Val	LCS %REC	LCSD %REC	LCS/LCSD Limits	RPD	RPD Limit
Acenaphthene	0.35	0.35	0.50	70	71	27-117	1.32	25
Acenaphthylene	0.35	0.35	0.50	70	71	18-128	0.748	25
Acetochlor	7.8	7.9	10	78	79	30-130	1.32	25
Anthracene	0.38	0.39	0.50	75	78	31-126	2.94	25
Benzidine	28	29	50	56	58	14-115	2.15	25
Benzo (a) anthracene	0.37	0.37	0.50	74	74	27-129	0	25
Benzo (a) pyrene	0.35	0.36	0.50	71	71	10-161	0	25
Benzo (b) fluoranthene	0.35	0.35	0.50	70	70	24-140	0	25
Benzo (g,h,i) perylene	0.32	0.34	0.50	65	68	2-155	5.50	25
Benzo (k) fluoranthene	0.34	0.35	0.50	68	69	2-168	1.13	25
Benzyl Alcohol	34	35	50	68	70	22-114	3.28	25
1,1-Biphenyl	0.33	0.33	0.50	66	65	30-130	1.04	25
Bis (2-chloroethoxy) Methane	6.7	6.9	10	67	69	28-109	3.09	25
Bis (2-chloroethyl) Ether	0.41	0.42	0.50	81	84	24-105	3.27	25
Bis (2-chloroisopropyl) Ether	0.55	0.56	0.50	110, F2	112, F2	21-106	2.10	25
Bis (2-ethylhexyl) Adipate	8.1	7.4	10	81	74	13-143	8.91	25
Bis (2-ethylhexyl) Phthalate	0.38	0.36	0.50	76	72	7-156	5.68	25
4-Bromophenyl Phenyl Ether	7.4	7.5	10	74	75	31-121	1.65	25
Butylbenzyl Phthalate	0.37	0.35	0.50	73	69	20-146	5.74	25
4-Chloroaniline	0.34	0.35	0.50	69	70	15-122	1.81	25
4-Chloro-3-methylphenol	7.3	7.3	10	73	73	29-125	0	25
2-Chloronaphthalene	6.5	6.4	10	65	64	27-113	2.00	25
2-Chlorophenol	0.35	0.35	0.50	70	71	24-108	1.40	25
4-Chlorophenyl Phenyl Ether	6.8	6.9	10	68	69	24-127	1.23	25
Chrysene	0.35	0.37	0.50	71	74	31-131	4.29	25
Dibenzo (a,h) anthracene	0.36	0.36	0.50	71	72	12-157	1.76	25
Dibenzofuran	6.8	7.1	10	68	71	21-124	3.00	25
Di-n-butyl Phthalate	0.42	0.42	0.50	85	85	18-147	0	25
1,2-Dichlorobenzene	6.1	5.2	10	61	52	22-101	17.1	25
1,3-Dichlorobenzene	6.3	5.2	10	63	52	20-99	19.4	25
1,4-Dichlorobenzene	5.8	4.7	10	58	47	21-99	20.9	25
3,3-Dichlorobenzidine	0.38	0.40	0.50	77	80	29-139	4.74	25
2,4-Dichlorophenol	6.6	6.7	10	66	67	28-115	1.15	25
Diethyl Phthalate	0.39	0.39	0.50	79	77	19-139	2.10	25
2,4-Dimethylphenol	7.3	7.2	10	73	72	23-108	0.699	25
Dimethyl Phthalate	0.37	0.34	0.50	74	68	22-132	8.47	25
4,6-Dinitro-2-methylphenol	40	42	50	79	84	27-129	5.16	25
2,4-Dinitrophenol	2.7	2.7	2.5	107	108	12-141	0.953	25

(Cont.)

McCampbell Analytical, Inc.
"When Quality Counts"

1534 Willow Pass Road, Pittsburg, CA 94565-1701
Toll Free Telephone: (877) 252-9262 / Fax: (925) 252-9269
http://www.mccampbell.com / E-mail: main@mccampbell.com

Quality Control Report

Client:	Farallon Consulting	**WorkOrder:**	1905D23
Date Prepared:	5/29/19	**BatchID:**	178699
Date Analyzed:	5/30/19	**Extraction Method:**	SW3640Am
Instrument:	GC17	**Analytical Method:**	SW8270C
Matrix:	Water	**Unit:**	µg/L
Project:	2250-001; 1055 Commercial Ct.	**Sample ID:**	MB/LCS/LCSD-178699

QC Summary Report for SW8270C

Analyte	LCS Result	LCSD Result	SPK Val	LCS %REC	LCSD %REC	LCS/LCSD Limits	RPD	RPD Limit
2,4-Dinitrotoluene	0.45	0.46	0.50	91	92	22-141	0.934	25
2,6-Dinitrotoluene	0.41	0.41	0.50	82	82	24-136	0	25
Di-n-octyl Phthalate	0.37	0.34	0.50	73	67	18-153	9.01	25
1,2-Diphenylhydrazine	7.7	8.0	10	77	80	31-121	3.90	25
Fluoranthene	0.40	0.42	0.50	79	84	30-138	5.82	25
Fluorene	0.38	0.39	0.50	76	78	24-127	1.88	25
Hexachlorobenzene	0.34	0.35	0.50	67	70	32-117	4.22	25
Hexachlorobutadiene	0.28	0.23	0.50	57	47	22-107	19.7	25
Hexachlorocyclopentadiene	25	22	50	51	45	14-102	12.4	25
Hexachloroethane	0.32	0.24	0.50	63	49	22-101	25.7,F2	25
Indeno (1,2,3-cd) pyrene	0.34	0.36	0.50	69	72	10-160	5.00	25
Isophorone	6.8	6.8	10	68	68	27-117	0	25
2-Methylnaphthalene	0.34	0.32	0.50	67	64	46-120	4.14	25
2-Methylphenol (o-Cresol)	7.3	7.5	10	73	75	30-109	3.38	25
3 & 4-Methylphenol (m,p-Cresol)	6.8	7.1	10	68	71	28-112	4.35	25
Naphthalene	0.28	0.25	0.50	56	51	16-120	8.91	25
2-Nitroaniline	42	42	50	84	84	18-137	0	25
3-Nitroaniline	41	41	50	81	83	15-144	1.95	25
4-Nitroaniline	42	44	50	84	87	11-152	4.27	25
Nitrobenzene	6.8	6.6	10	68	66	22-115	2.21	25
2-Nitrophenol	35	35	50	70	69	29-114	1.55	25
4-Nitrophenol	18	19	50	36	38	13-150	5.17	25
N-Nitrosodiphenylamine	7.1	7.5	10	71	75	33-121	4.54	25
N-Nitrosodi-n-propylamine	8.2	8.3	10	82	83	26-112	1.57	25
Pentachlorophenol	2.3	2.4	2.5	91	94	37-140	3.28	25
Phenanthrene	0.35	0.37	0.50	70	73	32-122	4.29	25
Phenol	0.73	0.75	2	36	38	22-111	3.43	25
Pyrene	0.35	0.34	0.50	71	69	33-130	2.90	25
Pyridine	2.8	3.6	10	28, F2	36	30-130	23.1	25
1,2,4-Trichlorobenzene	6.0	5.0	10	60	50	24-107	18.4	25
2,4,5-Trichlorophenol	0.39	0.39	0.50	78	78	26-124	0	25
2,4,6-Trichlorophenol	0.35	0.35	0.50	70	70	28-121	0	25
1-Methylnaphthalene	0.33	0.31	0.50	65	63	46-120	4.40	25

(Cont.)

McCampbell Analytical, Inc.
"When Quality Counts"

1534 Willow Pass Road, Pittsburg, CA 94565-1701
Toll Free Telephone: (877) 252-9262 / Fax: (925) 252-9269
http://www.mccampbell.com / E-mail: main@mccampbell.com

Quality Control Report

Client:	Farallon Consulting	**WorkOrder:**	1905D23
Date Prepared:	5/29/19	**BatchID:**	178699
Date Analyzed:	5/30/19	**Extraction Method:**	SW3640Am
Instrument:	GC17	**Analytical Method:**	SW8270C
Matrix:	Water	**Unit:**	µg/L
Project:	2250-001; 1055 Commercial Ct.	**Sample ID:**	MB/LCS/LCSD-178699

QC Summary Report for SW8270C

Analyte	LCS Result	LCSD Result	SPK Val	LCS %REC	LCSD %REC	LCS/LCSD Limits	RPD	RPD Limit
Surrogate Recovery								
2-Fluorophenol	2.4	2.5	5	48	50	23-101	3.84	25
Phenol-d5	1.8	1.9	5	35	37	27-116	5.42	25
Nitrobenzene-d5	3.6	3.6	5	72	72	29-116	0	25
2-Fluorobiphenyl	3.4	3.4	5	69	69	29-112	0	25
2,4,6-Tribromophenol	4.5	4.6	5	90	92	34-125	2.17	25
4-Terphenyl-d14	3.3	3.1	5	67	62	23-136	6.82	25

McCampbell Analytical, Inc.
"When Quality Counts"

1534 Willow Pass Road, Pittsburg, CA 94565-1701
Toll Free Telephone: (877) 252-9262 / Fax: (925) 252-9269
http://www.mccampbell.com / E-mail: main@mccampbell.com

Quality Control Report

Client:	Farallon Consulting	**WorkOrder:**	1905D23
Date Prepared:	5/23/19	**BatchID:**	178468
Date Analyzed:	5/24/19	**Extraction Method:**	SW3050B
Instrument:	ICP-MS1	**Analytical Method:**	SW6020
Matrix:	Soil	**Unit:**	mg/Kg
Project:	2250-001; 1055 Commercial Ct.	**Sample ID:**	MB/LCS/LCSD-178468

QC Summary Report for Metals

Analyte	MB Result	MDL	RL	SPK Val	MB SS %REC	MB SS Limits
Antimony	ND	0.094	0.50	-	-	-
Arsenic	ND	0.14	0.50	-	-	-
Barium	ND	0.97	5.0	-	-	-
Beryllium	ND	0.072	0.50	-	-	-
Cadmium	ND	0.058	0.25	-	-	-
Chromium	ND	0.092	0.50	-	-	-
Cobalt	ND	0.056	0.50	-	-	-
Copper	ND	0.069	0.50	-	-	-
Lead	ND	0.094	0.50	-	-	-
Mercury	ND	0.0050	0.050	-	-	-
Molybdenum	ND	0.23	0.50	-	-	-
Nickel	ND	0.072	0.50	-	-	-
Selenium	ND	0.13	0.50	-	-	-
Silver	ND	0.055	0.50	-	-	-
Thallium	ND	0.10	0.50	-	-	-
Vanadium	ND	0.064	0.50	-	-	-
Zinc	ND	1.4	5.0	-	-	-
Surrogate Recovery						
Terbium	520			500	104	70-130

(Cont.)

McCampbell Analytical, Inc.
"When Quality Counts"

1534 Willow Pass Road, Pittsburg, CA 94565-1701
Toll Free Telephone: (877) 252-9262 / Fax: (925) 252-9269
http://www.mccampbell.com / E-mail: main@mccampbell.com

Quality Control Report

Client:	Farallon Consulting	**WorkOrder:**	1905D23
Date Prepared:	5/23/19	**BatchID:**	178468
Date Analyzed:	5/24/19	**Extraction Method:**	SW3050B
Instrument:	ICP-MS1	**Analytical Method:**	SW6020
Matrix:	Soil	**Unit:**	mg/Kg
Project:	2250-001; 1055 Commercial Ct.	**Sample ID:**	MB/LCS/LCSD-178468

QC Summary Report for Metals

Analyte	LCS Result	LCSD Result	SPK Val	LCS %REC	LCSD %REC	LCS/LCSD Limits	RPD	RPD Limit
Antimony	53	53	50	106	105	75-125	1.04	20
Arsenic	48	49	50	96	97	75-125	0.931	20
Barium	500	500	500	101	100	75-125	0.977	20
Beryllium	51	51	50	102	101	75-125	0.571	20
Cadmium	47	48	50	95	97	75-125	2.03	20
Chromium	50	51	50	99	102	75-125	2.61	20
Cobalt	49	49	50	97	97	75-125	0	20
Copper	49	49	50	99	98	75-125	0.487	20
Lead	50	49	50	99	99	75-125	0	20
Mercury	1.2	1.3	1.25	99	104	75-125	4.57	20
Molybdenum	51	50	50	102	101	75-125	1.14	20
Nickel	49	49	50	99	99	75-125	0	20
Selenium	49	50	50	99	99	75-125	0	20
Silver	51	51	50	102	101	75-125	0.316	20
Thallium	48	48	50	96	95	75-125	0.753	20
Vanadium	49	51	50	98	101	75-125	3.01	20
Zinc	490	490	500	97	98	75-125	1.08	20
Surrogate Recovery								
Terbium	520	510	500	104	102	70-130	1.72	20

(Cont.)

McCampbell Analytical, Inc.
"When Quality Counts"

1534 Willow Pass Road, Pittsburg, CA 94565-1701
Toll Free Telephone: (877) 252-9262 / Fax: (925) 252-9269
http://www.mccampbell.com / E-mail: main@mccampbell.com

Quality Control Report

Client:	Farallon Consulting	**WorkOrder:**	1905D23
Date Prepared:	5/23/19	**BatchID:**	178490
Date Analyzed:	5/24/19	**Extraction Method:**	SW3050B
Instrument:	ICP-MS1	**Analytical Method:**	SW6020
Matrix:	Soil	**Unit:**	mg/Kg
Project:	2250-001; 1055 Commercial Ct.	**Sample ID:**	MB/LCS/LCSD-178490 1905D23-003AMS/MSD

QC Summary Report for Metals

Analyte	MB Result	MDL	RL	SPK Val	MB SS %REC	MB SS Limits
Antimony	ND	0.094	0.50	-	-	-
Arsenic	ND	0.14	0.50	-	-	-
Barium	ND	0.97	5.0	-	-	-
Beryllium	ND	0.072	0.50	-	-	-
Cadmium	ND	0.058	0.25	-	-	-
Chromium	ND	0.092	0.50	-	-	-
Cobalt	ND	0.056	0.50	-	-	-
Copper	ND	0.069	0.50	-	-	-
Lead	ND	0.094	0.50	-	-	-
Mercury	ND	0.0050	0.050	-	-	-
Molybdenum	ND	0.23	0.50	-	-	-
Nickel	ND	0.072	0.50	-	-	-
Selenium	ND	0.13	0.50	-	-	-
Silver	ND	0.055	0.50	-	-	-
Thallium	ND	0.10	0.50	-	-	-
Vanadium	ND	0.064	0.50	-	-	-
Zinc	ND	1.4	5.0	-	-	-
Surrogate Recovery						
Terbium	520			500	104	70-130

(Cont.)

McCampbell Analytical, Inc.
"When Quality Counts"

1534 Willow Pass Road, Pittsburg, CA 94565-1701
Toll Free Telephone: (877) 252-9262 / Fax: (925) 252-9269
http://www.mccampbell.com / E-mail: main@mccampbell.com

Quality Control Report

Client:	Farallon Consulting	**WorkOrder:**	1905D23
Date Prepared:	5/23/19	**BatchID:**	178490
Date Analyzed:	5/24/19	**Extraction Method:**	SW3050B
Instrument:	ICP-MS1	**Analytical Method:**	SW6020
Matrix:	Soil	**Unit:**	mg/Kg
Project:	2250-001; 1055 Commercial Ct.	**Sample ID:**	MB/LCS/LCSD-178490 1905D23-003AMS/MSD

QC Summary Report for Metals

Analyte	LCS Result	LCSD Result	SPK Val	LCS %REC	LCSD %REC	LCS/LCSD Limits	RPD	RPD Limit
Antimony	53	54	50	107	109	75-125	1.99	20
Arsenic	50	50	50	100	100	75-125	0	20
Barium	510	520	500	101	103	75-125	1.74	20
Beryllium	51	52	50	102	104	75-125	2.35	20
Cadmium	49	49	50	98	99	75-125	0.365	20
Chromium	52	52	50	103	103	75-125	0	20
Cobalt	49	50	50	98	100	75-125	2.34	20
Copper	51	51	50	101	102	75-125	1.22	20
Lead	50	51	50	100	101	75-125	1.05	20
Mercury	1.3	1.4	1.25	104	108	75-125	3.92	20
Molybdenum	51	52	50	102	104	75-125	2.13	20
Nickel	51	51	50	103	103	75-125	0	20
Selenium	50	50	50	99	100	75-125	0.0402	20
Silver	51	52	50	103	105	75-125	1.99	20
Thallium	48	49	50	96	98	75-125	1.56	20
Vanadium	51	51	50	103	102	75-125	0.312	20
Zinc	500	510	500	100	101	75-125	0.754	20
Surrogate Recovery								
Terbium	520	540	500	104	107	70-130	2.51	20

Analyte	MS DF	MS Result	MSD Result	SPK Val	SPKRef Val	MS %REC	MSD %REC	MS/MSD Limits	RPD	RPD Limit
Antimony	1	55	53	50	0.6572	109	104	75-125	4.69	20
Arsenic	1	54	51	50	3.849	100	94	75-125	5.73	20
Barium	1	730	670	500	161.7	114	102	75-125	8.60	20
Beryllium	1	50	47	50	ND	99	93	75-125	6.30	20
Cadmium	1	50	48	50	0.2964	100	96	75-125	4.19	20
Chromium	1	85	89	50	34.08	102	111	75-125	4.81	20
Cobalt	1	52	49	50	4.184	95	90	75-125	5.51	20
Copper	1	74	70	50	21.95	103	95	75-125	5.72	20
Lead	1	97	97	50	68.42	58,F10	57,F10	75-125	0.546	20
Mercury	1	1.4	1.4	1.25	0.05840	104	105	75-125	1.10	20
Molybdenum	1	55	52	50	1.385	106	101	75-125	4.61	20
Nickel	1	75	77	50	25.80	98	102	75-125	2.64	20
Selenium	1	50	48	50	ND	100	97	75-125	3.53	20
Silver	1	52	49	50	ND	104	98	75-125	5.65	20

(Cont.)

McCampbell Analytical, Inc.
"When Quality Counts"

1534 Willow Pass Road, Pittsburg, CA 94565-1701
Toll Free Telephone: (877) 252-9262 / Fax: (925) 252-9269
http://www.mccampbell.com / E-mail: main@mccampbell.com

Quality Control Report

Client:	Farallon Consulting	**WorkOrder:**	1905D23
Date Prepared:	5/23/19	**BatchID:**	178490
Date Analyzed:	5/24/19	**Extraction Method:**	SW3050B
Instrument:	ICP-MS1	**Analytical Method:**	SW6020
Matrix:	Soil	**Unit:**	mg/Kg
Project:	2250-001; 1055 Commercial Ct.	**Sample ID:**	MB/LCS/LCSD-178490 1905D23-003AMS/MSD

QC Summary Report for Metals

Analyte	MS DF	MS Result	MSD Result	SPK Val	SPKRef Val	MS %REC	MSD %REC	MS/MSD Limits	RPD	RPD Limit
Thallium	1	50	47	50	ND	100	95	75-125	5.49	20
Vanadium	1	89	91	50	35.91	107	111	75-125	2.22	20
Zinc	1	540	530	500	41.29	100	97	75-125	2.93	20
Surrogate Recovery										
Terbium	1	550	520	500		111	105	70-130	5.84	20

Analyte	DLT Result	DLTRef Val	%D	%D Limit
Antimony	ND<2.5	0.6572	-	-
Arsenic	3.8	3.849	1.27	-
Barium	170	161.7	5.13	20
Beryllium	ND<2.5	ND	-	-
Cadmium	ND<1.2	0.2964	-	-
Chromium	36	34.08	5.63	20
Cobalt	4.7	4.184	12.3	-
Copper	22	21.95	0.228	20
Lead	71	68.42	3.77	20
Mercury	ND<0.25	0.05840	-	-
Molybdenum	ND<2.5	1.385	-	-
Nickel	26	25.80	0.775	20
Selenium	ND<2.5	ND	-	-
Silver	ND<2.5	ND	-	-
Thallium	ND<2.5	ND	-	-
Vanadium	37	35.91	3.04	20
Zinc	40	41.29	3.12	-

%D Control Limit applied to analytes with concentrations greater than 25 times the reporting limits.

McCampbell Analytical, Inc.
"When Quality Counts"

1534 Willow Pass Road, Pittsburg, CA 94565-1701
Toll Free Telephone: (877) 252-9262 / Fax: (925) 252-9269
http://www.mccampbell.com / E-mail: main@mccampbell.com

Quality Control Report

Client:	Farallon Consulting	**WorkOrder:**	1905D23
Date Prepared:	5/23/19	**BatchID:**	178493
Date Analyzed:	5/28/19	**Extraction Method:**	E200.8
Instrument:	ICP-MS2	**Analytical Method:**	E200.8
Matrix:	Water	**Unit:**	µg/L
Project:	2250-001; 1055 Commercial Ct.	**Sample ID:**	MB/LCS/LCSD-178493 1905D23-007FMS/MSD 1905D23-007FPDS

QC Report for Metals (>1% Sediment Content)

Analyte	MB Result	MDL	RL	SPK Val	MB SS %REC	MB SS Limits
Antimony	ND	1.0	2.5	-	-	-
Arsenic	ND	0.79	2.5	-	-	-
Barium	ND	1.9	25	-	-	-
Beryllium	ND	0.35	2.5	-	-	-
Cadmium	0.40,J	0.36	2.5	-	-	-
Chromium	ND	1.0	2.5	-	-	-
Cobalt	ND	0.22	2.5	-	-	-
Copper	ND	2.3	2.5	-	-	-
Lead	ND	1.0	2.5	-	-	-
Mercury	ND	0.10	0.25	-	-	-
Molybdenum	0.90,J	0.75	2.5	-	-	-
Nickel	ND	0.84	2.5	-	-	-
Selenium	1.2,J	1.1	2.5	-	-	-
Silver	ND	0.26	2.5	-	-	-
Thallium	ND	0.21	2.5	-	-	-
Vanadium	ND	1.1	2.5	-	-	-
Zinc	ND	19	25	-	-	-
Surrogate Recovery						
Terbium	2800			2500	112	70-130

(Cont.)

McCampbell Analytical, Inc.
"When Quality Counts"

1534 Willow Pass Road, Pittsburg, CA 94565-1701
Toll Free Telephone: (877) 252-9262 / Fax: (925) 252-9269
http://www.mccampbell.com / E-mail: main@mccampbell.com

Quality Control Report

Client:	Farallon Consulting	**WorkOrder:**	1905D23
Date Prepared:	5/23/19	**BatchID:**	178493
Date Analyzed:	5/28/19	**Extraction Method:**	E200.8
Instrument:	ICP-MS2	**Analytical Method:**	E200.8
Matrix:	Water	**Unit:**	µg/L
Project:	2250-001; 1055 Commercial Ct.	**Sample ID:**	MB/LCS/LCSD-178493 1905D23-007FMS/MSD 1905D23-007FPDS

QC Report for Metals (>1% Sediment Content)

Analyte	LCS Result	LCSD Result	SPK Val	LCS %REC	LCSD %REC	LCS/LCSD Limits	RPD	RPD Limit
Antimony	250	260	250	99	104	85-115	4.77	20
Arsenic	260	270	250	105	110	85-115	4.79	20
Barium	2700	2800	2500	108	113	85-115	5.06	20
Beryllium	270	290	250	109	114	85-115	4.50	20
Cadmium	260	280	250	106	110	85-115	3.95	20
Chromium	270	280	250	108	113	85-115	4.34	20
Cobalt	270	280	250	110	114	85-115	3.62	20
Copper	270	280	250	107	113	85-115	4.87	20
Lead	260	280	250	106	111	85-115	4.65	20
Mercury	6.2	6.6	6.25	99	106	85-115	6.16	20
Molybdenum	260	270	250	104	109	85-115	4.67	20
Nickel	270	280	250	108	113	85-115	4.61	20
Selenium	270	280	250	106	111	85-115	4.50	20
Silver	250	260	250	100	105	85-115	4.53	20
Thallium	250	260	250	99	104	85-115	4.91	20
Vanadium	270	280	250	106	111	85-115	3.96	20
Zinc	2700	2800	2500	106	111	85-115	4.23	20
Surrogate Recovery								
Terbium	2600	2800	2500	106	112	70-130	5.54	20

Analyte	MS DF	MS Result	MSD Result	SPK Val	SPKRef Val	MS %REC	MSD %REC	MS/MSD Limits	RPD	RPD Limit
Antimony	1	250	250	250	ND	99	100	85-115	0.598	20
Arsenic	1	280	290	250	9.690	109	111	85-115	1.39	20
Barium	1	5800	5800	2500	2936	113	117,F10	85-115	1.55	20
Beryllium	1	280	280	250	ND	110	112	85-115	1.30	20
Cadmium	1	270	270	250	ND	108	107	85-115	0.370	20
Chromium	1	300	300	250	16.38	112	114	85-115	1.22	20
Cobalt	1	290	300	250	15.39	110	113	85-115	2.09	20
Copper	1	310	320	250	26.93	115	116,F10	85-115	0.823	20
Lead	1	470	480	250	163.7	122,F10	128,F10	85-115	3.27	20
Mercury	1	7.1	7.1	6.25	ND	109	109	85-115	0	20
Molybdenum	1	280	280	250	3.457	109	109	85-115	0	20
Nickel	1	340	340	250	61.55	111	113	85-115	1.95	20
Selenium	1	270	270	250	ND	110	109	85-115	0.439	20
Silver	1	250	250	250	ND	100	101	85-115	0.676	20

(Cont.)

McCampbell Analytical, Inc.
"When Quality Counts"

1534 Willow Pass Road, Pittsburg, CA 94565-1701
Toll Free Telephone: (877) 252-9262 / Fax: (925) 252-9269
http://www.mccampbell.com / E-mail: main@mccampbell.com

Quality Control Report

Client:	Farallon Consulting	**WorkOrder:**	1905D23
Date Prepared:	5/23/19	**BatchID:**	178493
Date Analyzed:	5/28/19	**Extraction Method:**	E200.8
Instrument:	ICP-MS2	**Analytical Method:**	E200.8
Matrix:	Water	**Unit:**	µg/L
Project:	2250-001; 1055 Commercial Ct.	**Sample ID:**	MB/LCS/LCSD-178493 1905D23-007FMS/MSD 1905D23-007FPDS

QC Report for Metals (>1% Sediment Content)

Analyte	MS DF	MS Result	MSD Result	SPK Val	SPKRef Val	MS %REC	MSD %REC	MS/MSD Limits	RPD	RPD Limit
Thallium	1	260	260	250	ND	102	103	85-115	1.34	20
Vanadium	1	290	290	250	8.270	111	112	85-115	1.25	20
Zinc	1	4500	4600	2500	1646	114	117,F10	85-115	1.55	20
Surrogate Recovery										
Terbium	1	2800	2800	2500		111	112	70-130	0.430	20

Analyte	PDS Result	SPK Val	SPKRef Val	PDS %REC	PDS Limits
Copper	280	250	26.93	100	75-125
Lead	420	250	163.7	102	75-125
Zinc	4100	2500	1646	99	75-125

Analyte	DLT Result	DLTRef Val	%D	%D Limit
Antimony	ND<12	ND	-	-
Arsenic	14	9.690	44.5	-
Barium	2800	2936	4.63	20
Beryllium	ND<12	ND	-	-
Cadmium	ND<12	ND	-	-
Chromium	16	16.38	2.32	-
Cobalt	16	15.39	3.96	-
Copper	28	26.93	3.97	-
Lead	170	163.7	3.85	20
Mercury	ND<1.2	ND	-	-
Molybdenum	ND<12	3.457	-	-
Nickel	58	61.55	5.77	-
Selenium	ND<12	ND	-	-
Silver	ND<12	ND	-	-
Thallium	ND<12	ND	-	-
Vanadium	ND<12	8.270	-	-
Zinc	1700	1646	3.28	20

%D Control Limit applied to analytes with concentrations greater than 25 times the reporting limits.

McCampbell Analytical, Inc.
"When Quality Counts"

1534 Willow Pass Road, Pittsburg, CA 94565-1701
Toll Free Telephone: (877) 252-9262 / Fax: (925) 252-9269
http://www.mccampbell.com / E-mail: main@mccampbell.com

Quality Control Report

Client:	Farallon Consulting	**WorkOrder:**	1905D23
Date Prepared:	5/23/19	**BatchID:**	178471
Date Analyzed:	5/24/19 - 5/25/19	**Extraction Method:**	SW5035
Instrument:	GC19, GC7	**Analytical Method:**	SW8021B/8015Bm
Matrix:	Soil	**Unit:**	mg/Kg
Project:	2250-001; 1055 Commercial Ct.	**Sample ID:**	MB/LCS/LCSD-178471

QC Summary Report for SW8021B/8015Bm

Analyte	MB Result	MDL	RL	SPK Val	MB SS %REC	MB SS Limits
TPH(g) (C6-C12)	0.13,J	0.090	1.0	-	-	-
MTBE	ND	0.0023	0.050	-	-	-
Benzene	ND	0.0010	0.0050	-	-	-
Toluene	ND	0.0012	0.0050	-	-	-
Ethylbenzene	ND	0.0020	0.0050	-	-	-
m,p-Xylene	ND	0.0013	0.010	-	-	-
o-Xylene	ND	0.0013	0.0050	-	-	-
Surrogate Recovery						
2-Fluorotoluene	0.082			0.10	82	75-134

Analyte	LCS Result	LCSD Result	SPK Val	LCS %REC	LCSD %REC	LCS/LCSD Limits	RPD	RPD Limit
TPH(btex)	0.60	0.59	0.60	99	99	82-118	0	20
MTBE	0.084	0.085	0.10	83	85	61-119	1.70	20
Benzene	0.092	0.094	0.10	92	94	77-128	1.81	20
Toluene	0.096	0.099	0.10	96	99	74-132	2.16	20
Ethylbenzene	0.097	0.10	0.10	97	100	84-127	2.60	20
m,p-Xylene	0.20	0.21	0.20	101	104	80-120	3.07	20
o-Xylene	0.10	0.10	0.10	100	103	80-120	3.23	20
Surrogate Recovery								
2-Fluorotoluene	0.094	0.097	0.10	94	97	75-134	2.95	20

(Cont.)

McCampbell Analytical, Inc.
"When Quality Counts"

1534 Willow Pass Road, Pittsburg, CA 94565-1701
Toll Free Telephone: (877) 252-9262 / Fax: (925) 252-9269
http://www.mccampbell.com / E-mail: main@mccampbell.com

Quality Control Report

Client:	Farallon Consulting	**WorkOrder:**	1905D23
Date Prepared:	5/30/19	**BatchID:**	178783
Date Analyzed:	5/31/19	**Extraction Method:**	SW5035
Instrument:	GC19, GC7	**Analytical Method:**	SW8021B/8015Bm
Matrix:	Soil	**Unit:**	mg/Kg
Project:	2250-001; 1055 Commercial Ct.	**Sample ID:**	MB/LCS/LCSD-178783

QC Summary Report for SW8021B/8015Bm

Analyte	MB Result	MDL	RL	SPK Val	MB SS %REC	MB SS Limits
TPH(g) (C6-C12)	0.11,J	0.090	1.0	-	-	-
MTBE	ND	0.0023	0.050	-	-	-
Benzene	ND	0.0010	0.0050	-	-	-
Toluene	ND	0.0012	0.0050	-	-	-
Ethylbenzene	ND	0.0020	0.0050	-	-	-
m,p-Xylene	ND	0.0013	0.010	-	-	-
o-Xylene	ND	0.0013	0.0050	-	-	-
Surrogate Recovery						
2-Fluorotoluene	0.079			0.10	79	75-134

Analyte	LCS Result	LCSD Result	SPK Val	LCS %REC	LCSD %REC	LCS/LCSD Limits	RPD	RPD Limit
TPH(btex)	0.54	0.57	0.60	91	95	82-118	4.90	20
MTBE	0.080	0.083	0.10	80	83	61-119	3.73	20
Benzene	0.089	0.095	0.10	89	95	77-128	5.79	20
Toluene	0.095	0.10	0.10	95	100	74-132	4.63	20
Ethylbenzene	0.097	0.099	0.10	97	99	84-127	2.24	20
m,p-Xylene	0.20	0.21	0.20	101	103	80-120	2.21	20
o-Xylene	0.099	0.10	0.10	99	101	80-120	2.50	20
Surrogate Recovery								
2-Fluorotoluene	0.093	0.095	0.10	93	95	75-134	2.05	20

McCampbell Analytical, Inc.
"When Quality Counts"

1534 Willow Pass Road, Pittsburg, CA 94565-1701
Toll Free Telephone: (877) 252-9262 / Fax: (925) 252-9269
http://www.mccampbell.com / E-mail: main@mccampbell.com

Quality Control Report

Client:	Farallon Consulting	**WorkOrder:**	1905D23
Date Prepared:	5/30/19	**BatchID:**	178742
Date Analyzed:	5/30/19	**Extraction Method:**	SW5030B
Instrument:	GC7	**Analytical Method:**	SW8021B/8015Bm
Matrix:	Water	**Unit:**	µg/L
Project:	2250-001; 1055 Commercial Ct.	**Sample ID:**	MB/LCS/LCSD-178742

QC Summary Report for SW8021B/8015Bm

Analyte	MB Result	MDL	RL	SPK Val	MB SS %REC	MB SS Limits
TPH(g) (C6-C12)	ND	23	50	-	-	-
MTBE	ND	0.36	5.0	-	-	-
Benzene	ND	0.070	0.50	-	-	-
Toluene	ND	0.14	0.50	-	-	-
Ethylbenzene	ND	0.070	0.50	-	-	-
m,p-Xylene	ND	0.10	1.0	-	-	-
o-Xylene	ND	0.040	0.50	-	-	-
Surrogate Recovery						
aaa-TFT	9.3			10	93	74-117

Analyte	LCS Result	LCSD Result	SPK Val	LCS %REC	LCSD %REC	LCS/LCSD Limits	RPD	RPD Limit
TPH(btex)	57	57	60	94	95	78-116	0.853	20
MTBE	11	11	10	105	105	72-122	0	20
Benzene	11	11	10	107	110	81-123	2.78	20
Toluene	11	11	10	111	115	83-129	3.02	20
Ethylbenzene	10	10	10	100	103	88-126	3.20	20
m,p-Xylene	21	22	20	107	109	80-120	1.94	20
o-Xylene	10	10	10	102	105	80-120	2.52	20
Surrogate Recovery								
aaa-TFT	10	10	10	103	104	74-117	1.05	20

(Cont.)

McCampbell Analytical, Inc.
"When Quality Counts"

1534 Willow Pass Road, Pittsburg, CA 94565-1701
Toll Free Telephone: (877) 252-9262 / Fax: (925) 252-9269
http://www.mccampbell.com / E-mail: main@mccampbell.com

Quality Control Report

Client:	Farallon Consulting	**WorkOrder:**	1905D23
Date Prepared:	5/31/19	**BatchID:**	178823
Date Analyzed:	5/31/19	**Extraction Method:**	SW5030B
Instrument:	GC3	**Analytical Method:**	SW8021B/8015Bm
Matrix:	Water	**Unit:**	µg/L
Project:	2250-001; 1055 Commercial Ct.	**Sample ID:**	MB/LCS/LCSD-178823

QC Summary Report for SW8021B/8015Bm

Analyte	MB Result	MDL	RL	SPK Val	MB SS %REC	MB SS Limits
TPH(g) (C6-C12)	ND	23	50	-	-	-
MTBE	ND	0.36	5.0	-	-	-
Benzene	ND	0.070	0.50	-	-	-
Toluene	ND	0.14	0.50	-	-	-
Ethylbenzene	ND	0.070	0.50	-	-	-
m,p-Xylene	ND	0.10	1.0	-	-	-
o-Xylene	ND	0.040	0.50	-	-	-
Surrogate Recovery						
aaa-TFT	8.7			10	87	74-117

Analyte	LCS Result	LCSD Result	SPK Val	LCS %REC	LCSD %REC	LCS/LCSD Limits	RPD	RPD Limit
TPH(btex)	63	60	60	104	101	78-116	3.55	20
MTBE	9.2	9.5	10	92	95	72-122	3.68	20
Benzene	9.7	10	10	97	102	81-123	5.66	20
Toluene	10	10	10	100	105	83-129	5.15	20
Ethylbenzene	10	10	10	100	105	88-126	4.81	20
m,p-Xylene	20	21	20	100	105	80-120	4.61	20
o-Xylene	9.7	10	10	97	101	80-120	3.63	20
Surrogate Recovery								
aaa-TFT	9.0	9.3	10	90	93	74-117	3.81	20

McCampbell Analytical, Inc.
"When Quality Counts"

1534 Willow Pass Road, Pittsburg, CA 94565-1701
Toll Free Telephone: (877) 252-9262 / Fax: (925) 252-9269
http://www.mccampbell.com / E-mail: main@mccampbell.com

Quality Control Report

Client:	Farallon Consulting	**WorkOrder:**	1905D23
Date Prepared:	5/24/19	**BatchID:**	178523
Date Analyzed:	5/26/19 - 5/28/19	**Extraction Method:**	SW3550B
Instrument:	GC11A, GC9a	**Analytical Method:**	SW8015B
Matrix:	Soil	**Unit:**	mg/Kg
Project:	2250-001; 1055 Commercial Ct.	**Sample ID:**	MB/LCS/LCSD-178523

QC Report for SW8015B w/out SG Clean-Up

Analyte	MB Result	MDL	RL	SPK Val	MB SS %REC	MB SS Limits
TPH-Diesel (C10-C23)	ND	0.83	1.0	-	-	-
TPH-Motor Oil (C18-C36)	ND	3.8	5.0	-	-	-
Surrogate Recovery						
C9	23			25	92	72-122

Analyte	LCS Result	LCSD Result	SPK Val	LCS %REC	LCSD %REC	LCS/LCSD Limits	RPD	RPD Limit
TPH-Diesel (C10-C23)	37	40	40	92	101	75-128	8.90	30
Surrogate Recovery								
C9	23	25	25	91	100	72-122	9.25	30

McCampbell Analytical, Inc.
"When Quality Counts"

1534 Willow Pass Road, Pittsburg, CA 94565-1701
Toll Free Telephone: (877) 252-9262 / Fax: (925) 252-9269
http://www.mccampbell.com / E-mail: main@mccampbell.com

Quality Control Report

Client:	Farallon Consulting	**WorkOrder:**	1905D23
Date Prepared:	5/23/19	**BatchID:**	178446
Date Analyzed:	5/24/19	**Extraction Method:**	SW3510C
Instrument:	GC6B	**Analytical Method:**	SW8015B
Matrix:	Water	**Unit:**	µg/L
Project:	2250-001; 1055 Commercial Ct.	**Sample ID:**	MB/LCS/LCSD-178446

QC Report for SW8015B w/out SG Clean-Up

Analyte	MB Result	MDL	RL	SPK Val	MB SS %REC	MB SS Limits
TPH-Diesel (C10-C23)	ND	35	50	-	-	-
TPH-Motor Oil (C18-C36)	ND	140	250	-	-	-
Surrogate Recovery						
C9	590			625	94	68-127

Analyte	LCS Result	LCSD Result	SPK Val	LCS %REC	LCSD %REC	LCS/LCSD Limits	RPD	RPD Limit
TPH-Diesel (C10-C23)	1300	1300	1000	132	134	86-142	1.59	20
Surrogate Recovery								
C9	580	580	625	93	92	68-127	0.303	20

McCampbell Analytical, Inc.
1534 Willow Pass Rd
Pittsburg, CA 94565-1701
(925) 252-9262

CHAIN-OF-CUSTODY RECORD

WorkOrder: 1905D23 **ClientCode: FCOKC**

☐ WaterTrax ☐ WriteOn ☐ EDF ☑ Excel ☐ EQuIS ☐ Email ☐ HardCopy ☐ ThirdParty ☐ J-flag
☐ Detection Summary ☐ Dry-Weight

Report to:
Ryan Charney
Farallon Consulting
180 Grand Avenue, Suite 900
Oakland, CA 94612
(510) 879-6801 FAX:

Email: rcharney@farallonconsulting.com
cc/3rd Party: gfisco@farallonconsulting.com;
PO:
Project: 2250-001; 1055 Commercial Ct.

Bill to:
Accounts Payable
Farallon Consulting
180 Grand Avenue, Suite 900
Oakland, CA 94612
ap@farallonconsulting.com

Requested TAT: **5 days;**

Date Received: **05/23/2019**
Date Logged: **05/23/2019**

Lab ID	Client ID	Matrix	Collection Date	Hold	Requested Tests (See legend below)											
					1	2	3	4	5	6	7	8	9	10	11	12
1905D23-001	F-1 (2')	Soil	5/23/2019 07:25	☐			A	A		A		A		A		A
1905D23-002	F-1 (4')	Soil	5/23/2019 08:00	☑				A								
1905D23-003	F-3 (2')	Soil	5/23/2019 08:30	☐				A				A		A		
1905D23-004	F-3 (10')	Soil	5/23/2019 09:00	☑				A								
1905D23-005	F-3	Water	5/23/2019 09:25	☐					B						A	
1905D23-006	F-2 (2')	Soil	5/23/2019 10:15	☐			A	A		A		A		A		
1905D23-007	F-2	Water	5/23/2019 11:15	☐		E			B		D		F		A	
1905D23-008	F-4 (2')	Soil	5/23/2019 12:10	☐				A				A		A		
1905D23-009	F-4 (12')	Soil	5/23/2019 12:25	☑				A								
1905D23-010	F-4	Water	5/23/2019 12:40	☐					A						B	
1905D23-011	F-5 (2')	Soil	5/23/2019 13:15	☐			A	A		A		A		A		
1905D23-012	F-5	Water	5/23/2019 13:55	☐					A		D				B	
1905D23-013	F-7 (2')	Soil	5/23/2019 14:35	☐	A			A				A		A		
1905D23-014	F-7	Water	5/23/2019 15:20	☐					A						C	
1905D23-015	F-8 (2')	Soil	5/23/2019 16:00	☐	A			A				A		A		

Test Legend:

1	8081_ESL_LL_S	2	8081_W	3	8081pcB_ESL_LL_S	4	8260B_SCAN-SIM_E
5	8260B_Scan-SIM_W	6	8270_SCSM_GPC_S	7	8270_SCSM_GPC_W	8	CAM17MS_TTLC_S
9	CAM17MS_TTLC_Sed	10	G-MBTEX_S	11	G-MBTEX_W	12	PRCOURIER TRIP

Project Manager: Rosa Venegas

Prepared by: Kena Ponce

Comments:

NOTE: Soil samples are discarded 60 days after results are reported unless other arrangements are made (Water samples are 30 days).
Hazardous samples will be returned to client or disposed of at client expense.

McCampbell Analytical, Inc.
1534 Willow Pass Rd
Pittsburg, CA 94565-1701
(925) 252-9262

CHAIN-OF-CUSTODY RECORD

WorkOrder: 1905D23 **ClientCode: FCOKC**

☐ WaterTrax ☐ WriteOn ☐ EDF ☑ Excel ☐ EQuIS ☐ Email ☐ HardCopy ☐ ThirdParty ☐ J-flag
☐ Detection Summary ☐ Dry-Weight

Report to:
Ryan Charney
Farallon Consulting
180 Grand Avenue, Suite 900
Oakland, CA 94612
(510) 879-6801 FAX:

Email: rcharney@farallonconsulting.com
cc/3rd Party: gfisco@farallonconsulting.com;
PO:
Project: 2250-001; 1055 Commercial Ct.

Bill to:
Accounts Payable
Farallon Consulting
180 Grand Avenue, Suite 900
Oakland, CA 94612
ap@farallonconsulting.com

Requested TAT: 5 days;

Date Received: 05/23/2019
Date Logged: 05/23/2019

Lab ID	Client ID	Matrix	Collection Date	Hold	Requested Tests (See legend below)											
					1	2	3	4	5	6	7	8	9	10	11	12
1905D23-016	F-8	Water	5/23/2019 16:45	☐					A						C	
1905D23-017	Waste-01	Soil	5/23/2019 17:25	☑				A								

Test Legend:

1	8081_ESL_LL_S	2	8081_W	3	8081pcB_ESL_LL_S	4	8260B_SCAN-SIM_E
5	8260B_Scan-SIM_W	6	8270_SCSM_GPC_S	7	8270_SCSM_GPC_W	8	CAM17MS_TTLC_S
9	CAM17MS_TTLC_Sed	10	G-MBTEX_S	11	G-MBTEX_W	12	PRCOURIER TRIP

Project Manager: Rosa Venegas

Prepared by: Kena Ponce

Comments:

NOTE: Soil samples are discarded 60 days after results are reported unless other arrangements are made (Water samples are 30 days).
Hazardous samples will be returned to client or disposed of at client expense.

McCampbell Analytical, Inc.
1534 Willow Pass Rd
Pittsburg, CA 94565-1701
(925) 252-9262

CHAIN-OF-CUSTODY RECORD

WorkOrder: 1905D23 **ClientCode: FCOKC**

☐ WaterTrax ☐ WriteOn ☐ EDF ☑ Excel ☐ EQuIS ☐ Email ☐ HardCopy ☐ ThirdParty ☐ J-flag
☐ Detection Summary ☐ Dry-Weight

Report to:
Ryan Charney
Farallon Consulting
180 Grand Avenue, Suite 900
Oakland, CA 94612
(510) 879-6801 FAX:

Email: rcharney@farallonconsulting.com
cc/3rd Party: gfisco@farallonconsulting.com;
PO:
Project: 2250-001; 1055 Commercial Ct.

Bill to:
Accounts Payable
Farallon Consulting
180 Grand Avenue, Suite 900
Oakland, CA 94612
ap@farallonconsulting.com

Requested TAT: 5 days;

Date Received: 05/23/2019
Date Logged: 05/23/2019

Lab ID	Client ID	Matrix	Collection Date	Hold	Requested Tests (See legend below)											
					13	14	15	16	17	18	19	20	21	22	23	24
1905D23-001	F-1 (2')	Soil	5/23/2019 07:25	☐		A										
1905D23-002	F-1 (4')	Soil	5/23/2019 08:00	☑	A											
1905D23-003	F-3 (2')	Soil	5/23/2019 08:30	☐		A										
1905D23-004	F-3 (10')	Soil	5/23/2019 09:00	☑	A											
1905D23-005	F-3	Water	5/23/2019 09:25	☐			C									
1905D23-006	F-2 (2')	Soil	5/23/2019 10:15	☐		A										
1905D23-007	F-2	Water	5/23/2019 11:15	☐			C									
1905D23-008	F-4 (2')	Soil	5/23/2019 12:10	☐		A										
1905D23-009	F-4 (12')	Soil	5/23/2019 12:25	☑	A											
1905D23-010	F-4	Water	5/23/2019 12:40	☐			C									
1905D23-011	F-5 (2')	Soil	5/23/2019 13:15	☐		A										
1905D23-012	F-5	Water	5/23/2019 13:55	☐			C									
1905D23-013	F-7 (2')	Soil	5/23/2019 14:35	☐		A										
1905D23-014	F-7	Water	5/23/2019 15:20	☐			B									
1905D23-015	F-8 (2')	Soil	5/23/2019 16:00	☐		A										

Test Legend:

13	PREXTFEE	14	TPH(DMO)_S	15	TPH(DMO)_W	16	
17		18		19		20	
21		22		23		24	

Project Manager: Rosa Venegas

Prepared by: Kena Ponce

Comments:

NOTE: Soil samples are discarded 60 days after results are reported unless other arrangements are made (Water samples are 30 days).
Hazardous samples will be returned to client or disposed of at client expense.

McCampbell Analytical, Inc.
1534 Willow Pass Rd
Pittsburg, CA 94565-1701
(925) 252-9262

CHAIN-OF-CUSTODY RECORD

WorkOrder: 1905D23 **ClientCode: FCOKC**

☐ WaterTrax ☐ WriteOn ☐ EDF ☑ Excel ☐ EQuIS ☐ Email ☐ HardCopy ☐ ThirdParty ☐ J-flag
☐ Detection Summary ☒ Dry-Weight

Report to:
Ryan Charney
Farallon Consulting
180 Grand Avenue, Suite 900
Oakland, CA 94612
(510) 879-6801 FAX:

Email: rcharney@farallonconsulting.com
cc/3rd Party: gfisco@farallonconsulting.com;
PO:
Project: 2250-001; 1055 Commercial Ct.

Bill to:
Accounts Payable
Farallon Consulting
180 Grand Avenue, Suite 900
Oakland, CA 94612
ap@farallonconsulting.com

Requested TAT: **5 days;**

Date Received: **05/23/2019**
Date Logged: **05/23/2019**

Lab ID	Client ID	Matrix	Collection Date	Hold	Requested Tests (See legend below)											
					13	14	15	16	17	18	19	20	21	22	23	24
1905D23-016	F-8	Water	5/23/2019 16:45	☐			B									
1905D23-017	Waste-01	Soil	5/23/2019 17:25	☑	A											

Test Legend:

13	PREXTFEE	14	TPH(DMO)_S	15	TPH(DMO)_W	16	
17		18		19		20	
21		22		23		24	

Project Manager: Rosa Venegas

Prepared by: Kena Ponce

Comments:

NOTE: Soil samples are discarded 60 days after results are reported unless other arrangements are made (Water samples are 30 days).
Hazardous samples will be returned to client or disposed of at client expense.

McCampbell Analytical, Inc.
"When Quality Counts"

1534 Willow Pass Road, Pittsburg, CA 94565-1701
Toll Free Telephone: (877) 252-9262 / Fax: (925) 252-9269
http://www.mccampbell.com / E-mail: main@mccampbell.com

WORK ORDER SUMMARY

Client Name: FARALLON CONSULTING
Client Contact: Ryan Charney
Contact's Email: rcharney@farallonconsulting.com
Project: 2250-001; 1055 Commercial Ct.
Comments:
Work Order: 1905D23
QC Level: LEVEL 2
Date Logged: 5/23/2019

☐ WaterTrax ☐ WriteOn ☐ EDF ☑ Excel ☐ EQuIS ☐ Email ☐ HardCopy ☐ ThirdParty ☐ J-flag

Lab ID	Client ID	Matrix	Test Name	Containers /Composites	Bottle & Preservative	De-chlorinated	Collection Date & Time	TAT	Sediment Content	Hold	SubOut
1905D23-001A	F-1 (2')	Soil	SW8015B (Diesel & Motor Oil)	3	16OZ GJ, Unpres + 2-encore	☐	5/23/2019 7:25	5 days		☐	
			SW8021B/8015Bm (G/MBTEX)			☐		5 days		☐	
			SW6020 (CAM 17)			☐		5 days		☐	
			SW8270C (Low Level SVOCs) with GPC Cleanup			☐		5 days		☐	
			SW8260B (VOCs, Scan SIM) (Encore)			☐		5 days		☐	
			SW8081A/8082 (OC Pesticides+PCBs) ESLs			☐		5 days		☐	
1905D23-002A	F-1 (4')	Soil	SW8260B (VOCs, Scan SIM) (Encore)	3	16OZ GJ, Unpres + 2-Encore	☐	5/23/2019 8:00	5 days		☑	
1905D23-003A	F-3 (2')	Soil	SW8015B (Diesel & Motor Oil)	3	16OZ GJ, Unpres + 2-Encore	☐	5/23/2019 8:30	5 days		☐	
			SW8021B/8015Bm (G/MBTEX)			☐		5 days		☐	
			SW6020 (CAM 17)			☐		5 days		☐	
			SW8260B (VOCs, Scan SIM) (Encore)			☐		5 days		☐	
1905D23-004A	F-3 (10')	Soil	SW8260B (VOCs, Scan SIM) (Encore)	3	16OZ GJ, Unpres + 2-Encore	☐	5/23/2019 9:00	5 days		☑	
1905D23-005A	F-3	Water	SW8021B/8015Bm (G/MBTEX)	2	VOA w/ HCl	☐	5/23/2019 9:25	5 days	5%+	☐	
1905D23-005B	F-3	Water	SW8260B (VOCs, Scan SIM)	2	VOA w/ HCl	☐	5/23/2019 9:25	5 days	5%+	☐	
1905D23-005C	F-3	Water	SW8015B (Diesel & Motor Oil)	2	aVOA, Unpres	☐	5/23/2019 9:25	5 days	5%+	☐	
1905D23-006A	F-2 (2')	Soil	SW8015B (Diesel & Motor Oil)	3	16OZ GJ, Unpres + 2-encore	☐	5/23/2019 10:15	5 days		☐	

NOTES: - STLC and TCLP extractions require 2 days to complete; therefore, all TATs begin after the extraction is completed (i.e., One-day TAT yields results in 3 days from sample submission).

- MAI assumes that all material present in the provided sampling container is considered part of the sample - MAI does not exclude any material from the sample prior to sample preparation unless requested in writing by the client.

McCampbell Analytical, Inc.
"When Quality Counts"

1534 Willow Pass Road, Pittsburg, CA 94565-1701
Toll Free Telephone: (877) 252-9262 / Fax: (925) 252-9269
http://www.mccampbell.com / E-mail: main@mccampbell.com

WORK ORDER SUMMARY

Client Name: FARALLON CONSULTING
Client Contact: Ryan Charney
Contact's Email: rcharney@farallonconsulting.com

Project: 2250-001; 1055 Commercial Ct.
Comments:

Work Order: 1905D23
QC Level: LEVEL 2
Date Logged: 5/23/2019

☐ WaterTrax ☐ WriteOn ☐ EDF ☑ Excel ☐ EQuIS ☐ Email ☐ HardCopy ☐ ThirdParty ☐ J-flag

Lab ID	Client ID	Matrix	Test Name	Containers /Composites	Bottle & Preservative	De-chlorinated	Collection Date & Time	TAT	Sediment Content	Hold	SubOut
1905D23-006A	F-2 (2')	Soil	SW8021B/8015Bm (G/MBTEX)	3	16OZ GJ, Unpres + 2-encore	☐	5/23/2019 10:15	5 days		☐	
			SW6020 (CAM 17)			☐		5 days		☐	
			SW8270C (Low Level SVOCs) with GPC Cleanup			☐		5 days		☐	
			SW8260B (VOCs, Scan SIM) (Encore)			☐		5 days		☐	
			SW8081A/8082 (OC Pesticides+PCBs) ESLs			☐		5 days		☐	
1905D23-007A	F-2	Water	SW8021B/8015Bm (G/MBTEX)	2	VOA w/ HCl	☐	5/23/2019 11:15	5 days	5%+	☐	
1905D23-007B	F-2	Water	SW8260B (VOCs, Scan SIM)	2	VOA w/ HCl	☐	5/23/2019 11:15	5 days	5%+	☐	
1905D23-007C	F-2	Water	SW8015B (Diesel & Motor Oil)	2	aVOA, Unpres	☐	5/23/2019 11:15	5 days	5%+	☐	
1905D23-007D	F-2	Water	SW8270C (Low Level SVOCs) with GPC Cleanup	1	1LA, Unpres	☐	5/23/2019 11:15	5 days	5%+	☐	
1905D23-007E	F-2	Water	SW8081A (OC Pesticides)	2	aVOA, Unpres	☐	5/23/2019 11:15	5 days	5%+	☐	
1905D23-007F	F-2	Water	E200.8 (Metals)	1	250mL HDPE w/ HNO3	☐	5/23/2019 11:15	5 days	5%+	☐	
1905D23-008A	F-4 (2')	Soil	SW8015B (Diesel & Motor Oil)	3	16OZ GJ, Unpres + 2-Encore	☐	5/23/2019 12:10	5 days		☐	
			SW8021B/8015Bm (G/MBTEX)			☐		5 days		☐	
			SW6020 (CAM 17)			☐		5 days		☐	
			SW8260B (VOCs, Scan SIM) (Encore)			☐		5 days		☐	

NOTES: - STLC and TCLP extractions require 2 days to complete; therefore, all TATs begin after the extraction is completed (i.e., One-day TAT yields results in 3 days from sample submission).

- MAI assumes that all material present in the provided sampling container is considered part of the sample - MAI does not exclude any material from the sample prior to sample preparation unless requested in writing by the client.

McCampbell Analytical, Inc.
"When Quality Counts"

1534 Willow Pass Road, Pittsburg, CA 94565-1701
Toll Free Telephone: (877) 252-9262 / Fax: (925) 252-9269
http://www.mccampbell.com / E-mail: main@mccampbell.com

WORK ORDER SUMMARY

Client Name: FARALLON CONSULTING
Client Contact: Ryan Charney
Contact's Email: rcharney@farallonconsulting.com

Project: 2250-001; 1055 Commercial Ct.
Comments:

Work Order: 1905D23
QC Level: LEVEL 2
Date Logged: 5/23/2019

☐ WaterTrax ☐ WriteOn ☐ EDF ☑ Excel ☐ EQuIS ☐ Email ☐ HardCopy ☐ ThirdParty ☐ J-flag

Lab ID	Client ID	Matrix	Test Name	Containers /Composites	Bottle & Preservative	De-chlorinated	Collection Date & Time	TAT	Sediment Content	Hold	SubOut
1905D23-009A	F-4 (12')	Soil	SW8260B (VOCs, Scan SIM) (Encore)	3	16OZ GJ, Unpres + 2-Encore	☐	5/23/2019 12:25	5 days		☑	
1905D23-010A	F-4	Water	SW8260B (VOCs, Scan SIM)	2	VOA w/ HCl	☐	5/23/2019 12:40	5 days	2%+	☐	
1905D23-010B	F-4	Water	SW8021B/8015Bm (G/MBTEX)	2	VOA w/ HCl	☐	5/23/2019 12:40	5 days	2%+	☐	
1905D23-010C	F-4	Water	SW8015B (Diesel & Motor Oil)	2	aVOA, Unpres	☐	5/23/2019 12:40	5 days	2%+	☐	
1905D23-011A	F-5 (2')	Soil	SW8015B (Diesel & Motor Oil)	3	16OZ GJ, Unpres + 2-encore	☐	5/23/2019 13:15	5 days		☐	
			SW8021B/8015Bm (G/MBTEX)			☐		5 days		☐	
			SW6020 (CAM 17)			☐		5 days		☐	
			SW8270C (Low Level SVOCs) with GPC Cleanup			☐		5 days		☐	
			SW8260B (VOCs, Scan SIM) (Encore)			☐		5 days		☐	
			SW8081A/8082 (OC Pesticides+PCBs) ESLs			☐		5 days		☐	
1905D23-012A	F-5	Water	SW8260B (VOCs, Scan SIM)	2	VOA w/ HCl	☐	5/23/2019 13:55	5 days	5%+	☐	
1905D23-012B	F-5	Water	SW8021B/8015Bm (G/MBTEX)	2	VOA w/ HCl	☐	5/23/2019 13:55	5 days	5%+	☐	
1905D23-012C	F-5	Water	SW8015B (Diesel & Motor Oil)	2	aVOA, Unpres	☐	5/23/2019 13:55	5 days	5%+	☐	
1905D23-012D	F-5	Water	SW8270C (Low Level SVOCs) with GPC Cleanup	1	1LA, Unpres	☐	5/23/2019 13:55	5 days	5%+	☐	
1905D23-013A	F-7 (2')	Soil	SW8015B (Diesel & Motor Oil)	3	16OZ GJ, Unpres + 2-Encore	☐	5/23/2019 14:35	5 days		☐	

NOTES: - STLC and TCLP extractions require 2 days to complete; therefore, all TATs begin after the extraction is completed (i.e., One-day TAT yields results in 3 days from sample submission).

- MAI assumes that all material present in the provided sampling container is considered part of the sample - MAI does not exclude any material from the sample prior to sample preparation unless requested in writing by the client.

McCampbell Analytical, Inc.
"When Quality Counts"

1534 Willow Pass Road, Pittsburg, CA 94565-1701
Toll Free Telephone: (877) 252-9262 / Fax: (925) 252-9269
http://www.mccampbell.com / E-mail: main@mccampbell.com

WORK ORDER SUMMARY

Client Name: FARALLON CONSULTING
Client Contact: Ryan Charney
Contact's Email: rcharney@farallonconsulting.com

Project: 2250-001; 1055 Commercial Ct.
Comments:

Work Order: 1905D23
QC Level: LEVEL 2
Date Logged: 5/23/2019

☐ WaterTrax ☐ WriteOn ☐ EDF ☑ Excel ☐ EQuIS ☐ Email ☐ HardCopy ☐ ThirdParty ☐ J-flag

Lab ID	Client ID	Matrix	Test Name	Containers /Composites	Bottle & Preservative	De-chlorinated	Collection Date & Time	TAT	Sediment Content	Hold	SubOut
1905D23-013A	F-7 (2')	Soil	SW8021B/8015Bm (G/MBTEX)	3	16OZ GJ, Unpres + 2-Encore	☐	5/23/2019 14:35	5 days		☐	
			SW6020 (CAM 17)			☐		5 days		☐	
			SW8260B (VOCs, Scan SIM) (Encore)			☐		5 days		☐	
			SW8081A (OC Pesticides) ESLs			☐		5 days		☐	
1905D23-014A	F-7	Water	SW8260B (VOCs, Scan SIM)	2	VOA w/ HCl	☐	5/23/2019 15:20	5 days	5%+	☐	
1905D23-014B	F-7	Water	SW8015B (Diesel & Motor Oil)	2	aVOA, Unpres	☐	5/23/2019 15:20	5 days	5%+	☐	
1905D23-014C	F-7	Water	SW8021B/8015Bm (G/MBTEX)	2	VOA w/ HCl	☐	5/23/2019 15:20	5 days	5%+	☐	
1905D23-015A	F-8 (2')	Soil	SW8015B (Diesel & Motor Oil)	3	16OZ GJ, Unpres + 2-Encore	☐	5/23/2019 16:00	5 days		☐	
			SW8021B/8015Bm (G/MBTEX)			☐		5 days		☐	
			SW6020 (CAM 17)			☐		5 days		☐	
			SW8260B (VOCs, Scan SIM) (Encore)			☐		5 days		☐	
			SW8081A (OC Pesticides) ESLs			☐		5 days		☐	
1905D23-016A	F-8	Water	SW8260B (VOCs, Scan SIM)	2	VOA w/ HCl	☐	5/23/2019 16:45	5 days	5%+	☐	
1905D23-016B	F-8	Water	SW8015B (Diesel & Motor Oil)	2	aVOA, Unpres	☐	5/23/2019 16:45	5 days	5%+	☐	
1905D23-016C	F-8	Water	SW8021B/8015Bm (G/MBTEX)	2	VOA w/ HCl	☐	5/23/2019 16:45	5 days	5%+	☐	
1905D23-017A	Waste-01	Soil	SW8260B (VOCs, Scan SIM) (Encore)	3	16OZ GJ, Unpres + 2-Encore	☐	5/23/2019 17:25	5 days		☑	

NOTES: - STLC and TCLP extractions require 2 days to complete; therefore, all TATs begin after the extraction is completed (i.e., One-day TAT yields results in 3 days from sample submission).

- MAI assumes that all material present in the provided sampling container is considered part of the sample - MAI does not exclude any material from the sample prior to sample preparation unless requested in writing by the client.

General COC

MAI Work Order # 1905D23

McCAMPBELL ANALYTICAL, INC.

1534 Willow Pass Rd. Pittsburg, Ca. 94565-1701
Telephone: (877) 252-9262 / Fax: (925) 252-9269
www.mccampbell.com main@mccampbell.com

CHAIN OF CUSTODY RECORD

Turn Around Time: 1 Day Rush		2 Day Rush		3 Day Rush		STD	✓	Quote #			
J-Flag / MDL		ESL	✓	Cleanup Approved		Dry Weight		Bottle Order #			
Delivery Format:		PDF	✓	GeoTracker EDF		EDD	✓	Write On (DW)		Detect Summary	

Report To: Bill To:
Company: Farallon Consulting
Email: rcharney@farallonconsulting.com
Alt Email: gfisco@farallonconsulting.com Tele:
Project Name: 1055 Commercial Ct Project #: 2250-001
Project Location: San Jose, CA PO #
Sampler Signature: [signature]

Analysis Requested

SAMPLE ID Location / Field Point	Sampling Date	Sampling Time	#Containers	Matrix	Preservative	VOCs	G/MBTEX	Diesel & Motor oil	SVOCs	PCBs	OCPs	CAM17 Metals
F-1 (2')	5-23-19	725	3	S		X	X	X	X	X	X	X
F-1 (4') HOLD	↓	800	3	S								
F-3 (2')		830	3	S		X	X	X				X
F-3 (10') HOLD		900	3	S								
F-3		925	6	GW		X	X	X				
F-2 (2')		1015	3	S		X	X	X	X	X	X	X
F-2		1115	10	GW		X	X	X	X		X	X
F-4 (2')		1210	3	S		X	X	X				X
F-4 (12') HOLD		1225	3	S								
F-4	↓	1240	6	GW		X	X	X				

MAI clients MUST disclose any dangerous chemicals known to be present in their submitted samples in concentrations that may cause immediate harm or serious future health endangerment as a result of brief, gloved, open air, sample handling by MAI staff. Non-disclosure incurs an immediate $250 surcharge and the client is subject to full legal liability for harm suffered. Thank you for your understanding and for allowing us to work safely.

* If metals are requested for water samples and the water type (Matrix) is not specified on the chain of custody, MAI will default to metals by E200.8.

Please provide an adequate volume of sample. If the volume is not sufficient for a MS/MSD a LCS/LCSD will be prepared in its place and noted in the report.

Relinquished By / Company Name	Date	Time	Received By / Company Name	Date	Time
[signature]	5-23-19	19:15	Noise Vasquez	5/23/19	1915
Noises Vasquez	5/23/19	20:00	[signature]	5/23/19	2000

Comments / Instructions: pH Adjusted in Lab.

Matrix Code: DW=Drinking Water, GW=Ground Water, WW=Waste Water, SW=Seawater, S=Soil, SL=Sludge, A=Air, WP=Wipe, O=Other

Preservative Code: 1=4°C 2=HCl 3=H_2SO_4 4=HNO_3 5=NaOH 6=ZnOAc/NaOH 7=None

Temp 4.7 °C Initials _____

Page ___ of ___

200a Fee

General COC

MAI Work Order #

McCAMPBELL ANALYTICAL, INC.

1534 Willow Pass Rd. Pittsburg, Ca. 94565-1701

Telephone: (877) 252-9262 / Fax: (925) 252-9269

www.mccampbell.com main@mccampbell.com

CHAIN OF CUSTODY RECORD

Turn Around Time: 1 Day Rush		2 Day Rush		3 Day Rush		STD		Quote #	
J-Flag / MDL		ESL		Cleanup Approved		Dry Weight		Bottle Order #	
Delivery Format:		PDF		GeoTracker EDF		EDD		Write On (DW)		Detect Summary

Report To: Bill To:

Company: Farallon Consulting

Email: rcharney@farallonconsulting.com

Alt Email: gfisco@farallonconsulting.com Tele:

Project Name: 1055 Commercial Ct Project #: 2250-001

Project Location: San Jose, CA PO #

Sampler Signature:

Analysis Requested

SAMPLE ID Location / Field Point	Sampling Date	Sampling Time	#Containers	Matrix	Preservative	VOCs	G/MBTEX	Diesel & Motor oil	SVOCs	PCBs	OCPs	CAM17 Metals
F-5 (2')	5-23-19	1315	3	S		X	X	X	X	X	X	X
F-5		1355	7	GW		X	X	X	X			
F-7 (2')		1435	3	S		X	X	X			X	X
F-7		1520	6	GW		X	X	X				
F-8 (2')		1600	3	S		X	X	X			X	X
F-8		1645	6	GW		X	X	X				
Waste-01 HOLD		1725	3	S								

MAI clients MUST disclose any dangerous chemicals known to be present in their submitted samples in concentrations that may cause immediate harm or serious future health endangerment as a result of brief, gloved, open air, sample handling by MAI staff. Non-disclosure incurs an immediate $250 surcharge and the client is subject to full legal liability for harm suffered. Thank you for your understanding and for allowing us to work safely.

* If metals are requested for water samples and the water type (Matrix) is not specified on the chain of custody, MAI will default to metals by E200.8.

Please provide an adequate volume of sample. If the volume is not sufficient for a MS/MSD a LCS/LCSD will be prepared in its place and noted in the report.

Relinquished By / Company Name	Date	Time	Received By / Company Name	Date	Time
	5-23-19	19:15	Moises Vasquez	5/23/19	1915
Moises Vasquez	5/23/19	20:00		5/2/19	2000

Comments / Instructions

Matrix Code: DW=Drinking Water, GW=Ground Water, WW=Waste Water, SW=Seawater, S=Soil, SL=Sludge, A=Air, WP=Wipe, O=Other

Preservative Code: 1=4°C 2=HCl 3=H_2SO_4 4=HNO_3 5=NaOH 6=ZnOAc/NaOH 7=None

Temp _____ °C Initials _____

McCampbell Analytical, Inc.
"When Quality Counts"

1534 Willow Pass Road, Pittsburg, CA 94565-1701
Toll Free Telephone: (877) 252-9262 / Fax: (925) 252-9269
http://www.mccampbell.com / E-mail: main@mccampbell.com

Sample Receipt Checklist

Client Name:	**Farallon Consulting**	Date and Time Received	**5/23/2019 20:00**
Project:	**2250-001; 1055 Commercial Ct.**	Date Logged:	**5/23/2019**
		Received by:	Kena Ponce
WorkOrder №:	**1905D23** Matrix: Soil/Water	Logged by:	Kena Ponce
Carrier:	Moises Vasquez (contract courier)		

Chain of Custody (COC) Information

Chain of custody present?	Yes	☑	No	☐	
Chain of custody signed when relinquished and received?	Yes	☑	No	☐	
Chain of custody agrees with sample labels?	Yes	☑	No	☐	
Sample IDs noted by Client on COC?	Yes	☑	No	☐	
Date and Time of collection noted by Client on COC?	Yes	☑	No	☐	
Sampler's name noted on COC?	Yes	☑	No	☐	
COC agrees with Quote?	Yes	☐	No	☐	NA ☑

Sample Receipt Information

Custody seals intact on shipping container/cooler?	Yes	☐	No	☐	NA ☑
Shipping container/cooler in good condition?	Yes	☑	No	☐	
Samples in proper containers/bottles?	Yes	☑	No	☐	
Sample containers intact?	Yes	☑	No	☐	
Sufficient sample volume for indicated test?	Yes	☑	No	☐	

Sample Preservation and Hold Time (HT) Information

All samples received within holding time?	Yes	☑	No	☐	NA ☐
Samples Received on Ice?	Yes	☑	No	☐	
	(Ice Type: WET ICE)				
Sample/Temp Blank temperature	Temp: 4.7°C				NA ☐
Water - VOA vials have zero headspace / no bubbles?	Yes	☑	No	☐	NA ☐
Sample labels checked for correct preservation?	Yes	☑	No	☐	
pH acceptable upon receipt (Metal: <2; Nitrate 353.2/4500NO3: <2; 522: <4; 218.7: >8)?	Yes	☐	No	☑	NA ☐
UCMR Samples:					
pH tested and acceptable upon receipt (200.8: ≤2; 525.3: ≤4; 530: ≤7; 541: <3; 544: <6.5 & 7.5)?	Yes	☐	No	☐	NA ☑
Free Chlorine tested and acceptable upon receipt (<0.1mg/L)?	Yes	☐	No	☐	NA ☑

Comments: pH adjusted in Lab.

CORNERSTONE EARTH GROUP

Type of Services	**Geotechnical Investigation**
Project Name	**1055 Commercial Court Warehouse**
Location	**1055 Commercial Court** **San Jose, California**
Client	**PROLOGIS**
Client Address	**3353 Gateway Boulevard** **Fremont, California**
Project Number	**555-20-1**
Date	**July 13, 2021**

DRAFT

Prepared by **Jennifer L. Campbell, P.E.**
Senior Staff Engineer

Matthew J. Schaffer, P.E., G.E.
Principal Engineer
Geotechnical Project Manager

TABLE OF CONTENTS

SECTION 1: INTRODUCTION 1
1.1 PROJECT DESCRIPTION 1
1.2 SCOPE OF SERVICES 2
1.3 EXPLORATION PROGRAM 2
1.4 LABORATORY TESTING PROGRAM 2
1.5 CORROSION EVALUATION 2
1.6 ENVIRONMENTAL SERVICES 3
SECTION 2: REGIONAL SETTING 3
2.1 GEOLOGICAL SETTING 3
2.2 REGIONAL SEISMICITY 3
Table 1: Approximate Fault Distances 3
SECTION 3: SITE CONDITIONS 4
3.1 SITE BACKGROUND AND SURFACE DESCRIPTION 4
3.2 SUBSURFACE CONDITIONS 4
3.2.1 Plasticity/Expansion Potential 5
3.2.2 In-Situ Moisture Contents 5
3.3 GROUNDWATER 5
Table 2: Depth to Groundwater 6
3.4 CORROSION SCREENING 6
Table 3A: Summary of Corrosion Test Results 6
3.4.1 Preliminary Soil Corrosion Screening 7
Table 3B: ACI 318-19 Table 19.3.1.1 Exposure Categories and Classes 7
SECTION 4: GEOLOGIC HAZARDS 7
4.1 FAULT SURFACE RUPTURE 7
4.2 ESTIMATED GROUND SHAKING 7
4.3 LIQUEFACTION POTENTIAL 8
4.3.1 Background 8
4.3.2 Analysis 8
4.3.3 Summary 9
4.3.4 Ground Deformation and Surficial Cracking Potential 9
4.4 LATERAL SPREADING 9
4.5 SEISMIC SETTLEMENT/UNSATURATED SAND SHAKING 10
4.6 TSUNAMI/SEICHE 10
4.7 FLOODING 11
SECTION 5: CONCLUSIONS 11
5.1 SUMMARY 11
5.1.1 Potential for Seismically-Induced and Static Settlements 12

5.1.2 Construction Concerns with Deep Undocumented Fills and Buried Debris.....12
5.1.3 Shallow Groundwater.....12
5.1.4 Potential for Sandy and Gravelly Caving Soils.....13
5.1.5 Expansive Soils.....13
5.1.6 Soil Corrosion Potential.....13
5.2 PLANS AND SPECIFICATIONS REVIEW.....13
5.3 CONSTRUCTION OBSERVATION AND TESTING.....14
SECTION 6: EARTHWORK.....14
6.1 SITE DEMOLITION.....14
6.2 SITE CLEARING AND PREPARATION.....15
6.3 MITIGATION OF UNDOCUMENTED FILLS.....16
6.4 TEMPORARY CUT AND FILL SLOPES.....16
6.5 SUBGRADE PREPARATION.....16
6.6 WET SOIL STABILIZATION GUIDELINES.....17
6.6.1 Scarification and Drying.....17
6.6.2 Removal and Replacement.....17
6.6.3 Chemical Treatment.....17
6.7 MATERIAL FOR FILL.....18
6.7.1 Re-Use of On-site Soils.....18
6.7.2 Re-Use of On-Site Site Improvements.....18
6.7.3 Potential Import Sources.....18
6.7.4 Non-Expansive Fill Using Lime Treatment.....19
6.8 COMPACTION REQUIREMENTS.....19
Table 4: Compaction Requirements.....19
Table 4: Compaction Requirements (Continued).....20
6.8.1 Construction Moisture Conditioning.....20
6.9 TRENCH BACKFILL.....20
6.10 SITE DRAINAGE.....21
6.11 LOW-IMPACT DEVELOPMENT (LID) IMPROVEMENTS.....21
6.11.1 Storm Water Treatment Design Considerations.....22
6.12 LANDSCAPE CONSIDERATIONS.....24
SECTION 7: 2019 CBC SEISMIC DESIGN CRITERIA.....24
7.1 SEISMIC DESIGN CRITERIA.....24
7.1.1 Site Location and Provided Data For 2019 CBC Seismic Design.....24
7.2 2019 CBC SEISMIC DESIGN CRITERIA.....24
7.2.1 2019 CBC Seismic Design.....25
SECTION 8: FOUNDATIONS.....25
8.1 SUMMARY OF RECOMMENDATIONS.....25
8.2 SHALLOW FOUNDATIONS OVER GROUND IMPROVEMENT.....25
8.2.1 Conventional Shallow Footings.....25
8.2.2 Footing Settlement.....26
8.2.3 Lateral Loading.....26

8.2.4 Conventional Shallow Footing Construction Considerations 26
8.3 GROUND IMPROVEMENT ----- 27
8.3.1 General 27
8.3.2 Ground Improvement Design Guidelines 29
8.3.3 Ground Improvement Performance Testing 29
8.4 ALTERNATIVE DEEP FOUNDATIONS ----- 30
SECTION 9: CONCRETE SLABS AND PEDESTRIAN PAVEMENTS 30
9.1 INTERIOR SLABS-ON-GRADE – NON-WAREHOUSE ----- 30
9.2 WAREHOUSE SLABS-ON-GRADE ----- 30
9.3 INTERIOR SLABS MOISTURE PROTECTION CONSIDERATIONS ----- 31
9.4 EXTERIOR PEDESTRIAN CONCRETE FLATWORK ----- 32
SECTION 10: VEHICULAR PAVEMENTS 32
10.1 ASPHALT CONCRETE ----- 32
Table 5: Asphalt Concrete Pavement Recommendations (Untreated Subgrade) 33
Table 6: Asphalt Concrete Pavement Recommendations (Chemical-Treated Subgrade) 33
Table 6: Asphalt Concrete Pavement Recommendations (Chemical-Treated Subgrade) (Continued) 34
10.2 PORTLAND CEMENT CONCRETE ----- 34
Table 7: PCC Pavement Recommendations (Chemical-Treated Subgrade) 36
10.3 STRESS PADS FOR TRASH ENCLOSURES ----- 36
10.4 PAVEMENT CUTOFF ----- 36
SECTION 11: RETAINING WALLS 36
11.1 STATIC LATERAL EARTH PRESSURES ----- 36
Table 9: Recommended Lateral Earth Pressures 37
11.2 SEISMIC LATERAL EARTH PRESSURES ----- 37
11.3 AT-GRADE WALL DRAINAGE ----- 37
11.4 BACKFILL ----- 38
11.5 FOUNDATIONS ----- 38
11.5.1 Warehouse Retaining Walls 38
11.5.2 Minor Site Retaining Walls 38
SECTION 12: LIMITATIONS 39
SECTION 13: REFERENCES 40

FIGURE 1: VICINITY MAP
FIGURE 2: SITE PLAN
FIGURE 3: REGIONAL FAULT MAP
FIGURE 4A TO 4H: LIQUEFACTION ANALYSIS SUMMARY – CPT-1 TO CPT-8
FIGURE 5: MCE_R RESPONSE SPECTRA
FIGURE 6: DESIGN RESPONSE SPECTRA

APPENDIX A: FIELD INVESTIGATION
APPENDIX B: LABORATORY TEST PROGRAM
APPENDIX C: LIQUEFACTION ANALYSES CALCULATIONS

CORNERSTONE EARTH GROUP

Type of Services	**Geotechnical Investigation**
Project Name	**1055 Commercial Court Warehouse**
Location	**1055 Commercial Court** **San Jose, California**

SECTION 1: INTRODUCTION

This geotechnical report was prepared for the sole use of PROLOGIS for the 1055 Commercial Court Warehouse project in San Jose, California. The location of the site is shown on the Vicinity Map, Figure 1. For our use, we were provided with the following documents:

- A conceptual site plan titled, "1055 Commercial Court, San Jose, CA," prepared by HPA Architecture, undated.
- An ALTA Survey titled, "ALTA/NSPS Land Title Survey, Commercial Court, Project #19-3698-Site #001, 1055 Commercial Court, San Jose, CA 95112," prepared by CreSurveys, dated September 5, 2019.

1.1 PROJECT DESCRIPTION

The project will consist of redeveloping the approximately 9¼-acre site for a new warehouse. The new warehouse building will be about 196,810 square feet with plan dimensions of approximately 680 feet by 286 feet. About 10,000 square feet of office space will be located in the northern and southern corners of the building. Currently, loading docks are planned for the southwest side of the warehouse. Drive aisles and parking stalls will be located west of the loading dock and around the northeast, southeast, and northwest sides of the building. We understand the building will be single-story with an interior clear height of 36 to 38 feet and consist of concrete tilt-up construction. Appurtenant utilities, landscaping, and other improvements necessary for the overall site development will also be constructed.

Building loads have not been provided at this time. However, structural loads are expected to be typical of this type of structure. Cuts and fills up to about 2 to 5 feet are expected for site grading.

1.2 SCOPE OF SERVICES

Our scope of services was presented in our proposal dated April 13, 2021, and consisted of field and laboratory programs to evaluate physical and engineering properties of the subsurface soils, engineering analysis to prepare recommendations for site work and grading, building foundations, flatwork, retaining walls, and pavements, and preparation of this report. Brief descriptions of our exploration and laboratory programs are presented below.

1.3 EXPLORATION PROGRAM

Field exploration consisted of seven borings drilled on May 17 and 21, and June 1 and 4, 2021, with conventional track- and truck-mounted hollow-stem auger drilling equipment and eight Cone Penetration Tests (CPTs) advanced on May 13 and 18, 2021. The borings were drilled to depths of 27½ to 80 feet; the CPTs were advanced to depths of about 50 to 125 feet. Practical refusal was encountered at a depth of about 80 feet at CPT-1. Additionally, several shallow refusals at a depth of 4 to 6 feet and 10 to 15 feet were encountered (likely debris/trash) at CPT-1 and CPT-7, respectively, prior to reaching their final depths. To complete CPT-1, a pilot hole was drilled with a solid-stem auger to a depth of about 10 feet. To complete CPT-7, a dummy cone was used to a depth of about 20 feet prior to using a standard CPT cone to the final depth. Seismic shear wave velocity measurements were collected from CPT-3 and CPT-7. Borings EB-1, EB-2, EB-3, EB-4, EB-5, EB-6, and EB-7 were advanced adjacent to CPT-1, CPT-2, CPT-3, CPT-4, CPT-5, CPT-8, and CPT-7, respectively, for direct evaluation of physical samples to correlated soil behavior.

The borings and CPTs were backfilled with cement grout in accordance with local requirements; exploration permits were obtained as required by local jurisdictions. The approximate locations of our exploratory borings and CPTs are shown on the Site Plan, Figure 2. Details regarding our field program are included in Appendix A.

1.4 LABORATORY TESTING PROGRAM

In addition to visual classification of samples, the laboratory program focused on obtaining data for foundation design and seismic ground deformation estimates. Testing included moisture contents, dry densities, washed sieve analyses, a Plasticity Index test, triaxial compression tests, and consolidation tests. Details regarding our laboratory program are included in Appendix B.

1.5 CORROSION EVALUATION

Three samples from our borings from depths from 1½ to 7 feet were tested for saturated resistivity, pH, and soluble sulfates and chlorides. In general, the on-site soils can be characterized as mildly to very severely corrosive to buried metal, and non-corrosive to buried concrete. Please refer to Section 3 for further information.

1.6 ENVIRONMENTAL SERVICES

Environmental services were not requested for this project. If environmental concerns are determined to be present during future evaluations, the project environmental consultant should review our geotechnical recommendations for compatibility with the environmental concerns.

SECTION 2: REGIONAL SETTING

2.1 GEOLOGICAL SETTING

The site is located within the Santa Clara Valley, which is a broad alluvial plane between the Santa Cruz Mountains to the southwest and west, and the Diablo Range to the northeast. The San Andreas Fault system, including the Monte Vista-Shannon Fault, exists within the Santa Cruz Mountains and the Hayward and Calaveras Fault systems exist within the Diablo Range. Alluvial soil thicknesses in the area are mapped as deeper than 500 feet below current grades (Rogers & Williams, 1974).

2.2 REGIONAL SEISMICITY

While seismologists cannot predict earthquake events, geologists from the U.S. Geological Survey have recently updated (in 2015) earlier estimates from their 2014 Uniform California Earthquake Rupture Forecast (Version 3; UCERF3) publication. The estimated probability of one or more magnitude 6.7 earthquakes (the size of the destructive 1994 Northridge earthquake) expected to occur somewhere in the San Francisco Bay Area has been revised (increased) to 72 percent for the period 2014 to 2043 (Aagaard et al., 2016). The faults in the region with the highest estimated probability of generating damaging earthquakes between 2014 and 2043 are the Hayward (33%), Calaveras (26%), and San Andreas Faults (22%). In this 30-year period, the probability of an earthquake of magnitude 6.7 or larger occurring is 22 percent along the San Andreas Fault and 33 percent for the Hayward Fault.

The faults considered capable of generating significant earthquakes are generally associated with the well-defined areas of crustal movement, which trend northwesterly. The table below presents the State-considered active faults within 25 kilometers of the site.

Table 1: Approximate Fault Distances

Fault Name	Distance	
	(miles)	(kilometers)
Hayward (Southeast Extension)	3.9	6.2
Hayward (Total Length)	6.8	10.9
Calaveras (South)	6.8	10.9
Calaveras (North)	9.1	14.6
Monte Vista-Shannon	9.4	15.1
San Andreas (1906)	13.5	21.7

A regional fault map is presented as Figure 3, illustrating the relative distances of the site to significant fault zones.

SECTION 3: SITE CONDITIONS

3.1 SITE BACKGROUND AND SURFACE DESCRIPTION

We reviewed historic aerial photographs provided on www.historicaerials.com dating back to 1948. The 1956 photograph shows several excavations within the site boundaries; however, the majority of the site was generally occupied by agriculture land until the 1960 photograph, which shows Commercial Court had been graded splitting the site, one to the south and one to the north. By 1968, the southern portion of the site appears to have been partially graded. The remaining portion of the site was graded by 1980 and structures were built in the southern corner of the site and within the southwest-central perimeter. The 1982 photograph shows the northern portion of the site was utilized by what appears to be vehicles or trailers. The structure first observed in the 1980 photograph appears to have been demolished and replaced before 1993. A small structure along the southwest-central perimeter of the site also appears in the 1993 photograph. The northern portion of the site appears to have been cleared in the 1990's and then again used for storage of vehicles or trailers by 2002. The aerial photographs show the site was built out northward over the years until the 2014 photograph where the site appears relatively similar to the current conditions.

Currently, the site is generally used for industrial purposes and is occupied by various tenant areas covered with areas of gravels and pavements and small structures in various locations as described above. The tenant areas are separated by fences and the site is relatively level with grades generally ranging from about Elevation 70 to 76 feet according to Google Earth (2020). Beyond the northeast, north, and northwest perimeter of the site, grades slope down up to about 8 feet below the site grades along the perimeter of the site to the railroad tracks beyond according to Google Earth. Coyote Creek is located beyond the railroad tracks along the north and northeast sides of the site.

Surface pavements at Boring EB-2, located in the northern portion of the site, generally consisted of 13 inches of PCC. Surface pavements at Boring EB-6, located in the southern portion of the site, generally consisted of about 1½ inches of asphalt concrete (AC) overlying 9½ inches of Portland Cement Concrete (PCC). Surface conditions at the remaining borings (EB-1, EB-3, EB-4, EB-5, and EB-7) generally consisted of about 9 to 12 inches of dense gravel fill with varying amounts of silt and sand. Based on visual observations, the existing pavements at Borings EB-2 and EB-6 are in in very poor condition with moderate to severe alligator cracking.

3.2 SUBSURFACE CONDITIONS

Beneath the surface, our explorations encountered deep, undocumented fills up to a depth of 9½ to 41 feet beneath the surface. The fills were highly variable in composition and generally consisted of loose to very dense gravels/sands and soft to very stiff clays with abundant debris throughout consisting of concrete, brick, glass, plastic, rubber, wire, and wood.

Below the deep undocumented fills and debris, the native alluvial soils generally consisted of medium stiff to very stiff lean clay with varying amounts of sand and gravel with interbedded layers of sand with varying amounts of clay, silt, and gravel, and stiff sandy silt.

3.2.1 Plasticity/Expansion Potential

We performed one Plasticity Index (PI) test on a sample representative of the surficial undocumented fill at a depth of about 2 feet. The sample is classified as sandy lean clay with gravel. Test results were used to evaluate expansion potential of the surficial soils. The results of the test indicated a PI of 20, indicating moderate expansion potential to wetting and drying cycles.

3.2.2 In-Situ Moisture Contents

Laboratory testing indicated that the in-situ moisture contents of the fills within the upper 10 feet generally range from about 3 percent below to 8 percent above the estimated laboratory optimum moisture. However, fill samples containing larger amounts of debris/organics at depths ranging from about 5 to 30 feet indicated moisture contents ranging up to 133 percent due to the presence of organics. Due to the highly variable consistency of the undocumented fills, the contractor should anticipate encountering soil with high moisture and organics during construction.

3.3 GROUNDWATER

Groundwater was encountered in Borings EB-1, EB-2, EB-3, EB-4, EB-5, and EB-6 at depths ranging from 12 to 22 feet below current site grades. Groundwater was not observed at Boring EB-7 to a maximum depth of 30 feet below the surface. Groundwater was inferred in CPT-1, CPT-2, CPT-3, CPT-4, CPT-5, CPT-7, and CPT-8 at depths ranging from about 11 to 15 feet below current site grades. Table 2 below summarizes groundwater depths encountered during our field investigation. All measurements were taken at the time of drilling and may not represent the stabilized levels that can be higher than the initial levels encountered.

Historic high groundwater levels are mapped by CGS to be on the order of 5 to 10 feet below current grades (CGS, San Jose West Quadrangle, 2002). Additionally, we reviewed nearby groundwater data available from the GeoTracker website (geotracker.waterboards.ca.gov). Groundwater data at 1021 Berryessa Road (approximately ¼ to ½ mile southeast of the site) indicated groundwater depths ranging from about 4½ to 28½ feet below existing grades between the years 2005 to 2019.

In general, fluctuations in groundwater levels occur due to many factors including seasonal fluctuation, underground drainage patterns, regional fluctuations, and other factors. Based on the above and site grades previously discuss, we recommend a design groundwater depth of 8 feet for liquefaction evaluation.

Table 2: Depth to Groundwater

Boring/CPT Number	Date Drilled	Depth to Groundwater (feet)	Depth of Boring/CPT
EB-1	6/1/2021	19.0	43.5
EB-2	5/21/2021	15.0	27.5
EB-3	6/1/2021	17.0	80.0
EB-4	5/21/2021	21.0	35.0
EB-5	5/17/2021	12.0	40.0
EB-6	6/4/2021	50.0	63.5
CPT-1	5/18/2021	14.7	80.9
CPT-2	5/13/2021	14.2	75.8
CPT-3	5/13/2021	14.2	100.1
CPT-4	5/18/2021	12.7	50.7
CPT-5	5/13/2021	10.7	50.7
CPT-7	5/18/2021	11.4	125.7
CPT-8	5/18/2021	14.6	75.8

3.4 CORROSION SCREENING

We tested three samples collected at depths of 1½ to 7 feet for resistivity, pH, soluble sulfates, and chlorides. The laboratory test results are summarized in Table 3A.

Table 3A: Summary of Corrosion Test Results

Sample Location	Depth (feet)	Soil pH[1]	Resistivity[2] (ohm-cm)	Chloride[3] (mg/kg)	Sulfate[3,4] (mg/kg)
EB-1	5.0 to 7.0	10.6	5,175	46	376
EB-4	5.0	8.0	850	48	221
EB-6	1.5	7.9	3,094	15	76

Notes: [1]ASTM G51
[2]ASTM G57 - 100% saturation
[3]ASTM D4327
[4]1 mg/kg = 0.0001 % by dry weight

Many factors can affect the corrosion potential of soil including moisture content, resistivity, permeability, and pH, as well as chloride and sulfate concentration. Typically, soil resistivity, which is a measurement of how easily electrical current flows through a medium (soil and/or water), is the most influential factor. In addition to soil resistivity, chloride and sulfate ion concentrations, and pH also contribute to corrosion potential.

3.4.1 Preliminary Soil Corrosion Screening

Based on the laboratory test results summarized in Table 3A and published correlations between resistivity and corrosion potential, the soils may be considered mildly to very severely corrosive to buried metallic improvements (Chaker and Palmer, 1989).

In accordance with the 2019 CBC Section 1904.1, alternative cementitious materials for different exposure categories and classes shall be determined in accordance with ACI 318-19 Table 19.3.1.1, Table R19.3.1, and Table 19.3.2.1. Based on the laboratory sulfate test results, a cement type restriction is not required, although, in our opinion, it is generally a good idea to include some sulfate resistance and to maintain a relatively low water-cement ratio. We have summarized applicable exposure categories and classes from ACI 318-19, Table 19.3.1.1 below in Table 3B.

Table 3B: ACI 318-19 Table 19.3.1.1 Exposure Categories and Classes

Freezing and Thawing (F)	Sulfate (S, soil)	In Contact with Water (W)	Corrosion Protection of Reinforcement (C)
F0[1]	S0[2]	W1[3]	C1[4]

1 (F0) "Concrete not exposed to freezing-and-thawing cycles" (ACI 318-19)
2 (S0) "Water soluble sulfate in soil, percent by mass" (ACI 318-19)
3 (W0) "Concrete in contact with water where low permeability is not required" (ACI 318-19)
4 (C0) "Concrete exposed to moisture but not to an external source of chlorides" (ACI 318-19)

We recommend the structural engineer and a corrosion engineer be retained to confirm the above information and provide additional recommendations, as needed.

SECTION 4: GEOLOGIC HAZARDS

4.1 FAULT SURFACE RUPTURE

As discussed above several significant faults are located within 25 kilometers of the site. The site is not located within a State-designated Alquist Priolo Earthquake Fault Zone, a Santa Clara County Fault Hazard Zone, or a City of San Jose Potential Hazard Zone. As shown in Figure 3, no known surface expression of fault traces is thought to cross the site; therefore, fault surface rupture hazard is not a significant geologic hazard at the site.

4.2 ESTIMATED GROUND SHAKING

Moderate to severe (design-level) earthquakes can cause strong ground shaking, which is the case for most sites within the Bay Area. A site modified peak ground acceleration (PGA_M) was determined in accordance with the 2019 California Building Code (CBC) and Section 21.5 of ASCE 7-16. We recommend a site-specific MCE_G peak ground acceleration, PGA_M, of 0.75g for this project.

4.3 LIQUEFACTION POTENTIAL

The site is within a State-designated Liquefaction Hazard Zone (CGS, San Jose West Quadrangle, 2002) as well as a Santa Clara County Liquefaction Hazard Zone (Santa Clara County, 2019). Our field and laboratory programs addressed this issue by testing and sampling potentially liquefiable layers to depths of at least 50 feet, performing visual classification on sampled materials, evaluating CPT data, and performing various tests to further classify soil properties.

4.3.1 Background

During strong seismic shaking, cyclically induced stresses can cause increased pore pressures within the soil matrix that can result in liquefaction triggering, soil softening due to shear stress loss, potentially significant ground deformation due to settlement within sandy liquefiable layers as pore pressures dissipate, and/or flow failures in sloping ground or where open faces are present (lateral spreading) (NCEER 1998). Limited field and laboratory data is available regarding ground deformation due to settlement; however, in clean sand layers settlement on the order of 2 to 4 percent of the liquefied layer thickness can occur. Soils most susceptible to liquefaction are loose, non-cohesive soils that are saturated and are bedded with poor drainage, such as sand and silt layers bedded with a cohesive cap.

4.3.2 Analysis

As discussed in the “Subsurface” section above, several sand layers were encountered below the design groundwater depth of 8 feet. Following the liquefaction analysis framework in the 2008 monograph, *Soil Liquefaction During Earthquakes* (Idriss and Boulanger, 2008), incorporating updates in *CPT and SPT Based Liquefaction Triggering Procedures* (Boulanger and Idriss, 2014), and in accordance with CDMG Special Publication 117A guidelines (CDMG, 2008) for quantitative analysis, these layers were analyzed for liquefaction triggering and potential post-liquefaction settlement. These methods compare the ratio of the estimated cyclic shaking (Cyclic Stress Ratio - CSR) to the soil’s estimated resistance to cyclic shaking (Cyclic Resistance Ratio - CRR), providing a factor of safety against liquefaction triggering. Factors of safety less than or equal to 1.3 are considered to be potentially liquefiable and capable of post-liquefaction re-consolidation (i.e. settlement).

The CSR for each layer quantifies the stresses anticipated to be generated due to a design-level seismic event, is based on the peak horizontal acceleration generated at the ground surface discussed in the “Estimated Ground Shaking” section above and is corrected for overburden and stress reduction factors as discussed in the procedure developed by Seed and Idriss (1971) and updated in the 2008 Idriss and Boulanger monograph.

The soil’s CRR is estimated from the in-situ measurements from CPTs and laboratory testing on samples retrieved from our borings. SPT “N” values obtained from hollow-stem auger borings were not used in our analyses, as the “N” values obtained are less reliable in sands below groundwater. The tip pressures are corrected for effective overburden stresses, taking into consideration both the groundwater level at the time of exploration and the design groundwater

level, and stress reduction versus depth factors. The CPT method utilizes the soil behavior type index (I_C) to estimate the plasticity of the layers.

The results of our CPT analyses (CPT-1 to CPT-8) are presented on Figures 4A through 4H of this report. Calculations for these CPTs are attached as Appendix C.

4.3.3 Summary

Our analyses indicate that several layers could potentially experience liquefaction triggering that could result in post-liquefaction total settlement at the ground surface ranging from less than ¼ inch to about 1¾ inches based on the Yoshimine (2006) method. As discussed in SP 117A, differential movement for level ground sites over deep soil sites will be up to about two-thirds of the total settlement between independent foundation elements. In our opinion, differential settlements are anticipated to be on the order of 1-inch between adjacent foundation elements, assumed to be spaced approximately 50 to 60 feet apart.

Furthermore, as discussed, the site is underlain by about 10 to 40 feet of highly variable undocumented fills with debris. Depending on the type of fill (granular versus clayey) and the density of the fill, it is possible for additional localized zones of the undocumented fills to be susceptible to additional liquefaction-induced settlement than observed at our exploration locations following strong ground shaking. Further discussion is presented in the "Conclusions" section of this report.

4.3.4 Ground Deformation and Surficial Cracking Potential

The methods used to estimate liquefaction settlements assume that there is a sufficient cap of non-liquefiable material to prevent ground deformation or sand boils. For ground deformation to occur, the pore water pressure within the liquefiable soil layer will need to be great enough to break through the overlying non-liquefiable layer, which could cause significant ground deformation and settlement. The work of Youd and Garris (1995) indicates that the non-liquefiable cap is sufficient to prevent ground rupture; therefore the above total settlement estimates are reasonable.

4.4 LATERAL SPREADING

Lateral spreading is horizontal/lateral ground movement of relatively flat-lying soil deposits towards a free face such as an excavation, channel, or open body of water; typically lateral spreading is associated with liquefaction of one or more subsurface layers near the bottom of the exposed slope. As failure tends to propagate as block failures, it is difficult to analyze and estimate where the first tension crack will form.

As discussed, Coyote Creek is located about 125 feet northeast of the project site. The channel bottom is at approximately Elevation 58 to 59 feet according to Google Earth (2020). Therefore, the channel bottom is approximately 10 to 15 feet deep relative to existing site grades within the lower portion of the site. As part of our liquefaction analyses, we calculated the Lateral Displacement Index (LDI) for potentially liquefiable layers based on methods presented in the

2008 monograph, *Soil Liquefaction During Earthquakes* (Idriss and Boulanger, 2008). LDI is a summation of the maximum shear strains versus depth, which is a measurement of the potential maximum displacement at that exploration location. Summations of the LDI values to a depth equal to twice the open face height were included. Estimated displacements at CPTs closest to the creek (CPT-2 and CPT-4) based on the LDI calculations are negligible indicating a low potential for lateral spreading toward the creek during a significant seismic event.

In addition, mapping provided by CGS indicate the portion of Coyote Creek adjacent to the site has experienced lateral spreading failures (CGS, San Jose West Quadrangle, 2002). As mentioned, the proposed building area is underlain by deep variable undocumented fills. Based on our analysis and explorations, the depth of liquefiable layers appear variable and discontinuous throughout the fill and we judge lateral spreading/lateral displacement of soils would likely not affect the building as currently positioned. However, our explorations were performed along the boundary of the proposed building, which is offset from the perimeter of the site closest to the creek. As such, if a more continuous potentially liquefiable layer is present between the creek and the perimeter of the site there would be a potential for lateral movement of soils and improvements closer to the creek and within the parking lot and improvements closest to the creek.

4.5 SEISMIC SETTLEMENT/UNSATURATED SAND SHAKING

Loose unsaturated sandy soils can settle during strong seismic shaking. We evaluated the potential for seismic compaction of the materials based on the work by Robertson and Shao (2010). Our analyses indicate that the unsaturated materials could experience on the order of ½-inch of total settlement after strong seismic shaking.

However, as discussed within the liquefaction potential section, the site is underlain by variable undocumented fills with debris. In areas of more granular fills without adequate compaction, it is possible for additional localized zones of the undocumented fill to be susceptible to seismic settlement following strong ground shaking. Further discussion is presented in the "Conclusions" section of this report.

4.6 TSUNAMI/SEICHE

The terms tsunami or seiche are described as ocean waves or similar waves usually created by undersea fault movement or by a coastal or submerged landslide. Tsunamis may be generated at great distance from shore (far field events) or nearby (near field events). Waves are formed, as the displaced water moves to regain equilibrium, and radiates across the open water, similar to ripples from a rock being thrown into a pond. When the waveform reaches the coastline, it quickly raises the water level, with water velocities as high as 15 to 20 knots. The water mass, as well as vessels, vehicles, or other objects in its path create tremendous forces as they impact coastal structures.

Tsunamis have affected the coastline along the Pacific Northwest during historic times. The Fort Point tide gauge in San Francisco recorded approximately 21 tsunamis between 1854 and

1964. The 1964 Alaska earthquake generated a recorded wave height of 7.4 feet and drowned eleven people in Crescent City, California. For the case of a far-field event, the Bay area would have hours of warning; for a near field event, there may be only a few minutes of warning, if any.

A tsunami or seiche originating in the Pacific Ocean would lose much of its energy passing through San Francisco Bay. Based on the mapping of tsunami inundation potential for the San Francisco Bay Area by CGS (conservation.ca.gov/cgs/tsunami/maps), areas most likely to be inundated are marshlands, tidal flats, and former bay margin lands that are now artificially filled, but are still at or below sea level, and are generally within 1½ miles of the shoreline. The site is approximately 10 miles inland from the San Francisco Bay shoreline and is approximately 70 to 76 feet above mean sea level. Therefore, the potential for inundation due to tsunami or seiche is considered low.

4.7 FLOODING

Based on our internet search of the Federal Emergency Management Agency (FEMA) flood map public database, the site is located within Zone D, an area in which flood hazards are undetermined but possible. We recommend the project civil engineer be retained to confirm this information and verify the base flood elevation, if appropriate.

The Department of Water Resources (DWR), Division of Safety of Dams (DSOD) compiled a database of Dam Failure Inundation Hazard Maps (DSOD, 2015). The generalized hazard maps were prepared by dam owners as required by the State Office of Emergency Services; they are intended for planning purposes only. Based on our review of these maps, the site is located within a dam failure inundation area for Coyote Lake and the Anderson Reservoir.

SECTION 5: CONCLUSIONS

5.1 SUMMARY

From a geotechnical viewpoint, the project is feasible provided the concerns listed below are addressed in the project design. Descriptions of each concern with brief outlines of our recommendations follow the listed concerns.

- Potential for seismically-induced and static settlements
- Construction concerns with deep undocumented fills and buried debris
- Shallow groundwater
- Potential for sandy and gravelly caving soils
- Differential movement at on-grade to on-structure transitions
- Expansive soils
- Soil corrosion potential

5.1.1 Potential for Seismically-Induced and Static Settlements

Our liquefaction analysis indicates that there is a potential for liquefaction of localized sand layers during a significant seismic event. The potential for liquefied sands to vent to the ground surface through cracks in the surficial soils is low, however, our analysis indicates total liquefaction-induced settlements ranging from less than ¼ to about 1¾ inches, resulting in differential settlements of up to 1 inch between independent foundation elements. Additionally, our analysis indicates the unsaturated materials could experience on the order of ½-inch of settlement following strong seismic shaking.

Additionally, as discussed, deep undocumented fills of highly variable consistency were encountered in our borings. The deep fills were about 9½ to 41 feet in thickness and are expected to be variable in thickness, density, and consistency across the site. Undocumented fill can pose a risk to structures and surface improvements such as buildings, sidewalks, and at-grade pavement areas because the fill may settle under imposed loads and may experience differential compaction under seismic shaking.

Based on the above-mentioned seismic settlements, potential for differential settlement due to static loads, differential compaction and presence of variable deep undocumented fills, we recommend the building be supported by spread footings and slab-on-grade entirely underlain by ground improvement and a properly prepared subgrade. Detailed foundation recommendations are presented in the “Foundations” section of this report.

5.1.2 Construction Concerns with Deep Undocumented Fills and Buried Debris

As discussed, our field explorations encountered fills and numerous obstructions throughout the site within the fill including concrete rubble, wood, brick, plastic, and other debris to depths of up to 41 feet. The fills consisted of soft to very stiff clays and loose to very dense sands and gravels. Provided undocumented fills are mitigated by implementation of ground improvement, the potential impact to the building due to undocumented fill should be low. However, as a result of the highly variable consistency and obstructions within the fill, difficult utility, ground improvement, and foundation installation during site development should be expected.

Provided the fills meet the “Material for Fill” requirements discussed in the “Earthworks” section below, any excavated fills may be reused when backfilling the excavations. If materials are encountered that do not meet the requirements, such as debris, wood, trash, those materials should be screened out of the remaining material and be removed from the site.

5.1.3 Shallow Groundwater

Shallow groundwater was measured in our borings as shallow as 12 feet below the existing ground surface and we anticipate groundwater may exists as shallow as 8 feet below the existing ground surface. Our experience with similar sites in the vicinity indicates that shallow groundwater could significantly impact grading and underground construction. These impacts typically consist of potentially wet and unstable subgrade, difficulty achieving compaction, and difficult underground utility installation. Dewatering and shoring of utility trenches may be

required in some isolated areas of the site. Detailed recommendations addressing this concern are presented in the "Earthwork" section of this report.

5.1.4 Potential for Sandy and Gravelly Caving Soils

As mentioned, the site is underlain by highly variable undocumented fill. The surficial gravelly and sandy soil may not stand vertical when excavated and excavation sidewalls for foundations, utility trenches, etc. may cave in or accumulate significant amounts of slough. Grading and excavation contractors should be made aware of this condition and plan on potentially forming footings, preparing slab-on-grade subgrade just prior to concrete placement, and other similar construction issues as relates to temporary shoring, utility excavations, etc. These issues are addressed within the "Earthwork" and "Foundations" sections of this report.

5.1.5 Expansive Soils

As discussed, moderately expansive surficial fills generally blanket the site. Expansive soils can undergo significant volume change with changes in moisture content. They shrink and harden when dried and expand and soften when wetted. To reduce the potential for damage to the planned structure, slabs-on-grade should have sufficient reinforcement and be supported on a layer of non-expansive fill; footings should extend below the zone of seasonal moisture fluctuation. In addition, it is important to limit moisture changes in the surficial soils by using positive drainage away from buildings as well as limiting landscaping watering. We recommend that a plug of low-permeability clay soil, sand-cement slurry, or lean concrete be placed within trenches just outside where the trenches pass into building and pavement areas. Detailed grading and foundation recommendations addressing this concern are presented in the following sections.

5.1.6 Soil Corrosion Potential

As discussed, we performed a preliminary soil corrosion screening based on the results of analytical tests on samples within the near-surface undocumented fills. In general, based on the test results, the use of sulfate resistant concrete is likely not required for buried concrete. However, test results indicate the corrosion potential for buried metallic structures, such as metal pipes, is considered mildly to very severely corrosive. We recommend that special requirements for corrosion control be made to protect metal pipes. We recommend that a corrosion engineer be retained to review this information and provide recommendations, as needed, and perform additional testing as deemed necessary for the proposed site development.

5.2 PLANS AND SPECIFICATIONS REVIEW

We recommend that we be retained to review the geotechnical aspects of the project structural, civil, and landscape plans and specifications, allowing sufficient time to provide the design team with any comments prior to issuing the plans for construction.

5.3 CONSTRUCTION OBSERVATION AND TESTING

As site conditions may vary significantly between the small-diameter borings performed during this investigation, we also recommend that a Cornerstone representative be present to provide geotechnical observation and testing during earthwork and foundation construction. This will allow us to form an opinion and prepare a letter at the end of construction regarding contractor compliance with project plans and specifications, and with the recommendations in our report. We will also be allowed to evaluate any conditions differing from those encountered during our investigation and provide supplemental recommendations as necessary. For these reasons, the recommendations in this report are contingent of Cornerstone providing observation and testing during construction. Contractors should provide at least a 48-hour notice when scheduling our field personnel.

SECTION 6: EARTHWORK

6.1 SITE DEMOLITION

All existing improvements not to be reused for the current development, including all foundations, flatwork, pavements, utilities, and other improvements should be demolished and removed from the site. Recommendations in this section apply to the removal of these improvements which may be and are currently present on the site prior to the start of mass grading or the construction of new improvements for the project.

Cornerstone should be notified prior to the start of demolition and should be present on at least a part-time basis during all backfill and mass grading as a result of demolition. Occasionally, other types of buried structures (wells, cisterns, debris pits, etc.) can be found on sites with prior development. If encountered, Cornerstone should be contacted to address these types of structures on a case-by-case basis.

6.1.1 Demolition of Existing Slabs, Foundations and Pavements

All slabs, foundations, and pavements should be completely removed from within planned building areas.

As an owner value-engineered option, existing slabs, foundations, and pavements that extend into planned flatwork, pavement, or landscape areas may be left in place provided there is at least 3 feet of engineered fill overlying the remaining materials, they are shown not to conflict with new utilities, and that asphalt and concrete more than 10 feet square is broken up to allow subsurface drainage. Future distress and/or higher maintenance may result from leaving these prior improvements in place. A discussion of recycling existing improvements is provided later in this report.

Special care should be taken during the demolition and removal of existing floor slabs, foundations, utilities and pavements to minimize disturbance of the subgrade. Excessive disturbance of the subgrade, which includes either native or previously placed engineered fill,

resulting from demolition activities can have serious detrimental effects on planned foundation and paving elements.

Existing foundations are typically mat-slabs, shallow footings, or piers/piles. If slab or shallow footings are encountered, they should be completely removed. If drilled piers are encountered, they should be cut off at an elevation at least 60-inches below proposed footings or the final subgrade elevation, whichever is deeper. The remainder of the drilled pier could remain in place. Foundation elements to remain in place should be surveyed and superimposed on the proposed development plans to determine the potential for conflicts or detrimental impacts to the planned construction. Following review, additional mitigation or planned foundation elements may need to be modified.

6.1.2 Abandonment of Existing Utilities

All utilities should be completely removed from within planned building areas. For any utility line to be considered acceptable to remain within building areas, the utility line must be completely backfilled with grout or sand-cement slurry (sand slurry is not acceptable), the ends outside the building area capped with concrete, and the trench fills either removed and replaced as engineered fill with the trench side slopes flattened to at least 1:1, or the trench fills are determined not to be a risk to the structure. The assessment of the level of risk posed by the particular utility line will determine whether the utility may be abandoned in place or needs to be completely removed. The contractor should assume that all utilities will be removed from within building areas unless provided written confirmation from both the owner and the geotechnical engineer.

Utilities extending beyond the building area may be abandoned in place provided the ends are plugged with concrete, they do not conflict with planned improvements, and that the trench fills do not pose significant risk to the planned surface improvements.

The risk for owners associated with abandoning utilities in place include the potential for future differential settlement of existing trench fills, and/or partial collapse and potential ground loss into utility lines that are not completely filled with grout.

6.2 SITE CLEARING AND PREPARATION

6.2.1 Site Stripping

The site should be stripped of all surface vegetation, and surface and subsurface improvements to be removed within the proposed development area. Demolition of existing improvements is discussed in the prior paragraphs. Surface vegetation and topsoil should be stripped to a sufficient depth to remove all material greater than 3 percent organic content by weight.

6.2.2 Tree and Shrub Removal

Trees and shrubs designated for removal should have the root balls and any roots greater than ½-inch diameter removed completely. Mature trees are estimated to have root balls extending

to depths of 2 to 4 feet, depending on the tree size. Significant root zones are anticipated to extend to the diameter of the tree canopy. Grade depressions resulting from root ball removal should be cleaned of loose material and backfilled in accordance with the recommendations in the "Compaction" section of this report.

6.3 MITIGATION OF UNDOCUMENTED FILLS

Undocumented fills were encountered up to 41 feet beneath the existing site grades. As mentioned, and to be further discussed in the "Foundations" section of this report, we recommend the proposed building be supported by shallow foundations and slab-on-grade both underlain by ground improvement. As such, the existing fills may remain in place within the building footprint provided the top 12 to 18 inches are reworked and compacted in accordance with the "Compaction" section below.

Fills extending into planned pavement and flatwork areas may be left in place provided they are determined to be a low risk for future differential settlement and that the upper 12 to 18 inches of fill below pavement subgrade is reworked and compacted as discussed in the "Compaction" section below.

6.4 TEMPORARY CUT AND FILL SLOPES

The contractor is responsible for maintaining all temporary slopes and providing temporary shoring where required. Temporary shoring, bracing, and cuts/fills should be performed in accordance with the strictest government safety standards. On a preliminary basis, the upper 10 feet at the site may be classified as OSHA Soil Type C materials.

Excavations performed during site demolition and utility removal should be sloped at 3:1 (horizontal:vertical) within the upper 5 feet below building subgrade. Actual excavation inclinations should be reviewed in the field during construction, as needed. Excavations below building subgrade and excavations in pavement and flatwork areas should be sloped in accordance with OSHA soil classification requirements.

6.5 SUBGRADE PREPARATION

After site clearing and demolition is complete, and prior to backfilling any excavations resulting from fill removal or demolition, the excavation subgrade and subgrade within areas to receive additional site fills, slabs-on-grade and/or pavements should be scarified to a depth of 12 inches, moisture conditioned, and compacted in accordance with the "Compaction" section below.

Sandy soils were encountered near existing site grades within our borings. These sandy soils may be encountered at the subgrade elevation. As such, we recommend that subgrade compaction and proof rolling be performed within 24 hours of capillary break layer or slab-on-grade construction.

6.6 WET SOIL STABILIZATION GUIDELINES

Fill materials, especially soils with high fines contents such as clays and silty soils, can become unstable due to high moisture content, whether from high in-situ moisture contents or from winter rains. As the moisture content increases over the laboratory optimum, it becomes more likely the materials will be subject to softening and yielding (pumping) from construction loading or become unworkable during placement and compaction.

As discussed in the "Subsurface" section in this report, the in-situ moisture contents of the surficial fills are generally up to about 8 percent over the estimated laboratory optimum in the upper 10 feet of the soil profile and may be higher in portions of the site due to the highly variable undocumented fills. The contractor should anticipate needing to moisture condition some soils and drying others prior to reusing them as fill. In addition, repetitive rubber-tire loading may de-stabilize the soils.

There are several methods to address potential unstable soil conditions and facilitate fill placement and trench backfill. Some of the methods are briefly discussed below. Implementation of the appropriate stabilization measures should be evaluated on a case-by-case basis according to the project construction goals and the site conditions.

6.6.1 Scarification and Drying

The subgrade may be scarified to a depth of 12 to 18 inches and allowed to dry to near optimum conditions if sufficient dry weather is anticipated to allow sufficient drying. More than one round of scarification may be needed to break up the soil clods.

6.6.2 Removal and Replacement

As an alternative to scarification, the contractor may choose to over-excavate the unstable soils and replace them with dry on-site or import materials. A Cornerstone representative should be present to provide recommendations regarding the appropriate depth of over-excavation, whether a geosynthetic (stabilization fabric or geogrid) is recommended, and what materials are recommended for backfill.

6.6.3 Chemical Treatment

Where the unstable area exceeds about 5,000 to 10,000 square feet and/or site winterization is desired, chemical treatment with quicklime (CaO), kiln-dust, or cement may be more cost-effective than removal and replacement. Recommended chemical treatment depths will typically range from 12 to 18 inches depending on the magnitude of the instability.

6.7 MATERIAL FOR FILL

6.7.1 Re-Use of On-site Soils

On-site soils with an organic content less than 3 percent by weight may be reused as general fill. General fill should not have lumps, clods or cobble pieces larger than 6 inches in diameter; 85 percent of the fill should be smaller than 2½ inches in diameter. Minor amounts of oversize material (smaller than 12 inches in diameter) may be allowed provided the oversized pieces are not allowed to nest together and the compaction method will allow for loosely placed lifts not exceeding 12 inches. A Cornerstone representative should collect samples of the blended material to check the organic content prior to approving the mix for use and approving the mixing operation.

6.7.2 Re-Use of On-Site Site Improvements

Some areas of PCC were observed. If the site area allows for on-site pulverization of PCC and provided the PCC is pulverized to meet the "Material for Fill" requirements of this report, it may be used as select fill within the planned building areas, excluding the capillary break layer; as typically pulverized PCC comes close to or meets Class 2 AB specifications, the recycled PCC may likely be used within the pavement structural sections. Laboratory testing will be required to confirm the material meets project specifications. PCC grindings also make good winter construction access roads, similar to a cement-treated base (CTB) section. If asphalt concrete (AC) is present within the material, it may not be reused within the habitable building areas.

6.7.3 Potential Import Sources

Non-expansive and imported material should be inorganic with a Plasticity Index (PI) of 15 or less, and not contain recycled asphalt concrete where it will be used within the habitable building areas. To prevent significant caving during trenching or foundation construction, imported material should have sufficient fines. Samples of potential import sources should be delivered to our office at least 10 days prior to the desired import start date. Information regarding the import source should be provided, such as any site geotechnical reports. If the material will be derived from an excavation rather than a stockpile, potholes will likely be required to collect samples from throughout the depth of the planned cut that will be imported. At a minimum, laboratory testing will include PI tests. Material data sheets for select fill materials (Class 2 aggregate base, ¾-inch crushed rock, quarry fines, etc.) listing current laboratory testing data (not older than 6 months from the import date) may be provided for our review without providing a sample. If current data is not available, specification testing will need to be completed prior to approval.

Environmental and soil corrosion characterization should also be considered by the project team prior to acceptance. Suitable environmental laboratory data to the planned import quantity should be provided to the project environmental consultant; additional laboratory testing may be required based on the project environmental consultant's review. The potential import source

should also not be more corrosive than the on-site soils, based on pH, saturated resistivity, and soluble sulfate and chloride testing.

6.7.4 Non-Expansive Fill Using Lime Treatment

As discussed above, non-expansive fill should have a Plasticity Index (PI) of 15 or less. As an alternative to importing non-expansive fill, chemical treatment can be considered to create non-expansive fill. If this option is considered, additional laboratory tests should be performed during initial site grading to provide supplemental recommendations.

6.8 COMPACTION REQUIREMENTS

All fills, and subgrade areas where fill, slabs-on-grade, and pavements are planned, should be placed in loose lifts 8 inches thick or less and compacted in accordance with ASTM D1557 (latest version) requirements as shown in the table below. In general, clayey soils should be compacted with sheepsfoot equipment and sandy/gravelly soils with vibratory equipment; open-graded materials such as crushed rock should be placed in lifts no thicker than 18 inches and consolidated in place with vibratory equipment. Each lift of fill and all subgrade should be firm and unyielding under construction equipment loading in addition to meeting the compaction requirements to be approved. The contractor (with input from a Cornerstone representative) should evaluate the in-situ moisture conditions, as the use of vibratory equipment on soils with high moistures can cause unstable conditions. General recommendations for soil stabilization are provided in the "Subgrade Stabilization Measures" section of this report. Where the soil's PI is 20 or greater, the expansive soil criteria should be used.

Table 4: Compaction Requirements

Description	Material Description	Minimum Relative[1] Compaction (percent)	Moisture[2] Content (percent)
General Fill (within upper 5 feet)	On-Site Expansive Soils	87 – 92	>3
	Low Expansion Soils	90	>1
General Fill (below a depth of 5 feet)	On-Site Expansive Soils	95	>3
	Low Expansion Soils	95	>1
Trench Backfill	On-Site Expansive Soils	87 – 92	>3
	Low Expansion Soils	90	>1
Trench Backfill (upper 6 inches of subgrade)	On-Site Low Expansion Soils	95	>1
Crushed Rock Fill	¾-inch Clean Crushed Rock	Consolidate In-Place	NA
Non-Expansive Fill	Imported Non-Expansive Fill	90	Optimum

Table 4 Continues

Table 4: Compaction Requirements (Continued)

Description	Material Description	Minimum Relative[1] Compaction (percent)	Moisture[2] Content (percent)
Flatwork Subgrade	On-Site Expansive Soils	87 - 92	>3
	Low Expansion Soils	90	>1
Flatwork Aggregate Base	Class 2 Aggregate Base[3]	90	Optimum
Pavement Subgrade	On-Site Expansive Soils	87 - 92	>3
	Low Expansion Soils	95	>1
Pavement Aggregate Base	Class 2 Aggregate Base[3]	95	Optimum
Asphalt Concrete	Asphalt Concrete	95 (Marshall)	NA

1 – Relative compaction based on maximum density determined by ASTM D1557 (latest version)
2 – Moisture content based on optimum moisture content determined by ASTM D1557 (latest version)
3 – Class 2 aggregate base shall conform to Caltrans Standard Specifications, latest edition, except that the relative compaction should be determined by ASTM D1557 (latest version)

6.8.1 Construction Moisture Conditioning

Expansive soils can undergo significant volume change when dried then wetted. The contractor should keep all exposed expansive soil subgrade (and also trench excavation side walls) moist until protected by overlying improvements (or trenches are backfilled). If expansive soils are allowed to dry out significantly, re-moisture conditioning may require several days of re-wetting (flooding is not recommended), or deep scarification, moisture conditioning, and re-compaction.

6.9 TRENCH BACKFILL

Utility lines constructed within public right-of-way should be trenched, bedded and shaded, and backfilled in accordance with the local or governing jurisdictional requirements. Utility lines in private improvement areas should be constructed in accordance with the following requirements unless superseded by other governing requirements.

All utility lines should be bedded and shaded to at least 6 inches over the top of the lines with crushed rock (⅜-inch-diameter or greater) or well-graded sand and gravel materials conforming to the pipe manufacturer's requirements. Open-graded shading materials should be consolidated in place with vibratory equipment and well-graded materials should be compacted to at least 90 percent relative compaction with vibratory equipment prior to placing subsequent backfill materials. Open-graded materials (i.e. crushed rock, pea gravel, etc.) should also be completely enclosed within filter fabric, Mirafi 140n, or approved equivalent when extending near and below the design groundwater.

General backfill over shading materials may consist of on-site native materials provided they meet the requirements in the "Material for Fill" section, and are moisture conditioned and compacted in accordance with the requirements in the "Compaction" section.

Where utility lines will cross perpendicular to strip footings, the footing should be deepened to encase the utility line, providing sleeves or flexible cushions to protect the pipes from anticipated foundation settlement, or the utility lines should be backfilled to the bottom of footing with sand-cement slurry or lean concrete. Where utility lines will parallel footings and will extend below the "foundation plane of influence," an imaginary 1:1 plane projected down from the bottom edge of the footing, either the footing will need to be deepened so that the pipe is above the foundation plane of influence, or the utility trench will need to be backfilled with sand-cement slurry or lean concrete within the influence zone. Sand-cement slurry used within foundation influence zones should have a minimum compressive strength of 75 psi.

Due to the presence of some moderately expansive soils, it is desirable to reduce the potential for water migration into building and pavement areas through the granular shading materials. We recommend that a plug of low-permeability clay soil, sand-cement slurry, or lean concrete be placed within trenches just outside where the trenches pass into building and pavement areas.

6.10 SITE DRAINAGE

Ponding should not be allowed adjacent to building foundations, slabs-on-grade, or pavements. Hardscape surfaces should slope at least 2 percent towards suitable discharge facilities; landscape areas should slope at least 3 percent towards suitable discharge facilities. Roof runoff should be directed away from building areas in closed conduits, to approved infiltration facilities, or on to hardscaped surfaces that drain to suitable facilities. Retention, detention or infiltration facilities should be spaced at least 10 feet from buildings, and preferably at least 5 feet from slabs-on-grade or pavements. However, if retention, detention or infiltration facilities are located within these zones, we recommend that these treatment facilities meet the requirements in the Storm Water Treatment Design Considerations section of this report.

6.11 LOW-IMPACT DEVELOPMENT (LID) IMPROVEMENTS

The Municipal Regional Permit (MRP) requires regulated projects to treat 100 percent of the amount of runoff identified in Provision C.3.d from a regulated project's drainage area with low impact development (LID) treatment measures onsite or at a joint stormwater treatment facility. LID treatment measures are defined as rainwater harvesting and use, infiltration, evapotranspiration, or biotreatment. A biotreatment system may only be used if it is infeasible to implement harvesting and use, infiltration, or evapotranspiration at a project site.

Technical infeasibility of infiltration may result from site conditions that restrict the operability of infiltration measures and devices. Various factors affecting the feasibility of infiltration treatment may create an environmental risk, structural stability risk, or physically restrict infiltration. The presence of any of these limiting factors may render infiltration technically infeasible for a proposed project. To aid in determining if infiltration may be feasible at the site, we provide the following site information regarding factors that may aid in determining the feasibility of infiltration facilities at the site.

- The near-surface soils are variable with the clayey fines content and are categorized as Hydrologic Soil Group C to D materials. In our opinion, these soils could significantly limit the infiltration of stormwater depending on the location and depth.

- Locally, seasonal high groundwater is mapped at a depth of 5 to 10 feet, and therefore is expected to be within 10 feet of the base of the infiltration measure.

- In our opinion, infiltration locations within 10 feet of the buildings would create a geotechnical hazard.

6.11.1 Storm Water Treatment Design Considerations

If storm water treatment improvements, such as shallow bio-retention swales, basins or pervious pavements, are required as part of the site improvements to satisfy Storm Water Quality (C.3) requirements, we recommend the following items be considered for design and construction.

6.11.1.1 General Bioswale Design Guidelines

- If possible, avoid placing bioswales or basins within 10 feet of the building perimeter or within 5 feet of exterior flatwork or pavements. If bioswales must be constructed within these setbacks, the side(s) and bottom of the trench excavation should be lined with 10-mil visqueen to reduce water infiltration into the surrounding expansive soils.

- Bioswales constructed within 3 feet of proposed buildings may be within the foundation zone of influence for perimeter wall loads. Therefore, where bioswales will parallel foundations and will extend below the “foundation plane of influence,” an imaginary 1:1 plane projected down from the bottom edge of the foundation, the foundation will need to be deepened so that the bottom edge of the bioswale filter material is above the foundation plane of influence.

- The bottom of bioswale or detention areas should include a perforated drain placed at a low point, such as a shallow trench or sloped bottom, to reduce water infiltration into the surrounding soils near structural improvements, and to address the low infiltration capacity of the on-site clay soils.

6.11.1.2 Bioswale Infiltration Material

- Gradation specifications for bioswale filter material, if required, should be specified on the grading and improvement plans.

- Compaction requirements for bioswale filter material in non-landscaped areas or in pervious pavement areas, if any, should be indicated on the plans and specifications to satisfy the anticipated use of the infiltration area.

- If bioswales are to be vegetated, the landscape architect should select planting materials that do not reduce or inhibit the water infiltration rate, such as covering the bioswale with grass sod containing a clayey soil base.

- Due to the relatively loose consistency and/or high organic content of many bioswale filter materials, long-term settlement of the bioswale medium should be anticipated. To reduce initial volume loss, bioswale filter material should be wetted in 12-inch lifts during placement to pre-consolidate the material. Mechanical compaction should not be allowed, unless specified on the grading and improvement plans, since this could significantly decrease the infiltration rate of the bioswale materials.

- It should be noted that the volume of bioswale filter material may decrease over time depending on the organic content of the material. Additional filter material may need to be added to bioswales after the initial exposure to winter rains and periodically over the life of the bioswale areas, as needed.

6.11.1.3 Bioswale Construction Adjacent to Pavements

If bio-infiltration swales or basins are considered adjacent to proposed parking lots or exterior flatwork, we recommend that mitigative measures be considered in the design and construction of these facilities to reduce potential impacts to flatwork or pavements. Exterior flatwork, concrete curbs, and pavements located directly adjacent to bio-swales may be susceptible to settlement or lateral movement, depending on the configuration of the bioswale and the setback between the improvements and edge of the swale. To reduce the potential for distress to these improvements due to vertical or lateral movement, the following options should be considered by the project civil engineer:

- Improvements should be setback from the edge of a bioswale (assuming a sloping bioswale) such that there is at least 1 foot of horizontal distance between the edge of improvements and the top edge of the bioswale excavation for every 1 foot of vertical bioswale depth, or

- Concrete curbs for pavements, or lateral restraint for exterior flatwork, located directly adjacent to a bioswale, or not meeting the above setback, should be designed to resist lateral earth pressures in accordance with the recommendations in the “Retaining Walls” section of this report, or concrete curbs or edge restraint should be adequately keyed into the native soil or engineered to reduce the potential for rotation or lateral movement of the curbs.

6.12 LANDSCAPE CONSIDERATIONS

Since some of the near-surface soils are moderately expansive, we recommend reducing the amount of surface water infiltrating these soils near foundations and exterior slabs-on-grade. This can typically be achieved by:

- Using drip irrigation
- Avoiding open planting within 3 feet of the building perimeter or near the top of slopes
- Regulating the amount of water distributed to lawns or planter areas by using irrigation timers
- Selecting landscaping that requires little or no watering, especially near foundations.

We recommend that the landscape architect consider these items when developing landscaping plans.

SECTION 7: 2019 CBC SEISMIC DESIGN CRITERIA

7.1 SEISMIC DESIGN CRITERIA

We developed site-specific seismic design parameters in accordance with Chapter 16, Chapter 18 and Appendix J of the 2019 California Building Code (CBC) and Chapters 11, 12, 20, and 21 and Supplement No. 1 of ASCE 7-16.

7.1.1 Site Location and Provided Data For 2019 CBC Seismic Design

The project is located at latitude 37.36989° and longitude -121.887179°, which is based on Google Earth (WGS84) coordinates at the approximate center of the site located at 1055 Commercial Court in San Jose, California. We have assumed that a Seismic Importance Factor (I_e) of 1.00 has been assigned to the structure in accordance with Table 1.5-2 of ASCE 7-16 for structures classified as Risk Category II. The building period has not been provided by the project structural engineer.

7.2 2019 CBC SEISMIC DESIGN CRITERIA

As discussed in the “Subsurface” section of our report, our CPT and exploratory borings encountered undocumented fills consisting of medium dense to dense sands and gravels, and soft to very stiff clay underlain by native medium stiff to very stiff lean clay and medium dense to very dense sand deposits to a depth of 125 feet, the maximum depth explored. Shear wave velocity (V_S) measurements were performed while advancing CPT-3, resulting in a time-averaged shear wave velocity for the top 30 meters (V_{S30}) of 213 meters per second (697 feet per second), for the upper 100 feet.

7.2.1 2019 CBC Seismic Design

As the shear wave velocity for the upper 30 meters is between 600 and 1200 feet per second, per section 20.3.2 of ASCE 7-16, we have classified the site as Soil Classification D, which is described as a “stiff soil” profile. Because we used site specific data from our explorations and laboratory testing, the site class should be considered as “determined” for the purposes of estimating the seismic design parameters from the code. Our site-specific ground motion hazard analysis considered a V_{S30} of 213 meters per second (697 feet per second).

In accordance with Section 11.4.8 of ASCE 7-16, we performed a ground motion hazard analysis following Chapter 21, Section 21.2 of ASCE 7-16. We evaluated both Probabilistic MCE_R Ground Motions in accordance with Method 1 and Deterministic MCE_R Ground Motions to generate our recommended design response spectrum for the project, see Figure 6. The recommended design spectral accelerations and associated periods are provided graphically on Figure 6.

SECTION 8: FOUNDATIONS

8.1 SUMMARY OF RECOMMENDATIONS

As discussed in the “Conclusions” section, the site is underlain by deep, variable undocumented fills and there is significant potential for static and seismic total and differential settlement. To mitigate the above, in our opinion, the proposed structure may be supported on shallow foundations overlying ground improvement provided the recommendations in the “Earthwork” section and the sections below are followed. Ground improvement should also extend beneath the entire building footprint and slab-on-grades to minimize the hazards mentioned above. We recommend a design-build ground improvement contractor design the mitigation using an appropriate ground improvement technique to meet the project requirements. Foundation recommendations are presented in the following sections.

8.2 SHALLOW FOUNDATIONS OVER GROUND IMPROVEMENT

8.2.1 Conventional Shallow Footings

Provided ground improvement is performed in accordance with recommendations in this report, the proposed building may be supported on conventional shallow footings bearing on ground improvement discussed in later sections. The conventional shallow footings shall be at least 15 inches wide and extend at least 18 inches below the lowest adjacent grade. Lowest adjacent grade is defined as the deeper of the following: 1) bottom of the adjacent interior slab-on-grade, or 2) finished exterior grade, excluding landscaping topsoil.

Bearing pressures will be dependent on the final ground improvement technique and spacing; however, substantial improvement in bearing capacity would be expected. On a preliminary basis, we estimate typical allowable bearing pressures of about 3,000 to 5,000 psf for combined dead plus live loads may be feasible with a one-third increase for all loads, including wind and

seismic. These estimated bearing pressures should be further evaluated with the ground improvement contractor once retained.

Ground improvement should be designed to reduce total settlement due to static and seismic conditions to tolerable levels as described below and to improve the undocumented fills across the site. Please note, the ground improvement will need to account for variability of the undocumented fill present. Additional ground improvement recommendations are provided in the following sections.

8.2.2 Footing Settlement

As discussed in the "Ground Improvement" section below, the ground improvement design should reduce the total estimated (static plus seismic) settlement to 1½ inches or less, with no more than 1-inch from either the static or seismic component, with a differential settlement of ¾ to 1 inch over a horizontal distance of 50 to 60 feet. This total settlement is preliminary and the criteria should be confirmed collaboratively with the structural engineer and owner.

8.2.3 Lateral Loading

Lateral loads may be resisted by friction between the bottom of footing and the supporting subgrade, and also by passive pressures generated against footing sidewalls. An ultimate frictional resistance of 0.35 applied to the footing dead load, and an ultimate passive pressure based on an equivalent fluid pressure of 400 pcf may be used in design. The structural engineer should apply an appropriate factor of safety to the ultimate values above. Where footings are adjacent to landscape areas without hardscape, the upper 12 inches of soil should be neglected when determining passive pressure capacity.

8.2.4 Conventional Shallow Footing Construction Considerations

Where utility lines will cross perpendicular to strip footings, the footing should be deepened to encase the utility line, providing sleeves or flexible cushions to protect the pipes from anticipated foundation settlement, or the utility lines should be backfilled to the bottom of footing with sand-cement slurry or lean concrete. Where utility lines will parallel footings and will extend below the "foundation plane of influence," an imaginary 1:1 plane projected down from the bottom edge of the footing, either the footing will need to be deepened so that the pipe is above the foundation plane of influence, or the utility trench will need to be backfilled with sand-cement slurry or lean concrete within the influence zone. Sand-cement slurry used within foundation influence zones should have a minimum compressive strength of 75 psi.

Footing excavations should be filled as soon as possible or be kept moist until concrete placement by regular sprinkling to prevent desiccation. A Cornerstone representative should observe all footing excavations prior to placing reinforcing steel and concrete. If there is a significant schedule delay between our initial observation and concrete placement, we may need to re-observe the excavations.

Sandy fill soils will likely be encountered within footing excavations. Excavation walls may not stand vertical and may need to be sloped to a minimum 1:1 inclination or Stay-Form or similar may need to be placed within the footing excavations as they are excavated during construction of the foundation elements. Granular material encountered in the footing bottoms may also be disturbed to a depth of 6 to 8 inches following excavation and will need to be compacted to 90 percent relative compaction prior to steel placement. Care should be taken to not disturb the compacted granular material during steel placement. We should re-observe the footing excavations in granular materials after reinforcing steel has been placed and just prior to concrete placement. Footing excavations should also be kept moist by regular sprinkling with water to prevent desiccation and potential raveling of the granular materials. As an alternative, a rat slab can be placed over the granular material after we have observed the footing excavation to protect the granular material prior to steel placement.

8.3 GROUND IMPROVEMENT

As discussed above, conventional shallow spread footings supporting the building may be used in combination with ground improvement. We recommend that ground improvement be considered in the upper 20 to 40 feet over the building footprint to improve the consistency of the undocumented fills and mitigate potential static and seismic settlement. Ground improvement can be used to improve the subsurface soils such that the total combined static and seismic settlements are reduced to less than 1½ inches, and no more than 1-inch for either the static or seismic component, with differential settlement of ¾ to 1 inch. Ground improvement should provide adequate confining improvement around all foundations. Ground improvement options should also include an increase in allowable bearing pressures and should reduce settlement to within the tolerances stated above.

8.3.1 General

Ground improvement should consist of densification techniques to improve the consistency of the undocumented fills, the ground's resistance to seismic settlement, reduce static settlement, and improve bearing capacity and seismic performance. Densification techniques could potentially consist of vibro replacement (i.e. stone columns), grouted displacement columns (i.e. CLSM), or similar densification techniques. If the site soils are environmentally impacted, we anticipate that a ground improvement method that results in a low permeability improved zone will be desired by the regulatory agency to reduce the possibility of cross-contamination of water between aquifers in water bearing zones. If so, this would exclude compacted gravel column methods such as stone columns and rammed aggregate piers. The intent of the ground improvement design would be to increase the density and consistency of the existing in-place fills and potentially liquefiable materials by laterally displacing and/or densifying the in-place materials. The degree to which the density is increased will depend on the improvement method and spacing. A combination of ground improvement methods may be necessary for this project. Ground improvement should also reduce static settlements and can be used to increase bearing capacity.

Drilled displacement columns are formed in displaced soil cavities and displace liquefiable and compressible soil with cemented Controlled Low Strength Material. CLSM column ground

improvement can mitigate liquefaction and settlement of heavy foundations and slabs. CLSM columns are ideal for sensitive project sites such as those near critical structures that require low noise and no vibration construction methods, unreinforced masonry walls, occupied offices, sensitive soil (e.g. Bay Mud), and hazardous/contaminated soil sites where deep ground improvement is required.

The CLSM columns are separated from the bottom of the footing using a minimum 6-inch layer of crushed rock or other material "cushion". No connectivity of the CLSM columns and overlying structural element is allowed. In some cases, a Ground Anchor may be used in a higher strength column to resist uplift forces. Lateral resistance is provided by footing, mat, or slab bottom friction at the concrete to cushion layer interface or passive resistance of the side walls. The target strengths of the CLSM are usually between 500 to 1,000 psi at 28 days, depending on load demands. The CLSM strength is tested using standard sampling and loading methods.

Vibro replacement and granular compaction piles are similar in that a probe is vibrated into the ground to the design depth and a compacted open-graded gravel column is constructed from the bottom up. The surrounding soils are densified by the displacement of the soil as well as the vibrations from consolidating and expanding the gravel column laterally. One of the disadvantages of these densification pile types are the noise and vibration (and sometimes dust) produced during construction. The vibrations may cause noise and vibrations that can be heard or felt off-site. Pre-drilling through surficial materials may reduce noise and vibration, and should be anticipated for improvement areas adjacent to the site that may be sensitive to vibrations. As mentioned above, if the site soils are environmentally impacted, the use of stone/granular piles may not be allowed by the regulatory agency depending on vertical contaminant transport risks.

Based on the chosen ground improvement technique, the upper 2 feet of the working pad will likely need to be re-compacted after ground improvement installation, due to surface disturbance, potential ground heave and removal and re-compaction of undocumented fill. For this reason, we do not recommend preparation of the building pad or the construction of utilities prior to ground improvement.

The diameter of these ground improvement elements would likely be 16 to 30 inches and spacing would be proposed by the ground improvement contractors based on their experience and documented case histories of improvement performed on other projects with similar soil conditions which we would review as part of their submittal. The spacing would be estimated to improve the sands to obtain a post treatment $(N_1)_{60cs}$ of at least 20 to 25 blows/foot. The spacing would also be selected to reduce the total static settlement to 1½ inches with a differential settlement of ¾ to 1 inch over a horizontal distance of 50 feet. We would recommend a modulus test at the on-set of construction to verify that the ground improvement will control the static settlement. This recommendation is predicated on our working with and reviewing the ground improvement contractor's submittal documentation on their proposed spacing and installation methodology and case histories from other similar projects. We would also independently observe installation in the field and prepare a signed and stamped close-out letter with confirms that installed ground improvement meets our recommendations.

8.3.2 Ground Improvement Design Guidelines

We recommend that the ground improvement design include, but not be limited to: 1) drawings showing the ground improvement layout, spacing and diameter, 2) the foundation layout plan, 3) proposed ground improvement length, 4) top and bottom elevations, 5) case histories showing pre and post improvement $(N_1)_{60cs}$ or Q_{C1cs} values for projects with similar site conditions, 6) estimate of static settlement and modulus to meet settlement goals. We recommend that all displacement columns be capped with a minimum 6-inch-thick compacted gravel pad to facilitate load transfer and to decouple the footings from underlying ground improvement elements. The actual gravel pad thickness should be confirmed by the design-build contractor. We should be retained to review the ground improvement contractor's plan and densification estimates prior to construction, and to review and confirm that the contractor's ground improvement design will satisfactorily meet the design criteria based on the previous performance testing. Ground improvement would generally be constructed as follows: 1) clear the site of existing demolition debris, 2) mass grading to the building pad subgrade elevation, 3) install the ground improvement on the approved layout, and 4) over-excavation and re-compact top of building pad, as required, prior to construction of remainder of pad and the foundations.

The degree to which the soil density is increased will depend on the improvement method and spacing. Even though the above methods are designed to mitigate different existing soil conditions, ground improvement should provide an additional increase in bearing capacity and soil stiffness at the individual improvement locations.

8.3.3 Ground Improvement Performance Testing

Foundation and slab areas must meet the above total settlement criteria, which will include all settlement estimated from static loads and seismic shaking. Analysis of settlement for static loading should include compression within the treatment area due to structural loads, and long-term consolidation estimated for below the zone of treatment. Analysis of settlement for seismic loading should be included for within and below the zone of treatment. Ground improvement must also provide adequate support for the design bearing capacity.

Verification testing should include at least two modulus tests within the building footprint. To validate the parameters selected for a specific project, modulus load tests are performed on test piers typically constructed in locations chosen in coordination with the geotechnical engineer. Modulus tests are conducted to a pressure equal to at least 150% of the maximum design top of column stress to assure a reasonable level of safety which supports long term settlement control and demonstrates that the ground improvement element has adequate strength. Modulus testing should be performed in general accordance with ASTM D1143.

We recommend that at least two test arrays including pre- and post-installation CPT testing be performed. Performance testing typically consists of CPTs performed within each test array to confirm soil strength and density increases were achieved to meet the settlement criteria. We should observe and monitor installation of the test arrays and production ground improvement on a full-time basis and review the post-test array settlement analyses provided by the contractor.

8.4 ALTERNATIVE DEEP FOUNDATIONS

As an alternative to shallow foundations and slab-on-grade overlying ground improvement, the building may also be supported on a deep foundation system in combination with a structural slab. If this option is desired, we can provide additional recommendations.

SECTION 9: CONCRETE SLABS AND PEDESTRIAN PAVEMENTS

9.1 INTERIOR SLABS-ON-GRADE – NON-WAREHOUSE

Due to the moderate expansion potential of the surficial soils, the proposed slabs-on-grade in non-warehouse areas should be at least 5 inches thick and supported on at least 12 inches of non-expansive fill (NEF) to reduce the potential for slab damage due to soil heave. The NEF layer should be constructed over subgrade prepared in accordance with the recommendations in the "Earthwork" section of this report. If moisture-sensitive floor coverings are planned, the recommendations in the "Interior Slabs Moisture Protection Considerations" section below may be incorporated in the project design if desired. If significant time elapses between initial subgrade preparation and NEF and slab-on-grade construction, the subgrade should be proof-rolled to confirm subgrade stability, and if the soil has been allowed to dry out, the subgrade should be re-moisture conditioned in accordance with the "Compaction" section of this report.

The structural engineer should determine the appropriate slab reinforcement for the loading requirements and considering the expansion potential of the underlying soils. Consideration should be given to limiting the control joint spacing to a maximum of about 2 feet in each direction for each inch of concrete thickness.

9.2 WAREHOUSE SLABS-ON-GRADE

Warehouse slabs-on-grade should be at least 6 inches thick, should have a minimum compressive strength of 3,500 psi, and should be designed for the specific warehouse loading (i.e. Forklifts, rack loads, etc.). At this time, rack loading information, etc. was not available. The slab should be designed to accommodate potential slab settlement beneath heavily loaded slab areas. The ground improvement should be designed accordingly for the proposed slab loading.

The warehouse slab-on-grade should be supported by the materials and alternatives outlined below. Additional details follow these points.

- Zone A Fill Material – Upper 6 inches of pad subgrade should consist of crushed granular base having an R-value of at least 50 and no more than 10 percent passing the No. 200 sieve, such as Class 2 aggregate base.

- Zone B Fill Material – from 6 to 12 inches below pad subgrade (or below the Zone A noted above), the soil/material should also consist of a non-expansive fill (NEF) with a Plasticity Index (PI) of 15, or less.

- Zone B Fill Material Alternative 1 – from 6 to 12 inches below pad subgrade (or below the Zone A noted above), the non-expansive fill material also can consist of the same material used for Zone A

- Zone B Fill Material Alternative 2 – from 6 to 12 inches below pad subgrade (or below the Zone A noted above), the onsite material also can be chemically treated to meet non-expansive requirement with a PI of 15, or less

All base and sub-base materials should be placed and compacted in accordance with the "Compaction" section of this report. If there will be areas within the warehouse that are moisture sensitive, such as equipment and elevator rooms, a vapor barrier may be placed over the upper granular base prior to slab construction. Please refer to the recommendations in the "Interior Slabs Moisture Protection Considerations" section for vapor barrier construction. Consideration should be given to limiting the control joint spacing to a maximum of about 2 feet in each direction for each inch of concrete thickness.

9.3 INTERIOR SLABS MOISTURE PROTECTION CONSIDERATIONS

The following general guidelines for concrete slab-on-grade construction where floor coverings are planned are presented for the consideration by the developer, design team, and contractor. These guidelines are based on information obtained from a variety of sources, including the American Concrete Institute (ACI) and are intended to reduce the potential for moisture-related problems causing floor covering failures, and may be supplemented as necessary based on project-specific requirements. The application of these guidelines or not will not affect the geotechnical aspects of the slab-on-grade performance.

- Place a minimum 15-mil vapor retarder conforming to ASTM E 1745, Class C requirements or better directly below the concrete slab; the vapor retarder should extend to the slab edges and be sealed at all seams and penetrations in accordance with manufacturer's recommendations and ASTM E 1643 requirements. A 4-inch-thick capillary break, consisting of crushed rock should be placed below the vapor retarder and consolidated in place with vibratory equipment. The mineral aggregate shall be of such size that the percentage composition by dry weight as determined by laboratory sieves will conform to the following gradation:

Sieve Size	Percentage Passing Sieve
1"	100
¾"	90 – 100
No. 4	0 – 10
No. 200	0 – 5

  The capillary break rock may be considered as the upper 4 inches of the non-expansive fill previously recommended.

- The concrete water:cement ratio should be 0.45 or less. Mid-range plasticizers may be used to increase concrete workability and facilitate pumping and placement.

- Water should not be added after initial batching unless the slump is less than specified and/or the resulting water:cement ratio will not exceed 0.45.
- Polishing the concrete surface with metal trowels is not recommended.
- Where floor coverings are planned, all concrete surfaces should be properly cured.
- Water vapor emission levels and concrete pH should be determined in accordance with ASTM F1869-98 and F710-98 requirements and evaluated against the floor covering manufacturer's requirements prior to installation.

9.4 EXTERIOR PEDESTRIAN CONCRETE FLATWORK

Exterior concrete flatwork subject to pedestrian and/or occasional light pick up loading should be at least 4 inches thick and supported on at least 6 inches of non-expansive fill overlying subgrade prepared in accordance with the "Earthwork" recommendations of this report. Flatwork that will be subject to heavier or frequent vehicular loading should be designed in accordance with the recommendations in the "Vehicular Pavements" section below. To help reduce the potential for uncontrolled shrinkage cracking, adequate expansion and control joints should be included. Consideration should be given to limiting the control joint spacing to a maximum of about 2 feet in each direction for each inch of concrete thickness. Flatwork should be isolated from adjacent foundations or retaining walls.

SECTION 10: VEHICULAR PAVEMENTS

10.1 ASPHALT CONCRETE

The following asphalt concrete pavement recommendations tabulated below are based on the Procedure 608 of the Caltrans Highway Design Manual, estimated traffic indices for various pavement-loading conditions, and on a design R-value of 10. The design R-value was chosen based on engineering judgement considering the potential variable surface conditions following site grading and potential expansive soil conditions. We have also included pavement structural section alternatives for chemical-treated (lime/cement) subgrade soil with an estimated design R-value of 50 for your consideration. If it is desired to chemical-treat, we recommend that the upper 12 inches of subgrade soil be treated. Additional testing will need to be performed to determine the appropriate lime/cement percentage to be mixed with the subgrade soil.

Table 5: Asphalt Concrete Pavement Recommendations (Untreated Subgrade)

Design Traffic Index (TI)	Asphalt Concrete (inches)	Class 2 Aggregate Base* (inches)	Total Pavement Section Thickness (inches)
4.0	2.5	7.0	9.5
4.5	2.5	8.5	11.0
5.0	3.0	9.0	12.0
5.5	3.0	11.0	14.0
6.0	3.5	11.5	15.0
6.5	4.0	13.0	17.0
7.0	4.0	14.5	18.5
7.5	4.5	15.5	20.0
8.0	5.0	16.0	21.0
8.5	5.0	18.5	23.5
9.0	5.5	19.0	24.5
9.5	6.0	20.5	26.5
10.0	6.5	21.0	27.5
10.5	6.5	23.0	29.5
11.0	7.0	24.0	31.0

[1]Caltrans Class 2 aggregate base; minimum R-value of 78.

Table 6: Asphalt Concrete Pavement Recommendations (Chemical-Treated Subgrade)

Design Traffic Index (TI)	Asphalt Concrete (inches)	Class 2 Aggregate Base[1] (inches)	Total Pavement Section Thickness (inches)
4.0/4.5	2.5	4.0	6.5
5.0/5.5	3.0	4.0	7.0
6.0	3.5	4.0	7.5
6.5	4.0	4.0	8.0
7.0	4.0	4.5	8.5
7.5	4.5	5.0	9.5
8.0	5.0	5.0	10.0
8.5	5.0	6.5	11.5
9.0	5.5	6.5	12.0
9.5	6.0	7.0	13.0

Table 6 Continues

Table 6: Asphalt Concrete Pavement Recommendations (Chemical-Treated Subgrade) (Continued)

Design Traffic Index (TI)	Asphalt Concrete (inches)	Class 2 Aggregate Base[1] (inches)	Total Pavement Section Thickness (inches)
10.0	6.5	7.5	14.0
10.5	6.5	8.5	15.0
11.0	7.0	8.5	15.5

[1]Caltrans Class 2 aggregate base with minimum R-value of 78; subgrade R-value of 50 assuming 12-inch-thick subgrade chemical treatment

Frequently, the full asphalt concrete section is not constructed prior to construction traffic loading. This can result in significant loss of asphalt concrete layer life, rutting, or other pavement failures. To improve the pavement life and reduce the potential for pavement distress through construction, we recommend the full design asphalt concrete section be constructed prior to construction traffic loading. Alternatively, a higher traffic index may be chosen for the areas where construction traffic will use the pavements.

Asphalt concrete pavements constructed on expansive subgrade where the adjacent areas will not be irrigated for several months after the pavements are constructed may experience longitudinal cracking parallel to the pavement edge. These cracks typically form within a few feet of the pavement edge and are due to seasonal wetting and drying of the adjacent soil. The cracking may also occur during construction where the adjacent grade is allowed to significantly dry during the summer, pulling moisture out of the pavement subgrade. Any cracks that form should be sealed with bituminous sealant prior to the start of winter rains. One alternative to reduce the potential for this type of cracking is to install a moisture barrier at least 24 inches deep behind the pavement curb.

Due to the variability of the near surface soils, additional R-value testing could be performed on samples of the final subgrade soils to confirm the preliminary pavement design.

10.2 PORTLAND CEMENT CONCRETE

The exterior Portland Cement Concrete (PCC) pavement recommendations outlined below are based on methods presented in “Concrete Pavement for Trucking Facilities” by the American Concrete Pavement Association (ACPA, 1995), and the Portland Cement Association (PCA) design manual (PCA, 1984). In our opinion, the truck loading areas where trucks turn, brake, or stop should be constructed of reinforced PCC pavement. We have provided a few pavement alternatives below as the anticipated number of trucks and number of load repetitions per day on a given location of the pavement has not been provided at this time. An alternative should be chosen that is greater than what is expected for the development. At this time, we have assumed trucks will consist of tractor trailers. When more specific truck loading information is available, additional information can be provided.

Table 6: PCC Pavement Recommendations, Untreated Subgrade

Traffic Category	Minimum PCC Thickness[1] (inches)
Trucks per day per lane = 20	7.0
Trucks per day per lane = 80	7.5
Trucks per day per lane = 400	8.0

[1]Subgrade design R-Value = 10

The PCC thicknesses recommended above are based on a concrete flexural strength of at least 550 psi, minimum 28-day compressive strength of 4,000 psi, and supporting the PCC on at least 6 inches of Class 2 aggregate base compacted to a minimum relative compaction of 95 percent (ASTM D1557) as recommended in the "Earthwork" section of our report, and laterally restraining the PCC with curbs or concrete shoulders. The aggregate base should be constructed over compacted subgrade prepared in accordance with "Compaction" section of this report. The PCC should have a low water-cement ratio (industry standards), and in no case exceed a water-cement plus pozzolan ratio of 0.53.

Adequate expansion and control joints should be included. Joint spacing should not exceed about 24 times the pavement thickness, in approximately square panels for unreinforced concrete. Joint spacing can be increased somewhat for reinforced concrete where light reinforcing steel is provided to help hold together intermediate cracks that may form in panels. Construction and expansion joints, and dowels, should be designed in accordance with industry standards; joint sealing should be included due to the expansive soils at the site.

If the subgrade soils are to be chemically treated (lime/cement), we have provided some pavement alternatives below. For chemically treated subgrade, we recommend the upper 12 inches of subgrade soil be treated and the treated subgrade should obtain a minimum R-value of 50. Additional testing will need to be performed to determine the appropriate lime/cement percentage to be mixed with the subgrade soil to achieve an estimated R-value of 50. The remaining design and construction details should be consistent with the above recommendations for PCC pavements over untreated subgrade.

Table 7: PCC Pavement Recommendations (Chemical-Treated Subgrade)

Traffic Category	Minimum PCC Thickness[1] (inches)
Trucks per day per lane = 20	6.5
Trucks per day per lane = 80	7.0
Trucks per day per lane = 400	7.5

[1]Subgrade design R-Value = 50

10.3 STRESS PADS FOR TRASH ENCLOSURES

Pads where trash containers will be stored, and where garbage trucks will park while emptying trash containers, should be constructed on Portland Cement Concrete. We recommend that the trash enclosure pads and stress (landing) pads where garbage trucks will store, pick up, and empty trash be a minimum PCC thickness of 8 inches. The compressive strength, underlayment, and construction details should be consistent with the above recommendations for PCC pavements.

10.4 PAVEMENT CUTOFF

Surface water penetration into the pavement section can significantly reduce the pavement life, due to expansive clays. While quantifying the life reduction is difficult, a normal 20-year pavement design could be reduced to less than 10 years; therefore, increased long-term maintenance may be required.

It would be beneficial to include a pavement cut-off, such as deepened curbs, redwood-headers, or “Deep-Root Moisture Barriers” that are keyed at least 4 inches into the pavement subgrade. This will help limit the additional long-term maintenance.

SECTION 11: RETAINING WALLS

11.1 STATIC LATERAL EARTH PRESSURES

The structural design of any site retaining wall should include resistance to lateral earth pressures that develop from the soil behind the wall, any undrained water pressure, and surcharge loads acting behind the wall. Provided a drainage system is constructed behind the wall to prevent the build-up of hydrostatic pressures as discussed in the section below, we recommend that the walls with level backfill be designed for the following pressures:

Table 9: Recommended Lateral Earth Pressures

Wall Condition	Lateral Earth Pressure*	Additional Surcharge Loads
Unrestrained – Cantilever Wall	45 pcf	⅓ of vertical loads at top of wall
Restrained – Braced Wall	45 pcf + 8H** psf	½ of vertical loads at top of wall

* Lateral earth pressures are based on an equivalent fluid pressure for level backfill conditions
** H is the distance in feet between the bottom of footing and top of retained soil

If adequate drainage cannot be provided behind the wall, an additional equivalent fluid pressure of 40 pcf should be added to the values above for both restrained and unrestrained walls for the portion of the wall that will not have drainage. Damp proofing or waterproofing of the walls may be considered where moisture penetration and/or efflorescence are not desired.

11.2 SEISMIC LATERAL EARTH PRESSURES

The 2019 CBC states that lateral pressures from earthquakes should be considered in the design of basements and retaining walls greater than 6 feet in height. At this time, we are not aware of any retaining walls 6 feet or greater in height and have not provided seismic earth pressures with this report. If retaining walls greater than 6 feet in height are proposed, we should be retained to provide seismic earth pressures, if warranted. In our opinion, seismic earth pressures are not warranted for design of minor retaining walls (i.e. walls 6 feet or less in height).

11.3 AT-GRADE WALL DRAINAGE

Adequate drainage should be provided by a subdrain system behind all walls. This system should consist of a 4-inch minimum diameter perforated pipe placed near the base of the wall (perforations placed downward). The pipe should be bedded and backfilled with Class 2 Permeable Material per Caltrans Standard Specifications, latest edition. The permeable backfill should extend at least 12 inches out from the wall and to within 2 feet of outside finished grade. Alternatively, ½-inch to ¾-inch crushed rock may be used in place of the Class 2 Permeable Material provided the crushed rock and pipe are enclosed in filter fabric, such as Mirafi 140N or approved equivalent. The upper 2 feet of wall backfill should consist of compacted on-site soil. The subdrain outlet should be connected to a free-draining outlet or sump.

Miradrain, Geotech Drainage Panels, or equivalent drainage matting can be used for wall drainage as an alternative to the Class 2 Permeable Material or drain rock backfill. Horizontal strip drains connecting to the vertical drainage matting may be used in lieu of the perforated pipe and crushed rock section. The vertical drainage panel should be connected to the perforated pipe or horizontal drainage strip at the base of the wall, or to some other closed or through-wall system such as the TotalDrain system from AmerDrain. Sections of horizontal drainage strips should be connected with either the manufacturer's connector pieces or by pulling back the filter fabric, overlapping the panel dimples, and replacing the filter fabric over the connection. At corners, a corner guard, corner connection insert, or a section of crushed rock covered with filter fabric must be used to maintain the drainage path.

Drainage panels should terminate 18 to 24 inches from final exterior grade. The Miradrain panel filter fabric should be extended over the top of and behind the panel to protect it from intrusion of the adjacent soil.

11.4 BACKFILL

Where surface improvements will be located over the retaining wall backfill, backfill placed behind the walls with a PI less than 20 should be compacted to at least 95 percent relative compaction using light compaction equipment. If the soil's PI is 20 or greater, expansive soil criteria should be used as discussed in the "Compaction" section of this report. Where no surface improvements are planned, backfill should be compacted to at least 90 percent for soils with a PI less than 20. Expansive soil criteria should be followed for soils with a PI of 20 or greater. If heavy compaction equipment is used, the walls should be temporarily braced.

11.5 FOUNDATIONS

11.5.1 Warehouse Retaining Walls

Retaining walls associated with the proposed structure may be supported on a continuous and/or spread footings underlain with ground improvement designed in accordance with the recommendations presented in the "Foundations" section of this report.

11.5.2 Minor Site Retaining Walls

At this time we are not aware of any site retaining walls. We should review the location of any site retaining walls prior to design. In general, conventional site retaining walls may be supported on a continuous spread footing. Spread footings should bear on the fill material that blanket the site, be at least 18 inches wide, and extend at least 18 inches below the lowest adjacent grade. Due to the site conditions, we recommend the upper 18 inches beneath foundations be over-excavated and recompacted as engineered fill to create a more uniform bearing surface to reduce the potential for differential settlements.

Footings constructed to the above dimensions and in accordance with the "Earthwork" recommendations of this report should be designed using a low bearing pressure to limit potential settlement from variations in the fill materials at the site. On a preliminary basis, we recommend a maximum allowable bearing pressure of 1,000 psf. This pressures is a net value; the weight of the footing may be neglected for the portion of the footing extending below grade (typically, the full footing depth). Top and bottom mats of reinforcing steel should be included in continuous footings to help span irregularities and differential settlement.

Due to the site conditions, we should be retained to review and provide additional design parameters and specifications, if needed, based on the actual location and depth of retaining wall footings. Further, if the retaining wall will be sensitive to differential movement, we recommend the wall be underlain by ground improvement. A Cornerstone representative should observe all footing excavations prior to placing reinforcing steel and concrete. If there is

a significant schedule delay between our initial observation and concrete placement, we may need to re-observe the excavations.

SECTION 12: LIMITATIONS

This report, an instrument of professional service, has been prepared for the sole use of PROLOGIS specifically to support the design of the 1055 Commercial Court Warehouse project in San Jose, California. The opinions, conclusions, and recommendations presented in this report have been formulated in accordance with accepted geotechnical engineering practices that exist in Northern California at the time this report was prepared. No warranty, expressed or implied, is made or should be inferred.

Recommendations in this report are based upon the soil and groundwater conditions encountered during our subsurface exploration. If variations or unsuitable conditions are encountered during construction, Cornerstone must be contacted to provide supplemental recommendations, as needed.

PROLOGIS may have provided Cornerstone with plans, reports and other documents prepared by others. PROLOGIS understands that Cornerstone reviewed and relied on the information presented in these documents and cannot be responsible for their accuracy.

Cornerstone prepared this report with the understanding that it is the responsibility of the owner or his representatives to see that the recommendations contained in this report are presented to other members of the design team and incorporated into the project plans and specifications, and that appropriate actions are taken to implement the geotechnical recommendations during construction.

Conclusions and recommendations presented in this report are valid as of the present time for the development as currently planned. Changes in the condition of the property or adjacent properties may occur with the passage of time, whether by natural processes or the acts of other persons. In addition, changes in applicable or appropriate standards may occur through legislation or the broadening of knowledge. Therefore, the conclusions and recommendations presented in this report may be invalidated, wholly or in part, by changes beyond Cornerstone's control. This report should be reviewed by Cornerstone after a period of three (3) years has elapsed from the date of this report. In addition, if the current project design is changed, then Cornerstone must review the proposed changes and provide supplemental recommendations, as needed.

An electronic transmission of this report may also have been issued. While Cornerstone has taken precautions to produce a complete and secure electronic transmission, please check the electronic transmission against the hard copy version for conformity.

Recommendations provided in this report are based on the assumption that Cornerstone will be retained to provide observation and testing services during construction to confirm that conditions are similar to that assumed for design, and to form an opinion as to whether the work has been performed in accordance with the project plans and specifications. If we are not

retained for these services, Cornerstone cannot assume any responsibility for any potential claims that may arise during or after construction as a result of misuse or misinterpretation of Cornerstone's report by others. Furthermore, Cornerstone will cease to be the Geotechnical-Engineer-of-Record if we are not retained for these services.

SECTION 13: REFERENCES

Aagaard, B.T., Blair, J.L., Boatwright, J., Garcia, S.H., Harris, R.A., Michael, A.J., Schwartz, D.P., and DiLeo, J.S., 2016, Earthquake outlook for the San Francisco Bay region 2014–2043 (ver. 1.1, August 2016): U.S. Geological Survey Fact Sheet 2016–3020, 6 p., http://dx.doi.org/10.3133/fs20163020.

ATC Hazards by Location, Hazards by Location, 2020, https://hazards.atcouncil.org/

American Concrete Pavement Association (ACPA, 1995). *Concrete Pavement for Trucking Facilities.*

American Concrete Pavement Association (ACPA, 2006). *Design of Concrete Pavement for Streets and Roads.*

ASCE 7-16. American Society of Civil Engineers. (2016). *Minimum Design Loads and Associated Criteria for Buildings and Other Structures.*

Boulanger, R.W. and Idriss, I.M., 2004, Evaluating the Potential for Liquefaction or Cyclic Failure of Silts and Clays, Department of Civil & Environmental Engineering, College of Engineering, University of California at Davis.

Boulanger, R.W. and Idriss, I.M., 2014, CPT and SPT Based Liquefaction Triggering Procedures, Department of Civil & Environmental Engineering, College of Engineering, University of California at Davis, Report No. UCD/GCM-14/01, April 2014

California Building Code, 2019, Structural Engineering Design Provisions, Vol. 2.

California Department of Conservation Division of Mines and Geology, 1998, Maps of Known Active Fault Near-Source Zones in California and Adjacent Portions of Nevada, International Conference of Building Officials, February 1998.

California Division of Mines and Geology (2008), "Guidelines for Evaluating and Mitigating Seismic Hazards in California, Special Publication 117A, September.

California Geological Survey, 2002, State of California Seismic Hazard Zones, San Jose West 7.5-Minute Quadrangle, California: Seismic Hazard Zone Report 058.

CGS. (2021). *Earthquake Zones of Required Investigation.* CGS Homepage. https://maps.conservation.ca.gov/cgs/EQZApp/app/

Federal Emergency Management Administration (FEMA), 2009, FIRM City of San Jose, California, Map Number 06085C0232H.

GitHub, *usgs/shakemap-scenarios*, 2020, https://github.com/usgs/shakemap-scenarios/tree/master/rupture_sets/BSSC2014

Idriss, I.M., and Boulanger, R.W., 2008, Soil Liquefaction During Earthquakes, Earthquake Engineering Research Institute, Oakland, CA, 237 p.

Ishihara, K., 1985, Stability of Natural Deposits During Earthquakes: Proceedings Eleventh International Conference on Soil Mechanics and Foundation Engineering, San Francisco.

Ishihara, K. and Yoshimine, M., 1992, Evaluation of Settlements in Sand Deposits Following Liquefaction During Earthquakes, Soils and Foundations, 32 (1): 173-188.

Knudsen et al., 2000, Preliminary Maps of Quaternary Deposits and Liquefaction Susceptibility, Nine-County San Francisco Bay Region, California.

Portland Cement Association, 1984, Thickness Design for Concrete Highway and Street Pavements: report.

Pradel, D., 1998, Procedure to Evaluate Earthquake-Induced Settlements in Dry Sandy Soils, Journal of Geotechnical and Environmental Engineering, April 1998, p. 364 – 368 and Errata October 1998 p. 1048.

Ritter, J.R., and Dupre, W.R., 1972, Map Showing Areas of Potential Inundation by Tsunamis in the San Francisco Bay Region, California: San Francisco Bay Region Environment and Resources Planning Study, USGS Basic Data Contribution 52, Misc. Field Studies Map MF-480.

Robertson, P.K., Shao, Lisheng, 2010, Estimation of Seismic Compression in Dry Soils Using the CPT, 5th International Conference on Recent Advances in Geotechnical Earthquake Engineering and Soil Dynamics, Paper No. 4.05a, May 24-29, 2010.

Rogers, T.H., and J.W. Williams, 1974 Potential Seismic Hazards in Santa Clara County, California, Special Report No. 107: California Division of Mines and Geology.

Seed, H.B. and I.M. Idriss, 1971, A Simplified Procedure for Evaluation soil Liquefaction Potential: JSMFC, ASCE, Vol. 97, No. SM 9, pp. 1249 – 1274.

Seed, Raymond B., Cetin, K.O., Moss, R.E.S., Kammerer, Ann Marie, Wu, J., Pestana, J.M., Riemer, M.F., Sancio, R.B., Bray, Jonathan D., Kayen, Robert E., and Faris, A., 2003, Recent Advances in Soil Liquefaction Engineering: A Unified and Consistent Framework., University of California, Earthquake Engineering Research Center Report 2003-06.

State of California Department of Transportation, Highway Design Manual, Latest Edition.

U.S. Geological Survey, *Unified Hazard Tool*, 2020, https://earthquake.usgs.gov/hazards/interactive/

U.S. Geological Survey, *Building Seismic Safety Council 2014 Event Set*, ArcGIS Web Application, 2020, https://usgs.maps.arcgis.com/apps/webappviewer/index.html?id=14d2f75c7c4f4619936dac0d14e1e468

U.S. Geological Survey, *USGS Earthquake Hazards Program*, 2020, https://earthquake.usgs.gov/nshmp-haz-ws/apps/spectra-plot.html

Working Group on California Earthquake Probabilities, 2015, The Third Uniform California Earthquake Rupture Forecast, Version 3 (UCERF), U.S. Geological Survey Open File Report 2013-1165 (CGS Special Report 228). *KMZ files available at:* www.scec.org/ucerf/images/ucerf3_timedep_30yr_probs.kmz

Yoshimine, M., Nishizaki, H., Amano, KI, and Hosono, Y., 2006, Flow Deformation of Liquefied Sand Under Constant Shear Load and Its Application to Analysis of Flow Slide in Infinite Slope, Soil Dynamics and Earthquake Eng. 26, 253-264.

Youd, T.L. and C.T. Garris, 1995, Liquefaction-Induced Ground-Surface Disruption: Journal of Geotechnical Engineering, Vol. 121, No. 11, pp. 805 - 809.

Youd, T.L. and Idriss, I.M., et al, 1997, Proceedings of the NCEER Workshop on Evaluation of Liquefaction Resistance of Soils: National Center for Earthquake Engineering Research, Technical Report NCEER - 97-0022, January 5, 6, 1996.

Youd et al., 2001, “Liquefaction Resistance of Soils: Summary Report from the 1996 NCEER and 1998 NCEER/NSF Workshops on Evaluation of Liquefaction Resistance of Soils,” ASCE Journal of Geotechnical and Geoenvironmental Engineering, Vo. 127, No. 10, October, 2001.

Youd, T. Leslie, Hansen, Corbett M., and Bartlett, Steven F., 2002, Revised Multilinear Regression Equations for Prediction of Lateral Spread Displacement: ASCE Journal of Geotechnical and Geoenvironmental Engineering, Vol. 128, December 2002, p 1007-1017.

Youd, T.L. and Hoose, S.N., 1978, Historic Ground Failures in Northern California Triggered by Earthquakes, United States Geologic Survey Professional Paper 993.

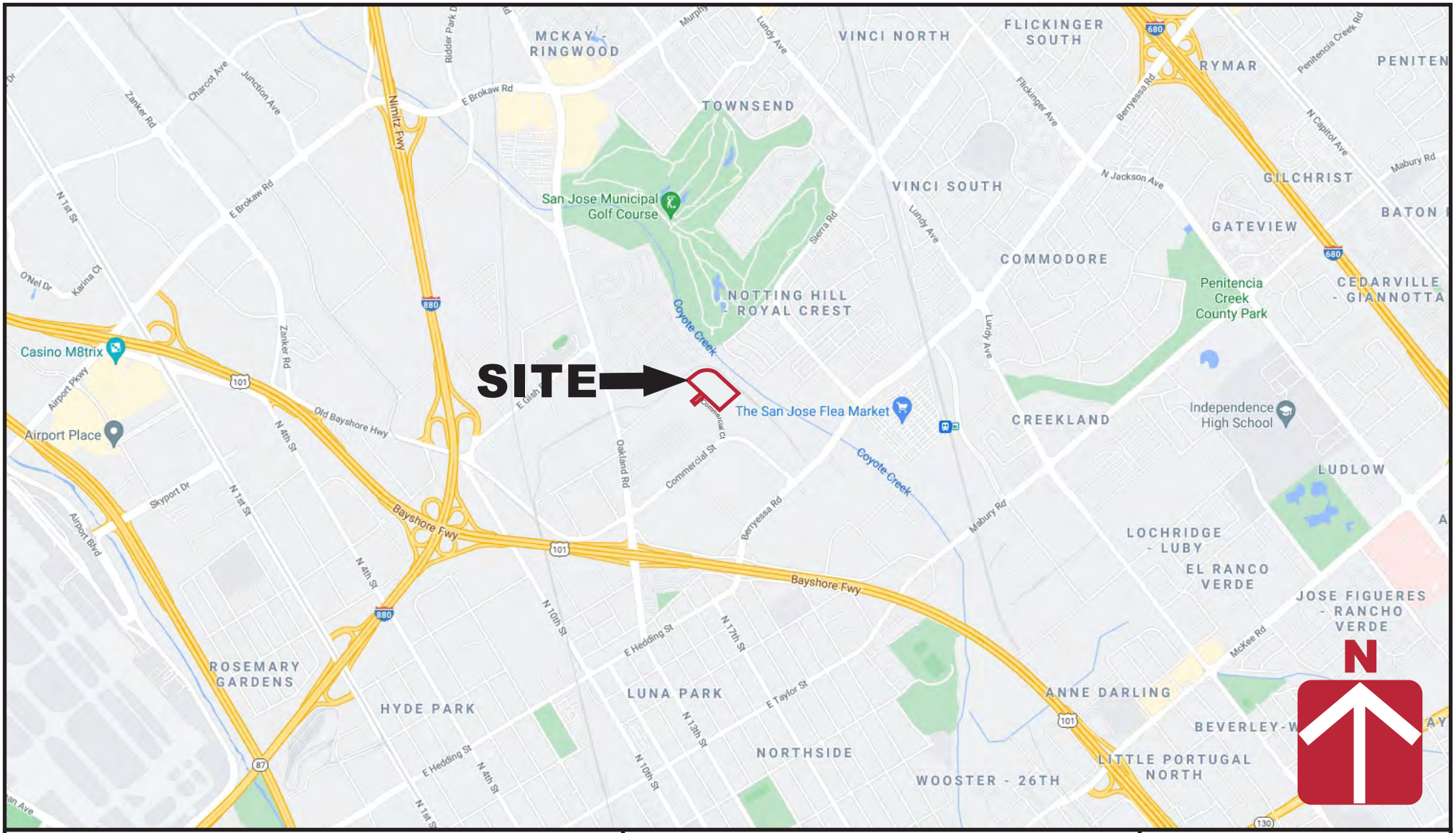

CORNERSTONE EARTH GROUP

Vicinity Map

1055 Commercial Court Warehouse
San Jose, CA

Project Number	555-20-1
Figure Number	Figure 1
Date	June 2021
Drawn By	RRN

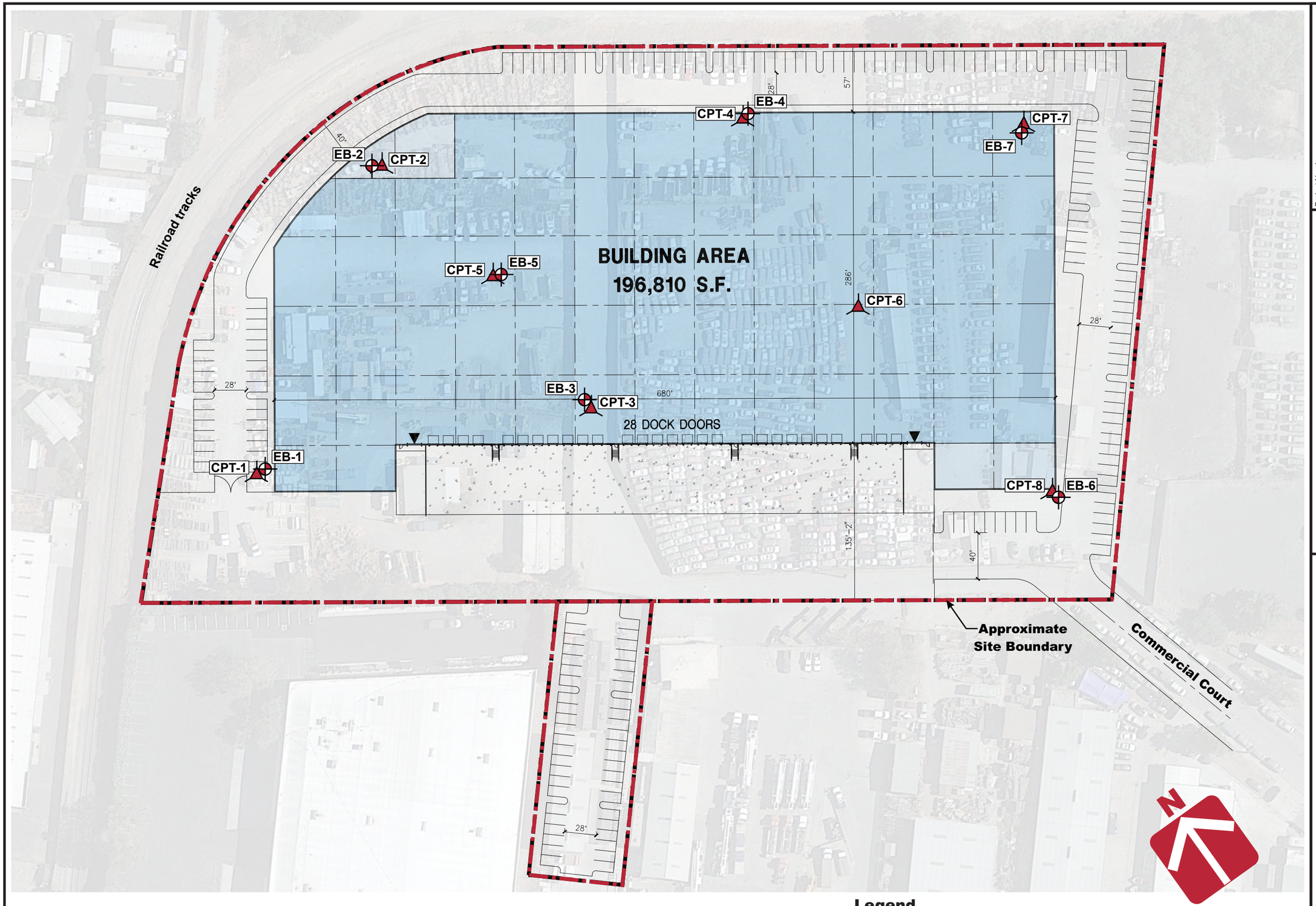

Legend

Approximate location of exploratory boring (EB)

Approximate location of cone penetration test (CPT)

0 80 160

APPROXIMATE SCALE (FEET)

Base by Google Earth, dated 09/26/2020
Overlay by HPA Architecture, Conceptual Site Plan, undated

Project Number	555-20-1
Figure Number	Figure 2
Date	June 2021
Drawn By	RRN

Site Plan

1055 Commercial Court Warehouse
San Jose, CA

CORNERSTONE EARTH GROUP

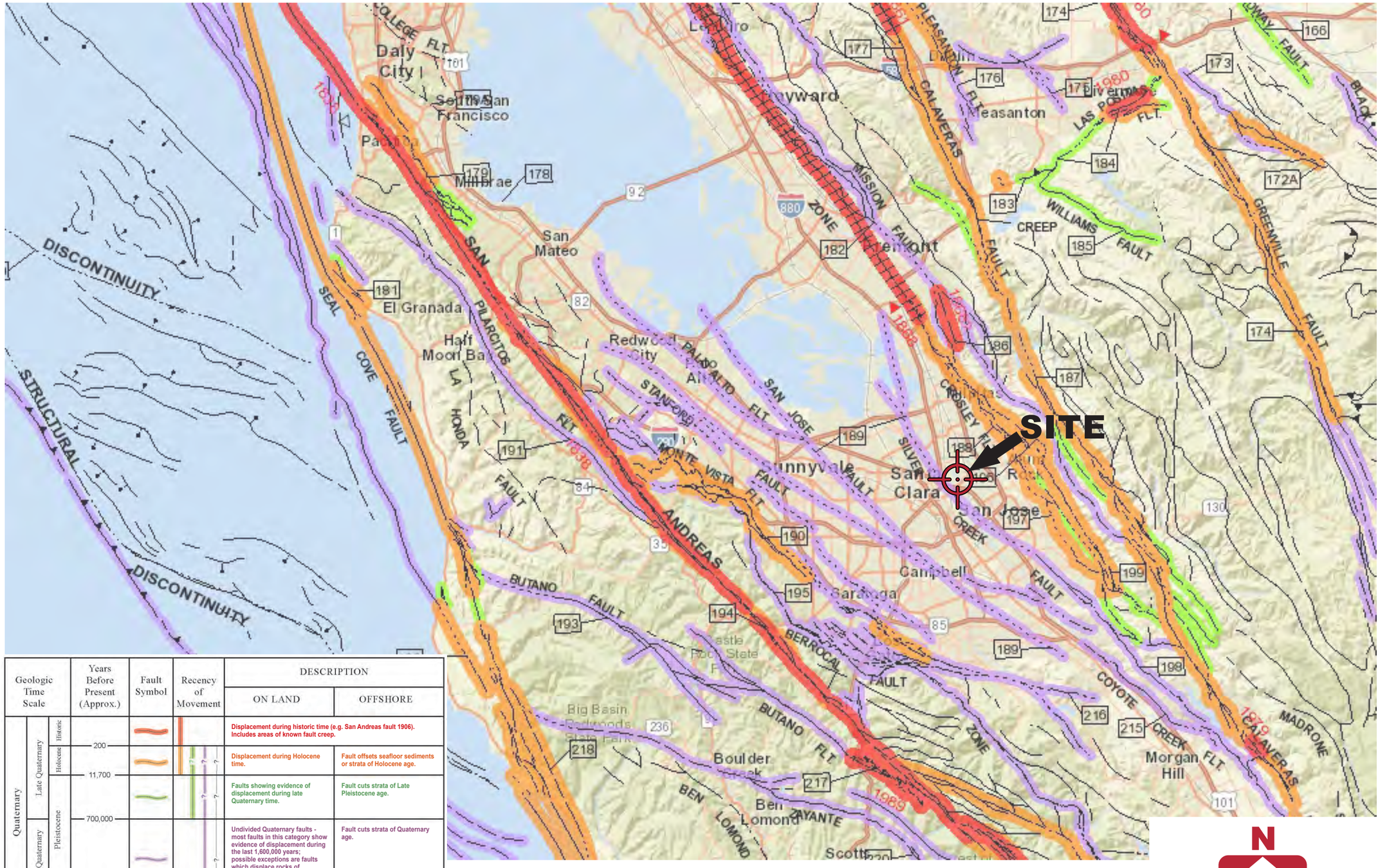

Geologic Time Scale		Years Before Present (Approx.)	Fault Symbol	Recency of Movement	DESCRIPTION	
					ON LAND	OFFSHORE
Quaternary	Late Quaternary – Historic				Displacement during historic time (e.g. San Andreas fault 1906). Includes areas of known fault creep.	
	Late Quaternary – Holocene	200			Displacement during Holocene time.	Fault offsets seafloor sediments or strata of Holocene age.
	Pleistocene	11,700			Faults showing evidence of displacement during late Quaternary time.	Fault cuts strata of Late Pleistocene age.
	Early Quaternary – Pleistocene	700,000			Undivided Quaternary faults - most faults in this category show evidence of displacement during the last 1,600,000 years; possible exceptions are faults which displace rocks of undifferentiated Pilo-Pleistocene age.	Fault cuts strata of Quaternary age.
Pre-Quaternary		1,600,000			Faults without recognized Quaternary displacement or showing evidence of no displacement during Quaternary time. Not necessarily inactive.	Fault cuts strata of Pliocene or older age.
		4.5 billion (Age of Earth)				

Base by California Geological Survey - 2010 Fault Activity Map of California (Jennings and Bryant, 2010)

N

0 5 10

APPROXIMATE SCALE (MILES)

Project Number 555-20-1

Figure Number Figure 3

Date June 2021

Drawn By RRN

Regional Fault Map

1055 Commercial Court Warehouse
San Jose, CA

CORNERSTONE EARTH GROUP

CORNERSTONE EARTH GROUP

FIGURE 4A

CPT NO. 1

© 2014 Cornerstone Earth Group, Inc.

PROJECT/CPT DATA

Project Title	1055 Commercial Ct Warehouse
Project No.	555-20-1
Project Manager	MJS

SEISMIC PARAMETERS

Controlling Fault	Hayward	
Earthquake Magnitude (Mw)	7.08	
PGA (Amax)	0.75	(g)

SITE SPECIFIC PARAMETERS

Ground Water Depth at Time of Drilling (feet)	19
Design Water Depth (feet)	8
Ave. Unit Weight Above GW (pcf)	120
Ave. Unit Weight Below GW (pcf)	121

CPT ANALYSIS RESULTS

DRY SAND SETTLEMENT FROM	8	FEET
	0.17	(Inches)
LIQUEFACTION SETTLEMENT FROM	50	FEET
	0.31	(Inches)
TOTAL SEISMIC SETTLEMENT	**0.5**	**INCHES**

POTENTIAL LATERAL DISPLACEMENT

LDI[2]	0.24	L/H	34.6
LDI[1] Corrected for Distance	0.09	(4 < L/H < 40)	

EXPECTED RANGE OF DISPLACEMENT

0.0 to 0.2 feet

[1]Not Valid for L/H Values < 4 and > 40.
[2]LDI Values Only Summed to 2H Below Grade.

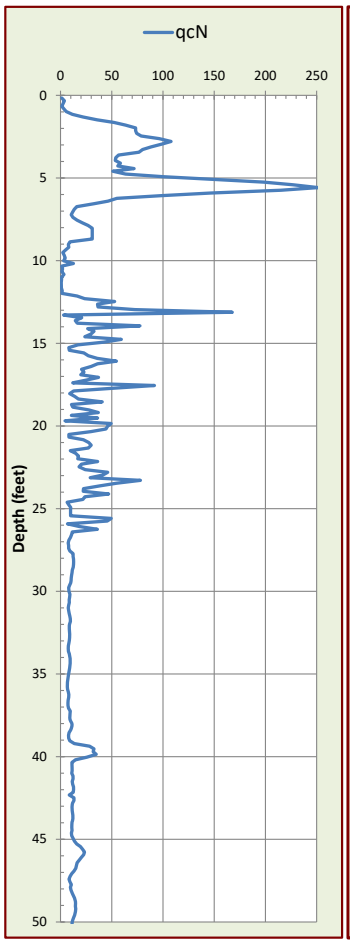

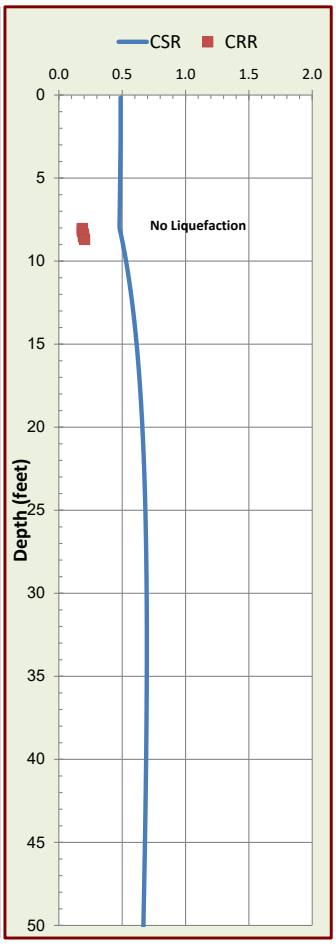



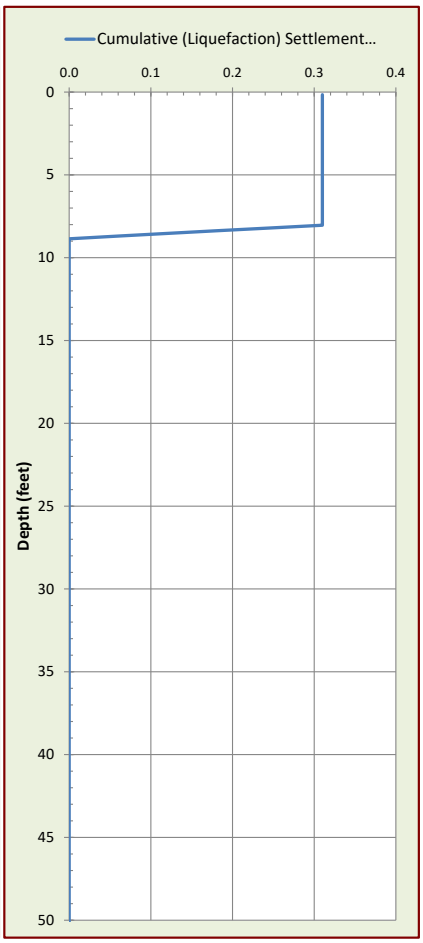

CORNERSTONE EARTH GROUP

FIGURE 4B

CPT NO. 2

© 2014 Cornerstone Earth Group, Inc.

PROJECT/CPT DATA

Project Title	1055 Commercial Ct Warehouse
Project No.	555-20-1
Project Manager	MJS

SEISMIC PARAMETERS

Controlling Fault	Hayward	
Earthquake Magnitude (Mw)	7.08	
PGA (Amax)	0.75	(g)

SITE SPECIFIC PARAMETERS

Ground Water Depth at Time of Drilling (feet)	15
Design Water Depth (feet)	8
Ave. Unit Weight Above GW (pcf)	120
Ave. Unit Weight Below GW (pcf)	121

CPT ANALYSIS RESULTS

DRY SAND SETTLEMENT FROM	8	FEET
	0.00	(Inches)
LIQUEFACTION SETTLEMENT FROM	50	FEET
	0.21	(Inches)
TOTAL SEISMIC SETTLEMENT	**0.2**	**INCHES**

POTENTIAL LATERAL DISPLACEMENT

LDI[2]	0.00	L/H	25.7
LDI[1] Corrected for Distance	0.00	(4 < L/H < 40)	

EXPECTED RANGE OF DISPLACEMENT

0.0 to 0.0 feet

[1]Not Valid for L/H Values < 4 and > 40.
[2]LDI Values Only Summed to 2H Below Grade.

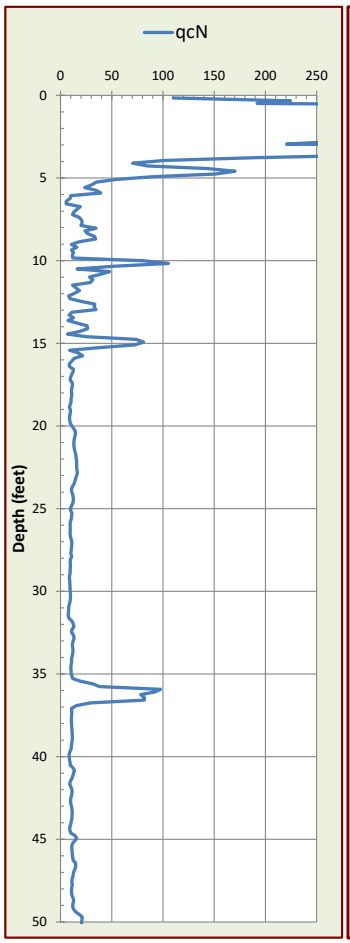

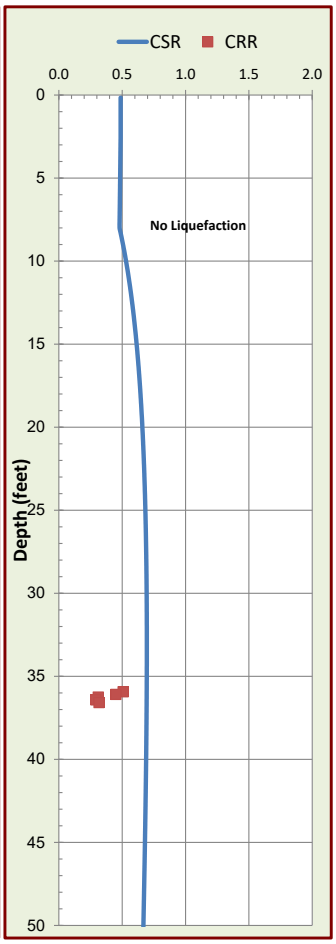



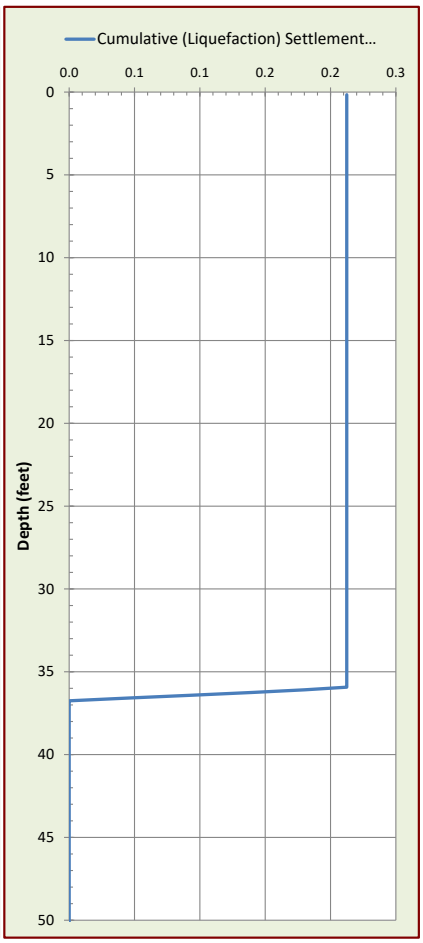

CORNERSTONE EARTH GROUP

FIGURE 4C

CPT NO. 3

© 2014 Cornerstone Earth Group, Inc.

PROJECT/CPT DATA

Project Title	1055 Commercial Ct Warehouse
Project No.	555-20-1
Project Manager	MJS

SEISMIC PARAMETERS

Controlling Fault	Hayward	
Earthquake Magnitude (Mw)	7.08	
PGA (Amax)	0.75	(g)

SITE SPECIFIC PARAMETERS

Ground Water Depth at Time of Drilling (feet)	17
Design Water Depth (feet)	8
Ave. Unit Weight Above GW (pcf)	120
Ave. Unit Weight Below GW (pcf)	121

CPT ANALYSIS RESULTS

DRY SAND SETTLEMENT FROM	8	FEET
	0.53	(Inches)
LIQUEFACTION SETTLEMENT FROM	50	FEET
	0.70	(Inches)
TOTAL SEISMIC SETTLEMENT	1.2	INCHES

POTENTIAL LATERAL DISPLACEMENT

LDI[2]	0.28	L/H	32.1
LDI[1] Corrected for Distance	0.10	(4 < L/H < 40)	

EXPECTED RANGE OF DISPLACEMENT

0.1 to 0.2 feet

[1]Not Valid for L/H Values < 4 and > 40.
[2]LDI Values Only Summed to 2H Below Grade.

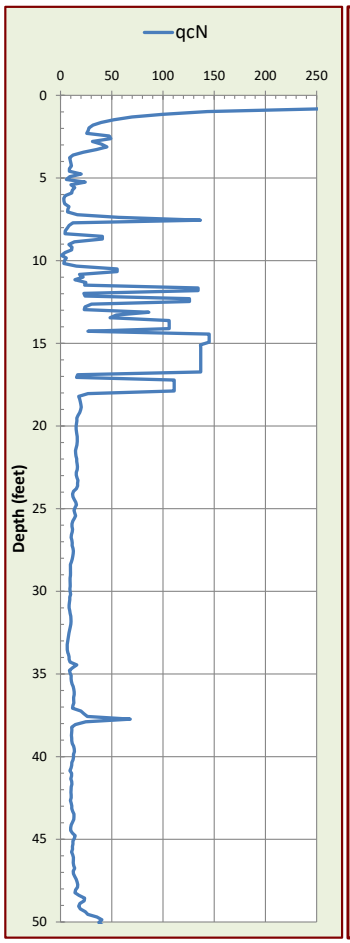

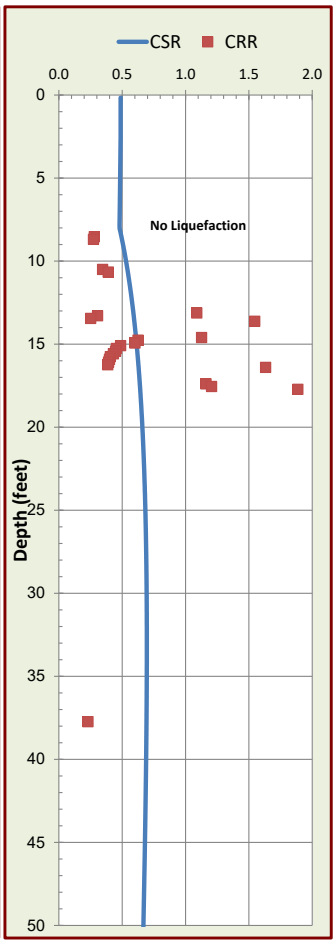

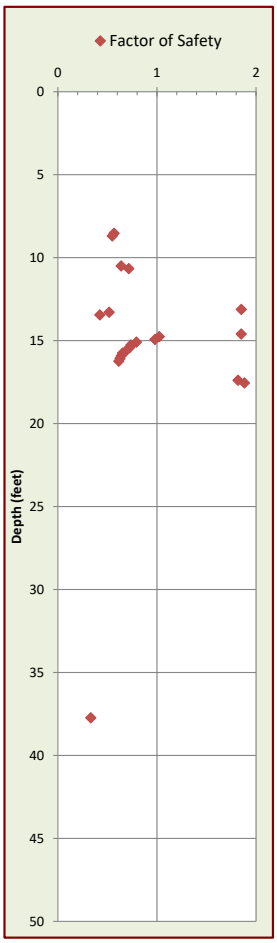

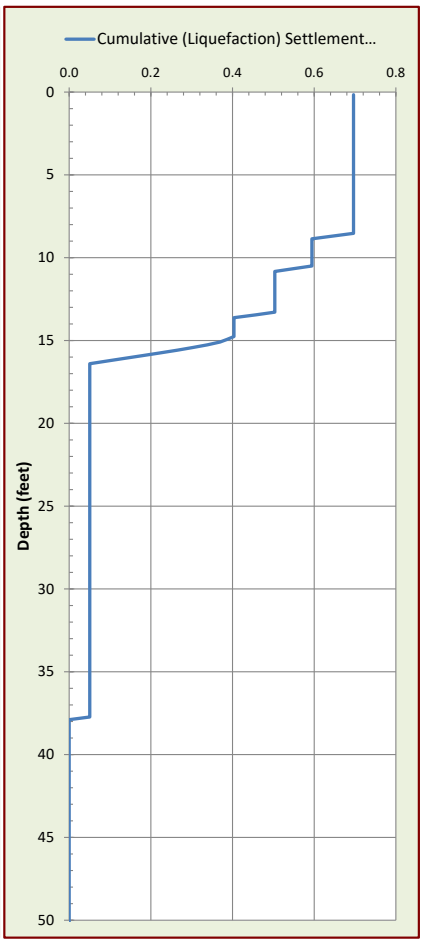

CORNERSTONE EARTH GROUP

FIGURE 4D

CPT NO. 4

© 2014 Cornerstone Earth Group, Inc.

PROJECT/CPT DATA

Project Title	1055 Commercial Ct Warehouse
Project No.	555-20-1
Project Manager	MJS

SEISMIC PARAMETERS

Controlling Fault	Hayward	
Earthquake Magnitude (Mw)	7.08	
PGA (Amax)	0.75	(g)

SITE SPECIFIC PARAMETERS

Ground Water Depth at Time of Drilling (feet)	14
Design Water Depth (feet)	8
Ave. Unit Weight Above GW (pcf)	120
Ave. Unit Weight Below GW (pcf)	121

CPT ANALYSIS RESULTS

DRY SAND SETTLEMENT FROM	8	FEET
	0.08	(Inches)
LIQUEFACTION SETTLEMENT FROM	50	FEET
	0.14	(Inches)
TOTAL SEISMIC SETTLEMENT	**0.2**	**INCHES**

POTENTIAL LATERAL DISPLACEMENT

LDI[2]	0.00	L/H	12.5
LDI[1] Corrected for Distance	0.00	(4 < L/H < 40)	

EXPECTED RANGE OF DISPLACEMENT

0.0 to 0.0 feet

[1]Not Valid for L/H Values < 4 and > 40.
[2]LDI Values Only Summed to 2H Below Grade.

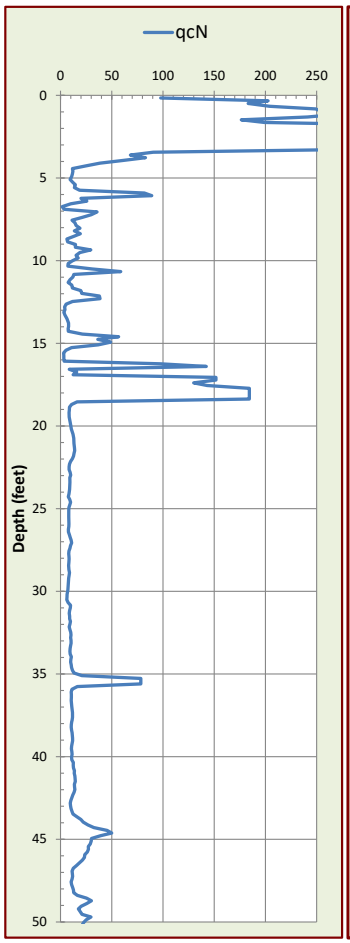

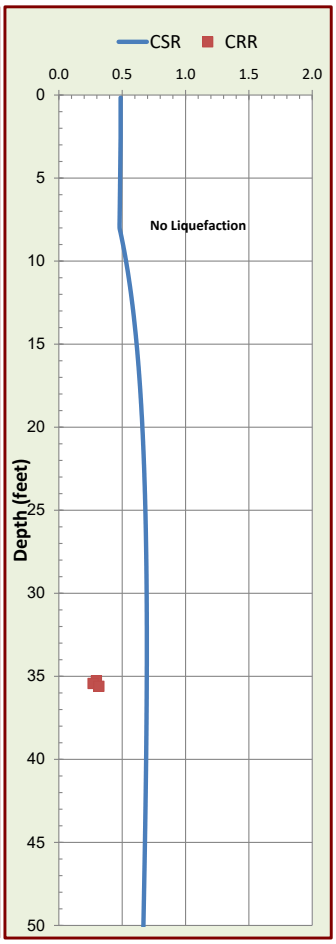



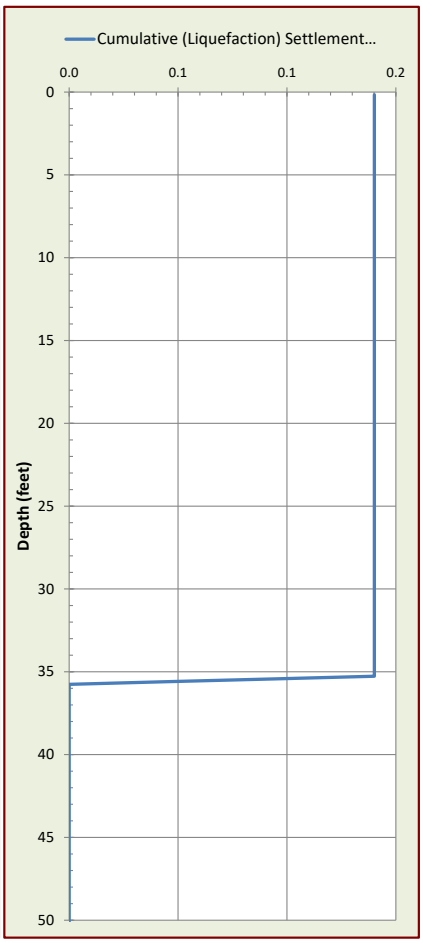

CORNERSTONE EARTH GROUP

FIGURE 4E

CPT NO. 5

© 2014 Cornerstone Earth Group, Inc.

PROJECT/CPT DATA

Project Title	1055 Commercial Ct Warehouse
Project No.	555-20-1
Project Manager	MJS

SEISMIC PARAMETERS

Controlling Fault	Hayward	
Earthquake Magnitude (Mw)	7.08	
PGA (Amax)	0.75	(g)

SITE SPECIFIC PARAMETERS

Ground Water Depth at Time of Drilling (feet)	12
Design Water Depth (feet)	8
Ave. Unit Weight Above GW (pcf)	120
Ave. Unit Weight Below GW (pcf)	121

CPT ANALYSIS RESULTS

DRY SAND SETTLEMENT FROM	8	FEET
	0.00	(Inches)
LIQUEFACTION SETTLEMENT FROM	50	FEET
	1.87	(Inches)
TOTAL SEISMIC SETTLEMENT	**1.9**	**INCHES**

POTENTIAL LATERAL DISPLACEMENT

LDI[2]	1.38	L/H	26.4
LDI[1] Corrected for Distance	0.61	(4 < L/H < 40)	

EXPECTED RANGE OF DISPLACEMENT

0.3 to 1.2 feet

[1]Not Valid for L/H Values < 4 and > 40.
[2]LDI Values Only Summed to 2H Below Grade.

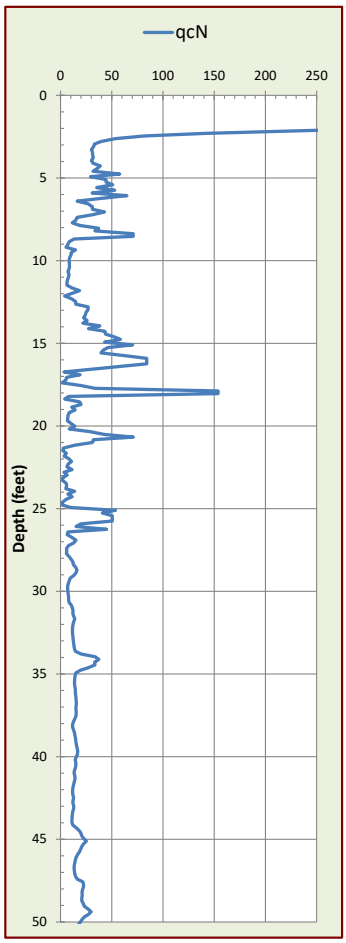

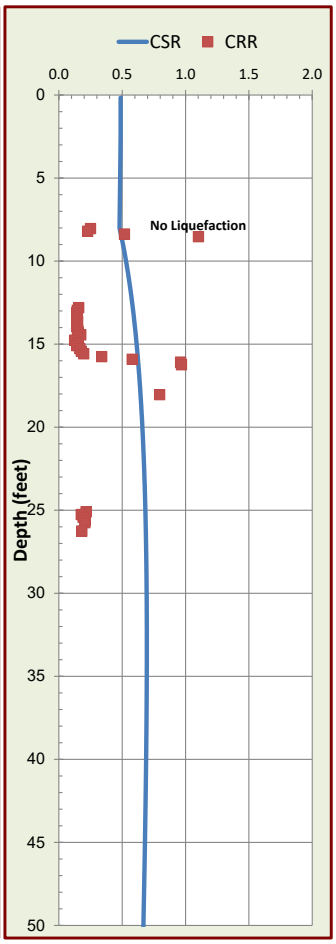

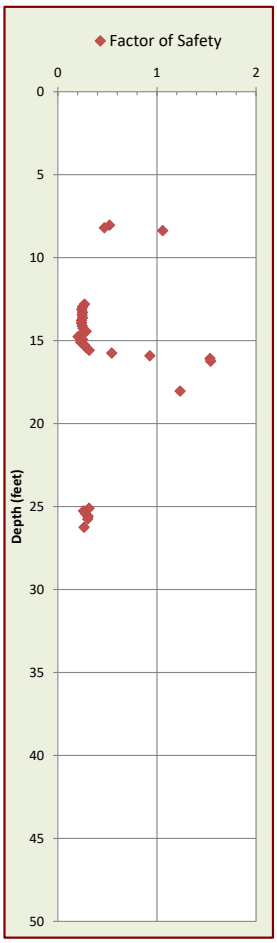

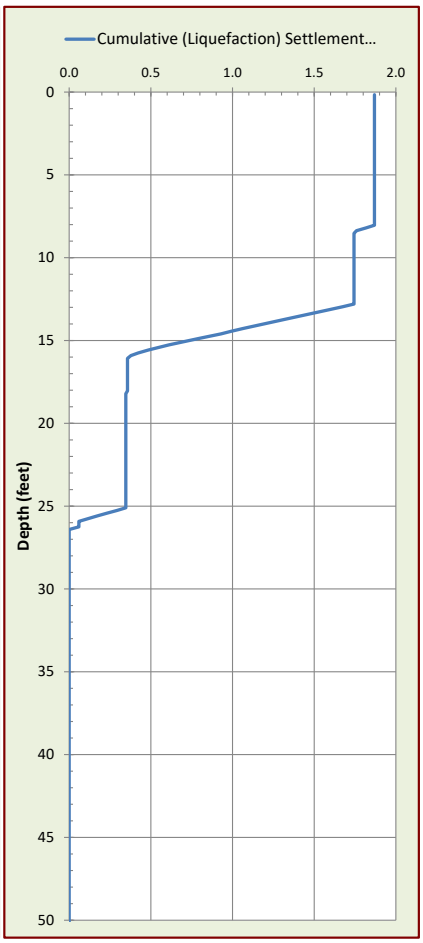

CORNERSTONE EARTH GROUP

FIGURE 4F

CPT NO. 6

© 2014 Cornerstone Earth Group, Inc.

PROJECT/CPT DATA

Project Title	1055 Commercial Ct Warehouse
Project No.	555-20-1
Project Manager	MJS

SEISMIC PARAMETERS

Controlling Fault	Hayward	
Earthquake Magnitude (Mw)	7.08	
PGA (Amax)	0.75	(g)

SITE SPECIFIC PARAMETERS

Ground Water Depth at Time of Drilling (feet)	13
Design Water Depth (feet)	8
Ave. Unit Weight Above GW (pcf)	120
Ave. Unit Weight Below GW (pcf)	121

CPT ANALYSIS RESULTS

DRY SAND SETTLEMENT FROM	8	FEET
	0.07	(Inches)
LIQUEFACTION SETTLEMENT FROM	50	FEET
	0.01	(Inches)
TOTAL SEISMIC SETTLEMENT	**0.1**	**INCHES**

POTENTIAL LATERAL DISPLACEMENT

LDI[2]	0.01	L/H	22.9
LDI[1] Corrected for Distance	0.00	(4 < L/H < 40)	

EXPECTED RANGE OF DISPLACEMENT

0.0 to 0.0 feet

[1]Not Valid for L/H Values < 4 and > 40.
[2]LDI Values Only Summed to 2H Below Grade.

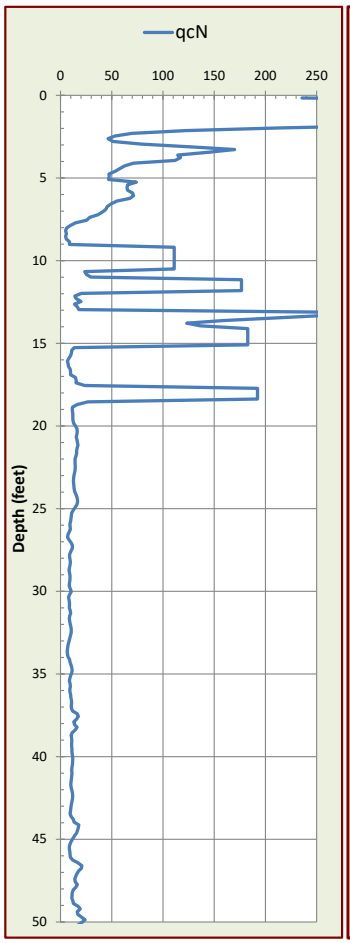

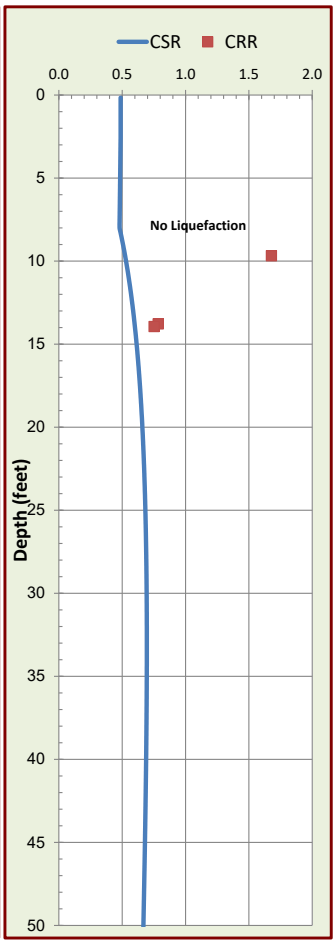



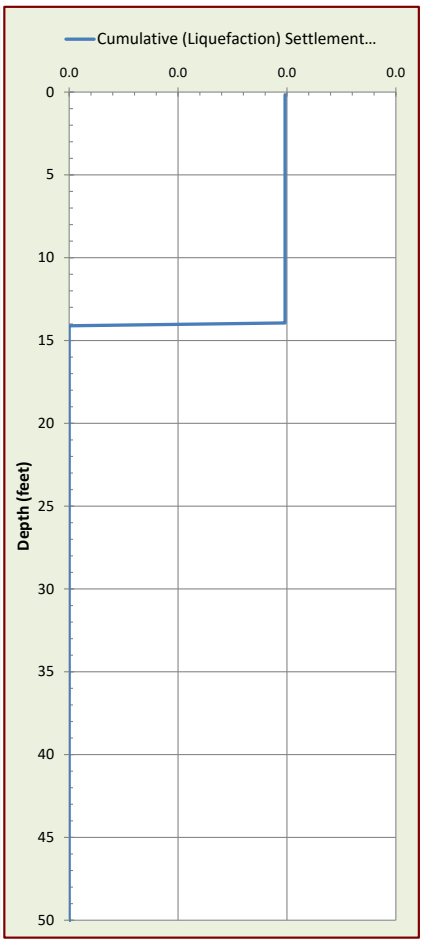

CORNERSTONE EARTH GROUP

FIGURE 4G

CPT NO. 7

© 2014 Cornerstone Earth Group, Inc.

PROJECT/CPT DATA

Project Title	1055 Commercial Ct Warehouse
Project No.	555-20-1
Project Manager	MJS

SEISMIC PARAMETERS

Controlling Fault	Hayward	
Earthquake Magnitude (Mw)	7.08	
PGA (Amax)	0.75	(g)

SITE SPECIFIC PARAMETERS

Ground Water Depth at Time of Drilling (feet)	11.4
Design Water Depth (feet)	8
Ave. Unit Weight Above GW (pcf)	120
Ave. Unit Weight Below GW (pcf)	121

CPT ANALYSIS RESULTS

DRY SAND SETTLEMENT FROM	8	FEET
	0.00	(Inches)
LIQUEFACTION SETTLEMENT FROM	50	FEET
	0.03	(Inches)
TOTAL SEISMIC SETTLEMENT	0.0	INCHES

POTENTIAL LATERAL DISPLACEMENT

LDI[2]	0.00	L/H	12.5
LDI[1] Corrected for Distance	0.00	(4 < L/H < 40)	

EXPECTED RANGE OF DISPLACEMENT

0.0 to 0.0 feet

[1]Not Valid for L/H Values < 4 and > 40.
[2]LDI Values Only Summed to 2H Below Grade.

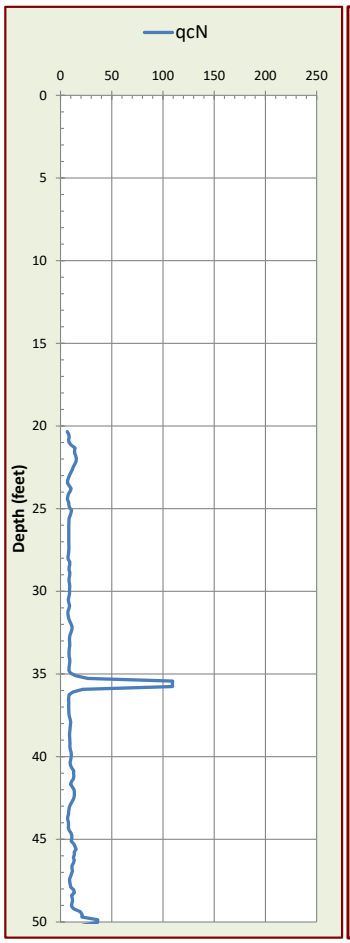

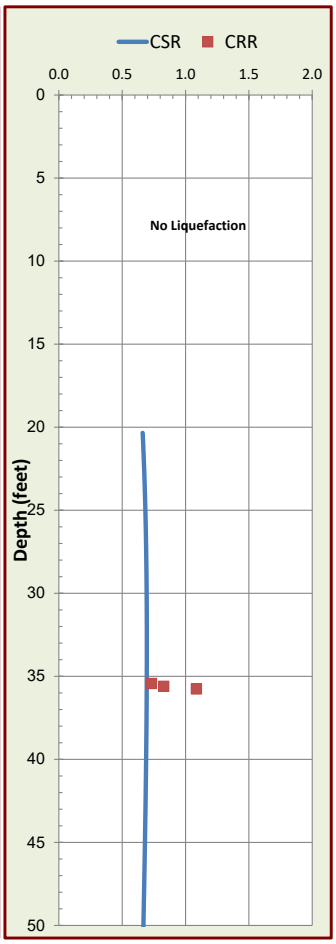



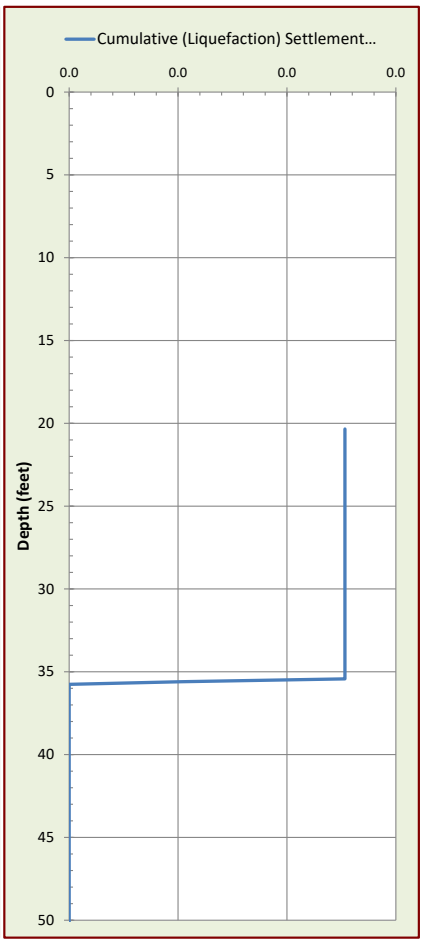

CORNERSTONE EARTH GROUP

FIGURE 4H

CPT NO. 8

© 2014 Cornerstone Earth Group, Inc.

PROJECT/CPT DATA

Project Title	1055 Commercial Ct Warehouse
Project No.	555-20-1
Project Manager	MJS

SEISMIC PARAMETERS

Controlling Fault	Hayward	
Earthquake Magnitude (Mw)	7.08	
PGA (Amax)	0.75	(g)

SITE SPECIFIC PARAMETERS

Ground Water Depth at Time of Drilling (feet)	22
Design Water Depth (feet)	8
Ave. Unit Weight Above GW (pcf)	120
Ave. Unit Weight Below GW (pcf)	121

CPT ANALYSIS RESULTS

DRY SAND SETTLEMENT FROM	8	FEET
	0.08	(Inches)
LIQUEFACTION SETTLEMENT FROM	50	FEET
	0.13	(Inches)
TOTAL SEISMIC SETTLEMENT	**0.2**	**INCHES**

POTENTIAL LATERAL DISPLACEMENT

LDI[2]	0.04	L/H	36.9
LDI[1] Corrected for Distance	0.01	(4 < L/H < 40)	

EXPECTED RANGE OF DISPLACEMENT

0.0 to 0.0 feet

[1]Not Valid for L/H Values < 4 and > 40.
[2]LDI Values Only Summed to 2H Below Grade.

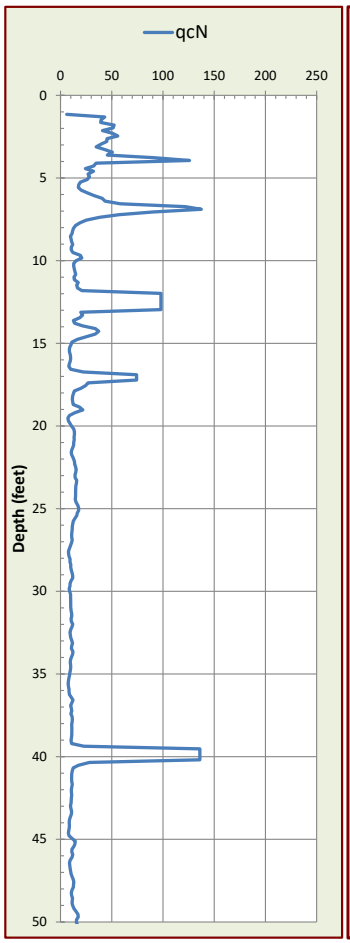

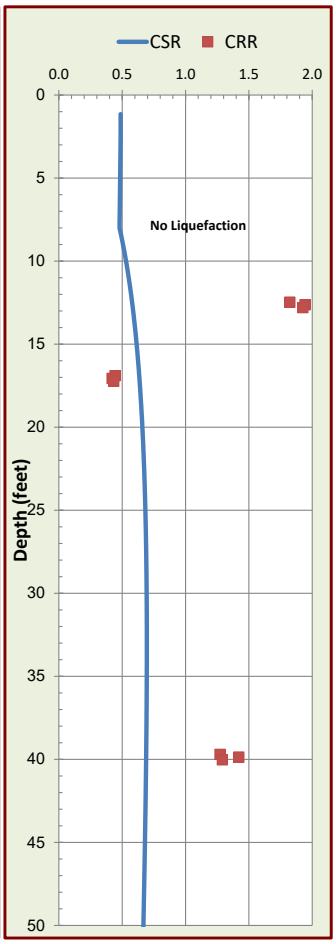

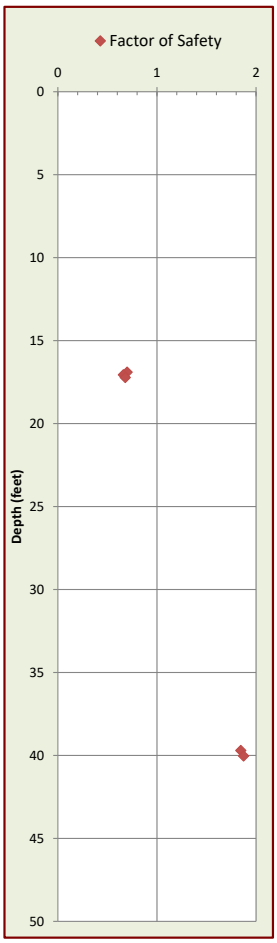

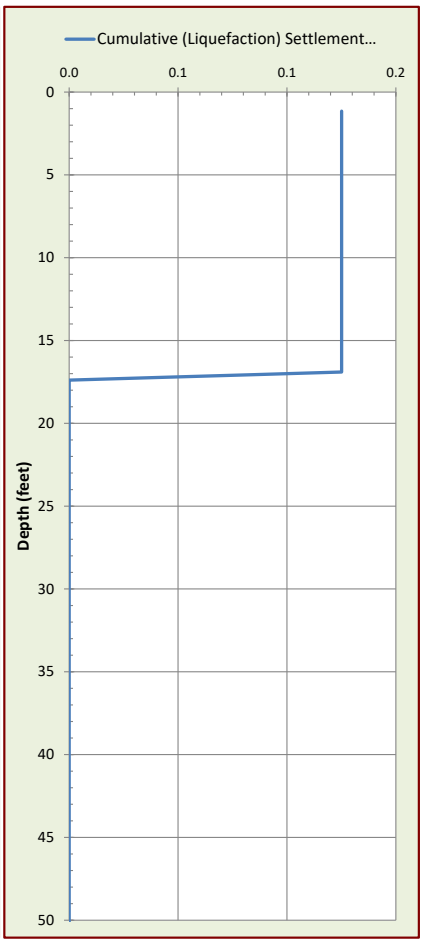

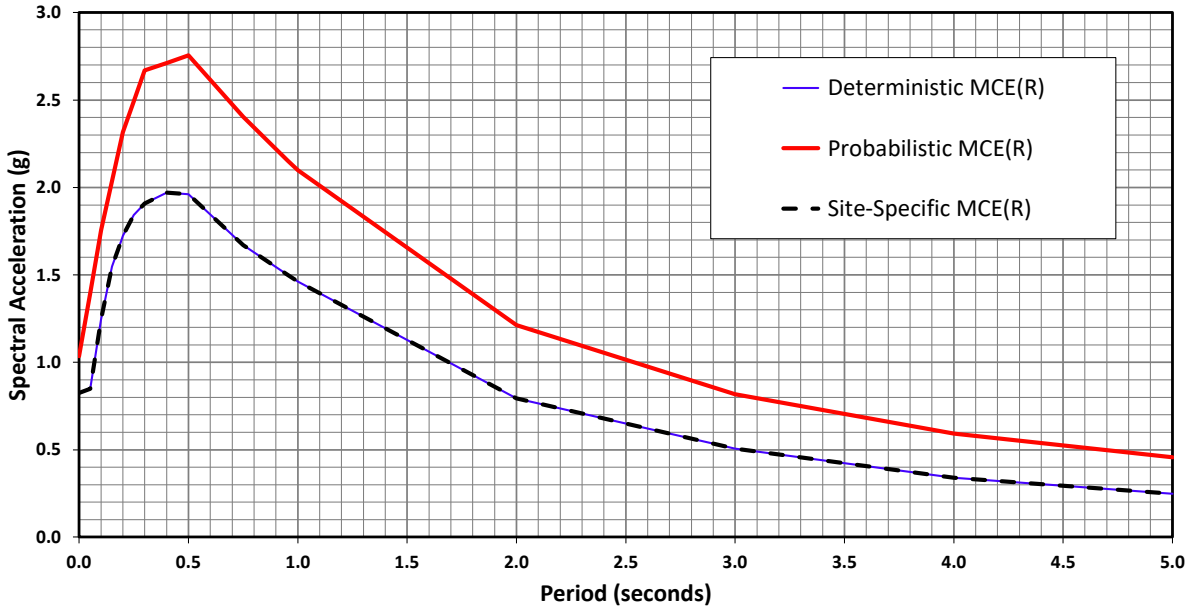

The Site-Specific Maximum Considered Earthquake (MCE_R) is defined as the lesser of the following at all periods:

- Deterministic MCE_R – maximum 84th percentile deterministic, or
- Probabilistic MCE_R – defined as the 2,475–year ground motion.

Site-Specific MCE_R	
Period (Seconds)	Spectral Acceleration (g)
0.00	0.825
0.05	0.848
0.10	1.248
0.15	1.547
0.19	1.691
0.20	1.723
0.25	1.842
0.30	1.909
0.40	1.969
0.50	1.961
0.75	1.671
0.95	1.500
1.00	1.461
2.00	0.794
3.00	0.506
4.00	0.340
5.00	0.248

References:

ASCE/SEI 7-16: Minimum Design Loads and Associated Criteria for Buildings and Other Strutures with Supplement No. 1.
2019 California Building Code, Title 24, Part 2, Volume 2

CORNERSTONE EARTH GROUP

MCE_R RESPONSE SPECTRA	FIGURE 5
1055 Commercial Court Warehouse 1055 Commercial Court San Jose, CA	PROJECT NO. 555-20-1
	July 8, 2021 | MJS

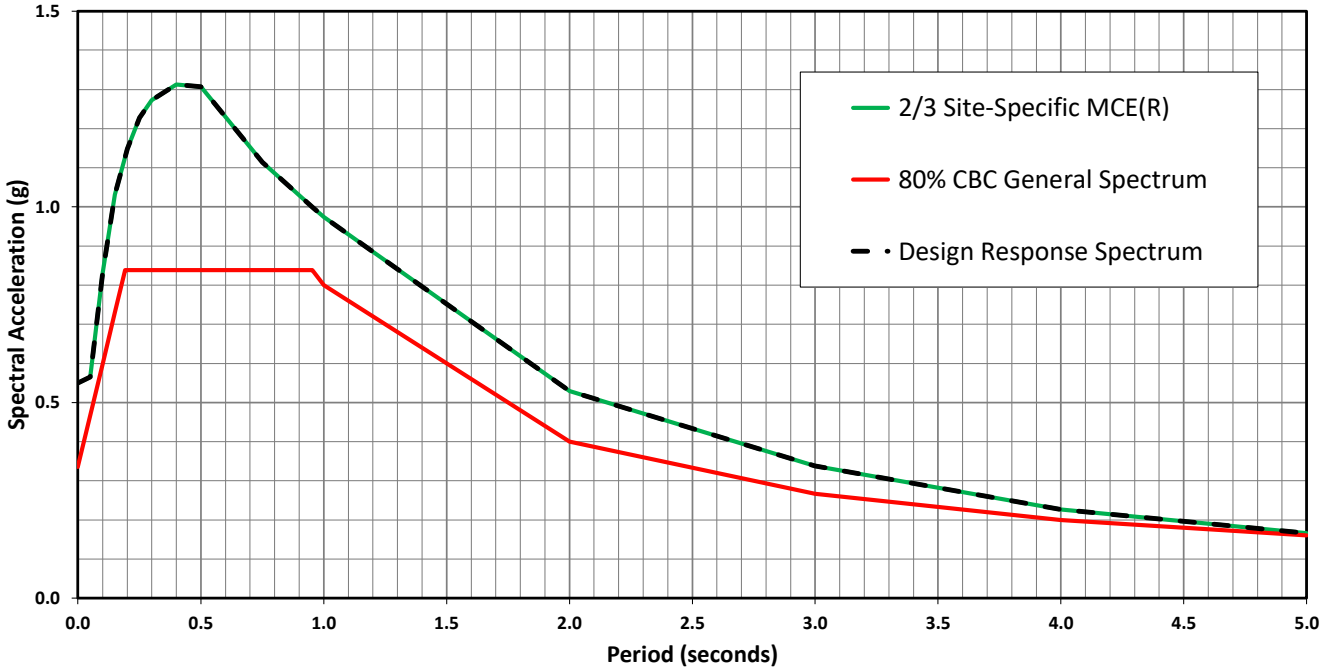

The Site-Specific Design Response Spectrum per Section 21.2, 21.3 and 21.4 of ASCE 7-16 is defined as the greater of the following at all periods:

- 2/3 of the Site-Specific MCE_R, or
- 80% of the CBC General Spectrum.

Design Response Spectra	
Period (Seconds)	Spectral Acceleration (g)
0.00	0.550
0.05	0.566
0.10	0.832
0.15	1.032
0.19	1.127
0.20	1.148
0.25	1.228
0.30	1.273
0.40	1.313
0.50	1.307
0.75	1.114
0.95	1.000
1.00	0.974
2.00	0.529
3.00	0.338
4.00	0.227
5.00	0.165

Site Design	Design Values
Site Class (Per Chapter 20 ASCE 7-16)	D
Shear Wave Velocity, V_{S30} (m/sec)	213
Site Latitude (degrees)	37.36989
Site Longitude (degrees)	-121.887179
Risk Category	II
Building Period (sec)	Unknown
Importance Factor, I_e	1
[1]Site Specific PGA_M (g)	0.75

[1] Lower of Deterministic and Probabilistic, but not less than 80% of mapped value of FM x PGA, determined in accordance with Section 21.5 of ASCE 7-16.

Design Acceleration Parameters[1]	
S_{DS}	1.181
S_{D1}	1.058
S_{MS}	1.772
S_{M1}	1.588

References:

ASCE/SEI 7-16: Minimum Design Loads and Associated Criteria for Buildings and Other Strutures with Supplement No. 1.
2019 California Building Code, Title 24, Part 2, Volume 2

CORNERSTONE EARTH GROUP

DESIGN RESPONSE SPECTRA

FIGURE 6

1055 Commercial Court Warehouse
1055 Commercial Court
San Jose, CA

PROJECT NO. 555-20-1

July 8, 2021 | MJS

APPENDIX A: FIELD INVESTIGATION

The field investigation consisted of a surface reconnaissance and a subsurface exploration program using truck-mounted and track-mounted, hollow stem auger drilling equipment and 25-ton truck-mounted Cone Penetration Test equipment. Three 6½-inch-diameter and four 8-inch diameter exploratory borings were drilled on May 17 and 21, and June 1 and 4, 2021, to depths of 27½ to 80 feet. Eight CPT soundings were also performed in accordance with ASTM D 5778-95 (revised, 2002) on May 13 and 18, 2021 to depths ranging from about 50 to 125 feet. The approximate locations of exploratory borings and CPTs are shown on the Site Plan, Figure 2. The soils encountered were continuously logged in the field by our representative and described in accordance with the Unified Soil Classification System (ASTM D2488). Boring logs, as well as a key to the classification of the soil, are included as part of this appendix. Boring and CPT locations were approximated using existing site boundaries, a handheld GPS unit, and other site features as references. Boring and CPT elevations were not determined. The locations of the borings and CPTs should be considered accurate only to the degree implied by the method used.

Representative soil samples were obtained from the borings at selected depths. All samples were returned to our laboratory for evaluation and appropriate testing. The standard penetration resistance blow counts were obtained by dropping a 140-pound hammer through a 30-inch free fall. The 2-inch O.D. split-spoon sampler was driven 18 inches and the number of blows was recorded for each 6 inches of penetration (ASTM D1586). 2.5-inch I.D. samples were obtained using a Modified California Sampler driven into the soil with the 140-pound hammer previously described. Relatively undisturbed samples were also obtained with 2.875-inch I.D. Shelby Tube sampler which were hydraulically pushed. Unless otherwise indicated, the blows per foot recorded on the boring log represent the accumulated number of blows required to drive the last 12 inches. The various samplers are denoted at the appropriate depth on the boring logs.

The CPT involved advancing an instrumented cone-tipped probe into the ground while simultaneously recording the resistance at the cone tip (q_c) and along the friction sleeve (f_s) at approximately 5-centimeter intervals. Based on the tip resistance and tip to sleeve ratio (R_f), the CPT classified the soil behavior type and estimated engineering properties of the soil, such as equivalent Standard Penetration Test (SPT) blow count, internal friction angle within sand layers, and undrained shear strength in silts and clays. A pressure transducer behind the tip of the CPT cone measured pore water pressure (u_2). Graphical logs of the CPT data is included as part of this appendix.

Field tests included an evaluation of the unconfined compressive strength of the soil samples using a pocket penetrometer device. The results of these tests are presented on the individual boring logs at the appropriate sample depths. Attached boring and CPT logs and related information depict subsurface conditions at the locations indicated and on the date designated on the logs. Subsurface conditions at other locations may differ from conditions occurring at these boring and CPT locations. The passage of time may result in altered subsurface conditions due to environmental changes. In addition, any stratification lines on the logs represent the approximate boundary between soil types and the transition may be gradual.

UNIFIED SOIL CLASSIFICATION (ASTM D-2487-10)

MATERIAL TYPES	CRITERIA FOR ASSIGNING SOIL GROUP NAMES			GROUP SYMBOL	SOIL GROUP NAMES & LEGEND
COARSE-GRAINED SOILS >50% RETAINED ON NO. 200 SIEVE	GRAVELS >50% OF COARSE FRACTION RETAINED ON NO 4. SIEVE	CLEAN GRAVELS <5% FINES	Cu>4 AND 1<Cc<3	GW	WELL-GRADED GRAVEL
			Cu>4 AND 1>Cc>3	GP	POORLY-GRADED GRAVEL
		GRAVELS WITH FINES >12% FINES	FINES CLASSIFY AS ML OR CL	GM	SILTY GRAVEL
			FINES CLASSIFY AS CL OR CH	GC	CLAYEY GRAVEL
	SANDS >50% OF COARSE FRACTION PASSES ON NO 4. SIEVE	CLEAN SANDS <5% FINES	Cu>6 AND 1<Cc<3	SW	WELL-GRADED SAND
			Cu>6 AND 1>Cc>3	SP	POORLY-GRADED SAND
		SANDS AND FINES >12% FINES	FINES CLASSIFY AS ML OR CL	SM	SILTY SAND
			FINES CLASSIFY AS CL OR CH	SC	CLAYEY SAND
FINE-GRAINED SOILS >50% PASSES NO. 200 SIEVE	SILTS AND CLAYS LIQUID LIMIT<50	INORGANIC	PI>7 AND PLOTS>"A" LINE	CL	LEAN CLAY
			PI>4 AND PLOTS<"A" LINE	ML	SILT
		ORGANIC	LL (oven dried)/LL (not dried)<0.75	OL	ORGANIC CLAY OR SILT
	SILTS AND CLAYS LIQUID LIMIT>50	INORGANIC	PI PLOTS >"A" LINE	CH	FAT CLAY
			PI PLOTS <"A" LINE	MH	ELASTIC SILT
		ORGANIC	LL (oven dried)/LL (not dried)<0.75	OH	ORGANIC CLAY OR SILT
HIGHLY ORGANIC SOILS		PRIMARILY ORGANIC MATTER, DARK IN COLOR, AND ORGANIC ODOR		PT	PEAT

OTHER MATERIAL SYMBOLS

- Poorly-Graded Sand with Clay
- Clayey Sand
- Sandy Silt
- Artificial/Undocumented Fill
- Poorly-Graded Gravelly Sand
- Topsoil
- Well-Graded Gravel with Clay
- Well-Graded Gravel with Silt
- Sand
- Silt
- Well Graded Gravelly Sand
- Gravelly Silt
- Asphalt
- Boulders and Cobble

SAMPLER TYPES

- SPT
- Modified California (2.5" I.D.)
- Rock Core
- Shelby Tube
- No Recovery
- Grab Sample

ADDITIONAL TESTS

CA	-	CHEMICAL ANALYSIS (CORROSIVITY)	PI	-	PLASTICITY INDEX
CD	-	CONSOLIDATED DRAINED TRIAXIAL	SW	-	SWELL TEST
CN	-	CONSOLIDATION	TC	-	CYCLIC TRIAXIAL
CU	-	CONSOLIDATED UNDRAINED TRIAXIAL	TV	-	TORVANE SHEAR
DS	-	DIRECT SHEAR	UC	-	UNCONFINED COMPRESSION
PP	-	POCKET PENETROMETER (TSF)	(1.5)	-	(WITH SHEAR STRENGTH IN KSF)
(3.0)	-	(WITH SHEAR STRENGTH IN KSF)			
RV	-	R-VALUE	UU	-	UNCONSOLIDATED UNDRAINED TRIAXIAL
SA	-	SIEVE ANALYSIS: % PASSING #200 SIEVE			
▼	-	WATER LEVEL			

PLASTICITY CHART

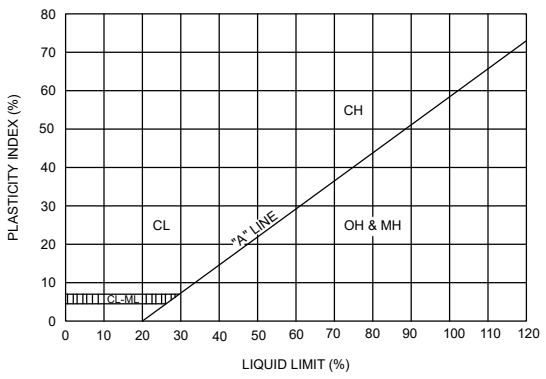

PENETRATION RESISTANCE
(RECORDED AS BLOWS / FOOT)

SAND & GRAVEL		SILT & CLAY		
RELATIVE DENSITY	BLOWS/FOOT*	CONSISTENCY	BLOWS/FOOT*	STRENGTH** (KSF)
VERY LOOSE	0 - 4	VERY SOFT	0 - 2	0 - 0.25
LOOSE	4 - 10	SOFT	2 - 4	0.25 - 0.5
MEDIUM DENSE	10 - 30	MEDIUM STIFF	4 - 8	0.5-1.0
DENSE	30 - 50	STIFF	8 - 15	1.0 - 2.0
VERY DENSE	OVER 50	VERY STIFF	15 - 30	2.0 - 4.0
		HARD	OVER 30	OVER 4.0

* NUMBER OF BLOWS OF 140 LB HAMMER FALLING 30 INCHES TO DRIVE A 2 INCH O.D. (1-3/8 INCH I.D.) SPLIT-BARREL SAMPLER THE LAST 12 INCHES OF AN 18-INCH DRIVE (ASTM-1586 STANDARD PENETRATION TEST).

** UNDRAINED SHEAR STRENGTH IN KIPS/SQ. FT. AS DETERMINED BY LABORATORY TESTING OR APPROXIMATED BY THE STANDARD PENETRATION TEST, POCKET PENETROMETER, TORVANE, OR VISUAL OBSERVATION.

CORNERSTONE EARTH GROUP

LEGEND TO SOIL DESCRIPTIONS

Figure Number A-1

BORING NUMBER EB-1

CORNERSTONE EARTH GROUP

PROJECT NAME 1055 Commercial Court Warehouse
PROJECT NUMBER 555-20-1
PROJECT LOCATION San Jose, CA

DATE STARTED 6/1/21 **DATE COMPLETED** 6/1/21
GROUND ELEVATION _____ **BORING DEPTH** 43.5 ft.
DRILLING CONTRACTOR Exploration Geoservices Inc.
LATITUDE 37.370451° **LONGITUDE** -121.888434°
DRILLING METHOD Mobile B-53, 8 inch Hollow-Stem Auger
GROUND WATER LEVELS:
LOGGED BY BCG
▽ **AT TIME OF DRILLING** 20 ft.
NOTES _____
▼ **AT END OF DRILLING** 19 ft.

This log is a part of a report by Cornerstone Earth Group, and should not be used as a stand-alone document. This description applies only to the location of the exploration at the time of drilling. Subsurface conditions may differ at other locations and may change at this location with time. The description presented is a simplification of actual conditions encountered. Transitions between soil types may be gradual.

ELEVATION (ft)	DEPTH (ft)	SYMBOL	DESCRIPTION	N-Value (uncorrected) blows per foot	SAMPLES TYPE AND NUMBER	DRY UNIT WEIGHT PCF	NATURAL MOISTURE CONTENT	PLASTICITY INDEX, %	PERCENT PASSING No. 200 SIEVE
	0		**Poorly Graded Gravel with Sand (GP) [Fill]**						
			Clayey Sand with Gravel (SC) [Fill] very dense, moist, gray brown, fine to coarse sand, fine to coarse subangular to angular gravel	50/6"	MC-1		11		
				50/6"	MC-2B		19		
			Poorly Graded Gravel with Clay and Sand (GP-GC) [Fill] very dense, moist, brown, fine to coarse gravel, fine to coarse sand, abundant concrete and brick throughout	50/4"	MC				
	5			50/5"	MC-4		12		8
	10		**Sandy Lean Clay with Gravel (CL) [Fill]** very stiff, moist, dark gray with brown mottles, fine to medium sand, fine to coarse subangular to subrounded gravel, moderate plasticity abundant wood, plastic and glass debris throughout	21	MC-5B	109	18		
				50/6"	MC				
	15			43	SPT-6		33		
	20			50/3"	SPT-7		38		
	25		tire rubber, wire and wood debris in cuttings	25	MC				

UNDRAINED SHEAR STRENGTH, ksf
○ HAND PENETROMETER
△ TORVANE
● UNCONFINED COMPRESSION
▲ UNCONSOLIDATED-UNDRAINED TRIAXIAL
1.0 2.0 3.0 4.0

Continued Next Page

CORNERSTONE EARTH GROUP2 - CORNERSTONE 0812.GDT - 6/21/21 13:57 - P:\DRAFTING\GINT FILES\555-20-1 1055 COMMERCIAL CT.GPJ

BORING NUMBER EB-1

CORNERSTONE EARTH GROUP

PROJECT NAME 1055 Commercial Court Warehouse

PROJECT NUMBER 555-20-1

PROJECT LOCATION San Jose, CA

This log is a part of a report by Cornerstone Earth Group, and should not be used as a stand-alone document. This description applies only to the location of the exploration at the time of drilling. Subsurface conditions may differ at other locations and may change at this location with time. The description presented is a simplification of actual conditions encountered. Transitions between soil types may be gradual.

ELEVATION (ft)	DEPTH (ft)	SYMBOL	DESCRIPTION	N-Value (uncorrected) blows per foot	SAMPLES TYPE AND NUMBER	DRY UNIT WEIGHT PCF	NATURAL MOISTURE CONTENT	PLASTICITY INDEX, %	PERCENT PASSING No. 200 SIEVE	UNDRAINED SHEAR STRENGTH, ksf (○ HAND PENETROMETER, △ TORVANE, ● UNCONFINED COMPRESSION, ▲ UNCONSOLIDATED-UNDRAINED TRIAXIAL; 1.0 2.0 3.0 4.0)
			Sandy Lean Clay with Gravel (CL) [Fill] very stiff, moist, dark gray with brown mottles, fine to medium sand, fine to coarse subangular to subrounded gravel, moderate plasticity abundant wood, plastic and glass debris throughout	50/6"	SPT					
	30		**Lean Clay with Gravel (CL) [Fill]** stiff, moist, gray, abundant wood, plastic and glass debris throughout, moderate plasticity	21	SPT-8B		34			○
				15	SPT-9		35			○
	35									
				17	MC					
	40			13	SPT-10B		27			○
			Lean Clay (CL) stiff, moist, gray and brown mottled, trace fine sand, moderate plasticity	35	SPT-11		28			○
			Bottom of Boring at 43.5 feet.							
	45									
	50									
	55									

CORNERSTONE EARTH GROUP2 - CORNERSTONE 0812.GDT - 6/21/21 13:57 - P:\DRAFTING\GINT FILES\555-20-1 1055 COMMERCIAL CT.GPJ

BORING NUMBER EB-2

CORNERSTONE EARTH GROUP

PROJECT NAME 1055 Commercial Court Warehouse
PROJECT NUMBER 555-20-1
PROJECT LOCATION San Jose, CA

DATE STARTED 5/21/21 **DATE COMPLETED** 5/21/21
GROUND ELEVATION _____ **BORING DEPTH** 27.5 ft.
DRILLING CONTRACTOR Cuetsa Geo
LATITUDE 37.370796° **LONGITUDE** -121.887576°
DRILLING METHOD MPP LAD Track Rig, 6½ inch Hollow-Stem Auger
GROUND WATER LEVELS:
LOGGED BY BCG
▽ **AT TIME OF DRILLING** 17 ft.
NOTES _____
▼ **AT END OF DRILLING** 15 ft.

This log is a part of a report by Cornerstone Earth Group, and should not be used as a stand-alone document. This description applies only to the location of the exploration at the time of drilling. Subsurface conditions may differ at other locations and may change at this location with time. The description presented is a simplification of actual conditions encountered. Transitions between soil types may be gradual.

ELEVATION (ft)	DEPTH (ft)	SYMBOL	DESCRIPTION	N-Value (uncorrected) blows per foot	SAMPLES TYPE AND NUMBER	DRY UNIT WEIGHT PCF	NATURAL MOISTURE CONTENT	PLASTICITY INDEX, %	PERCENT PASSING No. 200 SIEVE
	0		13 inches Portland cement concrete						
			Poorly Graded Sand with Silt and Gravel (SP-SM) medium dense, moist, gray and brown, fine to coarse sand, fine to coarse subangular to subrounded gravel	24	MC-1B		14		
				18	MC-2B	93	19		
	5		**Sandy Lean Clay with Gravel (CL) [Fill]** medium stiff to soft, moist, dark gray with brown mottles, fine to medium sand, fine to coarse subangular to subrounded gravel, moderate plasticity abundant wood, plastic and glass debris throughout	10	MC-3B	56	41		
				9	MC-4B	89	22		
	10			11	MC				
				16	MC				
	15			9	SPT				
				4	MC-8B	92	31		
			Lean Clay (CL) [Fill] stiff, moist, gray, trace sand, moderate plasticity plastic observed at 21 feet	7	MC-9B	90	31		
	20				ST-10	88	28		
			Lean Clay (CL) stiff, moist, gray, trace sand, moderate plasticity		ST-11	94	28		
	25								

Continued Next Page

UNDRAINED SHEAR STRENGTH, ksf
○ HAND PENETROMETER
△ TORVANE
● UNCONFINED COMPRESSION
▲ UNCONSOLIDATED-UNDRAINED TRIAXIAL
1.0 2.0 3.0 4.0

CORNERSTONE EARTH GROUP2 - CORNERSTONE 0812.GDT - 6/21/21 13:57 - P:\DRAFTING\GINT FILES\555-20-1 1055 COMMERCIAL CT.GPJ

BORING NUMBER EB-2

CORNERSTONE EARTH GROUP

PROJECT NAME 1055 Commercial Court Warehouse

PROJECT NUMBER 555-20-1

PROJECT LOCATION San Jose, CA

ELEVATION (ft)	DEPTH (ft)	SYMBOL	DESCRIPTION	N-Value (uncorrected) blows per foot	SAMPLES TYPE AND NUMBER	DRY UNIT WEIGHT PCF	NATURAL MOISTURE CONTENT	PLASTICITY INDEX, %	PERCENT PASSING No. 200 SIEVE	UNDRAINED SHEAR STRENGTH, ksf
			Lean Clay (CL) stiff, moist, gray, trace sand, moderate plasticity	10	MC-12B	87	34			○
			Bottom of Boring at 27.5 feet.							
	30									
	35									
	40									
	45									
	50									
	55									

This log is a part of a report by Cornerstone Earth Group, and should not be used as a stand-alone document. This description applies only to the location of the exploration at the time of drilling. Subsurface conditions may differ at other locations and may change at this location with time. The description presented is a simplification of actual conditions encountered. Transitions between soil types may be gradual.

UNDRAINED SHEAR STRENGTH, ksf
○ HAND PENETROMETER
△ TORVANE
● UNCONFINED COMPRESSION
▲ UNCONSOLIDATED-UNDRAINED TRIAXIAL
1.0 2.0 3.0 4.0

CORNERSTONE EARTH GROUP2 - CORNERSTONE 0812.GDT - 6/21/21 13:57 - P:\DRAFTING\GINT FILES\555-20-1 1055 COMMERCIAL CT.GPJ

BORING NUMBER EB-3

CORNERSTONE EARTH GROUP

PROJECT NAME 1055 Commercial Court Warehouse
PROJECT NUMBER 555-20-1
PROJECT LOCATION San Jose, CA

DATE STARTED 6/1/21 **DATE COMPLETED** 6/1/21
GROUND ELEVATION _____ **BORING DEPTH** 80 ft.
DRILLING CONTRACTOR Exploration Geoservices Inc.
LATITUDE 37.370048° **LONGITUDE** -121.887598°
DRILLING METHOD Mobile B-53, 8 inch Hollow-Stem Auger
GROUND WATER LEVELS:
LOGGED BY BCG
▽ **AT TIME OF DRILLING** 20 ft.
NOTES _____
▼ **AT END OF DRILLING** 17 ft.

This log is a part of a report by Cornerstone Earth Group, and should not be used as a stand-alone document. This description applies only to the location of the exploration at the time of drilling. Subsurface conditions may differ at other locations and may change at this location with time. The description presented is a simplification of actual conditions encountered. Transitions between soil types may be gradual.

ELEVATION (ft)	DEPTH (ft)	SYMBOL	DESCRIPTION	N-Value (uncorrected) blows per foot	SAMPLES TYPE AND NUMBER	DRY UNIT WEIGHT PCF	NATURAL MOISTURE CONTENT	PLASTICITY INDEX, %	PERCENT PASSING No. 200 SIEVE	UNDRAINED SHEAR STRENGTH, ksf (○ HAND PENETROMETER, △ TORVANE, ● UNCONFINED COMPRESSION, ▲ UNCONSOLIDATED-UNDRAINED TRIAXIAL; 1.0 2.0 3.0 4.0)
	0		**Poorly Graded Gravel with Sand (GP) [Fill]**							
			Clayey Gravel with Sand (CL) [Fill] very dense, moist, reddish brown with gray mottles, fine to coarse subangular to subrounded gravel, fine to medium sand abundant brick, wood, plastic and glass debris throughout	27	MC-1B		16			
				31	MC-2	84	21			
	5		becomes very dense	50/6"	MC					
				50/4"	MC					
	10			50/2"	SPT					
	15			21	SPT					
			Silty Sand (SM) [Fill] very dense, moist, gray, fine to coarse sand, some wood debris	50/5"	MC-5B	97	25			○
	20		**Lean Clay (CL)** very stiff, moist, gray and brown mottled, some fine sand, moderate plasticity	50/6"	MC-6B	96	27			○
	25			35	MC-7B	100	26			○
			Continued Next Page							

CORNERSTONE EARTH GROUP2 - CORNERSTONE 0812.GDT - 6/21/21 13:57 - P:\DRAFTING\GINT FILES\555-20-1 1055 COMMERCIAL CT.GPJ

BORING NUMBER EB-3

CORNERSTONE EARTH GROUP

PROJECT NAME 1055 Commercial Court Warehouse

PROJECT NUMBER 555-20-1

PROJECT LOCATION San Jose, CA

This log is a part of a report by Cornerstone Earth Group, and should not be used as a stand-alone document. This description applies only to the location of the exploration at the time of drilling. Subsurface conditions may differ at other locations and may change at this location with time. The description presented is a simplification of actual conditions encountered. Transitions between soil types may be gradual.

ELEVATION (ft)	DEPTH (ft)	SYMBOL	DESCRIPTION	N-Value (uncorrected) blows per foot	SAMPLES TYPE AND NUMBER	DRY UNIT WEIGHT PCF	NATURAL MOISTURE CONTENT	PLASTICITY INDEX, %	PERCENT PASSING No. 200 SIEVE	UNDRAINED SHEAR STRENGTH, ksf (○ HAND PENETROMETER, △ TORVANE, ● UNCONFINED COMPRESSION, ▲ UNCONSOLIDATED-UNDRAINED TRIAXIAL; 1.0 2.0 3.0 4.0)
			Lean Clay (CL) stiff, moist, gray, some fine sand, moderate plasticity							
	30			26	MC-8B	87	34			○
			Lean Clay with Sand (CL) stiff, moist, gray, fine sand, moderate plasticity	24	MC-9B	100	24			○ ▲
	35			32	MC-10B	101	22			○
	40				ST					○
				39	MC-12B	105	21			○
	45			38	MC-13B	102	25			▲ ○
	50			39	MC-14B	109	19			○
	55									

Continued Next Page

CORNERSTONE EARTH GROUP2 - CORNERSTONE 0812.GDT - 6/21/21 13:57 - P:\DRAFTING\GINT FILES\555-20-1 1055 COMMERCIAL CT.GPJ

BORING NUMBER EB-3

CORNERSTONE EARTH GROUP

PROJECT NAME 1055 Commercial Court Warehouse

PROJECT NUMBER 555-20-1

PROJECT LOCATION San Jose, CA

This log is a part of a report by Cornerstone Earth Group, and should not be used as a stand-alone document. This description applies only to the location of the exploration at the time of drilling. Subsurface conditions may differ at other locations and may change at this location with time. The description presented is a simplification of actual conditions encountered. Transitions between soil types may be gradual.

ELEVATION (ft)	DEPTH (ft)	SYMBOL	DESCRIPTION	N-Value (uncorrected) blows per foot	SAMPLES TYPE AND NUMBER	DRY UNIT WEIGHT PCF	NATURAL MOISTURE CONTENT	PLASTICITY INDEX, %	PERCENT PASSING No. 200 SIEVE	UNDRAINED SHEAR STRENGTH, ksf (○ HAND PENETROMETER, △ TORVANE, ● UNCONFINED COMPRESSION, ▲ UNCONSOLIDATED-UNDRAINED TRIAXIAL; 1.0 2.0 3.0 4.0)
	60		**Lean Clay with Sand (CL)** stiff, moist, gray, fine sand, moderate plasticity	35	MC-15B	97	26			○
	65		**Clayey Sand with Gravel (SC)** medium dense, moist, gray brown, fine to medium sand, fine subrounded gravel	44	MC-16B	111	19			
	70		**Lean Clay (CL)** stiff, moist, gray, some fine sand, moderate plasticity	29	MC-17B	94	28			○
	75			45	MC-18B	93	30			◭
	80		becomes very stiff	46	MC-19B	95	30			○
			Bottom of Boring at 80.0 feet.							
	85									

CORNERSTONE EARTH GROUP2 - CORNERSTONE 0812.GDT - 6/21/21 13:57 - P:\DRAFTING\GINT FILES\555-20-1 1055 COMMERCIAL CT.GPJ

BORING NUMBER EB-4

CORNERSTONE EARTH GROUP

PROJECT NAME 1055 Commercial Court Warehouse
PROJECT NUMBER 555-20-1
PROJECT LOCATION San Jose, CA

DATE STARTED 5/21/21 **DATE COMPLETED** 5/21/21
GROUND ELEVATION _____ **BORING DEPTH** 35 ft.
DRILLING CONTRACTOR Cuetsa Geo
LATITUDE 37.370271° **LONGITUDE** -121.886655°
DRILLING METHOD MPP LAD Track Rig, 6½ inch Hollow-Stem Auger
GROUND WATER LEVELS:
LOGGED BY BCG
▽ **AT TIME OF DRILLING** 14 ft.
NOTES _____
▼ **AT END OF DRILLING** 21 ft.

This log is a part of a report by Cornerstone Earth Group, and should not be used as a stand-alone document. This description applies only to the location of the exploration at the time of drilling. Subsurface conditions may differ at other locations and may change at this location with time. The description presented is a simplification of actual conditions encountered. Transitions between soil types may be gradual.

ELEVATION (ft)	DEPTH (ft)	SYMBOL	DESCRIPTION	N-Value (uncorrected) blows per foot	SAMPLES TYPE AND NUMBER	DRY UNIT WEIGHT PCF	NATURAL MOISTURE CONTENT	PLASTICITY INDEX, %	PERCENT PASSING No. 200 SIEVE	UNDRAINED SHEAR STRENGTH, ksf
	0		**Poorly Graded Gravel with Sand (GP) [Fill]**							○ HAND PENETROMETER △ TORVANE ● UNCONFINED COMPRESSION ▲ UNCONSOLIDATED-UNDRAINED TRIAXIAL 1.0 2.0 3.0 4.0
			Clayey Gravel with Sand (GC) [Fill] medium dense, moist, gray brown, fine to coarse subangular to subrounded gravel, fine to coarse sand	51	MC-1B	128	10			
				22	MC					
	5		**Sandy Lean Clay with Gravel (CL) [Fill]** medium stiff to soft, moist, dark gray with brown mottles, fine to medium sand, fine to coarse subangular to subrounded gravel, moderate plasticity abundant wood, plastic and glass debris throughout	6	MC-3B	58	46			○
				10	MC-4B	100	21			
	10			15	MC					
▽	15		becomes stiff	6	MC-6B	95	24			○
			Clayey Sand with Gravel (SC) [Fill] medium dense, moist, gray and brown mottled, fine to coarse sand, fine to coarse subangular to subrounded gravel	24	SPT-7		17			
			Well Graded Sand with Gravel (SW) [Fill] medium dense, wet, gray and brown, fine to coarse sand, fine to coarse subangular to subrounded gravel	30	MC-8B	130	5			
▼	20			45	MC					
			Lean Clay (CL) stiff, moist, gray, trace sand, moderate plasticity	9	MC-10B	91	32			○
	25									

Continued Next Page

CORNERSTONE EARTH GROUP2 - CORNERSTONE 0812.GDT - 6/21/21 13:58 - P:\DRAFTING\GINT FILES\555-20-1 1055 COMMERCIAL CT.GPJ

BORING NUMBER EB-4

CORNERSTONE EARTH GROUP

PROJECT NAME 1055 Commercial Court Warehouse

PROJECT NUMBER 555-20-1

PROJECT LOCATION San Jose, CA

This log is a part of a report by Cornerstone Earth Group, and should not be used as a stand-alone document. This description applies only to the location of the exploration at the time of drilling. Subsurface conditions may differ at other locations and may change at this location with time. The description presented is a simplification of actual conditions encountered. Transitions between soil types may be gradual.

ELEVATION (ft)	DEPTH (ft)	SYMBOL	DESCRIPTION	N-Value (uncorrected) blows per foot	SAMPLES TYPE AND NUMBER	DRY UNIT WEIGHT PCF	NATURAL MOISTURE CONTENT	PLASTICITY INDEX, %	PERCENT PASSING No. 200 SIEVE
			Lean Clay (CL) stiff, moist, gray, trace sand, moderate plasticity		ST-11	77	36		
	30			7	MC-12B	100	25		
					ST-13	98	27		
	35		Bottom of Boring at 35.0 feet.						
	40								
	45								
	50								
	55								

UNDRAINED SHEAR STRENGTH, ksf

○ HAND PENETROMETER

△ TORVANE

● UNCONFINED COMPRESSION

▲ UNCONSOLIDATED-UNDRAINED TRIAXIAL

1.0 2.0 3.0 4.0

CORNERSTONE EARTH GROUP2 - CORNERSTONE 0812.GDT - 6/21/21 13:58 - P:\DRAFTING\GINT FILES\555-20-1 1055 COMMERCIAL CT.GPJ

BORING NUMBER EB-5

CORNERSTONE EARTH GROUP

PROJECT NAME 1055 Commercial Court Warehouse
PROJECT NUMBER 555-20-1
PROJECT LOCATION San Jose, CA

DATE STARTED 5/17/21 **DATE COMPLETED** 5/17/21
GROUND ELEVATION _____ **BORING DEPTH** 40 ft.
DRILLING CONTRACTOR Cuetsa Geo
LATITUDE 37.370398° **LONGITUDE** -121.887523°
DRILLING METHOD MPP LAD Track Rig, 6½ inch Hollow-Stem Auger
GROUND WATER LEVELS:
LOGGED BY BCG
▽ **AT TIME OF DRILLING** 13 ft.
NOTES _____
▼ **AT END OF DRILLING** 12 ft.

This log is a part of a report by Cornerstone Earth Group, and should not be used as a stand-alone document. This description applies only to the location of the exploration at the time of drilling. Subsurface conditions may differ at other locations and may change at this location with time. The description presented is a simplification of actual conditions encountered. Transitions between soil types may be gradual.

ELEVATION (ft)	DEPTH (ft)	DESCRIPTION	N-Value (uncorrected) blows per foot	SAMPLES TYPE AND NUMBER	DRY UNIT WEIGHT PCF	NATURAL MOISTURE CONTENT	PLASTICITY INDEX, %	PERCENT PASSING No. 200 SIEVE
	0	**Silty Gravel with Sand (GM) [Fill]** dense, moist, gray and brown, fine to coarse gravel, fine to coarse sand	35	MC-1C	103	18	20	
		Sandy Lean Clay with Gravel (CL) [Fill] very stiff, moist, dark gray with brown mottles, fine to coarse sand, fine to coarse subangular gravel, moderate plasticity Liquid Limit = 40, Plastic Limit = 20	21	MC-2B	104	18		
	5	**Sandy Lean Clay with Gravel (CL) [Fill]** medium stiff to soft, moist, dark gray with brown mottles, fine to coarse sand, fine to coarse subangular gravel, moderate plasticity abundant wood, plastic and glass debris throughout	56	MC-3B	80	27		
			15	MC				
	10		10	MC-5B	69	32		
			8	MC				
			6	NR				
	15		8	NR				
			5	MC-7		98		
			12	SPT				
	20		8	SPT-9		95		
			7	SPT				
	25		9	NR				

UNDRAINED SHEAR STRENGTH, ksf
○ HAND PENETROMETER
△ TORVANE
● UNCONFINED COMPRESSION
▲ UNCONSOLIDATED-UNDRAINED TRIAXIAL
1.0 2.0 3.0 4.0

Continued Next Page

CORNERSTONE EARTH GROUP2 - CORNERSTONE 0812.GDT - 6/21/21 13:58 - P:\DRAFTING\GINT FILES\555-20-1 1055 COMMERCIAL CT.GPJ

BORING NUMBER EB-5

CORNERSTONE EARTH GROUP

PROJECT NAME 1055 Commercial Court Warehouse

PROJECT NUMBER 555-20-1

PROJECT LOCATION San Jose, CA

This log is a part of a report by Cornerstone Earth Group, and should not be used as a stand-alone document. This description applies only to the location of the exploration at the time of drilling. Subsurface conditions may differ at other locations and may change at this location with time. The description presented is a simplification of actual conditions encountered. Transitions between soil types may be gradual.

ELEVATION (ft)	DEPTH (ft)	SYMBOL	DESCRIPTION	N-Value (uncorrected) blows per foot	SAMPLES TYPE AND NUMBER	DRY UNIT WEIGHT PCF	NATURAL MOISTURE CONTENT	PLASTICITY INDEX, %	PERCENT PASSING No. 200 SIEVE	UNDRAINED SHEAR STRENGTH, ksf (○ HAND PENETROMETER, △ TORVANE, ● UNCONFINED COMPRESSION, ▲ UNCONSOLIDATED-UNDRAINED TRIAXIAL; 1.0 2.0 3.0 4.0)
			Sandy Lean Clay with Gravel (CL) [Fill] medium stiff to soft, moist, dark gray with brown mottles, fine to coarse sand, fine to coarse subangular gravel, moderate plasticity abundant wood, plastic and glass debris throughout	2	MC-11		133			○
	30			9	MC-12B		25			○
			Lean Clay with Sand (CL) medium stiff to stiff, moist, gray, fine sand, moderate plasticity	11	MC-13B	102	23			○
	35									
			Lean Clay with Sand (CL) stiff, moist, bluish gray, fine sand, moderate plasticity	13	MC-14B	97	28			○
	40		Bottom of Boring at 40.0 feet.							
	45									
	50									
	55									

CORNERSTONE EARTH GROUP2 - CORNERSTONE 0812.GDT - 6/21/21 13:58 - P:\DRAFTING\GINT FILES\555-20-1 1055 COMMERCIAL CT.GPJ

BORING NUMBER EB-6

CORNERSTONE EARTH GROUP

PROJECT NAME 1055 Commercial Court Warehouse
PROJECT NUMBER 555-20-1
PROJECT LOCATION San Jose, CA

DATE STARTED 6/4/21 **DATE COMPLETED** 6/4/21
GROUND ELEVATION _____ **BORING DEPTH** 63.5 ft.
DRILLING CONTRACTOR Exploration Geoservices Inc.
LATITUDE 37.369102° **LONGITUDE** -121.886774°
DRILLING METHOD Mobile B-53, 8 inch Hollow-Stem Auger
GROUND WATER LEVELS:
LOGGED BY DL
AT TIME OF DRILLING 22 ft.
NOTES _____
AT END OF DRILLING 50 ft.

This log is a part of a report by Cornerstone Earth Group, and should not be used as a stand-alone document. This description applies only to the location of the exploration at the time of drilling. Subsurface conditions may differ at other locations and may change at this location with time. The description presented is a simplification of actual conditions encountered. Transitions between soil types may be gradual.

ELEVATION (ft)	DEPTH (ft)	SYMBOL	DESCRIPTION	N-Value (uncorrected) blows per foot	SAMPLES TYPE AND NUMBER	DRY UNIT WEIGHT PCF	NATURAL MOISTURE CONTENT	PLASTICITY INDEX, %	PERCENT PASSING No. 200 SIEVE	UNDRAINED SHEAR STRENGTH, ksf (○ HAND PENETROMETER, △ TORVANE, ● UNCONFINED COMPRESSION, ▲ UNCONSOLIDATED-UNDRAINED TRIAXIAL; 1.0 2.0 3.0 4.0)
	0		1½ inches asphalt concrete over 9½ inches Portland cement concrete							
			Clayey Sand with Gravel (SC) [Fill] medium dense, moist, gray with brown mottles, fine to coarse sand, some subangular gravel	43	MC-1B	121	15			
				37	MC-2B	115	14			
	5			57	MC-3B	120	13			
			Poorly Graded Sand with Gravel (SP) [Fill] loose, moist, gray and brown, fine to coarse sand, subrounded to rounded gravel	11	MC-4B	111	8			
	10		**Sandy Lean Clay (CL)** very stiff, moist, gray, fine sand, low plasticity							
			Silty Sand (SM) medium dense, moist, gray, fine sand	33	MC-5B	97	13		40	
			Lean Clay (CL) medium stiff, moist, gray, some fine sand, moderate plasticity	28	MC-6B	88	33			○
	15									
			Sandy Silt (ML) stiff, moist, brown with gray mottles, fine sand, nonplastic	38	MC-7A	101	23		54	
	20		**Lean Clay (CL)** very stiff, moist, gray, some fine sand, moderate plasticity							
▽				41	MC-8B	94	29			○
	25									

Continued Next Page

CORNERSTONE EARTH GROUP2 - CORNERSTONE 0812.GDT - 6/21/21 13:58 - P:\DRAFTING\GINT FILES\555-20-1 1055 COMMERCIAL CT.GPJ

BORING NUMBER EB-6

CORNERSTONE EARTH GROUP

PROJECT NAME 1055 Commercial Court Warehouse

PROJECT NUMBER 555-20-1

PROJECT LOCATION San Jose, CA

This log is a part of a report by Cornerstone Earth Group, and should not be used as a stand-alone document. This description applies only to the location of the exploration at the time of drilling. Subsurface conditions may differ at other locations and may change at this location with time. The description presented is a simplification of actual conditions encountered. Transitions between soil types may be gradual.

ELEVATION (ft)	DEPTH (ft)	SYMBOL	DESCRIPTION	N-Value (uncorrected) blows per foot	SAMPLES TYPE AND NUMBER	DRY UNIT WEIGHT PCF	NATURAL MOISTURE CONTENT	PLASTICITY INDEX, %	PERCENT PASSING No. 200 SIEVE	UNDRAINED SHEAR STRENGTH, ksf (○ HAND PENETROMETER, △ TORVANE, ● UNCONFINED COMPRESSION, ▲ UNCONSOLIDATED-UNDRAINED TRIAXIAL; 1.0 2.0 3.0 4.0)
			Lean Clay (CL) very stiff, moist, gray, some fine sand, moderate plasticity	27	MC-9B	91	29			○
	30			22	MC-10B	90	32			●
	35			31	MC-11B	96	28			●
	40			28	MC-12B	99	26			○
	45		**Lean Clay with Sand (CL)** stiff, moist, gray with brown mottles, fine sand, moderate plasticity	24	MC-13B	100	25			●
	50			47	MC					○
	55									

Continued Next Page

CORNERSTONE EARTH GROUP2 - CORNERSTONE 0812.GDT - 6/21/21 13:58 - P:\DRAFTING\GINT FILES\555-20-1 1055 COMMERCIAL CT.GPJ

BORING NUMBER EB-6

CORNERSTONE EARTH GROUP

PROJECT NAME 1055 Commercial Court Warehouse

PROJECT NUMBER 555-20-1

PROJECT LOCATION San Jose, CA

This log is a part of a report by Cornerstone Earth Group, and should not be used as a stand-alone document. This description applies only to the location of the exploration at the time of drilling. Subsurface conditions may differ at other locations and may change at this location with time. The description presented is a simplification of actual conditions encountered. Transitions between soil types may be gradual.

ELEVATION (ft)	DEPTH (ft)	SYMBOL	DESCRIPTION	N-Value (uncorrected) blows per foot	SAMPLES TYPE AND NUMBER	DRY UNIT WEIGHT PCF	NATURAL MOISTURE CONTENT	PLASTICITY INDEX, %	PERCENT PASSING No. 200 SIEVE	UNDRAINED SHEAR STRENGTH, ksf (○ HAND PENETROMETER, △ TORVANE, ● UNCONFINED COMPRESSION, ▲ UNCONSOLIDATED-UNDRAINED TRIAXIAL; 1.0 2.0 3.0 4.0)
			Lean Clay with Sand (CL) stiff, moist, gray with brown mottles, fine sand, moderate plasticity	28	MC-15B	95	27			○
	60			41	MC-16B	101	24			○
			Bottom of Boring at 63.5 feet.							
	65									
	70									
	75									
	80									
	85									

CORNERSTONE EARTH GROUP2 - CORNERSTONE 0812.GDT - 6/21/21 13:58 - P:\DRAFTING\GINT FILES\555-20-1 1055 COMMERCIAL CT.GPJ

BORING NUMBER EB-7

CORNERSTONE EARTH GROUP

PROJECT NAME 1055 Commercial Court Warehouse
PROJECT NUMBER 555-20-1
PROJECT LOCATION San Jose, CA

DATE STARTED 6/4/21 **DATE COMPLETED** 6/4/21
GROUND ELEVATION _____ **BORING DEPTH** 30 ft.
DRILLING CONTRACTOR Exploration Geoservices Inc. **LATITUDE** 37.369651° **LONGITUDE** -121.885966°
DRILLING METHOD Mobile B-53, 8 inch Hollow-Stem Auger **GROUND WATER LEVELS:**
LOGGED BY DL ▽ **AT TIME OF DRILLING** Not Encountered
NOTES _____ ▼ **AT END OF DRILLING** Not Encountered

This log is a part of a report by Cornerstone Earth Group, and should not be used as a stand-alone document. This description applies only to the location of the exploration at the time of drilling. Subsurface conditions may differ at other locations and may change at this location with time. The description presented is a simplification of actual conditions encountered. Transitions between soil types may be gradual.

ELEVATION (ft)	DEPTH (ft)	SYMBOL	DESCRIPTION	N-Value (uncorrected) blows per foot	SAMPLES TYPE AND NUMBER	DRY UNIT WEIGHT PCF	NATURAL MOISTURE CONTENT	PLASTICITY INDEX, %	PERCENT PASSING No. 200 SIEVE
	0		12 inches aggregate base						
			Clayey Gravel with Sand (CL) [Fill] very dense, moist, brown with gray mottles, fine to coarse subangular to subrounded gravel, fine to medium sand abundant brick, wood, plastic and glass debris throughout	50/5"	MC-1	102	9		
				21	MC-2B	106	16		
	5			17	MC-3	94	16		
				50/4"	MC-4		12		
	10		**Sandy Lean Clay with Gravel (CL) [Fill]** medium stiff, moist, dark gray with brown mottles, fine to coarse sand, fine to coarse subangular gravel, moderate plasticity abundant wood, plastic and glass debris throughout	27	MC-5		33		
	15								
			Lean Clay (CL) stiff, moist, gray with brown mottles, some fine sand, moderate plasticity	42	MC-6		35		
	20			22	MC-7	95	26		
	25								

Continued Next Page

UNDRAINED SHEAR STRENGTH, ksf
○ HAND PENETROMETER
△ TORVANE
● UNCONFINED COMPRESSION
▲ UNCONSOLIDATED-UNDRAINED TRIAXIAL
1.0 2.0 3.0 4.0

CORNERSTONE EARTH GROUP2 - CORNERSTONE 0812.GDT - 6/21/21 13:58 - P:\DRAFTING\GINT FILES\555-20-1 1055 COMMERCIAL CT.GPJ

BORING NUMBER EB-7

CORNERSTONE EARTH GROUP

PROJECT NAME 1055 Commercial Court Warehouse

PROJECT NUMBER 555-20-1

PROJECT LOCATION San Jose, CA

This log is a part of a report by Cornerstone Earth Group, and should not be used as a stand-alone document. This description applies only to the location of the exploration at the time of drilling. Subsurface conditions may differ at other locations and may change at this location with time. The description presented is a simplification of actual conditions encountered. Transitions between soil types may be gradual.

ELEVATION (ft)	DEPTH (ft)	SYMBOL	DESCRIPTION	N-Value (uncorrected) blows per foot	SAMPLES TYPE AND NUMBER	DRY UNIT WEIGHT PCF	NATURAL MOISTURE CONTENT	PLASTICITY INDEX, %	PERCENT PASSING No. 200 SIEVE	UNDRAINED SHEAR STRENGTH, ksf (○ HAND PENETROMETER, △ TORVANE, ● UNCONFINED COMPRESSION, ▲ UNCONSOLIDATED-UNDRAINED TRIAXIAL; 1.0 2.0 3.0 4.0)
			Lean Clay (CL) stiff, moist, gray with brown mottles, some fine sand, moderate plasticity	30	MC-8B	97	27			○ at 2.0
	30		Bottom of Boring at 30.0 feet.							
	35									
	40									
	45									
	50									
	55									

CORNERSTONE EARTH GROUP2 - CORNERSTONE 0812.GDT - 6/21/21 13:58 - P:\DRAFTING\GINT FILES\555-20-1 1055 COMMERCIAL CT.GPJ

Cornerstone Earth Group

Project	1055 Commercial Court	Operator	OO-JM	Filename	SDF(197).cpt
Job Number	555-20-1	Cone Number	DDG1596	GPS	
Hole Number	CPT-01	Date and Time	5/18/2021 2:15:05 PM	Maximum Depth	80.87 ft
EST GW Depth During Test		14.00 ft			

Net Area Ratio .8

CPT DATA

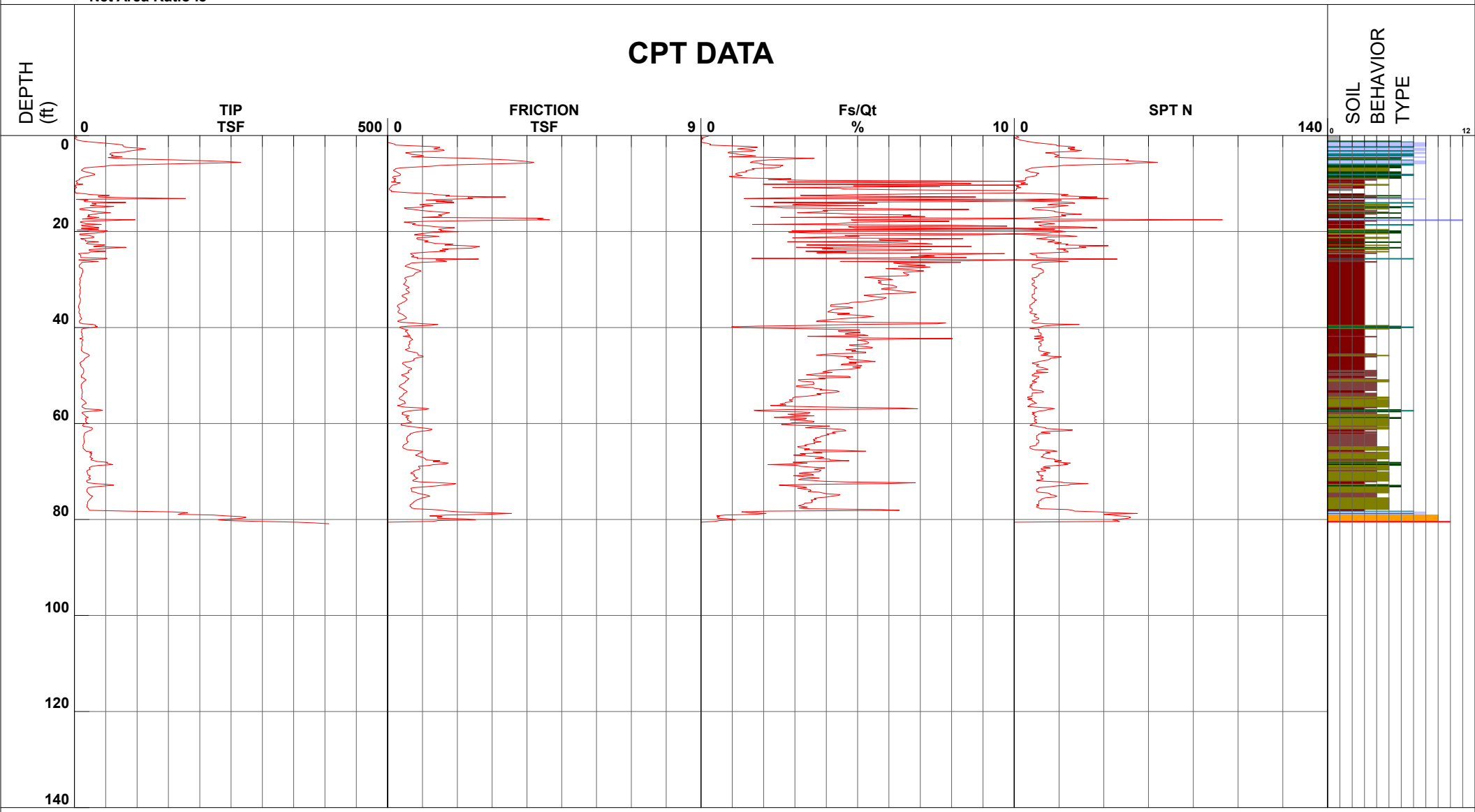

1 - sensitive fine grained
2 - organic material
3 - clay
4 - silty clay to clay
5 - clayey silt to silty clay
6 - sandy silt to clayey silt
7 - silty sand to sandy silt
8 - sand to silty sand
9 - sand
10 - gravelly sand to sand
11 - very stiff fine grained (*)
12 - sand to clayey sand (*)

Cone Size 15cm squared

S*Soil behavior type and SPT based on data from UBC-1983

Cornerstone Earth Group

Project	1055 Commercial Court	Operator	JM-OO	Filename	SDF(395).cpt
Job Number	555-20-1	Cone Number	DDG1596	GPS	
Hole Number	CPT-02	Date and Time	5/13/2021 2:46:24 PM	Maximum Depth	75.79 ft
EST GW Depth During Test		14.20 ft			

Net Area Ratio .8

CPT DATA

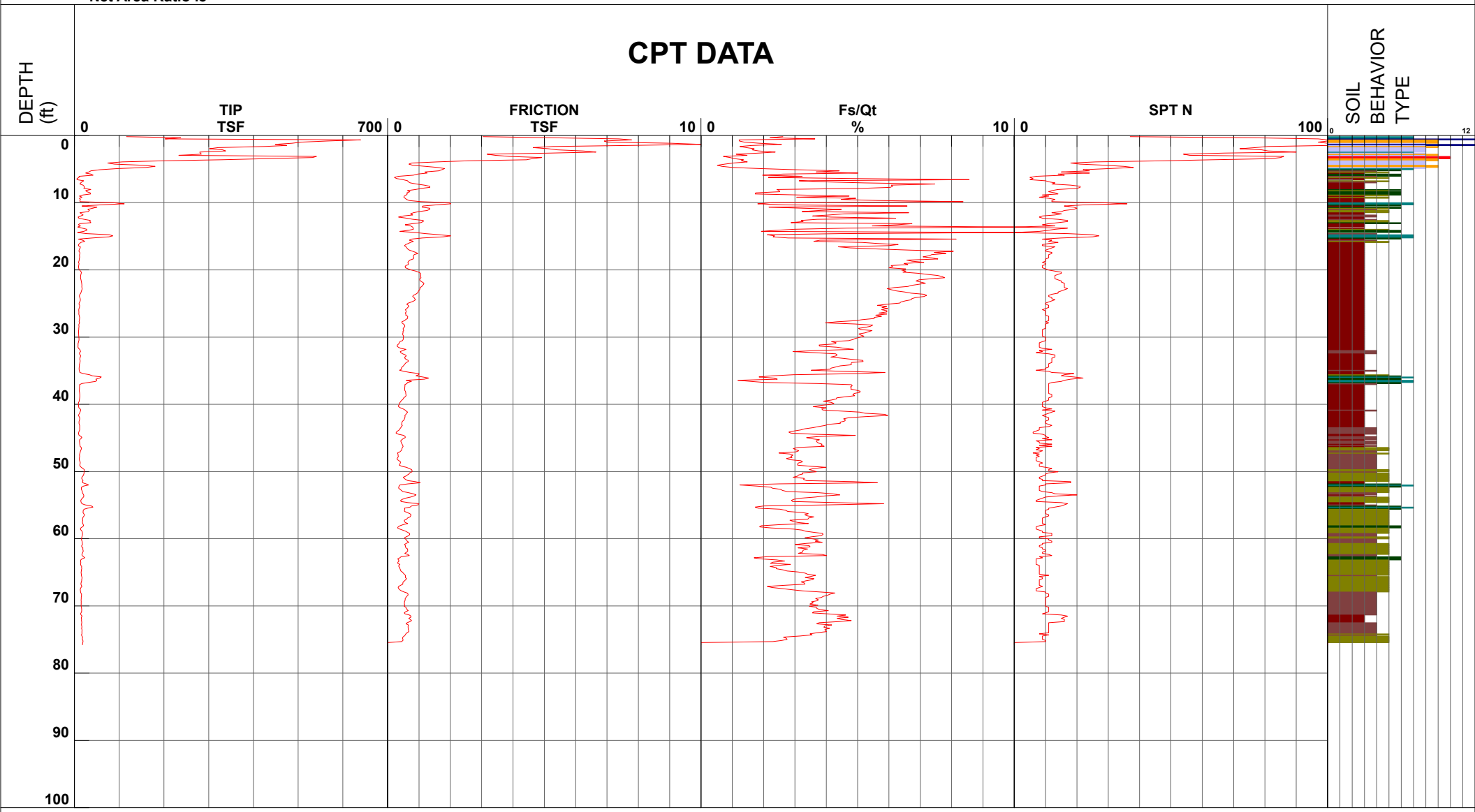

1 - sensitive fine grained
2 - organic material
3 - clay
4 - silty clay to clay
5 - clayey silt to silty clay
6 - sandy silt to clayey silt
7 - silty sand to sandy silt
8 - sand to silty sand
9 - sand
10 - gravelly sand to sand
11 - very stiff fine grained (*)
12 - sand to clayey sand (*)

Cone Size 15cm squared

S*Soil behavior type and SPT based on data from UBC-1983

Cornerstone Earth Group

Project	1055 Commercial Court	Operator	JM-OO	Filename	SDF(394).cpt
Job Number	555-20-1	Cone Number	DDG1596	GPS	
Hole Number	CPT-03	Date and Time	5/13/2021 1:16:08 PM	Maximum Depth	100.06 ft
EST GW Depth During Test		14.20 ft			

Net Area Ratio .8

CPT DATA

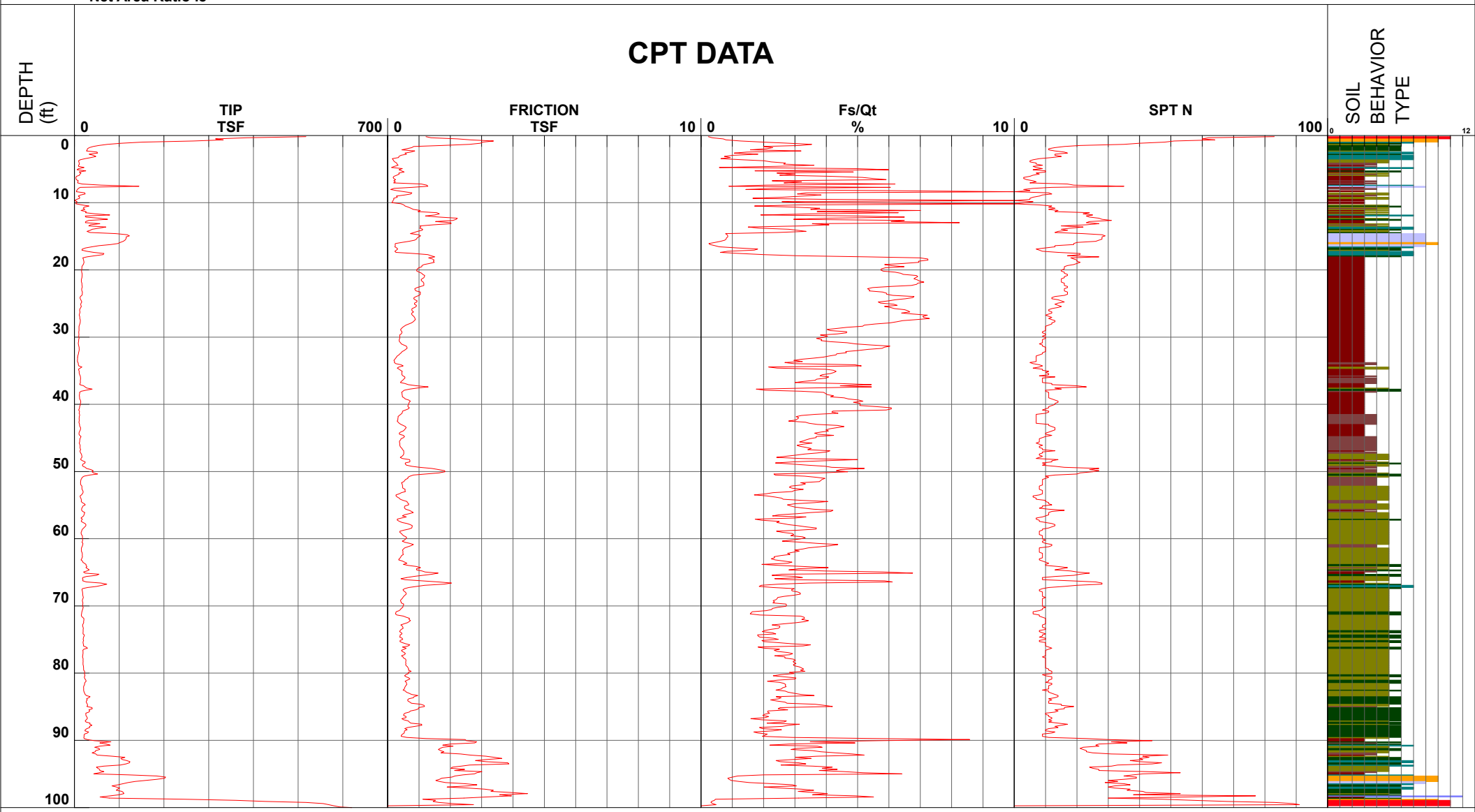

1 - sensitive fine grained
2 - organic material
3 - clay
4 - silty clay to clay
5 - clayey silt to silty clay
6 - sandy silt to clayey silt
7 - silty sand to sandy silt
8 - sand to silty sand
9 - sand
10 - gravelly sand to sand
11 - very stiff fine grained (*)
12 - sand to clayey sand (*)

Cone Size 15cm squared

S*Soil behavior type and SPT based on data from UBC-1983

CPT-03

Cornerstone Earth Group

1055 Commercial Court

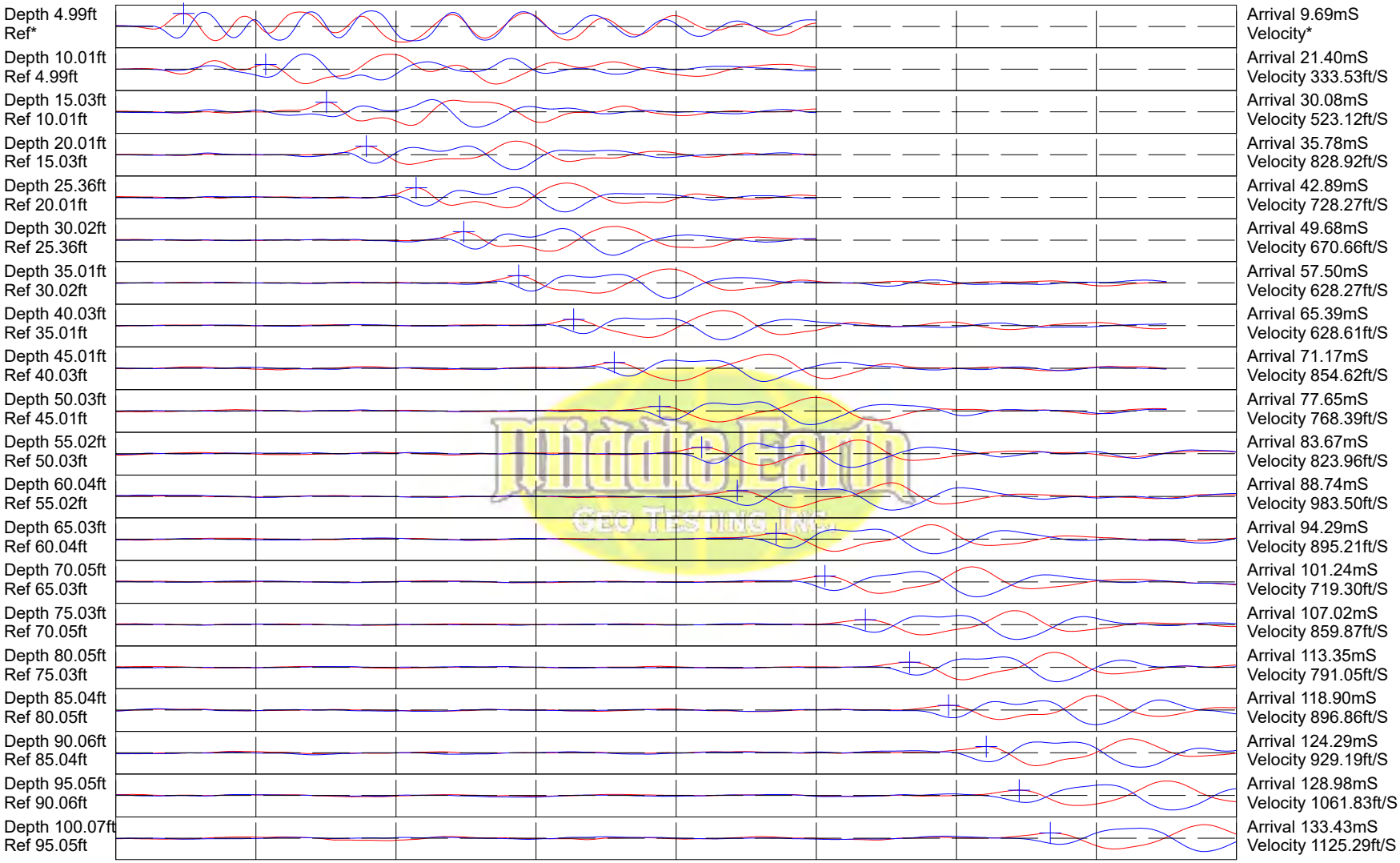

Hammer to Rod String Distance (ft): 5.83

* = Not Determined

COMMENT:

Cornerstone Earth Group

Project	1055 Commercial Court	Operator	OO-JM	Filename	SDF(198).cpt
Job Number	555-20-1	Cone Number	DDG1596	GPS	
Hole Number	CPT-04	Date and Time	5/18/2021 3:36:14 PM	Maximum Depth	50.69 ft
EST GW Depth During Test		12.00 ft			

Net Area Ratio .8

CPT DATA

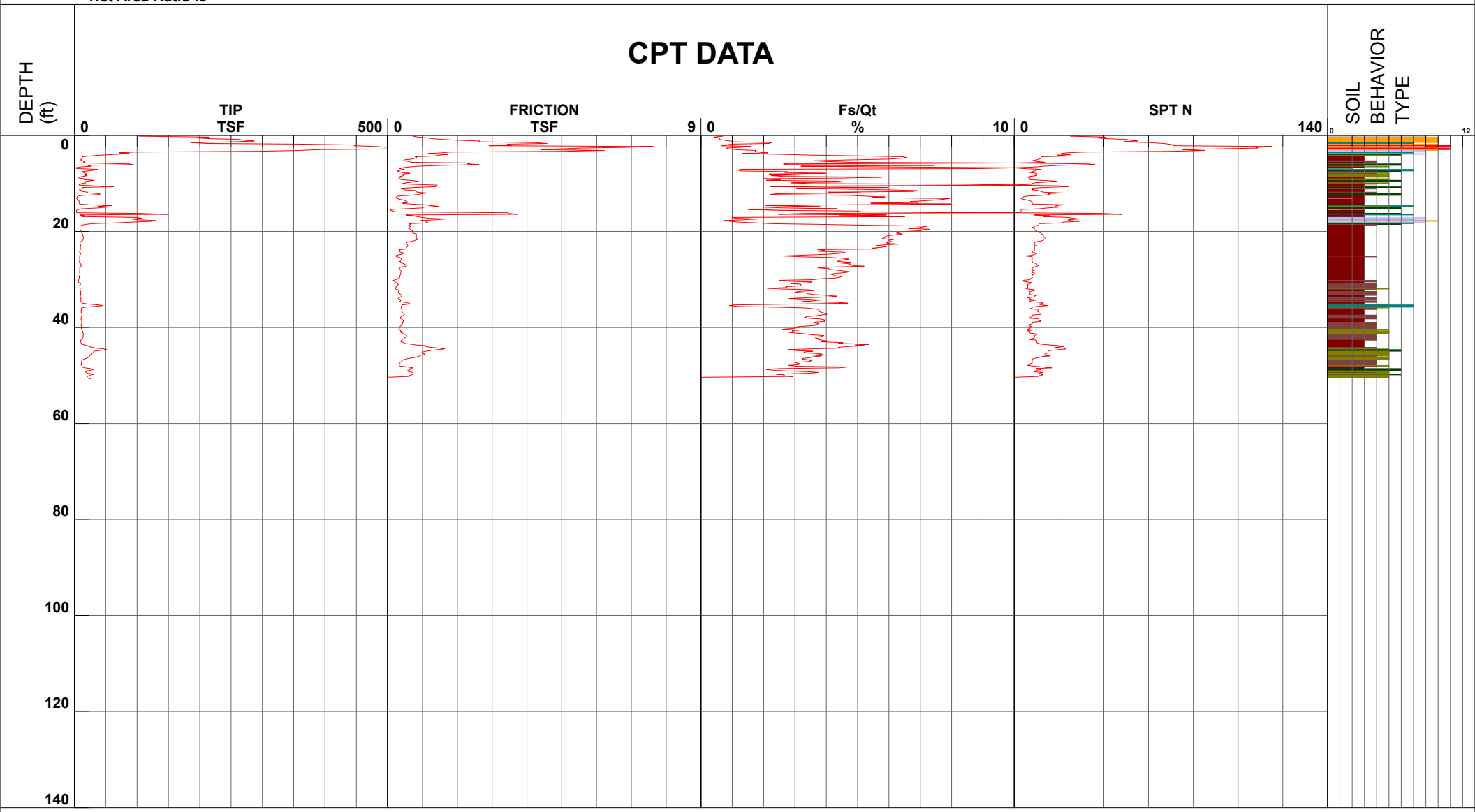

1 - sensitive fine grained
2 - organic material
3 - clay
4 - silty clay to clay
5 - clayey silt to silty clay
6 - sandy silt to clayey silt
7 - silty sand to sandy silt
8 - sand to silty sand
9 - sand
10 - gravelly sand to sand
11 - very stiff fine grained (*)
12 - sand to clayey sand (*)

Cone Size 15cm squared

S*Soil behavior type and SPT based on data from UBC-1983

Cornerstone Earth Group

Project	1055 Commercial Court	Operator	JM-OO	Filename	SDF(391).cpt
Job Number	555-20-1	Cone Number	DDG1596	GPS	
Hole Number	CPT-05	Date and Time	5/13/2021 11:16:17 AM	Maximum Depth	50.69 ft
EST GW Depth During Test		10.70 ft			

Net Area Ratio .8

CPT DATA

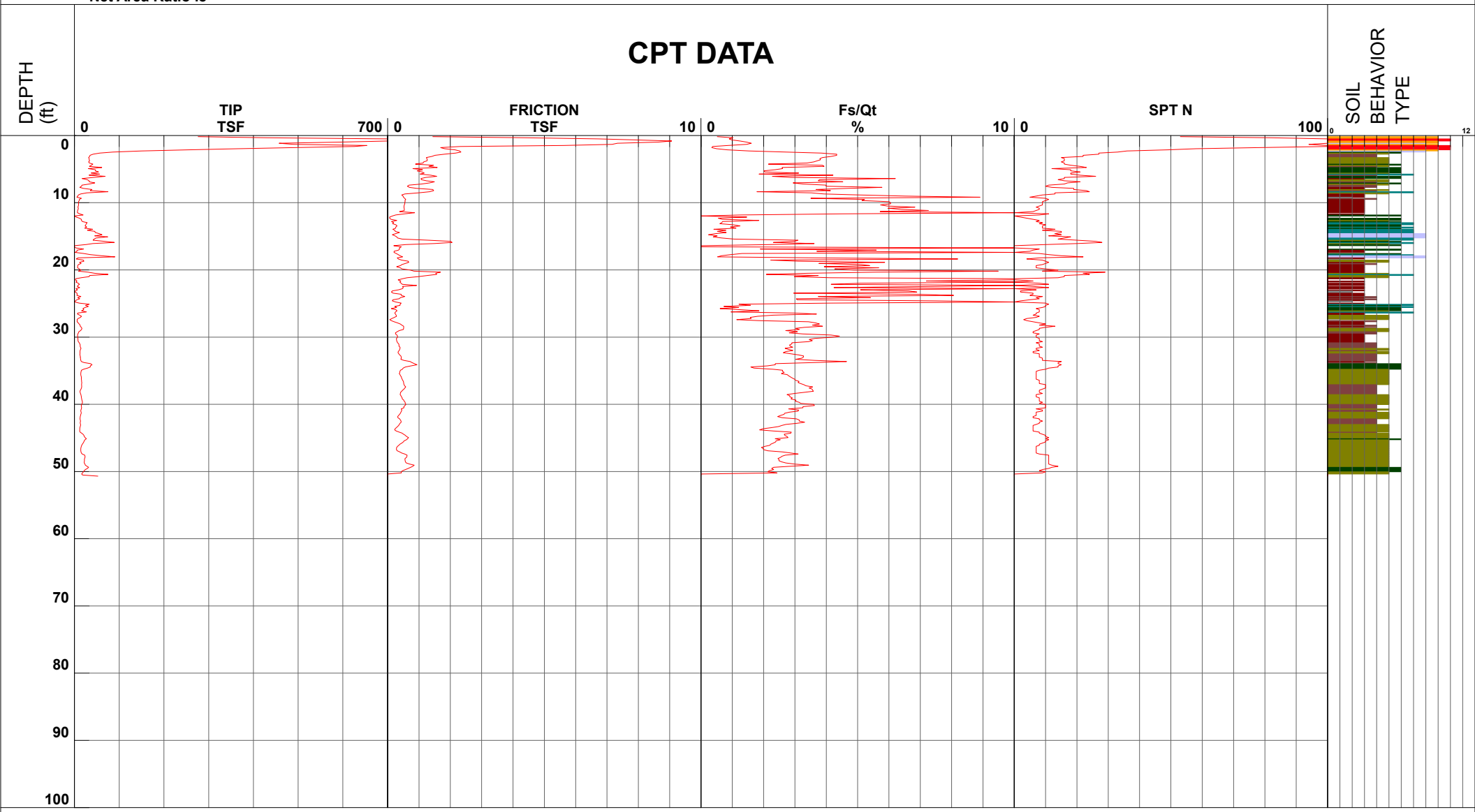

1 - sensitive fine grained
2 - organic material
3 - clay
4 - silty clay to clay
5 - clayey silt to silty clay
6 - sandy silt to clayey silt
7 - silty sand to sandy silt
8 - sand to silty sand
9 - sand
10 - gravelly sand to sand
11 - very stiff fine grained (*)
12 - sand to clayey sand (*)

Cone Size 15cm squared

S*Soil behavior type and SPT based on data from UBC-1983

Cornerstone Earth Group

Project	1055 Commercial Court	Operator	OO-JM	Filename	SDF(196).cpt
Job Number	555-20-1	Cone Number	DDG1596	GPS	
Hole Number	CPT-06	Date and Time	5/18/2021 1:23:59 PM	Maximum Depth	50.85 ft
EST GW Depth During Test		11.00 ft			

Net Area Ratio .8

CPT DATA

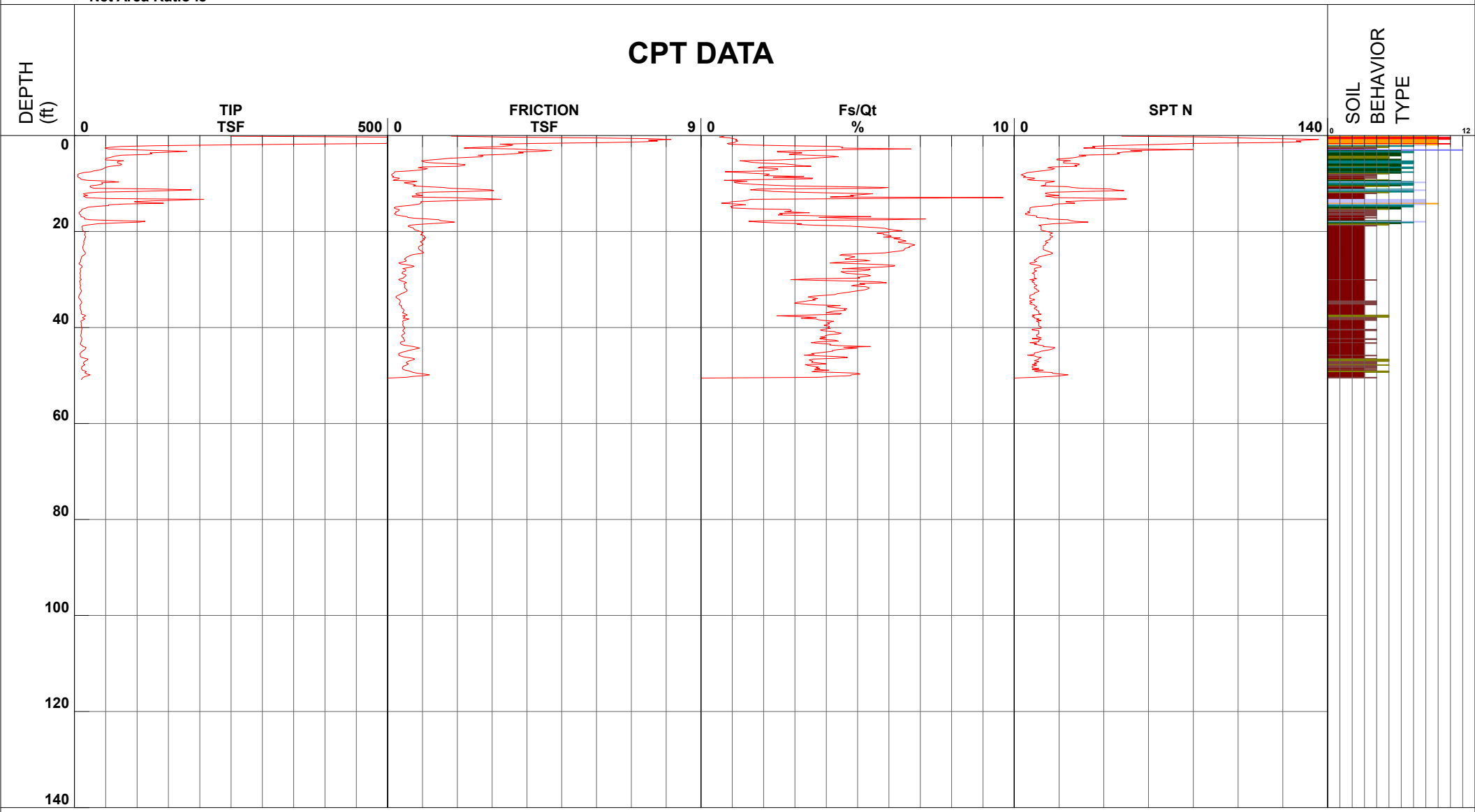

1 - sensitive fine grained
2 - organic material
3 - clay
4 - silty clay to clay
5 - clayey silt to silty clay
6 - sandy silt to clayey silt
7 - silty sand to sandy silt
8 - sand to silty sand
9 - sand
10 - gravelly sand to sand
11 - very stiff fine grained (*)
12 - sand to clayey sand (*)

Cone Size 15cm squared

S*Soil behavior type and SPT based on data from UBC-1983

Cornerstone Earth Group

Project	1055 Commercial Court	Operator	OO-JM	Filename	SDF(195).cpt
Job Number	555-20-1	Cone Number	DDG1596	GPS	
Hole Number	CPT-07	Date and Time	5/18/2021 10:36:09 AM	Maximum Depth	125.65 ft
EST GW Depth During Test		11.00 ft			

Net Area Ratio .8

CPT DATA

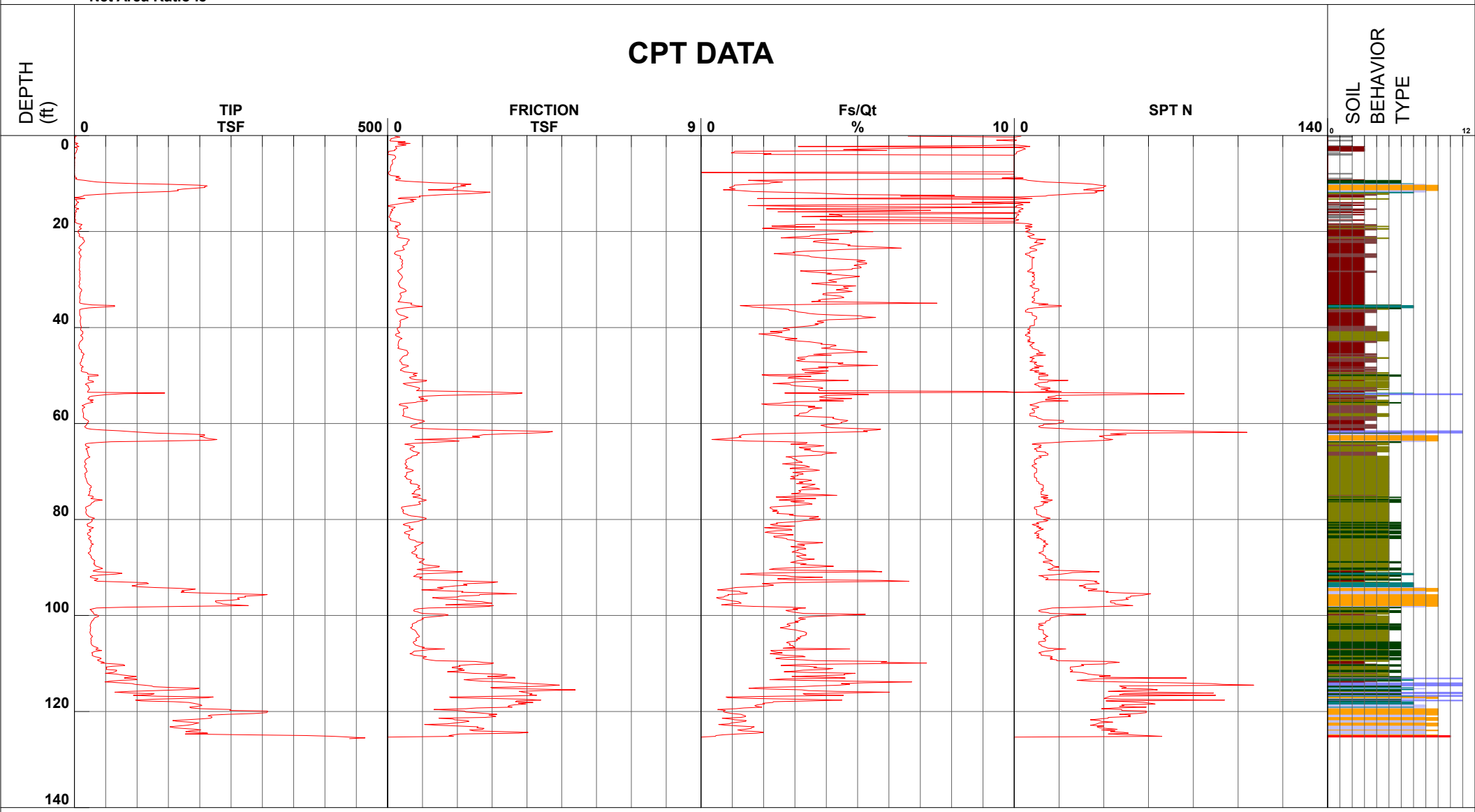

1 - sensitive fine grained
2 - organic material
3 - clay
4 - silty clay to clay
5 - clayey silt to silty clay
6 - sandy silt to clayey silt
7 - silty sand to sandy silt
8 - sand to silty sand
9 - sand
10 - gravelly sand to sand
11 - very stiff fine grained (*)
12 - sand to clayey sand (*)

Cone Size 15cm squared

S*Soil behavior type and SPT based on data from UBC-1983

CPT-07

Cornerstone Earth Group

1055 Commercial Court

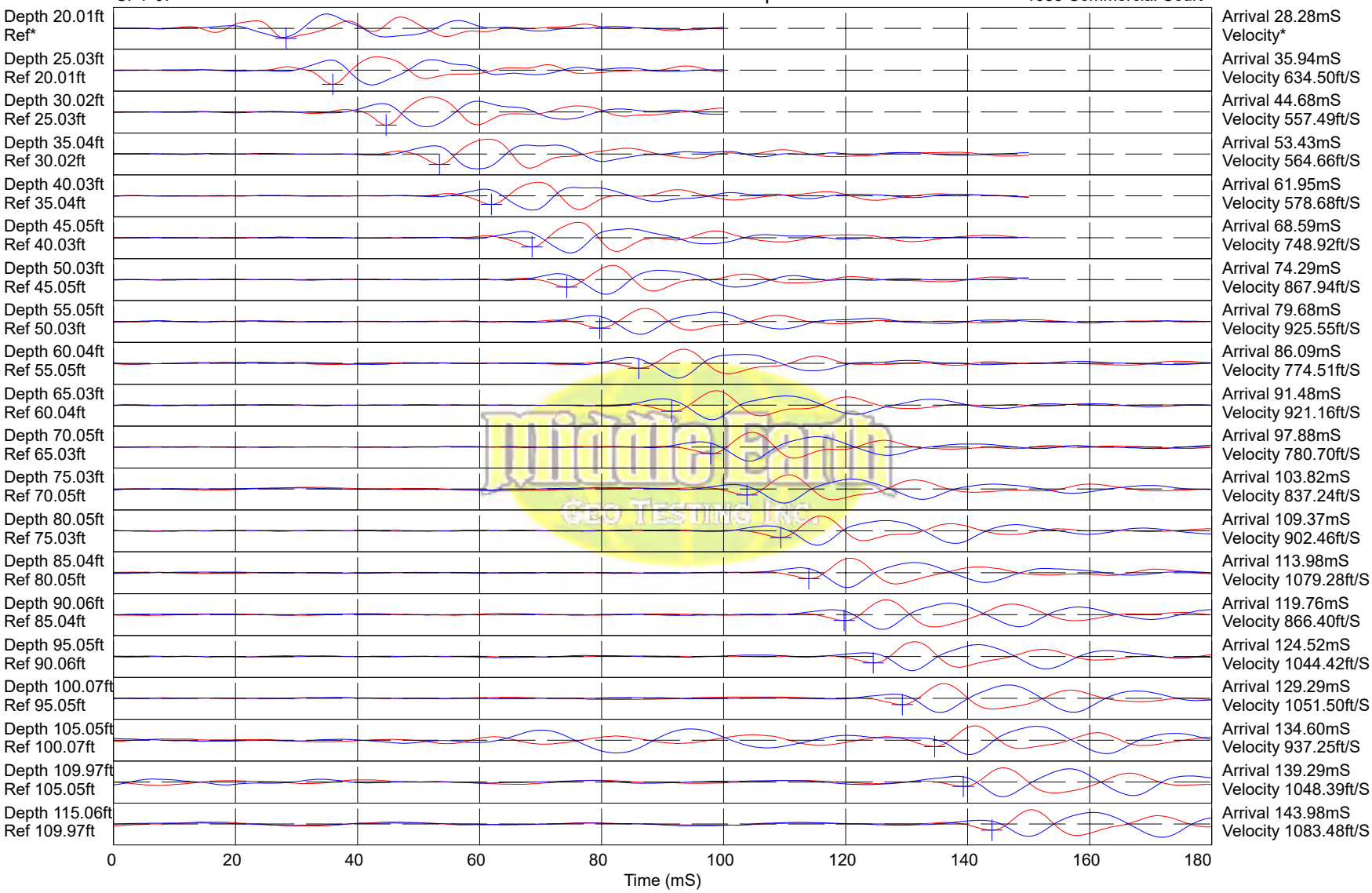

Hammer to Rod String Distance (ft): 5.83

* = Not Determined

COMMENT:

CPT-07

SEISMIC TEST

1055 Commercial Court

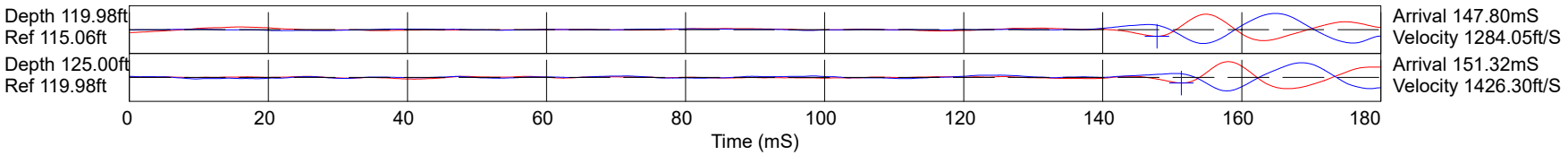

Hammer to Rod String Distance (ft): 5.83
* = Not Determined

COMMENT:

Middle Earth
GEO TESTING INC.

Cornerstone Earth Group

Project	1055 Commercial Court	Operator	OO-JM	Filename	SDF(190).cpt
Job Number	555-20-1	Cone Number	DDG1596	GPS	
Hole Number	CPT-08	Date and Time	5/18/2021 7:49:46 AM	Maximum Depth	75.79 ft
EST GW Depth During Test		17.00 ft			

Net Area Ratio .8

CPT DATA

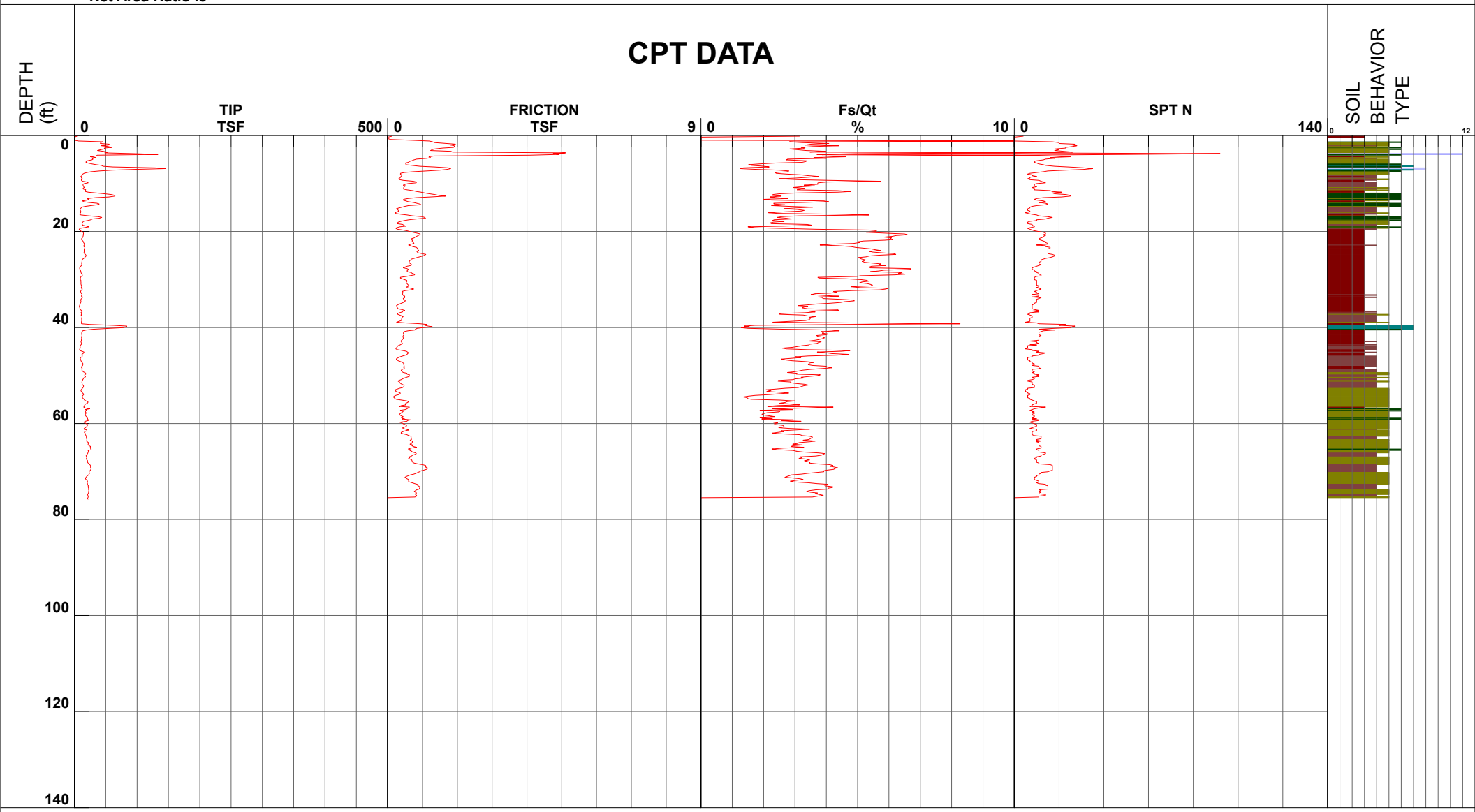

1 - sensitive fine grained
2 - organic material
3 - clay
4 - silty clay to clay
5 - clayey silt to silty clay
6 - sandy silt to clayey silt
7 - silty sand to sandy silt
8 - sand to silty sand
9 - sand
10 - gravelly sand to sand
11 - very stiff fine grained (*)
12 - sand to clayey sand (*)

Cone Size 15cm squared

S*Soil behavior type and SPT based on data from UBC-1983

APPENDIX B: LABORATORY TEST PROGRAM

The laboratory testing program was performed to evaluate the physical and mechanical properties of the soils retrieved from the site to aid in verifying soil classification.

Moisture Content: The natural water content was determined (ASTM D2216) on 78 samples of the materials recovered from the borings. These water contents are recorded on the boring logs at the appropriate sample depths.

Dry Densities: In place dry density determinations (ASTM D2937) were performed on 59 samples to measure the unit weight of the subsurface soils. Results of these tests are shown on the boring logs at the appropriate sample depths.

Washed Sieve Analyses: The percent soil fraction passing the No. 200 sieve (ASTM D1140) was determined on three samples of the subsurface soils to aid in the classification of these soils. Results of these tests are shown on the boring logs at the appropriate sample depths.

Plasticity Index: One Plasticity Index determination (ASTM D4318) was performed on a sample of the subsurface soil to measure the range of water contents over which this material exhibits plasticity. The Plasticity Index was used to classify the soil in accordance with the Unified Soil Classification System and to evaluate the soil expansion potential. Results of this test are shown on the boring log at the appropriate sample depth.

Undrained-Unconsolidated Triaxial Shear Strength: The undrained shear strength was determined on three relatively undisturbed samples by unconsolidated-undrained triaxial shear strength testing (ASTM D2850). The results of this test are included as part of this appendix.

Consolidation: Two consolidation tests (ASTM D2435) were performed on relatively undisturbed samples of the subsurface clayey soils to assist in evaluating the compressibility property of this soil. Results of the consolidation tests are presented graphically in this appendix.

Corrosion: Three soluble sulfate determinations (ASTM D4327), resistivity tests (ASTM G57), chloride determinations (ASTM D4327), and pH determinations (ASTM G51) were performed on three representative samples of the subsurface soils. Results of these tests are attached to this appendix.

Plasticity Index (ASTM D4318) Testing Summary

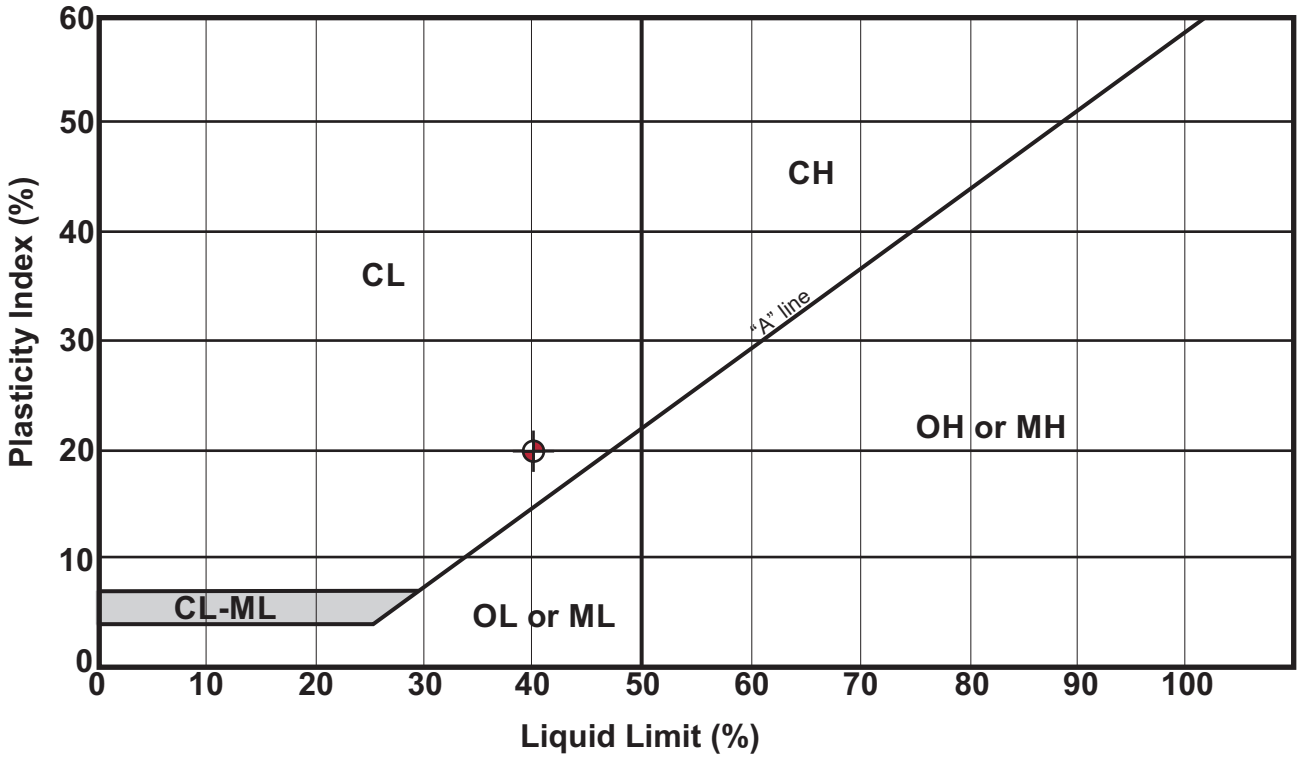

Symbol	Boring No.	Depth (ft)	Natural Water Content (%)	Liquid Limit (%)	Plastic Limit (%)	Plasticity Index	Passing No. 200 (%)	Group Name (USCS - ASTM D2487)
⊕	EB-5	2.0	18	40	20	20	—	Sandy Lean Clay (CL) [Fill]

Samples prepared in accordance with ASTM D421

CORNERSTONE EARTH GROUP

Plasticity Index Testing Summary

1055 Commercial Court Warehouse
San Jose, CA

Project Number: 555-20-1

Figure Number: Figure B1

Date: June 2021

Drawn By: FLL

Consolidation Test ASTM D2435

Boring: EB-2 **Sample:** 11 **Depth:** 23.0'

Description: Lean Clay (CL)

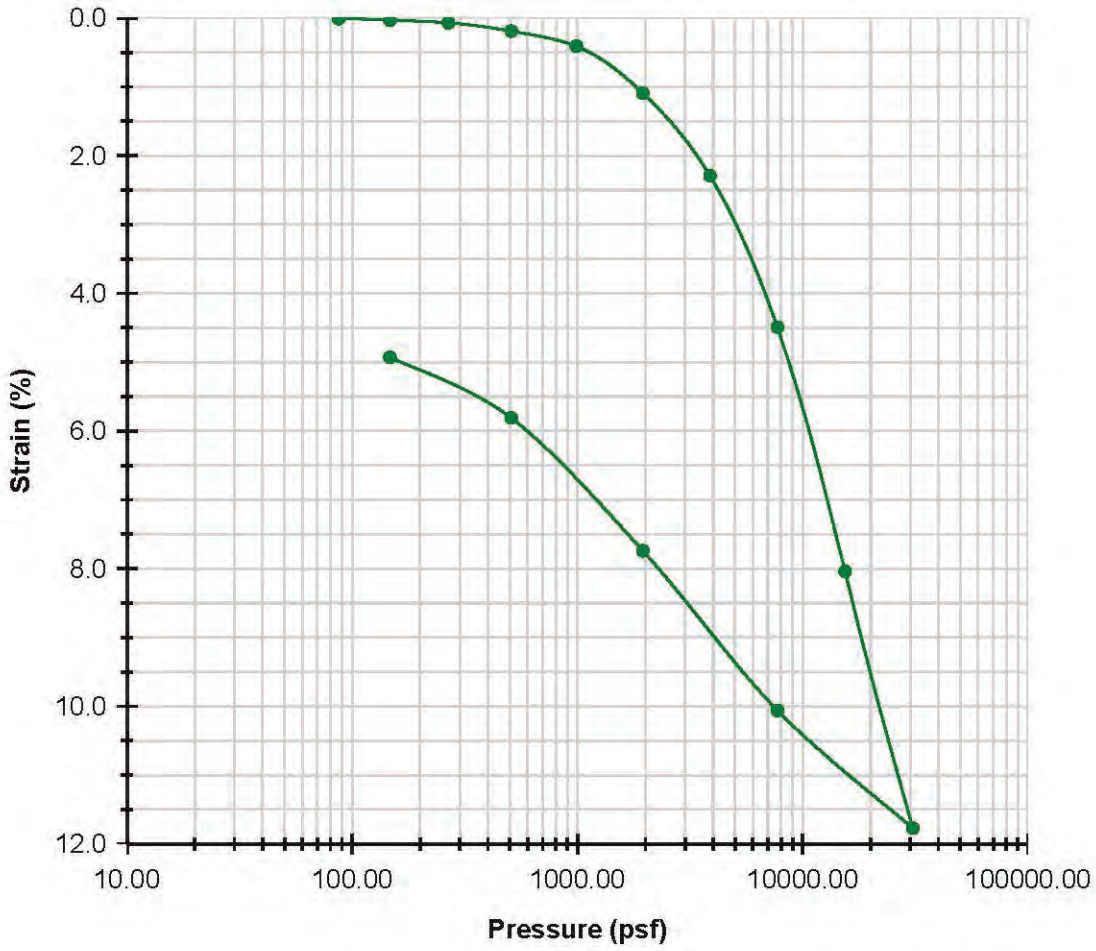

	BEFORE	AFTER
Moisture (%)	28.3	27.4
Dry Density (pcf)	94.3	97.3
Saturation (%)	96.1	100.0
Void Ratio	0.80	0.74

(A) Stress Strain Curve

CORNERSTONE EARTH GROUP

Strain-Log Curve - EB-2 @ 23.0'

1055 Commercial Court Warehouse
San Jose, CA

Project Number: 555-20-1

Figure Number: Figure B2

Date: June 2021

Drawn By: FLL

Consolidation Test ASTM D2435

Boring: EB-4 **Sample:** 13 **Depth:** 34.5'

Description: Lean Clay (CL)

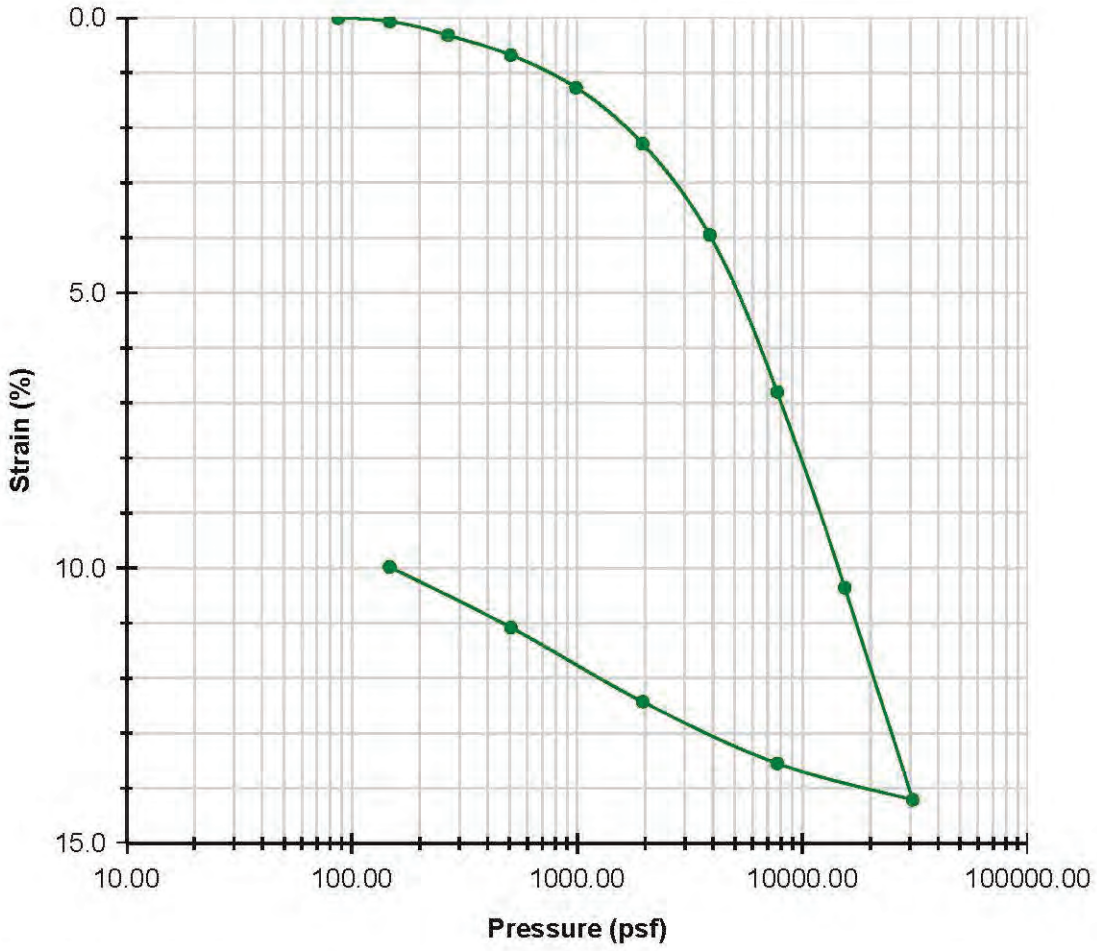

	BEFORE	AFTER
Moisture (%)	27.2	21.9
Dry Density (pcf)	98.2	107.8
Saturation (%)	98.4	100.0
Void Ratio	0.77	0.61

(A) Stress Strain Curve

CORNERSTONE EARTH GROUP

Strain-Log Curve - EB-4 @ 34.5'

1055 Commercial Court Warehouse
San Jose, CA

Project Number: 555-20-1

Figure Number: Figure B3

Date: June 2021

Drawn By: FLL

Cooper Testing Labs, Inc.
937 Commercial Street
Palo Alto, CA 94303

Unconsolidated-Undrained Triaxial Test
ASTM D2850

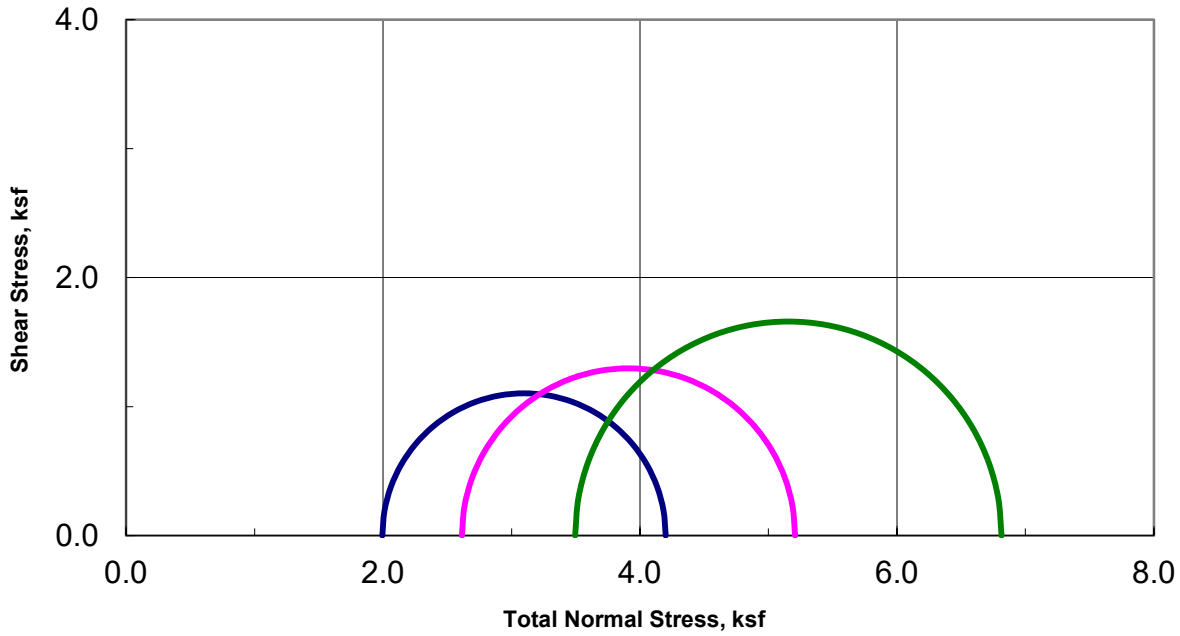

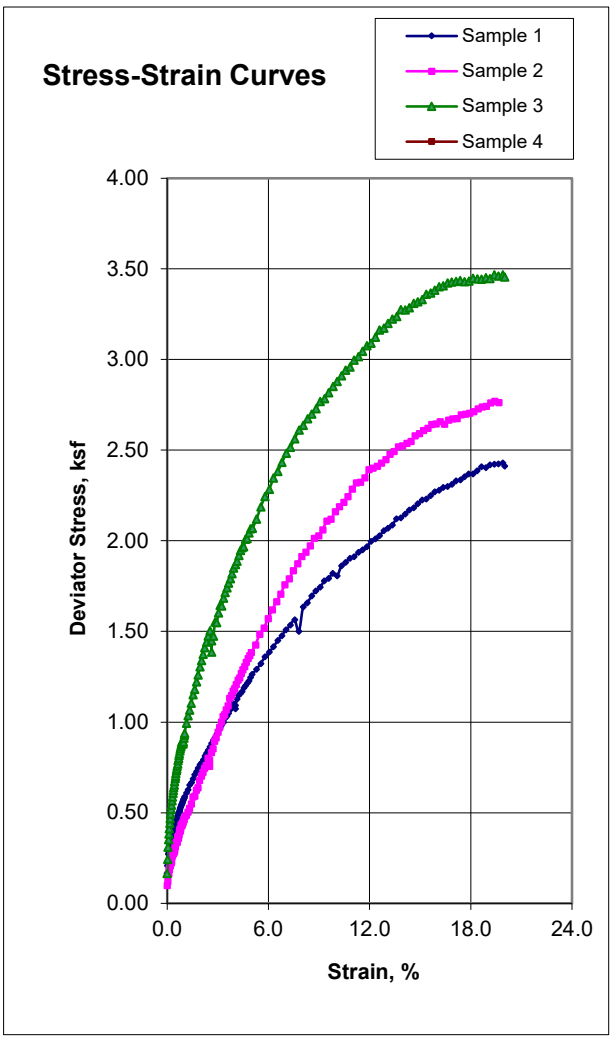

Sample Data				
	1	2	3	4
Moisture %	24.2	25.1	29.8	
Dry Den,pcf	100.4	101.5	93.1	
Void Ratio	0.679	0.692	0.810	
Saturation %	96.3	99.9	99.4	
Height in	5.05	5.04	4.98	
Diameter in	2.42	2.42	2.42	
Cell psi	13.9	18.2	24.3	
Strain %	15.00	15.00	15.00	
Deviator, ksf	2.206	2.593	3.319	
Rate %/min	1.00	0.99	1.00	
in/min	0.051	0.050	0.050	
Job No.:	640-1466			
Client:	Cornerstone Earth Group			
Project:	555-20-1			
Boring:	EB-3	EB-3	EB-3	
Sample:	9B	13B	18B	
Depth ft:	34.5	49.0	74.0	

Visual Soil Description	
Sample #	
1	Gray CLAY
2	Olive CLAY (Silty)
3	Olive CLAY
4	

Remarks:

Note: Strengths are picked at the peak deviator stress or 15% strain which ever occurs first per ASTM D2850.

Corrosivity Tests Summary

CORNERSTONE EARTH GROUP

Job Number	555-20-1	Date Tested	6/17/2021
Job Name	1055 Commercial Court Warehouse	Tested By	FL, BBA
Location	San Jose, CA		

Sample I.D.			Soil Visual Description	Moisture Content	pH	Temp. at Testing	Resistivity (Ohm-cm)		Chloride	Sulfate
							Corrected to 15.5 C°		Dry Wt.	Dry Wt.
Boring	Sample No.	Depth, ft.		%		C°	As Received	Saturated	mg/kg	mg/kg
				ASTM D2216	ASTM G51		G57	ASTM G57	ASTM D4327	ASTM D4327
EB-1	3, 4	5.0-7.0	Reddish brown Poorly Graded Sand with Clay (SP-SC) [Fill]	12.0	10.6	24.9	-	5,175	46	376
EB-4	3A	5.0	Dark Gray Sandy Lean Clay (CL) [Fill]	45.9	8.0	24.0	-	850	48	221
EB-6	1B	1.5	Gray Brown Clayey Sand (SC) [Fill]	14.7	7.9	25.6	-	3,094	15	76

APPENDIX C: LIQUEFACTION ANALYSES CALCULATIONS

CORNERSTONE EARTH GROUP

CPT No.	1

PGA (A_{max})	0.75

Total Settlement:	0.31	(Inches)

© 2014 Cornerstone Earth Group, Inc.

Depth (ft)	q_c (tsf)	f_s (tsf)	σ_{vc} (psf)	Insitu σ'_{vc} (psf)	Q	F (%)	I_c	Layer "Plastic" PI > 7	Flag Soil Type	Fines (%)	q_{cN} near interfaces (soft layer)	Thin Layer Factor (K_H)	Interpreted q_{cN}	C_N	q_{c1N}	q_{c1N-CS}	Stress Reduction Coeff, r_d	CSR	K_σ for Sand	$CRR_{M=7.5, \sigma'vc = 1 atm}$	CRR	Factor of Safety (CRR/CSR)	Vertical Strain ε_v	Settlement (Inches)
0.160	1.260	0.003	19.2	19.2	12.407	0.240	2.45		Unsaturated	59.1			1.19	1.70	2.02	51.09	1.00	0.488	1.100	n.a.	n.a.	n.a.	0.00	0.00
0.330	4.000	0.004	39.6	39.6	27.500	0.100	2.04		Unsaturated	26.4			3.78	1.70	6.43	39.43	1.00	0.488	1.100	n.a.	n.a.	n.a.	0.00	0.00
0.660	1.340	0.001	79.2	79.2	12.256	0.062	2.38		Unsaturated	53.5			1.27	1.70	2.15	49.82	1.00	0.488	1.100	n.a.	n.a.	n.a.	0.00	0.00
0.820	3.490	0.001	98.4	98.4	15.081	0.015	2.37		Unsaturated	52.9			3.30	1.70	5.61	54.01	1.00	0.488	1.100	n.a.	n.a.	n.a.	0.00	0.00
0.980	5.890	0.001	117.6	117.6	23.379	0.022	2.15		Unsaturated	34.6			5.57	1.70	9.46	50.34	1.00	0.488	1.100	n.a.	n.a.	n.a.	0.00	0.00
1.150	12.230	0.001	138.0	138.0	45.009	0.008	2.01		Unsaturated	24.0			11.56	1.70	19.65	51.94	1.00	0.488	1.100	n.a.	n.a.	n.a.	0.00	0.00
1.310	23.270	0.001	157.2	157.2	80.422	0.004	1.94		Unsaturated	18.1			21.99	1.70	37.39	62.19	1.00	0.488	1.100	n.a.	n.a.	n.a.	0.00	0.00
1.480	37.730	0.021	177.6	177.6	122.804	0.056	1.38		Unsaturated	0.0			35.66	1.70	60.62	60.62	1.00	0.488	1.100	n.a.	n.a.	n.a.	0.00	0.00
1.640	55.250	0.127	196.8	196.8	170.930	0.231	1.37		Unsaturated	0.0			52.22	1.70	88.78	88.78	1.00	0.488	1.100	n.a.	n.a.	n.a.	0.00	0.00
1.800	67.120	0.206	216.0	216.0	198.243	0.307	1.37		Unsaturated	0.0			63.44	1.70	107.85	107.85	1.00	0.488	1.100	n.a.	n.a.	n.a.	0.00	0.00
1.970	77.570	0.220	236.4	236.4	219.018	0.284	1.32		Unsaturated	0.0			73.32	1.70	124.64	124.64	1.00	0.488	1.100	n.a.	n.a.	n.a.	0.00	0.00
2.130	77.520	0.662	255.6	255.6	210.469	0.856	1.63		Unsaturated	0.0			73.27	1.70	124.56	124.56	1.00	0.488	1.100	n.a.	n.a.	n.a.	0.00	0.00
2.300	78.600	1.239	276.0	276.0	205.342	1.579	1.83		Unsaturated	9.5			74.29	1.70	126.29	133.19	1.00	0.488	1.100	n.a.	n.a.	n.a.	0.00	0.00
2.460	83.300	1.500	295.2	295.2	210.421	1.804	1.87		Unsaturated	12.5			78.73	1.70	133.85	151.07	1.00	0.488	1.100	n.a.	n.a.	n.a.	0.00	0.00
2.620	101.930	1.435	314.4	314.4	249.553	1.410	1.74		Unsaturated	2.2			96.34	1.70	163.78	163.78	1.00	0.487	1.100	n.a.	n.a.	n.a.	0.00	0.00
2.790	114.140	1.328	334.8	334.8	270.819	1.166	1.65		Unsaturated	0.0			107.88	1.70	183.40	183.40	1.00	0.487	1.100	n.a.	n.a.	n.a.	0.00	0.00
2.950	104.560	1.591	354.0	354.0	241.213	1.524	1.78		Unsaturated	5.0			98.83	1.70	168.01	168.21	1.00	0.487	1.100	n.a.	n.a.	n.a.	0.00	0.00
3.120	93.600	1.626	374.4	374.4	209.899	1.740	1.86		Unsaturated	11.6			88.47	1.70	150.40	165.12	1.00	0.487	1.100	n.a.	n.a.	n.a.	0.00	0.00
3.280	84.780	1.339	393.6	393.6	185.365	1.583	1.86		Unsaturated	11.8			80.13	1.70	136.22	150.91	1.00	0.486	1.100	n.a.	n.a.	n.a.	0.00	0.00
3.440	80.990	0.720	412.8	412.8	172.872	0.892	1.70		Unsaturated	0.0			76.55	1.70	130.14	130.14	1.00	0.486	1.100	n.a.	n.a.	n.a.	0.00	0.00
3.610	59.900	0.517	433.2	433.2	124.676	0.867	1.80		Unsaturated	6.8			56.62	1.70	96.25	97.50	1.00	0.486	1.100	n.a.	n.a.	n.a.	0.00	0.00
3.770	57.060	0.630	452.4	452.4	116.176	1.109	1.89		Unsaturated	14.2			53.93	1.70	91.68	111.71	1.00	0.486	1.100	n.a.	n.a.	n.a.	0.00	0.00
3.940	56.520	0.681	472.8	472.8	112.542	1.211	1.93		Unsaturated	17.1			53.42	1.70	90.82	119.14	1.00	0.485	1.100	n.a.	n.a.	n.a.	0.00	0.00
4.100	61.850	0.947	492.0	492.0	120.753	1.537	1.98		Unsaturated	21.1			58.46	1.70	99.38	138.91	1.00	0.485	1.100	n.a.	n.a.	n.a.	0.00	0.00
4.270	59.130	1.030	512.4	512.4	113.081	1.750	2.04		Unsaturated	25.9			55.89	1.70	95.01	143.39	0.99	0.485	1.100	n.a.	n.a.	n.a.	0.00	0.00
4.430	76.000	0.686	531.6	531.6	142.814	0.906	1.77		Unsaturated	4.2			71.83	1.70	122.12	122.15	0.99	0.485	1.100	n.a.	n.a.	n.a.	0.00	0.00
4.590	54.010	1.398	550.8	550.8	99.547	2.601	2.20		Unsaturated	39.0			51.05	1.70	86.78	148.87	0.99	0.484	1.100	n.a.	n.a.	n.a.	0.00	0.00
4.760	67.170	2.426	571.2	571.2	121.675	3.627	2.25		Unsaturated	43.4			63.49	1.62	102.88	172.17	0.99	0.484	1.100	n.a.	n.a.	n.a.	0.00	0.00
4.920	106.070	2.907	590.4	590.4	189.270	2.749	2.04		Unsaturated	26.5			100.26	1.50	150.23	209.68	0.99	0.484	1.100	n.a.	n.a.	n.a.	0.00	0.00
5.090	159.660	3.448	610.8	610.8	280.341	2.164	1.86		Unsaturated	11.9			150.91	1.43	215.43	234.29	0.99	0.484	1.100	n.a.	n.a.	n.a.	0.00	0.00
5.250	209.790	3.794	630.0	630.0	362.856	1.811	1.74		Unsaturated	1.9			198.29	1.38	272.97	272.97	0.99	0.483	1.100	n.a.	n.a.	n.a.	0.00	0.00
5.410	239.930	3.980	649.2	649.2	408.865	1.661	1.68		Unsaturated	0.0			226.78	1.37	309.73	309.73	0.99	0.483	1.100	n.a.	n.a.	n.a.	0.00	0.00
5.580	266.010	4.196	669.6	669.6	446.391	1.579	1.64		Unsaturated	0.0			251.43	1.35	340.60	340.60	0.99	0.483	1.100	n.a.	n.a.	n.a.	0.00	0.00
5.740	227.670	4.100	688.8	688.8	376.594	1.804	1.73		Unsaturated	1.1			215.19	1.34	289.34	289.34	0.99	0.483	1.100	n.a.	n.a.	n.a.	0.00	0.00
5.910	155.380	3.022	709.2	709.2	253.099	1.949	1.85		Unsaturated	10.9			146.86	1.40	204.96	219.12	0.99	0.482	1.100	n.a.	n.a.	n.a.	0.00	0.00
6.070	103.910	2.095	728.4	728.4	166.809	2.024	1.97		Unsaturated	20.7			98.21	1.45	142.25	186.92	0.99	0.482	1.100	n.a.	n.a.	n.a.	0.00	0.00
6.230	58.180	1.519	747.6	747.6	91.920	2.628	2.23		Unsaturated	41.1			54.99	1.53	84.07	147.12	0.99	0.482	1.100	n.a.	n.a.	n.a.	0.00	0.00
6.400	49.120	1.245	768.0	768.0	76.461	2.555	2.27		Unsaturated	44.8			46.43	1.55	71.81	134.17	0.99	0.482	1.100	n.a.	n.a.	n.a.	0.00	0.00
6.560	34.290	0.866	787.2	787.2	52.527	2.555	2.39		Unsaturated	54.2			32.41	1.59	51.62	112.93	0.99	0.481	1.100	n.a.	n.a.	n.a.	0.00	0.00
6.730	16.760	0.387	807.6	807.6	30.340	2.365	2.55		Unsaturated	66.8			15.84	1.67	26.53	84.26	0.99	0.481	1.091	n.a.	n.a.	n.a.	0.00	0.00
6.890	14.250	0.232	826.8	826.8	20.922	1.674	2.59		Unsaturated	70.1			13.47	1.67	22.52	79.72	0.99	0.481	1.085	n.a.	n.a.	n.a.	0.00	0.00
7.050	12.580	0.213	846.0	846.0	21.829	1.754	2.59		Unsaturated	69.8			11.89	1.67	19.80	76.16	0.99	0.480	1.081	n.a.	n.a.	n.a.	0.00	0.00
7.220	11.060	0.169	866.4	866.4	18.766	1.587	2.62		Unsaturated	72.3			10.45	1.65	17.30	73.35	0.99	0.480	1.077	n.a.	n.a.	n.a.	0.00	0.00
7.380	12.770	0.182	885.6	885.6	21.437	1.472	2.55		Unsaturated	67.0			12.07	1.63	19.63	75.40	0.98	0.480	1.076	n.a.	n.a.	n.a.	0.00	0.00
7.550	17.110	0.250	906.0	906.0	24.061	1.500	2.51		Unsaturated	64.0			16.17	1.58	25.57	82.41	0.98	0.480	1.079	n.a.	n.a.	n.a.	0.00	0.00
7.710	22.560	0.284	925.2	925.2	31.586	1.283	2.38		Unsaturated	53.1			21.32	1.54	32.90	88.76	0.98	0.479	1.081	n.a.	n.a.	n.a.	0.00	0.00
7.870	28.490	0.326	944.4	944.4	39.640	1.164	2.27		Unsaturated	44.7			26.93	1.51	40.62	94.98	0.98	0.479	1.082	n.a.	n.a.	n.a.	0.00	0.00
8.040	32.760	0.360	964.8	964.8	45.181	1.116	2.21		Sand	40.1			30.96	1.48	45.87	98.94	0.98	0.480	1.083	0.136	0.185	0.39	0.03	0.06
8.200	32.250	0.371	984.0	984.0	44.018	1.168	2.23		Sand	41.8	30.96		30.96	1.47	45.39	99.34	0.98	0.485	1.081	0.136	0.186	0.38	0.03	0.07
8.370	26.480	0.349	1004.4	1004.4	35.639	1.342	2.34		Sand	50.5	30.96		30.96	1.44	44.68	102.73	0.98	0.489	1.081	0.141	0.194	0.40	0.03	0.06
8.530	19.770	0.179	1023.6	1023.6	26.171	0.927	2.37		Sand	52.7	30.96		30.96	1.43	44.24	103.00	0.98	0.494	1.079	0.141	0.195	0.39	0.03	0.06
8.690	14.450	0.146	1042.8	1042.8	18.753	1.045	2.52		Sand	64.8	30.96		30.96	1.41	43.65	105.84	0.98	0.498	1.079	0.145	0.203	0.41	0.03	0.06
8.860	9.780	0.155	1063.2	1063.2	17.397	1.677	2.66		Clay	75.5			9.24	1.20	n.a.	n.a.	0.98	0.503	n.a.	n.a.	n.a.	n.a.	0.00	0.00
9.020	8.060	0.232	1082.4	1082.4	13.893	3.080	2.89		Clay	94.0			7.62	1.19	n.a.	n.a.	0.98	0.507	n.a.	n.a.	n.a.	n.a.	0.00	0.00
9.190	8.520	0.183	1102.8	1102.8	14.452	2.298	2.80		Clay	87.0			8.05	1.19	n.a.	n.a.	0.98	0.511	n.a.	n.a.	n.a.	n.a.	0.00	0.00
9.350	5.300	0.184	1122.0	1122.0	8.447	3.874	3.12		Clay	100.0			5.01	1.18	n.a.	n.a.	0.98	0.515	n.a.	n.a.	n.a.	n.a.	0.00	0.00
9.510	2.350	0.235	1141.2	1141.2	3.118	13.224	3.79		Clay	100.0			2.22	1.18	n.a.	n.a.	0.98	0.519	n.a.	n.a.	n.a.	n.a.	0.00	0.00
9.680	3.870	0.107	1161.6	1161.6	5.663	3.244	3.22		Clay	100.0			3.66	1.17	n.a.	n.a.	0.98	0.523	n.a.	n.a.	n.a.	n.a.	0.00	0.00
9.840	4.840	0.363	1180.8	1180.8	7.198	8.540	3.38		Clay	100.0			4.57	1.17	n.a.	n.a.	0.98	0.527	n.a.	n.a.	n.a.	n.a.	0.00	0.00
10.010	3.200	0.276	1201.2	1201.2	4.328	10.614	3.62		Clay	100.0			3.02	1.16	n.a.	n.a.	0.97	0.531	n.a.	n.a.	n.a.	n.a.	0.00	0.00
10.170	13.340	0.265	1220.4	1220.4	20.862	2.079	2.64		Clay	74.5			12.61	1.16	n.a.	n.a.	0.97	0.534	n.a.	n.a.	n.a.	n.a.	0.00	0.00
10.330	1.230	0.140	1239.6	1239.6	0.985	23.009	4.33		Clay	100.0			1.16	1.15	n.a.	n.a.	0.97	0.538	n.a.	n.a.	n.a.	n.a.	0.00	0.00
10.500	2.120	0.103	1260.0	1260.0	2.365	6.933	3.72		Clay	100.0			2.00	1.15	n.a.	n.a.	0.97	0.541	n.a.	n.a.	n.a.	n.a.	0.00	0.00
10.660	1.280	0.097	1279.2	1279.2	1.001	15.194	4.22		Clay	100.0			1.21	1.14	n.a.	n.a.	0.97	0.545	n.a.	n.a.	n.a.	n.a.	0.00	0.00
10.830	3.540	0.081	1299.6	1299.6	4.448	2.799	3.28		Clay	100.0			3.35	1.14	n.a.	n.a.	0.97	0.548	n.a.	n.a.	n.a.	n.a.	0.00	0.00
10.990	1.160	0.052	1318.8	1318.8	0.759	10.328	4.23		Clay	100.0			1.10	1.13	n.a.	n.a.	0.97	0.551	n.a.	n.a.	n.a.	n.a.	0.00	0.00
11.150	1.020	0.046	1338.0	1338.0	0.525	13.219	4.42		Clay	100.0			0.96	1.13	n.a.	n.a.	0.97	0.554	n.a.	n.a.	n.a.	n.a.	0.00	0.00

CORNERSTONE EARTH GROUP

CPT No. 1

PGA (A_{max}) 0.75

Total Settlement: 0.31 (Inches)

© 2014 Cornerstone Earth Group, Inc.

Depth (ft)	q_c (tsf)	f_s (tsf)	σ_{vc} (psf)	Insitu σ'_{vc} (psf)	Q	F (%)	I_c	Layer "Plastic" PI > 7	Flag Soil Type	Fines (%)	q_{cN} near interfaces (soft layer)	Thin Layer Factor (K_H)	Interpreted q_{cN}	C_N	q_{c1N}	q_{c1N-CS}	Stress Reduction Coeff, r_d	CSR	K_σ for Sand	$CRR_{M=7.5, \sigma'vc = 1 atm}$	CRR	Factor of Safety (CRR/CSR)	Vertical Strain ε_v	Settlement (Inches)
11.320	0.770	0.049	1358.4	1358.4	0.134	53.744	5.25		Clay	100.0			0.73	1.12	n.a.	n.a.	0.97	0.558	n.a.	n.a.	n.a.	n.a.	0.00	0.00
11.650	0.890	0.101	1398.0	1398.0	0.273	52.984	4.99		Clay	100.0			0.84	1.12	n.a.	n.a.	0.97	0.564	n.a.	n.a.	n.a.	n.a.	0.00	0.00
11.810	1.720	0.384	1417.2	1417.2	1.427	37.928	4.34		Clay	100.0			1.63	1.11	n.a.	n.a.	0.97	0.567	n.a.	n.a.	n.a.	n.a.	0.00	0.00
11.980	1.460	0.735	1437.6	1437.6	1.031	99.137	4.72		Clay	100.0			1.38	1.11	n.a.	n.a.	0.97	0.570	n.a.	n.a.	n.a.	n.a.	0.00	0.00
12.140	17.110	1.275	1456.8	1456.8	22.490	7.781	2.99		Clay	100.0			16.17	1.10	n.a.	n.a.	0.97	0.572	n.a.	n.a.	n.a.	n.a.	0.00	0.00
12.300	24.960	1.326	1476.0	1476.0	32.821	5.476	2.77		Clay	84.3			23.59	1.10	n.a.	n.a.	0.97	0.575	n.a.	n.a.	n.a.	n.a.	0.00	0.00
12.470	55.880	1.773	1496.4	1496.4	61.966	3.215	2.41	plastic	Clay	55.6			52.82	1.10	n.a.	n.a.	0.97	0.578	n.a.	n.a.	n.a.	n.a.	0.00	0.00
12.630	38.220	1.675	1515.6	1515.6	44.726	4.470	2.61	plastic	Clay	71.7			36.12	1.09	n.a.	n.a.	0.96	0.581	n.a.	n.a.	n.a.	n.a.	0.00	0.00
12.800	38.720	3.391	1536.0	1536.0	49.417	8.934	2.81		Clay	87.4			36.60	1.09	n.a.	n.a.	0.96	0.583	n.a.	n.a.	n.a.	n.a.	0.00	0.00
12.960	76.780	2.306	1555.2	1555.2	83.793	3.035	2.30	plastic	Clay	47.0			72.57	1.08	n.a.	n.a.	0.96	0.586	n.a.	n.a.	n.a.	n.a.	0.00	0.00
13.120	177.360	2.442	1574.4	1574.4	193.481	1.383	1.80	plastic	Clay	7.3			167.64	1.08	n.a.	n.a.	0.96	0.588	n.a.	n.a.	n.a.	n.a.	0.00	0.00
13.290	3.140	1.661	1594.8	1594.8	2.938	70.887	4.29		Clay	100.0			2.97	1.08	n.a.	n.a.	0.96	0.591	n.a.	n.a.	n.a.	n.a.	0.00	0.00
13.450	21.860	1.102	1614.0	1614.0	26.088	5.234	2.82		Clay	88.9			20.66	1.07	n.a.	n.a.	0.96	0.593	n.a.	n.a.	n.a.	n.a.	0.00	0.00
13.620	15.260	1.855	1634.4	1634.4	17.674	12.842	3.22		Clay	100.0			14.42	1.07	n.a.	n.a.	0.96	0.596	n.a.	n.a.	n.a.	n.a.	0.00	0.00
13.780	17.320	1.394	1653.6	1653.6	19.948	8.450	3.05		Clay	100.0			16.37	1.07	n.a.	n.a.	0.96	0.598	n.a.	n.a.	n.a.	n.a.	0.00	0.00
13.940	82.020	1.906	1672.8	1672.8	86.302	2.347	2.21	plastic	Clay	39.8			77.52	1.06	n.a.	n.a.	0.96	0.600	n.a.	n.a.	n.a.	n.a.	0.00	0.00
14.110	28.060	1.576	1693.2	1693.2	32.144	5.792	2.79		Clay	86.2			26.52	1.06	n.a.	n.a.	0.96	0.602	n.a.	n.a.	n.a.	n.a.	0.00	0.00
14.270	34.600	1.083	1712.4	1712.4	35.454	3.211	2.58	plastic	Clay	69.6			32.70	1.06	n.a.	n.a.	0.96	0.605	n.a.	n.a.	n.a.	n.a.	0.00	0.00
14.440	31.410	0.919	1732.8	1732.8	31.902	3.010	2.60	plastic	Clay	70.9			29.69	1.05	n.a.	n.a.	0.96	0.607	n.a.	n.a.	n.a.	n.a.	0.00	0.00
14.600	25.070	1.303	1752.0	1752.0	27.619	5.384	2.81		Clay	88.2			23.70	1.05	n.a.	n.a.	0.96	0.609	n.a.	n.a.	n.a.	n.a.	0.00	0.00
14.760	62.790	0.994	1771.2	1771.2	63.953	1.606	2.19	plastic	Clay	38.3			59.35	1.05	n.a.	n.a.	0.96	0.611	n.a.	n.a.	n.a.	n.a.	0.00	0.00
14.930	44.680	1.027	1791.6	1791.6	44.975	2.345	2.41	plastic	Clay	56.2			42.23	1.04	n.a.	n.a.	0.96	0.613	n.a.	n.a.	n.a.	n.a.	0.00	0.00
15.090	18.030	0.476	1810.8	1810.8	18.914	2.781	2.75		Clay	83.2			17.04	1.04	n.a.	n.a.	0.95	0.615	n.a.	n.a.	n.a.	n.a.	0.00	0.00
15.260	8.560	0.541	1831.2	1831.2	8.349	7.071	3.28		Clay	100.0			8.09	1.04	n.a.	n.a.	0.95	0.617	n.a.	n.a.	n.a.	n.a.	0.00	0.00
15.420	9.060	0.765	1850.4	1850.4	8.792	9.399	3.35		Clay	100.0			8.56	1.04	n.a.	n.a.	0.95	0.619	n.a.	n.a.	n.a.	n.a.	0.00	0.00
15.580	24.080	0.934	1869.6	1869.6	24.760	4.036	2.76		Clay	84.2			22.76	1.03	n.a.	n.a.	0.95	0.621	n.a.	n.a.	n.a.	n.a.	0.00	0.00
15.750	28.700	1.153	1890.0	1890.0	29.370	4.153	2.72		Clay	80.4			27.13	1.03	n.a.	n.a.	0.95	0.623	n.a.	n.a.	n.a.	n.a.	0.00	0.00
15.910	38.000	1.437	1909.2	1909.2	38.807	3.879	2.61	plastic	Clay	71.8			35.92	1.03	n.a.	n.a.	0.95	0.624	n.a.	n.a.	n.a.	n.a.	0.00	0.00
16.080	57.740	1.774	1929.6	1929.6	56.195	3.124	2.43	plastic	Clay	57.3			54.57	1.02	n.a.	n.a.	0.95	0.626	n.a.	n.a.	n.a.	n.a.	0.00	0.00
16.240	38.280	1.667	1948.8	1948.8	38.286	4.468	2.66		Clay	75.5			36.18	1.02	n.a.	n.a.	0.95	0.628	n.a.	n.a.	n.a.	n.a.	0.00	0.00
16.400	31.680	1.588	1968.0	1968.0	31.195	5.172	2.76		Clay	84.2			29.94	1.02	n.a.	n.a.	0.95	0.629	n.a.	n.a.	n.a.	n.a.	0.00	0.00
16.570	21.730	1.455	1988.4	1988.4	20.857	7.016	2.98		Clay	100.0			20.54	1.02	n.a.	n.a.	0.95	0.631	n.a.	n.a.	n.a.	n.a.	0.00	0.00
16.730	24.270	1.562	2007.6	2007.6	23.178	6.715	2.94		Clay	97.9			22.94	1.01	n.a.	n.a.	0.95	0.633	n.a.	n.a.	n.a.	n.a.	0.00	0.00
16.900	20.940	1.477	2028.0	2028.0	19.651	7.414	3.02		Clay	100.0			19.79	1.01	n.a.	n.a.	0.95	0.634	n.a.	n.a.	n.a.	n.a.	0.00	0.00
17.060	39.270	0.997	2047.2	2047.2	36.752	2.606	2.51	plastic	Clay	63.9			37.12	1.01	n.a.	n.a.	0.95	0.636	n.a.	n.a.	n.a.	n.a.	0.00	0.00
17.220	26.980	4.468	2066.4	2066.4	25.113	17.221	3.21		Clay	100.0			25.50	1.01	n.a.	n.a.	0.95	0.637	n.a.	n.a.	n.a.	n.a.	0.00	0.00
17.390	12.660	4.309	2086.8	2086.8	11.133	37.095	3.69		Clay	100.0			11.97	1.00	n.a.	n.a.	0.94	0.639	n.a.	n.a.	n.a.	n.a.	0.00	0.00
17.550	97.010	4.651	2106.0	2106.0	90.912	4.847	2.43	plastic	Clay	57.6			91.69	1.00	n.a.	n.a.	0.94	0.640	n.a.	n.a.	n.a.	n.a.	0.00	0.00
17.720	52.940	2.566	2126.4	2126.4	48.793	4.946	2.62	plastic	Clay	72.2			50.04	1.00	n.a.	n.a.	0.94	0.642	n.a.	n.a.	n.a.	n.a.	0.00	0.00
17.880	13.560	1.073	2145.6	2145.6	11.640	8.590	3.23		Clay	100.0			12.82	1.00	n.a.	n.a.	0.94	0.643	n.a.	n.a.	n.a.	n.a.	0.00	0.00
18.040	9.440	0.475	2164.8	2164.8	7.721	5.679	3.25		Clay	100.0			8.92	0.99	n.a.	n.a.	0.94	0.645	n.a.	n.a.	n.a.	n.a.	0.00	0.00
18.210	14.620	0.679	2185.2	2185.2	12.381	5.022	3.06		Clay	100.0			13.82	0.99	n.a.	n.a.	0.94	0.646	n.a.	n.a.	n.a.	n.a.	0.00	0.00
18.370	18.500	0.797	2204.4	2204.4	15.785	4.580	2.95		Clay	98.9			17.49	0.99	n.a.	n.a.	0.94	0.647	n.a.	n.a.	n.a.	n.a.	0.00	0.00
18.540	43.090	0.707	2224.8	2224.8	38.694	1.683	2.37	plastic	Clay	52.9			40.73	0.99	n.a.	n.a.	0.94	0.649	n.a.	n.a.	n.a.	n.a.	0.00	0.00
18.700	11.370	0.900	2244.0	2244.0	9.134	8.779	3.31		Clay	100.0			10.75	0.98	n.a.	n.a.	0.94	0.650	n.a.	n.a.	n.a.	n.a.	0.00	0.00
18.860	12.700	1.240	2263.2	2263.2	10.223	10.719	3.33		Clay	100.0			12.00	0.98	n.a.	n.a.	0.94	0.651	n.a.	n.a.	n.a.	n.a.	0.00	0.00
19.030	29.370	1.383	2283.6	2281.8	24.742	4.898	2.82		Clay	88.7			27.76	0.98	n.a.	n.a.	0.94	0.652	n.a.	n.a.	n.a.	n.a.	0.00	0.00
19.190	39.100	1.917	2303.0	2291.1	33.126	5.052	2.74		Clay	82.1			36.96	0.98	n.a.	n.a.	0.94	0.654	n.a.	n.a.	n.a.	n.a.	0.00	0.00
19.360	11.200	1.710	2323.6	2301.1	8.725	17.038	3.52		Clay	100.0			10.59	0.98	n.a.	n.a.	0.94	0.655	n.a.	n.a.	n.a.	n.a.	0.00	0.00
19.520	38.330	1.464	2342.9	2310.5	32.165	3.940	2.67		Clay	76.9			36.23	0.98	n.a.	n.a.	0.93	0.656	n.a.	n.a.	n.a.	n.a.	0.00	0.00
19.690	4.640	1.550	2363.5	2320.4	2.981	44.812	4.15		Clay	100.0			4.39	0.98	n.a.	n.a.	0.93	0.657	n.a.	n.a.	n.a.	n.a.	0.00	0.00
19.850	52.270	1.516	2382.9	2329.8	46.010	2.968	2.48	plastic	Clay	61.1			49.40	0.97	n.a.	n.a.	0.93	0.658	n.a.	n.a.	n.a.	n.a.	0.00	0.00
20.010	48.620	2.030	2402.2	2339.2	40.543	4.281	2.63	plastic	Clay	73.1			45.95	0.97	n.a.	n.a.	0.93	0.659	n.a.	n.a.	n.a.	n.a.	0.00	0.00
20.180	46.900	1.309	2422.8	2349.1	40.985	2.866	2.50	plastic	Clay	63.2			44.33	0.97	n.a.	n.a.	0.93	0.660	n.a.	n.a.	n.a.	n.a.	0.00	0.00
20.340	31.350	1.092	2442.1	2358.5	25.549	3.623	2.72		Clay	80.9			29.63	0.97	n.a.	n.a.	0.93	0.661	n.a.	n.a.	n.a.	n.a.	0.00	0.00
20.510	8.620	0.880	2462.7	2368.5	6.239	11.909	3.53		Clay	100.0			8.15	0.97	n.a.	n.a.	0.93	0.662	n.a.	n.a.	n.a.	n.a.	0.00	0.00
20.670	8.690	0.770	2482.1	2377.9	6.265	10.336	3.48		Clay	100.0			8.21	0.97	n.a.	n.a.	0.93	0.663	n.a.	n.a.	n.a.	n.a.	0.00	0.00
20.830	23.660	1.086	2501.4	2387.2	18.774	4.847	2.91		Clay	95.6			22.36	0.97	n.a.	n.a.	0.93	0.664	n.a.	n.a.	n.a.	n.a.	0.00	0.00
21.000	29.160	1.469	2522.0	2397.2	23.276	5.265	2.86		Clay	92.0			27.56	0.97	n.a.	n.a.	0.93	0.665	n.a.	n.a.	n.a.	n.a.	0.00	0.00
21.160	31.700	1.198	2541.4	2406.6	25.288	3.938	2.75		Clay	83.1			29.96	0.97	n.a.	n.a.	0.93	0.666	n.a.	n.a.	n.a.	n.a.	0.00	0.00
21.330	28.830	0.842	2561.9	2416.5	22.800	3.058	2.71		Clay	80.2			27.25	0.97	n.a.	n.a.	0.93	0.667	n.a.	n.a.	n.a.	n.a.	0.00	0.00
21.490	10.110	0.834	2581.3	2425.9	7.271	9.453	3.41		Clay	100.0			9.56	0.96	n.a.	n.a.	0.93	0.668	n.a.	n.a.	n.a.	n.a.	0.00	0.00
21.650	15.560	0.874	2600.7	2435.3	11.711	6.128	3.13		Clay	100.0			14.71	0.96	n.a.	n.a.	0.92	0.669	n.a.	n.a.	n.a.	n.a.	0.00	0.00
21.820	18.610	1.056	2621.2	2445.3	14.149	6.107	3.07		Clay	100.0			17.59	0.96	n.a.	n.a.	0.92	0.670	n.a.	n.a.	n.a.	n.a.	0.00	0.00
21.980	17.810	1.162	2640.6	2454.6	13.436	7.049	3.12		Clay	100.0			16.83	0.96	n.a.	n.a.	0.92	0.671	n.a.	n.a.	n.a.	n.a.	0.00	0.00
22.150	38.380	1.060	2661.2	2464.6	30.065	2.860	2.60	plastic	Clay	71.3			36.28	0.96	n.a.	n.a.	0.92	0.671	n.a.	n.a.	n.a.	n.a.	0.00	0.00
22.310	21.600	1.238	2680.5	2474.0	16.378	6.113	3.02		Clay	100.0			20.42	0.96	n.a.	n.a.	0.92	0.672	n.a.	n.a.	n.a.	n.a.	0.00	0.00

CORNERSTONE EARTH GROUP

CPT No. 1

PGA (A_{max}) 0.75

Total Settlement: 0.31 (Inches)

© 2014 Cornerstone Earth Group, Inc.

Depth (ft)	q_c (tsf)	f_s (tsf)	σ_{vc} (psf)	Insitu σ'_{vc} (psf)	Q	F (%)	I_c	Layer "Plastic" PI > 7	Flag Soil Type	Fines (%)	q_{cN} near interfaces (soft layer)	Thin Layer Factor (K_H)	Interpreted q_{cN}	C_N	q_{c1N}	q_{c1N-CS}	Stress Reduction Coeff, r_d	CSR	K_σ for Sand	$CRR_{M=7.5, \sigma'vc = 1 atm}$	CRR	Factor of Safety (CRR/CSR)	Vertical Strain ε_v	Settlement (Inches)
22.470	19.140	1.368	2699.9	2483.3	14.328	7.688	3.13		Clay	100.0			18.09	0.96	n.a.	n.a.	0.92	0.673	n.a.	n.a.	n.a.	n.a.	0.00	0.00
22.640	25.470	1.872	2720.4	2493.3	19.340	7.763	3.04		Clay	100.0			24.07	0.96	n.a.	n.a.	0.92	0.674	n.a.	n.a.	n.a.	n.a.	0.00	0.00
22.800	48.720	1.641	2739.8	2502.7	41.152	3.466	2.56	plastic	Clay	67.6			46.05	0.96	n.a.	n.a.	0.92	0.674	n.a.	n.a.	n.a.	n.a.	0.00	0.00
22.970	43.650	2.218	2760.4	2512.6	33.646	5.246	2.75		Clay	82.7			41.26	0.96	n.a.	n.a.	0.92	0.675	n.a.	n.a.	n.a.	n.a.	0.00	0.00
23.130	30.630	2.637	2779.7	2522.0	23.188	9.017	3.03		Clay	100.0			28.95	0.95	n.a.	n.a.	0.92	0.676	n.a.	n.a.	n.a.	n.a.	0.00	0.00
23.290	82.550	2.506	2799.1	2531.4	70.127	3.088	2.36	plastic	Clay	51.6			78.02	0.95	n.a.	n.a.	0.92	0.677	n.a.	n.a.	n.a.	n.a.	0.00	0.00
23.460	57.780	2.417	2819.7	2541.4	48.617	4.287	2.57	plastic	Clay	68.7			54.61	0.95	n.a.	n.a.	0.92	0.677	n.a.	n.a.	n.a.	n.a.	0.00	0.00
23.620	40.680	1.567	2839.0	2550.7	30.784	3.992	2.69		Clay	78.3			38.45	0.95	n.a.	n.a.	0.92	0.678	n.a.	n.a.	n.a.	n.a.	0.00	0.00
23.790	23.770	1.739	2859.6	2560.7	17.449	7.783	3.07		Clay	100.0			22.47	0.95	n.a.	n.a.	0.91	0.679	n.a.	n.a.	n.a.	n.a.	0.00	0.00
23.950	23.470	1.498	2879.0	2570.1	17.144	6.800	3.04		Clay	100.0			22.18	0.95	n.a.	n.a.	0.91	0.679	n.a.	n.a.	n.a.	n.a.	0.00	0.00
24.110	49.690	1.659	2898.3	2579.4	41.298	3.439	2.55	plastic	Clay	67.3			46.97	0.95	n.a.	n.a.	0.91	0.680	n.a.	n.a.	n.a.	n.a.	0.00	0.00
24.280	25.200	1.165	2918.9	2589.4	18.337	4.905	2.92		Clay	96.5			23.82	0.95	n.a.	n.a.	0.91	0.680	n.a.	n.a.	n.a.	n.a.	0.00	0.00
24.440	23.160	0.855	2938.2	2598.8	16.693	3.941	2.89		Clay	94.1			21.89	0.95	n.a.	n.a.	0.91	0.681	n.a.	n.a.	n.a.	n.a.	0.00	0.00
24.610	6.810	0.655	2958.8	2608.7	4.087	12.288	3.67		Clay	100.0			6.44	0.95	n.a.	n.a.	0.91	0.682	n.a.	n.a.	n.a.	n.a.	0.00	0.00
24.770	8.570	0.689	2978.2	2618.1	5.409	9.733	3.52		Clay	100.0			8.10	0.95	n.a.	n.a.	0.91	0.682	n.a.	n.a.	n.a.	n.a.	0.00	0.00
24.930	10.550	0.725	2997.5	2627.5	6.890	8.004	3.38		Clay	100.0			9.97	0.94	n.a.	n.a.	0.91	0.683	n.a.	n.a.	n.a.	n.a.	0.00	0.00
25.100	10.340	0.753	3018.1	2637.5	6.697	8.528	3.41		Clay	100.0			9.77	0.94	n.a.	n.a.	0.91	0.683	n.a.	n.a.	n.a.	n.a.	0.00	0.00
25.260	10.370	0.681	3037.5	2646.8	6.688	7.695	3.38		Clay	100.0			9.80	0.94	n.a.	n.a.	0.91	0.684	n.a.	n.a.	n.a.	n.a.	0.00	0.00
25.430	10.420	0.866	3058.0	2656.8	6.693	9.736	3.45		Clay	100.0			9.85	0.94	n.a.	n.a.	0.91	0.684	n.a.	n.a.	n.a.	n.a.	0.00	0.00
25.590	52.330	0.843	3077.4	2666.2	42.768	1.659	2.34	plastic	Clay	49.8			49.46	0.94	n.a.	n.a.	0.91	0.685	n.a.	n.a.	n.a.	n.a.	0.00	0.00
25.750	48.160	2.611	3096.8	2675.6	34.843	5.601	2.76		Clay	83.4			45.52	0.94	n.a.	n.a.	0.90	0.685	n.a.	n.a.	n.a.	n.a.	0.00	0.00
25.920	7.160	1.389	3117.3	2685.5	4.172	24.794	3.87		Clay	100.0			6.77	0.94	n.a.	n.a.	0.90	0.686	n.a.	n.a.	n.a.	n.a.	0.00	0.00
26.080	19.170	1.623	3136.7	2694.9	13.063	9.222	3.21		Clay	100.0			18.12	0.94	n.a.	n.a.	0.90	0.686	n.a.	n.a.	n.a.	n.a.	0.00	0.00
26.250	38.090	1.691	3157.3	2704.9	26.997	4.631	2.78		Clay	85.2			36.00	0.94	n.a.	n.a.	0.90	0.686	n.a.	n.a.	n.a.	n.a.	0.00	0.00
26.410	12.210	0.982	3176.6	2714.2	7.827	9.247	3.38		Clay	100.0			11.54	0.94	n.a.	n.a.	0.90	0.687	n.a.	n.a.	n.a.	n.a.	0.00	0.00
26.570	11.470	0.686	3196.0	2723.6	7.249	6.947	3.33		Clay	100.0			10.84	0.94	n.a.	n.a.	0.90	0.687	n.a.	n.a.	n.a.	n.a.	0.00	0.00
26.740	10.280	0.641	3216.5	2733.6	6.345	7.386	3.39		Clay	100.0			9.72	0.93	n.a.	n.a.	0.90	0.688	n.a.	n.a.	n.a.	n.a.	0.00	0.00
26.900	8.650	0.573	3235.9	2742.9	5.127	8.148	3.49		Clay	100.0			8.18	0.93	n.a.	n.a.	0.90	0.688	n.a.	n.a.	n.a.	n.a.	0.00	0.00
27.070	7.950	0.528	3256.5	2752.9	4.593	8.355	3.53		Clay	100.0			7.51	0.93	n.a.	n.a.	0.90	0.688	n.a.	n.a.	n.a.	n.a.	0.00	0.00
27.230	8.370	0.499	3275.8	2762.3	4.874	7.411	3.48		Clay	100.0			7.91	0.93	n.a.	n.a.	0.90	0.689	n.a.	n.a.	n.a.	n.a.	0.00	0.00
27.400	8.390	0.584	3296.4	2772.2	4.864	8.658	3.52		Clay	100.0			7.93	0.93	n.a.	n.a.	0.90	0.689	n.a.	n.a.	n.a.	n.a.	0.00	0.00
27.560	9.660	0.644	3315.8	2781.6	5.754	8.053	3.44		Clay	100.0			9.13	0.93	n.a.	n.a.	0.90	0.689	n.a.	n.a.	n.a.	n.a.	0.00	0.00
27.720	12.970	0.740	3335.1	2791.0	8.099	6.548	3.27		Clay	100.0			12.26	0.93	n.a.	n.a.	0.89	0.690	n.a.	n.a.	n.a.	n.a.	0.00	0.00
27.890	12.970	0.802	3355.7	2801.0	8.063	7.099	3.30		Clay	100.0			12.26	0.93	n.a.	n.a.	0.89	0.690	n.a.	n.a.	n.a.	n.a.	0.00	0.00
28.050	13.410	0.895	3375.1	2810.3	8.342	7.631	3.30		Clay	100.0			12.67	0.93	n.a.	n.a.	0.89	0.690	n.a.	n.a.	n.a.	n.a.	0.00	0.00
28.220	13.540	0.955	3395.6	2820.3	8.398	8.061	3.32		Clay	100.0			12.80	0.93	n.a.	n.a.	0.89	0.691	n.a.	n.a.	n.a.	n.a.	0.00	0.00
28.380	13.430	0.905	3415.0	2829.7	8.285	7.720	3.31		Clay	100.0			12.69	0.93	n.a.	n.a.	0.89	0.691	n.a.	n.a.	n.a.	n.a.	0.00	0.00
28.540	13.110	0.841	3434.3	2839.0	8.026	7.379	3.31		Clay	100.0			12.39	0.93	n.a.	n.a.	0.89	0.691	n.a.	n.a.	n.a.	n.a.	0.00	0.00
28.710	12.210	0.787	3454.9	2849.0	7.359	7.504	3.34		Clay	100.0			11.54	0.92	n.a.	n.a.	0.89	0.691	n.a.	n.a.	n.a.	n.a.	0.00	0.00
28.870	11.870	0.776	3474.3	2858.4	7.090	7.657	3.36		Clay	100.0			11.22	0.92	n.a.	n.a.	0.89	0.692	n.a.	n.a.	n.a.	n.a.	0.00	0.00
29.040	11.380	0.750	3494.8	2868.3	6.716	7.787	3.38		Clay	100.0			10.76	0.92	n.a.	n.a.	0.89	0.692	n.a.	n.a.	n.a.	n.a.	0.00	0.00
29.200	11.040	0.721	3514.2	2877.7	6.452	7.767	3.40		Clay	100.0			10.43	0.92	n.a.	n.a.	0.89	0.692	n.a.	n.a.	n.a.	n.a.	0.00	0.00
29.360	10.910	0.615	3533.6	2887.1	6.334	6.726	3.36		Clay	100.0			10.31	0.92	n.a.	n.a.	0.89	0.692	n.a.	n.a.	n.a.	n.a.	0.00	0.00
29.530	10.270	0.533	3554.1	2897.1	5.863	6.275	3.37		Clay	100.0			9.71	0.92	n.a.	n.a.	0.89	0.692	n.a.	n.a.	n.a.	n.a.	0.00	0.00
29.690	8.850	0.486	3573.5	2906.4	4.860	6.874	3.46		Clay	100.0			8.36	0.92	n.a.	n.a.	0.88	0.693	n.a.	n.a.	n.a.	n.a.	0.00	0.00
29.860	8.490	0.500	3594.1	2916.4	4.590	7.468	3.50		Clay	100.0			8.02	0.92	n.a.	n.a.	0.88	0.693	n.a.	n.a.	n.a.	n.a.	0.00	0.00
30.020	8.840	0.532	3613.4	2925.8	4.808	7.563	3.49		Clay	100.0			8.36	0.92	n.a.	n.a.	0.88	0.693	n.a.	n.a.	n.a.	n.a.	0.00	0.00
30.180	9.730	0.542	3632.8	2935.1	5.392	6.853	3.42		Clay	100.0			9.20	0.92	n.a.	n.a.	0.88	0.693	n.a.	n.a.	n.a.	n.a.	0.00	0.00
30.350	9.410	0.527	3653.4	2945.1	5.150	6.952	3.44		Clay	100.0			8.89	0.92	n.a.	n.a.	0.88	0.693	n.a.	n.a.	n.a.	n.a.	0.00	0.00
30.510	8.960	0.505	3672.7	2954.5	4.822	7.093	3.47		Clay	100.0			8.47	0.92	n.a.	n.a.	0.88	0.693	n.a.	n.a.	n.a.	n.a.	0.00	0.00
30.680	9.050	0.504	3693.3	2964.4	4.860	6.994	3.47		Clay	100.0			8.55	0.91	n.a.	n.a.	0.88	0.693	n.a.	n.a.	n.a.	n.a.	0.00	0.00
30.840	8.400	0.472	3712.6	2973.8	4.401	7.213	3.51		Clay	100.0			7.94	0.91	n.a.	n.a.	0.88	0.694	n.a.	n.a.	n.a.	n.a.	0.00	0.00
31.000	8.000	0.453	3732.0	2983.2	4.112	7.392	3.54		Clay	100.0			7.56	0.91	n.a.	n.a.	0.88	0.694	n.a.	n.a.	n.a.	n.a.	0.00	0.00
31.170	8.410	0.504	3752.6	2993.2	4.366	7.709	3.53		Clay	100.0			7.95	0.91	n.a.	n.a.	0.88	0.694	n.a.	n.a.	n.a.	n.a.	0.00	0.00
31.330	8.940	0.541	3771.9	3002.5	4.699	7.671	3.50		Clay	100.0			8.45	0.91	n.a.	n.a.	0.88	0.694	n.a.	n.a.	n.a.	n.a.	0.00	0.00
31.500	9.620	0.587	3792.5	3012.5	5.128	7.597	3.47		Clay	100.0			9.09	0.91	n.a.	n.a.	0.87	0.694	n.a.	n.a.	n.a.	n.a.	0.00	0.00
31.660	10.110	0.614	3811.9	3021.9	5.430	7.488	3.44		Clay	100.0			9.56	0.91	n.a.	n.a.	0.87	0.694	n.a.	n.a.	n.a.	n.a.	0.00	0.00
31.820	10.230	0.587	3831.2	3031.3	5.486	7.054	3.43		Clay	100.0			9.67	0.91	n.a.	n.a.	0.87	0.694	n.a.	n.a.	n.a.	n.a.	0.00	0.00
31.990	9.320	0.526	3851.8	3041.2	4.863	7.118	3.47		Clay	100.0			8.81	0.91	n.a.	n.a.	0.87	0.694	n.a.	n.a.	n.a.	n.a.	0.00	0.00
32.150	8.960	0.531	3871.2	3050.6	4.605	7.555	3.50		Clay	100.0			8.47	0.91	n.a.	n.a.	0.87	0.694	n.a.	n.a.	n.a.	n.a.	0.00	0.00
32.320	9.190	0.561	3891.7	3060.6	4.734	7.748	3.50		Clay	100.0			8.69	0.91	n.a.	n.a.	0.87	0.694	n.a.	n.a.	n.a.	n.a.	0.00	0.00
32.480	9.420	0.599	3911.1	3069.9	4.863	8.030	3.50		Clay	100.0			8.90	0.91	n.a.	n.a.	0.87	0.694	n.a.	n.a.	n.a.	n.a.	0.00	0.00
32.640	9.320	0.627	3930.4	3079.3	4.777	8.521	3.52		Clay	100.0			8.81	0.91	n.a.	n.a.	0.87	0.694	n.a.	n.a.	n.a.	n.a.	0.00	0.00
32.810	9.370	0.610	3951.0	3089.3	4.787	8.248	3.51		Clay	100.0			8.86	0.90	n.a.	n.a.	0.87	0.694	n.a.	n.a.	n.a.	n.a.	0.00	0.00
32.970	9.110	0.530	3970.4	3098.6	4.599	7.437	3.50		Clay	100.0			8.61	0.90	n.a.	n.a.	0.87	0.694	n.a.	n.a.	n.a.	n.a.	0.00	0.00
33.140	8.630	0.467	3990.9	3108.6	4.268	7.033	3.51		Clay	100.0			8.16	0.90	n.a.	n.a.	0.87	0.694	n.a.	n.a.	n.a.	n.a.	0.00	0.00
33.300	8.090	0.411	4010.3	3118.0	3.903	6.751	3.53		Clay	100.0			7.65	0.90	n.a.	n.a.	0.87	0.694	n.a.	n.a.	n.a.	n.a.	0.00	0.00

CORNERSTONE EARTH GROUP

CPT No. 1

PGA (A_{max}) 0.75

Total Settlement: 0.31 (Inches)

© 2014 Cornerstone Earth Group, Inc.

Depth (ft)	q_c (tsf)	f_s (tsf)	σ_{vc} (psf)	Insitu σ'_{vc} (psf)	Q	F (%)	I_c	Layer "Plastic" PI > 7	Flag Soil Type	Fines (%)	q_{cN} near interfaces (soft layer)	Thin Layer Factor (K_H)	Interpreted q_{cN}	C_N	q_{c1N}	q_{c1N-CS}	Stress Reduction Coeff, r_d	CSR	K_σ for Sand	$CRR_{M=7.5, \sigma'vc = 1 atm}$	CRR	Factor of Safety (CRR/CSR)	Vertical Strain ε_v	Settlement (Inches)
33.460	7.980	0.417	4029.7	3127.4	3.815	6.986	3.55		Clay	100.0			7.54	0.90	n.a.	n.a.	0.86	0.694	n.a.	n.a.	n.a.	n.a.	0.00	0.00
33.630	8.190	0.448	4050.2	3137.3	3.930	7.262	3.55		Clay	100.0			7.74	0.90	n.a.	n.a.	0.86	0.694	n.a.	n.a.	n.a.	n.a.	0.00	0.00
33.790	8.760	0.503	4069.6	3146.7	4.274	7.485	3.53		Clay	100.0			8.28	0.90	n.a.	n.a.	0.86	0.694	n.a.	n.a.	n.a.	n.a.	0.00	0.00
33.960	9.410	0.537	4090.2	3156.7	4.666	7.291	3.49		Clay	100.0			8.89	0.90	n.a.	n.a.	0.86	0.694	n.a.	n.a.	n.a.	n.a.	0.00	0.00
34.120	9.900	0.556	4109.5	3166.0	4.956	7.085	3.46		Clay	100.0			9.36	0.90	n.a.	n.a.	0.86	0.694	n.a.	n.a.	n.a.	n.a.	0.00	0.00
34.280	10.080	0.545	4128.9	3175.4	5.049	6.801	3.45		Clay	100.0			9.53	0.90	n.a.	n.a.	0.86	0.694	n.a.	n.a.	n.a.	n.a.	0.00	0.00
34.450	9.800	0.517	4149.5	3185.4	4.850	6.690	3.45		Clay	100.0			9.26	0.90	n.a.	n.a.	0.86	0.694	n.a.	n.a.	n.a.	n.a.	0.00	0.00
34.610	9.570	0.486	4168.8	3194.7	4.686	6.496	3.46		Clay	100.0			9.05	0.90	n.a.	n.a.	0.86	0.694	n.a.	n.a.	n.a.	n.a.	0.00	0.00
34.780	9.260	0.431	4189.4	3204.7	4.472	6.018	3.46		Clay	100.0			8.75	0.90	n.a.	n.a.	0.86	0.694	n.a.	n.a.	n.a.	n.a.	0.00	0.00
34.940	8.750	0.401	4208.7	3214.1	4.135	6.027	3.48		Clay	100.0			8.27	0.90	n.a.	n.a.	0.86	0.694	n.a.	n.a.	n.a.	n.a.	0.00	0.00
35.100	7.990	0.342	4228.1	3223.5	3.646	5.825	3.52		Clay	100.0			7.55	0.89	n.a.	n.a.	0.86	0.694	n.a.	n.a.	n.a.	n.a.	0.00	0.00
35.270	7.530	0.299	4248.7	3233.4	3.344	5.524	3.54		Clay	100.0			7.12	0.89	n.a.	n.a.	0.85	0.694	n.a.	n.a.	n.a.	n.a.	0.00	0.00
35.430	7.210	0.285	4268.0	3242.8	3.131	5.605	3.57		Clay	100.0			6.81	0.89	n.a.	n.a.	0.85	0.694	n.a.	n.a.	n.a.	n.a.	0.00	0.00
35.600	7.030	0.276	4288.6	3252.8	3.004	5.657	3.58		Clay	100.0			6.64	0.89	n.a.	n.a.	0.85	0.694	n.a.	n.a.	n.a.	n.a.	0.00	0.00
35.760	6.800	0.305	4308.0	3262.1	2.848	6.556	3.64		Clay	100.0			6.43	0.89	n.a.	n.a.	0.85	0.693	n.a.	n.a.	n.a.	n.a.	0.00	0.00
35.930	7.290	0.333	4328.5	3272.1	3.133	6.495	3.60		Clay	100.0			6.89	0.89	n.a.	n.a.	0.85	0.693	n.a.	n.a.	n.a.	n.a.	0.00	0.00
36.090	8.080	0.336	4347.9	3281.5	3.600	5.687	3.52		Clay	100.0			7.64	0.89	n.a.	n.a.	0.85	0.693	n.a.	n.a.	n.a.	n.a.	0.00	0.00
36.250	8.550	0.342	4367.3	3290.9	3.869	5.375	3.48		Clay	100.0			8.08	0.89	n.a.	n.a.	0.85	0.693	n.a.	n.a.	n.a.	n.a.	0.00	0.00
36.420	8.400	0.331	4387.8	3300.8	3.760	5.325	3.49		Clay	100.0			7.94	0.89	n.a.	n.a.	0.85	0.693	n.a.	n.a.	n.a.	n.a.	0.00	0.00
36.580	7.870	0.305	4407.2	3310.2	3.424	5.376	3.52		Clay	100.0			7.44	0.89	n.a.	n.a.	0.85	0.693	n.a.	n.a.	n.a.	n.a.	0.00	0.00
36.750	7.660	0.291	4427.8	3320.2	3.281	5.347	3.54		Clay	100.0			7.24	0.89	n.a.	n.a.	0.85	0.693	n.a.	n.a.	n.a.	n.a.	0.00	0.00
36.910	7.750	0.311	4447.1	3329.5	3.320	5.622	3.55		Clay	100.0			7.33	0.89	n.a.	n.a.	0.85	0.693	n.a.	n.a.	n.a.	n.a.	0.00	0.00
37.070	8.290	0.367	4466.5	3338.9	3.628	6.058	3.53		Clay	100.0			7.84	0.89	n.a.	n.a.	0.84	0.692	n.a.	n.a.	n.a.	n.a.	0.00	0.00
37.240	10.080	0.413	4487.0	3348.9	4.680	5.268	3.41		Clay	100.0			9.53	0.89	n.a.	n.a.	0.84	0.692	n.a.	n.a.	n.a.	n.a.	0.00	0.00
37.400	9.790	0.454	4506.4	3358.2	4.489	6.017	3.46		Clay	100.0			9.25	0.89	n.a.	n.a.	0.84	0.692	n.a.	n.a.	n.a.	n.a.	0.00	0.00
37.570	9.670	0.481	4527.0	3368.2	4.398	6.492	3.48		Clay	100.0			9.14	0.88	n.a.	n.a.	0.84	0.692	n.a.	n.a.	n.a.	n.a.	0.00	0.00
37.730	9.710	0.507	4546.3	3377.6	4.404	6.817	3.49		Clay	100.0			9.18	0.88	n.a.	n.a.	0.84	0.692	n.a.	n.a.	n.a.	n.a.	0.00	0.00
37.890	10.870	0.534	4565.7	3387.0	5.071	6.216	3.42		Clay	100.0			10.27	0.88	n.a.	n.a.	0.84	0.692	n.a.	n.a.	n.a.	n.a.	0.00	0.00
38.060	11.910	0.540	4586.3	3396.9	5.662	5.613	3.36		Clay	100.0			11.26	0.88	n.a.	n.a.	0.84	0.691	n.a.	n.a.	n.a.	n.a.	0.00	0.00
38.220	11.490	0.482	4605.6	3406.3	5.394	5.250	3.36		Clay	100.0			10.86	0.88	n.a.	n.a.	0.84	0.691	n.a.	n.a.	n.a.	n.a.	0.00	0.00
38.390	10.480	0.412	4626.2	3416.3	4.781	5.048	3.39		Clay	100.0			9.91	0.88	n.a.	n.a.	0.84	0.691	n.a.	n.a.	n.a.	n.a.	0.00	0.00
38.550	8.800	0.319	4645.6	3425.6	3.782	4.928	3.47		Clay	100.0			8.32	0.88	n.a.	n.a.	0.84	0.691	n.a.	n.a.	n.a.	n.a.	0.00	0.00
38.710	8.260	0.289	4664.9	3435.0	3.451	4.877	3.50		Clay	100.0			7.81	0.88	n.a.	n.a.	0.84	0.691	n.a.	n.a.	n.a.	n.a.	0.00	0.00
38.880	8.400	0.375	4685.5	3445.0	3.517	6.183	3.55		Clay	100.0			7.94	0.88	n.a.	n.a.	0.84	0.690	n.a.	n.a.	n.a.	n.a.	0.00	0.00
39.040	9.510	0.696	4704.8	3454.3	4.144	9.730	3.61		Clay	100.0			8.99	0.88	n.a.	n.a.	0.83	0.690	n.a.	n.a.	n.a.	n.a.	0.00	0.00
39.210	14.220	1.016	4725.4	3464.3	6.845	8.566	3.40		Clay	100.0			13.44	0.88	n.a.	n.a.	0.83	0.690	n.a.	n.a.	n.a.	n.a.	0.00	0.00
39.370	30.070	1.443	4744.8	3473.7	15.947	5.210	2.98		Clay	100.0			28.42	0.88	n.a.	n.a.	0.83	0.690	n.a.	n.a.	n.a.	n.a.	0.00	0.00
39.530	34.590	1.239	4764.1	3483.1	18.494	3.847	2.85		Clay	90.8			32.69	0.88	n.a.	n.a.	0.83	0.690	n.a.	n.a.	n.a.	n.a.	0.00	0.00
39.700	33.740	0.614	4784.7	3493.0	17.949	1.957	2.68		Clay	77.6			31.89	0.88	n.a.	n.a.	0.83	0.689	n.a.	n.a.	n.a.	n.a.	0.00	0.00
39.860	36.920	0.362	4804.1	3502.4	25.359	1.048	2.41	plastic	Clay	55.8			34.90	0.88	n.a.	n.a.	0.83	0.689	n.a.	n.a.	n.a.	n.a.	0.00	0.00
40.030	27.320	0.348	4824.6	3512.4	14.183	1.399	2.69		Clay	78.3			25.82	0.87	n.a.	n.a.	0.83	0.689	n.a.	n.a.	n.a.	n.a.	0.00	0.00
40.190	15.470	0.412	4844.0	3521.7	7.410	3.161	3.12		Clay	100.0			14.62	0.87	n.a.	n.a.	0.83	0.689	n.a.	n.a.	n.a.	n.a.	0.00	0.00
40.350	11.790	0.483	4863.4	3531.1	5.301	5.163	3.36		Clay	100.0			11.14	0.87	n.a.	n.a.	0.83	0.688	n.a.	n.a.	n.a.	n.a.	0.00	0.00
40.520	11.860	0.583	4883.9	3541.1	5.319	6.194	3.40		Clay	100.0			11.21	0.87	n.a.	n.a.	0.83	0.688	n.a.	n.a.	n.a.	n.a.	0.00	0.00
40.680	11.940	0.507	4903.3	3550.4	5.345	5.344	3.36		Clay	100.0			11.29	0.87	n.a.	n.a.	0.83	0.688	n.a.	n.a.	n.a.	n.a.	0.00	0.00
40.850	12.000	0.515	4923.9	3560.4	5.358	5.399	3.37		Clay	100.0			11.34	0.87	n.a.	n.a.	0.82	0.687	n.a.	n.a.	n.a.	n.a.	0.00	0.00
41.010	11.580	0.565	4943.2	3569.8	5.103	6.202	3.42		Clay	100.0			10.95	0.87	n.a.	n.a.	0.82	0.687	n.a.	n.a.	n.a.	n.a.	0.00	0.00
41.170	12.890	0.584	4962.6	3579.2	5.816	5.610	3.35		Clay	100.0			12.18	0.87	n.a.	n.a.	0.82	0.687	n.a.	n.a.	n.a.	n.a.	0.00	0.00
41.340	12.950	0.575	4983.1	3589.1	5.828	5.501	3.34		Clay	100.0			12.24	0.87	n.a.	n.a.	0.82	0.687	n.a.	n.a.	n.a.	n.a.	0.00	0.00
41.500	12.070	0.606	5002.5	3598.5	5.318	6.331	3.41		Clay	100.0			11.41	0.87	n.a.	n.a.	0.82	0.686	n.a.	n.a.	n.a.	n.a.	0.00	0.00
41.670	12.560	0.642	5023.1	3608.5	5.569	6.387	3.39		Clay	100.0			11.87	0.87	n.a.	n.a.	0.82	0.686	n.a.	n.a.	n.a.	n.a.	0.00	0.00
41.830	13.450	0.445	5042.4	3617.8	6.042	4.069	3.25		Clay	100.0			12.71	0.87	n.a.	n.a.	0.82	0.686	n.a.	n.a.	n.a.	n.a.	0.00	0.00
41.990	13.500	0.655	5061.8	3627.2	6.048	5.975	3.35		Clay	100.0			12.76	0.87	n.a.	n.a.	0.82	0.686	n.a.	n.a.	n.a.	n.a.	0.00	0.00
42.160	13.130	0.649	5082.4	3637.2	5.823	6.124	3.37		Clay	100.0			12.41	0.87	n.a.	n.a.	0.82	0.685	n.a.	n.a.	n.a.	n.a.	0.00	0.00
42.320	9.000	0.688	5101.7	3646.6	3.537	10.670	3.69		Clay	100.0			8.51	0.87	n.a.	n.a.	0.82	0.685	n.a.	n.a.	n.a.	n.a.	0.00	0.00
42.490	13.880	0.720	5122.3	3656.5	6.191	6.360	3.36		Clay	100.0			13.12	0.87	n.a.	n.a.	0.82	0.685	n.a.	n.a.	n.a.	n.a.	0.00	0.00
42.650	13.870	0.682	5141.7	3665.9	6.164	6.038	3.34		Clay	100.0			13.11	0.87	n.a.	n.a.	0.81	0.684	n.a.	n.a.	n.a.	n.a.	0.00	0.00
42.810	12.450	0.644	5161.0	3675.3	5.371	6.528	3.41		Clay	100.0			11.77	0.86	n.a.	n.a.	0.81	0.684	n.a.	n.a.	n.a.	n.a.	0.00	0.00
42.980	12.000	0.623	5181.6	3685.2	5.106	6.624	3.43		Clay	100.0			11.34	0.86	n.a.	n.a.	0.81	0.684	n.a.	n.a.	n.a.	n.a.	0.00	0.00
43.140	11.920	0.628	5200.9	3694.6	5.045	6.737	3.44		Clay	100.0			11.27	0.86	n.a.	n.a.	0.81	0.683	n.a.	n.a.	n.a.	n.a.	0.00	0.00
43.310	12.170	0.637	5221.5	3704.6	5.161	6.658	3.43		Clay	100.0			11.50	0.86	n.a.	n.a.	0.81	0.683	n.a.	n.a.	n.a.	n.a.	0.00	0.00
43.470	12.420	0.631	5240.9	3713.9	5.277	6.435	3.42		Clay	100.0			11.74	0.86	n.a.	n.a.	0.81	0.683	n.a.	n.a.	n.a.	n.a.	0.00	0.00
43.640	12.930	0.600	5261.4	3723.9	5.531	5.828	3.37		Clay	100.0			12.22	0.86	n.a.	n.a.	0.81	0.682	n.a.	n.a.	n.a.	n.a.	0.00	0.00
43.800	12.600	0.598	5280.8	3733.3	5.336	6.007	3.39		Clay	100.0			11.91	0.86	n.a.	n.a.	0.81	0.682	n.a.	n.a.	n.a.	n.a.	0.00	0.00
43.960	11.880	0.613	5300.2	3742.7	4.932	6.643	3.45		Clay	100.0			11.23	0.86	n.a.	n.a.	0.81	0.682	n.a.	n.a.	n.a.	n.a.	0.00	0.00
44.130	11.680	0.626	5320.7	3752.6	4.807	6.936	3.47		Clay	100.0			11.04	0.86	n.a.	n.a.	0.81	0.681	n.a.	n.a.	n.a.	n.a.	0.00	0.00
44.290	11.640	0.626	5340.1	3762.0	4.769	6.981	3.47		Clay	100.0			11.00	0.86	n.a.	n.a.	0.81	0.681	n.a.	n.a.	n.a.	n.a.	0.00	0.00

CORNERSTONE EARTH GROUP

CPT No. 1

PGA (A_{max}) 0.75

Total Settlement: 0.31 (Inches)

© 2014 Cornerstone Earth Group, Inc.

Depth (ft)	q_c (tsf)	f_s (tsf)	σ_{vc} (psf)	Insitu σ'_{vc} (psf)	Q	F (%)	I_c	Layer "Plastic" PI > 7	Flag Soil Type	Fines (%)	q_{cN} near interfaces (soft layer)	Thin Layer Factor (K_H)	Interpreted q_{cN}	C_N	q_{c1N}	q_{c1N-CS}	Stress Reduction Coeff, r_d	CSR	K_σ for Sand	$CRR_{M=7.5, \sigma'vc = 1 atm}$	CRR	Factor of Safety (CRR/CSR)	Vertical Strain ε_v	Settlement (Inches)
44.460	11.900	0.568	5360.7	3772.0	4.889	6.162	3.43		Clay	100.0			11.25	0.86	n.a.	n.a.	0.80	0.681	n.a.	n.a.	n.a.	n.a.	0.00	0.00
44.620	11.260	0.508	5380.0	3781.3	4.533	5.930	3.45		Clay	100.0			10.64	0.86	n.a.	n.a.	0.80	0.680	n.a.	n.a.	n.a.	n.a.	0.00	0.00
44.780	11.550	0.553	5399.4	3790.7	4.669	6.246	3.45		Clay	100.0			10.92	0.86	n.a.	n.a.	0.80	0.680	n.a.	n.a.	n.a.	n.a.	0.00	0.00
44.950	13.050	0.607	5420.0	3800.7	5.441	5.867	3.38		Clay	100.0			12.33	0.86	n.a.	n.a.	0.80	0.680	n.a.	n.a.	n.a.	n.a.	0.00	0.00
45.110	14.370	0.737	5439.3	3810.0	6.116	6.323	3.36		Clay	100.0			13.58	0.86	n.a.	n.a.	0.80	0.679	n.a.	n.a.	n.a.	n.a.	0.00	0.00
45.280	16.730	0.855	5459.9	3820.0	7.330	6.104	3.29		Clay	100.0			15.81	0.86	n.a.	n.a.	0.80	0.679	n.a.	n.a.	n.a.	n.a.	0.00	0.00
45.440	20.580	0.863	5479.2	3829.4	9.318	4.836	3.14		Clay	100.0			19.45	0.86	n.a.	n.a.	0.80	0.679	n.a.	n.a.	n.a.	n.a.	0.00	0.00
45.600	22.770	0.869	5498.6	3838.8	10.431	4.340	3.08		Clay	100.0			21.52	0.85	n.a.	n.a.	0.80	0.678	n.a.	n.a.	n.a.	n.a.	0.00	0.00
45.770	24.800	0.881	5519.2	3848.7	11.453	3.996	3.02		Clay	100.0			23.44	0.85	n.a.	n.a.	0.80	0.678	n.a.	n.a.	n.a.	n.a.	0.00	0.00
45.930	23.940	1.007	5538.5	3858.1	10.975	4.755	3.08		Clay	100.0			22.63	0.85	n.a.	n.a.	0.80	0.677	n.a.	n.a.	n.a.	n.a.	0.00	0.00
46.100	21.450	1.021	5559.1	3868.1	9.654	5.467	3.16		Clay	100.0			20.27	0.85	n.a.	n.a.	0.80	0.677	n.a.	n.a.	n.a.	n.a.	0.00	0.00
46.260	19.320	0.882	5578.5	3877.4	8.527	5.334	3.20		Clay	100.0			18.26	0.85	n.a.	n.a.	0.80	0.677	n.a.	n.a.	n.a.	n.a.	0.00	0.00
46.420	17.150	0.785	5597.8	3886.8	7.385	5.468	3.26		Clay	100.0			16.21	0.85	n.a.	n.a.	0.79	0.676	n.a.	n.a.	n.a.	n.a.	0.00	0.00
46.590	16.400	0.747	5618.4	3896.8	6.975	5.497	3.28		Clay	100.0			15.50	0.85	n.a.	n.a.	0.79	0.676	n.a.	n.a.	n.a.	n.a.	0.00	0.00
46.750	15.770	0.766	5637.8	3906.2	6.631	5.915	3.31		Clay	100.0			14.91	0.85	n.a.	n.a.	0.79	0.675	n.a.	n.a.	n.a.	n.a.	0.00	0.00
46.920	13.940	0.729	5658.3	3916.1	5.674	6.558	3.39		Clay	100.0			13.18	0.85	n.a.	n.a.	0.79	0.675	n.a.	n.a.	n.a.	n.a.	0.00	0.00
47.080	11.560	0.634	5677.7	3925.5	4.443	7.269	3.51		Clay	100.0			10.93	0.85	n.a.	n.a.	0.79	0.675	n.a.	n.a.	n.a.	n.a.	0.00	0.00
47.240	9.930	0.461	5697.0	3934.9	3.599	6.504	3.55		Clay	100.0			9.39	0.85	n.a.	n.a.	0.79	0.674	n.a.	n.a.	n.a.	n.a.	0.00	0.00
47.410	8.790	0.425	5717.6	3944.8	3.007	7.167	3.64		Clay	100.0			8.31	0.85	n.a.	n.a.	0.79	0.674	n.a.	n.a.	n.a.	n.a.	0.00	0.00
47.570	9.720	0.427	5737.0	3954.2	3.465	6.234	3.56		Clay	100.0			9.19	0.85	n.a.	n.a.	0.79	0.674	n.a.	n.a.	n.a.	n.a.	0.00	0.00
47.740	11.190	0.479	5757.5	3964.2	4.193	5.762	3.47		Clay	100.0			10.58	0.85	n.a.	n.a.	0.79	0.673	n.a.	n.a.	n.a.	n.a.	0.00	0.00
47.900	10.230	0.507	5776.9	3973.5	3.695	6.902	3.56		Clay	100.0			9.67	0.85	n.a.	n.a.	0.79	0.673	n.a.	n.a.	n.a.	n.a.	0.00	0.00
48.060	10.770	0.530	5796.3	3982.9	3.953	6.737	3.53		Clay	100.0			10.18	0.85	n.a.	n.a.	0.79	0.672	n.a.	n.a.	n.a.	n.a.	0.00	0.00
48.230	11.940	0.557	5816.8	3992.9	4.524	6.172	3.46		Clay	100.0			11.29	0.85	n.a.	n.a.	0.78	0.672	n.a.	n.a.	n.a.	n.a.	0.00	0.00
48.390	13.150	0.645	5836.2	4002.3	5.113	6.306	3.42		Clay	100.0			12.43	0.85	n.a.	n.a.	0.78	0.671	n.a.	n.a.	n.a.	n.a.	0.00	0.00
48.560	14.530	0.691	5856.8	4012.2	5.783	5.953	3.36		Clay	100.0			13.73	0.84	n.a.	n.a.	0.78	0.671	n.a.	n.a.	n.a.	n.a.	0.00	0.00
48.720	15.240	0.691	5876.1	4021.6	6.118	5.619	3.33		Clay	100.0			14.40	0.84	n.a.	n.a.	0.78	0.671	n.a.	n.a.	n.a.	n.a.	0.00	0.00
48.880	15.530	0.615	5895.5	4031.0	6.243	4.890	3.29		Clay	100.0			14.68	0.84	n.a.	n.a.	0.78	0.670	n.a.	n.a.	n.a.	n.a.	0.00	0.00
49.050	15.350	0.593	5916.1	4040.9	6.133	4.785	3.29		Clay	100.0			14.51	0.84	n.a.	n.a.	0.78	0.670	n.a.	n.a.	n.a.	n.a.	0.00	0.00
49.210	15.690	0.586	5935.4	4050.3	6.282	4.607	3.27		Clay	100.0			14.83	0.84	n.a.	n.a.	0.78	0.669	n.a.	n.a.	n.a.	n.a.	0.00	0.00
49.380	15.210	0.609	5956.0	4060.3	6.025	4.978	3.30		Clay	100.0			14.38	0.84	n.a.	n.a.	0.78	0.669	n.a.	n.a.	n.a.	n.a.	0.00	0.00
49.540	14.860	0.543	5975.3	4069.6	5.835	4.575	3.29		Clay	100.0			14.05	0.84	n.a.	n.a.	0.78	0.669	n.a.	n.a.	n.a.	n.a.	0.00	0.00
49.700	13.890	0.475	5994.7	4079.0	5.341	4.363	3.31		Clay	100.0			13.13	0.84	n.a.	n.a.	0.78	0.668	n.a.	n.a.	n.a.	n.a.	0.00	0.00
49.870	12.580	0.397	6015.3	4089.0	4.682	4.152	3.35		Clay	100.0			11.89	0.84	n.a.	n.a.	0.78	0.668	n.a.	n.a.	n.a.	n.a.	0.00	0.00
50.030	11.980	0.420	6034.6	4098.4	4.374	4.691	3.40		Clay	100.0			11.32	0.84	n.a.	n.a.	0.77	0.667	n.a.	n.a.	n.a.	n.a.	0.00	0.00
50.200	11.830	0.521	6055.2	4108.3	4.285	5.913	3.47		Clay	100.0			11.18	0.84	n.a.	n.a.	0.77	0.667	n.a.	n.a.	n.a.	n.a.	0.00	0.00
50.360	11.970	0.534	6074.6	4117.7	4.339	5.977	3.47		Clay	100.0			11.31	0.84	n.a.	n.a.	0.77	0.666	n.a.	n.a.	n.a.	n.a.	0.00	0.00
50.520	16.080	0.578	6093.9	4127.1	6.316	4.433	3.26		Clay	100.0			15.20	0.84	n.a.	n.a.	0.77	0.666	n.a.	n.a.	n.a.	n.a.	0.00	0.00
50.690	16.260	0.611	6114.5	4137.0	6.383	4.626	3.26		Clay	100.0			15.37	0.84	n.a.	n.a.	0.77	0.665	n.a.	n.a.	n.a.	n.a.	0.00	0.00
50.850	19.500	0.578	6133.9	4146.4	7.926	3.519	3.12		Clay	100.0			18.43	0.84	n.a.	n.a.	0.77	0.665	n.a.	n.a.	n.a.	n.a.	0.00	0.00
51.020	18.910	0.565	6154.4	4156.4	7.619	3.569	3.14		Clay	100.0			17.87	0.84	n.a.	n.a.	0.77	0.665	n.a.	n.a.	n.a.	n.a.	0.00	0.00
51.180	16.770	0.511	6173.8	4165.7	6.569	3.736	3.20		Clay	100.0			15.85	0.84	n.a.	n.a.	0.77	0.664	n.a.	n.a.	n.a.	n.a.	0.00	0.00
51.350	15.150	0.512	6194.4	4175.7	5.773	4.248	3.28		Clay	100.0			14.32	0.84	n.a.	n.a.	0.77	0.664	n.a.	n.a.	n.a.	n.a.	0.00	0.00
51.510	14.290	0.480	6213.7	4185.1	5.344	4.291	3.31		Clay	100.0			13.51	0.84	n.a.	n.a.	0.77	0.663	n.a.	n.a.	n.a.	n.a.	0.00	0.00
51.670	13.020	0.441	6233.1	4194.5	4.722	4.457	3.36		Clay	100.0			12.31	0.83	n.a.	n.a.	0.77	0.663	n.a.	n.a.	n.a.	n.a.	0.00	0.00
51.840	11.810	0.397	6253.6	4204.4	4.130	4.569	3.42		Clay	100.0			11.16	0.83	n.a.	n.a.	0.77	0.662	n.a.	n.a.	n.a.	n.a.	0.00	0.00
52.000	11.590	0.360	6273.0	4213.8	4.012	4.255	3.41		Clay	100.0			10.95	0.83	n.a.	n.a.	0.76	0.662	n.a.	n.a.	n.a.	n.a.	0.00	0.00
52.170	11.870	0.336	6293.6	4223.8	4.131	3.852	3.38		Clay	100.0			11.22	0.83	n.a.	n.a.	0.76	0.661	n.a.	n.a.	n.a.	n.a.	0.00	0.00
52.330	11.550	0.326	6312.9	4233.1	3.966	3.886	3.39		Clay	100.0			10.92	0.83	n.a.	n.a.	0.76	0.661	n.a.	n.a.	n.a.	n.a.	0.00	0.00
52.490	11.680	0.386	6332.3	4242.5	4.014	4.531	3.43		Clay	100.0			11.04	0.83	n.a.	n.a.	0.76	0.661	n.a.	n.a.	n.a.	n.a.	0.00	0.00
52.660	12.200	0.406	6352.9	4252.5	4.244	4.502	3.40		Clay	100.0			11.53	0.83	n.a.	n.a.	0.76	0.660	n.a.	n.a.	n.a.	n.a.	0.00	0.00
52.820	12.870	0.467	6372.2	4261.9	4.544	4.817	3.40		Clay	100.0			12.16	0.83	n.a.	n.a.	0.76	0.660	n.a.	n.a.	n.a.	n.a.	0.00	0.00
52.990	13.020	0.462	6392.8	4271.8	4.599	4.703	3.39		Clay	100.0			12.31	0.83	n.a.	n.a.	0.76	0.659	n.a.	n.a.	n.a.	n.a.	0.00	0.00
53.150	12.990	0.530	6412.2	4281.2	4.571	5.414	3.42		Clay	100.0			12.28	0.83	n.a.	n.a.	0.76	0.659	n.a.	n.a.	n.a.	n.a.	0.00	0.00
53.310	13.360	0.556	6431.5	4290.6	4.729	5.478	3.41		Clay	100.0			12.63	0.83	n.a.	n.a.	0.76	0.658	n.a.	n.a.	n.a.	n.a.	0.00	0.00
53.480	13.180	0.547	6452.1	4300.5	4.629	5.493	3.42		Clay	100.0			12.46	0.83	n.a.	n.a.	0.76	0.658	n.a.	n.a.	n.a.	n.a.	0.00	0.00
53.640	13.080	0.495	6471.4	4309.9	4.568	5.023	3.40		Clay	100.0			12.36	0.83	n.a.	n.a.	0.76	0.657	n.a.	n.a.	n.a.	n.a.	0.00	0.00
53.810	13.180	0.456	6492.0	4319.9	4.599	4.589	3.38		Clay	100.0			12.46	0.83	n.a.	n.a.	0.76	0.657	n.a.	n.a.	n.a.	n.a.	0.00	0.00
53.970	12.840	0.460	6511.4	4329.2	4.428	4.801	3.40		Clay	100.0			12.14	0.83	n.a.	n.a.	0.75	0.656	n.a.	n.a.	n.a.	n.a.	0.00	0.00
54.130	12.720	0.425	6530.7	4338.6	4.358	4.496	3.39		Clay	100.0			12.02	0.83	n.a.	n.a.	0.75	0.656	n.a.	n.a.	n.a.	n.a.	0.00	0.00
54.300	13.170	0.413	6551.3	4348.6	4.551	4.177	3.36		Clay	100.0			12.45	0.83	n.a.	n.a.	0.75	0.655	n.a.	n.a.	n.a.	n.a.	0.00	0.00
54.460	13.170	0.367	6570.7	4358.0	4.536	3.712	3.33		Clay	100.0			12.45	0.83	n.a.	n.a.	0.75	0.655	n.a.	n.a.	n.a.	n.a.	0.00	0.00
54.630	12.720	0.345	6591.2	4367.9	4.315	3.663	3.35		Clay	100.0			12.02	0.83	n.a.	n.a.	0.75	0.654	n.a.	n.a.	n.a.	n.a.	0.00	0.00
54.790	12.120	0.326	6610.6	4377.3	4.027	3.695	3.38		Clay	100.0			11.46	0.83	n.a.	n.a.	0.75	0.654	n.a.	n.a.	n.a.	n.a.	0.00	0.00
54.950	13.060	0.348	6630.0	4386.7	4.443	3.566	3.33		Clay	100.0			12.34	0.83	n.a.	n.a.	0.75	0.654	n.a.	n.a.	n.a.	n.a.	0.00	0.00
55.120	15.730	0.406	6650.5	4396.6	5.643	3.275	3.23		Clay	100.0			14.87	0.82	n.a.	n.a.	0.75	0.653	n.a.	n.a.	n.a.	n.a.	0.00	0.00
55.280	17.410	0.468	6669.9	4406.0	6.389	3.328	3.18		Clay	100.0			16.46	0.82	n.a.	n.a.	0.75	0.653	n.a.	n.a.	n.a.	n.a.	0.00	0.00

CORNERSTONE EARTH GROUP

CPT No. 1

PGA (A_{max}) 0.75

Total Settlement: 0.31 (Inches)

© 2014 Cornerstone Earth Group, Inc.

Depth (ft)	q_c (tsf)	f_s (tsf)	σ_{vc} (psf)	Insitu σ'_{vc} (psf)	Q	F (%)	I_c	Layer "Plastic" PI > 7	Flag Soil Type	Fines (%)	q_{cN} near interfaces (soft layer)	Thin Layer Factor (K_H)	Interpreted q_{cN}	C_N	q_{c1N}	q_{c1N-CS}	Stress Reduction Coeff, r_d	CSR	K_σ for Sand	$CRR_{M=7.5, \sigma'vc = 1 atm}$	CRR	Factor of Safety (CRR/CSR)	Vertical Strain ε_v	Settlement (Inches)
55.450	18.360	0.495	6690.5	4416.0	6.800	3.296	3.16		Clay	100.0			17.35	0.82	n.a.	n.a.	0.75	0.652	n.a.	n.a.	n.a.	n.a.	0.00	0.00
55.610	19.610	0.492	6709.8	4425.3	7.346	3.026	3.11		Clay	100.0			18.53	0.82	n.a.	n.a.	0.75	0.652	n.a.	n.a.	n.a.	n.a.	0.00	0.00
55.770	20.540	0.516	6729.2	4434.7	7.746	3.001	3.09		Clay	100.0			19.41	0.82	n.a.	n.a.	0.74	0.651	n.a.	n.a.	n.a.	n.a.	0.00	0.00
55.940	17.670	0.421	6749.7	4444.7	6.432	2.947	3.15		Clay	100.0			16.70	0.82	n.a.	n.a.	0.74	0.651	n.a.	n.a.	n.a.	n.a.	0.00	0.00
56.100	14.900	0.378	6769.1	4454.1	5.171	3.278	3.26		Clay	100.0			14.08	0.82	n.a.	n.a.	0.74	0.650	n.a.	n.a.	n.a.	n.a.	0.00	0.00
56.270	13.870	0.281	6789.7	4464.0	4.693	2.679	3.25		Clay	100.0			13.11	0.82	n.a.	n.a.	0.74	0.650	n.a.	n.a.	n.a.	n.a.	0.00	0.00
56.430	13.560	0.373	6809.0	4473.4	4.540	3.677	3.33		Clay	100.0			12.82	0.82	n.a.	n.a.	0.74	0.649	n.a.	n.a.	n.a.	n.a.	0.00	0.00
56.590	13.550	0.503	6828.4	4482.8	4.522	4.961	3.40		Clay	100.0			12.81	0.82	n.a.	n.a.	0.74	0.649	n.a.	n.a.	n.a.	n.a.	0.00	0.00
56.760	16.700	0.984	6849.0	4492.7	5.910	7.412	3.41		Clay	100.0			15.78	0.82	n.a.	n.a.	0.74	0.648	n.a.	n.a.	n.a.	n.a.	0.00	0.00
56.920	18.380	1.186	6868.3	4502.1	6.639	7.933	3.39		Clay	100.0			17.37	0.82	n.a.	n.a.	0.74	0.648	n.a.	n.a.	n.a.	n.a.	0.00	0.00
57.090	39.850	1.078	6888.9	4512.1	16.137	2.961	2.82		Clay	89.0			37.67	0.82	n.a.	n.a.	0.74	0.647	n.a.	n.a.	n.a.	n.a.	0.00	0.00
57.250	45.180	0.763	6908.3	4521.5	18.457	1.828	2.66		Clay	75.5			42.70	0.82	n.a.	n.a.	0.74	0.647	n.a.	n.a.	n.a.	n.a.	0.00	0.00
57.410	29.860	0.580	6927.6	4530.8	11.652	2.196	2.87		Clay	92.3			28.22	0.82	n.a.	n.a.	0.74	0.646	n.a.	n.a.	n.a.	n.a.	0.00	0.00
57.580	15.180	0.477	6948.2	4540.8	5.156	4.075	3.31		Clay	100.0			14.35	0.82	n.a.	n.a.	0.74	0.646	n.a.	n.a.	n.a.	n.a.	0.00	0.00
57.740	12.630	0.415	6967.5	4550.2	4.020	4.538	3.43		Clay	100.0			11.94	0.82	n.a.	n.a.	0.73	0.645	n.a.	n.a.	n.a.	n.a.	0.00	0.00
57.910	13.670	0.435	6988.1	4560.1	4.463	4.272	3.37		Clay	100.0			12.92	0.82	n.a.	n.a.	0.73	0.645	n.a.	n.a.	n.a.	n.a.	0.00	0.00
58.070	16.010	0.413	7007.5	4569.5	5.474	3.305	3.24		Clay	100.0			15.13	0.82	n.a.	n.a.	0.73	0.644	n.a.	n.a.	n.a.	n.a.	0.00	0.00
58.230	17.790	0.493	7026.8	4578.9	6.236	3.455	3.20		Clay	100.0			16.81	0.82	n.a.	n.a.	0.73	0.644	n.a.	n.a.	n.a.	n.a.	0.00	0.00
58.400	18.560	0.621	7047.4	4588.8	6.553	4.131	3.23		Clay	100.0			17.54	0.82	n.a.	n.a.	0.73	0.643	n.a.	n.a.	n.a.	n.a.	0.00	0.00
58.560	20.290	0.537	7066.8	4598.2	7.288	3.207	3.13		Clay	100.0			19.18	0.81	n.a.	n.a.	0.73	0.643	n.a.	n.a.	n.a.	n.a.	0.00	0.00
58.730	23.010	0.520	7087.3	4608.2	8.449	2.669	3.03		Clay	100.0			21.75	0.81	n.a.	n.a.	0.73	0.642	n.a.	n.a.	n.a.	n.a.	0.00	0.00
58.890	18.520	0.594	7106.7	4617.6	6.483	3.971	3.22		Clay	100.0			17.50	0.81	n.a.	n.a.	0.73	0.642	n.a.	n.a.	n.a.	n.a.	0.00	0.00
59.060	18.490	0.574	7127.3	4627.5	6.451	3.848	3.22		Clay	100.0			17.48	0.81	n.a.	n.a.	0.73	0.641	n.a.	n.a.	n.a.	n.a.	0.00	0.00
59.220	20.770	0.561	7146.6	4636.9	7.417	3.262	3.12		Clay	100.0			19.63	0.81	n.a.	n.a.	0.73	0.641	n.a.	n.a.	n.a.	n.a.	0.00	0.00
59.380	19.410	0.608	7166.0	4646.3	6.813	3.844	3.20		Clay	100.0			18.35	0.81	n.a.	n.a.	0.73	0.640	n.a.	n.a.	n.a.	n.a.	0.00	0.00
59.550	18.530	0.631	7186.6	4656.2	6.416	4.221	3.24		Clay	100.0			17.51	0.81	n.a.	n.a.	0.73	0.640	n.a.	n.a.	n.a.	n.a.	0.00	0.00
59.710	20.440	0.688	7205.9	4665.6	7.218	4.089	3.19		Clay	100.0			19.32	0.81	n.a.	n.a.	0.73	0.639	n.a.	n.a.	n.a.	n.a.	0.00	0.00
59.880	21.320	0.594	7226.5	4675.6	7.574	3.352	3.12		Clay	100.0			20.15	0.81	n.a.	n.a.	0.72	0.639	n.a.	n.a.	n.a.	n.a.	0.00	0.00
60.040	16.290	0.436	7245.8	4684.9	5.408	3.441	3.25		Clay	100.0			15.40	0.81	n.a.	n.a.	0.72	0.638	n.a.	n.a.	n.a.	n.a.	0.00	0.00
60.200	15.730	0.380	7265.2	4694.3	5.154	3.139	3.25		Clay	100.0			14.87	0.81	n.a.	n.a.	0.72	0.638	n.a.	n.a.	n.a.	n.a.	0.00	0.00
60.370	14.170	0.398	7285.8	4704.3	4.476	3.785	3.34		Clay	100.0			13.39	0.81	n.a.	n.a.	0.72	0.637	n.a.	n.a.	n.a.	n.a.	0.00	0.00
60.530	15.470	0.575	7305.1	4713.7	5.014	4.867	3.36		Clay	100.0			14.62	0.81	n.a.	n.a.	0.72	0.637	n.a.	n.a.	n.a.	n.a.	0.00	0.00
60.700	22.530	0.740	7325.7	4723.6	7.988	3.922	3.14		Clay	100.0			21.29	0.81	n.a.	n.a.	0.72	0.636	n.a.	n.a.	n.a.	n.a.	0.00	0.00
60.860	29.160	0.932	7345.1	4733.0	10.770	3.657	3.02		Clay	100.0			27.56	0.81	n.a.	n.a.	0.72	0.636	n.a.	n.a.	n.a.	n.a.	0.00	0.00
61.020	29.900	1.144	7364.4	4742.4	11.057	4.363	3.06		Clay	100.0			28.26	0.81	n.a.	n.a.	0.72	0.635	n.a.	n.a.	n.a.	n.a.	0.00	0.00
61.190	29.480	1.269	7385.0	4752.3	10.853	4.923	3.10		Clay	100.0			27.86	0.81	n.a.	n.a.	0.72	0.635	n.a.	n.a.	n.a.	n.a.	0.00	0.00
61.350	27.620	1.253	7404.4	4761.7	10.046	5.238	3.14		Clay	100.0			26.11	0.81	n.a.	n.a.	0.72	0.634	n.a.	n.a.	n.a.	n.a.	0.00	0.00
61.520	23.990	1.092	7424.9	4771.7	8.499	5.384	3.20		Clay	100.0			22.67	0.81	n.a.	n.a.	0.72	0.634	n.a.	n.a.	n.a.	n.a.	0.00	0.00
61.680	21.160	0.889	7444.3	4781.0	7.295	5.097	3.24		Clay	100.0			20.00	0.81	n.a.	n.a.	0.72	0.633	n.a.	n.a.	n.a.	n.a.	0.00	0.00
61.840	19.010	0.775	7463.6	4790.4	6.379	5.070	3.29		Clay	100.0			17.97	0.81	n.a.	n.a.	0.71	0.633	n.a.	n.a.	n.a.	n.a.	0.00	0.00
62.010	16.960	0.701	7484.2	4800.4	5.507	5.300	3.35		Clay	100.0			16.03	0.81	n.a.	n.a.	0.71	0.632	n.a.	n.a.	n.a.	n.a.	0.00	0.00
62.170	16.640	0.640	7503.6	4809.8	5.359	4.967	3.34		Clay	100.0			15.73	0.81	n.a.	n.a.	0.71	0.632	n.a.	n.a.	n.a.	n.a.	0.00	0.00
62.340	16.700	0.649	7524.1	4819.7	5.369	5.017	3.35		Clay	100.0			15.78	0.80	n.a.	n.a.	0.71	0.631	n.a.	n.a.	n.a.	n.a.	0.00	0.00
62.500	16.030	0.593	7543.5	4829.1	5.077	4.834	3.36		Clay	100.0			15.15	0.80	n.a.	n.a.	0.71	0.631	n.a.	n.a.	n.a.	n.a.	0.00	0.00
62.660	15.850	0.569	7562.9	4838.5	4.989	4.711	3.36		Clay	100.0			14.98	0.80	n.a.	n.a.	0.71	0.630	n.a.	n.a.	n.a.	n.a.	0.00	0.00
62.830	15.940	0.564	7583.4	4848.4	5.011	4.641	3.35		Clay	100.0			15.07	0.80	n.a.	n.a.	0.71	0.630	n.a.	n.a.	n.a.	n.a.	0.00	0.00
62.990	16.000	0.546	7602.8	4857.8	5.022	4.479	3.34		Clay	100.0			15.12	0.80	n.a.	n.a.	0.71	0.629	n.a.	n.a.	n.a.	n.a.	0.00	0.00
63.160	16.330	0.559	7623.4	4867.8	5.143	4.464	3.33		Clay	100.0			15.43	0.80	n.a.	n.a.	0.71	0.629	n.a.	n.a.	n.a.	n.a.	0.00	0.00
63.320	16.400	0.541	7642.7	4877.2	5.158	4.300	3.32		Clay	100.0			15.50	0.80	n.a.	n.a.	0.71	0.628	n.a.	n.a.	n.a.	n.a.	0.00	0.00
63.480	16.550	0.557	7662.1	4886.5	5.206	4.382	3.32		Clay	100.0			15.64	0.80	n.a.	n.a.	0.71	0.628	n.a.	n.a.	n.a.	n.a.	0.00	0.00
63.650	16.710	0.555	7682.7	4896.5	5.256	4.315	3.32		Clay	100.0			15.79	0.80	n.a.	n.a.	0.71	0.627	n.a.	n.a.	n.a.	n.a.	0.00	0.00
63.810	16.690	0.592	7702.0	4905.9	5.234	4.609	3.33		Clay	100.0			15.78	0.80	n.a.	n.a.	0.71	0.627	n.a.	n.a.	n.a.	n.a.	0.00	0.00
63.980	16.870	0.564	7722.6	4915.8	5.293	4.332	3.32		Clay	100.0			15.95	0.80	n.a.	n.a.	0.70	0.626	n.a.	n.a.	n.a.	n.a.	0.00	0.00
64.140	16.230	0.550	7741.9	4925.2	5.019	4.448	3.34		Clay	100.0			15.34	0.80	n.a.	n.a.	0.70	0.626	n.a.	n.a.	n.a.	n.a.	0.00	0.00
64.300	15.700	0.497	7761.3	4934.6	4.790	4.205	3.34		Clay	100.0			14.84	0.80	n.a.	n.a.	0.70	0.625	n.a.	n.a.	n.a.	n.a.	0.00	0.00
64.470	14.900	0.455	7781.9	4944.5	4.453	4.136	3.37		Clay	100.0			14.08	0.80	n.a.	n.a.	0.70	0.625	n.a.	n.a.	n.a.	n.a.	0.00	0.00
64.630	14.690	0.453	7801.2	4953.9	4.356	4.198	3.38		Clay	100.0			13.88	0.80	n.a.	n.a.	0.70	0.624	n.a.	n.a.	n.a.	n.a.	0.00	0.00
64.800	15.430	0.435	7821.8	4963.9	4.641	3.773	3.33		Clay	100.0			14.58	0.80	n.a.	n.a.	0.70	0.624	n.a.	n.a.	n.a.	n.a.	0.00	0.00
64.960	15.360	0.437	7841.2	4973.3	4.600	3.821	3.34		Clay	100.0			14.52	0.80	n.a.	n.a.	0.70	0.623	n.a.	n.a.	n.a.	n.a.	0.00	0.00
65.120	15.310	0.449	7860.5	4982.6	4.568	3.944	3.35		Clay	100.0			14.47	0.80	n.a.	n.a.	0.70	0.623	n.a.	n.a.	n.a.	n.a.	0.00	0.00
65.290	16.440	0.518	7881.1	4992.6	5.007	4.144	3.32		Clay	100.0			15.54	0.80	n.a.	n.a.	0.70	0.622	n.a.	n.a.	n.a.	n.a.	0.00	0.00
65.450	18.120	0.555	7900.5	5002.0	5.666	3.918	3.27		Clay	100.0			17.13	0.80	n.a.	n.a.	0.70	0.622	n.a.	n.a.	n.a.	n.a.	0.00	0.00
65.620	18.080	0.785	7921.0	5011.9	5.634	5.557	3.35		Clay	100.0			17.09	0.80	n.a.	n.a.	0.70	0.621	n.a.	n.a.	n.a.	n.a.	0.00	0.00
65.780	20.250	0.992	7940.4	5021.3	6.484	6.092	3.33		Clay	100.0			19.14	0.80	n.a.	n.a.	0.70	0.621	n.a.	n.a.	n.a.	n.a.	0.00	0.00
65.940	28.350	0.999	7959.7	5030.7	9.689	4.100	3.09		Clay	100.0			26.80	0.80	n.a.	n.a.	0.70	0.620	n.a.	n.a.	n.a.	n.a.	0.00	0.00
66.110	24.530	0.943	7980.3	5040.6	8.150	4.592	3.18		Clay	100.0			23.19	0.80	n.a.	n.a.	0.69	0.620	n.a.	n.a.	n.a.	n.a.	0.00	0.00
66.270	28.620	0.885	7999.7	5050.0	9.751	3.593	3.05		Clay	100.0			27.05	0.79	n.a.	n.a.	0.69	0.619	n.a.	n.a.	n.a.	n.a.	0.00	0.00

CORNERSTONE EARTH GROUP

CPT No. 1

PGA (A_{max}) 0.75

Total Settlement: 0.31 (Inches)

© 2014 Cornerstone Earth Group, Inc.

Depth (ft)	q_c (tsf)	f_s (tsf)	σ_{vc} (psf)	Insitu σ'_{vc} (psf)	Q	F (%)	I_c	Layer "Plastic" PI > 7	Flag Soil Type	Fines (%)	q_{cN} near interfaces (soft layer)	Thin Layer Factor (K_H)	Interpreted q_{cN}	C_N	q_{c1N}	q_{c1N-CS}	Stress Reduction Coeff, r_d	CSR	K_σ for Sand	$CRR_{M=7.5, \sigma'vc = 1 atm}$	CRR	Factor of Safety (CRR/CSR)	Vertical Strain ε_v	Settlement (Inches)
66.440	26.330	0.865	8020.2	5060.0	8.822	3.876	3.11		Clay	100.0			24.89	0.79	n.a.	n.a.	0.69	0.619	n.a.	n.a.	n.a.	n.a.	0.00	0.00
66.600	27.910	0.801	8039.6	5069.4	9.425	3.351	3.05		Clay	100.0			26.38	0.79	n.a.	n.a.	0.69	0.618	n.a.	n.a.	n.a.	n.a.	0.00	0.00
66.770	26.770	0.871	8060.2	5079.3	8.954	3.829	3.10		Clay	100.0			25.30	0.79	n.a.	n.a.	0.69	0.618	n.a.	n.a.	n.a.	n.a.	0.00	0.00
66.930	25.950	0.940	8079.5	5088.7	8.611	4.292	3.14		Clay	100.0			24.53	0.79	n.a.	n.a.	0.69	0.617	n.a.	n.a.	n.a.	n.a.	0.00	0.00
67.090	27.440	1.018	8098.9	5098.1	9.176	4.354	3.12		Clay	100.0			25.94	0.79	n.a.	n.a.	0.69	0.617	n.a.	n.a.	n.a.	n.a.	0.00	0.00
67.260	30.760	1.066	8119.5	5108.0	10.454	3.994	3.05		Clay	100.0			29.07	0.79	n.a.	n.a.	0.69	0.616	n.a.	n.a.	n.a.	n.a.	0.00	0.00
67.420	27.730	1.085	8138.8	5117.4	9.247	4.584	3.13		Clay	100.0			26.21	0.79	n.a.	n.a.	0.69	0.616	n.a.	n.a.	n.a.	n.a.	0.00	0.00
67.590	28.410	1.108	8159.4	5127.4	9.490	4.553	3.12		Clay	100.0			26.85	0.79	n.a.	n.a.	0.69	0.615	n.a.	n.a.	n.a.	n.a.	0.00	0.00
67.750	33.100	1.506	8178.8	5136.8	11.295	5.192	3.10		Clay	100.0			31.29	0.79	n.a.	n.a.	0.69	0.615	n.a.	n.a.	n.a.	n.a.	0.00	0.00
67.910	38.060	1.305	8198.1	5146.1	13.199	3.844	2.96		Clay	100.0			35.97	0.79	n.a.	n.a.	0.69	0.614	n.a.	n.a.	n.a.	n.a.	0.00	0.00
68.080	53.480	1.553	8218.7	5156.1	19.150	3.146	2.78		Clay	85.5			50.55	0.79	n.a.	n.a.	0.69	0.614	n.a.	n.a.	n.a.	n.a.	0.00	0.00
68.240	52.040	1.747	8238.0	5165.5	18.554	3.645	2.83		Clay	89.6			49.19	0.79	n.a.	n.a.	0.68	0.613	n.a.	n.a.	n.a.	n.a.	0.00	0.00
68.410	56.420	1.666	8258.6	5175.4	20.207	3.186	2.77		Clay	84.3			53.33	0.79	n.a.	n.a.	0.68	0.613	n.a.	n.a.	n.a.	n.a.	0.00	0.00
68.570	61.590	1.311	8278.0	5184.8	22.161	2.283	2.65		Clay	74.7			58.21	0.79	n.a.	n.a.	0.68	0.612	n.a.	n.a.	n.a.	n.a.	0.00	0.00
68.730	39.030	1.191	8297.3	5194.2	13.431	3.415	2.93		Clay	97.0			36.89	0.79	n.a.	n.a.	0.68	0.612	n.a.	n.a.	n.a.	n.a.	0.00	0.00
68.900	28.650	0.886	8317.9	5204.1	9.412	3.618	3.07		Clay	100.0			27.08	0.79	n.a.	n.a.	0.68	0.611	n.a.	n.a.	n.a.	n.a.	0.00	0.00
69.060	26.610	0.892	8337.3	5213.5	8.609	3.977	3.12		Clay	100.0			25.15	0.79	n.a.	n.a.	0.68	0.611	n.a.	n.a.	n.a.	n.a.	0.00	0.00
69.230	24.390	0.926	8357.8	5223.5	7.739	4.581	3.19		Clay	100.0			23.05	0.79	n.a.	n.a.	0.68	0.610	n.a.	n.a.	n.a.	n.a.	0.00	0.00
69.390	25.520	0.931	8377.2	5232.9	8.153	4.366	3.16		Clay	100.0			24.12	0.79	n.a.	n.a.	0.68	0.610	n.a.	n.a.	n.a.	n.a.	0.00	0.00
69.550	25.940	0.905	8396.6	5242.2	8.295	4.162	3.15		Clay	100.0			24.52	0.79	n.a.	n.a.	0.68	0.609	n.a.	n.a.	n.a.	n.a.	0.00	0.00
69.720	22.300	0.817	8417.1	5252.2	6.889	4.514	3.23		Clay	100.0			21.08	0.79	n.a.	n.a.	0.68	0.609	n.a.	n.a.	n.a.	n.a.	0.00	0.00
69.880	21.160	0.755	8436.5	5261.6	6.440	4.456	3.25		Clay	100.0			20.00	0.79	n.a.	n.a.	0.68	0.608	n.a.	n.a.	n.a.	n.a.	0.00	0.00
70.050	21.340	0.755	8457.1	5271.5	6.492	4.410	3.25		Clay	100.0			20.17	0.79	n.a.	n.a.	0.68	0.608	n.a.	n.a.	n.a.	n.a.	0.00	0.00
70.210	22.050	0.681	8476.4	5280.9	6.746	3.822	3.20		Clay	100.0			20.84	0.79	n.a.	n.a.	0.68	0.607	n.a.	n.a.	n.a.	n.a.	0.00	0.00
70.370	22.340	0.661	8495.8	5290.3	6.840	3.651	3.18		Clay	100.0			21.12	0.79	n.a.	n.a.	0.68	0.607	n.a.	n.a.	n.a.	n.a.	0.00	0.00
70.540	22.740	0.752	8516.3	5300.2	6.974	4.070	3.20		Clay	100.0			21.49	0.78	n.a.	n.a.	0.67	0.606	n.a.	n.a.	n.a.	n.a.	0.00	0.00
70.700	23.070	0.775	8535.7	5309.6	7.082	4.120	3.20		Clay	100.0			21.81	0.78	n.a.	n.a.	0.67	0.606	n.a.	n.a.	n.a.	n.a.	0.00	0.00
70.870	26.870	0.753	8556.3	5319.6	8.494	3.331	3.08		Clay	100.0			25.40	0.78	n.a.	n.a.	0.67	0.605	n.a.	n.a.	n.a.	n.a.	0.00	0.00
71.030	25.610	0.786	8575.6	5329.0	8.002	3.688	3.13		Clay	100.0			24.21	0.78	n.a.	n.a.	0.67	0.605	n.a.	n.a.	n.a.	n.a.	0.00	0.00
71.190	24.430	0.796	8595.0	5338.3	7.543	3.955	3.17		Clay	100.0			23.09	0.78	n.a.	n.a.	0.67	0.604	n.a.	n.a.	n.a.	n.a.	0.00	0.00
71.360	24.300	0.866	8615.6	5348.3	7.476	4.332	3.19		Clay	100.0			22.97	0.78	n.a.	n.a.	0.67	0.604	n.a.	n.a.	n.a.	n.a.	0.00	0.00
71.520	27.030	0.818	8634.9	5357.7	8.479	3.603	3.10		Clay	100.0			25.55	0.78	n.a.	n.a.	0.67	0.604	n.a.	n.a.	n.a.	n.a.	0.00	0.00
71.690	25.560	0.767	8655.5	5367.6	7.911	3.611	3.13		Clay	100.0			24.16	0.78	n.a.	n.a.	0.67	0.603	n.a.	n.a.	n.a.	n.a.	0.00	0.00
71.850	21.370	0.718	8674.9	5377.0	6.335	4.214	3.24		Clay	100.0			20.20	0.78	n.a.	n.a.	0.67	0.603	n.a.	n.a.	n.a.	n.a.	0.00	0.00
72.010	20.650	0.740	8694.2	5386.4	6.053	4.540	3.28		Clay	100.0			19.52	0.78	n.a.	n.a.	0.67	0.602	n.a.	n.a.	n.a.	n.a.	0.00	0.00
72.180	21.790	0.953	8714.8	5396.3	6.461	5.464	3.30		Clay	100.0			20.60	0.78	n.a.	n.a.	0.67	0.602	n.a.	n.a.	n.a.	n.a.	0.00	0.00
72.340	23.300	1.499	8734.1	5405.7	7.005	7.915	3.37		Clay	100.0			22.02	0.78	n.a.	n.a.	0.67	0.601	n.a.	n.a.	n.a.	n.a.	0.00	0.00
72.510	34.810	1.955	8754.7	5415.7	11.239	6.425	3.16		Clay	100.0			32.90	0.78	n.a.	n.a.	0.67	0.601	n.a.	n.a.	n.a.	n.a.	0.00	0.00
72.670	52.180	1.896	8774.1	5425.1	17.619	3.968	2.87		Clay	92.8			49.32	0.78	n.a.	n.a.	0.67	0.600	n.a.	n.a.	n.a.	n.a.	0.00	0.00
72.830	62.740	1.562	8793.4	5434.4	21.472	2.678	2.70		Clay	79.0			59.30	0.78	n.a.	n.a.	0.66	0.600	n.a.	n.a.	n.a.	n.a.	0.00	0.00
73.000	49.640	1.401	8814.0	5444.4	16.616	3.098	2.83		Clay	89.1			46.92	0.78	n.a.	n.a.	0.66	0.599	n.a.	n.a.	n.a.	n.a.	0.00	0.00
73.160	34.270	1.102	8833.4	5453.8	10.948	3.692	3.02		Clay	100.0			32.39	0.78	n.a.	n.a.	0.66	0.599	n.a.	n.a.	n.a.	n.a.	0.00	0.00
73.330	23.900	0.773	8853.9	5463.7	7.128	3.972	3.19		Clay	100.0			22.59	0.78	n.a.	n.a.	0.66	0.598	n.a.	n.a.	n.a.	n.a.	0.00	0.00
73.490	22.780	0.664	8873.3	5473.1	6.703	3.621	3.19		Clay	100.0			21.53	0.78	n.a.	n.a.	0.66	0.598	n.a.	n.a.	n.a.	n.a.	0.00	0.00
73.650	21.770	0.679	8892.7	5482.5	6.320	3.917	3.23		Clay	100.0			20.58	0.78	n.a.	n.a.	0.66	0.597	n.a.	n.a.	n.a.	n.a.	0.00	0.00
73.820	21.120	0.692	8913.2	5492.5	6.068	4.155	3.26		Clay	100.0			19.96	0.78	n.a.	n.a.	0.66	0.597	n.a.	n.a.	n.a.	n.a.	0.00	0.00
73.980	21.090	0.694	8932.6	5501.8	6.043	4.175	3.26		Clay	100.0			19.93	0.78	n.a.	n.a.	0.66	0.596	n.a.	n.a.	n.a.	n.a.	0.00	0.00
74.150	21.510	0.686	8953.2	5511.8	6.181	4.028	3.24		Clay	100.0			20.33	0.78	n.a.	n.a.	0.66	0.596	n.a.	n.a.	n.a.	n.a.	0.00	0.00
74.310	22.080	0.780	8972.5	5521.2	6.373	4.432	3.25		Clay	100.0			20.87	0.78	n.a.	n.a.	0.66	0.595	n.a.	n.a.	n.a.	n.a.	0.00	0.00
74.480	23.450	0.855	8993.1	5531.1	6.853	4.508	3.23		Clay	100.0			22.16	0.78	n.a.	n.a.	0.66	0.595	n.a.	n.a.	n.a.	n.a.	0.00	0.00
74.640	24.530	0.930	9012.4	5540.5	7.228	4.645	3.22		Clay	100.0			23.19	0.78	n.a.	n.a.	0.66	0.594	n.a.	n.a.	n.a.	n.a.	0.00	0.00
74.800	25.250	1.056	9031.8	5549.9	7.472	5.094	3.23		Clay	100.0			23.87	0.78	n.a.	n.a.	0.66	0.594	n.a.	n.a.	n.a.	n.a.	0.00	0.00
74.970	27.600	1.155	9052.4	5559.8	8.300	5.006	3.19		Clay	100.0			26.09	0.78	n.a.	n.a.	0.66	0.594	n.a.	n.a.	n.a.	n.a.	0.00	0.00
75.130	29.980	1.208	9071.7	5569.2	9.137	4.748	3.15		Clay	100.0			28.34	0.77	n.a.	n.a.	0.66	0.593	n.a.	n.a.	n.a.	n.a.	0.00	0.00
75.300	28.730	1.109	9092.3	5579.2	8.669	4.584	3.15		Clay	100.0			27.16	0.77	n.a.	n.a.	0.65	0.593	n.a.	n.a.	n.a.	n.a.	0.00	0.00
75.460	28.580	1.022	9111.7	5588.6	8.598	4.253	3.14		Clay	100.0			27.01	0.77	n.a.	n.a.	0.65	0.592	n.a.	n.a.	n.a.	n.a.	0.00	0.00
75.620	27.520	0.942	9131.0	5597.9	8.201	4.102	3.15		Clay	100.0			26.01	0.77	n.a.	n.a.	0.65	0.592	n.a.	n.a.	n.a.	n.a.	0.00	0.00
75.790	25.990	0.903	9151.6	5607.9	7.637	4.214	3.18		Clay	100.0			24.57	0.77	n.a.	n.a.	0.65	0.591	n.a.	n.a.	n.a.	n.a.	0.00	0.00
75.950	25.050	0.828	9171.0	5617.3	7.286	4.044	3.18		Clay	100.0			23.68	0.77	n.a.	n.a.	0.65	0.591	n.a.	n.a.	n.a.	n.a.	0.00	0.00
76.120	23.860	0.797	9191.5	5627.2	6.847	4.136	3.21		Clay	100.0			22.55	0.77	n.a.	n.a.	0.65	0.590	n.a.	n.a.	n.a.	n.a.	0.00	0.00
76.280	22.930	0.753	9210.9	5636.6	6.502	4.111	3.23		Clay	100.0			21.67	0.77	n.a.	n.a.	0.65	0.590	n.a.	n.a.	n.a.	n.a.	0.00	0.00
76.440	22.730	0.750	9230.2	5646.0	6.417	4.137	3.23		Clay	100.0			21.48	0.77	n.a.	n.a.	0.65	0.589	n.a.	n.a.	n.a.	n.a.	0.00	0.00
76.610	22.960	0.704	9250.8	5655.9	6.483	3.837	3.21		Clay	100.0			21.70	0.77	n.a.	n.a.	0.65	0.589	n.a.	n.a.	n.a.	n.a.	0.00	0.00
76.770	22.560	0.692	9270.2	5665.3	6.328	3.858	3.22		Clay	100.0			21.32	0.77	n.a.	n.a.	0.65	0.589	n.a.	n.a.	n.a.	n.a.	0.00	0.00
76.940	21.670	0.643	9290.7	5675.3	6.000	3.775	3.24		Clay	100.0			20.48	0.77	n.a.	n.a.	0.65	0.588	n.a.	n.a.	n.a.	n.a.	0.00	0.00
77.100	22.600	0.648	9310.1	5684.7	6.313	3.609	3.21		Clay	100.0			21.36	0.77	n.a.	n.a.	0.65	0.588	n.a.	n.a.	n.a.	n.a.	0.00	0.00
77.260	21.750	0.639	9329.5	5694.0	6.001	3.738	3.23		Clay	100.0			20.56	0.77	n.a.	n.a.	0.65	0.587	n.a.	n.a.	n.a.	n.a.	0.00	0.00

CORNERSTONE EARTH GROUP

CPT No. 1

PGA (A_{max}) 0.75

Total Settlement: 0.31 (Inches)

© 2014 Cornerstone Earth Group, Inc.

Depth (ft)	q_c (tsf)	f_s (tsf)	σ_{vc} (psf)	Insitu σ'_{vc} (psf)	Q	F (%)	I_c	Layer "Plastic" PI > 7	Flag Soil Type	Fines (%)	q_{cN} near interfaces (soft layer)	Thin Layer Factor (K_H)	Interpreted q_{cN}	C_N	q_{c1N}	q_{c1N-CS}	Stress Reduction Coeff, r_d	CSR	K_σ for Sand	$CRR_{M=7.5, \sigma'vc = 1 atm}$	CRR	Factor of Safety (CRR/CSR)	Vertical Strain ε_v	Settlement (Inches)
77.430	21.920	0.678	9350.0	5704.0	6.047	3.933	3.24		Clay	100.0			20.72	0.77	n.a.	n.a.	0.65	0.587	n.a.	n.a.	n.a.	n.a.	0.00	0.00
77.590	23.890	0.686	9369.4	5713.4	6.723	3.573	3.18		Clay	100.0			22.58	0.77	n.a.	n.a.	0.65	0.586	n.a.	n.a.	n.a.	n.a.	0.00	0.00
77.760	24.770	0.786	9390.0	5723.3	7.015	3.915	3.19		Clay	100.0			23.41	0.77	n.a.	n.a.	0.65	0.586	n.a.	n.a.	n.a.	n.a.	0.00	0.00
77.920	24.920	1.311	9409.3	5732.7	7.053	6.483	3.32		Clay	100.0			23.55	0.77	n.a.	n.a.	0.64	0.585	n.a.	n.a.	n.a.	n.a.	0.00	0.00
78.080	26.870	1.561	9428.7	5742.1	7.717	7.047	3.31		Clay	100.0			25.40	0.77	n.a.	n.a.	0.64	0.585	n.a.	n.a.	n.a.	n.a.	0.00	0.00
78.250	83.640	1.749	9449.3	5752.1	45.240	2.216	2.40		Sand	54.7			79.05	0.62	49.06	109.86	0.64	0.584	0.885	0.152	0.177	0.30	0.03	0.00
78.410	157.710	2.047	9468.6	5761.4	87.625	1.338	2.04		Sand	25.9			149.06	0.67	99.26	148.35	0.64	0.584	0.842	0.278	0.386	0.66	0.02	0.00
78.580	180.740	2.812	9489.2	5771.4	100.724	1.597	2.04		Sand	26.5			170.83	0.69	117.89	171.48	0.64	0.584	0.805	0.529	0.833	1.43	0.00	0.00
78.740	171.100	3.554	9508.5	5780.8	95.124	2.136	2.15		Sand	35.1			161.72	0.70	112.42	176.79	0.64	0.583	0.794	0.641	1.037	1.78	0.00	0.00
78.900	165.480	2.862	9527.9	5790.1	91.830	1.781	2.11		Sand	31.5			156.41	0.68	106.88	165.78	0.64	0.583	0.814	0.440	0.670	1.15	0.01	0.00
79.070	221.990	1.692	9548.5	5800.1	124.007	0.779	1.77		Sand	4.5			209.82	0.65	136.55	136.62	0.64	0.582	0.856	0.220	0.288	0.49	0.02	0.00
79.230	243.410	1.208	9567.8	5809.5	136.120	0.506	1.62		Sand	0.0			230.07	0.67	154.15	154.15	0.64	0.582	0.833	0.318	0.456	0.78	0.01	0.00
79.400	264.660	1.565	9588.4	5819.4	148.109	0.602	1.64		Sand	0.0			250.15	0.69	172.32	172.32	0.64	0.581	0.802	0.545	0.859	1.48	0.00	0.00
79.560	274.030	1.426	9607.8	5828.8	153.320	0.530	1.59		Sand	0.0			259.01	0.70	180.48	180.48	0.64	0.581	0.784	0.740	1.218	2.10	0.00	0.00
79.720	267.770	1.438	9627.1	5838.2	149.629	0.547	1.61		Sand	0.0			253.09	0.69	174.78	174.78	0.64	0.581	0.796	0.595	0.950	1.64	0.00	0.00
79.890	249.970	2.241	9647.7	5848.2	139.376	0.914	1.78		Sand	5.0			236.27	0.67	159.25	159.45	0.64	0.580	0.823	0.366	0.537	0.93	0.01	0.00
80.050	229.920	2.524	9667.1	5857.5	127.869	1.121	1.86		Sand	12.0			217.32	0.68	147.30	163.40	0.64	0.580	0.816	0.409	0.614	1.06	0.01	0.00
80.220	241.340	1.452	9687.6	5867.5	134.236	0.614	1.68		Sand	0.0			228.11	0.66	151.59	151.59	0.64	0.579	0.835	0.299	0.422	0.73	0.02	0.00
80.380	295.070	1.307	9707.0	5876.9	164.597	0.450	1.53		Sand	0.0			278.89	0.71	198.88	198.88	0.64	0.579	0.735	1.775	2.871	4.96	0.00	0.00

CORNERSTONE EARTH GROUP

CPT No. 2

PGA (A_{max}) 0.75

Total Settlement: 0.21 (Inches)

© 2014 Cornerstone Earth Group, Inc.

Depth (ft)	q_c (tsf)	f_s (tsf)	σ_{vc} (psf)	Insitu σ'_{vc} (psf)	Q	F (%)	I_c	Layer "Plastic" PI > 7	Flag Soil Type	Fines (%)	q_{cN} near interfaces (soft layer)	Thin Layer Factor (K_H)	Interpreted q_{cN}	C_N	q_{c1N}	q_{c1N-CS}	Stress Reduction Coeff, r_d	CSR	K_σ for Sand	$CRR_{M=7.5, \sigma'vc = 1 atm}$	CRR	Factor of Safety (CRR/CSR)	Vertical Strain ε_v	Settlement (Inches)
0.160	116.360	3.041	19.2	19.2	1154.488	2.613	1.69		Unsaturated	0.0			109.98	1.70	186.97	186.97	1.00	0.488	1.100	n.a.	n.a.	n.a.	0.00	0.00
0.330	237.440	5.231	39.6	39.6	1640.372	2.203	1.58		Unsaturated	0.0			224.42	1.70	381.52	381.52	1.00	0.488	1.100	n.a.	n.a.	n.a.	0.00	0.00
0.490	202.970	7.377	58.8	58.8	1150.674	3.635	1.83		Unsaturated	9.2			191.84	1.70	326.13	336.23	1.00	0.488	1.100	n.a.	n.a.	n.a.	0.00	0.00
0.660	639.550	7.783	79.2	79.2	3124.332	1.217	1.31		Unsaturated	0.0			604.49	1.70	1027.63	1027.63	1.00	0.488	1.100	n.a.	n.a.	n.a.	0.00	0.00
0.820	564.770	6.915	98.4	98.4	2475.189	1.225	1.31		Unsaturated	0.0			533.81	1.70	907.48	907.48	1.00	0.488	1.100	n.a.	n.a.	n.a.	0.00	0.00
0.980	507.380	6.995	117.6	117.6	2034.003	1.379	1.37		Unsaturated	0.0			479.57	1.70	815.26	815.26	1.00	0.488	1.100	n.a.	n.a.	n.a.	0.00	0.00
1.150	486.120	9.050	138.0	138.0	1798.931	1.862	1.51		Unsaturated	0.0			459.47	1.70	781.10	781.10	1.00	0.488	1.100	n.a.	n.a.	n.a.	0.00	0.00
1.310	448.610	11.533	157.2	157.2	1555.388	2.571	1.65		Unsaturated	0.0			424.02	1.70	720.83	720.83	1.00	0.488	1.100	n.a.	n.a.	n.a.	0.00	0.00
1.480	474.180	7.663	177.6	177.6	1546.723	1.616	1.46		Unsaturated	0.0			448.19	1.70	761.91	761.91	1.00	0.488	1.100	n.a.	n.a.	n.a.	0.00	0.00
1.640	424.770	5.282	196.8	196.8	1316.173	1.244	1.36		Unsaturated	0.0			401.48	1.70	682.52	682.52	1.00	0.488	1.100	n.a.	n.a.	n.a.	0.00	0.00
1.800	321.300	4.641	216.0	216.0	950.189	1.445	1.47		Unsaturated	0.0			303.69	1.70	516.27	516.27	1.00	0.488	1.100	n.a.	n.a.	n.a.	0.00	0.00
1.970	301.970	5.124	236.4	236.4	853.576	1.697	1.55		Unsaturated	0.0			285.42	1.70	485.21	485.21	1.00	0.488	1.100	n.a.	n.a.	n.a.	0.00	0.00
2.130	331.570	5.409	255.6	255.6	901.363	1.632	1.52		Unsaturated	0.0			313.39	1.70	532.77	532.77	1.00	0.488	1.100	n.a.	n.a.	n.a.	0.00	0.00
2.300	338.000	6.236	276.0	276.0	884.213	1.846	1.58		Unsaturated	0.0			319.47	1.70	543.10	543.10	1.00	0.488	1.100	n.a.	n.a.	n.a.	0.00	0.00
2.460	280.420	6.646	295.2	295.2	709.242	2.371	1.71		Unsaturated	0.0			265.05	1.68	445.65	445.65	1.00	0.488	1.100	n.a.	n.a.	n.a.	0.00	0.00
2.620	280.940	5.197	314.4	314.4	688.496	1.851	1.62		Unsaturated	0.0			265.54	1.65	439.12	439.12	1.00	0.487	1.100	n.a.	n.a.	n.a.	0.00	0.00
2.790	283.600	3.174	334.8	334.8	673.487	1.120	1.42		Unsaturated	0.0			268.05	1.63	435.99	435.99	1.00	0.487	1.100	n.a.	n.a.	n.a.	0.00	0.00
2.950	233.390	3.432	354.0	354.0	538.919	1.472	1.57		Unsaturated	0.0			220.60	1.60	353.56	353.56	1.00	0.487	1.100	n.a.	n.a.	n.a.	0.00	0.00
3.120	540.850	3.877	374.4	374.4	1214.873	0.717	1.14		Unsaturated	0.0			511.20	1.58	807.30	807.30	1.00	0.487	1.100	n.a.	n.a.	n.a.	0.00	0.00
3.280	532.050	4.913	393.6	393.6	1165.565	0.924	1.25		Unsaturated	0.0			502.88	1.56	783.75	783.75	1.00	0.486	1.100	n.a.	n.a.	n.a.	0.00	0.00
3.440	428.960	4.617	412.8	412.8	917.509	1.077	1.35		Unsaturated	0.0			405.44	1.54	624.00	624.00	1.00	0.486	1.100	n.a.	n.a.	n.a.	0.00	0.00
3.610	327.180	4.427	433.2	433.2	683.010	1.354	1.49		Unsaturated	0.0			309.24	1.52	469.93	469.93	1.00	0.486	1.100	n.a.	n.a.	n.a.	0.00	0.00
3.770	200.530	2.581	452.4	452.4	409.449	1.288	1.58		Unsaturated	0.0			189.54	1.50	284.74	284.74	1.00	0.486	1.100	n.a.	n.a.	n.a.	0.00	0.00
3.940	107.090	1.582	472.8	472.8	213.660	1.481	1.80		Unsaturated	6.9			101.22	1.70	172.07	173.82	1.00	0.485	1.100	n.a.	n.a.	n.a.	0.00	0.00
4.100	74.520	0.770	492.0	492.0	145.588	1.037	1.80		Unsaturated	6.9			70.43	1.70	119.74	121.27	1.00	0.485	1.100	n.a.	n.a.	n.a.	0.00	0.00
4.270	89.710	0.680	512.4	512.4	171.817	0.760	1.65		Unsaturated	0.0			84.79	1.70	144.15	144.15	0.99	0.485	1.100	n.a.	n.a.	n.a.	0.00	0.00
4.430	152.050	0.792	531.6	531.6	286.224	0.522	1.38		Unsaturated	0.0			143.71	1.52	219.03	219.03	0.99	0.485	1.100	n.a.	n.a.	n.a.	0.00	0.00
4.590	180.210	1.209	550.8	550.8	333.342	0.672	1.41		Unsaturated	0.0			170.33	1.44	245.94	245.94	0.99	0.484	1.100	n.a.	n.a.	n.a.	0.00	0.00
4.760	159.510	1.607	571.2	571.2	289.659	1.009	1.59		Unsaturated	0.0			150.77	1.48	223.26	223.26	0.99	0.484	1.100	n.a.	n.a.	n.a.	0.00	0.00
4.920	95.270	1.818	590.4	590.4	169.945	1.914	1.95		Unsaturated	18.8			90.05	1.57	141.82	180.94	0.99	0.484	1.100	n.a.	n.a.	n.a.	0.00	0.00
5.090	57.190	1.731	610.8	610.8	100.073	3.042	2.25		Unsaturated	43.0			54.05	1.64	88.51	153.92	0.99	0.484	1.100	n.a.	n.a.	n.a.	0.00	0.00
5.250	37.020	1.631	630.0	630.0	63.581	4.443	2.50		Unsaturated	63.3			34.99	1.70	59.48	125.80	0.99	0.483	1.100	n.a.	n.a.	n.a.	0.00	0.00
5.410	32.280	1.186	649.2	649.2	54.529	3.710	2.49		Unsaturated	62.3			30.51	1.70	51.87	115.77	0.99	0.483	1.100	n.a.	n.a.	n.a.	0.00	0.00
5.580	25.100	1.257	669.6	669.6	52.378	5.075	2.60		Unsaturated	71.2			23.72	1.70	40.33	102.93	0.99	0.483	1.100	n.a.	n.a.	n.a.	0.00	0.00
5.740	36.640	0.961	688.8	688.8	60.128	2.646	2.36		Unsaturated	51.6			34.63	1.67	57.84	119.84	0.99	0.483	1.100	n.a.	n.a.	n.a.	0.00	0.00
5.910	41.650	0.820	709.2	709.2	67.420	1.986	2.24		Unsaturated	41.8			39.37	1.64	64.43	123.14	0.99	0.482	1.100	n.a.	n.a.	n.a.	0.00	0.00
6.070	10.670	0.344	728.4	728.4	28.297	3.340	2.67		Unsaturated	76.4			10.09	1.70	17.14	73.79	0.99	0.482	1.092	n.a.	n.a.	n.a.	0.00	0.00
6.230	10.130	0.218	747.6	747.6	19.102	2.233	2.69		Unsaturated	78.5			9.57	1.70	16.28	72.96	0.99	0.482	1.089	n.a.	n.a.	n.a.	0.00	0.00
6.400	5.930	0.286	768.0	768.0	14.443	5.160	3.01		Unsaturated	100.0			5.60	1.70	9.53	66.42	0.99	0.482	1.083	n.a.	n.a.	n.a.	0.00	0.00
6.560	5.740	0.491	787.2	787.2	13.583	9.184	3.20		Unsaturated	100.0			5.43	1.70	9.22	66.02	0.99	0.481	1.080	n.a.	n.a.	n.a.	0.00	0.00
6.730	20.420	0.640	807.6	807.6	37.130	3.198	2.57		Unsaturated	68.3			19.30	1.65	31.79	91.33	0.99	0.481	1.096	n.a.	n.a.	n.a.	0.00	0.00
6.890	17.080	0.656	826.8	826.8	40.316	3.937	2.60		Unsaturated	71.2			16.14	1.65	26.64	85.23	0.99	0.481	1.089	n.a.	n.a.	n.a.	0.00	0.00
7.050	13.840	0.725	846.0	846.0	31.719	5.401	2.77		Unsaturated	84.8			13.08	1.65	21.55	80.64	0.99	0.480	1.084	n.a.	n.a.	n.a.	0.00	0.00
7.220	12.320	0.917	866.4	866.4	27.440	7.718	2.93		Unsaturated	97.2			11.64	1.63	19.03	78.62	0.99	0.480	1.080	n.a.	n.a.	n.a.	0.00	0.00
7.380	19.260	1.168	885.6	885.6	42.496	6.207	2.73		Unsaturated	81.3			18.20	1.58	28.69	89.48	0.98	0.480	1.085	n.a.	n.a.	n.a.	0.00	0.00
7.550	21.960	1.342	906.0	906.0	47.477	6.240	2.70		Unsaturated	78.8			20.76	1.55	32.07	93.52	0.98	0.480	1.086	n.a.	n.a.	n.a.	0.00	0.00
7.710	22.280	1.345	925.2	925.2	47.163	6.166	2.70		Unsaturated	78.7			21.06	1.53	32.18	93.64	0.98	0.479	1.084	n.a.	n.a.	n.a.	0.00	0.00
7.870	21.070	1.082	944.4	944.4	43.621	5.251	2.67		Unsaturated	76.4			19.91	1.52	30.28	90.82	0.98	0.479	1.080	n.a.	n.a.	n.a.	0.00	0.00
8.040	36.730	0.891	964.8	964.8	50.738	2.457	2.39	plastic	Clay	54.1			34.72	1.23	n.a.	n.a.	0.98	0.480	n.a.	n.a.	n.a.	n.a.	0.00	0.00
8.200	25.250	0.632	984.0	984.0	34.315	2.551	2.53	plastic	Clay	65.2			23.87	1.22	n.a.	n.a.	0.98	0.485	n.a.	n.a.	n.a.	n.a.	0.00	0.00
8.370	28.170	0.708	1004.4	1004.4	37.957	2.559	2.50	plastic	Clay	62.6			26.63	1.22	n.a.	n.a.	0.98	0.489	n.a.	n.a.	n.a.	n.a.	0.00	0.00
8.530	35.090	0.612	1023.6	1023.6	46.990	1.771	2.32	plastic	Clay	48.7			33.17	1.21	n.a.	n.a.	0.98	0.494	n.a.	n.a.	n.a.	n.a.	0.00	0.00
8.690	36.270	0.626	1042.8	1042.8	48.132	1.752	2.31	plastic	Clay	47.8			34.28	1.21	n.a.	n.a.	0.98	0.498	n.a.	n.a.	n.a.	n.a.	0.00	0.00
8.860	19.070	0.595	1063.2	1063.2	28.367	3.210	2.66	plastic	Clay	75.4			18.02	1.20	n.a.	n.a.	0.98	0.503	n.a.	n.a.	n.a.	n.a.	0.00	0.00
9.020	11.230	0.531	1082.4	1082.4	19.750	4.972	2.90		Clay	94.9			10.61	1.19	n.a.	n.a.	0.98	0.507	n.a.	n.a.	n.a.	n.a.	0.00	0.00
9.190	16.900	0.517	1102.8	1102.8	29.649	3.159	2.64		Clay	73.9			15.97	1.19	n.a.	n.a.	0.98	0.511	n.a.	n.a.	n.a.	n.a.	0.00	0.00
9.350	11.290	0.559	1122.0	1122.0	19.125	5.207	2.92		Clay	96.8			10.67	1.18	n.a.	n.a.	0.98	0.515	n.a.	n.a.	n.a.	n.a.	0.00	0.00
9.510	13.440	0.602	1141.2	1141.2	22.554	4.680	2.84		Clay	90.0			12.70	1.18	n.a.	n.a.	0.98	0.519	n.a.	n.a.	n.a.	n.a.	0.00	0.00
9.680	12.170	0.691	1161.6	1161.6	19.954	5.959	2.95		Clay	98.8			11.50	1.17	n.a.	n.a.	0.98	0.523	n.a.	n.a.	n.a.	n.a.	0.00	0.00
9.840	12.660	1.062	1180.8	1180.8	20.443	8.795	3.06		Clay	100.0			11.97	1.17	n.a.	n.a.	0.98	0.527	n.a.	n.a.	n.a.	n.a.	0.00	0.00
10.010	86.590	1.964	1201.2	1201.2	107.872	2.284	2.13	plastic	Clay	33.8			81.84	1.16	n.a.	n.a.	0.97	0.531	n.a.	n.a.	n.a.	n.a.	0.00	0.00
10.170	111.350	2.016	1220.4	1220.4	137.824	1.821	1.99	plastic	Clay	22.2			105.25	1.16	n.a.	n.a.	0.97	0.534	n.a.	n.a.	n.a.	n.a.	0.00	0.00
10.330	57.270	1.539	1239.6	1239.6	69.957	2.716	2.32	plastic	Clay	48.5			54.13	1.15	n.a.	n.a.	0.97	0.538	n.a.	n.a.	n.a.	n.a.	0.00	0.00
10.500	17.120	1.126	1260.0	1260.0	26.175	6.829	2.90		Clay	95.3			16.18	1.15	n.a.	n.a.	0.97	0.541	n.a.	n.a.	n.a.	n.a.	0.00	0.00
10.660	50.590	1.097	1279.2	1279.2	60.721	2.196	2.30	plastic	Clay	46.9			47.82	1.14	n.a.	n.a.	0.97	0.545	n.a.	n.a.	n.a.	n.a.	0.00	0.00
10.830	40.860	1.343	1299.6	1299.6	48.496	3.340	2.49	plastic	Clay	62.6			38.62	1.14	n.a.	n.a.	0.97	0.548	n.a.	n.a.	n.a.	n.a.	0.00	0.00
10.990	30.000	1.344	1318.8	1318.8	44.496	4.580	2.62		Clay	72.5			28.36	1.13	n.a.	n.a.	0.97	0.551	n.a.	n.a.	n.a.	n.a.	0.00	0.00

CORNERSTONE EARTH GROUP

CPT No. 2

PGA (A_{max}) 0.75

Total Settlement: 0.21 (Inches)

© 2014 Cornerstone Earth Group, Inc.

Depth (ft)	q_c (tsf)	f_s (tsf)	σ_{vc} (psf)	Insitu σ'_{vc} (psf)	Q	F (%)	I_c	Layer "Plastic" PI > 7	Flag Soil Type	Fines (%)	q_{cN} near interfaces (soft layer)	Thin Layer Factor (K_H)	Interpreted q_{cN}	C_N	q_{c1N}	q_{c1N-CS}	Stress Reduction Coeff, r_d	CSR	K_σ for Sand	$CRR_{M=7.5, \sigma'vc = 1 atm}$	CRR	Factor of Safety (CRR/CSR)	Vertical Strain ε_v	Settlement (Inches)
11.150	33.400	1.257	1338.0	1338.0	42.640	3.840	2.58	plastic	Clay	69.2			31.57	1.13	n.a.	n.a.	0.97	0.554	n.a.	n.a.	n.a.	n.a.	0.00	0.00
11.320	30.870	0.997	1358.4	1358.4	35.615	3.302	2.59	plastic	Clay	70.1			29.18	1.12	n.a.	n.a.	0.97	0.558	n.a.	n.a.	n.a.	n.a.	0.00	0.00
11.480	12.440	0.825	1377.6	1377.6	17.060	7.016	3.05		Clay	100.0			11.76	1.12	n.a.	n.a.	0.97	0.561	n.a.	n.a.	n.a.	n.a.	0.00	0.00
11.650	15.970	0.731	1398.0	1398.0	21.847	4.788	2.85		Clay	91.4			15.09	1.12	n.a.	n.a.	0.97	0.564	n.a.	n.a.	n.a.	n.a.	0.00	0.00
11.810	19.580	0.803	1417.2	1417.2	26.632	4.254	2.76		Clay	83.5			18.51	1.11	n.a.	n.a.	0.97	0.567	n.a.	n.a.	n.a.	n.a.	0.00	0.00
11.980	14.170	0.505	1437.6	1437.6	18.713	3.756	2.84		Clay	90.0			13.39	1.11	n.a.	n.a.	0.97	0.570	n.a.	n.a.	n.a.	n.a.	0.00	0.00
12.140	8.400	0.349	1456.8	1456.8	10.532	4.549	3.08		Clay	100.0			7.94	1.10	n.a.	n.a.	0.97	0.572	n.a.	n.a.	n.a.	n.a.	0.00	0.00
12.300	9.750	0.607	1476.0	1476.0	12.211	6.734	3.14		Clay	100.0			9.22	1.10	n.a.	n.a.	0.97	0.575	n.a.	n.a.	n.a.	n.a.	0.00	0.00
12.470	21.730	0.806	1496.4	1496.4	28.043	3.841	2.71		Clay	79.8			20.54	1.10	n.a.	n.a.	0.97	0.578	n.a.	n.a.	n.a.	n.a.	0.00	0.00
12.630	35.440	1.135	1515.6	1515.6	38.733	3.272	2.56	plastic	Clay	67.8			33.50	1.09	n.a.	n.a.	0.96	0.581	n.a.	n.a.	n.a.	n.a.	0.00	0.00
12.800	34.730	1.134	1536.0	1536.0	37.676	3.338	2.57	plastic	Clay	68.9			32.83	1.09	n.a.	n.a.	0.96	0.583	n.a.	n.a.	n.a.	n.a.	0.00	0.00
12.960	36.660	1.054	1555.2	1555.2	39.560	2.937	2.52	plastic	Clay	64.7			34.65	1.08	n.a.	n.a.	0.96	0.586	n.a.	n.a.	n.a.	n.a.	0.00	0.00
13.120	11.740	0.791	1574.4	1574.4	13.914	7.223	3.12		Clay	100.0			11.10	1.08	n.a.	n.a.	0.96	0.588	n.a.	n.a.	n.a.	n.a.	0.00	0.00
13.290	8.900	0.558	1594.8	1594.8	10.161	6.888	3.21		Clay	100.0			8.41	1.08	n.a.	n.a.	0.96	0.591	n.a.	n.a.	n.a.	n.a.	0.00	0.00
13.450	13.410	0.734	1614.0	1614.0	15.617	5.823	3.02		Clay	100.0			12.67	1.07	n.a.	n.a.	0.96	0.593	n.a.	n.a.	n.a.	n.a.	0.00	0.00
13.620	7.610	0.793	1634.4	1634.4	8.312	11.671	3.43		Clay	100.0			7.19	1.07	n.a.	n.a.	0.96	0.596	n.a.	n.a.	n.a.	n.a.	0.00	0.00
13.780	17.550	0.818	1653.6	1653.6	20.226	4.889	2.89		Clay	93.9			16.59	1.07	n.a.	n.a.	0.96	0.598	n.a.	n.a.	n.a.	n.a.	0.00	0.00
13.940	27.530	0.820	1672.8	1672.8	31.915	3.072	2.60		Clay	71.3			26.02	1.06	n.a.	n.a.	0.96	0.600	n.a.	n.a.	n.a.	n.a.	0.00	0.00
14.110	27.990	0.679	1693.2	1693.2	28.680	2.502	2.58	plastic	Clay	69.6			26.46	1.06	n.a.	n.a.	0.96	0.602	n.a.	n.a.	n.a.	n.a.	0.00	0.00
14.270	20.390	0.392	1712.4	1712.4	22.815	2.008	2.60		Clay	71.3			19.27	1.06	n.a.	n.a.	0.96	0.605	n.a.	n.a.	n.a.	n.a.	0.00	0.00
14.440	7.180	0.883	1732.8	1732.8	7.287	13.978	3.52		Clay	100.0			6.79	1.05	n.a.	n.a.	0.96	0.607	n.a.	n.a.	n.a.	n.a.	0.00	0.00
14.600	27.110	1.204	1752.0	1752.0	29.947	4.590	2.74		Clay	82.3			25.62	1.05	n.a.	n.a.	0.96	0.609	n.a.	n.a.	n.a.	n.a.	0.00	0.00
14.760	78.150	1.655	1771.2	1771.2	79.821	2.141	2.21	plastic	Clay	39.4			73.87	1.05	n.a.	n.a.	0.96	0.611	n.a.	n.a.	n.a.	n.a.	0.00	0.00
14.930	85.810	2.013	1791.6	1791.6	87.223	2.371	2.21	plastic	Clay	39.8			81.11	1.04	n.a.	n.a.	0.96	0.613	n.a.	n.a.	n.a.	n.a.	0.00	0.00
15.090	77.040	1.770	1810.9	1805.3	77.908	2.325	2.24	plastic	Clay	42.0			72.82	1.04	n.a.	n.a.	0.95	0.615	n.a.	n.a.	n.a.	n.a.	0.00	0.00
15.260	39.990	1.110	1831.5	1815.2	39.875	2.842	2.51	plastic	Clay	63.7			37.80	1.04	n.a.	n.a.	0.95	0.617	n.a.	n.a.	n.a.	n.a.	0.00	0.00
15.420	9.400	0.765	1850.8	1824.6	9.289	9.022	3.32		Clay	100.0			8.88	1.04	n.a.	n.a.	0.95	0.619	n.a.	n.a.	n.a.	n.a.	0.00	0.00
15.580	18.330	0.695	1870.2	1834.0	18.969	3.993	2.85		Clay	91.0			17.33	1.04	n.a.	n.a.	0.95	0.621	n.a.	n.a.	n.a.	n.a.	0.00	0.00
15.750	22.870	0.822	1890.8	1844.0	23.780	3.747	2.76		Clay	83.6			21.62	1.04	n.a.	n.a.	0.95	0.623	n.a.	n.a.	n.a.	n.a.	0.00	0.00
15.910	14.100	0.725	1910.1	1853.3	14.185	5.512	3.04		Clay	100.0			13.33	1.04	n.a.	n.a.	0.95	0.624	n.a.	n.a.	n.a.	n.a.	0.00	0.00
16.080	11.480	0.650	1930.7	1863.3	11.286	6.180	3.14		Clay	100.0			10.85	1.03	n.a.	n.a.	0.95	0.626	n.a.	n.a.	n.a.	n.a.	0.00	0.00
16.240	9.200	0.576	1950.0	1872.7	8.784	7.004	3.26		Clay	100.0			8.70	1.03	n.a.	n.a.	0.95	0.628	n.a.	n.a.	n.a.	n.a.	0.00	0.00
16.400	9.070	0.539	1969.4	1882.0	8.592	6.664	3.26		Clay	100.0			8.57	1.03	n.a.	n.a.	0.95	0.629	n.a.	n.a.	n.a.	n.a.	0.00	0.00
16.570	13.450	0.587	1990.0	1892.0	13.166	4.714	3.02		Clay	100.0			12.71	1.03	n.a.	n.a.	0.95	0.631	n.a.	n.a.	n.a.	n.a.	0.00	0.00
16.730	12.900	0.612	2009.3	1901.4	12.512	5.148	3.06		Clay	100.0			12.19	1.03	n.a.	n.a.	0.95	0.633	n.a.	n.a.	n.a.	n.a.	0.00	0.00
16.900	11.380	0.643	2029.9	1911.3	10.846	6.203	3.16		Clay	100.0			10.76	1.03	n.a.	n.a.	0.95	0.634	n.a.	n.a.	n.a.	n.a.	0.00	0.00
17.060	10.420	0.695	2049.3	1920.7	9.783	7.392	3.24		Clay	100.0			9.85	1.03	n.a.	n.a.	0.95	0.636	n.a.	n.a.	n.a.	n.a.	0.00	0.00
17.220	9.970	0.800	2068.6	1930.1	9.259	8.950	3.31		Clay	100.0			9.42	1.02	n.a.	n.a.	0.95	0.637	n.a.	n.a.	n.a.	n.a.	0.00	0.00
17.390	12.080	0.894	2089.2	1940.1	11.376	8.102	3.22		Clay	100.0			11.42	1.02	n.a.	n.a.	0.94	0.639	n.a.	n.a.	n.a.	n.a.	0.00	0.00
17.550	12.360	0.962	2108.6	1949.4	11.599	8.507	3.23		Clay	100.0			11.68	1.02	n.a.	n.a.	0.94	0.640	n.a.	n.a.	n.a.	n.a.	0.00	0.00
17.720	11.550	0.847	2129.1	1959.4	10.703	8.078	3.24		Clay	100.0			10.92	1.02	n.a.	n.a.	0.94	0.642	n.a.	n.a.	n.a.	n.a.	0.00	0.00
17.880	11.340	0.822	2148.5	1968.8	10.429	8.008	3.24		Clay	100.0			10.72	1.02	n.a.	n.a.	0.94	0.643	n.a.	n.a.	n.a.	n.a.	0.00	0.00
18.040	11.640	0.821	2167.8	1978.1	10.673	7.778	3.23		Clay	100.0			11.00	1.02	n.a.	n.a.	0.94	0.645	n.a.	n.a.	n.a.	n.a.	0.00	0.00
18.210	11.430	0.837	2188.4	1988.1	10.398	8.097	3.25		Clay	100.0			10.80	1.02	n.a.	n.a.	0.94	0.646	n.a.	n.a.	n.a.	n.a.	0.00	0.00
18.370	10.850	0.812	2207.8	1997.5	9.758	8.332	3.28		Clay	100.0			10.26	1.02	n.a.	n.a.	0.94	0.647	n.a.	n.a.	n.a.	n.a.	0.00	0.00
18.540	10.960	0.713	2228.3	2007.4	9.809	7.238	3.24		Clay	100.0			10.36	1.01	n.a.	n.a.	0.94	0.649	n.a.	n.a.	n.a.	n.a.	0.00	0.00
18.700	10.000	0.668	2247.7	2016.8	8.802	7.521	3.28		Clay	100.0			9.45	1.01	n.a.	n.a.	0.94	0.650	n.a.	n.a.	n.a.	n.a.	0.00	0.00
18.860	9.180	0.646	2267.1	2026.2	7.942	8.022	3.33		Clay	100.0			8.68	1.01	n.a.	n.a.	0.94	0.651	n.a.	n.a.	n.a.	n.a.	0.00	0.00
19.030	10.250	0.657	2287.6	2036.2	8.944	7.219	3.27		Clay	100.0			9.69	1.01	n.a.	n.a.	0.94	0.652	n.a.	n.a.	n.a.	n.a.	0.00	0.00
19.190	10.100	0.660	2307.0	2045.5	8.747	7.378	3.28		Clay	100.0			9.55	1.01	n.a.	n.a.	0.94	0.654	n.a.	n.a.	n.a.	n.a.	0.00	0.00
19.360	9.650	0.580	2327.6	2055.5	8.257	6.830	3.28		Clay	100.0			9.12	1.01	n.a.	n.a.	0.94	0.655	n.a.	n.a.	n.a.	n.a.	0.00	0.00
19.520	9.170	0.554	2346.9	2064.9	7.745	6.932	3.30		Clay	100.0			8.67	1.01	n.a.	n.a.	0.93	0.656	n.a.	n.a.	n.a.	n.a.	0.00	0.00
19.690	9.610	0.570	2367.5	2074.8	8.122	6.762	3.28		Clay	100.0			9.08	1.01	n.a.	n.a.	0.93	0.657	n.a.	n.a.	n.a.	n.a.	0.00	0.00
19.850	10.170	0.657	2386.9	2084.2	8.614	7.313	3.28		Clay	100.0			9.61	1.00	n.a.	n.a.	0.93	0.658	n.a.	n.a.	n.a.	n.a.	0.00	0.00
20.010	11.940	0.757	2406.2	2093.6	10.257	7.050	3.21		Clay	100.0			11.29	1.00	n.a.	n.a.	0.93	0.659	n.a.	n.a.	n.a.	n.a.	0.00	0.00
20.180	13.870	0.900	2426.8	2103.5	12.034	7.110	3.16		Clay	100.0			13.11	1.00	n.a.	n.a.	0.93	0.660	n.a.	n.a.	n.a.	n.a.	0.00	0.00
20.340	15.420	0.987	2446.1	2112.9	13.438	6.951	3.12		Clay	100.0			14.57	1.00	n.a.	n.a.	0.93	0.661	n.a.	n.a.	n.a.	n.a.	0.00	0.00
20.510	15.280	1.050	2466.7	2122.9	13.234	7.477	3.15		Clay	100.0			14.44	1.00	n.a.	n.a.	0.93	0.662	n.a.	n.a.	n.a.	n.a.	0.00	0.00
20.670	14.650	1.051	2486.1	2132.3	12.575	7.839	3.18		Clay	100.0			13.85	1.00	n.a.	n.a.	0.93	0.663	n.a.	n.a.	n.a.	n.a.	0.00	0.00
20.830	14.090	1.057	2505.4	2141.6	11.988	8.231	3.21		Clay	100.0			13.32	1.00	n.a.	n.a.	0.93	0.664	n.a.	n.a.	n.a.	n.a.	0.00	0.00
21.000	13.760	1.052	2526.0	2151.6	11.616	8.420	3.22		Clay	100.0			13.01	1.00	n.a.	n.a.	0.93	0.665	n.a.	n.a.	n.a.	n.a.	0.00	0.00
21.160	13.790	1.064	2545.4	2161.0	11.585	8.499	3.23		Clay	100.0			13.03	0.99	n.a.	n.a.	0.93	0.666	n.a.	n.a.	n.a.	n.a.	0.00	0.00
21.330	14.070	1.025	2565.9	2170.9	11.780	8.016	3.20		Clay	100.0			13.30	0.99	n.a.	n.a.	0.93	0.667	n.a.	n.a.	n.a.	n.a.	0.00	0.00
21.490	14.800	1.022	2585.3	2180.3	12.390	7.563	3.17		Clay	100.0			13.99	0.99	n.a.	n.a.	0.93	0.668	n.a.	n.a.	n.a.	n.a.	0.00	0.00
21.650	15.380	1.048	2604.7	2189.7	12.858	7.447	3.15		Clay	100.0			14.54	0.99	n.a.	n.a.	0.92	0.669	n.a.	n.a.	n.a.	n.a.	0.00	0.00
21.820	15.850	1.104	2625.2	2199.7	13.218	7.595	3.15		Clay	100.0			14.98	0.99	n.a.	n.a.	0.92	0.670	n.a.	n.a.	n.a.	n.a.	0.00	0.00
21.980	16.280	1.159	2644.6	2209.0	13.542	7.746	3.15		Clay	100.0			15.39	0.99	n.a.	n.a.	0.92	0.671	n.a.	n.a.	n.a.	n.a.	0.00	0.00

CORNERSTONE EARTH GROUP

CPT No. 2

PGA (A_{max}) 0.75

Total Settlement: 0.21 (Inches)

© 2014 Cornerstone Earth Group, Inc.

Depth (ft)	q_c (tsf)	f_s (tsf)	σ_{vc} (psf)	Insitu σ'_{vc} (psf)	Q	F (%)	I_c	Layer "Plastic" PI > 7	Flag Soil Type	Fines (%)	q_{cN} near interfaces (soft layer)	Thin Layer Factor (K_H)	Interpreted q_{cN}	C_N	q_{c1N}	q_{c1N-CS}	Stress Reduction Coeff, r_d	CSR	K_σ for Sand	$CRR_{M=7.5, \sigma'vc = 1 atm}$	CRR	Factor of Safety (CRR/CSR)	Vertical Strain ε_v	Settlement (Inches)
22.150	16.630	1.148	2665.2	2219.0	13.788	7.502	3.13		Clay	100.0			15.72	0.99	n.a.	n.a.	0.92	0.671	n.a.	n.a.	n.a.	n.a.	0.00	0.00
22.310	16.670	1.111	2684.5	2228.4	13.757	7.249	3.12		Clay	100.0			15.76	0.99	n.a.	n.a.	0.92	0.672	n.a.	n.a.	n.a.	n.a.	0.00	0.00
22.470	16.630	1.091	2703.9	2237.7	13.655	7.144	3.12		Clay	100.0			15.72	0.99	n.a.	n.a.	0.92	0.673	n.a.	n.a.	n.a.	n.a.	0.00	0.00
22.640	16.850	1.033	2724.4	2247.7	13.781	6.672	3.10		Clay	100.0			15.93	0.98	n.a.	n.a.	0.92	0.674	n.a.	n.a.	n.a.	n.a.	0.00	0.00
22.800	17.450	1.030	2743.8	2257.1	14.247	6.407	3.08		Clay	100.0			16.49	0.98	n.a.	n.a.	0.92	0.674	n.a.	n.a.	n.a.	n.a.	0.00	0.00
22.970	16.860	1.019	2764.4	2267.0	13.655	6.584	3.10		Clay	100.0			15.94	0.98	n.a.	n.a.	0.92	0.675	n.a.	n.a.	n.a.	n.a.	0.00	0.00
23.130	15.860	0.983	2783.7	2276.4	12.711	6.796	3.13		Clay	100.0			14.99	0.98	n.a.	n.a.	0.92	0.676	n.a.	n.a.	n.a.	n.a.	0.00	0.00
23.290	15.050	0.972	2803.1	2285.8	11.942	7.124	3.17		Clay	100.0			14.22	0.98	n.a.	n.a.	0.92	0.677	n.a.	n.a.	n.a.	n.a.	0.00	0.00
23.460	14.210	0.945	2823.7	2295.8	11.149	7.385	3.20		Clay	100.0			13.43	0.98	n.a.	n.a.	0.92	0.677	n.a.	n.a.	n.a.	n.a.	0.00	0.00
23.620	12.660	0.895	2843.0	2305.1	9.751	7.959	3.26		Clay	100.0			11.97	0.98	n.a.	n.a.	0.92	0.678	n.a.	n.a.	n.a.	n.a.	0.00	0.00
23.790	11.410	0.815	2863.6	2315.1	8.620	8.167	3.31		Clay	100.0			10.78	0.98	n.a.	n.a.	0.91	0.679	n.a.	n.a.	n.a.	n.a.	0.00	0.00
23.950	11.300	0.796	2883.0	2324.5	8.482	8.077	3.31		Clay	100.0			10.68	0.98	n.a.	n.a.	0.91	0.679	n.a.	n.a.	n.a.	n.a.	0.00	0.00
24.110	12.440	0.843	2902.3	2333.8	9.417	7.674	3.27		Clay	100.0			11.76	0.97	n.a.	n.a.	0.91	0.680	n.a.	n.a.	n.a.	n.a.	0.00	0.00
24.280	12.970	0.866	2922.9	2343.8	9.820	7.521	3.25		Clay	100.0			12.26	0.97	n.a.	n.a.	0.91	0.680	n.a.	n.a.	n.a.	n.a.	0.00	0.00
24.440	13.340	0.888	2942.2	2353.2	10.088	7.484	3.24		Clay	100.0			12.61	0.97	n.a.	n.a.	0.91	0.681	n.a.	n.a.	n.a.	n.a.	0.00	0.00
24.610	13.010	0.842	2962.8	2363.1	9.757	7.299	3.24		Clay	100.0			12.30	0.97	n.a.	n.a.	0.91	0.682	n.a.	n.a.	n.a.	n.a.	0.00	0.00
24.770	11.960	0.757	2982.2	2372.5	8.825	7.226	3.27		Clay	100.0			11.30	0.97	n.a.	n.a.	0.91	0.682	n.a.	n.a.	n.a.	n.a.	0.00	0.00
24.930	10.530	0.661	3001.5	2381.9	7.582	7.322	3.32		Clay	100.0			9.95	0.97	n.a.	n.a.	0.91	0.683	n.a.	n.a.	n.a.	n.a.	0.00	0.00
25.100	10.360	0.609	3022.1	2391.9	7.399	6.881	3.32		Clay	100.0			9.79	0.97	n.a.	n.a.	0.91	0.683	n.a.	n.a.	n.a.	n.a.	0.00	0.00
25.260	11.800	0.659	3041.5	2401.2	8.562	6.409	3.25		Clay	100.0			11.15	0.97	n.a.	n.a.	0.91	0.684	n.a.	n.a.	n.a.	n.a.	0.00	0.00
25.430	11.520	0.676	3062.0	2411.2	8.285	6.769	3.27		Clay	100.0			10.89	0.97	n.a.	n.a.	0.91	0.684	n.a.	n.a.	n.a.	n.a.	0.00	0.00
25.590	11.240	0.643	3081.4	2420.6	8.014	6.630	3.28		Clay	100.0			10.62	0.97	n.a.	n.a.	0.91	0.685	n.a.	n.a.	n.a.	n.a.	0.00	0.00
25.750	10.380	0.611	3100.8	2430.0	7.267	6.924	3.32		Clay	100.0			9.81	0.96	n.a.	n.a.	0.90	0.685	n.a.	n.a.	n.a.	n.a.	0.00	0.00
25.920	9.890	0.564	3121.3	2439.9	6.828	6.770	3.34		Clay	100.0			9.35	0.96	n.a.	n.a.	0.90	0.686	n.a.	n.a.	n.a.	n.a.	0.00	0.00
26.080	9.980	0.586	3140.7	2449.3	6.867	6.963	3.35		Clay	100.0			9.43	0.96	n.a.	n.a.	0.90	0.686	n.a.	n.a.	n.a.	n.a.	0.00	0.00
26.250	10.070	0.591	3161.3	2459.3	6.904	6.957	3.34		Clay	100.0			9.52	0.96	n.a.	n.a.	0.90	0.686	n.a.	n.a.	n.a.	n.a.	0.00	0.00
26.410	10.000	0.562	3180.6	2468.6	6.813	6.683	3.34		Clay	100.0			9.45	0.96	n.a.	n.a.	0.90	0.687	n.a.	n.a.	n.a.	n.a.	0.00	0.00
26.570	9.950	0.583	3200.0	2478.0	6.739	6.984	3.35		Clay	100.0			9.40	0.96	n.a.	n.a.	0.90	0.687	n.a.	n.a.	n.a.	n.a.	0.00	0.00
26.740	10.470	0.577	3220.5	2488.0	7.122	6.516	3.31		Clay	100.0			9.90	0.96	n.a.	n.a.	0.90	0.688	n.a.	n.a.	n.a.	n.a.	0.00	0.00
26.900	11.240	0.642	3239.9	2497.3	7.704	6.669	3.29		Clay	100.0			10.62	0.96	n.a.	n.a.	0.90	0.688	n.a.	n.a.	n.a.	n.a.	0.00	0.00
27.070	11.680	0.640	3260.5	2507.3	8.016	6.366	3.27		Clay	100.0			11.04	0.96	n.a.	n.a.	0.90	0.688	n.a.	n.a.	n.a.	n.a.	0.00	0.00
27.230	11.500	0.629	3279.8	2516.7	7.836	6.381	3.28		Clay	100.0			10.87	0.96	n.a.	n.a.	0.90	0.689	n.a.	n.a.	n.a.	n.a.	0.00	0.00
27.400	11.250	0.573	3300.4	2526.6	7.599	5.972	3.27		Clay	100.0			10.63	0.95	n.a.	n.a.	0.90	0.689	n.a.	n.a.	n.a.	n.a.	0.00	0.00
27.560	11.000	0.538	3319.8	2536.0	7.366	5.759	3.27		Clay	100.0			10.40	0.95	n.a.	n.a.	0.90	0.689	n.a.	n.a.	n.a.	n.a.	0.00	0.00
27.720	10.580	0.454	3339.1	2545.4	7.001	5.097	3.26		Clay	100.0			10.00	0.95	n.a.	n.a.	0.89	0.690	n.a.	n.a.	n.a.	n.a.	0.00	0.00
27.890	11.590	0.456	3359.7	2555.4	7.756	4.598	3.19		Clay	100.0			10.95	0.95	n.a.	n.a.	0.89	0.690	n.a.	n.a.	n.a.	n.a.	0.00	0.00
28.050	10.330	0.502	3379.1	2564.7	6.738	5.812	3.30		Clay	100.0			9.76	0.95	n.a.	n.a.	0.89	0.690	n.a.	n.a.	n.a.	n.a.	0.00	0.00
28.220	9.980	0.540	3399.6	2574.7	6.432	6.519	3.35		Clay	100.0			9.43	0.95	n.a.	n.a.	0.89	0.691	n.a.	n.a.	n.a.	n.a.	0.00	0.00
28.380	10.250	0.548	3419.0	2584.1	6.610	6.416	3.34		Clay	100.0			9.69	0.95	n.a.	n.a.	0.89	0.691	n.a.	n.a.	n.a.	n.a.	0.00	0.00
28.540	10.150	0.527	3438.3	2593.4	6.502	6.245	3.33		Clay	100.0			9.59	0.95	n.a.	n.a.	0.89	0.691	n.a.	n.a.	n.a.	n.a.	0.00	0.00
28.710	9.920	0.493	3458.9	2603.4	6.292	6.019	3.34		Clay	100.0			9.38	0.95	n.a.	n.a.	0.89	0.691	n.a.	n.a.	n.a.	n.a.	0.00	0.00
28.870	9.920	0.498	3478.3	2612.8	6.262	6.081	3.34		Clay	100.0			9.38	0.95	n.a.	n.a.	0.89	0.692	n.a.	n.a.	n.a.	n.a.	0.00	0.00
29.040	9.460	0.510	3498.8	2622.7	5.880	6.612	3.38		Clay	100.0			8.94	0.94	n.a.	n.a.	0.89	0.692	n.a.	n.a.	n.a.	n.a.	0.00	0.00
29.200	9.180	0.485	3518.2	2632.1	5.639	6.533	3.40		Clay	100.0			8.68	0.94	n.a.	n.a.	0.89	0.692	n.a.	n.a.	n.a.	n.a.	0.00	0.00
29.360	9.500	0.491	3537.6	2641.5	5.854	6.353	3.38		Clay	100.0			8.98	0.94	n.a.	n.a.	0.89	0.692	n.a.	n.a.	n.a.	n.a.	0.00	0.00
29.530	9.610	0.478	3558.1	2651.5	5.907	6.105	3.36		Clay	100.0			9.08	0.94	n.a.	n.a.	0.89	0.692	n.a.	n.a.	n.a.	n.a.	0.00	0.00
29.690	9.690	0.488	3577.5	2660.8	5.939	6.175	3.36		Clay	100.0			9.16	0.94	n.a.	n.a.	0.88	0.693	n.a.	n.a.	n.a.	n.a.	0.00	0.00
29.860	9.880	0.507	3598.1	2670.8	6.051	6.278	3.36		Clay	100.0			9.34	0.94	n.a.	n.a.	0.88	0.693	n.a.	n.a.	n.a.	n.a.	0.00	0.00
30.020	10.010	0.501	3617.4	2680.2	6.120	6.105	3.35		Clay	100.0			9.46	0.94	n.a.	n.a.	0.88	0.693	n.a.	n.a.	n.a.	n.a.	0.00	0.00
30.180	10.280	0.500	3636.8	2689.5	6.292	5.913	3.33		Clay	100.0			9.72	0.94	n.a.	n.a.	0.88	0.693	n.a.	n.a.	n.a.	n.a.	0.00	0.00
30.350	10.330	0.495	3657.4	2699.5	6.298	5.818	3.33		Clay	100.0			9.76	0.94	n.a.	n.a.	0.88	0.693	n.a.	n.a.	n.a.	n.a.	0.00	0.00
30.510	10.120	0.471	3676.7	2708.9	6.114	5.687	3.33		Clay	100.0			9.57	0.94	n.a.	n.a.	0.88	0.693	n.a.	n.a.	n.a.	n.a.	0.00	0.00
30.680	9.580	0.394	3697.3	2718.8	5.687	5.090	3.33		Clay	100.0			9.05	0.94	n.a.	n.a.	0.88	0.693	n.a.	n.a.	n.a.	n.a.	0.00	0.00
30.840	8.800	0.374	3716.6	2728.2	5.089	5.388	3.38		Clay	100.0			8.32	0.94	n.a.	n.a.	0.88	0.694	n.a.	n.a.	n.a.	n.a.	0.00	0.00
31.000	8.300	0.350	3736.0	2737.6	4.699	5.434	3.41		Clay	100.0			7.84	0.93	n.a.	n.a.	0.88	0.694	n.a.	n.a.	n.a.	n.a.	0.00	0.00
31.170	8.430	0.313	3756.6	2747.6	4.769	4.770	3.38		Clay	100.0			7.97	0.93	n.a.	n.a.	0.88	0.694	n.a.	n.a.	n.a.	n.a.	0.00	0.00
31.330	8.060	0.300	3775.9	2756.9	4.477	4.859	3.40		Clay	100.0			7.62	0.93	n.a.	n.a.	0.88	0.694	n.a.	n.a.	n.a.	n.a.	0.00	0.00
31.500	7.990	0.341	3796.5	2766.9	4.403	5.596	3.44		Clay	100.0			7.55	0.93	n.a.	n.a.	0.87	0.694	n.a.	n.a.	n.a.	n.a.	0.00	0.00
31.660	9.220	0.415	3815.9	2776.3	5.268	5.681	3.38		Clay	100.0			8.71	0.93	n.a.	n.a.	0.87	0.694	n.a.	n.a.	n.a.	n.a.	0.00	0.00
31.820	12.100	0.582	3835.2	2785.7	7.311	5.717	3.27		Clay	100.0			11.44	0.93	n.a.	n.a.	0.87	0.694	n.a.	n.a.	n.a.	n.a.	0.00	0.00
31.990	13.250	0.493	3855.8	2795.6	8.100	4.354	3.16		Clay	100.0			12.52	0.93	n.a.	n.a.	0.87	0.694	n.a.	n.a.	n.a.	n.a.	0.00	0.00
32.150	13.870	0.403	3875.2	2805.0	8.508	3.373	3.08		Clay	100.0			13.11	0.93	n.a.	n.a.	0.87	0.694	n.a.	n.a.	n.a.	n.a.	0.00	0.00
32.320	11.700	0.419	3895.7	2815.0	6.929	4.299	3.22		Clay	100.0			11.06	0.93	n.a.	n.a.	0.87	0.694	n.a.	n.a.	n.a.	n.a.	0.00	0.00
32.480	11.380	0.483	3915.1	2824.3	6.672	5.124	3.27		Clay	100.0			10.76	0.93	n.a.	n.a.	0.87	0.694	n.a.	n.a.	n.a.	n.a.	0.00	0.00
32.640	13.190	0.566	3934.4	2833.7	7.921	5.047	3.21		Clay	100.0			12.47	0.93	n.a.	n.a.	0.87	0.694	n.a.	n.a.	n.a.	n.a.	0.00	0.00
32.810	14.000	0.595	3955.0	2843.7	8.456	4.951	3.18		Clay	100.0			13.23	0.92	n.a.	n.a.	0.87	0.694	n.a.	n.a.	n.a.	n.a.	0.00	0.00
32.970	13.340	0.547	3974.4	2853.0	7.958	4.816	3.20		Clay	100.0			12.61	0.92	n.a.	n.a.	0.87	0.694	n.a.	n.a.	n.a.	n.a.	0.00	0.00

CORNERSTONE EARTH GROUP

CPT No. 2

PGA (A_{max}) 0.75

Total Settlement: 0.21 (Inches)

© 2014 Cornerstone Earth Group, Inc.

Depth (ft)	q_c (tsf)	f_s (tsf)	σ_{vc} (psf)	Insitu σ'_{vc} (psf)	Q	F (%)	I_c	Layer "Plastic" PI > 7	Flag Soil Type	Fines (%)	q_{cN} near interfaces (soft layer)	Thin Layer Factor (K_H)	Interpreted q_{cN}	C_N	q_{c1N}	q_{c1N-CS}	Stress Reduction Coeff, r_d	CSR	K_σ for Sand	$CRR_{M=7.5, \sigma'vc = 1 atm}$	CRR	Factor of Safety (CRR/CSR)	Vertical Strain ε_v	Settlement (Inches)
33.140	12.390	0.548	3994.9	2863.0	7.260	5.274	3.25		Clay	100.0			11.71	0.92	n.a.	n.a.	0.87	0.694	n.a.	n.a.	n.a.	n.a.	0.00	0.00
33.300	12.300	0.583	4014.3	2872.4	7.167	5.660	3.28		Clay	100.0			11.63	0.92	n.a.	n.a.	0.87	0.694	n.a.	n.a.	n.a.	n.a.	0.00	0.00
33.460	12.790	0.653	4033.7	2881.8	7.477	6.057	3.28		Clay	100.0			12.09	0.92	n.a.	n.a.	0.86	0.694	n.a.	n.a.	n.a.	n.a.	0.00	0.00
33.630	12.810	0.654	4054.2	2891.7	7.458	6.068	3.28		Clay	100.0			12.11	0.92	n.a.	n.a.	0.86	0.694	n.a.	n.a.	n.a.	n.a.	0.00	0.00
33.790	12.470	0.592	4073.6	2901.1	7.193	5.671	3.27		Clay	100.0			11.79	0.92	n.a.	n.a.	0.86	0.694	n.a.	n.a.	n.a.	n.a.	0.00	0.00
33.960	11.850	0.559	4094.2	2911.1	6.735	5.706	3.30		Clay	100.0			11.20	0.92	n.a.	n.a.	0.86	0.694	n.a.	n.a.	n.a.	n.a.	0.00	0.00
34.120	11.280	0.533	4113.5	2920.4	6.316	5.781	3.32		Clay	100.0			10.66	0.92	n.a.	n.a.	0.86	0.694	n.a.	n.a.	n.a.	n.a.	0.00	0.00
34.280	11.500	0.503	4132.9	2929.8	6.440	5.331	3.30		Clay	100.0			10.87	0.92	n.a.	n.a.	0.86	0.694	n.a.	n.a.	n.a.	n.a.	0.00	0.00
34.450	10.960	0.464	4153.5	2939.8	6.044	5.227	3.31		Clay	100.0			10.36	0.92	n.a.	n.a.	0.86	0.694	n.a.	n.a.	n.a.	n.a.	0.00	0.00
34.610	10.670	0.436	4172.8	2949.1	5.821	5.083	3.32		Clay	100.0			10.09	0.92	n.a.	n.a.	0.86	0.694	n.a.	n.a.	n.a.	n.a.	0.00	0.00
34.780	10.840	0.439	4193.4	2959.1	5.909	5.026	3.31		Clay	100.0			10.25	0.92	n.a.	n.a.	0.86	0.694	n.a.	n.a.	n.a.	n.a.	0.00	0.00
34.940	10.990	0.380	4212.7	2968.5	5.985	4.282	3.27		Clay	100.0			10.39	0.91	n.a.	n.a.	0.86	0.694	n.a.	n.a.	n.a.	n.a.	0.00	0.00
35.100	11.620	0.518	4232.1	2977.9	6.383	5.445	3.31		Clay	100.0			10.98	0.91	n.a.	n.a.	0.86	0.694	n.a.	n.a.	n.a.	n.a.	0.00	0.00
35.270	12.370	0.716	4252.7	2987.8	6.857	6.986	3.35		Clay	100.0			11.69	0.91	n.a.	n.a.	0.85	0.694	n.a.	n.a.	n.a.	n.a.	0.00	0.00
35.430	20.050	1.001	4272.0	2997.2	11.954	5.589	3.10		Clay	100.0			18.95	0.91	n.a.	n.a.	0.85	0.694	n.a.	n.a.	n.a.	n.a.	0.00	0.00
35.600	33.640	0.990	4292.6	3007.2	20.946	3.143	2.75		Clay	83.1			31.80	0.91	n.a.	n.a.	0.85	0.694	n.a.	n.a.	n.a.	n.a.	0.00	0.00
35.760	40.030	0.907	4312.0	3016.5	25.111	2.395	2.62		Clay	72.3			37.84	0.91	n.a.	n.a.	0.85	0.693	n.a.	n.a.	n.a.	n.a.	0.00	0.00
35.930	60.040	1.113	4332.5	3026.5	45.739	1.922	2.35		Sand	51.2		1.72	97.61	0.87	84.67	153.69	0.85	0.693	0.941	0.315	0.507	0.73	0.02	0.03
36.090	56.500	1.309	4351.9	3035.9	42.867	2.410	2.44		Sand	58.0		1.72	91.85	0.86	79.40	149.71	0.85	0.693	0.942	0.287	0.450	0.65	0.02	0.04
36.250	48.150	1.171	4371.3	3045.3	36.214	2.547	2.51		Sand	63.7		1.72	78.28	0.86	66.99	135.57	0.85	0.693	0.949	0.216	0.311	0.45	0.02	0.05
36.420	50.320	0.593	4391.8	3055.2	37.854	1.231	2.30		Sand	47.1		1.72	81.81	0.85	69.78	132.87	0.85	0.693	0.949	0.207	0.293	0.42	0.02	0.05
36.580	47.530	0.757	4411.2	3064.6	35.597	1.671	2.40		Sand	55.1	47.56	1.72	81.80	0.85	69.85	136.46	0.85	0.693	0.947	0.220	0.317	0.46	0.02	0.05
36.750	30.560	0.629	4431.8	3074.6	18.438	2.218	2.70		Clay	79.3			28.88	0.91	n.a.	n.a.	0.85	0.693	n.a.	n.a.	n.a.	n.a.	0.00	0.00
36.910	16.670	0.616	4451.1	3083.9	9.368	4.265	3.11		Clay	100.0			15.76	0.91	n.a.	n.a.	0.85	0.693	n.a.	n.a.	n.a.	n.a.	0.00	0.00
37.070	11.460	0.546	4470.5	3093.3	5.964	5.919	3.35		Clay	100.0			10.83	0.90	n.a.	n.a.	0.84	0.692	n.a.	n.a.	n.a.	n.a.	0.00	0.00
37.240	11.520	0.551	4491.0	3103.3	5.977	5.944	3.35		Clay	100.0			10.89	0.90	n.a.	n.a.	0.84	0.692	n.a.	n.a.	n.a.	n.a.	0.00	0.00
37.400	11.630	0.550	4510.4	3112.6	6.024	5.870	3.35		Clay	100.0			10.99	0.90	n.a.	n.a.	0.84	0.692	n.a.	n.a.	n.a.	n.a.	0.00	0.00
37.570	11.410	0.543	4531.0	3122.6	5.857	5.936	3.36		Clay	100.0			10.78	0.90	n.a.	n.a.	0.84	0.692	n.a.	n.a.	n.a.	n.a.	0.00	0.00
37.730	11.430	0.542	4550.3	3132.0	5.846	5.915	3.36		Clay	100.0			10.80	0.90	n.a.	n.a.	0.84	0.692	n.a.	n.a.	n.a.	n.a.	0.00	0.00
37.890	11.110	0.545	4569.7	3141.4	5.619	6.179	3.38		Clay	100.0			10.50	0.90	n.a.	n.a.	0.84	0.692	n.a.	n.a.	n.a.	n.a.	0.00	0.00
38.060	11.170	0.561	4590.3	3151.3	5.632	6.326	3.39		Clay	100.0			10.56	0.90	n.a.	n.a.	0.84	0.691	n.a.	n.a.	n.a.	n.a.	0.00	0.00
38.220	11.470	0.576	4609.6	3160.7	5.799	6.279	3.38		Clay	100.0			10.84	0.90	n.a.	n.a.	0.84	0.691	n.a.	n.a.	n.a.	n.a.	0.00	0.00
38.390	11.880	0.575	4630.2	3170.7	6.033	6.014	3.35		Clay	100.0			11.23	0.90	n.a.	n.a.	0.84	0.691	n.a.	n.a.	n.a.	n.a.	0.00	0.00
38.550	12.190	0.585	4649.6	3180.0	6.204	5.927	3.34		Clay	100.0			11.52	0.90	n.a.	n.a.	0.84	0.691	n.a.	n.a.	n.a.	n.a.	0.00	0.00
38.710	12.120	0.589	4668.9	3189.4	6.136	6.016	3.35		Clay	100.0			11.46	0.90	n.a.	n.a.	0.84	0.691	n.a.	n.a.	n.a.	n.a.	0.00	0.00
38.880	12.170	0.555	4689.5	3199.4	6.142	5.646	3.33		Clay	100.0			11.50	0.90	n.a.	n.a.	0.84	0.690	n.a.	n.a.	n.a.	n.a.	0.00	0.00
39.040	11.990	0.514	4708.8	3208.7	6.006	5.334	3.32		Clay	100.0			11.33	0.90	n.a.	n.a.	0.83	0.690	n.a.	n.a.	n.a.	n.a.	0.00	0.00
39.210	11.540	0.493	4729.4	3218.7	5.701	5.375	3.34		Clay	100.0			10.91	0.90	n.a.	n.a.	0.83	0.690	n.a.	n.a.	n.a.	n.a.	0.00	0.00
39.370	11.210	0.461	4748.8	3228.1	5.474	5.214	3.35		Clay	100.0			10.60	0.89	n.a.	n.a.	0.83	0.690	n.a.	n.a.	n.a.	n.a.	0.00	0.00
39.530	10.940	0.422	4768.1	3237.5	5.286	4.937	3.35		Clay	100.0			10.34	0.89	n.a.	n.a.	0.83	0.690	n.a.	n.a.	n.a.	n.a.	0.00	0.00
39.700	9.750	0.399	4788.7	3247.4	4.530	5.418	3.43		Clay	100.0			9.22	0.89	n.a.	n.a.	0.83	0.689	n.a.	n.a.	n.a.	n.a.	0.00	0.00
39.860	8.880	0.371	4808.1	3256.8	3.977	5.729	3.49		Clay	100.0			8.39	0.89	n.a.	n.a.	0.83	0.689	n.a.	n.a.	n.a.	n.a.	0.00	0.00
40.030	9.060	0.369	4828.6	3266.8	4.069	5.551	3.47		Clay	100.0			8.56	0.89	n.a.	n.a.	0.83	0.689	n.a.	n.a.	n.a.	n.a.	0.00	0.00
40.190	9.280	0.346	4848.0	3276.1	4.185	5.042	3.44		Clay	100.0			8.77	0.89	n.a.	n.a.	0.83	0.689	n.a.	n.a.	n.a.	n.a.	0.00	0.00
40.350	9.800	0.347	4867.4	3285.5	4.484	4.707	3.39		Clay	100.0			9.26	0.89	n.a.	n.a.	0.83	0.688	n.a.	n.a.	n.a.	n.a.	0.00	0.00
40.520	10.180	0.401	4887.9	3295.5	4.695	5.187	3.40		Clay	100.0			9.62	0.89	n.a.	n.a.	0.83	0.688	n.a.	n.a.	n.a.	n.a.	0.00	0.00
40.680	12.900	0.492	4907.3	3304.8	6.322	4.707	3.27		Clay	100.0			12.19	0.89	n.a.	n.a.	0.83	0.688	n.a.	n.a.	n.a.	n.a.	0.00	0.00
40.850	14.470	0.556	4927.9	3314.8	7.244	4.633	3.22		Clay	100.0			13.68	0.89	n.a.	n.a.	0.82	0.687	n.a.	n.a.	n.a.	n.a.	0.00	0.00
41.010	13.380	0.595	4947.2	3324.2	6.562	5.458	3.30		Clay	100.0			12.65	0.89	n.a.	n.a.	0.82	0.687	n.a.	n.a.	n.a.	n.a.	0.00	0.00
41.170	12.670	0.635	4966.6	3333.6	6.112	6.233	3.36		Clay	100.0			11.98	0.89	n.a.	n.a.	0.82	0.687	n.a.	n.a.	n.a.	n.a.	0.00	0.00
41.340	11.590	0.599	4987.1	3343.5	5.441	6.583	3.41		Clay	100.0			10.95	0.89	n.a.	n.a.	0.82	0.687	n.a.	n.a.	n.a.	n.a.	0.00	0.00
41.500	10.060	0.582	5006.5	3352.9	4.508	7.700	3.52		Clay	100.0			9.51	0.89	n.a.	n.a.	0.82	0.686	n.a.	n.a.	n.a.	n.a.	0.00	0.00
41.670	9.390	0.551	5027.1	3362.9	4.090	8.007	3.56		Clay	100.0			8.88	0.88	n.a.	n.a.	0.82	0.686	n.a.	n.a.	n.a.	n.a.	0.00	0.00
41.830	10.720	0.555	5046.4	3372.2	4.861	6.771	3.46		Clay	100.0			10.13	0.88	n.a.	n.a.	0.82	0.686	n.a.	n.a.	n.a.	n.a.	0.00	0.00
41.990	11.760	0.547	5065.8	3381.6	5.457	5.925	3.38		Clay	100.0			11.12	0.88	n.a.	n.a.	0.82	0.686	n.a.	n.a.	n.a.	n.a.	0.00	0.00
42.160	11.890	0.534	5086.4	3391.6	5.512	5.712	3.37		Clay	100.0			11.24	0.88	n.a.	n.a.	0.82	0.685	n.a.	n.a.	n.a.	n.a.	0.00	0.00
42.320	11.510	0.523	5105.7	3401.0	5.267	5.843	3.39		Clay	100.0			10.88	0.88	n.a.	n.a.	0.82	0.685	n.a.	n.a.	n.a.	n.a.	0.00	0.00
42.490	10.680	0.482	5126.3	3410.9	4.759	5.937	3.43		Clay	100.0			10.09	0.88	n.a.	n.a.	0.82	0.685	n.a.	n.a.	n.a.	n.a.	0.00	0.00
42.650	10.380	0.453	5145.7	3420.3	4.565	5.805	3.44		Clay	100.0			9.81	0.88	n.a.	n.a.	0.81	0.684	n.a.	n.a.	n.a.	n.a.	0.00	0.00
42.810	10.390	0.455	5165.0	3429.7	4.553	5.824	3.44		Clay	100.0			9.82	0.88	n.a.	n.a.	0.81	0.684	n.a.	n.a.	n.a.	n.a.	0.00	0.00
42.980	11.080	0.442	5185.6	3439.6	4.935	5.208	3.39		Clay	100.0			10.47	0.88	n.a.	n.a.	0.81	0.684	n.a.	n.a.	n.a.	n.a.	0.00	0.00
43.140	12.010	0.469	5204.9	3449.0	5.455	4.984	3.34		Clay	100.0			11.35	0.88	n.a.	n.a.	0.81	0.683	n.a.	n.a.	n.a.	n.a.	0.00	0.00
43.310	11.850	0.438	5225.5	3459.0	5.341	4.743	3.33		Clay	100.0			11.20	0.88	n.a.	n.a.	0.81	0.683	n.a.	n.a.	n.a.	n.a.	0.00	0.00
43.470	11.870	0.418	5244.9	3468.3	5.333	4.517	3.32		Clay	100.0			11.22	0.88	n.a.	n.a.	0.81	0.683	n.a.	n.a.	n.a.	n.a.	0.00	0.00
43.640	11.990	0.391	5265.4	3478.3	5.380	4.182	3.30		Clay	100.0			11.33	0.88	n.a.	n.a.	0.81	0.682	n.a.	n.a.	n.a.	n.a.	0.00	0.00
43.800	11.760	0.369	5284.8	3487.7	5.228	4.043	3.30		Clay	100.0			11.12	0.88	n.a.	n.a.	0.81	0.682	n.a.	n.a.	n.a.	n.a.	0.00	0.00
43.960	10.980	0.320	5304.2	3497.1	4.763	3.841	3.32		Clay	100.0			10.38	0.88	n.a.	n.a.	0.81	0.682	n.a.	n.a.	n.a.	n.a.	0.00	0.00

CORNERSTONE EARTH GROUP

CPT No.	2

PGA (A_{max})	0.75

Total Settlement:	0.21	(Inches)

© 2014 Cornerstone Earth Group, Inc.

Depth (ft)	q_c (tsf)	f_s (tsf)	σ_{vc} (psf)	Insitu σ'_{vc} (psf)	Q	F (%)	I_c	Layer "Plastic" PI > 7	Flag Soil Type	Fines (%)	q_{cN} near interfaces (soft layer)	Thin Layer Factor (K_H)	Interpreted q_{cN}	C_N	q_{c1N}	q_{c1N-CS}	Stress Reduction Coeff, r_d	CSR	K_σ for Sand	$CRR_{M=7.5, \sigma'vc = 1 atm}$	CRR	Factor of Safety (CRR/CSR)	Vertical Strain ε_v	Settlement (Inches)
44.130	10.020	0.275	5324.7	3507.0	4.196	3.743	3.36		Clay	100.0			9.47	0.88	n.a.	n.a.	0.81	0.681	n.a.	n.a.	n.a.	n.a.	0.00	0.00
44.290	9.490	0.267	5344.1	3516.4	3.878	3.909	3.40		Clay	100.0			8.97	0.87	n.a.	n.a.	0.81	0.681	n.a.	n.a.	n.a.	n.a.	0.00	0.00
44.460	9.720	0.343	5364.7	3526.4	3.991	4.879	3.45		Clay	100.0			9.19	0.87	n.a.	n.a.	0.80	0.681	n.a.	n.a.	n.a.	n.a.	0.00	0.00
44.620	10.530	0.509	5384.0	3535.7	4.434	6.488	3.48		Clay	100.0			9.95	0.87	n.a.	n.a.	0.80	0.680	n.a.	n.a.	n.a.	n.a.	0.00	0.00
44.780	15.060	0.559	5403.4	3545.1	6.972	4.522	3.23		Clay	100.0			14.23	0.87	n.a.	n.a.	0.80	0.680	n.a.	n.a.	n.a.	n.a.	0.00	0.00
44.950	16.860	0.561	5424.0	3555.1	7.959	3.964	3.15		Clay	100.0			15.94	0.87	n.a.	n.a.	0.80	0.680	n.a.	n.a.	n.a.	n.a.	0.00	0.00
45.110	14.310	0.498	5443.3	3564.4	6.502	4.294	3.24		Clay	100.0			13.53	0.87	n.a.	n.a.	0.80	0.679	n.a.	n.a.	n.a.	n.a.	0.00	0.00
45.280	12.140	0.450	5463.9	3574.4	5.264	4.785	3.34		Clay	100.0			11.47	0.87	n.a.	n.a.	0.80	0.679	n.a.	n.a.	n.a.	n.a.	0.00	0.00
45.440	11.530	0.416	5483.2	3583.8	4.905	4.734	3.36		Clay	100.0			10.90	0.87	n.a.	n.a.	0.80	0.679	n.a.	n.a.	n.a.	n.a.	0.00	0.00
45.600	11.770	0.427	5502.6	3593.2	5.020	4.733	3.36		Clay	100.0			11.12	0.87	n.a.	n.a.	0.80	0.678	n.a.	n.a.	n.a.	n.a.	0.00	0.00
45.770	12.000	0.441	5523.2	3603.1	5.128	4.775	3.35		Clay	100.0			11.34	0.87	n.a.	n.a.	0.80	0.678	n.a.	n.a.	n.a.	n.a.	0.00	0.00
45.930	12.210	0.463	5542.5	3612.5	5.226	4.900	3.35		Clay	100.0			11.54	0.87	n.a.	n.a.	0.80	0.677	n.a.	n.a.	n.a.	n.a.	0.00	0.00
46.100	12.660	0.476	5563.1	3622.5	5.454	4.814	3.33		Clay	100.0			11.97	0.87	n.a.	n.a.	0.80	0.677	n.a.	n.a.	n.a.	n.a.	0.00	0.00
46.260	12.900	0.498	5582.5	3631.8	5.567	4.922	3.33		Clay	100.0			12.19	0.87	n.a.	n.a.	0.80	0.677	n.a.	n.a.	n.a.	n.a.	0.00	0.00
46.420	15.390	0.472	5601.8	3641.2	6.915	3.746	3.18		Clay	100.0			14.55	0.87	n.a.	n.a.	0.79	0.676	n.a.	n.a.	n.a.	n.a.	0.00	0.00
46.590	15.690	0.455	5622.4	3651.2	7.055	3.529	3.16		Clay	100.0			14.83	0.87	n.a.	n.a.	0.79	0.676	n.a.	n.a.	n.a.	n.a.	0.00	0.00
46.750	15.230	0.452	5641.8	3660.6	6.780	3.646	3.18		Clay	100.0			14.40	0.87	n.a.	n.a.	0.79	0.675	n.a.	n.a.	n.a.	n.a.	0.00	0.00
46.920	13.960	0.427	5662.3	3670.5	6.064	3.838	3.24		Clay	100.0			13.19	0.86	n.a.	n.a.	0.79	0.675	n.a.	n.a.	n.a.	n.a.	0.00	0.00
47.080	13.200	0.391	5681.7	3679.9	5.630	3.771	3.26		Clay	100.0			12.48	0.86	n.a.	n.a.	0.79	0.675	n.a.	n.a.	n.a.	n.a.	0.00	0.00
47.240	12.820	0.311	5701.0	3689.3	5.405	3.123	3.23		Clay	100.0			12.12	0.86	n.a.	n.a.	0.79	0.674	n.a.	n.a.	n.a.	n.a.	0.00	0.00
47.410	11.940	0.330	5721.6	3699.2	4.909	3.632	3.30		Clay	100.0			11.29	0.86	n.a.	n.a.	0.79	0.674	n.a.	n.a.	n.a.	n.a.	0.00	0.00
47.570	11.580	0.331	5741.0	3708.6	4.697	3.796	3.33		Clay	100.0			10.95	0.86	n.a.	n.a.	0.79	0.674	n.a.	n.a.	n.a.	n.a.	0.00	0.00
47.740	12.230	0.341	5761.5	3718.6	5.028	3.652	3.29		Clay	100.0			11.56	0.86	n.a.	n.a.	0.79	0.673	n.a.	n.a.	n.a.	n.a.	0.00	0.00
47.900	11.600	0.328	5780.9	3727.9	4.673	3.767	3.33		Clay	100.0			10.96	0.86	n.a.	n.a.	0.79	0.673	n.a.	n.a.	n.a.	n.a.	0.00	0.00
48.060	11.330	0.300	5800.3	3737.3	4.511	3.564	3.33		Clay	100.0			10.71	0.86	n.a.	n.a.	0.79	0.672	n.a.	n.a.	n.a.	n.a.	0.00	0.00
48.230	11.300	0.308	5820.8	3747.3	4.478	3.674	3.34		Clay	100.0			10.68	0.86	n.a.	n.a.	0.78	0.672	n.a.	n.a.	n.a.	n.a.	0.00	0.00
48.390	11.730	0.363	5840.2	3756.7	4.690	4.118	3.35		Clay	100.0			11.09	0.86	n.a.	n.a.	0.78	0.671	n.a.	n.a.	n.a.	n.a.	0.00	0.00
48.560	13.040	0.411	5860.8	3766.6	5.368	4.063	3.29		Clay	100.0			12.33	0.86	n.a.	n.a.	0.78	0.671	n.a.	n.a.	n.a.	n.a.	0.00	0.00
48.720	13.470	0.408	5880.1	3776.0	5.577	3.872	3.27		Clay	100.0			12.73	0.86	n.a.	n.a.	0.78	0.671	n.a.	n.a.	n.a.	n.a.	0.00	0.00
48.880	12.880	0.386	5899.5	3785.4	5.247	3.882	3.29		Clay	100.0			12.17	0.86	n.a.	n.a.	0.78	0.670	n.a.	n.a.	n.a.	n.a.	0.00	0.00
49.050	12.540	0.376	5920.1	3795.3	5.048	3.922	3.31		Clay	100.0			11.85	0.86	n.a.	n.a.	0.78	0.670	n.a.	n.a.	n.a.	n.a.	0.00	0.00
49.210	13.210	0.451	5939.4	3804.7	5.383	4.401	3.31		Clay	100.0			12.49	0.86	n.a.	n.a.	0.78	0.669	n.a.	n.a.	n.a.	n.a.	0.00	0.00
49.380	15.560	0.605	5960.0	3814.7	6.596	4.805	3.26		Clay	100.0			14.71	0.86	n.a.	n.a.	0.78	0.669	n.a.	n.a.	n.a.	n.a.	0.00	0.00
49.540	19.250	0.680	5979.3	3824.0	8.504	4.183	3.14		Clay	100.0			18.19	0.86	n.a.	n.a.	0.78	0.669	n.a.	n.a.	n.a.	n.a.	0.00	0.00
49.700	22.410	0.759	5998.7	3833.4	10.127	3.912	3.06		Clay	100.0			21.18	0.85	n.a.	n.a.	0.78	0.668	n.a.	n.a.	n.a.	n.a.	0.00	0.00
49.870	22.200	0.783	6019.3	3843.4	9.986	4.078	3.07		Clay	100.0			20.98	0.85	n.a.	n.a.	0.78	0.668	n.a.	n.a.	n.a.	n.a.	0.00	0.00
50.030	21.620	0.780	6038.6	3852.8	9.656	4.193	3.09		Clay	100.0			20.43	0.85	n.a.	n.a.	0.77	0.667	n.a.	n.a.	n.a.	n.a.	0.00	0.00
50.200	22.050	0.698	6059.2	3862.7	9.848	3.672	3.05		Clay	100.0			20.84	0.85	n.a.	n.a.	0.77	0.667	n.a.	n.a.	n.a.	n.a.	0.00	0.00
50.360	21.440	0.680	6078.6	3872.1	9.504	3.698	3.07		Clay	100.0			20.26	0.85	n.a.	n.a.	0.77	0.666	n.a.	n.a.	n.a.	n.a.	0.00	0.00
50.520	20.600	0.627	6097.9	3881.5	9.043	3.572	3.08		Clay	100.0			19.47	0.85	n.a.	n.a.	0.77	0.666	n.a.	n.a.	n.a.	n.a.	0.00	0.00
50.690	19.170	0.575	6118.5	3891.4	8.280	3.570	3.11		Clay	100.0			18.12	0.85	n.a.	n.a.	0.77	0.665	n.a.	n.a.	n.a.	n.a.	0.00	0.00
50.850	17.490	0.499	6137.9	3900.8	7.394	3.462	3.14		Clay	100.0			16.53	0.85	n.a.	n.a.	0.77	0.665	n.a.	n.a.	n.a.	n.a.	0.00	0.00
51.020	16.730	0.533	6158.4	3910.8	6.981	3.902	3.19		Clay	100.0			15.81	0.85	n.a.	n.a.	0.77	0.665	n.a.	n.a.	n.a.	n.a.	0.00	0.00
51.180	18.070	0.572	6177.8	3920.1	7.643	3.819	3.15		Clay	100.0			17.08	0.85	n.a.	n.a.	0.77	0.664	n.a.	n.a.	n.a.	n.a.	0.00	0.00
51.350	19.710	0.645	6198.4	3930.1	8.453	3.881	3.12		Clay	100.0			18.63	0.85	n.a.	n.a.	0.77	0.664	n.a.	n.a.	n.a.	n.a.	0.00	0.00
51.510	18.770	0.884	6217.7	3939.5	7.951	5.644	3.24		Clay	100.0			17.74	0.85	n.a.	n.a.	0.77	0.663	n.a.	n.a.	n.a.	n.a.	0.00	0.00
51.670	19.110	1.041	6237.1	3948.9	8.099	6.512	3.27		Clay	100.0			18.06	0.85	n.a.	n.a.	0.77	0.663	n.a.	n.a.	n.a.	n.a.	0.00	0.00
51.840	26.740	0.654	6257.6	3958.8	11.928	2.769	2.91		Clay	96.1			25.27	0.85	n.a.	n.a.	0.77	0.662	n.a.	n.a.	n.a.	n.a.	0.00	0.00
52.000	32.160	0.393	6277.0	3968.2	14.627	1.353	2.67		Clay	76.7			30.40	0.85	n.a.	n.a.	0.76	0.662	n.a.	n.a.	n.a.	n.a.	0.00	0.00
52.170	21.060	0.365	6297.6	3978.2	9.005	2.037	2.94		Clay	98.5			19.91	0.85	n.a.	n.a.	0.76	0.661	n.a.	n.a.	n.a.	n.a.	0.00	0.00
52.330	16.390	0.351	6316.9	3987.5	6.636	2.653	3.12		Clay	100.0			15.49	0.85	n.a.	n.a.	0.76	0.661	n.a.	n.a.	n.a.	n.a.	0.00	0.00
52.490	15.990	0.350	6336.3	3996.9	6.416	2.730	3.14		Clay	100.0			15.11	0.85	n.a.	n.a.	0.76	0.661	n.a.	n.a.	n.a.	n.a.	0.00	0.00
52.660	16.250	0.395	6356.9	4006.9	6.525	3.018	3.15		Clay	100.0			15.36	0.84	n.a.	n.a.	0.76	0.660	n.a.	n.a.	n.a.	n.a.	0.00	0.00
52.820	17.530	0.437	6376.2	4016.3	7.142	3.049	3.12		Clay	100.0			16.57	0.84	n.a.	n.a.	0.76	0.660	n.a.	n.a.	n.a.	n.a.	0.00	0.00
52.990	18.400	0.485	6396.8	4026.2	7.551	3.189	3.11		Clay	100.0			17.39	0.84	n.a.	n.a.	0.76	0.659	n.a.	n.a.	n.a.	n.a.	0.00	0.00
53.150	18.490	0.663	6416.2	4035.6	7.574	4.340	3.19		Clay	100.0			17.48	0.84	n.a.	n.a.	0.76	0.659	n.a.	n.a.	n.a.	n.a.	0.00	0.00
53.310	20.180	0.815	6435.5	4045.0	8.387	4.802	3.18		Clay	100.0			19.07	0.84	n.a.	n.a.	0.76	0.658	n.a.	n.a.	n.a.	n.a.	0.00	0.00
53.480	21.090	0.904	6456.1	4054.9	8.810	5.063	3.17		Clay	100.0			19.93	0.84	n.a.	n.a.	0.76	0.658	n.a.	n.a.	n.a.	n.a.	0.00	0.00
53.640	22.000	0.844	6475.4	4064.3	9.233	4.497	3.13		Clay	100.0			20.79	0.84	n.a.	n.a.	0.76	0.657	n.a.	n.a.	n.a.	n.a.	0.00	0.00
53.810	20.930	0.737	6496.0	4074.3	8.680	4.166	3.13		Clay	100.0			19.78	0.84	n.a.	n.a.	0.76	0.657	n.a.	n.a.	n.a.	n.a.	0.00	0.00
53.970	18.730	0.574	6515.4	4083.6	7.578	3.712	3.15		Clay	100.0			17.70	0.84	n.a.	n.a.	0.75	0.656	n.a.	n.a.	n.a.	n.a.	0.00	0.00
54.130	16.710	0.472	6534.7	4093.0	6.569	3.510	3.19		Clay	100.0			15.79	0.84	n.a.	n.a.	0.75	0.656	n.a.	n.a.	n.a.	n.a.	0.00	0.00
54.300	15.120	0.412	6555.3	4103.0	5.773	3.479	3.23		Clay	100.0			14.29	0.84	n.a.	n.a.	0.75	0.655	n.a.	n.a.	n.a.	n.a.	0.00	0.00
54.460	15.480	0.427	6574.7	4112.4	5.930	3.503	3.22		Clay	100.0			14.63	0.84	n.a.	n.a.	0.75	0.655	n.a.	n.a.	n.a.	n.a.	0.00	0.00
54.630	15.990	0.652	6595.2	4122.3	6.158	5.138	3.30		Clay	100.0			15.11	0.84	n.a.	n.a.	0.75	0.654	n.a.	n.a.	n.a.	n.a.	0.00	0.00
54.790	18.040	0.999	6614.6	4131.7	7.132	6.782	3.33		Clay	100.0			17.05	0.84	n.a.	n.a.	0.75	0.654	n.a.	n.a.	n.a.	n.a.	0.00	0.00
54.950	24.650	0.970	6634.0	4141.1	10.303	4.549	3.09		Clay	100.0			23.30	0.84	n.a.	n.a.	0.75	0.654	n.a.	n.a.	n.a.	n.a.	0.00	0.00

CORNERSTONE EARTH GROUP

CPT No. 2

PGA (A_{max}) 0.75

Total Settlement: 0.21 (Inches)

© 2014 Cornerstone Earth Group, Inc.

Depth (ft)	q_c (tsf)	f_s (tsf)	σ_{vc} (psf)	Insitu σ'_{vc} (psf)	Q	F (%)	I_c	Layer "Plastic" PI > 7	Flag Soil Type	Fines (%)	q_{cN} near interfaces (soft layer)	Thin Layer Factor (K_H)	Interpreted q_{cN}	C_N	q_{c1N}	q_{c1N-CS}	Stress Reduction Coeff, r_d	CSR	K_σ for Sand	$CRR_{M=7.5, \sigma'vc = 1 atm}$	CRR	Factor of Safety (CRR/CSR)	Vertical Strain ε_v	Settlement (Inches)
55.120	38.900	0.762	6654.5	4151.0	17.139	2.143	2.72		Clay	80.7			36.77	0.84	n.a.	n.a.	0.75	0.653	n.a.	n.a.	n.a.	n.a.	0.00	0.00
55.280	41.870	0.716	6673.9	4160.4	18.524	1.857	2.66		Clay	75.7			39.57	0.84	n.a.	n.a.	0.75	0.653	n.a.	n.a.	n.a.	n.a.	0.00	0.00
55.450	29.970	0.538	6694.5	4170.4	12.768	2.019	2.81		Clay	88.1			28.33	0.84	n.a.	n.a.	0.75	0.652	n.a.	n.a.	n.a.	n.a.	0.00	0.00
55.610	22.370	0.551	6713.8	4179.7	9.098	2.897	3.02		Clay	100.0			21.14	0.84	n.a.	n.a.	0.75	0.652	n.a.	n.a.	n.a.	n.a.	0.00	0.00
55.770	20.300	0.533	6733.2	4189.1	8.084	3.150	3.09		Clay	100.0			19.19	0.84	n.a.	n.a.	0.74	0.651	n.a.	n.a.	n.a.	n.a.	0.00	0.00
55.940	20.090	0.540	6753.7	4199.1	7.960	3.229	3.10		Clay	100.0			18.99	0.83	n.a.	n.a.	0.74	0.651	n.a.	n.a.	n.a.	n.a.	0.00	0.00
56.100	19.970	0.627	6773.1	4208.5	7.881	3.778	3.14		Clay	100.0			18.88	0.83	n.a.	n.a.	0.74	0.650	n.a.	n.a.	n.a.	n.a.	0.00	0.00
56.270	21.430	0.711	6793.7	4218.4	8.550	3.941	3.12		Clay	100.0			20.26	0.83	n.a.	n.a.	0.74	0.650	n.a.	n.a.	n.a.	n.a.	0.00	0.00
56.430	23.210	0.747	6813.0	4227.8	9.368	3.773	3.08		Clay	100.0			21.94	0.83	n.a.	n.a.	0.74	0.649	n.a.	n.a.	n.a.	n.a.	0.00	0.00
56.590	22.210	0.733	6832.4	4237.2	8.871	3.901	3.11		Clay	100.0			20.99	0.83	n.a.	n.a.	0.74	0.649	n.a.	n.a.	n.a.	n.a.	0.00	0.00
56.760	20.500	0.714	6853.0	4247.1	8.040	4.180	3.16		Clay	100.0			19.38	0.83	n.a.	n.a.	0.74	0.648	n.a.	n.a.	n.a.	n.a.	0.00	0.00
56.920	19.190	0.634	6872.3	4256.5	7.402	4.024	3.18		Clay	100.0			18.14	0.83	n.a.	n.a.	0.74	0.648	n.a.	n.a.	n.a.	n.a.	0.00	0.00
57.090	18.540	0.608	6892.9	4266.5	7.075	4.029	3.19		Clay	100.0			17.52	0.83	n.a.	n.a.	0.74	0.647	n.a.	n.a.	n.a.	n.a.	0.00	0.00
57.250	19.560	0.532	6912.3	4275.9	7.532	3.304	3.12		Clay	100.0			18.49	0.83	n.a.	n.a.	0.74	0.647	n.a.	n.a.	n.a.	n.a.	0.00	0.00
57.410	19.000	0.535	6931.6	4285.2	7.250	3.445	3.15		Clay	100.0			17.96	0.83	n.a.	n.a.	0.74	0.646	n.a.	n.a.	n.a.	n.a.	0.00	0.00
57.580	18.950	0.560	6952.2	4295.2	7.205	3.622	3.16		Clay	100.0			17.91	0.83	n.a.	n.a.	0.74	0.646	n.a.	n.a.	n.a.	n.a.	0.00	0.00
57.740	19.610	0.642	6971.5	4304.6	7.492	3.983	3.17		Clay	100.0			18.53	0.83	n.a.	n.a.	0.73	0.645	n.a.	n.a.	n.a.	n.a.	0.00	0.00
57.910	20.580	0.498	6992.1	4314.5	7.919	2.913	3.07		Clay	100.0			19.45	0.83	n.a.	n.a.	0.73	0.645	n.a.	n.a.	n.a.	n.a.	0.00	0.00
58.070	21.440	0.396	7011.5	4323.9	8.295	2.210	2.99		Clay	100.0			20.26	0.83	n.a.	n.a.	0.73	0.644	n.a.	n.a.	n.a.	n.a.	0.00	0.00
58.230	18.640	0.333	7030.8	4333.3	6.981	2.200	3.06		Clay	100.0			17.62	0.83	n.a.	n.a.	0.73	0.644	n.a.	n.a.	n.a.	n.a.	0.00	0.00
58.400	15.120	0.319	7051.4	4343.2	5.339	2.753	3.21		Clay	100.0			14.29	0.83	n.a.	n.a.	0.73	0.643	n.a.	n.a.	n.a.	n.a.	0.00	0.00
58.560	14.140	0.391	7070.8	4352.6	4.873	3.683	3.31		Clay	100.0			13.36	0.83	n.a.	n.a.	0.73	0.643	n.a.	n.a.	n.a.	n.a.	0.00	0.00
58.730	15.670	0.475	7091.3	4362.6	5.558	3.914	3.27		Clay	100.0			14.81	0.83	n.a.	n.a.	0.73	0.642	n.a.	n.a.	n.a.	n.a.	0.00	0.00
58.890	18.060	0.572	7110.7	4372.0	6.635	3.945	3.21		Clay	100.0			17.07	0.83	n.a.	n.a.	0.73	0.642	n.a.	n.a.	n.a.	n.a.	0.00	0.00
59.060	18.620	0.637	7131.3	4381.9	6.871	4.228	3.22		Clay	100.0			17.60	0.83	n.a.	n.a.	0.73	0.641	n.a.	n.a.	n.a.	n.a.	0.00	0.00
59.220	18.960	0.699	7150.6	4391.3	7.007	4.543	3.23		Clay	100.0			17.92	0.82	n.a.	n.a.	0.73	0.641	n.a.	n.a.	n.a.	n.a.	0.00	0.00
59.380	18.960	0.701	7170.0	4400.7	6.988	4.558	3.23		Clay	100.0			17.92	0.82	n.a.	n.a.	0.73	0.640	n.a.	n.a.	n.a.	n.a.	0.00	0.00
59.550	18.450	0.672	7190.6	4410.6	6.736	4.520	3.24		Clay	100.0			17.44	0.82	n.a.	n.a.	0.73	0.640	n.a.	n.a.	n.a.	n.a.	0.00	0.00
59.710	17.670	0.591	7209.9	4420.0	6.364	4.204	3.24		Clay	100.0			16.70	0.82	n.a.	n.a.	0.73	0.639	n.a.	n.a.	n.a.	n.a.	0.00	0.00
59.880	17.160	0.538	7230.5	4430.0	6.115	3.973	3.24		Clay	100.0			16.22	0.82	n.a.	n.a.	0.72	0.639	n.a.	n.a.	n.a.	n.a.	0.00	0.00
60.040	16.760	0.566	7249.8	4439.3	5.918	4.309	3.27		Clay	100.0			15.84	0.82	n.a.	n.a.	0.72	0.638	n.a.	n.a.	n.a.	n.a.	0.00	0.00
60.200	17.060	0.603	7269.2	4448.7	6.036	4.489	3.28		Clay	100.0			16.12	0.82	n.a.	n.a.	0.72	0.638	n.a.	n.a.	n.a.	n.a.	0.00	0.00
60.370	18.120	0.623	7289.8	4458.7	6.493	4.303	3.24		Clay	100.0			17.13	0.82	n.a.	n.a.	0.72	0.637	n.a.	n.a.	n.a.	n.a.	0.00	0.00
60.530	18.520	0.675	7309.1	4468.1	6.654	4.541	3.24		Clay	100.0			17.50	0.82	n.a.	n.a.	0.72	0.637	n.a.	n.a.	n.a.	n.a.	0.00	0.00
60.700	18.700	0.591	7329.7	4478.0	6.715	3.927	3.21		Clay	100.0			17.67	0.82	n.a.	n.a.	0.72	0.636	n.a.	n.a.	n.a.	n.a.	0.00	0.00
60.860	18.900	0.539	7349.1	4487.4	6.786	3.540	3.18		Clay	100.0			17.86	0.82	n.a.	n.a.	0.72	0.636	n.a.	n.a.	n.a.	n.a.	0.00	0.00
61.020	17.190	0.564	7368.4	4496.8	6.007	4.172	3.26		Clay	100.0			16.25	0.82	n.a.	n.a.	0.72	0.635	n.a.	n.a.	n.a.	n.a.	0.00	0.00
61.190	17.150	0.565	7389.0	4506.7	5.971	4.201	3.26		Clay	100.0			16.21	0.82	n.a.	n.a.	0.72	0.635	n.a.	n.a.	n.a.	n.a.	0.00	0.00
61.350	19.690	0.585	7408.4	4516.1	7.079	3.658	3.17		Clay	100.0			18.61	0.82	n.a.	n.a.	0.72	0.634	n.a.	n.a.	n.a.	n.a.	0.00	0.00
61.520	19.630	0.640	7428.9	4526.1	7.033	4.020	3.19		Clay	100.0			18.55	0.82	n.a.	n.a.	0.72	0.634	n.a.	n.a.	n.a.	n.a.	0.00	0.00
61.680	20.290	0.636	7448.3	4535.4	7.305	3.838	3.17		Clay	100.0			19.18	0.82	n.a.	n.a.	0.72	0.633	n.a.	n.a.	n.a.	n.a.	0.00	0.00
61.840	20.630	0.642	7467.6	4544.8	7.435	3.797	3.16		Clay	100.0			19.50	0.82	n.a.	n.a.	0.71	0.633	n.a.	n.a.	n.a.	n.a.	0.00	0.00
62.010	19.480	0.604	7488.2	4554.8	6.910	3.840	3.19		Clay	100.0			18.41	0.82	n.a.	n.a.	0.71	0.632	n.a.	n.a.	n.a.	n.a.	0.00	0.00
62.170	18.540	0.551	7507.6	4564.2	6.479	3.724	3.21		Clay	100.0			17.52	0.82	n.a.	n.a.	0.71	0.632	n.a.	n.a.	n.a.	n.a.	0.00	0.00
62.340	17.470	0.642	7528.1	4574.1	5.993	4.684	3.29		Clay	100.0			16.51	0.82	n.a.	n.a.	0.71	0.631	n.a.	n.a.	n.a.	n.a.	0.00	0.00
62.500	18.180	0.693	7547.5	4583.5	6.286	4.808	3.28		Clay	100.0			17.18	0.82	n.a.	n.a.	0.71	0.631	n.a.	n.a.	n.a.	n.a.	0.00	0.00
62.660	21.370	0.432	7566.9	4592.9	7.658	2.458	3.05		Clay	100.0			20.20	0.82	n.a.	n.a.	0.71	0.630	n.a.	n.a.	n.a.	n.a.	0.00	0.00
62.830	23.650	0.387	7587.4	4602.8	8.628	1.949	2.95		Clay	99.0			22.35	0.81	n.a.	n.a.	0.71	0.630	n.a.	n.a.	n.a.	n.a.	0.00	0.00
62.990	18.220	0.324	7606.8	4612.2	6.251	2.247	3.10		Clay	100.0			17.22	0.81	n.a.	n.a.	0.71	0.629	n.a.	n.a.	n.a.	n.a.	0.00	0.00
63.160	15.170	0.345	7627.4	4622.2	4.914	3.040	3.26		Clay	100.0			14.34	0.81	n.a.	n.a.	0.71	0.629	n.a.	n.a.	n.a.	n.a.	0.00	0.00
63.320	14.540	0.362	7646.7	4631.6	4.628	3.382	3.31		Clay	100.0			13.74	0.81	n.a.	n.a.	0.71	0.628	n.a.	n.a.	n.a.	n.a.	0.00	0.00
63.480	15.280	0.326	7666.1	4640.9	4.933	2.844	3.24		Clay	100.0			14.44	0.81	n.a.	n.a.	0.71	0.628	n.a.	n.a.	n.a.	n.a.	0.00	0.00
63.650	15.600	0.321	7686.7	4650.9	5.056	2.728	3.22		Clay	100.0			14.74	0.81	n.a.	n.a.	0.71	0.627	n.a.	n.a.	n.a.	n.a.	0.00	0.00
63.810	14.940	0.393	7706.0	4660.3	4.758	3.547	3.31		Clay	100.0			14.12	0.81	n.a.	n.a.	0.71	0.627	n.a.	n.a.	n.a.	n.a.	0.00	0.00
63.980	15.720	0.356	7726.6	4670.2	5.078	3.001	3.24		Clay	100.0			14.86	0.81	n.a.	n.a.	0.70	0.626	n.a.	n.a.	n.a.	n.a.	0.00	0.00
64.140	17.370	0.356	7745.9	4679.6	5.768	2.635	3.17		Clay	100.0			16.42	0.81	n.a.	n.a.	0.70	0.626	n.a.	n.a.	n.a.	n.a.	0.00	0.00
64.300	17.300	0.385	7765.3	4689.0	5.723	2.870	3.19		Clay	100.0			16.35	0.81	n.a.	n.a.	0.70	0.625	n.a.	n.a.	n.a.	n.a.	0.00	0.00
64.470	17.630	0.394	7785.9	4698.9	5.847	2.866	3.18		Clay	100.0			16.66	0.81	n.a.	n.a.	0.70	0.625	n.a.	n.a.	n.a.	n.a.	0.00	0.00
64.630	16.940	0.411	7805.2	4708.3	5.538	3.152	3.22		Clay	100.0			16.01	0.81	n.a.	n.a.	0.70	0.624	n.a.	n.a.	n.a.	n.a.	0.00	0.00
64.800	16.600	0.420	7825.8	4718.3	5.378	3.309	3.25		Clay	100.0			15.69	0.81	n.a.	n.a.	0.70	0.624	n.a.	n.a.	n.a.	n.a.	0.00	0.00
64.960	16.350	0.467	7845.2	4727.7	5.257	3.755	3.28		Clay	100.0			15.45	0.81	n.a.	n.a.	0.70	0.623	n.a.	n.a.	n.a.	n.a.	0.00	0.00
65.120	16.360	0.499	7864.5	4737.0	5.247	4.016	3.30		Clay	100.0			15.46	0.81	n.a.	n.a.	0.70	0.623	n.a.	n.a.	n.a.	n.a.	0.00	0.00
65.290	16.880	0.529	7885.1	4747.0	5.451	4.092	3.29		Clay	100.0			15.95	0.81	n.a.	n.a.	0.70	0.622	n.a.	n.a.	n.a.	n.a.	0.00	0.00
65.450	16.790	0.567	7904.5	4756.4	5.398	4.414	3.31		Clay	100.0			15.87	0.81	n.a.	n.a.	0.70	0.622	n.a.	n.a.	n.a.	n.a.	0.00	0.00
65.620	17.550	0.568	7925.0	4766.3	5.701	4.181	3.28		Clay	100.0			16.59	0.81	n.a.	n.a.	0.70	0.621	n.a.	n.a.	n.a.	n.a.	0.00	0.00
65.780	18.460	0.571	7944.4	4775.7	6.067	3.941	3.24		Clay	100.0			17.45	0.81	n.a.	n.a.	0.70	0.621	n.a.	n.a.	n.a.	n.a.	0.00	0.00
65.940	17.930	0.600	7963.7	4785.1	5.830	4.304	3.28		Clay	100.0			16.95	0.81	n.a.	n.a.	0.70	0.620	n.a.	n.a.	n.a.	n.a.	0.00	0.00

CORNERSTONE EARTH GROUP

CPT No.	2

PGA (A_{max})	0.75

Total Settlement:	0.21	(Inches)

© 2014 Cornerstone Earth Group, Inc.

Depth (ft)	q_c (tsf)	f_s (tsf)	σ_{vc} (psf)	Insitu σ'_{vc} (psf)	Q	F (%)	I_c	Layer "Plastic" PI > 7	Flag Soil Type	Fines (%)	q_{cN} near interfaces (soft layer)	Thin Layer Factor (K_H)	Interpreted q_{cN}	C_N	q_{c1N}	q_{c1N-CS}	Stress Reduction Coeff, r_d	CSR	K_σ for Sand	$CRR_{M=7.5, \sigma'vc = 1 atm}$	CRR	Factor of Safety (CRR/CSR)	Vertical Strain ε_v	Settlement (Inches)
66.110	17.470	0.574	7984.3	4795.0	5.622	4.261	3.29		Clay	100.0			16.51	0.81	n.a.	n.a.	0.69	0.620	n.a.	n.a.	n.a.	n.a.	0.00	0.00
66.270	17.390	0.540	8003.7	4804.4	5.573	4.034	3.28		Clay	100.0			16.44	0.81	n.a.	n.a.	0.69	0.619	n.a.	n.a.	n.a.	n.a.	0.00	0.00
66.440	16.750	0.495	8024.2	4814.4	5.292	3.884	3.29		Clay	100.0			15.83	0.81	n.a.	n.a.	0.69	0.619	n.a.	n.a.	n.a.	n.a.	0.00	0.00
66.600	15.980	0.486	8043.6	4823.8	4.958	4.063	3.32		Clay	100.0			15.10	0.80	n.a.	n.a.	0.69	0.618	n.a.	n.a.	n.a.	n.a.	0.00	0.00
66.770	15.980	0.484	8064.2	4833.7	4.944	4.049	3.32		Clay	100.0			15.10	0.80	n.a.	n.a.	0.69	0.618	n.a.	n.a.	n.a.	n.a.	0.00	0.00
66.930	16.900	0.415	8083.5	4843.1	5.310	3.231	3.24		Clay	100.0			15.97	0.80	n.a.	n.a.	0.69	0.617	n.a.	n.a.	n.a.	n.a.	0.00	0.00
67.090	18.050	0.354	8102.9	4852.5	5.770	2.527	3.16		Clay	100.0			17.06	0.80	n.a.	n.a.	0.69	0.617	n.a.	n.a.	n.a.	n.a.	0.00	0.00
67.260	16.030	0.334	8123.5	4862.4	4.923	2.788	3.24		Clay	100.0			15.15	0.80	n.a.	n.a.	0.69	0.616	n.a.	n.a.	n.a.	n.a.	0.00	0.00
67.420	14.780	0.350	8142.8	4871.8	4.396	3.264	3.32		Clay	100.0			13.97	0.80	n.a.	n.a.	0.69	0.616	n.a.	n.a.	n.a.	n.a.	0.00	0.00
67.590	14.570	0.384	8163.4	4881.8	4.297	3.656	3.35		Clay	100.0			13.77	0.80	n.a.	n.a.	0.69	0.615	n.a.	n.a.	n.a.	n.a.	0.00	0.00
67.750	14.830	0.437	8182.8	4891.2	4.391	4.072	3.37		Clay	100.0			14.02	0.80	n.a.	n.a.	0.69	0.615	n.a.	n.a.	n.a.	n.a.	0.00	0.00
67.910	15.120	0.524	8202.1	4900.5	4.497	4.755	3.40		Clay	100.0			14.29	0.80	n.a.	n.a.	0.69	0.614	n.a.	n.a.	n.a.	n.a.	0.00	0.00
68.080	15.860	0.621	8222.7	4910.5	4.785	5.281	3.40		Clay	100.0			14.99	0.80	n.a.	n.a.	0.69	0.614	n.a.	n.a.	n.a.	n.a.	0.00	0.00
68.240	17.110	0.652	8242.0	4919.9	5.280	5.017	3.35		Clay	100.0			16.17	0.80	n.a.	n.a.	0.68	0.613	n.a.	n.a.	n.a.	n.a.	0.00	0.00
68.410	17.190	0.647	8262.6	4929.8	5.298	4.952	3.35		Clay	100.0			16.25	0.80	n.a.	n.a.	0.68	0.613	n.a.	n.a.	n.a.	n.a.	0.00	0.00
68.570	16.640	0.609	8282.0	4939.2	5.061	4.876	3.36		Clay	100.0			15.73	0.80	n.a.	n.a.	0.68	0.612	n.a.	n.a.	n.a.	n.a.	0.00	0.00
68.730	16.380	0.586	8301.3	4948.6	4.943	4.795	3.36		Clay	100.0			15.48	0.80	n.a.	n.a.	0.68	0.612	n.a.	n.a.	n.a.	n.a.	0.00	0.00
68.900	16.310	0.558	8321.9	4958.5	4.900	4.595	3.36		Clay	100.0			15.42	0.80	n.a.	n.a.	0.68	0.611	n.a.	n.a.	n.a.	n.a.	0.00	0.00
69.060	15.960	0.559	8341.3	4967.9	4.746	4.739	3.38		Clay	100.0			15.09	0.80	n.a.	n.a.	0.68	0.611	n.a.	n.a.	n.a.	n.a.	0.00	0.00
69.230	15.970	0.554	8361.8	4977.9	4.737	4.699	3.37		Clay	100.0			15.09	0.80	n.a.	n.a.	0.68	0.610	n.a.	n.a.	n.a.	n.a.	0.00	0.00
69.390	16.270	0.536	8381.2	4987.3	4.844	4.436	3.35		Clay	100.0			15.38	0.80	n.a.	n.a.	0.68	0.610	n.a.	n.a.	n.a.	n.a.	0.00	0.00
69.550	16.160	0.539	8400.6	4996.6	4.787	4.508	3.36		Clay	100.0			15.27	0.80	n.a.	n.a.	0.68	0.609	n.a.	n.a.	n.a.	n.a.	0.00	0.00
69.720	16.350	0.529	8421.1	5006.6	4.849	4.361	3.35		Clay	100.0			15.45	0.80	n.a.	n.a.	0.68	0.609	n.a.	n.a.	n.a.	n.a.	0.00	0.00
69.880	15.790	0.548	8440.5	5016.0	4.613	4.738	3.39		Clay	100.0			14.92	0.80	n.a.	n.a.	0.68	0.608	n.a.	n.a.	n.a.	n.a.	0.00	0.00
70.050	16.350	0.526	8461.1	5025.9	4.823	4.342	3.35		Clay	100.0			15.45	0.80	n.a.	n.a.	0.68	0.608	n.a.	n.a.	n.a.	n.a.	0.00	0.00
70.210	17.060	0.584	8480.4	5035.3	5.092	4.556	3.34		Clay	100.0			16.12	0.80	n.a.	n.a.	0.68	0.607	n.a.	n.a.	n.a.	n.a.	0.00	0.00
70.370	17.170	0.590	8499.8	5044.7	5.122	4.568	3.34		Clay	100.0			16.23	0.80	n.a.	n.a.	0.68	0.607	n.a.	n.a.	n.a.	n.a.	0.00	0.00
70.540	17.520	0.617	8520.3	5054.6	5.247	4.653	3.34		Clay	100.0			16.56	0.79	n.a.	n.a.	0.67	0.606	n.a.	n.a.	n.a.	n.a.	0.00	0.00
70.700	17.330	0.657	8539.7	5064.0	5.158	5.031	3.36		Clay	100.0			16.38	0.79	n.a.	n.a.	0.67	0.606	n.a.	n.a.	n.a.	n.a.	0.00	0.00
70.870	17.100	0.574	8560.3	5074.0	5.053	4.479	3.34		Clay	100.0			16.16	0.79	n.a.	n.a.	0.67	0.605	n.a.	n.a.	n.a.	n.a.	0.00	0.00
71.030	15.910	0.528	8579.6	5083.4	4.572	4.543	3.38		Clay	100.0			15.04	0.79	n.a.	n.a.	0.67	0.605	n.a.	n.a.	n.a.	n.a.	0.00	0.00
71.190	14.870	0.556	8599.0	5092.7	4.151	5.258	3.45		Clay	100.0			14.05	0.79	n.a.	n.a.	0.67	0.604	n.a.	n.a.	n.a.	n.a.	0.00	0.00
71.360	16.160	0.693	8619.6	5102.7	4.645	5.849	3.44		Clay	100.0			15.27	0.79	n.a.	n.a.	0.67	0.604	n.a.	n.a.	n.a.	n.a.	0.00	0.00
71.520	17.760	0.747	8638.9	5112.1	5.258	5.560	3.38		Clay	100.0			16.79	0.79	n.a.	n.a.	0.67	0.604	n.a.	n.a.	n.a.	n.a.	0.00	0.00
71.690	16.270	0.738	8659.5	5122.0	4.662	6.179	3.45		Clay	100.0			15.38	0.79	n.a.	n.a.	0.67	0.603	n.a.	n.a.	n.a.	n.a.	0.00	0.00
71.850	16.120	0.672	8678.9	5131.4	4.592	5.704	3.43		Clay	100.0			15.24	0.79	n.a.	n.a.	0.67	0.603	n.a.	n.a.	n.a.	n.a.	0.00	0.00
72.010	16.760	0.721	8698.2	5140.8	4.828	5.807	3.42		Clay	100.0			15.84	0.79	n.a.	n.a.	0.67	0.602	n.a.	n.a.	n.a.	n.a.	0.00	0.00
72.180	16.550	0.760	8718.8	5150.7	4.734	6.234	3.45		Clay	100.0			15.64	0.79	n.a.	n.a.	0.67	0.602	n.a.	n.a.	n.a.	n.a.	0.00	0.00
72.340	16.950	0.714	8738.1	5160.1	4.876	5.677	3.41		Clay	100.0			16.02	0.79	n.a.	n.a.	0.67	0.601	n.a.	n.a.	n.a.	n.a.	0.00	0.00
72.510	17.240	0.623	8758.7	5170.1	4.975	4.846	3.36		Clay	100.0			16.29	0.79	n.a.	n.a.	0.67	0.601	n.a.	n.a.	n.a.	n.a.	0.00	0.00
72.670	16.690	0.590	8778.1	5179.5	4.750	4.795	3.38		Clay	100.0			15.78	0.79	n.a.	n.a.	0.67	0.600	n.a.	n.a.	n.a.	n.a.	0.00	0.00
72.830	16.660	0.663	8797.4	5188.8	4.726	5.404	3.41		Clay	100.0			15.75	0.79	n.a.	n.a.	0.66	0.600	n.a.	n.a.	n.a.	n.a.	0.00	0.00
73.000	17.230	0.651	8818.0	5198.8	4.932	5.080	3.38		Clay	100.0			16.29	0.79	n.a.	n.a.	0.66	0.599	n.a.	n.a.	n.a.	n.a.	0.00	0.00
73.160	17.330	0.651	8837.4	5208.2	4.958	5.043	3.38		Clay	100.0			16.38	0.79	n.a.	n.a.	0.66	0.599	n.a.	n.a.	n.a.	n.a.	0.00	0.00
73.330	16.850	0.657	8857.9	5218.1	4.761	5.286	3.40		Clay	100.0			15.93	0.79	n.a.	n.a.	0.66	0.598	n.a.	n.a.	n.a.	n.a.	0.00	0.00
73.490	17.420	0.654	8877.3	5227.5	4.967	5.040	3.37		Clay	100.0			16.47	0.79	n.a.	n.a.	0.66	0.598	n.a.	n.a.	n.a.	n.a.	0.00	0.00
73.650	17.870	0.675	8896.7	5236.9	5.126	5.031	3.36		Clay	100.0			16.89	0.79	n.a.	n.a.	0.66	0.597	n.a.	n.a.	n.a.	n.a.	0.00	0.00
73.820	17.760	0.676	8917.2	5246.9	5.070	5.085	3.37		Clay	100.0			16.79	0.79	n.a.	n.a.	0.66	0.597	n.a.	n.a.	n.a.	n.a.	0.00	0.00
73.980	17.500	0.615	8936.6	5256.2	4.959	4.720	3.36		Clay	100.0			16.54	0.79	n.a.	n.a.	0.66	0.596	n.a.	n.a.	n.a.	n.a.	0.00	0.00
74.150	17.530	0.579	8957.2	5266.2	4.957	4.437	3.34		Clay	100.0			16.57	0.79	n.a.	n.a.	0.66	0.596	n.a.	n.a.	n.a.	n.a.	0.00	0.00
74.310	16.770	0.561	8976.5	5275.6	4.656	4.567	3.37		Clay	100.0			15.85	0.79	n.a.	n.a.	0.66	0.595	n.a.	n.a.	n.a.	n.a.	0.00	0.00
74.480	17.750	0.531	8997.1	5285.5	5.014	4.006	3.32		Clay	100.0			16.78	0.79	n.a.	n.a.	0.66	0.595	n.a.	n.a.	n.a.	n.a.	0.00	0.00
74.640	19.370	0.484	9016.4	5294.9	5.614	3.254	3.23		Clay	100.0			18.31	0.79	n.a.	n.a.	0.66	0.594	n.a.	n.a.	n.a.	n.a.	0.00	0.00
74.800	18.640	0.480	9035.8	5304.3	5.325	3.398	3.25		Clay	100.0			17.62	0.78	n.a.	n.a.	0.66	0.594	n.a.	n.a.	n.a.	n.a.	0.00	0.00
74.970	18.730	0.486	9056.4	5314.2	5.345	3.423	3.26		Clay	100.0			17.70	0.78	n.a.	n.a.	0.66	0.594	n.a.	n.a.	n.a.	n.a.	0.00	0.00
75.130	20.000	0.488	9075.7	5323.6	5.809	3.153	3.21		Clay	100.0			18.90	0.78	n.a.	n.a.	0.66	0.593	n.a.	n.a.	n.a.	n.a.	0.00	0.00
75.300	20.530	0.444	9096.3	5333.6	5.993	2.780	3.17		Clay	100.0			19.40	0.78	n.a.	n.a.	0.65	0.593	n.a.	n.a.	n.a.	n.a.	0.00	0.00

CORNERSTONE EARTH GROUP

CPT No.	3

PGA (A_{max})	0.75

Total Settlement:	0.70	(Inches)

© 2014 Cornerstone Earth Group, Inc.

Depth (ft)	q_c (tsf)	f_s (tsf)	σ_{vc} (psf)	Insitu σ'_{vc} (psf)	Q	F (%)	I_c	Layer "Plastic" PI > 7	Flag Soil Type	Fines (%)	q_{cN} near interfaces (soft layer)	Thin Layer Factor (K_H)	Interpreted q_{cN}	C_N	q_{c1N}	q_{c1N-CS}	Stress Reduction Coeff, r_d	CSR	K_σ for Sand	$CRR_{M=7.5, \sigma'vc = 1 atm}$	CRR	Factor of Safety (CRR/CSR)	Vertical Strain ε_v	Settlement (Inches)
0.160	517.280	1.221	19.2	19.2	5132.621	0.236	0.64		Unsaturated	0.0			488.92	1.70	831.17	831.17	1.00	0.488	1.100	n.a.	n.a.	n.a.	0.00	0.00
0.330	385.670	1.381	39.6	39.6	2664.515	0.358	0.78		Unsaturated	0.0			364.53	1.70	619.70	619.70	1.00	0.488	1.100	n.a.	n.a.	n.a.	0.00	0.00
0.490	315.490	2.235	58.8	58.8	1788.663	0.708	1.09		Unsaturated	0.0			298.19	1.70	506.93	506.93	1.00	0.488	1.100	n.a.	n.a.	n.a.	0.00	0.00
0.660	332.680	2.653	79.2	79.2	1625.117	0.798	1.15		Unsaturated	0.0			314.44	1.70	534.55	534.55	1.00	0.488	1.100	n.a.	n.a.	n.a.	0.00	0.00
0.820	265.530	3.376	98.4	98.4	1163.611	1.271	1.38		Unsaturated	0.0			250.97	1.70	426.66	426.66	1.00	0.488	1.100	n.a.	n.a.	n.a.	0.00	0.00
0.980	151.670	3.034	117.6	117.6	607.855	2.001	1.67		Unsaturated	0.0			143.36	1.70	243.70	243.70	1.00	0.488	1.100	n.a.	n.a.	n.a.	0.00	0.00
1.150	105.330	2.955	138.0	138.0	389.583	2.807	1.89		Unsaturated	13.9			99.56	1.70	169.24	193.70	1.00	0.488	1.100	n.a.	n.a.	n.a.	0.00	0.00
1.310	73.700	2.606	157.2	157.2	255.300	3.539	2.06		Unsaturated	28.1			69.66	1.70	118.42	174.79	1.00	0.488	1.100	n.a.	n.a.	n.a.	0.00	0.00
1.480	54.750	1.735	177.6	177.6	178.332	3.175	2.11		Unsaturated	31.8			51.75	1.70	87.97	143.26	1.00	0.488	1.100	n.a.	n.a.	n.a.	0.00	0.00
1.640	42.000	0.837	196.8	196.8	129.864	1.996	2.04		Unsaturated	26.0			39.70	1.70	67.49	111.03	1.00	0.488	1.100	n.a.	n.a.	n.a.	0.00	0.00
1.800	33.580	0.770	216.0	216.0	99.021	2.300	2.16		Unsaturated	36.0			31.74	1.70	53.96	105.93	1.00	0.488	1.100	n.a.	n.a.	n.a.	0.00	0.00
1.970	29.430	0.615	236.4	236.4	82.888	2.098	2.19		Unsaturated	38.0			27.82	1.70	47.29	99.25	1.00	0.488	1.100	n.a.	n.a.	n.a.	0.00	0.00
2.130	28.570	0.451	255.6	255.6	77.349	1.585	2.13		Unsaturated	33.0			27.00	1.70	45.91	93.54	1.00	0.488	1.100	n.a.	n.a.	n.a.	0.00	0.00
2.300	27.090	0.865	276.0	276.0	70.536	3.211	2.37		Unsaturated	52.5			25.60	1.70	43.53	102.03	1.00	0.488	1.100	n.a.	n.a.	n.a.	0.00	0.00
2.460	50.340	0.734	295.2	295.2	127.014	1.462	1.95		Unsaturated	18.6			47.58	1.70	80.89	112.07	1.00	0.488	1.100	n.a.	n.a.	n.a.	0.00	0.00
2.620	51.920	0.551	314.4	314.4	126.925	1.065	1.85		Unsaturated	11.0			49.07	1.70	83.43	93.39	1.00	0.487	1.100	n.a.	n.a.	n.a.	0.00	0.00
2.790	32.990	0.600	334.8	334.8	77.992	1.829	2.16		Unsaturated	36.2			31.18	1.70	53.01	104.94	1.00	0.487	1.100	n.a.	n.a.	n.a.	0.00	0.00
2.950	42.190	0.427	354.0	354.0	97.085	1.015	1.92		Unsaturated	17.0			39.88	1.70	67.79	93.27	1.00	0.487	1.100	n.a.	n.a.	n.a.	0.00	0.00
3.120	47.920	0.358	374.4	374.4	107.256	0.750	1.81		Unsaturated	7.7			45.29	1.70	77.00	79.36	1.00	0.487	1.100	n.a.	n.a.	n.a.	0.00	0.00
3.280	37.250	0.348	393.6	393.6	81.203	0.939	1.96		Unsaturated	20.1			35.21	1.70	59.85	91.69	1.00	0.486	1.100	n.a.	n.a.	n.a.	0.00	0.00
3.440	23.630	0.150	412.8	412.8	50.125	0.639	2.05		Unsaturated	26.6			22.33	1.70	37.97	77.02	1.00	0.486	1.100	n.a.	n.a.	n.a.	0.00	0.00
3.610	13.010	0.173	433.2	433.2	26.725	1.349	2.45		Unsaturated	58.9			12.30	1.70	20.90	75.20	1.00	0.486	1.100	n.a.	n.a.	n.a.	0.00	0.00
3.770	9.430	0.190	452.4	452.4	25.614	2.064	2.57		Unsaturated	68.6			8.91	1.70	15.15	69.93	1.00	0.486	1.100	n.a.	n.a.	n.a.	0.00	0.00
3.940	10.040	0.225	472.8	472.8	26.454	2.291	2.59		Unsaturated	69.9			9.49	1.70	16.13	71.43	1.00	0.485	1.100	n.a.	n.a.	n.a.	0.00	0.00
4.100	10.720	0.289	492.0	492.0	27.486	2.757	2.62		Unsaturated	72.9			10.13	1.70	17.22	73.35	1.00	0.485	1.100	n.a.	n.a.	n.a.	0.00	0.00
4.270	11.320	0.299	512.4	512.4	28.220	2.703	2.61		Unsaturated	71.7			10.70	1.70	18.19	74.40	0.99	0.485	1.100	n.a.	n.a.	n.a.	0.00	0.00
4.430	9.200	0.332	531.6	531.6	33.612	3.712	2.64		Unsaturated	74.4			8.70	1.70	14.78	70.42	0.99	0.485	1.100	n.a.	n.a.	n.a.	0.00	0.00
4.590	9.130	0.218	550.8	550.8	21.471	2.462	2.68		Unsaturated	77.2			8.63	1.70	14.67	70.69	0.99	0.484	1.100	n.a.	n.a.	n.a.	0.00	0.00
4.760	21.380	0.125	571.2	571.2	38.375	0.590	2.13		Unsaturated	33.4			20.21	1.70	34.35	79.82	0.99	0.484	1.100	n.a.	n.a.	n.a.	0.00	0.00
4.920	9.490	0.469	590.4	590.4	31.148	5.099	2.76		Unsaturated	83.9			8.97	1.70	15.25	72.32	0.99	0.484	1.100	n.a.	n.a.	n.a.	0.00	0.00
5.090	6.040	0.362	610.8	610.8	18.777	6.311	2.98		Unsaturated	100.0			5.71	1.70	9.71	66.65	0.99	0.484	1.100	n.a.	n.a.	n.a.	0.00	0.00
5.250	25.530	0.439	630.0	630.0	43.678	1.743	2.34		Unsaturated	50.3			24.13	1.70	41.02	98.03	0.99	0.483	1.100	n.a.	n.a.	n.a.	0.00	0.00
5.410	10.740	0.522	649.2	649.2	32.087	5.015	2.75		Unsaturated	82.7			10.15	1.70	17.26	74.79	0.99	0.483	1.100	n.a.	n.a.	n.a.	0.00	0.00
5.580	14.740	0.357	669.6	669.6	30.467	2.480	2.56		Unsaturated	67.8			13.93	1.70	23.68	80.78	0.99	0.483	1.100	n.a.	n.a.	n.a.	0.00	0.00
5.740	12.190	0.367	688.8	688.8	24.562	3.097	2.69		Unsaturated	78.4			11.52	1.70	19.59	77.25	0.99	0.483	1.100	n.a.	n.a.	n.a.	0.00	0.00
5.910	11.540	0.290	709.2	709.2	22.724	2.596	2.67		Unsaturated	76.7			10.91	1.70	18.54	75.65	0.99	0.482	1.096	n.a.	n.a.	n.a.	0.00	0.00
6.070	4.860	0.201	728.4	728.4	12.344	4.469	3.03		Unsaturated	100.0			4.59	1.70	7.81	64.17	0.99	0.482	1.085	n.a.	n.a.	n.a.	0.00	0.00
6.230	3.380	0.174	747.6	747.6	8.042	5.775	3.24		Unsaturated	100.0			3.19	1.70	5.43	61.05	0.99	0.482	1.081	n.a.	n.a.	n.a.	0.00	0.00
6.400	3.550	0.195	768.0	768.0	8.245	6.162	3.25		Unsaturated	100.0			3.36	1.70	5.70	61.41	0.99	0.482	1.079	n.a.	n.a.	n.a.	0.00	0.00
6.560	4.280	0.253	787.2	787.2	9.874	6.502	3.20		Unsaturated	100.0			4.05	1.70	6.88	62.95	0.99	0.481	1.078	n.a.	n.a.	n.a.	0.00	0.00
6.730	8.700	0.197	807.6	807.6	20.545	2.379	2.68		Unsaturated	77.7			8.22	1.70	13.98	69.87	0.99	0.481	1.081	n.a.	n.a.	n.a.	0.00	0.00
6.890	7.570	0.243	826.8	826.8	17.312	3.395	2.84		Unsaturated	89.9			7.16	1.70	12.16	68.96	0.99	0.481	1.078	n.a.	n.a.	n.a.	0.00	0.00
7.050	7.260	0.192	846.0	846.0	16.163	2.811	2.81		Unsaturated	87.8			6.86	1.70	11.67	68.10	0.99	0.480	1.076	n.a.	n.a.	n.a.	0.00	0.00
7.220	17.370	1.075	866.4	866.4	39.097	6.349	2.76		Unsaturated	83.8			16.42	1.60	26.33	86.74	0.99	0.480	1.086	n.a.	n.a.	n.a.	0.00	0.00
7.380	60.000	1.249	885.6	885.6	87.014	2.097	2.17		Unsaturated	36.8			56.71	1.44	81.68	140.70	0.98	0.480	1.100	n.a.	n.a.	n.a.	0.00	0.00
7.550	144.480	1.283	906.0	906.0	208.042	0.891	1.64		Unsaturated	0.0			136.56	1.35	183.99	183.99	0.98	0.480	1.100	n.a.	n.a.	n.a.	0.00	0.00
7.710	12.800	0.775	925.2	925.2	26.670	6.278	2.87		Unsaturated	92.8			12.10	1.58	19.08	78.28	0.98	0.479	1.074	n.a.	n.a.	n.a.	0.00	0.00
7.870	8.880	0.203	944.4	944.4	17.806	2.414	2.74		Unsaturated	82.0			8.39	1.59	13.34	69.61	0.98	0.479	1.068	n.a.	n.a.	n.a.	0.00	0.00
8.040	6.900	0.099	964.8	964.8	13.303	1.541	2.74		Clay	81.9			6.52	1.23	n.a.	n.a.	0.98	0.480	n.a.	n.a.	n.a.	n.a.	0.00	0.00
8.200	4.900	0.286	984.0	984.0	8.959	6.484	3.24		Clay	100.0			4.63	1.22	n.a.	n.a.	0.98	0.485	n.a.	n.a.	n.a.	n.a.	0.00	0.00
8.370	4.630	0.528	1004.4	1004.4	8.219	12.801	3.46		Clay	100.0			4.38	1.22	n.a.	n.a.	0.98	0.489	n.a.	n.a.	n.a.	n.a.	0.00	0.00
8.530	22.940	0.772	1023.6	1023.6	35.243	3.441	2.60		Mixed	71.4	22.71	1.8	40.88	1.39	56.64	124.04	0.98	0.494	1.093	0.181	0.280	0.57	0.03	0.05
8.690	24.030	0.739	1042.8	1042.8	36.464	3.145	2.57		Mixed	68.4		1.8	40.88	1.38	56.26	122.91	0.98	0.498	1.090	0.178	0.273	0.55	0.03	0.05
8.860	14.340	0.550	1063.2	1063.2	25.975	3.980	2.75		Clay	82.6			13.55	1.20	n.a.	n.a.	0.98	0.503	n.a.	n.a.	n.a.	n.a.	0.00	0.00
9.020	8.680	0.282	1082.4	1082.4	15.038	3.467	2.89		Clay	94.2			8.20	1.19	n.a.	n.a.	0.98	0.507	n.a.	n.a.	n.a.	n.a.	0.00	0.00
9.190	11.900	0.311	1102.8	1102.8	20.581	2.736	2.72		Clay	80.6			11.25	1.19	n.a.	n.a.	0.98	0.511	n.a.	n.a.	n.a.	n.a.	0.00	0.00
9.350	11.430	0.189	1122.0	1122.0	19.374	1.740	2.63		Clay	73.1			10.80	1.18	n.a.	n.a.	0.98	0.515	n.a.	n.a.	n.a.	n.a.	0.00	0.00
9.510	4.760	0.199	1141.2	1141.2	7.342	4.743	3.22		Clay	100.0			4.50	1.18	n.a.	n.a.	0.98	0.519	n.a.	n.a.	n.a.	n.a.	0.00	0.00
9.680	0.860	0.169	1161.6	1161.6	0.481	60.530	4.83		Clay	100.0			0.81	1.17	n.a.	n.a.	0.98	0.523	n.a.	n.a.	n.a.	n.a.	0.00	0.00
9.840	6.000	0.155	1180.8	1180.8	9.163	2.871	3.02		Clay	100.0			5.67	1.17	n.a.	n.a.	0.98	0.527	n.a.	n.a.	n.a.	n.a.	0.00	0.00
10.010	3.990	0.133	1201.2	1201.2	5.643	3.924	3.27		Clay	100.0			3.77	1.16	n.a.	n.a.	0.97	0.531	n.a.	n.a.	n.a.	n.a.	0.00	0.00
10.170	3.400	0.428	1220.4	1220.4	4.572	15.356	3.70		Clay	100.0			3.21	1.16	n.a.	n.a.	0.97	0.534	n.a.	n.a.	n.a.	n.a.	0.00	0.00
10.330	16.440	0.516	1239.6	1239.6	25.525	3.264	2.69		Clay	78.6			15.54	1.15	n.a.	n.a.	0.97	0.538	n.a.	n.a.	n.a.	n.a.	0.00	0.00
10.500	32.480	0.555	1260.0	1260.0	39.012	1.743	2.38		Sand	53.4		1.8	55.26	1.25	69.03	134.78	0.97	0.541	1.073	0.213	0.346	0.64	0.02	0.04
10.660	22.000	0.660	1279.2	1279.2	28.716	3.091	2.64		Mixed	74.2	30.7	1.8	55.26	1.24	68.29	139.70	0.97	0.545	1.074	0.233	0.390	0.72	0.02	0.05
10.830	19.590	0.743	1299.6	1299.6	29.148	3.920	2.70		Clay	79.3			18.52	1.14	n.a.	n.a.	0.97	0.548	n.a.	n.a.	n.a.	n.a.	0.00	0.00
10.990	23.370	0.818	1318.8	1318.8	34.441	3.603	2.63		Clay	73.0			22.09	1.13	n.a.	n.a.	0.97	0.551	n.a.	n.a.	n.a.	n.a.	0.00	0.00

CORNERSTONE EARTH GROUP

CPT No.	3

PGA (A_{max})	0.75

Total Settlement:	0.70	(Inches)

© 2014 Cornerstone Earth Group, Inc.

Depth (ft)	q_c (tsf)	f_s (tsf)	σ_{vc} (psf)	Insitu σ'_{vc} (psf)	Q	F (%)	I_c	Layer "Plastic" PI > 7	Flag Soil Type	Fines (%)	q_{cN} near interfaces (soft layer)	Thin Layer Factor (K_H)	Interpreted q_{cN}	C_N	q_{c1N}	q_{c1N-CS}	Stress Reduction Coeff, r_d	CSR	K_σ for Sand	$CRR_{M=7.5, \sigma'vc = 1 atm}$	CRR	Factor of Safety (CRR/CSR)	Vertical Strain ε_v	Settlement (Inches)
11.150	14.870	1.042	1338.0	1338.0	21.227	7.337	2.99		Clay	100.0			14.05	1.13	n.a.	n.a.	0.97	0.554	n.a.	n.a.	n.a.	n.a.	0.00	0.00
11.320	26.170	0.968	1358.4	1358.4	37.531	3.797	2.61		Clay	72.1			24.74	1.12	n.a.	n.a.	0.97	0.558	n.a.	n.a.	n.a.	n.a.	0.00	0.00
11.480	24.940	1.573	1377.6	1377.6	35.208	6.484	2.80		Clay	86.8			23.57	1.12	n.a.	n.a.	0.97	0.561	n.a.	n.a.	n.a.	n.a.	0.00	0.00
11.650	46.630	1.650	1398.0	1398.0	53.410	3.593	2.49		Sand	62.0	74.6	1.8	134.28	1.12	150.62	242.37	0.97	0.564	1.100	55.196	133.574	236.92	0.00	0.00
11.810	78.930	1.506	1417.2	1417.2	90.340	1.925	2.13		Sand	33.8		1.8	134.29	1.13	151.46	222.93	0.97	0.567	1.100	8.994	21.764	38.41	0.00	0.00
11.980	24.130	1.202	1437.6	1437.6	32.570	5.135	2.75		Clay	82.9			22.81	1.11	n.a.	n.a.	0.97	0.570	n.a.	n.a.	n.a.	n.a.	0.00	0.00
12.140	25.330	1.645	1456.8	1456.8	33.775	6.685	2.82		Clay	88.6			23.94	1.10	n.a.	n.a.	0.97	0.572	n.a.	n.a.	n.a.	n.a.	0.00	0.00
12.300	55.610	2.225	1476.0	1476.0	62.098	4.055	2.48		Sand	61.4	69.92	1.8	125.86	1.11	139.89	228.40	0.97	0.575	1.100	14.243	34.468	59.93	0.00	0.00
12.470	73.980	2.191	1496.4	1496.4	82.309	2.992	2.30		Sand	47.0		1.8	125.86	1.11	139.78	220.95	0.97	0.578	1.100	7.681	18.588	32.16	0.00	0.00
12.630	31.990	2.079	1515.6	1515.6	41.214	6.657	2.76		Clay	83.8			30.24	1.09	n.a.	n.a.	0.96	0.581	n.a.	n.a.	n.a.	n.a.	0.00	0.00
12.800	25.250	1.531	1536.0	1536.0	31.878	6.252	2.82		Clay	88.3			23.87	1.09	n.a.	n.a.	0.96	0.583	n.a.	n.a.	n.a.	n.a.	0.00	0.00
12.960	24.490	2.019	1555.2	1555.2	30.494	8.514	2.93		Clay	97.1			23.15	1.08	n.a.	n.a.	0.96	0.586	n.a.	n.a.	n.a.	n.a.	0.00	0.00
13.120	57.010	2.024	1574.4	1574.4	61.607	3.600	2.45		Sand	58.6		1.6	86.22	1.12	96.18	171.37	0.96	0.588	1.057	0.527	1.089	1.85	0.00	0.00
13.290	36.040	1.473	1594.8	1594.8	40.602	4.180	2.62		Mixed	72.5		1.6	54.50	1.13	61.66	130.76	0.96	0.591	1.038	0.200	0.306	0.52	0.02	0.05
13.450	31.960	1.035	1614.0	1614.0	35.591	3.324	2.59		Mixed	70.3		1.6	48.33	1.13	54.66	121.26	0.96	0.593	1.034	0.174	0.251	0.42	0.03	0.05
13.620	70.110	1.057	1634.4	1634.4	74.521	1.525	2.13		Sand	33.1		1.6	106.03	1.10	116.30	179.28	0.96	0.596	1.054	0.706	1.546	2.60	0.00	0.00
13.780	55.100	1.024	1653.6	1653.6	58.029	1.886	2.27		Sand	44.5	66.27	1.6	106.03	1.09	115.44	188.67	0.96	0.598	1.057	1.056	2.457	4.11	0.00	0.00
13.940	39.940	1.119	1672.8	1672.8	41.569	2.861	2.50		Sand	62.8	66.27	1.6	106.03	1.08	114.69	196.56	0.96	0.600	1.059	1.565	3.647	6.08	0.00	0.00
14.110	35.610	1.099	1693.2	1693.2	36.732	3.160	2.57		Sand	68.3	66.27	1.6	106.03	1.08	114.19	197.61	0.96	0.602	1.057	1.656	3.851	6.39	0.00	0.00
14.270	28.330	0.951	1712.4	1712.4	32.088	3.463	2.64		Clay	73.9			26.78	1.06	n.a.	n.a.	0.96	0.605	n.a.	n.a.	n.a.	n.a.	0.00	0.00
14.440	34.770	0.845	1732.8	1732.8	35.411	2.492	2.51		Sand	63.8	116.1	1.25	145.13	1.06	153.24	246.44	0.96	0.607	1.060	86.244	201.109	331.40	0.00	0.00
14.600	92.510	0.727	1752.0	1752.0	95.184	0.793	1.86		Sand	12.2	116.1	1.25	145.13	1.07	155.56	172.63	0.96	0.609	1.037	0.551	1.127	1.85	0.00	0.00
14.760	117.870	0.982	1771.2	1771.2	120.855	0.840	1.80		Sand	6.9	116.1	1.25	145.13	1.07	155.59	157.30	0.96	0.611	1.030	0.345	0.625	1.02	0.01	0.02
14.930	122.830	1.052	1791.6	1791.6	125.250	0.862	1.79		Sand	6.5		1.25	145.12	1.07	154.94	156.18	0.96	0.613	1.028	0.335	0.601	0.98	0.01	0.02
15.090	115.690	0.986	1810.8	1810.8	117.279	0.859	1.81		Sand	8.2		1.25	136.68	1.06	145.56	149.58	0.95	0.615	1.025	0.286	0.487	0.79	0.02	0.03
15.260	115.830	0.939	1831.2	1831.2	116.756	0.817	1.80		Sand	7.2		1.25	136.85	1.06	145.16	147.31	0.95	0.617	1.023	0.272	0.455	0.74	0.02	0.04
15.420	114.950	0.919	1850.4	1850.4	115.249	0.806	1.80		Sand	7.3	109.48	1.25	136.85	1.06	144.56	146.79	0.95	0.619	1.021	0.269	0.448	0.72	0.02	0.04
15.580	113.070	0.859	1869.6	1869.6	112.756	0.766	1.80		Sand	6.8	109.48	1.25	136.85	1.05	143.99	145.47	0.95	0.621	1.019	0.261	0.431	0.69	0.02	0.04
15.750	108.960	0.681	1890.0	1890.0	108.025	0.630	1.76		Sand	3.9	109.48	1.25	136.85	1.05	143.41	143.42	0.95	0.623	1.017	0.251	0.407	0.65	0.02	0.04
15.910	102.310	0.452	1909.2	1909.2	100.854	0.446	1.70		Sand	0.0	109.48	1.25	136.85	1.04	142.82	142.82	0.95	0.624	1.015	0.248	0.400	0.64	0.02	0.04
16.080	96.970	0.246	1929.6	1929.6	95.024	0.257	1.62		Sand	0.0	109.48	1.25	136.85	1.04	142.21	142.21	0.95	0.626	1.014	0.245	0.392	0.63	0.02	0.04
16.240	80.900	0.239	1948.8	1948.8	78.718	0.299	1.72		Sand	0.6	109.48	1.25	136.85	1.03	141.63	141.63	0.95	0.628	1.012	0.242	0.386	0.61	0.02	0.04
16.400	54.820	0.244	1968.0	1968.0	52.763	0.453	1.96		Sand	19.4	109.48	1.25	136.85	1.03	140.42	181.19	0.95	0.629	1.016	0.762	1.632	2.59	0.00	0.00
16.570	39.250	0.229	1988.4	1988.4	37.301	0.597	2.14		Sand	34.5	109.48	1.25	136.85	1.02	139.58	209.37	0.95	0.631	1.018	3.342	7.487	11.86	0.00	0.00
16.730	25.120	0.289	2007.6	2007.6	23.401	1.199	2.47		Sand	60.6	109.48	1.25	136.85	1.02	138.99	226.91	0.95	0.633	1.016	12.522	27.982	44.22	0.00	0.00
16.900	17.720	0.321	2028.0	2028.0	16.475	1.924	2.71		Clay	79.7			16.75	1.01	n.a.	n.a.	0.95	0.634	n.a.	n.a.	n.a.	n.a.	0.00	0.00
17.060	16.540	0.282	2047.3	2043.5	15.186	1.817	2.73		Clay	81.0			15.63	1.01	n.a.	n.a.	0.95	0.636	n.a.	n.a.	n.a.	n.a.	0.00	0.00
17.220	27.360	0.233	2066.6	2052.9	25.263	0.885	2.37		Sand	52.9	62.33	1.78	110.95	1.01	112.11	189.29	0.95	0.637	1.007	1.087	2.409	3.78	0.00	0.00
17.390	43.010	0.265	2087.2	2062.9	40.174	0.631	2.13		Sand	33.1	62.33	1.78	110.95	1.01	111.98	174.06	0.94	0.639	1.005	0.579	1.161	1.82	0.00	0.00
17.550	65.940	0.828	2106.6	2072.2	61.974	1.277	2.14		Sand	34.1		1.78	110.94	1.01	111.79	174.92	0.94	0.640	1.004	0.598	1.205	1.88	0.00	0.00
17.720	64.250	1.282	2127.1	2082.2	60.205	2.029	2.28		Sand	45.2	62.33	1.78	110.95	1.01	111.58	184.31	0.94	0.642	1.004	0.869	1.886	2.94	0.00	0.00
17.880	45.270	1.387	2146.5	2091.6	42.017	3.139	2.52		Sand	64.7	62.33	1.78	110.95	1.00	111.39	192.93	0.94	0.643	1.003	1.297	2.862	4.45	0.00	0.00
18.040	28.340	1.501	2165.8	2100.9	25.947	5.505	2.84		Clay	90.3			26.79	1.00	n.a.	n.a.	0.94	0.645	n.a.	n.a.	n.a.	n.a.	0.00	0.00
18.210	18.760	1.308	2186.4	2110.9	16.739	7.404	3.07		Clay	100.0			17.73	1.00	n.a.	n.a.	0.94	0.646	n.a.	n.a.	n.a.	n.a.	0.00	0.00
18.370	19.780	1.429	2205.8	2120.3	17.618	7.652	3.06		Clay	100.0			18.70	1.00	n.a.	n.a.	0.94	0.647	n.a.	n.a.	n.a.	n.a.	0.00	0.00
18.540	20.480	1.482	2226.3	2130.2	18.183	7.651	3.05		Clay	100.0			19.36	1.00	n.a.	n.a.	0.94	0.649	n.a.	n.a.	n.a.	n.a.	0.00	0.00
18.700	21.010	1.457	2245.7	2139.6	18.589	7.325	3.03		Clay	100.0			19.86	1.00	n.a.	n.a.	0.94	0.650	n.a.	n.a.	n.a.	n.a.	0.00	0.00
18.860	21.430	1.489	2265.1	2149.0	18.890	7.336	3.03		Clay	100.0			20.26	1.00	n.a.	n.a.	0.94	0.651	n.a.	n.a.	n.a.	n.a.	0.00	0.00
19.030	20.790	1.342	2285.6	2159.0	18.201	6.828	3.02		Clay	100.0			19.65	0.99	n.a.	n.a.	0.94	0.652	n.a.	n.a.	n.a.	n.a.	0.00	0.00
19.190	19.840	1.161	2305.0	2168.3	17.237	6.212	3.01		Clay	100.0			18.75	0.99	n.a.	n.a.	0.94	0.654	n.a.	n.a.	n.a.	n.a.	0.00	0.00
19.360	18.120	1.094	2325.6	2178.3	15.569	6.449	3.05		Clay	100.0			17.13	0.99	n.a.	n.a.	0.94	0.655	n.a.	n.a.	n.a.	n.a.	0.00	0.00
19.520	16.860	1.091	2344.9	2187.7	14.342	6.954	3.10		Clay	100.0			15.94	0.99	n.a.	n.a.	0.93	0.656	n.a.	n.a.	n.a.	n.a.	0.00	0.00
19.690	16.920	0.993	2365.5	2197.6	14.322	6.309	3.07		Clay	100.0			15.99	0.99	n.a.	n.a.	0.93	0.657	n.a.	n.a.	n.a.	n.a.	0.00	0.00
19.850	16.490	0.948	2384.9	2207.0	13.863	6.194	3.08		Clay	100.0			15.59	0.99	n.a.	n.a.	0.93	0.658	n.a.	n.a.	n.a.	n.a.	0.00	0.00
20.010	16.100	0.922	2404.2	2216.4	13.443	6.187	3.09		Clay	100.0			15.22	0.99	n.a.	n.a.	0.93	0.659	n.a.	n.a.	n.a.	n.a.	0.00	0.00
20.180	16.080	0.933	2424.8	2226.3	13.356	6.273	3.09		Clay	100.0			15.20	0.99	n.a.	n.a.	0.93	0.660	n.a.	n.a.	n.a.	n.a.	0.00	0.00
20.340	16.300	1.007	2444.1	2235.7	13.488	6.681	3.11		Clay	100.0			15.41	0.99	n.a.	n.a.	0.93	0.661	n.a.	n.a.	n.a.	n.a.	0.00	0.00
20.510	17.120	1.089	2464.7	2245.7	14.149	6.855	3.10		Clay	100.0			16.18	0.98	n.a.	n.a.	0.93	0.662	n.a.	n.a.	n.a.	n.a.	0.00	0.00
20.670	17.360	1.120	2484.1	2255.1	14.295	6.946	3.10		Clay	100.0			16.41	0.98	n.a.	n.a.	0.93	0.663	n.a.	n.a.	n.a.	n.a.	0.00	0.00
20.830	17.230	1.183	2503.4	2264.4	14.112	7.406	3.12		Clay	100.0			16.29	0.98	n.a.	n.a.	0.93	0.664	n.a.	n.a.	n.a.	n.a.	0.00	0.00
21.000	17.000	1.175	2524.0	2274.4	13.839	7.464	3.13		Clay	100.0			16.07	0.98	n.a.	n.a.	0.93	0.665	n.a.	n.a.	n.a.	n.a.	0.00	0.00
21.160	16.920	1.156	2543.4	2283.8	13.704	7.389	3.13		Clay	100.0			15.99	0.98	n.a.	n.a.	0.93	0.666	n.a.	n.a.	n.a.	n.a.	0.00	0.00
21.330	16.130	1.095	2563.9	2293.7	12.947	7.376	3.15		Clay	100.0			15.25	0.98	n.a.	n.a.	0.93	0.667	n.a.	n.a.	n.a.	n.a.	0.00	0.00
21.490	15.460	1.066	2583.3	2303.1	12.304	7.523	3.17		Clay	100.0			14.61	0.98	n.a.	n.a.	0.93	0.668	n.a.	n.a.	n.a.	n.a.	0.00	0.00
21.650	15.630	1.087	2602.7	2312.5	12.392	7.588	3.17		Clay	100.0			14.77	0.98	n.a.	n.a.	0.92	0.669	n.a.	n.a.	n.a.	n.a.	0.00	0.00
21.820	15.940	1.132	2623.2	2322.5	12.597	7.737	3.17		Clay	100.0			15.07	0.98	n.a.	n.a.	0.92	0.670	n.a.	n.a.	n.a.	n.a.	0.00	0.00
21.980	16.690	1.152	2642.6	2331.8	13.182	7.498	3.15		Clay	100.0			15.78	0.97	n.a.	n.a.	0.92	0.671	n.a.	n.a.	n.a.	n.a.	0.00	0.00

CORNERSTONE EARTH GROUP

CPT No. 3

PGA (A_{max}) 0.75

Total Settlement: 0.70 (Inches)

© 2014 Cornerstone Earth Group, Inc.

Depth (ft)	q_c (tsf)	f_s (tsf)	σ_{vc} (psf)	Insitu σ'_{vc} (psf)	Q	F (%)	I_c	Layer "Plastic" PI > 7	Flag Soil Type	Fines (%)	q_{cN} near interfaces (soft layer)	Thin Layer Factor (K_H)	Interpreted q_{cN}	C_N	q_{c1N}	q_{c1N-CS}	Stress Reduction Coeff, r_d	CSR	K_σ for Sand	$CRR_{M=7.5, \sigma'vc = 1 atm}$	CRR	Factor of Safety (CRR/CSR)	Vertical Strain ε_v	Settlement (Inches)
22.150	16.780	1.154	2663.2	2341.8	13.194	7.469	3.15		Clay	100.0			15.86	0.97	n.a.	n.a.	0.92	0.671	n.a.	n.a.	n.a.	n.a.	0.00	0.00
22.310	17.190	1.152	2682.5	2351.2	13.482	7.266	3.13		Clay	100.0			16.25	0.97	n.a.	n.a.	0.92	0.672	n.a.	n.a.	n.a.	n.a.	0.00	0.00
22.470	17.520	1.059	2701.9	2360.5	13.699	6.546	3.10		Clay	100.0			16.56	0.97	n.a.	n.a.	0.92	0.673	n.a.	n.a.	n.a.	n.a.	0.00	0.00
22.640	17.250	0.943	2722.4	2370.5	13.405	5.938	3.08		Clay	100.0			16.30	0.97	n.a.	n.a.	0.92	0.674	n.a.	n.a.	n.a.	n.a.	0.00	0.00
22.800	16.320	0.865	2741.8	2379.9	12.563	5.786	3.09		Clay	100.0			15.43	0.97	n.a.	n.a.	0.92	0.674	n.a.	n.a.	n.a.	n.a.	0.00	0.00
22.970	16.250	0.872	2762.4	2389.8	12.443	5.867	3.10		Clay	100.0			15.36	0.97	n.a.	n.a.	0.92	0.675	n.a.	n.a.	n.a.	n.a.	0.00	0.00
23.130	16.990	0.911	2781.7	2399.2	13.004	5.837	3.08		Clay	100.0			16.06	0.97	n.a.	n.a.	0.92	0.676	n.a.	n.a.	n.a.	n.a.	0.00	0.00
23.290	18.020	1.044	2801.1	2408.6	13.800	6.279	3.08		Clay	100.0			17.03	0.97	n.a.	n.a.	0.92	0.677	n.a.	n.a.	n.a.	n.a.	0.00	0.00
23.460	17.600	1.040	2821.7	2418.6	13.387	6.425	3.10		Clay	100.0			16.64	0.97	n.a.	n.a.	0.92	0.677	n.a.	n.a.	n.a.	n.a.	0.00	0.00
23.620	17.630	1.043	2841.0	2427.9	13.353	6.437	3.10		Clay	100.0			16.66	0.96	n.a.	n.a.	0.92	0.678	n.a.	n.a.	n.a.	n.a.	0.00	0.00
23.790	16.420	1.004	2861.6	2437.9	12.297	6.699	3.14		Clay	100.0			15.52	0.96	n.a.	n.a.	0.91	0.679	n.a.	n.a.	n.a.	n.a.	0.00	0.00
23.950	13.450	0.913	2881.0	2447.3	9.815	7.601	3.25		Clay	100.0			12.71	0.96	n.a.	n.a.	0.91	0.679	n.a.	n.a.	n.a.	n.a.	0.00	0.00
24.110	12.460	0.841	2900.3	2456.6	8.963	7.640	3.28		Clay	100.0			11.78	0.96	n.a.	n.a.	0.91	0.680	n.a.	n.a.	n.a.	n.a.	0.00	0.00
24.280	12.840	0.836	2920.9	2466.6	9.227	7.347	3.26		Clay	100.0			12.14	0.96	n.a.	n.a.	0.91	0.680	n.a.	n.a.	n.a.	n.a.	0.00	0.00
24.440	14.140	0.875	2940.2	2476.0	10.234	6.902	3.21		Clay	100.0			13.36	0.96	n.a.	n.a.	0.91	0.681	n.a.	n.a.	n.a.	n.a.	0.00	0.00
24.610	15.740	0.941	2960.8	2485.9	11.472	6.596	3.16		Clay	100.0			14.88	0.96	n.a.	n.a.	0.91	0.682	n.a.	n.a.	n.a.	n.a.	0.00	0.00
24.770	16.500	0.932	2980.2	2495.3	12.030	6.207	3.12		Clay	100.0			15.60	0.96	n.a.	n.a.	0.91	0.682	n.a.	n.a.	n.a.	n.a.	0.00	0.00
24.930	15.010	0.859	2999.5	2504.7	10.788	6.357	3.17		Clay	100.0			14.19	0.96	n.a.	n.a.	0.91	0.683	n.a.	n.a.	n.a.	n.a.	0.00	0.00
25.100	13.930	0.855	3020.1	2514.7	9.878	6.887	3.22		Clay	100.0			13.17	0.96	n.a.	n.a.	0.91	0.683	n.a.	n.a.	n.a.	n.a.	0.00	0.00
25.260	14.680	0.917	3039.5	2524.0	10.428	6.970	3.20		Clay	100.0			13.88	0.95	n.a.	n.a.	0.91	0.684	n.a.	n.a.	n.a.	n.a.	0.00	0.00
25.430	15.600	0.913	3060.0	2534.0	11.105	6.487	3.16		Clay	100.0			14.74	0.95	n.a.	n.a.	0.91	0.684	n.a.	n.a.	n.a.	n.a.	0.00	0.00
25.590	14.290	0.862	3079.4	2543.4	10.026	6.761	3.21		Clay	100.0			13.51	0.95	n.a.	n.a.	0.91	0.685	n.a.	n.a.	n.a.	n.a.	0.00	0.00
25.750	12.680	0.781	3098.8	2552.8	8.720	7.015	3.27		Clay	100.0			11.98	0.95	n.a.	n.a.	0.90	0.685	n.a.	n.a.	n.a.	n.a.	0.00	0.00
25.920	11.860	0.769	3119.3	2562.7	8.039	7.462	3.31		Clay	100.0			11.21	0.95	n.a.	n.a.	0.90	0.686	n.a.	n.a.	n.a.	n.a.	0.00	0.00
26.080	11.850	0.781	3138.7	2572.1	7.994	7.593	3.32		Clay	100.0			11.20	0.95	n.a.	n.a.	0.90	0.686	n.a.	n.a.	n.a.	n.a.	0.00	0.00
26.250	12.440	0.827	3159.3	2582.1	8.412	7.617	3.30		Clay	100.0			11.76	0.95	n.a.	n.a.	0.90	0.686	n.a.	n.a.	n.a.	n.a.	0.00	0.00
26.410	12.100	0.773	3178.6	2591.4	8.112	7.352	3.30		Clay	100.0			11.44	0.95	n.a.	n.a.	0.90	0.687	n.a.	n.a.	n.a.	n.a.	0.00	0.00
26.570	11.290	0.764	3198.0	2600.8	7.452	7.878	3.35		Clay	100.0			10.67	0.95	n.a.	n.a.	0.90	0.687	n.a.	n.a.	n.a.	n.a.	0.00	0.00
26.740	10.940	0.789	3218.5	2610.8	7.148	8.452	3.38		Clay	100.0			10.34	0.95	n.a.	n.a.	0.90	0.688	n.a.	n.a.	n.a.	n.a.	0.00	0.00
26.900	11.720	0.828	3237.9	2620.1	7.710	8.195	3.35		Clay	100.0			11.08	0.95	n.a.	n.a.	0.90	0.688	n.a.	n.a.	n.a.	n.a.	0.00	0.00
27.070	12.110	0.858	3258.5	2630.1	7.970	8.190	3.34		Clay	100.0			11.45	0.94	n.a.	n.a.	0.90	0.688	n.a.	n.a.	n.a.	n.a.	0.00	0.00
27.230	12.000	0.873	3277.8	2639.5	7.851	8.424	3.35		Clay	100.0			11.34	0.94	n.a.	n.a.	0.90	0.689	n.a.	n.a.	n.a.	n.a.	0.00	0.00
27.400	12.900	0.883	3298.4	2649.4	8.493	7.851	3.31		Clay	100.0			12.19	0.94	n.a.	n.a.	0.90	0.689	n.a.	n.a.	n.a.	n.a.	0.00	0.00
27.560	13.300	0.854	3317.8	2658.8	8.757	7.335	3.28		Clay	100.0			12.57	0.94	n.a.	n.a.	0.90	0.689	n.a.	n.a.	n.a.	n.a.	0.00	0.00
27.720	13.070	0.816	3337.1	2668.2	8.546	7.153	3.28		Clay	100.0			12.35	0.94	n.a.	n.a.	0.89	0.690	n.a.	n.a.	n.a.	n.a.	0.00	0.00
27.890	12.650	0.762	3357.7	2678.2	8.193	6.942	3.28		Clay	100.0			11.96	0.94	n.a.	n.a.	0.89	0.690	n.a.	n.a.	n.a.	n.a.	0.00	0.00
28.050	12.100	0.671	3377.1	2687.5	7.748	6.441	3.28		Clay	100.0			11.44	0.94	n.a.	n.a.	0.89	0.690	n.a.	n.a.	n.a.	n.a.	0.00	0.00
28.220	11.250	0.585	3397.6	2697.5	7.082	6.121	3.30		Clay	100.0			10.63	0.94	n.a.	n.a.	0.89	0.691	n.a.	n.a.	n.a.	n.a.	0.00	0.00
28.380	10.220	0.525	3417.0	2706.9	6.289	6.173	3.34		Clay	100.0			9.66	0.94	n.a.	n.a.	0.89	0.691	n.a.	n.a.	n.a.	n.a.	0.00	0.00
28.540	10.250	0.475	3436.3	2716.2	6.282	5.567	3.32		Clay	100.0			9.69	0.94	n.a.	n.a.	0.89	0.691	n.a.	n.a.	n.a.	n.a.	0.00	0.00
28.710	10.240	0.445	3456.9	2726.2	6.244	5.231	3.30		Clay	100.0			9.68	0.94	n.a.	n.a.	0.89	0.691	n.a.	n.a.	n.a.	n.a.	0.00	0.00
28.870	10.300	0.414	3476.3	2735.6	6.260	4.831	3.28		Clay	100.0			9.74	0.93	n.a.	n.a.	0.89	0.692	n.a.	n.a.	n.a.	n.a.	0.00	0.00
29.040	10.280	0.422	3496.8	2745.5	6.215	4.948	3.29		Clay	100.0			9.72	0.93	n.a.	n.a.	0.89	0.692	n.a.	n.a.	n.a.	n.a.	0.00	0.00
29.200	9.840	0.456	3516.2	2754.9	5.867	5.643	3.34		Clay	100.0			9.30	0.93	n.a.	n.a.	0.89	0.692	n.a.	n.a.	n.a.	n.a.	0.00	0.00
29.360	9.840	0.455	3535.6	2764.3	5.840	5.639	3.35		Clay	100.0			9.30	0.93	n.a.	n.a.	0.89	0.692	n.a.	n.a.	n.a.	n.a.	0.00	0.00
29.530	9.940	0.431	3556.1	2774.3	5.884	5.276	3.33		Clay	100.0			9.40	0.93	n.a.	n.a.	0.89	0.692	n.a.	n.a.	n.a.	n.a.	0.00	0.00
29.690	9.990	0.379	3575.5	2783.6	5.893	4.626	3.29		Clay	100.0			9.44	0.93	n.a.	n.a.	0.88	0.693	n.a.	n.a.	n.a.	n.a.	0.00	0.00
29.860	9.670	0.389	3596.1	2793.6	5.636	4.944	3.33		Clay	100.0			9.14	0.93	n.a.	n.a.	0.88	0.693	n.a.	n.a.	n.a.	n.a.	0.00	0.00
30.020	9.960	0.389	3615.4	2803.0	5.817	4.767	3.30		Clay	100.0			9.41	0.93	n.a.	n.a.	0.88	0.693	n.a.	n.a.	n.a.	n.a.	0.00	0.00
30.180	10.470	0.384	3634.8	2812.3	6.153	4.440	3.27		Clay	100.0			9.90	0.93	n.a.	n.a.	0.88	0.693	n.a.	n.a.	n.a.	n.a.	0.00	0.00
30.350	9.580	0.367	3655.4	2822.3	5.494	4.738	3.32		Clay	100.0			9.05	0.93	n.a.	n.a.	0.88	0.693	n.a.	n.a.	n.a.	n.a.	0.00	0.00
30.510	9.580	0.365	3674.7	2831.7	5.469	4.717	3.32		Clay	100.0			9.05	0.93	n.a.	n.a.	0.88	0.693	n.a.	n.a.	n.a.	n.a.	0.00	0.00
30.680	9.190	0.376	3695.3	2841.6	5.168	5.122	3.36		Clay	100.0			8.69	0.93	n.a.	n.a.	0.88	0.693	n.a.	n.a.	n.a.	n.a.	0.00	0.00
30.840	8.880	0.412	3714.6	2851.0	4.926	5.864	3.42		Clay	100.0			8.39	0.92	n.a.	n.a.	0.88	0.694	n.a.	n.a.	n.a.	n.a.	0.00	0.00
31.000	8.870	0.434	3734.0	2860.4	4.897	6.196	3.43		Clay	100.0			8.38	0.92	n.a.	n.a.	0.88	0.694	n.a.	n.a.	n.a.	n.a.	0.00	0.00
31.170	9.510	0.513	3754.6	2870.4	5.318	6.725	3.42		Clay	100.0			8.99	0.92	n.a.	n.a.	0.88	0.694	n.a.	n.a.	n.a.	n.a.	0.00	0.00
31.330	9.910	0.594	3773.9	2879.7	5.572	7.405	3.43		Clay	100.0			9.37	0.92	n.a.	n.a.	0.88	0.694	n.a.	n.a.	n.a.	n.a.	0.00	0.00
31.500	10.580	0.616	3794.5	2889.7	6.009	7.096	3.40		Clay	100.0			10.00	0.92	n.a.	n.a.	0.87	0.694	n.a.	n.a.	n.a.	n.a.	0.00	0.00
31.660	10.740	0.618	3813.9	2899.1	6.094	6.996	3.39		Clay	100.0			10.15	0.92	n.a.	n.a.	0.87	0.694	n.a.	n.a.	n.a.	n.a.	0.00	0.00
31.820	10.840	0.576	3833.2	2908.5	6.136	6.452	3.36		Clay	100.0			10.25	0.92	n.a.	n.a.	0.87	0.694	n.a.	n.a.	n.a.	n.a.	0.00	0.00
31.990	10.660	0.533	3853.8	2918.4	5.985	6.107	3.36		Clay	100.0			10.08	0.92	n.a.	n.a.	0.87	0.694	n.a.	n.a.	n.a.	n.a.	0.00	0.00
32.150	10.130	0.465	3873.2	2927.8	5.597	5.669	3.36		Clay	100.0			9.57	0.92	n.a.	n.a.	0.87	0.694	n.a.	n.a.	n.a.	n.a.	0.00	0.00
32.320	9.410	0.434	3893.7	2937.8	5.081	5.817	3.40		Clay	100.0			8.89	0.92	n.a.	n.a.	0.87	0.694	n.a.	n.a.	n.a.	n.a.	0.00	0.00
32.480	9.090	0.391	3913.1	2947.1	4.841	5.480	3.40		Clay	100.0			8.59	0.92	n.a.	n.a.	0.87	0.694	n.a.	n.a.	n.a.	n.a.	0.00	0.00
32.640	8.350	0.357	3932.4	2956.5	4.318	5.586	3.45		Clay	100.0			7.89	0.92	n.a.	n.a.	0.87	0.694	n.a.	n.a.	n.a.	n.a.	0.00	0.00
32.810	7.630	0.310	3953.0	2966.5	3.812	5.483	3.49		Clay	100.0			7.21	0.91	n.a.	n.a.	0.87	0.694	n.a.	n.a.	n.a.	n.a.	0.00	0.00
32.970	7.310	0.283	3972.4	2975.8	3.578	5.321	3.51		Clay	100.0			6.91	0.91	n.a.	n.a.	0.87	0.694	n.a.	n.a.	n.a.	n.a.	0.00	0.00

CORNERSTONE EARTH GROUP

CPT No. 3

PGA (A_{max}) 0.75

Total Settlement: 0.70 (Inches)

© 2014 Cornerstone Earth Group, Inc.

Depth (ft)	q_c (tsf)	f_s (tsf)	σ_{vc} (psf)	Insitu σ'_{vc} (psf)	Q	F (%)	I_c	Layer "Plastic" PI > 7	Flag Soil Type	Fines (%)	q_{cN} near interfaces (soft layer)	Thin Layer Factor (K_H)	Interpreted q_{cN}	C_N	q_{c1N}	q_{c1N-CS}	Stress Reduction Coeff, r_d	CSR	K_σ for Sand	$CRR_{M=7.5, \sigma'vc = 1 atm}$	CRR	Factor of Safety (CRR/CSR)	Vertical Strain ε_v	Settlement (Inches)
33.140	7.230	0.257	3992.9	2985.8	3.506	4.907	3.49		Clay	100.0			6.83	0.91	n.a.	n.a.	0.87	0.694	n.a.	n.a.	n.a.	n.a.	0.00	0.00
33.300	7.120	0.225	4012.3	2995.2	3.415	4.396	3.48		Clay	100.0			6.73	0.91	n.a.	n.a.	0.87	0.694	n.a.	n.a.	n.a.	n.a.	0.00	0.00
33.460	6.820	0.200	4031.7	3004.6	3.198	4.155	3.49		Clay	100.0			6.45	0.91	n.a.	n.a.	0.86	0.694	n.a.	n.a.	n.a.	n.a.	0.00	0.00
33.630	6.920	0.221	4052.2	3014.5	3.247	4.518	3.50		Clay	100.0			6.54	0.91	n.a.	n.a.	0.86	0.694	n.a.	n.a.	n.a.	n.a.	0.00	0.00
33.790	8.100	0.214	4071.6	3023.9	4.011	3.529	3.37		Clay	100.0			7.66	0.91	n.a.	n.a.	0.86	0.694	n.a.	n.a.	n.a.	n.a.	0.00	0.00
33.960	8.810	0.258	4092.2	3033.9	4.459	3.816	3.35		Clay	100.0			8.33	0.91	n.a.	n.a.	0.86	0.694	n.a.	n.a.	n.a.	n.a.	0.00	0.00
34.120	8.850	0.429	4111.5	3043.2	4.465	6.307	3.47		Clay	100.0			8.36	0.91	n.a.	n.a.	0.86	0.694	n.a.	n.a.	n.a.	n.a.	0.00	0.00
34.280	9.840	0.497	4130.9	3052.6	5.094	6.395	3.43		Clay	100.0			9.30	0.91	n.a.	n.a.	0.86	0.694	n.a.	n.a.	n.a.	n.a.	0.00	0.00
34.450	16.830	0.361	4151.5	3062.6	9.635	2.445	2.96		Clay	99.9			15.91	0.91	n.a.	n.a.	0.86	0.694	n.a.	n.a.	n.a.	n.a.	0.00	0.00
34.610	12.720	0.307	4170.8	3071.9	6.924	2.890	3.12		Clay	100.0			12.02	0.91	n.a.	n.a.	0.86	0.694	n.a.	n.a.	n.a.	n.a.	0.00	0.00
34.780	9.290	0.365	4191.4	3081.9	4.669	5.068	3.40		Clay	100.0			8.78	0.91	n.a.	n.a.	0.86	0.694	n.a.	n.a.	n.a.	n.a.	0.00	0.00
34.940	9.880	0.411	4210.7	3091.3	5.030	5.289	3.38		Clay	100.0			9.34	0.90	n.a.	n.a.	0.86	0.694	n.a.	n.a.	n.a.	n.a.	0.00	0.00
35.100	10.990	0.466	4230.1	3100.7	5.725	5.245	3.33		Clay	100.0			10.39	0.90	n.a.	n.a.	0.86	0.694	n.a.	n.a.	n.a.	n.a.	0.00	0.00
35.270	10.880	0.452	4250.7	3110.6	5.629	5.166	3.34		Clay	100.0			10.28	0.90	n.a.	n.a.	0.85	0.694	n.a.	n.a.	n.a.	n.a.	0.00	0.00
35.430	11.220	0.454	4270.0	3120.0	5.824	4.994	3.32		Clay	100.0			10.60	0.90	n.a.	n.a.	0.85	0.694	n.a.	n.a.	n.a.	n.a.	0.00	0.00
35.600	11.900	0.451	4290.6	3130.0	6.233	4.619	3.27		Clay	100.0			11.25	0.90	n.a.	n.a.	0.85	0.694	n.a.	n.a.	n.a.	n.a.	0.00	0.00
35.760	13.070	0.487	4310.0	3139.3	6.954	4.457	3.22		Clay	100.0			12.35	0.90	n.a.	n.a.	0.85	0.693	n.a.	n.a.	n.a.	n.a.	0.00	0.00
35.930	13.720	0.549	4330.5	3149.3	7.338	4.750	3.22		Clay	100.0			12.97	0.90	n.a.	n.a.	0.85	0.693	n.a.	n.a.	n.a.	n.a.	0.00	0.00
36.090	14.110	0.553	4349.9	3158.7	7.557	4.629	3.20		Clay	100.0			13.34	0.90	n.a.	n.a.	0.85	0.693	n.a.	n.a.	n.a.	n.a.	0.00	0.00
36.250	14.110	0.510	4369.3	3168.1	7.529	4.274	3.19		Clay	100.0			13.34	0.90	n.a.	n.a.	0.85	0.693	n.a.	n.a.	n.a.	n.a.	0.00	0.00
36.420	13.530	0.482	4389.8	3178.0	7.133	4.256	3.20		Clay	100.0			12.79	0.90	n.a.	n.a.	0.85	0.693	n.a.	n.a.	n.a.	n.a.	0.00	0.00
36.580	13.580	0.435	4409.2	3187.4	7.138	3.822	3.18		Clay	100.0			12.84	0.90	n.a.	n.a.	0.85	0.693	n.a.	n.a.	n.a.	n.a.	0.00	0.00
36.750	13.770	0.404	4429.8	3197.4	7.228	3.496	3.15		Clay	100.0			13.02	0.90	n.a.	n.a.	0.85	0.693	n.a.	n.a.	n.a.	n.a.	0.00	0.00
36.910	12.790	0.555	4449.1	3206.7	6.590	5.253	3.29		Clay	100.0			12.09	0.90	n.a.	n.a.	0.85	0.693	n.a.	n.a.	n.a.	n.a.	0.00	0.00
37.070	12.390	0.654	4468.5	3216.1	6.316	6.444	3.35		Clay	100.0			11.71	0.90	n.a.	n.a.	0.84	0.692	n.a.	n.a.	n.a.	n.a.	0.00	0.00
37.240	21.070	0.920	4489.0	3226.1	11.671	4.886	3.07		Clay	100.0			19.91	0.89	n.a.	n.a.	0.84	0.692	n.a.	n.a.	n.a.	n.a.	0.00	0.00
37.400	24.100	1.293	4508.4	3235.4	13.504	5.918	3.07		Clay	100.0			22.78	0.89	n.a.	n.a.	0.84	0.692	n.a.	n.a.	n.a.	n.a.	0.00	0.00
37.570	27.690	0.954	4529.0	3245.4	15.669	3.752	2.90		Clay	94.8			26.17	0.89	n.a.	n.a.	0.84	0.692	n.a.	n.a.	n.a.	n.a.	0.00	0.00
37.730	40.000	0.700	4548.3	3254.8	28.751	1.855	2.50		Sand	63.2		1.8	68.05	0.82	55.96	121.26	0.84	0.692	0.946	0.174	0.230	0.33	0.03	0.05
37.890	26.010	0.531	4567.7	3264.2	14.537	2.240	2.79		Clay	86.3			24.58	0.89	n.a.	n.a.	0.84	0.692	n.a.	n.a.	n.a.	n.a.	0.00	0.00
38.060	15.310	0.488	4588.3	3274.1	7.951	3.747	3.13		Clay	100.0			14.47	0.89	n.a.	n.a.	0.84	0.691	n.a.	n.a.	n.a.	n.a.	0.00	0.00
38.220	11.530	0.446	4607.6	3283.5	5.620	4.833	3.32		Clay	100.0			10.90	0.89	n.a.	n.a.	0.84	0.691	n.a.	n.a.	n.a.	n.a.	0.00	0.00
38.390	11.720	0.461	4628.2	3293.5	5.712	4.898	3.32		Clay	100.0			11.08	0.89	n.a.	n.a.	0.84	0.691	n.a.	n.a.	n.a.	n.a.	0.00	0.00
38.550	11.490	0.456	4647.6	3302.8	5.551	4.977	3.33		Clay	100.0			10.86	0.89	n.a.	n.a.	0.84	0.691	n.a.	n.a.	n.a.	n.a.	0.00	0.00
38.710	11.260	0.470	4666.9	3312.2	5.390	5.261	3.36		Clay	100.0			10.64	0.89	n.a.	n.a.	0.84	0.691	n.a.	n.a.	n.a.	n.a.	0.00	0.00
38.880	11.530	0.470	4687.5	3322.2	5.530	5.115	3.34		Clay	100.0			10.90	0.89	n.a.	n.a.	0.84	0.690	n.a.	n.a.	n.a.	n.a.	0.00	0.00
39.040	11.610	0.522	4706.8	3331.5	5.557	5.644	3.36		Clay	100.0			10.97	0.89	n.a.	n.a.	0.83	0.690	n.a.	n.a.	n.a.	n.a.	0.00	0.00
39.210	12.140	0.563	4727.4	3341.5	5.851	5.754	3.35		Clay	100.0			11.47	0.89	n.a.	n.a.	0.83	0.690	n.a.	n.a.	n.a.	n.a.	0.00	0.00
39.370	13.530	0.672	4746.8	3350.9	6.659	6.021	3.32		Clay	100.0			12.79	0.89	n.a.	n.a.	0.83	0.690	n.a.	n.a.	n.a.	n.a.	0.00	0.00
39.530	14.160	0.722	4766.1	3360.3	7.010	6.130	3.30		Clay	100.0			13.38	0.89	n.a.	n.a.	0.83	0.690	n.a.	n.a.	n.a.	n.a.	0.00	0.00
39.700	14.360	0.691	4786.7	3370.2	7.101	5.770	3.28		Clay	100.0			13.57	0.88	n.a.	n.a.	0.83	0.689	n.a.	n.a.	n.a.	n.a.	0.00	0.00
39.860	13.400	0.672	4806.1	3379.6	6.508	6.110	3.33		Clay	100.0			12.67	0.88	n.a.	n.a.	0.83	0.689	n.a.	n.a.	n.a.	n.a.	0.00	0.00
40.030	13.410	0.673	4826.6	3389.6	6.489	6.120	3.33		Clay	100.0			12.67	0.88	n.a.	n.a.	0.83	0.689	n.a.	n.a.	n.a.	n.a.	0.00	0.00
40.190	12.940	0.646	4846.0	3398.9	6.188	6.144	3.35		Clay	100.0			12.23	0.88	n.a.	n.a.	0.83	0.689	n.a.	n.a.	n.a.	n.a.	0.00	0.00
40.350	11.720	0.647	4865.4	3408.3	5.450	6.964	3.42		Clay	100.0			11.08	0.88	n.a.	n.a.	0.83	0.688	n.a.	n.a.	n.a.	n.a.	0.00	0.00
40.520	11.540	0.690	4885.9	3418.3	5.323	7.583	3.46		Clay	100.0			10.91	0.88	n.a.	n.a.	0.83	0.688	n.a.	n.a.	n.a.	n.a.	0.00	0.00
40.680	10.910	0.659	4905.3	3427.6	4.935	7.793	3.49		Clay	100.0			10.31	0.88	n.a.	n.a.	0.83	0.688	n.a.	n.a.	n.a.	n.a.	0.00	0.00
40.850	9.720	0.571	4925.9	3437.6	4.222	7.865	3.55		Clay	100.0			9.19	0.88	n.a.	n.a.	0.82	0.687	n.a.	n.a.	n.a.	n.a.	0.00	0.00
41.010	11.470	0.477	4945.2	3447.0	5.220	5.302	3.37		Clay	100.0			10.84	0.88	n.a.	n.a.	0.82	0.687	n.a.	n.a.	n.a.	n.a.	0.00	0.00
41.170	11.410	0.471	4964.6	3456.4	5.166	5.275	3.37		Clay	100.0			10.78	0.88	n.a.	n.a.	0.82	0.687	n.a.	n.a.	n.a.	n.a.	0.00	0.00
41.340	10.600	0.458	4985.1	3466.3	4.678	5.648	3.42		Clay	100.0			10.02	0.88	n.a.	n.a.	0.82	0.687	n.a.	n.a.	n.a.	n.a.	0.00	0.00
41.500	11.530	0.415	5004.5	3475.7	5.195	4.596	3.34		Clay	100.0			10.90	0.88	n.a.	n.a.	0.82	0.686	n.a.	n.a.	n.a.	n.a.	0.00	0.00
41.670	11.730	0.372	5025.1	3485.7	5.289	4.031	3.30		Clay	100.0			11.09	0.88	n.a.	n.a.	0.82	0.686	n.a.	n.a.	n.a.	n.a.	0.00	0.00
41.830	11.030	0.330	5044.4	3495.0	4.868	3.875	3.32		Clay	100.0			10.43	0.88	n.a.	n.a.	0.82	0.686	n.a.	n.a.	n.a.	n.a.	0.00	0.00
41.990	10.910	0.335	5063.8	3504.4	4.781	3.995	3.33		Clay	100.0			10.31	0.88	n.a.	n.a.	0.82	0.686	n.a.	n.a.	n.a.	n.a.	0.00	0.00
42.160	10.730	0.325	5084.4	3514.4	4.660	3.969	3.34		Clay	100.0			10.14	0.87	n.a.	n.a.	0.82	0.685	n.a.	n.a.	n.a.	n.a.	0.00	0.00
42.320	11.010	0.327	5103.7	3523.8	4.801	3.871	3.32		Clay	100.0			10.41	0.87	n.a.	n.a.	0.82	0.685	n.a.	n.a.	n.a.	n.a.	0.00	0.00
42.490	10.990	0.302	5124.3	3533.7	4.770	3.582	3.31		Clay	100.0			10.39	0.87	n.a.	n.a.	0.82	0.685	n.a.	n.a.	n.a.	n.a.	0.00	0.00
42.650	10.210	0.334	5143.7	3543.1	4.312	4.371	3.39		Clay	100.0			9.65	0.87	n.a.	n.a.	0.81	0.684	n.a.	n.a.	n.a.	n.a.	0.00	0.00
42.810	10.990	0.372	5163.0	3552.5	4.734	4.425	3.36		Clay	100.0			10.39	0.87	n.a.	n.a.	0.81	0.684	n.a.	n.a.	n.a.	n.a.	0.00	0.00
42.980	11.670	0.425	5183.6	3562.4	5.097	4.680	3.35		Clay	100.0			11.03	0.87	n.a.	n.a.	0.81	0.684	n.a.	n.a.	n.a.	n.a.	0.00	0.00
43.140	11.600	0.495	5202.9	3571.8	5.039	5.505	3.39		Clay	100.0			10.96	0.87	n.a.	n.a.	0.81	0.683	n.a.	n.a.	n.a.	n.a.	0.00	0.00
43.310	12.590	0.564	5223.5	3581.8	5.572	5.651	3.36		Clay	100.0			11.90	0.87	n.a.	n.a.	0.81	0.683	n.a.	n.a.	n.a.	n.a.	0.00	0.00
43.470	13.880	0.592	5242.9	3591.1	6.270	5.255	3.30		Clay	100.0			13.12	0.87	n.a.	n.a.	0.81	0.683	n.a.	n.a.	n.a.	n.a.	0.00	0.00
43.640	13.880	0.561	5263.4	3601.1	6.247	4.991	3.29		Clay	100.0			13.12	0.87	n.a.	n.a.	0.81	0.682	n.a.	n.a.	n.a.	n.a.	0.00	0.00
43.800	13.700	0.534	5282.8	3610.5	6.126	4.828	3.29		Clay	100.0			12.95	0.87	n.a.	n.a.	0.81	0.682	n.a.	n.a.	n.a.	n.a.	0.00	0.00
43.960	12.430	0.493	5302.2	3619.9	5.403	5.038	3.34		Clay	100.0			11.75	0.87	n.a.	n.a.	0.81	0.682	n.a.	n.a.	n.a.	n.a.	0.00	0.00

CORNERSTONE EARTH GROUP

CPT No. 3

PGA (A_{max}) 0.75

Total Settlement: 0.70 (Inches)

© 2014 Cornerstone Earth Group, Inc.

Depth (ft)	q_c (tsf)	f_s (tsf)	σ_{vc} (psf)	Insitu σ'_{vc} (psf)	Q	F (%)	I_c	Layer "Plastic" PI > 7	Flag Soil Type	Fines (%)	q_{cN} near interfaces (soft layer)	Thin Layer Factor (K_H)	Interpreted q_{cN}	C_N	q_{c1N}	q_{c1N-CS}	Stress Reduction Coeff, r_d	CSR	K_σ for Sand	$CRR_{M=7.5, \sigma'vc = 1 atm}$	CRR	Factor of Safety (CRR/CSR)	Vertical Strain ε_v	Settlement (Inches)
44.130	11.050	0.410	5322.7	3629.8	4.622	4.884	3.39		Clay	100.0			10.44	0.87	n.a.	n.a.	0.81	0.681	n.a.	n.a.	n.a.	n.a.	0.00	0.00
44.290	10.520	0.370	5342.1	3639.2	4.314	4.714	3.41		Clay	100.0			9.94	0.87	n.a.	n.a.	0.81	0.681	n.a.	n.a.	n.a.	n.a.	0.00	0.00
44.460	10.460	0.376	5362.7	3649.2	4.263	4.835	3.42		Clay	100.0			9.89	0.87	n.a.	n.a.	0.80	0.681	n.a.	n.a.	n.a.	n.a.	0.00	0.00
44.620	12.250	0.502	5382.0	3658.5	5.226	5.247	3.37		Clay	100.0			11.58	0.87	n.a.	n.a.	0.80	0.680	n.a.	n.a.	n.a.	n.a.	0.00	0.00
44.780	15.120	0.539	5401.4	3667.9	6.772	4.340	3.23		Clay	100.0			14.29	0.86	n.a.	n.a.	0.80	0.680	n.a.	n.a.	n.a.	n.a.	0.00	0.00
44.950	14.230	0.508	5422.0	3677.9	6.264	4.410	3.26		Clay	100.0			13.45	0.86	n.a.	n.a.	0.80	0.680	n.a.	n.a.	n.a.	n.a.	0.00	0.00
45.110	12.770	0.428	5441.3	3687.2	5.451	4.255	3.30		Clay	100.0			12.07	0.86	n.a.	n.a.	0.80	0.679	n.a.	n.a.	n.a.	n.a.	0.00	0.00
45.280	12.830	0.415	5461.9	3697.2	5.463	4.109	3.29		Clay	100.0			12.13	0.86	n.a.	n.a.	0.80	0.679	n.a.	n.a.	n.a.	n.a.	0.00	0.00
45.440	12.280	0.384	5481.2	3706.6	5.147	4.026	3.31		Clay	100.0			11.61	0.86	n.a.	n.a.	0.80	0.679	n.a.	n.a.	n.a.	n.a.	0.00	0.00
45.600	12.370	0.374	5500.6	3716.0	5.178	3.891	3.30		Clay	100.0			11.69	0.86	n.a.	n.a.	0.80	0.678	n.a.	n.a.	n.a.	n.a.	0.00	0.00
45.770	11.380	0.385	5521.2	3725.9	4.627	4.469	3.37		Clay	100.0			10.76	0.86	n.a.	n.a.	0.80	0.678	n.a.	n.a.	n.a.	n.a.	0.00	0.00
45.930	12.520	0.389	5540.5	3735.3	5.220	3.988	3.30		Clay	100.0			11.83	0.86	n.a.	n.a.	0.80	0.677	n.a.	n.a.	n.a.	n.a.	0.00	0.00
46.100	13.320	0.390	5561.1	3745.3	5.628	3.704	3.26		Clay	100.0			12.59	0.86	n.a.	n.a.	0.80	0.677	n.a.	n.a.	n.a.	n.a.	0.00	0.00
46.260	13.260	0.399	5580.5	3754.6	5.577	3.813	3.27		Clay	100.0			12.53	0.86	n.a.	n.a.	0.80	0.677	n.a.	n.a.	n.a.	n.a.	0.00	0.00
46.420	13.140	0.421	5599.8	3764.0	5.494	4.075	3.29		Clay	100.0			12.42	0.86	n.a.	n.a.	0.79	0.676	n.a.	n.a.	n.a.	n.a.	0.00	0.00
46.590	13.610	0.457	5620.4	3774.0	5.723	4.233	3.28		Clay	100.0			12.86	0.86	n.a.	n.a.	0.79	0.676	n.a.	n.a.	n.a.	n.a.	0.00	0.00
46.750	14.670	0.478	5639.8	3783.4	6.264	4.037	3.24		Clay	100.0			13.87	0.86	n.a.	n.a.	0.79	0.675	n.a.	n.a.	n.a.	n.a.	0.00	0.00
46.920	13.130	0.515	5660.3	3793.3	5.431	4.999	3.34		Clay	100.0			12.41	0.86	n.a.	n.a.	0.79	0.675	n.a.	n.a.	n.a.	n.a.	0.00	0.00
47.080	13.340	0.511	5679.7	3802.7	5.522	4.867	3.33		Clay	100.0			12.61	0.86	n.a.	n.a.	0.79	0.675	n.a.	n.a.	n.a.	n.a.	0.00	0.00
47.240	14.640	0.518	5699.0	3812.1	6.186	4.389	3.26		Clay	100.0			13.84	0.86	n.a.	n.a.	0.79	0.674	n.a.	n.a.	n.a.	n.a.	0.00	0.00
47.410	16.160	0.512	5719.6	3822.0	6.960	3.849	3.19		Clay	100.0			15.27	0.86	n.a.	n.a.	0.79	0.674	n.a.	n.a.	n.a.	n.a.	0.00	0.00
47.570	17.110	0.493	5739.0	3831.4	7.434	3.464	3.14		Clay	100.0			16.17	0.86	n.a.	n.a.	0.79	0.674	n.a.	n.a.	n.a.	n.a.	0.00	0.00
47.740	17.820	0.457	5759.5	3841.4	7.779	3.061	3.09		Clay	100.0			16.84	0.85	n.a.	n.a.	0.79	0.673	n.a.	n.a.	n.a.	n.a.	0.00	0.00
47.900	17.530	0.402	5778.9	3850.7	7.604	2.742	3.07		Clay	100.0			16.57	0.85	n.a.	n.a.	0.79	0.673	n.a.	n.a.	n.a.	n.a.	0.00	0.00
48.060	15.560	0.465	5798.3	3860.1	6.560	3.670	3.20		Clay	100.0			14.71	0.85	n.a.	n.a.	0.79	0.672	n.a.	n.a.	n.a.	n.a.	0.00	0.00
48.230	14.910	0.697	5818.8	3870.1	6.202	5.809	3.33		Clay	100.0			14.09	0.85	n.a.	n.a.	0.78	0.672	n.a.	n.a.	n.a.	n.a.	0.00	0.00
48.390	19.080	0.713	5838.2	3879.5	8.332	4.411	3.16		Clay	100.0			18.03	0.85	n.a.	n.a.	0.78	0.671	n.a.	n.a.	n.a.	n.a.	0.00	0.00
48.560	24.890	0.708	5858.8	3889.4	11.293	3.224	2.97		Clay	100.0			23.53	0.85	n.a.	n.a.	0.78	0.671	n.a.	n.a.	n.a.	n.a.	0.00	0.00
48.720	24.510	0.562	5878.1	3898.8	11.065	2.604	2.93		Clay	97.1			23.17	0.85	n.a.	n.a.	0.78	0.671	n.a.	n.a.	n.a.	n.a.	0.00	0.00
48.880	20.050	0.561	5897.5	3908.2	8.752	3.283	3.07		Clay	100.0			18.95	0.85	n.a.	n.a.	0.78	0.670	n.a.	n.a.	n.a.	n.a.	0.00	0.00
49.050	18.730	0.605	5918.1	3918.1	8.050	3.834	3.14		Clay	100.0			17.70	0.85	n.a.	n.a.	0.78	0.670	n.a.	n.a.	n.a.	n.a.	0.00	0.00
49.210	20.420	0.768	5937.4	3927.5	8.887	4.402	3.14		Clay	100.0			19.30	0.85	n.a.	n.a.	0.78	0.669	n.a.	n.a.	n.a.	n.a.	0.00	0.00
49.380	25.580	1.019	5958.0	3937.5	11.480	4.507	3.05		Clay	100.0			24.18	0.85	n.a.	n.a.	0.78	0.669	n.a.	n.a.	n.a.	n.a.	0.00	0.00
49.540	28.160	1.407	5977.3	3946.8	12.755	5.590	3.08		Clay	100.0			26.62	0.85	n.a.	n.a.	0.78	0.669	n.a.	n.a.	n.a.	n.a.	0.00	0.00
49.700	37.640	1.618	5996.7	3956.2	17.512	4.669	2.92		Clay	96.6			35.58	0.85	n.a.	n.a.	0.78	0.668	n.a.	n.a.	n.a.	n.a.	0.00	0.00
49.870	42.730	1.820	6017.3	3966.2	20.030	4.581	2.87		Clay	92.6			40.39	0.85	n.a.	n.a.	0.78	0.668	n.a.	n.a.	n.a.	n.a.	0.00	0.00
50.030	39.590	1.827	6036.6	3975.6	18.398	4.995	2.92		Clay	96.8			37.42	0.85	n.a.	n.a.	0.77	0.667	n.a.	n.a.	n.a.	n.a.	0.00	0.00
50.200	43.090	1.642	6057.2	3985.5	20.103	4.099	2.84		Clay	90.0			40.73	0.85	n.a.	n.a.	0.77	0.667	n.a.	n.a.	n.a.	n.a.	0.00	0.00
50.360	52.110	1.207	6076.6	3994.9	24.567	2.459	2.63		Clay	73.4			49.25	0.85	n.a.	n.a.	0.77	0.666	n.a.	n.a.	n.a.	n.a.	0.00	0.00
50.520	34.520	0.819	6095.9	4004.3	15.719	2.604	2.80		Clay	87.1			32.63	0.85	n.a.	n.a.	0.77	0.666	n.a.	n.a.	n.a.	n.a.	0.00	0.00
50.690	21.730	0.717	6116.5	4014.2	9.303	3.842	3.08		Clay	100.0			20.54	0.84	n.a.	n.a.	0.77	0.665	n.a.	n.a.	n.a.	n.a.	0.00	0.00
50.850	17.630	0.648	6135.9	4023.6	7.238	4.449	3.21		Clay	100.0			16.66	0.84	n.a.	n.a.	0.77	0.665	n.a.	n.a.	n.a.	n.a.	0.00	0.00
51.020	16.320	0.645	6156.4	4033.6	6.566	4.873	3.27		Clay	100.0			15.43	0.84	n.a.	n.a.	0.77	0.665	n.a.	n.a.	n.a.	n.a.	0.00	0.00
51.180	14.830	0.572	6175.8	4042.9	5.809	4.871	3.31		Clay	100.0			14.02	0.84	n.a.	n.a.	0.77	0.664	n.a.	n.a.	n.a.	n.a.	0.00	0.00
51.350	14.190	0.542	6196.4	4052.9	5.474	4.882	3.33		Clay	100.0			13.41	0.84	n.a.	n.a.	0.77	0.664	n.a.	n.a.	n.a.	n.a.	0.00	0.00
51.510	13.720	0.518	6215.7	4062.3	5.225	4.877	3.35		Clay	100.0			12.97	0.84	n.a.	n.a.	0.77	0.663	n.a.	n.a.	n.a.	n.a.	0.00	0.00
51.670	13.810	0.439	6235.1	4071.7	5.252	4.101	3.30		Clay	100.0			13.05	0.84	n.a.	n.a.	0.77	0.663	n.a.	n.a.	n.a.	n.a.	0.00	0.00
51.840	13.730	0.456	6255.6	4081.6	5.195	4.304	3.32		Clay	100.0			12.98	0.84	n.a.	n.a.	0.77	0.662	n.a.	n.a.	n.a.	n.a.	0.00	0.00
52.000	14.630	0.469	6275.0	4091.0	5.618	4.077	3.28		Clay	100.0			13.83	0.84	n.a.	n.a.	0.76	0.662	n.a.	n.a.	n.a.	n.a.	0.00	0.00
52.170	16.630	0.477	6295.6	4101.0	6.575	3.539	3.19		Clay	100.0			15.72	0.84	n.a.	n.a.	0.76	0.661	n.a.	n.a.	n.a.	n.a.	0.00	0.00
52.330	16.860	0.474	6314.9	4110.3	6.667	3.457	3.18		Clay	100.0			15.94	0.84	n.a.	n.a.	0.76	0.661	n.a.	n.a.	n.a.	n.a.	0.00	0.00
52.490	16.830	0.488	6334.3	4119.7	6.633	3.572	3.19		Clay	100.0			15.91	0.84	n.a.	n.a.	0.76	0.661	n.a.	n.a.	n.a.	n.a.	0.00	0.00
52.660	17.150	0.558	6354.9	4129.7	6.767	3.992	3.21		Clay	100.0			16.21	0.84	n.a.	n.a.	0.76	0.660	n.a.	n.a.	n.a.	n.a.	0.00	0.00
52.820	18.610	0.554	6374.2	4139.1	7.452	3.589	3.15		Clay	100.0			17.59	0.84	n.a.	n.a.	0.76	0.660	n.a.	n.a.	n.a.	n.a.	0.00	0.00
52.990	19.610	0.567	6394.8	4149.0	7.912	3.454	3.12		Clay	100.0			18.53	0.84	n.a.	n.a.	0.76	0.659	n.a.	n.a.	n.a.	n.a.	0.00	0.00
53.150	19.190	0.438	6414.2	4158.4	7.687	2.743	3.07		Clay	100.0			18.14	0.84	n.a.	n.a.	0.76	0.659	n.a.	n.a.	n.a.	n.a.	0.00	0.00
53.310	17.830	0.369	6433.5	4167.8	7.013	2.524	3.09		Clay	100.0			16.85	0.84	n.a.	n.a.	0.76	0.658	n.a.	n.a.	n.a.	n.a.	0.00	0.00
53.480	15.900	0.269	6454.1	4177.7	6.067	2.119	3.10		Clay	100.0			15.03	0.84	n.a.	n.a.	0.76	0.658	n.a.	n.a.	n.a.	n.a.	0.00	0.00
53.640	12.830	0.266	6473.4	4187.1	4.582	2.773	3.26		Clay	100.0			12.13	0.84	n.a.	n.a.	0.76	0.657	n.a.	n.a.	n.a.	n.a.	0.00	0.00
53.810	13.120	0.305	6494.0	4197.1	4.705	3.090	3.28		Clay	100.0			12.40	0.83	n.a.	n.a.	0.76	0.657	n.a.	n.a.	n.a.	n.a.	0.00	0.00
53.970	14.680	0.372	6513.4	4206.4	5.431	3.256	3.24		Clay	100.0			13.88	0.83	n.a.	n.a.	0.75	0.656	n.a.	n.a.	n.a.	n.a.	0.00	0.00
54.130	15.510	0.401	6532.7	4215.8	5.808	3.278	3.21		Clay	100.0			14.66	0.83	n.a.	n.a.	0.75	0.656	n.a.	n.a.	n.a.	n.a.	0.00	0.00
54.300	15.590	0.494	6553.3	4225.8	5.828	4.008	3.26		Clay	100.0			14.74	0.83	n.a.	n.a.	0.75	0.655	n.a.	n.a.	n.a.	n.a.	0.00	0.00
54.460	15.450	0.614	6572.7	4235.2	5.744	5.049	3.32		Clay	100.0			14.60	0.83	n.a.	n.a.	0.75	0.655	n.a.	n.a.	n.a.	n.a.	0.00	0.00
54.630	17.730	0.631	6593.2	4245.1	6.800	4.373	3.23		Clay	100.0			16.76	0.83	n.a.	n.a.	0.75	0.654	n.a.	n.a.	n.a.	n.a.	0.00	0.00
54.790	22.540	0.668	6612.6	4254.5	9.042	3.471	3.07		Clay	100.0			21.30	0.83	n.a.	n.a.	0.75	0.654	n.a.	n.a.	n.a.	n.a.	0.00	0.00
54.950	24.440	0.669	6632.0	4263.9	9.908	3.167	3.01		Clay	100.0			23.10	0.83	n.a.	n.a.	0.75	0.654	n.a.	n.a.	n.a.	n.a.	0.00	0.00

CORNERSTONE EARTH GROUP

CPT No. 3

PGA (A_{max}) 0.75

Total Settlement: 0.70 (Inches)

© 2014 Cornerstone Earth Group, Inc.

Depth (ft)	q_c (tsf)	f_s (tsf)	σ_{vc} (psf)	Insitu σ'_{vc} (psf)	Q	F (%)	I_c	Layer "Plastic" PI > 7	Flag Soil Type	Fines (%)	q_{cN} near interfaces (soft layer)	Thin Layer Factor (K_H)	Interpreted q_{cN}	C_N	q_{c1N}	q_{c1N-CS}	Stress Reduction Coeff, r_d	CSR	K_σ for Sand	$CRR_{M=7.5, \sigma'vc = 1 atm}$	CRR	Factor of Safety (CRR/CSR)	Vertical Strain ε_v	Settlement (Inches)
55.120	19.640	0.552	6652.5	4273.8	7.634	3.385	3.12		Clay	100.0			18.56	0.83	n.a.	n.a.	0.75	0.653	n.a.	n.a.	n.a.	n.a.	0.00	0.00
55.280	18.250	0.536	6671.9	4283.2	6.964	3.595	3.17		Clay	100.0			17.25	0.83	n.a.	n.a.	0.75	0.653	n.a.	n.a.	n.a.	n.a.	0.00	0.00
55.450	16.760	0.540	6692.5	4293.2	6.249	4.028	3.24		Clay	100.0			15.84	0.83	n.a.	n.a.	0.75	0.652	n.a.	n.a.	n.a.	n.a.	0.00	0.00
55.610	16.480	0.576	6711.8	4302.5	6.101	4.389	3.27		Clay	100.0			15.58	0.83	n.a.	n.a.	0.75	0.652	n.a.	n.a.	n.a.	n.a.	0.00	0.00
55.770	16.760	0.686	6731.2	4311.9	6.213	5.122	3.30		Clay	100.0			15.84	0.83	n.a.	n.a.	0.74	0.651	n.a.	n.a.	n.a.	n.a.	0.00	0.00
55.940	18.940	0.764	6751.7	4321.9	7.202	4.906	3.24		Clay	100.0			17.90	0.83	n.a.	n.a.	0.74	0.651	n.a.	n.a.	n.a.	n.a.	0.00	0.00
56.100	23.870	0.814	6771.1	4331.3	9.459	3.975	3.09		Clay	100.0			22.56	0.83	n.a.	n.a.	0.74	0.650	n.a.	n.a.	n.a.	n.a.	0.00	0.00
56.270	22.880	0.688	6791.7	4341.2	8.976	3.529	3.08		Clay	100.0			21.63	0.83	n.a.	n.a.	0.74	0.650	n.a.	n.a.	n.a.	n.a.	0.00	0.00
56.430	22.010	0.536	6811.0	4350.6	8.553	2.879	3.04		Clay	100.0			20.80	0.83	n.a.	n.a.	0.74	0.649	n.a.	n.a.	n.a.	n.a.	0.00	0.00
56.590	21.220	0.472	6830.4	4360.0	8.167	2.652	3.04		Clay	100.0			20.06	0.83	n.a.	n.a.	0.74	0.649	n.a.	n.a.	n.a.	n.a.	0.00	0.00
56.760	18.290	0.594	6851.0	4369.9	6.803	3.993	3.21		Clay	100.0			17.29	0.83	n.a.	n.a.	0.74	0.648	n.a.	n.a.	n.a.	n.a.	0.00	0.00
56.920	15.460	0.440	6870.3	4379.3	5.492	3.662	3.26		Clay	100.0			14.61	0.83	n.a.	n.a.	0.74	0.648	n.a.	n.a.	n.a.	n.a.	0.00	0.00
57.090	18.500	0.306	6890.9	4389.3	6.860	2.031	3.04		Clay	100.0			17.49	0.82	n.a.	n.a.	0.74	0.647	n.a.	n.a.	n.a.	n.a.	0.00	0.00
57.250	16.840	0.310	6910.3	4398.7	6.086	2.314	3.12		Clay	100.0			15.92	0.82	n.a.	n.a.	0.74	0.647	n.a.	n.a.	n.a.	n.a.	0.00	0.00
57.410	16.120	0.378	6929.6	4408.0	5.742	2.985	3.20		Clay	100.0			15.24	0.82	n.a.	n.a.	0.74	0.646	n.a.	n.a.	n.a.	n.a.	0.00	0.00
57.580	20.450	0.464	6950.2	4418.0	7.684	2.735	3.07		Clay	100.0			19.33	0.82	n.a.	n.a.	0.74	0.646	n.a.	n.a.	n.a.	n.a.	0.00	0.00
57.740	25.100	0.615	6969.5	4427.4	9.764	2.846	2.99		Clay	100.0			23.72	0.82	n.a.	n.a.	0.73	0.645	n.a.	n.a.	n.a.	n.a.	0.00	0.00
57.910	27.460	0.722	6990.1	4437.3	10.802	3.014	2.97		Clay	100.0			25.95	0.82	n.a.	n.a.	0.73	0.645	n.a.	n.a.	n.a.	n.a.	0.00	0.00
58.070	26.940	0.787	7009.5	4446.7	10.541	3.358	3.01		Clay	100.0			25.46	0.82	n.a.	n.a.	0.73	0.644	n.a.	n.a.	n.a.	n.a.	0.00	0.00
58.230	24.730	0.780	7028.8	4456.1	9.522	3.674	3.06		Clay	100.0			23.37	0.82	n.a.	n.a.	0.73	0.644	n.a.	n.a.	n.a.	n.a.	0.00	0.00
58.400	22.230	0.769	7049.4	4466.0	8.377	4.111	3.14		Clay	100.0			21.01	0.82	n.a.	n.a.	0.73	0.643	n.a.	n.a.	n.a.	n.a.	0.00	0.00
58.560	19.620	0.675	7068.8	4475.4	7.188	4.194	3.20		Clay	100.0			18.54	0.82	n.a.	n.a.	0.73	0.643	n.a.	n.a.	n.a.	n.a.	0.00	0.00
58.730	17.960	0.525	7089.3	4485.4	6.428	3.643	3.20		Clay	100.0			16.98	0.82	n.a.	n.a.	0.73	0.642	n.a.	n.a.	n.a.	n.a.	0.00	0.00
58.890	17.710	0.393	7108.7	4494.8	6.299	2.776	3.15		Clay	100.0			16.74	0.82	n.a.	n.a.	0.73	0.642	n.a.	n.a.	n.a.	n.a.	0.00	0.00
59.060	16.250	0.387	7129.3	4504.7	5.632	3.048	3.21		Clay	100.0			15.36	0.82	n.a.	n.a.	0.73	0.641	n.a.	n.a.	n.a.	n.a.	0.00	0.00
59.220	16.340	0.437	7148.6	4514.1	5.656	3.421	3.23		Clay	100.0			15.44	0.82	n.a.	n.a.	0.73	0.641	n.a.	n.a.	n.a.	n.a.	0.00	0.00
59.380	17.100	0.466	7168.0	4523.5	5.976	3.449	3.22		Clay	100.0			16.16	0.82	n.a.	n.a.	0.73	0.640	n.a.	n.a.	n.a.	n.a.	0.00	0.00
59.550	18.980	0.504	7188.6	4533.4	6.788	3.278	3.16		Clay	100.0			17.94	0.82	n.a.	n.a.	0.73	0.640	n.a.	n.a.	n.a.	n.a.	0.00	0.00
59.710	19.270	0.582	7207.9	4542.8	6.897	3.718	3.18		Clay	100.0			18.21	0.82	n.a.	n.a.	0.73	0.639	n.a.	n.a.	n.a.	n.a.	0.00	0.00
59.880	19.520	0.605	7228.5	4552.8	6.987	3.806	3.18		Clay	100.0			18.45	0.82	n.a.	n.a.	0.72	0.639	n.a.	n.a.	n.a.	n.a.	0.00	0.00
60.040	19.420	0.573	7247.8	4562.1	6.925	3.627	3.18		Clay	100.0			18.36	0.82	n.a.	n.a.	0.72	0.638	n.a.	n.a.	n.a.	n.a.	0.00	0.00
60.200	20.000	0.538	7267.2	4571.5	7.160	3.286	3.14		Clay	100.0			18.90	0.82	n.a.	n.a.	0.72	0.638	n.a.	n.a.	n.a.	n.a.	0.00	0.00
60.370	19.440	0.468	7287.8	4581.5	6.896	2.960	3.13		Clay	100.0			18.37	0.82	n.a.	n.a.	0.72	0.637	n.a.	n.a.	n.a.	n.a.	0.00	0.00
60.530	18.400	0.549	7307.1	4590.9	6.424	3.725	3.21		Clay	100.0			17.39	0.82	n.a.	n.a.	0.72	0.637	n.a.	n.a.	n.a.	n.a.	0.00	0.00
60.700	20.470	0.704	7327.7	4600.8	7.306	4.187	3.19		Clay	100.0			19.35	0.81	n.a.	n.a.	0.72	0.636	n.a.	n.a.	n.a.	n.a.	0.00	0.00
60.860	19.520	0.820	7347.1	4610.2	6.875	5.173	3.27		Clay	100.0			18.45	0.81	n.a.	n.a.	0.72	0.636	n.a.	n.a.	n.a.	n.a.	0.00	0.00
61.020	18.780	0.751	7366.4	4619.6	6.536	4.975	3.27		Clay	100.0			17.75	0.81	n.a.	n.a.	0.72	0.635	n.a.	n.a.	n.a.	n.a.	0.00	0.00
61.190	17.840	0.649	7387.0	4629.5	6.111	4.587	3.28		Clay	100.0			16.86	0.81	n.a.	n.a.	0.72	0.635	n.a.	n.a.	n.a.	n.a.	0.00	0.00
61.350	16.780	0.543	7406.4	4638.9	5.638	4.155	3.28		Clay	100.0			15.86	0.81	n.a.	n.a.	0.72	0.634	n.a.	n.a.	n.a.	n.a.	0.00	0.00
61.520	16.460	0.505	7426.9	4648.9	5.484	3.960	3.28		Clay	100.0			15.56	0.81	n.a.	n.a.	0.72	0.634	n.a.	n.a.	n.a.	n.a.	0.00	0.00
61.680	16.810	0.473	7446.3	4658.2	5.619	3.614	3.25		Clay	100.0			15.89	0.81	n.a.	n.a.	0.72	0.633	n.a.	n.a.	n.a.	n.a.	0.00	0.00
61.840	16.650	0.488	7465.6	4667.6	5.535	3.778	3.27		Clay	100.0			15.74	0.81	n.a.	n.a.	0.71	0.633	n.a.	n.a.	n.a.	n.a.	0.00	0.00
62.010	17.680	0.488	7486.2	4677.6	5.959	3.501	3.22		Clay	100.0			16.71	0.81	n.a.	n.a.	0.71	0.632	n.a.	n.a.	n.a.	n.a.	0.00	0.00
62.170	18.670	0.484	7505.6	4687.0	6.365	3.245	3.18		Clay	100.0			17.65	0.81	n.a.	n.a.	0.71	0.632	n.a.	n.a.	n.a.	n.a.	0.00	0.00
62.340	18.840	0.503	7526.1	4696.9	6.420	3.334	3.18		Clay	100.0			17.81	0.81	n.a.	n.a.	0.71	0.631	n.a.	n.a.	n.a.	n.a.	0.00	0.00
62.500	18.790	0.447	7545.5	4706.3	6.382	2.975	3.16		Clay	100.0			17.76	0.81	n.a.	n.a.	0.71	0.631	n.a.	n.a.	n.a.	n.a.	0.00	0.00
62.660	19.400	0.424	7564.9	4715.7	6.624	2.716	3.12		Clay	100.0			18.34	0.81	n.a.	n.a.	0.71	0.630	n.a.	n.a.	n.a.	n.a.	0.00	0.00
62.830	18.350	0.402	7585.4	4725.6	6.161	2.758	3.15		Clay	100.0			17.34	0.81	n.a.	n.a.	0.71	0.630	n.a.	n.a.	n.a.	n.a.	0.00	0.00
62.990	17.490	0.366	7604.8	4735.0	5.781	2.672	3.17		Clay	100.0			16.53	0.81	n.a.	n.a.	0.71	0.629	n.a.	n.a.	n.a.	n.a.	0.00	0.00
63.160	16.130	0.353	7625.4	4745.0	5.192	2.864	3.23		Clay	100.0			15.25	0.81	n.a.	n.a.	0.71	0.629	n.a.	n.a.	n.a.	n.a.	0.00	0.00
63.320	19.320	0.471	7644.7	4754.4	6.519	3.037	3.15		Clay	100.0			18.26	0.81	n.a.	n.a.	0.71	0.628	n.a.	n.a.	n.a.	n.a.	0.00	0.00
63.480	19.900	0.545	7664.1	4763.7	6.746	3.392	3.17		Clay	100.0			18.81	0.81	n.a.	n.a.	0.71	0.628	n.a.	n.a.	n.a.	n.a.	0.00	0.00
63.650	23.410	0.612	7684.7	4773.7	8.198	3.130	3.08		Clay	100.0			22.13	0.81	n.a.	n.a.	0.71	0.627	n.a.	n.a.	n.a.	n.a.	0.00	0.00
63.810	27.080	0.503	7704.0	4783.1	9.713	2.166	2.93		Clay	97.4			25.60	0.81	n.a.	n.a.	0.71	0.627	n.a.	n.a.	n.a.	n.a.	0.00	0.00
63.980	27.170	0.651	7724.6	4793.0	9.726	2.791	2.99		Clay	100.0			25.68	0.81	n.a.	n.a.	0.70	0.626	n.a.	n.a.	n.a.	n.a.	0.00	0.00
64.140	29.200	0.921	7743.9	4802.4	10.548	3.635	3.03		Clay	100.0			27.60	0.81	n.a.	n.a.	0.70	0.626	n.a.	n.a.	n.a.	n.a.	0.00	0.00
64.300	26.980	1.049	7763.3	4811.8	9.601	4.540	3.12		Clay	100.0			25.50	0.81	n.a.	n.a.	0.70	0.625	n.a.	n.a.	n.a.	n.a.	0.00	0.00
64.470	30.860	0.923	7783.9	4821.7	11.186	3.424	2.99		Clay	100.0			29.17	0.80	n.a.	n.a.	0.70	0.625	n.a.	n.a.	n.a.	n.a.	0.00	0.00
64.630	33.810	0.923	7803.2	4831.1	12.382	3.085	2.93		Clay	97.2			31.96	0.80	n.a.	n.a.	0.70	0.624	n.a.	n.a.	n.a.	n.a.	0.00	0.00
64.800	28.240	1.097	7823.8	4841.1	10.051	4.507	3.10		Clay	100.0			26.69	0.80	n.a.	n.a.	0.70	0.624	n.a.	n.a.	n.a.	n.a.	0.00	0.00
64.960	21.340	1.194	7843.2	4850.5	7.182	6.856	3.33		Clay	100.0			20.17	0.80	n.a.	n.a.	0.70	0.623	n.a.	n.a.	n.a.	n.a.	0.00	0.00
65.120	24.890	1.612	7862.5	4859.8	8.625	7.689	3.29		Clay	100.0			23.53	0.80	n.a.	n.a.	0.70	0.623	n.a.	n.a.	n.a.	n.a.	0.00	0.00
65.290	55.430	1.417	7883.1	4869.8	21.146	2.752	2.71		Clay	80.0			52.39	0.80	n.a.	n.a.	0.70	0.622	n.a.	n.a.	n.a.	n.a.	0.00	0.00
65.450	49.380	1.117	7902.5	4879.2	18.622	2.459	2.73		Clay	81.1			46.67	0.80	n.a.	n.a.	0.70	0.622	n.a.	n.a.	n.a.	n.a.	0.00	0.00
65.620	27.160	0.829	7923.0	4889.1	9.490	3.573	3.06		Clay	100.0			25.67	0.80	n.a.	n.a.	0.70	0.621	n.a.	n.a.	n.a.	n.a.	0.00	0.00
65.780	18.840	0.607	7942.4	4898.5	6.071	4.081	3.25		Clay	100.0			17.81	0.80	n.a.	n.a.	0.70	0.621	n.a.	n.a.	n.a.	n.a.	0.00	0.00
65.940	18.220	0.425	7961.7	4907.9	5.803	2.985	3.19		Clay	100.0			17.22	0.80	n.a.	n.a.	0.70	0.620	n.a.	n.a.	n.a.	n.a.	0.00	0.00

CORNERSTONE EARTH GROUP

CPT No.	3

PGA (A_{max})	0.75

Total Settlement:	0.70	(Inches)

© 2014 Cornerstone Earth Group, Inc.

Depth (ft)	q_c (tsf)	f_s (tsf)	σ_{vc} (psf)	Insitu σ'_{vc} (psf)	Q	F (%)	I_c	Layer "Plastic" PI > 7	Flag Soil Type	Fines (%)	q_{cN} near interfaces (soft layer)	Thin Layer Factor (K_H)	Interpreted q_{cN}	C_N	q_{c1N}	q_{c1N-CS}	Stress Reduction Coeff, r_d	CSR	K_σ for Sand	$CRR_{M=7.5, \sigma'vc = 1 atm}$	CRR	Factor of Safety (CRR/CSR)	Vertical Strain ε_v	Settlement (Inches)
66.110	19.530	0.554	7982.3	4917.8	6.319	3.564	3.20		Clay	100.0			18.46	0.80	n.a.	n.a.	0.69	0.620	n.a.	n.a.	n.a.	n.a.	0.00	0.00
66.270	18.690	1.083	8001.7	4927.2	5.962	7.375	3.41		Clay	100.0			17.67	0.80	n.a.	n.a.	0.69	0.619	n.a.	n.a.	n.a.	n.a.	0.00	0.00
66.440	26.630	1.612	8022.2	4937.2	9.163	7.125	3.25		Clay	100.0			25.17	0.80	n.a.	n.a.	0.69	0.619	n.a.	n.a.	n.a.	n.a.	0.00	0.00
66.600	59.350	2.035	8041.6	4946.6	22.371	3.679	2.77		Clay	84.8			56.10	0.80	n.a.	n.a.	0.69	0.618	n.a.	n.a.	n.a.	n.a.	0.00	0.00
66.770	72.450	1.796	8062.2	4956.5	27.608	2.624	2.61		Clay	71.7			68.48	0.80	n.a.	n.a.	0.69	0.618	n.a.	n.a.	n.a.	n.a.	0.00	0.00
66.930	61.460	1.187	8081.5	4965.9	23.125	2.067	2.61		Clay	71.5			58.09	0.80	n.a.	n.a.	0.69	0.617	n.a.	n.a.	n.a.	n.a.	0.00	0.00
67.090	49.870	0.928	8100.9	4975.3	18.419	2.025	2.68		Clay	77.5			47.14	0.80	n.a.	n.a.	0.69	0.617	n.a.	n.a.	n.a.	n.a.	0.00	0.00
67.260	29.080	0.671	8121.5	4985.2	10.037	2.683	2.97		Clay	100.0			27.49	0.80	n.a.	n.a.	0.69	0.616	n.a.	n.a.	n.a.	n.a.	0.00	0.00
67.420	18.180	0.541	8140.8	4994.6	5.650	3.835	3.26		Clay	100.0			17.18	0.80	n.a.	n.a.	0.69	0.616	n.a.	n.a.	n.a.	n.a.	0.00	0.00
67.590	16.860	0.487	8161.4	5004.6	5.107	3.814	3.30		Clay	100.0			15.94	0.80	n.a.	n.a.	0.69	0.615	n.a.	n.a.	n.a.	n.a.	0.00	0.00
67.750	17.670	0.513	8180.8	5014.0	5.417	3.779	3.27		Clay	100.0			16.70	0.80	n.a.	n.a.	0.69	0.615	n.a.	n.a.	n.a.	n.a.	0.00	0.00
67.910	18.130	0.559	8200.1	5023.3	5.586	3.986	3.28		Clay	100.0			17.14	0.80	n.a.	n.a.	0.69	0.614	n.a.	n.a.	n.a.	n.a.	0.00	0.00
68.080	18.570	0.587	8220.7	5033.3	5.746	4.060	3.27		Clay	100.0			17.55	0.80	n.a.	n.a.	0.69	0.614	n.a.	n.a.	n.a.	n.a.	0.00	0.00
68.240	18.620	0.590	8240.0	5042.7	5.751	4.070	3.27		Clay	100.0			17.60	0.80	n.a.	n.a.	0.68	0.613	n.a.	n.a.	n.a.	n.a.	0.00	0.00
68.410	18.690	0.553	8260.6	5052.6	5.763	3.801	3.25		Clay	100.0			17.67	0.79	n.a.	n.a.	0.68	0.613	n.a.	n.a.	n.a.	n.a.	0.00	0.00
68.570	19.320	0.512	8280.0	5062.0	5.998	3.370	3.21		Clay	100.0			18.26	0.79	n.a.	n.a.	0.68	0.612	n.a.	n.a.	n.a.	n.a.	0.00	0.00
68.730	19.960	0.488	8299.3	5071.4	6.235	3.086	3.17		Clay	100.0			18.87	0.79	n.a.	n.a.	0.68	0.612	n.a.	n.a.	n.a.	n.a.	0.00	0.00
68.900	19.060	0.462	8319.9	5081.3	5.865	3.103	3.20		Clay	100.0			18.02	0.79	n.a.	n.a.	0.68	0.611	n.a.	n.a.	n.a.	n.a.	0.00	0.00
69.060	17.840	0.426	8339.3	5090.7	5.371	3.116	3.23		Clay	100.0			16.86	0.79	n.a.	n.a.	0.68	0.611	n.a.	n.a.	n.a.	n.a.	0.00	0.00
69.230	17.790	0.409	8359.8	5100.7	5.337	3.005	3.23		Clay	100.0			16.81	0.79	n.a.	n.a.	0.68	0.610	n.a.	n.a.	n.a.	n.a.	0.00	0.00
69.390	18.250	0.427	8379.2	5110.1	5.503	3.039	3.22		Clay	100.0			17.25	0.79	n.a.	n.a.	0.68	0.610	n.a.	n.a.	n.a.	n.a.	0.00	0.00
69.550	18.900	0.433	8398.6	5119.4	5.743	2.945	3.19		Clay	100.0			17.86	0.79	n.a.	n.a.	0.68	0.609	n.a.	n.a.	n.a.	n.a.	0.00	0.00
69.720	18.860	0.511	8419.1	5129.4	5.712	3.487	3.24		Clay	100.0			17.83	0.79	n.a.	n.a.	0.68	0.609	n.a.	n.a.	n.a.	n.a.	0.00	0.00
69.880	18.570	0.506	8438.5	5138.8	5.585	3.528	3.25		Clay	100.0			17.55	0.79	n.a.	n.a.	0.68	0.608	n.a.	n.a.	n.a.	n.a.	0.00	0.00
70.050	18.010	0.487	8459.1	5148.7	5.353	3.535	3.26		Clay	100.0			17.02	0.79	n.a.	n.a.	0.68	0.608	n.a.	n.a.	n.a.	n.a.	0.00	0.00
70.210	19.850	0.485	8478.4	5158.1	6.053	3.106	3.19		Clay	100.0			18.76	0.79	n.a.	n.a.	0.68	0.607	n.a.	n.a.	n.a.	n.a.	0.00	0.00
70.370	19.060	0.432	8497.8	5167.5	5.732	2.919	3.19		Clay	100.0			18.02	0.79	n.a.	n.a.	0.68	0.607	n.a.	n.a.	n.a.	n.a.	0.00	0.00
70.540	18.310	0.411	8518.3	5177.4	5.428	2.924	3.21		Clay	100.0			17.31	0.79	n.a.	n.a.	0.67	0.606	n.a.	n.a.	n.a.	n.a.	0.00	0.00
70.700	17.610	0.366	8537.7	5186.8	5.144	2.740	3.22		Clay	100.0			16.64	0.79	n.a.	n.a.	0.67	0.606	n.a.	n.a.	n.a.	n.a.	0.00	0.00
70.870	16.680	0.271	8558.3	5196.8	4.773	2.185	3.20		Clay	100.0			15.77	0.79	n.a.	n.a.	0.67	0.605	n.a.	n.a.	n.a.	n.a.	0.00	0.00
71.030	16.390	0.260	8577.6	5206.2	4.649	2.146	3.20		Clay	100.0			15.49	0.79	n.a.	n.a.	0.67	0.605	n.a.	n.a.	n.a.	n.a.	0.00	0.00
71.190	16.050	0.250	8597.0	5215.5	4.506	2.131	3.21		Clay	100.0			15.17	0.79	n.a.	n.a.	0.67	0.604	n.a.	n.a.	n.a.	n.a.	0.00	0.00
71.360	15.870	0.295	8617.6	5225.5	4.425	2.550	3.26		Clay	100.0			15.00	0.79	n.a.	n.a.	0.67	0.604	n.a.	n.a.	n.a.	n.a.	0.00	0.00
71.520	15.930	0.501	8636.9	5234.9	4.436	4.316	3.38		Clay	100.0			15.06	0.79	n.a.	n.a.	0.67	0.604	n.a.	n.a.	n.a.	n.a.	0.00	0.00
71.690	18.210	0.593	8657.5	5244.8	5.293	4.269	3.31		Clay	100.0			17.21	0.79	n.a.	n.a.	0.67	0.603	n.a.	n.a.	n.a.	n.a.	0.00	0.00
71.850	21.310	0.698	8676.9	5254.2	6.460	4.111	3.23		Clay	100.0			20.14	0.79	n.a.	n.a.	0.67	0.603	n.a.	n.a.	n.a.	n.a.	0.00	0.00
72.010	21.370	0.680	8696.2	5263.6	6.468	3.995	3.22		Clay	100.0			20.20	0.79	n.a.	n.a.	0.67	0.602	n.a.	n.a.	n.a.	n.a.	0.00	0.00
72.180	21.330	0.724	8716.8	5273.5	6.437	4.265	3.24		Clay	100.0			20.16	0.79	n.a.	n.a.	0.67	0.602	n.a.	n.a.	n.a.	n.a.	0.00	0.00
72.340	20.930	0.686	8736.1	5282.9	6.270	4.143	3.24		Clay	100.0			19.78	0.79	n.a.	n.a.	0.67	0.601	n.a.	n.a.	n.a.	n.a.	0.00	0.00
72.510	21.020	0.630	8756.7	5292.9	6.288	3.787	3.22		Clay	100.0			19.87	0.79	n.a.	n.a.	0.67	0.601	n.a.	n.a.	n.a.	n.a.	0.00	0.00
72.670	19.890	0.519	8776.1	5302.3	5.847	3.351	3.22		Clay	100.0			18.80	0.78	n.a.	n.a.	0.67	0.600	n.a.	n.a.	n.a.	n.a.	0.00	0.00
72.830	18.690	0.418	8795.4	5311.6	5.381	2.922	3.22		Clay	100.0			17.67	0.78	n.a.	n.a.	0.66	0.600	n.a.	n.a.	n.a.	n.a.	0.00	0.00
73.000	18.910	0.467	8816.0	5321.6	5.450	3.222	3.23		Clay	100.0			17.87	0.78	n.a.	n.a.	0.66	0.599	n.a.	n.a.	n.a.	n.a.	0.00	0.00
73.160	19.600	0.485	8835.4	5331.0	5.696	3.194	3.22		Clay	100.0			18.53	0.78	n.a.	n.a.	0.66	0.599	n.a.	n.a.	n.a.	n.a.	0.00	0.00
73.330	20.360	0.493	8855.9	5340.9	5.966	3.091	3.19		Clay	100.0			19.24	0.78	n.a.	n.a.	0.66	0.598	n.a.	n.a.	n.a.	n.a.	0.00	0.00
73.490	20.020	0.434	8875.3	5350.3	5.825	2.784	3.18		Clay	100.0			18.92	0.78	n.a.	n.a.	0.66	0.598	n.a.	n.a.	n.a.	n.a.	0.00	0.00
73.650	20.080	0.398	8894.7	5359.7	5.833	2.543	3.15		Clay	100.0			18.98	0.78	n.a.	n.a.	0.66	0.597	n.a.	n.a.	n.a.	n.a.	0.00	0.00
73.820	20.040	0.381	8915.2	5369.7	5.804	2.447	3.15		Clay	100.0			18.94	0.78	n.a.	n.a.	0.66	0.597	n.a.	n.a.	n.a.	n.a.	0.00	0.00
73.980	19.830	0.439	8934.6	5379.0	5.712	2.860	3.19		Clay	100.0			18.74	0.78	n.a.	n.a.	0.66	0.596	n.a.	n.a.	n.a.	n.a.	0.00	0.00
74.150	19.980	0.462	8955.2	5389.0	5.753	2.980	3.20		Clay	100.0			18.88	0.78	n.a.	n.a.	0.66	0.596	n.a.	n.a.	n.a.	n.a.	0.00	0.00
74.310	22.760	0.399	8974.5	5398.4	6.770	2.184	3.07		Clay	100.0			21.51	0.78	n.a.	n.a.	0.66	0.595	n.a.	n.a.	n.a.	n.a.	0.00	0.00
74.480	22.480	0.397	8995.1	5408.3	6.650	2.208	3.07		Clay	100.0			21.25	0.78	n.a.	n.a.	0.66	0.595	n.a.	n.a.	n.a.	n.a.	0.00	0.00
74.640	21.220	0.384	9014.4	5417.7	6.170	2.298	3.11		Clay	100.0			20.06	0.78	n.a.	n.a.	0.66	0.594	n.a.	n.a.	n.a.	n.a.	0.00	0.00
74.800	20.800	0.463	9033.8	5427.1	6.001	2.843	3.17		Clay	100.0			19.66	0.78	n.a.	n.a.	0.66	0.594	n.a.	n.a.	n.a.	n.a.	0.00	0.00
74.970	20.400	0.482	9054.4	5437.0	5.839	3.033	3.19		Clay	100.0			19.28	0.78	n.a.	n.a.	0.66	0.594	n.a.	n.a.	n.a.	n.a.	0.00	0.00
75.130	21.790	0.399	9073.7	5446.4	6.336	2.313	3.10		Clay	100.0			20.60	0.78	n.a.	n.a.	0.66	0.593	n.a.	n.a.	n.a.	n.a.	0.00	0.00
75.300	20.900	0.393	9094.3	5456.4	5.994	2.403	3.13		Clay	100.0			19.75	0.78	n.a.	n.a.	0.65	0.593	n.a.	n.a.	n.a.	n.a.	0.00	0.00
75.460	20.440	0.466	9113.7	5465.8	5.812	2.936	3.19		Clay	100.0			19.32	0.78	n.a.	n.a.	0.65	0.592	n.a.	n.a.	n.a.	n.a.	0.00	0.00
75.620	21.210	0.569	9133.0	5475.1	6.080	3.421	3.21		Clay	100.0			20.05	0.78	n.a.	n.a.	0.65	0.592	n.a.	n.a.	n.a.	n.a.	0.00	0.00
75.790	21.540	0.704	9153.6	5485.1	6.185	4.148	3.25		Clay	100.0			20.36	0.78	n.a.	n.a.	0.65	0.591	n.a.	n.a.	n.a.	n.a.	0.00	0.00
75.950	21.670	0.657	9173.0	5494.5	6.218	3.848	3.23		Clay	100.0			20.48	0.78	n.a.	n.a.	0.65	0.591	n.a.	n.a.	n.a.	n.a.	0.00	0.00
76.120	27.460	0.473	9193.5	5504.4	8.307	2.070	2.98		Clay	100.0			25.95	0.78	n.a.	n.a.	0.65	0.590	n.a.	n.a.	n.a.	n.a.	0.00	0.00
76.280	30.270	0.591	9212.9	5513.8	9.309	2.304	2.96		Clay	99.8			28.61	0.78	n.a.	n.a.	0.65	0.590	n.a.	n.a.	n.a.	n.a.	0.00	0.00
76.440	22.290	0.532	9232.2	5523.2	6.400	3.007	3.16		Clay	100.0			21.07	0.78	n.a.	n.a.	0.65	0.589	n.a.	n.a.	n.a.	n.a.	0.00	0.00
76.610	20.030	0.440	9252.8	5533.1	5.568	2.855	3.20		Clay	100.0			18.93	0.78	n.a.	n.a.	0.65	0.589	n.a.	n.a.	n.a.	n.a.	0.00	0.00
76.770	20.580	0.464	9272.2	5542.5	5.753	2.911	3.19		Clay	100.0			19.45	0.78	n.a.	n.a.	0.65	0.589	n.a.	n.a.	n.a.	n.a.	0.00	0.00
76.940	20.940	0.535	9292.7	5552.5	5.869	3.285	3.21		Clay	100.0			19.79	0.78	n.a.	n.a.	0.65	0.588	n.a.	n.a.	n.a.	n.a.	0.00	0.00

CORNERSTONE EARTH GROUP

CPT No. 3

PGA (A_{max}) 0.75

Total Settlement: 0.70 (Inches)

© 2014 Cornerstone Earth Group, Inc.

Depth (ft)	q_c (tsf)	f_s (tsf)	σ_{vc} (psf)	Insitu σ'_{vc} (psf)	Q	F (%)	I_c	Layer "Plastic" PI > 7	Flag Soil Type	Fines (%)	q_{cN} near interfaces (soft layer)	Thin Layer Factor (K_H)	Interpreted q_{cN}	C_N	q_{c1N}	q_{c1N-CS}	Stress Reduction Coeff, r_d	CSR	K_σ for Sand	$CRR_{M=7.5, \sigma'vc = 1 atm}$	CRR	Factor of Safety (CRR/CSR)	Vertical Strain ε_v	Settlement (Inches)
77.100	20.950	0.567	9312.1	5561.9	5.859	3.477	3.23		Clay	100.0			19.80	0.77	n.a.	n.a.	0.65	0.588	n.a.	n.a.	n.a.	n.a.	0.00	0.00
77.260	20.370	0.532	9331.5	5571.2	5.638	3.388	3.23		Clay	100.0			19.25	0.77	n.a.	n.a.	0.65	0.587	n.a.	n.a.	n.a.	n.a.	0.00	0.00
77.430	20.410	0.442	9352.0	5581.2	5.638	2.809	3.19		Clay	100.0			19.29	0.77	n.a.	n.a.	0.65	0.587	n.a.	n.a.	n.a.	n.a.	0.00	0.00
77.590	19.730	0.486	9371.4	5590.6	5.382	3.230	3.24		Clay	100.0			18.65	0.77	n.a.	n.a.	0.65	0.586	n.a.	n.a.	n.a.	n.a.	0.00	0.00
77.760	20.630	0.507	9392.0	5600.5	5.690	3.181	3.22		Clay	100.0			19.50	0.77	n.a.	n.a.	0.65	0.586	n.a.	n.a.	n.a.	n.a.	0.00	0.00
77.920	21.090	0.575	9411.3	5609.9	5.841	3.508	3.23		Clay	100.0			19.93	0.77	n.a.	n.a.	0.64	0.585	n.a.	n.a.	n.a.	n.a.	0.00	0.00
78.080	21.000	0.585	9430.7	5619.3	5.796	3.592	3.24		Clay	100.0			19.85	0.77	n.a.	n.a.	0.64	0.585	n.a.	n.a.	n.a.	n.a.	0.00	0.00
78.250	21.290	0.579	9451.3	5629.3	5.885	3.492	3.22		Clay	100.0			20.12	0.77	n.a.	n.a.	0.64	0.584	n.a.	n.a.	n.a.	n.a.	0.00	0.00
78.410	20.970	0.575	9470.6	5638.6	5.758	3.539	3.24		Clay	100.0			19.82	0.77	n.a.	n.a.	0.64	0.584	n.a.	n.a.	n.a.	n.a.	0.00	0.00
78.580	20.860	0.582	9491.2	5648.6	5.706	3.614	3.24		Clay	100.0			19.72	0.77	n.a.	n.a.	0.64	0.584	n.a.	n.a.	n.a.	n.a.	0.00	0.00
78.740	21.020	0.573	9510.5	5658.0	5.749	3.522	3.24		Clay	100.0			19.87	0.77	n.a.	n.a.	0.64	0.583	n.a.	n.a.	n.a.	n.a.	0.00	0.00
78.900	21.550	0.591	9529.9	5667.3	5.923	3.523	3.22		Clay	100.0			20.37	0.77	n.a.	n.a.	0.64	0.583	n.a.	n.a.	n.a.	n.a.	0.00	0.00
79.070	21.910	0.634	9550.5	5677.3	6.036	3.702	3.23		Clay	100.0			20.71	0.77	n.a.	n.a.	0.64	0.582	n.a.	n.a.	n.a.	n.a.	0.00	0.00
79.230	21.870	0.652	9569.8	5686.7	6.009	3.816	3.24		Clay	100.0			20.67	0.77	n.a.	n.a.	0.64	0.582	n.a.	n.a.	n.a.	n.a.	0.00	0.00
79.400	22.050	0.671	9590.4	5696.6	6.058	3.888	3.24		Clay	100.0			20.84	0.77	n.a.	n.a.	0.64	0.581	n.a.	n.a.	n.a.	n.a.	0.00	0.00
79.560	22.500	0.664	9609.8	5706.0	6.202	3.752	3.22		Clay	100.0			21.27	0.77	n.a.	n.a.	0.64	0.581	n.a.	n.a.	n.a.	n.a.	0.00	0.00
79.720	24.350	0.753	9629.1	5715.4	6.836	3.852	3.19		Clay	100.0			23.02	0.77	n.a.	n.a.	0.64	0.581	n.a.	n.a.	n.a.	n.a.	0.00	0.00
79.890	24.770	0.651	9649.7	5725.4	6.967	3.265	3.15		Clay	100.0			23.41	0.77	n.a.	n.a.	0.64	0.580	n.a.	n.a.	n.a.	n.a.	0.00	0.00
80.050	24.070	0.665	9669.1	5734.7	6.708	3.457	3.17		Clay	100.0			22.75	0.77	n.a.	n.a.	0.64	0.580	n.a.	n.a.	n.a.	n.a.	0.00	0.00
80.220	24.630	0.580	9689.6	5744.7	6.888	2.931	3.13		Clay	100.0			23.28	0.77	n.a.	n.a.	0.64	0.579	n.a.	n.a.	n.a.	n.a.	0.00	0.00
80.380	25.280	0.541	9709.0	5754.1	7.100	2.648	3.09		Clay	100.0			23.89	0.77	n.a.	n.a.	0.64	0.579	n.a.	n.a.	n.a.	n.a.	0.00	0.00
80.540	24.040	0.588	9728.3	5763.4	6.654	3.064	3.15		Clay	100.0			22.72	0.77	n.a.	n.a.	0.63	0.578	n.a.	n.a.	n.a.	n.a.	0.00	0.00
80.710	24.390	0.679	9748.9	5773.4	6.760	3.478	3.17		Clay	100.0			23.05	0.77	n.a.	n.a.	0.63	0.578	n.a.	n.a.	n.a.	n.a.	0.00	0.00
80.870	25.630	0.711	9768.3	5782.8	7.175	3.427	3.15		Clay	100.0			24.22	0.77	n.a.	n.a.	0.63	0.578	n.a.	n.a.	n.a.	n.a.	0.00	0.00
81.040	27.590	0.628	9788.8	5792.7	7.836	2.767	3.07		Clay	100.0			26.08	0.77	n.a.	n.a.	0.63	0.577	n.a.	n.a.	n.a.	n.a.	0.00	0.00
81.200	28.000	0.555	9808.2	5802.1	7.961	2.403	3.03		Clay	100.0			26.47	0.77	n.a.	n.a.	0.63	0.577	n.a.	n.a.	n.a.	n.a.	0.00	0.00
81.360	25.590	0.595	9827.6	5811.5	7.116	2.878	3.11		Clay	100.0			24.19	0.77	n.a.	n.a.	0.63	0.576	n.a.	n.a.	n.a.	n.a.	0.00	0.00
81.530	24.700	0.600	9848.1	5821.5	6.794	3.032	3.14		Clay	100.0			23.35	0.77	n.a.	n.a.	0.63	0.576	n.a.	n.a.	n.a.	n.a.	0.00	0.00
81.690	24.600	0.613	9867.5	5830.8	6.746	3.115	3.15		Clay	100.0			23.25	0.77	n.a.	n.a.	0.63	0.575	n.a.	n.a.	n.a.	n.a.	0.00	0.00
81.860	23.410	0.578	9888.1	5840.8	6.323	3.132	3.17		Clay	100.0			22.13	0.77	n.a.	n.a.	0.63	0.575	n.a.	n.a.	n.a.	n.a.	0.00	0.00
82.020	22.570	0.560	9907.4	5850.2	6.022	3.178	3.19		Clay	100.0			21.33	0.76	n.a.	n.a.	0.63	0.575	n.a.	n.a.	n.a.	n.a.	0.00	0.00
82.190	22.720	0.539	9928.0	5860.1	6.060	3.036	3.18		Clay	100.0			21.47	0.76	n.a.	n.a.	0.63	0.574	n.a.	n.a.	n.a.	n.a.	0.00	0.00
82.350	22.740	0.534	9947.4	5869.5	6.054	3.003	3.18		Clay	100.0			21.49	0.76	n.a.	n.a.	0.63	0.574	n.a.	n.a.	n.a.	n.a.	0.00	0.00
82.510	22.540	0.491	9966.7	5878.9	5.973	2.794	3.17		Clay	100.0			21.30	0.76	n.a.	n.a.	0.63	0.573	n.a.	n.a.	n.a.	n.a.	0.00	0.00
82.680	23.090	0.565	9987.3	5888.8	6.146	3.120	3.18		Clay	100.0			21.82	0.76	n.a.	n.a.	0.63	0.573	n.a.	n.a.	n.a.	n.a.	0.00	0.00
82.840	23.640	0.599	10006.6	5898.2	6.319	3.212	3.18		Clay	100.0			22.34	0.76	n.a.	n.a.	0.63	0.573	n.a.	n.a.	n.a.	n.a.	0.00	0.00
83.010	25.040	0.686	10027.2	5908.2	6.779	3.424	3.17		Clay	100.0			23.67	0.76	n.a.	n.a.	0.63	0.572	n.a.	n.a.	n.a.	n.a.	0.00	0.00
83.170	26.210	0.763	10046.6	5917.6	7.161	3.600	3.16		Clay	100.0			24.77	0.76	n.a.	n.a.	0.63	0.572	n.a.	n.a.	n.a.	n.a.	0.00	0.00
83.330	28.610	0.963	10065.9	5926.9	7.956	4.085	3.16		Clay	100.0			27.04	0.76	n.a.	n.a.	0.63	0.571	n.a.	n.a.	n.a.	n.a.	0.00	0.00
83.500	37.390	0.840	10086.5	5936.9	10.897	2.597	2.93		Clay	97.5			35.34	0.76	n.a.	n.a.	0.62	0.571	n.a.	n.a.	n.a.	n.a.	0.00	0.00
83.660	33.430	0.826	10105.9	5946.3	9.544	2.911	3.01		Clay	100.0			31.60	0.76	n.a.	n.a.	0.62	0.571	n.a.	n.a.	n.a.	n.a.	0.00	0.00
83.830	29.050	0.673	10126.4	5956.2	8.054	2.807	3.06		Clay	100.0			27.46	0.76	n.a.	n.a.	0.62	0.570	n.a.	n.a.	n.a.	n.a.	0.00	0.00
83.990	30.540	0.640	10145.8	5965.6	8.538	2.514	3.01		Clay	100.0			28.87	0.76	n.a.	n.a.	0.62	0.570	n.a.	n.a.	n.a.	n.a.	0.00	0.00
84.150	28.710	0.649	10165.2	5975.0	7.909	2.746	3.06		Clay	100.0			27.14	0.76	n.a.	n.a.	0.62	0.569	n.a.	n.a.	n.a.	n.a.	0.00	0.00
84.320	28.480	0.711	10185.7	5985.0	7.815	3.038	3.09		Clay	100.0			26.92	0.76	n.a.	n.a.	0.62	0.569	n.a.	n.a.	n.a.	n.a.	0.00	0.00
84.480	29.670	0.758	10205.1	5994.3	8.197	3.085	3.08		Clay	100.0			28.04	0.76	n.a.	n.a.	0.62	0.569	n.a.	n.a.	n.a.	n.a.	0.00	0.00
84.650	30.920	1.053	10225.7	6004.3	8.596	4.079	3.13		Clay	100.0			29.22	0.76	n.a.	n.a.	0.62	0.568	n.a.	n.a.	n.a.	n.a.	0.00	0.00
84.810	31.490	1.162	10245.0	6013.7	8.769	4.407	3.14		Clay	100.0			29.76	0.76	n.a.	n.a.	0.62	0.568	n.a.	n.a.	n.a.	n.a.	0.00	0.00
84.970	30.050	1.178	10264.4	6023.0	8.274	4.728	3.18		Clay	100.0			28.40	0.76	n.a.	n.a.	0.62	0.567	n.a.	n.a.	n.a.	n.a.	0.00	0.00
85.140	41.370	0.990	10284.9	6033.0	12.010	2.733	2.91		Clay	95.7			39.10	0.76	n.a.	n.a.	0.62	0.567	n.a.	n.a.	n.a.	n.a.	0.00	0.00
85.300	41.050	0.985	10304.3	6042.4	11.882	2.745	2.91		Clay	96.1			38.80	0.76	n.a.	n.a.	0.62	0.567	n.a.	n.a.	n.a.	n.a.	0.00	0.00
85.470	34.080	0.901	10324.9	6052.3	9.556	3.114	3.02		Clay	100.0			32.21	0.76	n.a.	n.a.	0.62	0.566	n.a.	n.a.	n.a.	n.a.	0.00	0.00
85.630	35.900	0.732	10344.2	6061.7	10.138	2.382	2.94		Clay	97.9			33.93	0.76	n.a.	n.a.	0.62	0.566	n.a.	n.a.	n.a.	n.a.	0.00	0.00
85.790	33.620	0.686	10363.6	6071.1	9.368	2.413	2.97		Clay	100.0			31.78	0.76	n.a.	n.a.	0.62	0.565	n.a.	n.a.	n.a.	n.a.	0.00	0.00
85.960	27.090	0.557	10384.2	6081.1	7.202	2.544	3.08		Clay	100.0			25.60	0.76	n.a.	n.a.	0.62	0.565	n.a.	n.a.	n.a.	n.a.	0.00	0.00
86.120	27.160	0.513	10403.5	6090.4	7.211	2.337	3.06		Clay	100.0			25.67	0.76	n.a.	n.a.	0.62	0.565	n.a.	n.a.	n.a.	n.a.	0.00	0.00
86.290	27.600	0.508	10424.1	6100.4	7.340	2.269	3.04		Clay	100.0			26.09	0.76	n.a.	n.a.	0.62	0.564	n.a.	n.a.	n.a.	n.a.	0.00	0.00
86.450	29.470	0.588	10443.5	6109.8	7.938	2.426	3.03		Clay	100.0			27.85	0.76	n.a.	n.a.	0.62	0.564	n.a.	n.a.	n.a.	n.a.	0.00	0.00
86.610	30.380	0.587	10462.8	6119.1	8.220	2.333	3.01		Clay	100.0			28.71	0.76	n.a.	n.a.	0.61	0.564	n.a.	n.a.	n.a.	n.a.	0.00	0.00
86.780	30.650	0.456	10483.4	6129.1	8.291	1.794	2.95		Clay	98.7			28.97	0.76	n.a.	n.a.	0.61	0.563	n.a.	n.a.	n.a.	n.a.	0.00	0.00
86.940	28.230	0.513	10502.7	6138.5	7.487	2.232	3.03		Clay	100.0			26.68	0.76	n.a.	n.a.	0.61	0.563	n.a.	n.a.	n.a.	n.a.	0.00	0.00
87.110	25.870	0.654	10523.3	6148.4	6.704	3.172	3.15		Clay	100.0			24.45	0.75	n.a.	n.a.	0.61	0.562	n.a.	n.a.	n.a.	n.a.	0.00	0.00
87.270	28.210	0.690	10542.7	6157.8	7.450	3.007	3.10		Clay	100.0			26.66	0.75	n.a.	n.a.	0.61	0.562	n.a.	n.a.	n.a.	n.a.	0.00	0.00
87.430	37.040	0.738	10562.0	6167.2	10.299	2.322	2.92		Clay	97.0			35.01	0.75	n.a.	n.a.	0.61	0.562	n.a.	n.a.	n.a.	n.a.	0.00	0.00
87.600	36.310	1.084	10582.6	6177.2	10.043	3.495	3.03		Clay	100.0			34.32	0.75	n.a.	n.a.	0.61	0.561	n.a.	n.a.	n.a.	n.a.	0.00	0.00
87.760	40.320	1.091	10602.0	6186.5	11.321	3.115	2.96		Clay	100.0			38.11	0.75	n.a.	n.a.	0.61	0.561	n.a.	n.a.	n.a.	n.a.	0.00	0.00
87.930	35.210	0.875	10622.5	6196.5	9.650	2.926	3.00		Clay	100.0			33.28	0.75	n.a.	n.a.	0.61	0.561	n.a.	n.a.	n.a.	n.a.	0.00	0.00

CORNERSTONE EARTH GROUP

CPT No. 3

PGA (A_{max}) 0.75

Total Settlement: 0.70 (Inches)

© 2014 Cornerstone Earth Group, Inc.

Depth (ft)	q_c (tsf)	f_s (tsf)	σ_{vc} (psf)	Insitu σ'_{vc} (psf)	Q	F (%)	I_c	Layer "Plastic" PI > 7	Flag Soil Type	Fines (%)	q_{cN} near interfaces (soft layer)	Thin Layer Factor (K_H)	Interpreted q_{cN}	C_N	q_{c1N}	q_{c1N-CS}	Stress Reduction Coeff, r_d	CSR	K_σ for Sand	$CRR_{M=7.5, \sigma'vc = 1 atm}$	CRR	Factor of Safety (CRR/CSR)	Vertical Strain ε_v	Settlement (Inches)
88.090	35.570	0.643	10641.9	6205.9	9.749	2.126	2.92		Clay	96.9			33.62	0.75	n.a.	n.a.	0.61	0.560	n.a.	n.a.	n.a.	n.a.	0.00	0.00
88.250	29.470	0.551	10661.3	6215.3	7.768	2.283	3.02		Clay	100.0			27.85	0.75	n.a.	n.a.	0.61	0.560	n.a.	n.a.	n.a.	n.a.	0.00	0.00
88.420	25.840	0.625	10681.8	6225.2	6.586	3.050	3.15		Clay	100.0			24.42	0.75	n.a.	n.a.	0.61	0.560	n.a.	n.a.	n.a.	n.a.	0.00	0.00
88.580	25.270	0.540	10701.2	6234.6	6.390	2.711	3.14		Clay	100.0			23.88	0.75	n.a.	n.a.	0.61	0.559	n.a.	n.a.	n.a.	n.a.	0.00	0.00
88.750	33.310	0.533	10721.8	6244.6	8.952	1.906	2.93		Clay	97.5			31.48	0.75	n.a.	n.a.	0.61	0.559	n.a.	n.a.	n.a.	n.a.	0.00	0.00
88.910	30.520	0.533	10741.1	6253.9	8.043	2.119	2.99		Clay	100.0			28.85	0.75	n.a.	n.a.	0.61	0.558	n.a.	n.a.	n.a.	n.a.	0.00	0.00
89.070	23.950	0.476	10760.5	6263.3	5.930	2.562	3.15		Clay	100.0			22.64	0.75	n.a.	n.a.	0.61	0.558	n.a.	n.a.	n.a.	n.a.	0.00	0.00
89.240	23.010	0.437	10781.0	6273.3	5.617	2.479	3.16		Clay	100.0			21.75	0.75	n.a.	n.a.	0.61	0.558	n.a.	n.a.	n.a.	n.a.	0.00	0.00
89.400	23.630	0.431	10800.4	6282.6	5.803	2.362	3.14		Clay	100.0			22.33	0.75	n.a.	n.a.	0.61	0.557	n.a.	n.a.	n.a.	n.a.	0.00	0.00
89.570	22.740	0.609	10821.0	6292.6	5.508	3.513	3.25		Clay	100.0			21.49	0.75	n.a.	n.a.	0.61	0.557	n.a.	n.a.	n.a.	n.a.	0.00	0.00
89.730	23.740	1.225	10840.3	6302.0	5.814	6.686	3.39		Clay	100.0			22.44	0.75	n.a.	n.a.	0.61	0.557	n.a.	n.a.	n.a.	n.a.	0.00	0.00
89.900	30.910	2.471	10860.9	6311.9	8.073	9.699	3.38		Clay	100.0			29.22	0.75	n.a.	n.a.	0.60	0.556	n.a.	n.a.	n.a.	n.a.	0.00	0.00
90.060	46.230	2.510	10880.3	6321.3	12.905	6.152	3.10		Clay	100.0			43.70	0.75	n.a.	n.a.	0.60	0.556	n.a.	n.a.	n.a.	n.a.	0.00	0.00
90.220	81.590	2.840	10899.6	6330.7	24.054	3.729	2.75		Clay	83.2			77.12	0.75	n.a.	n.a.	0.60	0.556	n.a.	n.a.	n.a.	n.a.	0.00	0.00
90.390	56.600	2.783	10920.2	6340.7	16.131	5.442	2.99		Clay	100.0			53.50	0.75	n.a.	n.a.	0.60	0.555	n.a.	n.a.	n.a.	n.a.	0.00	0.00
90.550	71.110	2.000	10939.6	6350.0	20.674	3.047	2.75		Clay	82.8			67.21	0.75	n.a.	n.a.	0.60	0.555	n.a.	n.a.	n.a.	n.a.	0.00	0.00
90.720	80.100	1.758	10960.1	6360.0	23.465	2.356	2.63		Clay	73.8			75.71	0.75	n.a.	n.a.	0.60	0.555	n.a.	n.a.	n.a.	n.a.	0.00	0.00
90.880	56.270	2.088	10979.5	6369.4	15.945	4.112	2.92		Clay	96.3			53.19	0.75	n.a.	n.a.	0.60	0.554	n.a.	n.a.	n.a.	n.a.	0.00	0.00
91.040	45.700	1.761	10998.8	6378.7	12.605	4.379	3.01		Clay	100.0			43.19	0.75	n.a.	n.a.	0.60	0.554	n.a.	n.a.	n.a.	n.a.	0.00	0.00
91.210	55.170	1.675	11019.4	6388.7	15.546	3.373	2.87		Clay	92.7			52.15	0.75	n.a.	n.a.	0.60	0.554	n.a.	n.a.	n.a.	n.a.	0.00	0.00
91.370	56.550	1.621	11038.8	6398.1	15.952	3.176	2.85		Clay	90.8			53.45	0.75	n.a.	n.a.	0.60	0.553	n.a.	n.a.	n.a.	n.a.	0.00	0.00
91.540	47.680	1.691	11059.3	6408.0	13.155	4.012	2.98		Clay	100.0			45.07	0.75	n.a.	n.a.	0.60	0.553	n.a.	n.a.	n.a.	n.a.	0.00	0.00
91.700	47.080	1.792	11078.7	6417.4	12.946	4.313	3.00		Clay	100.0			44.50	0.75	n.a.	n.a.	0.60	0.553	n.a.	n.a.	n.a.	n.a.	0.00	0.00
91.860	39.740	1.700	11098.1	6426.8	10.640	4.973	3.11		Clay	100.0			37.56	0.75	n.a.	n.a.	0.60	0.552	n.a.	n.a.	n.a.	n.a.	0.00	0.00
92.030	48.380	2.326	11118.6	6436.8	13.305	5.431	3.05		Clay	100.0			45.73	0.75	n.a.	n.a.	0.60	0.552	n.a.	n.a.	n.a.	n.a.	0.00	0.00
92.190	50.940	2.639	11138.0	6446.1	14.077	5.817	3.05		Clay	100.0			48.15	0.75	n.a.	n.a.	0.60	0.552	n.a.	n.a.	n.a.	n.a.	0.00	0.00
92.360	84.670	3.137	11158.6	6456.1	24.501	3.966	2.76		Clay	84.1			80.03	0.75	n.a.	n.a.	0.60	0.551	n.a.	n.a.	n.a.	n.a.	0.00	0.00
92.520	113.020	3.400	11177.9	6465.5	58.090	3.165	2.42		Sand	56.8			106.82	0.62	65.75	131.86	0.60	0.551	0.847	0.203	0.255	0.46	0.02	0.00
92.680	103.710	3.644	11197.3	6474.8	30.305	3.714	2.68		Clay	77.0			98.02	0.74	n.a.	n.a.	0.60	0.551	n.a.	n.a.	n.a.	n.a.	0.00	0.00
92.850	107.200	3.131	11217.9	6484.8	31.332	3.082	2.61		Clay	71.9			101.32	0.74	n.a.	n.a.	0.60	0.551	n.a.	n.a.	n.a.	n.a.	0.00	0.00
93.010	116.930	2.802	11237.2	6494.2	60.055	2.518	2.34		Sand	50.4			110.52	0.61	67.93	132.11	0.60	0.550	0.846	0.204	0.257	0.47	0.02	0.00
93.180	124.090	3.138	11257.8	6504.1	63.864	2.649	2.34		Sand	50.1			117.29	0.62	72.93	138.31	0.60	0.550	0.838	0.227	0.294	0.53	0.02	0.00
93.340	122.980	3.834	11277.1	6513.5	63.214	3.267	2.41		Sand	55.6			116.24	0.62	72.47	139.98	0.60	0.550	0.835	0.234	0.305	0.56	0.02	0.00
93.500	115.500	3.869	11296.5	6522.9	33.682	3.522	2.63		Clay	73.1			109.17	0.74	n.a.	n.a.	0.60	0.549	n.a.	n.a.	n.a.	n.a.	0.00	0.00
93.670	102.560	2.622	11317.1	6532.9	52.126	2.705	2.41		Sand	55.7			96.94	0.60	58.15	121.79	0.59	0.549	0.858	0.175	0.210	0.38	0.03	0.00
93.830	65.370	2.346	11336.4	6542.2	18.251	3.929	2.86		Clay	91.7			61.79	0.74	n.a.	n.a.	0.59	0.549	n.a.	n.a.	n.a.	n.a.	0.00	0.00
94.000	49.370	2.070	11357.0	6552.2	13.336	4.738	3.02		Clay	100.0			46.66	0.74	n.a.	n.a.	0.59	0.548	n.a.	n.a.	n.a.	n.a.	0.00	0.00
94.160	52.090	2.017	11376.4	6561.6	14.143	4.346	2.97		Clay	100.0			49.23	0.74	n.a.	n.a.	0.59	0.548	n.a.	n.a.	n.a.	n.a.	0.00	0.00
94.320	56.430	2.455	11395.7	6571.0	15.441	4.839	2.97		Clay	100.0			53.34	0.74	n.a.	n.a.	0.59	0.548	n.a.	n.a.	n.a.	n.a.	0.00	0.00
94.490	56.620	2.138	11416.3	6580.9	15.473	4.199	2.93		Clay	97.6			53.52	0.74	n.a.	n.a.	0.59	0.548	n.a.	n.a.	n.a.	n.a.	0.00	0.00
94.650	65.890	3.008	11435.7	6590.3	18.261	4.999	2.93		Clay	97.1			62.28	0.74	n.a.	n.a.	0.59	0.547	n.a.	n.a.	n.a.	n.a.	0.00	0.00
94.820	54.990	2.850	11456.2	6600.3	14.927	5.786	3.03		Clay	100.0			51.98	0.74	n.a.	n.a.	0.59	0.547	n.a.	n.a.	n.a.	n.a.	0.00	0.00
94.980	43.170	2.771	11475.6	6609.6	11.327	7.402	3.19		Clay	100.0			40.80	0.74	n.a.	n.a.	0.59	0.547	n.a.	n.a.	n.a.	n.a.	0.00	0.00
95.140	119.950	2.413	11494.9	6619.0	61.031	2.112	2.29		Sand	45.8			113.37	0.61	68.97	131.18	0.59	0.546	0.845	0.201	0.251	0.46	0.02	0.00
95.310	183.780	2.150	11515.5	6629.0	95.066	1.208	1.98		Sand	21.4			173.71	0.63	109.96	151.77	0.59	0.546	0.815	0.301	0.414	0.76	0.02	0.00
95.470	203.770	2.050	11534.9	6638.3	105.661	1.035	1.90		Sand	15.1			192.60	0.63	120.46	145.69	0.59	0.546	0.824	0.263	0.350	0.64	0.02	0.00
95.640	201.750	1.727	11555.4	6648.3	104.499	0.881	1.86		Sand	11.9			190.69	0.60	115.31	129.22	0.59	0.546	0.846	0.195	0.241	0.44	0.02	0.00
95.800	184.370	1.656	11574.8	6657.7	95.159	0.927	1.91		Sand	15.5			174.26	0.61	105.66	130.76	0.59	0.545	0.844	0.200	0.248	0.46	0.02	0.00
95.960	158.820	1.537	11594.2	6667.1	81.482	1.004	1.98		Sand	21.5			150.11	0.60	90.79	129.86	0.59	0.545	0.845	0.197	0.244	0.45	0.02	0.00
96.130	135.900	1.650	11614.7	6677.0	69.220	1.268	2.10		Sand	30.9			128.45	0.60	77.62	129.78	0.59	0.545	0.845	0.197	0.244	0.45	0.02	0.00
96.290	119.900	1.846	11634.1	6686.4	60.659	1.618	2.21		Sand	39.9			113.33	0.60	67.91	126.14	0.59	0.544	0.849	0.186	0.227	0.42	0.03	0.00
96.460	108.870	2.459	11654.7	6696.4	54.748	2.387	2.36		Sand	51.5			102.90	0.60	61.38	124.28	0.59	0.544	0.852	0.181	0.219	0.40	0.03	0.00
96.620	97.380	2.848	11674.0	6705.7	27.303	3.111	2.66		Clay	75.7			92.04	0.74	n.a.	n.a.	0.59	0.544	n.a.	n.a.	n.a.	n.a.	0.00	0.00
96.780	84.060	2.559	11693.4	6715.1	23.295	3.272	2.73		Clay	81.1			79.45	0.74	n.a.	n.a.	0.59	0.544	n.a.	n.a.	n.a.	n.a.	0.00	0.00
96.950	94.100	1.897	11714.0	6725.1	46.785	2.150	2.38		Sand	53.2			88.94	0.58	51.55	112.46	0.59	0.543	0.864	0.156	0.180	0.33	0.03	0.00
97.110	101.090	2.560	11733.3	6734.4	28.279	2.688	2.61		Clay	71.5			95.55	0.74	n.a.	n.a.	0.59	0.543	n.a.	n.a.	n.a.	n.a.	0.00	0.00
97.280	96.560	3.095	11753.9	6744.4	26.891	3.413	2.69		Clay	78.2			91.27	0.74	n.a.	n.a.	0.59	0.543	n.a.	n.a.	n.a.	n.a.	0.00	0.00
97.440	93.680	3.372	11773.2	6753.8	25.998	3.840	2.73		Clay	81.8			88.54	0.74	n.a.	n.a.	0.59	0.543	n.a.	n.a.	n.a.	n.a.	0.00	0.00
97.600	106.110	3.293	11792.6	6763.2	29.635	3.286	2.65		Clay	74.8			100.29	0.74	n.a.	n.a.	0.59	0.542	n.a.	n.a.	n.a.	n.a.	0.00	0.00
97.770	109.510	3.936	11813.2	6773.1	30.593	3.799	2.68		Clay	77.3			103.51	0.74	n.a.	n.a.	0.59	0.542	n.a.	n.a.	n.a.	n.a.	0.00	0.00
97.930	110.640	4.465	11832.5	6782.5	30.881	4.263	2.71		Clay	79.8			104.57	0.74	n.a.	n.a.	0.58	0.542	n.a.	n.a.	n.a.	n.a.	0.00	0.00
98.100	100.390	3.574	11853.1	6792.5	27.814	3.784	2.71		Clay	79.7			94.89	0.74	n.a.	n.a.	0.58	0.542	n.a.	n.a.	n.a.	n.a.	0.00	0.00
98.260	80.100	3.953	11872.5	6801.8	21.807	5.329	2.89		Clay	93.9			75.71	0.73	n.a.	n.a.	0.58	0.541	n.a.	n.a.	n.a.	n.a.	0.00	0.00
98.430	57.250	3.156	11893.0	6811.8	15.063	6.151	3.05		Clay	100.0			54.11	0.73	n.a.	n.a.	0.58	0.541	n.a.	n.a.	n.a.	n.a.	0.00	0.00
98.590	78.030	2.434	11912.4	6821.2	21.132	3.377	2.77		Clay	84.4			73.75	0.73	n.a.	n.a.	0.58	0.541	n.a.	n.a.	n.a.	n.a.	0.00	0.00
98.750	242.750	1.123	11931.8	6830.6	124.565	0.474	1.64		Sand	0.0			229.44	0.61	140.32	140.32	0.58	0.541	0.828	0.236	0.305	0.56	0.02	0.00
98.920	360.050	1.526	11952.3	6840.5	186.132	0.431	1.47		Sand	0.0			340.31	0.73	247.61	247.61	0.58	0.540	0.648	98.581	140.537	260.07	0.00	0.00

CORNERSTONE EARTH GROUP

CPT No. 3

PGA (A_{max}) 0.75

Total Settlement: 0.70 (Inches)

© 2014 Cornerstone Earth Group, Inc.

Depth (ft)	q_c (tsf)	f_s (tsf)	σ_{vc} (psf)	Insitu σ'_{vc} (psf)	Q	F (%)	I_c	Layer "Plastic" PI > 7	Flag Soil Type	Fines (%)	q_{cN} near interfaces (soft layer)	Thin Layer Factor (K_H)	Interpreted q_{cN}	C_N	q_{c1N}	q_{c1N-CS}	Stress Reduction Coeff, r_d	CSR	K_σ for Sand	$CRR_{M=7.5, \sigma'vc = 1 atm}$	CRR	Factor of Safety (CRR/CSR)	Vertical Strain ε_v	Settlement (Inches)
99.080	427.370	1.450	11971.7	6849.9	221.365	0.344	1.36		Sand	0.0			403.94	0.73	296.29	296.29	0.58	0.540	0.648	#########	########	584476.28	0.00	0.00
99.250	517.570	1.632	11992.3	6859.9	268.549	0.319	1.27		Sand	0.0			489.20	0.73	358.69	358.69	0.58	0.540	0.647	#########	########	##########	0.00	0.00
99.410	555.820	2.068	12011.6	6869.2	288.426	0.376	1.29		Sand	0.0			525.35	0.73	385.06	385.06	0.58	0.540	0.647	#########	########	##########	0.00	0.00
99.570	568.350	2.740	12031.0	6878.6	294.793	0.487	1.35		Sand	0.0			537.19	0.73	393.60	393.60	0.58	0.539	0.646	#########	########	##########	0.00	0.00

CORNERSTONE EARTH GROUP

CPT No. 4

PGA (A_{max}) 0.75

Total Settlement: 0.14 (Inches)

© 2014 Cornerstone Earth Group, Inc.

Depth (ft)	q_c (tsf)	f_s (tsf)	σ_{vc} (psf)	Insitu σ'_{vc} (psf)	Q	F (%)	I_c	Layer "Plastic" PI > 7	Flag Soil Type	Fines (%)	q_{cN} near interfaces (soft layer)	Thin Layer Factor (K_H)	Interpreted q_{cN}	C_N	q_{c1N}	q_{c1N-CS}	Stress Reduction Coeff, r_d	CSR	K_σ for Sand	$CRR_{M=7.5, \sigma'vc = 1 atm}$	CRR	Factor of Safety (CRR/CSR)	Vertical Strain ε_v	Settlement (Inches)
0.160	103.410	0.721	19.2	19.2	1025.992	0.697	1.16		Unsaturated	0.0			97.74	1.70	166.16	166.16	1.00	0.488	1.100	n.a.	n.a.	n.a.	0.00	0.00
0.330	214.360	0.875	39.6	39.6	1480.908	0.408	0.88		Unsaturated	0.0			202.61	1.70	344.43	344.43	1.00	0.488	1.100	n.a.	n.a.	n.a.	0.00	0.00
0.490	193.740	1.129	58.8	58.8	1098.340	0.583	1.08		Unsaturated	0.0			183.12	1.70	311.30	311.30	1.00	0.488	1.100	n.a.	n.a.	n.a.	0.00	0.00
0.660	215.910	1.290	79.2	79.2	1054.636	0.598	1.09		Unsaturated	0.0			204.07	1.70	346.93	346.93	1.00	0.488	1.100	n.a.	n.a.	n.a.	0.00	0.00
0.820	263.520	1.592	98.4	98.4	1154.801	0.604	1.08		Unsaturated	0.0			249.07	1.70	423.43	423.43	1.00	0.488	1.100	n.a.	n.a.	n.a.	0.00	0.00
0.980	270.260	1.993	117.6	117.6	1083.318	0.737	1.17		Unsaturated	0.0			255.44	1.70	434.26	434.26	1.00	0.488	1.100	n.a.	n.a.	n.a.	0.00	0.00
1.150	285.610	2.649	138.0	138.0	1056.820	0.928	1.27		Unsaturated	0.0			269.95	1.70	458.92	458.92	1.00	0.488	1.100	n.a.	n.a.	n.a.	0.00	0.00
1.310	255.190	2.629	157.2	157.2	884.659	1.030	1.34		Unsaturated	0.0			241.20	1.70	410.04	410.04	1.00	0.488	1.100	n.a.	n.a.	n.a.	0.00	0.00
1.480	186.670	4.194	177.6	177.6	608.721	2.248	1.71		Unsaturated	0.2			176.44	1.70	299.94	299.94	1.00	0.488	1.100	n.a.	n.a.	n.a.	0.00	0.00
1.640	210.700	4.576	196.8	196.8	652.712	2.173	1.69		Unsaturated	0.0			199.15	1.70	338.55	338.55	1.00	0.488	1.100	n.a.	n.a.	n.a.	0.00	0.00
1.800	361.400	3.432	216.0	216.0	1068.818	0.950	1.28		Unsaturated	0.0			341.59	1.70	580.70	580.70	1.00	0.488	1.100	n.a.	n.a.	n.a.	0.00	0.00
1.970	450.370	3.564	236.4	236.4	1273.221	0.791	1.18		Unsaturated	0.0			425.68	1.70	723.66	723.66	1.00	0.488	1.100	n.a.	n.a.	n.a.	0.00	0.00
2.130	446.730	2.911	255.6	255.6	1214.542	0.652	1.10		Unsaturated	0.0			422.24	1.70	717.81	717.81	1.00	0.488	1.100	n.a.	n.a.	n.a.	0.00	0.00
2.300	481.790	7.626	276.0	276.0	1260.524	1.583	1.47		Unsaturated	0.0			455.38	1.70	774.14	774.14	1.00	0.488	1.100	n.a.	n.a.	n.a.	0.00	0.00
2.460	563.000	6.810	295.2	295.2	1424.323	1.210	1.34		Unsaturated	0.0			532.14	1.68	894.74	894.74	1.00	0.488	1.100	n.a.	n.a.	n.a.	0.00	0.00
2.620	683.280	5.575	314.4	314.4	1675.057	0.816	1.16		Unsaturated	0.0			645.82	1.65	1067.99	1067.99	1.00	0.487	1.100	n.a.	n.a.	n.a.	0.00	0.00
2.790	555.100	4.866	334.8	334.8	1318.620	0.877	1.21		Unsaturated	0.0			524.67	1.63	853.37	853.37	1.00	0.487	1.100	n.a.	n.a.	n.a.	0.00	0.00
2.950	390.110	4.421	354.0	354.0	901.074	1.134	1.37		Unsaturated	0.0			368.72	1.60	590.97	590.97	1.00	0.487	1.100	n.a.	n.a.	n.a.	0.00	0.00
3.120	356.600	6.221	374.4	374.4	800.862	1.745	1.57		Unsaturated	0.0			337.05	1.58	532.28	532.28	1.00	0.487	1.100	n.a.	n.a.	n.a.	0.00	0.00
3.280	294.980	5.102	393.6	393.6	646.022	1.731	1.60		Unsaturated	0.0			278.81	1.56	434.53	434.53	1.00	0.486	1.100	n.a.	n.a.	n.a.	0.00	0.00
3.440	95.740	1.788	412.8	412.8	204.437	1.871	1.89		Unsaturated	14.2			90.49	1.70	153.84	178.32	1.00	0.486	1.100	n.a.	n.a.	n.a.	0.00	0.00
3.610	72.160	1.541	433.2	433.2	150.286	2.142	2.02		Unsaturated	24.5			68.20	1.70	115.95	165.46	1.00	0.486	1.100	n.a.	n.a.	n.a.	0.00	0.00
3.770	87.750	1.159	452.4	452.4	178.911	1.325	1.81		Unsaturated	8.0			82.94	1.70	141.00	144.45	1.00	0.486	1.100	n.a.	n.a.	n.a.	0.00	0.00
3.940	64.270	1.730	472.8	472.8	128.039	2.701	2.14		Unsaturated	34.3			60.75	1.70	103.27	164.74	1.00	0.485	1.100	n.a.	n.a.	n.a.	0.00	0.00
4.100	40.660	1.460	492.0	492.0	79.218	3.613	2.37		Unsaturated	52.8			38.43	1.70	65.33	129.84	1.00	0.485	1.100	n.a.	n.a.	n.a.	0.00	0.00
4.270	25.860	1.350	512.4	512.4	65.306	5.271	2.55		Unsaturated	67.1			24.44	1.70	41.55	103.67	0.99	0.485	1.100	n.a.	n.a.	n.a.	0.00	0.00
4.430	12.300	0.788	531.6	531.6	45.275	6.548	2.73		Unsaturated	81.2			11.63	1.70	19.76	77.85	0.99	0.485	1.100	n.a.	n.a.	n.a.	0.00	0.00
4.590	12.790	0.836	550.8	550.8	45.442	6.679	2.73		Unsaturated	81.6			12.09	1.70	20.55	78.93	0.99	0.484	1.100	n.a.	n.a.	n.a.	0.00	0.00
4.760	12.220	0.779	571.2	571.2	41.787	6.523	2.75		Unsaturated	82.9			11.55	1.70	19.64	77.91	0.99	0.484	1.100	n.a.	n.a.	n.a.	0.00	0.00
4.920	11.450	0.682	590.4	590.4	37.787	6.111	2.76		Unsaturated	83.6			10.82	1.70	18.40	76.39	0.99	0.484	1.100	n.a.	n.a.	n.a.	0.00	0.00
5.090	9.920	0.471	610.8	610.8	31.482	4.894	2.75		Unsaturated	82.6			9.38	1.70	15.94	73.06	0.99	0.484	1.100	n.a.	n.a.	n.a.	0.00	0.00
5.250	12.450	0.452	630.0	630.0	26.784	3.721	2.72		Unsaturated	80.3			11.77	1.70	20.00	78.05	0.99	0.483	1.100	n.a.	n.a.	n.a.	0.00	0.00
5.410	15.310	0.605	649.2	649.2	32.388	4.039	2.68		Unsaturated	77.3			14.47	1.70	24.60	83.59	0.99	0.483	1.100	n.a.	n.a.	n.a.	0.00	0.00
5.580	14.330	0.682	669.6	669.6	41.802	4.874	2.66		Unsaturated	75.5			13.54	1.70	23.03	81.28	0.99	0.483	1.100	n.a.	n.a.	n.a.	0.00	0.00
5.740	19.670	2.408	688.8	688.8	56.114	12.459	2.88		Unsaturated	93.8			18.59	1.70	31.61	94.76	0.99	0.483	1.100	n.a.	n.a.	n.a.	0.00	0.00
5.910	86.540	2.275	709.2	709.2	140.709	2.640	2.11		Unsaturated	31.6			81.80	1.47	120.42	182.35	0.99	0.482	1.100	n.a.	n.a.	n.a.	0.00	0.00
6.070	94.260	2.620	728.4	728.4	151.263	2.791	2.11		Unsaturated	31.6			89.09	1.44	128.14	191.64	0.99	0.482	1.100	n.a.	n.a.	n.a.	0.00	0.00
6.230	21.140	1.574	747.6	747.6	55.554	7.580	2.72		Unsaturated	80.4			19.98	1.69	33.86	96.08	0.99	0.482	1.100	n.a.	n.a.	n.a.	0.00	0.00
6.400	27.190	0.868	768.0	768.0	42.056	3.239	2.53		Unsaturated	65.4			25.70	1.64	42.19	104.11	0.99	0.482	1.100	n.a.	n.a.	n.a.	0.00	0.00
6.560	10.710	0.632	787.2	787.2	26.210	6.122	2.87		Unsaturated	92.6			10.12	1.70	17.21	75.82	0.99	0.481	1.087	n.a.	n.a.	n.a.	0.00	0.00
6.730	1.740	0.419	807.6	807.6	3.309	31.328	4.01		Unsaturated	100.0			1.64	1.70	2.80	57.60	0.99	0.481	1.073	n.a.	n.a.	n.a.	0.00	0.00
6.890	3.720	0.333	826.8	826.8	7.999	10.059	3.40		Unsaturated	100.0			3.52	1.70	5.98	61.77	0.99	0.481	1.074	n.a.	n.a.	n.a.	0.00	0.00
7.050	37.740	0.478	846.0	846.0	55.782	1.280	2.18		Unsaturated	37.0			35.67	1.55	55.38	108.52	0.99	0.480	1.100	n.a.	n.a.	n.a.	0.00	0.00
7.220	31.720	0.380	866.4	866.4	46.214	1.215	2.23		Unsaturated	41.2			29.98	1.56	46.72	100.65	0.99	0.480	1.095	n.a.	n.a.	n.a.	0.00	0.00
7.380	22.550	0.278	885.6	885.6	32.299	1.256	2.36		Unsaturated	52.0			21.31	1.58	33.61	89.29	0.98	0.480	1.085	n.a.	n.a.	n.a.	0.00	0.00
7.550	11.880	0.332	906.0	906.0	25.225	2.902	2.67		Unsaturated	76.3			11.23	1.61	18.05	74.95	0.98	0.480	1.074	n.a.	n.a.	n.a.	0.00	0.00
7.710	14.940	0.400	925.2	925.2	24.417	2.766	2.66		Unsaturated	76.1			14.12	1.57	22.17	80.27	0.98	0.479	1.075	n.a.	n.a.	n.a.	0.00	0.00
7.870	16.070	0.640	944.4	944.4	33.032	4.101	2.68		Unsaturated	77.2			15.19	1.55	23.49	82.14	0.98	0.479	1.075	n.a.	n.a.	n.a.	0.00	0.00
8.040	20.080	0.438	964.8	964.8	27.432	2.233	2.57	plastic	Clay	68.4			18.98	1.23	n.a.	n.a.	0.98	0.480	n.a.	n.a.	n.a.	n.a.	0.00	0.00
8.200	14.270	0.463	984.0	984.0	28.004	3.358	2.67		Clay	76.8			13.49	1.22	n.a.	n.a.	0.98	0.485	n.a.	n.a.	n.a.	n.a.	0.00	0.00
8.370	20.470	0.461	1004.4	1004.4	27.394	2.307	2.58	plastic	Clay	69.1			19.35	1.22	n.a.	n.a.	0.98	0.489	n.a.	n.a.	n.a.	n.a.	0.00	0.00
8.530	13.630	0.358	1023.6	1023.6	25.631	2.728	2.64		Clay	74.5			12.88	1.21	n.a.	n.a.	0.98	0.494	n.a.	n.a.	n.a.	n.a.	0.00	0.00
8.690	6.580	0.380	1042.8	1042.8	11.620	6.277	3.14		Clay	100.0			6.22	1.21	n.a.	n.a.	0.98	0.498	n.a.	n.a.	n.a.	n.a.	0.00	0.00
8.860	7.320	0.329	1063.2	1063.2	12.770	4.848	3.04		Clay	100.0			6.92	1.20	n.a.	n.a.	0.98	0.503	n.a.	n.a.	n.a.	n.a.	0.00	0.00
9.020	15.490	0.310	1082.4	1082.4	22.590	2.072	2.62	plastic	Clay	72.2			14.64	1.19	n.a.	n.a.	0.98	0.507	n.a.	n.a.	n.a.	n.a.	0.00	0.00
9.190	15.330	0.392	1102.8	1102.8	26.802	2.652	2.62		Clay	72.7			14.49	1.19	n.a.	n.a.	0.98	0.511	n.a.	n.a.	n.a.	n.a.	0.00	0.00
9.350	31.310	0.651	1122.0	1122.0	39.912	2.118	2.43	plastic	Clay	57.0			29.59	1.18	n.a.	n.a.	0.98	0.515	n.a.	n.a.	n.a.	n.a.	0.00	0.00
9.510	19.970	0.879	1141.2	1141.2	33.998	4.530	2.70		Clay	78.8			18.88	1.18	n.a.	n.a.	0.98	0.519	n.a.	n.a.	n.a.	n.a.	0.00	0.00
9.680	16.010	0.725	1161.6	1161.6	26.565	4.697	2.79		Clay	85.9			15.13	1.17	n.a.	n.a.	0.98	0.523	n.a.	n.a.	n.a.	n.a.	0.00	0.00
9.840	18.230	0.524	1180.8	1180.8	29.877	2.968	2.62		Clay	72.3			17.23	1.17	n.a.	n.a.	0.98	0.527	n.a.	n.a.	n.a.	n.a.	0.00	0.00
10.010	12.300	0.433	1201.2	1201.2	19.480	3.704	2.82		Clay	88.6			11.63	1.16	n.a.	n.a.	0.97	0.531	n.a.	n.a.	n.a.	n.a.	0.00	0.00
10.170	7.910	0.666	1220.4	1220.4	11.963	9.125	3.24		Clay	100.0			7.48	1.16	n.a.	n.a.	0.97	0.534	n.a.	n.a.	n.a.	n.a.	0.00	0.00
10.330	7.590	1.424	1239.6	1239.6	11.246	20.423	3.50		Clay	100.0			7.17	1.15	n.a.	n.a.	0.97	0.538	n.a.	n.a.	n.a.	n.a.	0.00	0.00
10.500	32.550	1.412	1260.0	1260.0	43.369	4.425	2.62	plastic	Clay	72.2			30.77	1.15	n.a.	n.a.	0.97	0.541	n.a.	n.a.	n.a.	n.a.	0.00	0.00
10.660	62.210	1.386	1279.2	1279.2	74.847	2.250	2.24	plastic	Clay	42.2			58.80	1.14	n.a.	n.a.	0.97	0.545	n.a.	n.a.	n.a.	n.a.	0.00	0.00
10.830	13.760	0.820	1299.6	1299.6	20.176	6.253	2.96		Clay	99.7			13.01	1.14	n.a.	n.a.	0.97	0.548	n.a.	n.a.	n.a.	n.a.	0.00	0.00
10.990	12.760	0.389	1318.8	1318.8	18.351	3.212	2.80		Clay	87.1			12.06	1.13	n.a.	n.a.	0.97	0.551	n.a.	n.a.	n.a.	n.a.	0.00	0.00

CORNERSTONE EARTH GROUP

CPT No. 4

PGA (A_{max}) 0.75

Total Settlement: 0.14 (Inches)

© 2014 Cornerstone Earth Group, Inc.

Depth (ft)	q_c (tsf)	f_s (tsf)	σ_{vc} (psf)	Insitu σ'_{vc} (psf)	Q	F (%)	I_c	Layer "Plastic" PI > 7	Flag Soil Type	Fines (%)	q_{cN} near interfaces (soft layer)	Thin Layer Factor (K_H)	Interpreted q_{cN}	C_N	q_{c1N}	q_{c1N-CS}	Stress Reduction Coeff, r_d	CSR	K_σ for Sand	$CRR_{M=7.5, \sigma'vc = 1 atm}$	CRR	Factor of Safety (CRR/CSR)	Vertical Strain ε_v	Settlement (Inches)
11.150	9.800	0.440	1338.0	1338.0	13.649	4.820	3.01		Clay	100.0			9.26	1.13	n.a.	n.a.	0.97	0.554	n.a.	n.a.	n.a.	n.a.	0.00	0.00
11.320	7.900	0.470	1358.4	1358.4	10.631	6.502	3.18		Clay	100.0			7.47	1.12	n.a.	n.a.	0.97	0.558	n.a.	n.a.	n.a.	n.a.	0.00	0.00
11.480	11.720	0.807	1377.6	1377.6	16.015	7.315	3.08		Clay	100.0			11.08	1.12	n.a.	n.a.	0.97	0.561	n.a.	n.a.	n.a.	n.a.	0.00	0.00
11.650	12.240	0.828	1398.0	1398.0	16.511	7.170	3.06		Clay	100.0			11.57	1.12	n.a.	n.a.	0.97	0.564	n.a.	n.a.	n.a.	n.a.	0.00	0.00
11.810	20.970	0.846	1417.2	1417.2	28.594	4.174	2.73		Clay	81.3			19.82	1.11	n.a.	n.a.	0.97	0.567	n.a.	n.a.	n.a.	n.a.	0.00	0.00
11.980	21.940	1.118	1437.6	1437.6	29.523	5.266	2.79		Clay	86.0			20.74	1.11	n.a.	n.a.	0.97	0.570	n.a.	n.a.	n.a.	n.a.	0.00	0.00
12.140	40.180	0.980	1456.8	1456.8	44.940	2.483	2.43	plastic	Clay	57.5			37.98	1.10	n.a.	n.a.	0.97	0.572	n.a.	n.a.	n.a.	n.a.	0.00	0.00
12.300	40.830	0.897	1476.0	1476.0	45.372	2.237	2.40	plastic	Clay	54.9			38.59	1.10	n.a.	n.a.	0.97	0.575	n.a.	n.a.	n.a.	n.a.	0.00	0.00
12.470	12.400	0.590	1496.4	1496.4	15.573	5.063	2.98		Clay	100.0			11.72	1.10	n.a.	n.a.	0.97	0.578	n.a.	n.a.	n.a.	n.a.	0.00	0.00
12.630	5.790	0.300	1515.6	1515.6	6.641	5.968	3.32		Clay	100.0			5.47	1.09	n.a.	n.a.	0.96	0.581	n.a.	n.a.	n.a.	n.a.	0.00	0.00
12.800	4.220	0.244	1536.0	1536.0	4.495	7.080	3.50		Clay	100.0			3.99	1.09	n.a.	n.a.	0.96	0.583	n.a.	n.a.	n.a.	n.a.	0.00	0.00
12.960	4.600	0.249	1555.2	1555.2	4.916	6.506	3.44		Clay	100.0			4.35	1.08	n.a.	n.a.	0.96	0.586	n.a.	n.a.	n.a.	n.a.	0.00	0.00
13.120	3.420	0.267	1574.4	1574.4	3.345	10.153	3.69		Clay	100.0			3.23	1.08	n.a.	n.a.	0.96	0.588	n.a.	n.a.	n.a.	n.a.	0.00	0.00
13.290	4.530	0.346	1594.8	1594.8	4.681	9.267	3.55		Clay	100.0			4.28	1.08	n.a.	n.a.	0.96	0.591	n.a.	n.a.	n.a.	n.a.	0.00	0.00
13.450	6.150	0.458	1614.0	1614.0	6.621	8.579	3.41		Clay	100.0			5.81	1.07	n.a.	n.a.	0.96	0.593	n.a.	n.a.	n.a.	n.a.	0.00	0.00
13.620	7.350	0.517	1634.4	1634.4	7.994	7.912	3.33		Clay	100.0			6.95	1.07	n.a.	n.a.	0.96	0.596	n.a.	n.a.	n.a.	n.a.	0.00	0.00
13.780	8.420	0.561	1653.6	1653.6	9.184	7.391	3.26		Clay	100.0			7.96	1.07	n.a.	n.a.	0.96	0.598	n.a.	n.a.	n.a.	n.a.	0.00	0.00
13.940	8.280	0.573	1672.8	1672.8	8.900	7.702	3.29		Clay	100.0			7.83	1.06	n.a.	n.a.	0.96	0.600	n.a.	n.a.	n.a.	n.a.	0.00	0.00
14.110	7.890	0.428	1693.3	1686.4	8.353	6.078	3.24		Clay	100.0			7.46	1.06	n.a.	n.a.	0.96	0.602	n.a.	n.a.	n.a.	n.a.	0.00	0.00
14.270	8.040	0.641	1712.7	1695.8	8.472	8.920	3.34		Clay	100.0			7.60	1.06	n.a.	n.a.	0.96	0.605	n.a.	n.a.	n.a.	n.a.	0.00	0.00
14.440	22.560	1.060	1733.2	1705.8	25.435	4.887	2.81		Clay	88.0			21.32	1.06	n.a.	n.a.	0.96	0.607	n.a.	n.a.	n.a.	n.a.	0.00	0.00
14.600	59.990	1.245	1752.6	1715.2	62.059	2.105	2.28	plastic	Clay	45.3			56.70	1.06	n.a.	n.a.	0.96	0.609	n.a.	n.a.	n.a.	n.a.	0.00	0.00
14.760	38.550	1.463	1772.0	1724.5	41.080	3.885	2.59	plastic	Clay	70.4			36.44	1.06	n.a.	n.a.	0.96	0.611	n.a.	n.a.	n.a.	n.a.	0.00	0.00
14.930	51.830	1.049	1792.5	1734.5	53.173	2.059	2.32	plastic	Clay	48.8			48.99	1.05	n.a.	n.a.	0.96	0.613	n.a.	n.a.	n.a.	n.a.	0.00	0.00
15.090	38.910	1.005	1811.9	1743.9	39.568	2.644	2.49	plastic	Clay	62.3			36.78	1.05	n.a.	n.a.	0.95	0.615	n.a.	n.a.	n.a.	n.a.	0.00	0.00
15.260	11.400	0.496	1832.5	1753.8	11.955	4.733	3.05		Clay	100.0			10.78	1.05	n.a.	n.a.	0.95	0.617	n.a.	n.a.	n.a.	n.a.	0.00	0.00
15.420	5.580	0.085	1851.8	1763.2	5.279	1.818	3.12		Clay	100.0			5.27	1.05	n.a.	n.a.	0.95	0.619	n.a.	n.a.	n.a.	n.a.	0.00	0.00
15.580	3.190	0.079	1871.2	1772.6	2.544	3.500	3.54		Clay	100.0			3.02	1.05	n.a.	n.a.	0.95	0.621	n.a.	n.a.	n.a.	n.a.	0.00	0.00
15.750	3.400	0.171	1891.8	1782.6	2.753	6.960	3.67		Clay	100.0			3.21	1.05	n.a.	n.a.	0.95	0.623	n.a.	n.a.	n.a.	n.a.	0.00	0.00
15.910	3.400	0.173	1911.1	1791.9	2.728	7.077	3.67		Clay	100.0			3.21	1.04	n.a.	n.a.	0.95	0.624	n.a.	n.a.	n.a.	n.a.	0.00	0.00
16.080	3.700	3.461	1931.7	1801.9	3.035	126.598	4.47		Clay	100.0			3.50	1.04	n.a.	n.a.	0.95	0.626	n.a.	n.a.	n.a.	n.a.	0.00	0.00
16.240	103.060	3.465	1951.0	1811.3	104.290	3.394	2.27	plastic	Clay	44.9			97.41	1.04	n.a.	n.a.	0.95	0.628	n.a.	n.a.	n.a.	n.a.	0.00	0.00
16.400	150.560	3.718	1970.4	1820.6	152.412	2.486	2.07	plastic	Clay	28.2			142.31	1.04	n.a.	n.a.	0.95	0.629	n.a.	n.a.	n.a.	n.a.	0.00	0.00
16.570	9.030	0.531	1991.0	1830.6	8.778	6.614	3.25		Clay	100.0			8.53	1.04	n.a.	n.a.	0.95	0.631	n.a.	n.a.	n.a.	n.a.	0.00	0.00
16.730	16.710	0.734	2010.3	1840.0	17.071	4.676	2.93		Clay	97.3			15.79	1.04	n.a.	n.a.	0.95	0.633	n.a.	n.a.	n.a.	n.a.	0.00	0.00
16.900	13.060	0.844	2030.9	1849.9	13.022	7.011	3.13		Clay	100.0			12.34	1.04	n.a.	n.a.	0.95	0.634	n.a.	n.a.	n.a.	n.a.	0.00	0.00
17.060	99.820	0.985	2050.3	1859.3	99.616	0.997	1.91		Sand	15.9	101.11	1.5	151.67	1.05	158.55	189.71	0.95	0.636	1.030	1.109	2.514	3.95	0.00	0.00
17.220	106.970	1.176	2069.6	1868.7	106.548	1.110	1.92		Sand	16.5		1.5	151.66	1.04	158.22	191.66	0.95	0.637	1.030	1.218	2.760	4.33	0.00	0.00
17.390	91.670	1.657	2090.2	1878.7	90.907	1.829	2.12		Sand	32.3		1.5	129.97	1.04	135.14	201.20	0.94	0.639	1.032	2.023	4.592	7.19	0.00	0.00
17.550	100.940	1.381	2109.6	1888.0	99.947	1.382	2.00		Sand	23.3		1.5	143.11	1.04	148.57	200.72	0.94	0.640	1.030	1.968	4.461	6.97	0.00	0.00
17.720	130.010	0.961	2130.1	1898.0	128.685	0.745	1.74		Sand	2.6		1.5	184.32	1.04	191.29	191.29	0.94	0.642	1.026	1.197	2.701	4.21	0.00	0.00
17.880	122.850	1.134	2149.5	1907.4	121.231	0.931	1.83		Sand	9.1	122.88	1.5	184.32	1.04	190.79	198.02	0.94	0.643	1.027	1.693	3.825	5.95	0.00	0.00
18.040	92.400	1.114	2168.8	1916.7	90.685	1.220	2.00		Sand	22.9	122.88	1.5	184.32	1.03	189.34	247.04	0.94	0.645	1.030	92.376	209.256	324.60	0.00	0.00
18.210	65.690	1.163	2189.4	1926.7	63.983	1.801	2.22		Sand	40.9	122.88	1.5	184.32	1.03	188.93	277.40	0.94	0.646	1.028	6381.763	14434.606	22342.44	0.00	0.00
18.370	28.230	0.632	2208.8	1936.1	26.803	2.331	2.59		Sand	69.9	122.88	1.5	184.32	1.02	188.69	294.25	0.94	0.647	1.027	#########	########	507007.62	0.00	0.00
18.540	17.080	0.665	2229.3	1946.0	16.408	4.165	2.91		Clay	95.8			16.14	1.02	n.a.	n.a.	0.94	0.649	n.a.	n.a.	n.a.	n.a.	0.00	0.00
18.700	11.380	0.598	2248.7	1955.4	10.489	5.830	3.15		Clay	100.0			10.76	1.02	n.a.	n.a.	0.94	0.650	n.a.	n.a.	n.a.	n.a.	0.00	0.00
18.860	9.260	0.663	2268.1	1964.8	8.272	8.155	3.33		Clay	100.0			8.75	1.02	n.a.	n.a.	0.94	0.651	n.a.	n.a.	n.a.	n.a.	0.00	0.00
19.030	9.120	0.643	2288.6	1974.8	8.078	8.057	3.33		Clay	100.0			8.62	1.02	n.a.	n.a.	0.94	0.652	n.a.	n.a.	n.a.	n.a.	0.00	0.00
19.190	8.810	0.607	2308.0	1984.1	7.717	7.926	3.34		Clay	100.0			8.33	1.02	n.a.	n.a.	0.94	0.654	n.a.	n.a.	n.a.	n.a.	0.00	0.00
19.360	9.050	0.595	2328.6	1994.1	7.909	7.540	3.32		Clay	100.0			8.55	1.02	n.a.	n.a.	0.94	0.655	n.a.	n.a.	n.a.	n.a.	0.00	0.00
19.520	8.960	0.649	2347.9	2003.5	7.773	8.333	3.35		Clay	100.0			8.47	1.01	n.a.	n.a.	0.93	0.656	n.a.	n.a.	n.a.	n.a.	0.00	0.00
19.690	9.670	0.679	2368.5	2013.4	8.429	8.002	3.31		Clay	100.0			9.14	1.01	n.a.	n.a.	0.93	0.657	n.a.	n.a.	n.a.	n.a.	0.00	0.00
19.850	10.260	0.713	2387.9	2022.8	8.964	7.868	3.29		Clay	100.0			9.70	1.01	n.a.	n.a.	0.93	0.658	n.a.	n.a.	n.a.	n.a.	0.00	0.00
20.010	10.710	0.690	2407.2	2032.2	9.356	7.253	3.25		Clay	100.0			10.12	1.01	n.a.	n.a.	0.93	0.659	n.a.	n.a.	n.a.	n.a.	0.00	0.00
20.180	11.160	0.704	2427.8	2042.1	9.741	7.079	3.23		Clay	100.0			10.55	1.01	n.a.	n.a.	0.93	0.660	n.a.	n.a.	n.a.	n.a.	0.00	0.00
20.340	12.060	0.747	2447.1	2051.5	10.564	6.895	3.20		Clay	100.0			11.40	1.01	n.a.	n.a.	0.93	0.661	n.a.	n.a.	n.a.	n.a.	0.00	0.00
20.510	12.890	0.821	2467.7	2061.5	11.308	7.044	3.18		Clay	100.0			12.18	1.01	n.a.	n.a.	0.93	0.662	n.a.	n.a.	n.a.	n.a.	0.00	0.00
20.670	13.410	0.832	2487.1	2070.9	11.750	6.837	3.16		Clay	100.0			12.67	1.01	n.a.	n.a.	0.93	0.663	n.a.	n.a.	n.a.	n.a.	0.00	0.00
20.830	13.920	0.834	2506.4	2080.2	12.178	6.580	3.14		Clay	100.0			13.16	1.00	n.a.	n.a.	0.93	0.664	n.a.	n.a.	n.a.	n.a.	0.00	0.00
21.000	13.850	0.809	2527.0	2090.2	12.043	6.430	3.13		Clay	100.0			13.09	1.00	n.a.	n.a.	0.93	0.665	n.a.	n.a.	n.a.	n.a.	0.00	0.00
21.160	14.050	0.823	2546.4	2099.6	12.171	6.441	3.13		Clay	100.0			13.28	1.00	n.a.	n.a.	0.93	0.666	n.a.	n.a.	n.a.	n.a.	0.00	0.00
21.330	14.410	0.834	2566.9	2109.5	12.445	6.354	3.12		Clay	100.0			13.62	1.00	n.a.	n.a.	0.93	0.667	n.a.	n.a.	n.a.	n.a.	0.00	0.00
21.490	14.640	0.842	2586.3	2118.9	12.598	6.310	3.11		Clay	100.0			13.84	1.00	n.a.	n.a.	0.93	0.668	n.a.	n.a.	n.a.	n.a.	0.00	0.00
21.650	14.000	0.855	2605.7	2128.3	11.932	6.731	3.15		Clay	100.0			13.23	1.00	n.a.	n.a.	0.92	0.669	n.a.	n.a.	n.a.	n.a.	0.00	0.00
21.820	13.440	0.803	2626.2	2138.3	11.343	6.624	3.16		Clay	100.0			12.70	1.00	n.a.	n.a.	0.92	0.670	n.a.	n.a.	n.a.	n.a.	0.00	0.00
21.980	12.220	0.731	2645.6	2147.6	10.148	6.710	3.20		Clay	100.0			11.55	1.00	n.a.	n.a.	0.92	0.671	n.a.	n.a.	n.a.	n.a.	0.00	0.00

CORNERSTONE EARTH GROUP

CPT No. 4

PGA (A_{max}) 0.75

Total Settlement: 0.14 (Inches)

© 2014 Cornerstone Earth Group, Inc.

Depth (ft)	q_c (tsf)	f_s (tsf)	σ_{vc} (psf)	Insitu σ'_{vc} (psf)	Q	F (%)	I_c	Layer "Plastic" PI > 7	Flag Soil Type	Fines (%)	q_{cN} near interfaces (soft layer)	Thin Layer Factor (K_H)	Interpreted q_{cN}	C_N	q_{c1N}	q_{c1N-CS}	Stress Reduction Coeff, r_d	CSR	K_σ for Sand	$CRR_{M=7.5, \sigma'vc = 1 atm}$	CRR	Factor of Safety (CRR/CSR)	Vertical Strain ε_v	Settlement (Inches)
22.150	10.380	0.628	2666.2	2157.6	8.386	6.939	3.28		Clay	100.0			9.81	0.99	n.a.	n.a.	0.92	0.671	n.a.	n.a.	n.a.	n.a.	0.00	0.00
22.310	9.250	0.544	2685.5	2167.0	7.298	6.876	3.32		Clay	100.0			8.74	0.99	n.a.	n.a.	0.92	0.672	n.a.	n.a.	n.a.	n.a.	0.00	0.00
22.470	8.890	0.525	2704.9	2176.3	6.927	6.961	3.34		Clay	100.0			8.40	0.99	n.a.	n.a.	0.92	0.673	n.a.	n.a.	n.a.	n.a.	0.00	0.00
22.640	8.890	0.556	2725.4	2186.3	6.886	7.389	3.36		Clay	100.0			8.40	0.99	n.a.	n.a.	0.92	0.674	n.a.	n.a.	n.a.	n.a.	0.00	0.00
22.800	9.910	0.570	2744.8	2195.7	7.777	6.670	3.29		Clay	100.0			9.37	0.99	n.a.	n.a.	0.92	0.674	n.a.	n.a.	n.a.	n.a.	0.00	0.00
22.970	10.530	0.584	2765.4	2205.6	8.294	6.385	3.26		Clay	100.0			9.95	0.99	n.a.	n.a.	0.92	0.675	n.a.	n.a.	n.a.	n.a.	0.00	0.00
23.130	9.610	0.564	2784.7	2215.0	7.420	6.868	3.31		Clay	100.0			9.08	0.99	n.a.	n.a.	0.92	0.676	n.a.	n.a.	n.a.	n.a.	0.00	0.00
23.290	9.520	0.541	2804.1	2224.4	7.299	6.664	3.31		Clay	100.0			9.00	0.99	n.a.	n.a.	0.92	0.677	n.a.	n.a.	n.a.	n.a.	0.00	0.00
23.460	9.810	0.531	2824.7	2234.4	7.517	6.321	3.29		Clay	100.0			9.27	0.99	n.a.	n.a.	0.92	0.677	n.a.	n.a.	n.a.	n.a.	0.00	0.00
23.620	9.540	0.536	2844.0	2243.7	7.236	6.606	3.31		Clay	100.0			9.02	0.98	n.a.	n.a.	0.92	0.678	n.a.	n.a.	n.a.	n.a.	0.00	0.00
23.790	9.460	0.350	2864.6	2253.7	7.124	4.354	3.21		Clay	100.0			8.94	0.98	n.a.	n.a.	0.91	0.679	n.a.	n.a.	n.a.	n.a.	0.00	0.00
23.950	9.030	0.354	2884.0	2263.1	6.706	4.665	3.25		Clay	100.0			8.53	0.98	n.a.	n.a.	0.91	0.679	n.a.	n.a.	n.a.	n.a.	0.00	0.00
24.110	8.720	0.323	2903.3	2272.4	6.397	4.449	3.25		Clay	100.0			8.24	0.98	n.a.	n.a.	0.91	0.680	n.a.	n.a.	n.a.	n.a.	0.00	0.00
24.280	8.020	0.360	2923.9	2282.4	5.747	5.491	3.34		Clay	100.0			7.58	0.98	n.a.	n.a.	0.91	0.680	n.a.	n.a.	n.a.	n.a.	0.00	0.00
24.440	9.460	0.432	2943.2	2291.8	6.971	5.409	3.27		Clay	100.0			8.94	0.98	n.a.	n.a.	0.91	0.681	n.a.	n.a.	n.a.	n.a.	0.00	0.00
24.610	10.430	0.448	2963.8	2301.7	7.775	5.010	3.22		Clay	100.0			9.86	0.98	n.a.	n.a.	0.91	0.682	n.a.	n.a.	n.a.	n.a.	0.00	0.00
24.770	9.540	0.375	2983.2	2311.1	6.965	4.654	3.24		Clay	100.0			9.02	0.98	n.a.	n.a.	0.91	0.682	n.a.	n.a.	n.a.	n.a.	0.00	0.00
24.930	8.690	0.277	3002.5	2320.5	6.196	3.848	3.23		Clay	100.0			8.21	0.98	n.a.	n.a.	0.91	0.683	n.a.	n.a.	n.a.	n.a.	0.00	0.00
25.100	8.520	0.220	3023.1	2330.5	6.015	3.143	3.19		Clay	100.0			8.05	0.97	n.a.	n.a.	0.91	0.683	n.a.	n.a.	n.a.	n.a.	0.00	0.00
25.260	8.600	0.276	3042.5	2339.8	6.051	3.902	3.24		Clay	100.0			8.13	0.97	n.a.	n.a.	0.91	0.684	n.a.	n.a.	n.a.	n.a.	0.00	0.00
25.430	8.410	0.344	3063.0	2349.8	5.855	4.998	3.31		Clay	100.0			7.95	0.97	n.a.	n.a.	0.91	0.684	n.a.	n.a.	n.a.	n.a.	0.00	0.00
25.590	8.530	0.385	3082.4	2359.2	5.925	5.507	3.33		Clay	100.0			8.06	0.97	n.a.	n.a.	0.91	0.685	n.a.	n.a.	n.a.	n.a.	0.00	0.00
25.750	8.600	0.399	3101.8	2368.6	5.952	5.662	3.34		Clay	100.0			8.13	0.97	n.a.	n.a.	0.90	0.685	n.a.	n.a.	n.a.	n.a.	0.00	0.00
25.920	8.680	0.389	3122.3	2378.5	5.986	5.469	3.33		Clay	100.0			8.20	0.97	n.a.	n.a.	0.90	0.686	n.a.	n.a.	n.a.	n.a.	0.00	0.00
26.080	8.560	0.372	3141.7	2387.9	5.854	5.323	3.33		Clay	100.0			8.09	0.97	n.a.	n.a.	0.90	0.686	n.a.	n.a.	n.a.	n.a.	0.00	0.00
26.250	8.110	0.348	3162.3	2397.9	5.446	5.323	3.36		Clay	100.0			7.67	0.97	n.a.	n.a.	0.90	0.686	n.a.	n.a.	n.a.	n.a.	0.00	0.00
26.410	8.170	0.384	3181.6	2407.2	5.466	5.837	3.38		Clay	100.0			7.72	0.97	n.a.	n.a.	0.90	0.687	n.a.	n.a.	n.a.	n.a.	0.00	0.00
26.570	9.140	0.402	3201.0	2416.6	6.240	5.327	3.31		Clay	100.0			8.64	0.97	n.a.	n.a.	0.90	0.687	n.a.	n.a.	n.a.	n.a.	0.00	0.00
26.740	10.030	0.471	3221.5	2426.6	6.939	5.594	3.28		Clay	100.0			9.48	0.96	n.a.	n.a.	0.90	0.688	n.a.	n.a.	n.a.	n.a.	0.00	0.00
26.900	10.930	0.512	3240.9	2435.9	7.643	5.494	3.25		Clay	100.0			10.33	0.96	n.a.	n.a.	0.90	0.688	n.a.	n.a.	n.a.	n.a.	0.00	0.00
27.070	11.510	0.549	3261.5	2445.9	8.078	5.555	3.23		Clay	100.0			10.88	0.96	n.a.	n.a.	0.90	0.688	n.a.	n.a.	n.a.	n.a.	0.00	0.00
27.230	10.360	0.533	3280.8	2455.3	7.103	6.110	3.30		Clay	100.0			9.79	0.96	n.a.	n.a.	0.90	0.689	n.a.	n.a.	n.a.	n.a.	0.00	0.00
27.400	9.710	0.402	3301.4	2465.2	6.538	4.989	3.27		Clay	100.0			9.18	0.96	n.a.	n.a.	0.90	0.689	n.a.	n.a.	n.a.	n.a.	0.00	0.00
27.560	8.730	0.321	3320.8	2474.6	5.714	4.538	3.30		Clay	100.0			8.25	0.96	n.a.	n.a.	0.90	0.689	n.a.	n.a.	n.a.	n.a.	0.00	0.00
27.720	8.480	0.339	3340.1	2484.0	5.483	4.982	3.34		Clay	100.0			8.02	0.96	n.a.	n.a.	0.89	0.690	n.a.	n.a.	n.a.	n.a.	0.00	0.00
27.890	8.730	0.353	3360.7	2494.0	5.653	5.000	3.33		Clay	100.0			8.25	0.96	n.a.	n.a.	0.89	0.690	n.a.	n.a.	n.a.	n.a.	0.00	0.00
28.050	8.960	0.378	3380.1	2503.3	5.808	5.199	3.33		Clay	100.0			8.47	0.96	n.a.	n.a.	0.89	0.690	n.a.	n.a.	n.a.	n.a.	0.00	0.00
28.220	8.610	0.380	3400.6	2513.3	5.499	5.492	3.36		Clay	100.0			8.14	0.96	n.a.	n.a.	0.89	0.691	n.a.	n.a.	n.a.	n.a.	0.00	0.00
28.380	8.390	0.387	3420.0	2522.7	5.296	5.786	3.39		Clay	100.0			7.93	0.95	n.a.	n.a.	0.89	0.691	n.a.	n.a.	n.a.	n.a.	0.00	0.00
28.540	8.370	0.376	3439.3	2532.0	5.253	5.654	3.38		Clay	100.0			7.91	0.95	n.a.	n.a.	0.89	0.691	n.a.	n.a.	n.a.	n.a.	0.00	0.00
28.710	8.900	0.375	3459.9	2542.0	5.641	5.234	3.34		Clay	100.0			8.41	0.95	n.a.	n.a.	0.89	0.691	n.a.	n.a.	n.a.	n.a.	0.00	0.00
28.870	9.290	0.372	3479.3	2551.4	5.919	4.924	3.31		Clay	100.0			8.78	0.95	n.a.	n.a.	0.89	0.692	n.a.	n.a.	n.a.	n.a.	0.00	0.00
29.040	8.870	0.365	3499.8	2561.3	5.560	5.121	3.34		Clay	100.0			8.38	0.95	n.a.	n.a.	0.89	0.692	n.a.	n.a.	n.a.	n.a.	0.00	0.00
29.200	8.410	0.347	3519.2	2570.7	5.174	5.210	3.37		Clay	100.0			7.95	0.95	n.a.	n.a.	0.89	0.692	n.a.	n.a.	n.a.	n.a.	0.00	0.00
29.360	8.120	0.353	3538.6	2580.1	4.923	5.558	3.40		Clay	100.0			7.67	0.95	n.a.	n.a.	0.89	0.692	n.a.	n.a.	n.a.	n.a.	0.00	0.00
29.530	8.140	0.348	3559.1	2590.1	4.911	5.473	3.40		Clay	100.0			7.69	0.95	n.a.	n.a.	0.89	0.692	n.a.	n.a.	n.a.	n.a.	0.00	0.00
29.690	7.940	0.327	3578.5	2599.4	4.732	5.308	3.41		Clay	100.0			7.50	0.95	n.a.	n.a.	0.88	0.693	n.a.	n.a.	n.a.	n.a.	0.00	0.00
29.860	7.740	0.285	3599.1	2609.4	4.553	4.793	3.39		Clay	100.0			7.32	0.95	n.a.	n.a.	0.88	0.693	n.a.	n.a.	n.a.	n.a.	0.00	0.00
30.020	7.170	0.246	3618.4	2618.8	4.094	4.587	3.42		Clay	100.0			6.78	0.95	n.a.	n.a.	0.88	0.693	n.a.	n.a.	n.a.	n.a.	0.00	0.00
30.180	6.770	0.162	3637.8	2628.1	3.768	3.268	3.37		Clay	100.0			6.40	0.94	n.a.	n.a.	0.88	0.693	n.a.	n.a.	n.a.	n.a.	0.00	0.00
30.350	6.670	0.179	3658.4	2638.1	3.670	3.689	3.41		Clay	100.0			6.30	0.94	n.a.	n.a.	0.88	0.693	n.a.	n.a.	n.a.	n.a.	0.00	0.00
30.510	6.480	0.216	3677.7	2647.5	3.506	4.663	3.48		Clay	100.0			6.12	0.94	n.a.	n.a.	0.88	0.693	n.a.	n.a.	n.a.	n.a.	0.00	0.00
30.680	7.850	0.254	3698.3	2657.4	4.516	4.236	3.37		Clay	100.0			7.42	0.94	n.a.	n.a.	0.88	0.693	n.a.	n.a.	n.a.	n.a.	0.00	0.00
30.840	10.350	0.282	3717.6	2666.8	6.368	3.319	3.18		Clay	100.0			9.78	0.94	n.a.	n.a.	0.88	0.694	n.a.	n.a.	n.a.	n.a.	0.00	0.00
31.000	10.090	0.306	3737.0	2676.2	6.144	3.726	3.22		Clay	100.0			9.54	0.94	n.a.	n.a.	0.88	0.694	n.a.	n.a.	n.a.	n.a.	0.00	0.00
31.170	9.340	0.283	3757.6	2686.2	5.555	3.788	3.27		Clay	100.0			8.83	0.94	n.a.	n.a.	0.88	0.694	n.a.	n.a.	n.a.	n.a.	0.00	0.00
31.330	9.010	0.271	3776.9	2695.5	5.284	3.801	3.28		Clay	100.0			8.52	0.94	n.a.	n.a.	0.88	0.694	n.a.	n.a.	n.a.	n.a.	0.00	0.00
31.500	9.420	0.241	3797.5	2705.5	5.560	3.198	3.22		Clay	100.0			8.90	0.94	n.a.	n.a.	0.87	0.694	n.a.	n.a.	n.a.	n.a.	0.00	0.00
31.660	9.410	0.243	3816.9	2714.9	5.526	3.242	3.23		Clay	100.0			8.89	0.94	n.a.	n.a.	0.87	0.694	n.a.	n.a.	n.a.	n.a.	0.00	0.00
31.820	10.280	0.204	3836.2	2724.3	6.139	2.440	3.13		Clay	100.0			9.72	0.94	n.a.	n.a.	0.87	0.694	n.a.	n.a.	n.a.	n.a.	0.00	0.00
31.990	9.720	0.233	3856.8	2734.2	5.699	2.992	3.20		Clay	100.0			9.19	0.93	n.a.	n.a.	0.87	0.694	n.a.	n.a.	n.a.	n.a.	0.00	0.00
32.150	8.950	0.289	3876.2	2743.6	5.111	4.122	3.32		Clay	100.0			8.46	0.93	n.a.	n.a.	0.87	0.694	n.a.	n.a.	n.a.	n.a.	0.00	0.00
32.320	9.710	0.326	3896.7	2753.6	5.638	4.200	3.28		Clay	100.0			9.18	0.93	n.a.	n.a.	0.87	0.694	n.a.	n.a.	n.a.	n.a.	0.00	0.00
32.480	10.560	0.311	3916.1	2762.9	6.227	3.614	3.21		Clay	100.0			9.98	0.93	n.a.	n.a.	0.87	0.694	n.a.	n.a.	n.a.	n.a.	0.00	0.00
32.640	10.780	0.307	3935.4	2772.3	6.357	3.485	3.20		Clay	100.0			10.19	0.93	n.a.	n.a.	0.87	0.694	n.a.	n.a.	n.a.	n.a.	0.00	0.00
32.810	10.450	0.337	3956.0	2782.3	6.090	3.975	3.24		Clay	100.0			9.88	0.93	n.a.	n.a.	0.87	0.694	n.a.	n.a.	n.a.	n.a.	0.00	0.00
32.970	10.860	0.351	3975.4	2791.6	6.356	3.956	3.23		Clay	100.0			10.26	0.93	n.a.	n.a.	0.87	0.694	n.a.	n.a.	n.a.	n.a.	0.00	0.00

CORNERSTONE EARTH GROUP

CPT No.	4

PGA (A_{max})	0.75

Total Settlement:	0.14	(Inches)

© 2014 Cornerstone Earth Group, Inc.

Depth (ft)	q_c (tsf)	f_s (tsf)	σ_{vc} (psf)	Insitu σ'_{vc} (psf)	Q	F (%)	I_c	Layer "Plastic" PI > 7	Flag Soil Type	Fines (%)	q_{cN} near interfaces (soft layer)	Thin Layer Factor (K_H)	Interpreted q_{cN}	C_N	q_{c1N}	q_{c1N-CS}	Stress Reduction Coeff, r_d	CSR	K_σ for Sand	$CRR_{M=7.5, \sigma'vc = 1 atm}$	CRR	Factor of Safety (CRR/CSR)	Vertical Strain ε_v	Settlement (Inches)
33.140	10.900	0.377	3995.9	2801.6	6.355	4.233	3.24		Clay	100.0			10.30	0.93	n.a.	n.a.	0.87	0.694	n.a.	n.a.	n.a.	n.a.	0.00	0.00
33.300	10.340	0.400	4015.3	2811.0	5.928	4.798	3.30		Clay	100.0			9.77	0.93	n.a.	n.a.	0.87	0.694	n.a.	n.a.	n.a.	n.a.	0.00	0.00
33.460	9.920	0.407	4034.7	2820.4	5.604	5.150	3.34		Clay	100.0			9.38	0.93	n.a.	n.a.	0.86	0.694	n.a.	n.a.	n.a.	n.a.	0.00	0.00
33.630	9.700	0.372	4055.2	2830.3	5.422	4.852	3.33		Clay	100.0			9.17	0.93	n.a.	n.a.	0.86	0.694	n.a.	n.a.	n.a.	n.a.	0.00	0.00
33.790	9.980	0.329	4074.6	2839.7	5.594	4.147	3.28		Clay	100.0			9.43	0.93	n.a.	n.a.	0.86	0.694	n.a.	n.a.	n.a.	n.a.	0.00	0.00
33.960	11.210	0.299	4095.2	2849.7	6.431	3.263	3.18		Clay	100.0			10.60	0.92	n.a.	n.a.	0.86	0.694	n.a.	n.a.	n.a.	n.a.	0.00	0.00
34.120	10.630	0.351	4114.5	2859.0	5.997	4.093	3.26		Clay	100.0			10.05	0.92	n.a.	n.a.	0.86	0.694	n.a.	n.a.	n.a.	n.a.	0.00	0.00
34.280	10.460	0.375	4133.9	2868.4	5.852	4.462	3.29		Clay	100.0			9.89	0.92	n.a.	n.a.	0.86	0.694	n.a.	n.a.	n.a.	n.a.	0.00	0.00
34.450	11.060	0.369	4154.5	2878.4	6.242	4.112	3.24		Clay	100.0			10.45	0.92	n.a.	n.a.	0.86	0.694	n.a.	n.a.	n.a.	n.a.	0.00	0.00
34.610	11.390	0.348	4173.8	2887.7	6.443	3.744	3.21		Clay	100.0			10.77	0.92	n.a.	n.a.	0.86	0.694	n.a.	n.a.	n.a.	n.a.	0.00	0.00
34.780	12.350	0.507	4194.4	2897.7	7.076	4.942	3.24		Clay	100.0			11.67	0.92	n.a.	n.a.	0.86	0.694	n.a.	n.a.	n.a.	n.a.	0.00	0.00
34.940	13.830	0.613	4213.7	2907.1	8.065	5.227	3.21		Clay	100.0			13.07	0.92	n.a.	n.a.	0.86	0.694	n.a.	n.a.	n.a.	n.a.	0.00	0.00
35.100	21.990	0.652	4233.1	2916.5	13.628	3.279	2.91		Clay	95.8			20.78	0.92	n.a.	n.a.	0.86	0.694	n.a.	n.a.	n.a.	n.a.	0.00	0.00
35.270	38.900	0.409	4253.7	2926.4	29.555	1.113	2.37		Sand	52.3	43.54	1.8	78.37	0.87	68.12	133.19	0.85	0.694	0.955	0.208	0.297	0.43	0.02	0.05
35.430	46.070	0.417	4273.0	2935.8	35.254	0.950	2.27		Sand	44.2		1.8	78.38	0.87	67.86	128.87	0.85	0.694	0.956	0.194	0.270	0.39	0.02	0.05
35.600	32.590	0.389	4293.6	2945.8	24.387	1.279	2.47		Sand	60.6	43.54	1.8	78.37	0.87	68.04	136.01	0.85	0.694	0.953	0.218	0.316	0.46	0.02	0.04
35.760	17.340	0.405	4313.0	2955.1	10.276	2.664	2.96		Clay	99.6			16.39	0.92	n.a.	n.a.	0.85	0.693	n.a.	n.a.	n.a.	n.a.	0.00	0.00
35.930	11.760	0.385	4333.5	2965.1	6.471	4.017	3.22		Clay	100.0			11.12	0.91	n.a.	n.a.	0.85	0.693	n.a.	n.a.	n.a.	n.a.	0.00	0.00
36.090	11.070	0.392	4352.9	2974.5	5.980	4.403	3.28		Clay	100.0			10.46	0.91	n.a.	n.a.	0.85	0.693	n.a.	n.a.	n.a.	n.a.	0.00	0.00
36.250	11.220	0.411	4372.3	2983.9	6.055	4.554	3.28		Clay	100.0			10.60	0.91	n.a.	n.a.	0.85	0.693	n.a.	n.a.	n.a.	n.a.	0.00	0.00
36.420	11.210	0.412	4392.8	2993.8	6.021	4.574	3.28		Clay	100.0			10.60	0.91	n.a.	n.a.	0.85	0.693	n.a.	n.a.	n.a.	n.a.	0.00	0.00
36.580	10.880	0.396	4412.2	3003.2	5.776	4.567	3.30		Clay	100.0			10.28	0.91	n.a.	n.a.	0.85	0.693	n.a.	n.a.	n.a.	n.a.	0.00	0.00
36.750	11.030	0.407	4432.8	3013.2	5.850	4.618	3.29		Clay	100.0			10.43	0.91	n.a.	n.a.	0.85	0.693	n.a.	n.a.	n.a.	n.a.	0.00	0.00
36.910	11.400	0.431	4452.1	3022.5	6.070	4.695	3.29		Clay	100.0			10.78	0.91	n.a.	n.a.	0.85	0.693	n.a.	n.a.	n.a.	n.a.	0.00	0.00
37.070	12.130	0.465	4471.5	3031.9	6.527	4.701	3.26		Clay	100.0			11.47	0.91	n.a.	n.a.	0.84	0.692	n.a.	n.a.	n.a.	n.a.	0.00	0.00
37.240	12.380	0.483	4492.0	3041.9	6.663	4.766	3.26		Clay	100.0			11.70	0.91	n.a.	n.a.	0.84	0.692	n.a.	n.a.	n.a.	n.a.	0.00	0.00
37.400	12.460	0.464	4511.4	3051.2	6.689	4.544	3.24		Clay	100.0			11.78	0.91	n.a.	n.a.	0.84	0.692	n.a.	n.a.	n.a.	n.a.	0.00	0.00
37.570	12.190	0.430	4532.0	3061.2	6.484	4.329	3.24		Clay	100.0			11.52	0.91	n.a.	n.a.	0.84	0.692	n.a.	n.a.	n.a.	n.a.	0.00	0.00
37.730	11.880	0.388	4551.3	3070.6	6.256	4.035	3.24		Clay	100.0			11.23	0.91	n.a.	n.a.	0.84	0.692	n.a.	n.a.	n.a.	n.a.	0.00	0.00
37.890	11.570	0.364	4570.7	3080.0	6.029	3.920	3.24		Clay	100.0			10.94	0.91	n.a.	n.a.	0.84	0.692	n.a.	n.a.	n.a.	n.a.	0.00	0.00
38.060	11.150	0.362	4591.3	3089.9	5.731	4.088	3.27		Clay	100.0			10.54	0.90	n.a.	n.a.	0.84	0.691	n.a.	n.a.	n.a.	n.a.	0.00	0.00
38.220	11.050	0.398	4610.6	3099.3	5.643	4.552	3.30		Clay	100.0			10.44	0.90	n.a.	n.a.	0.84	0.691	n.a.	n.a.	n.a.	n.a.	0.00	0.00
38.390	11.380	0.426	4631.2	3109.3	5.831	4.701	3.30		Clay	100.0			10.76	0.90	n.a.	n.a.	0.84	0.691	n.a.	n.a.	n.a.	n.a.	0.00	0.00
38.550	11.950	0.447	4650.6	3118.6	6.172	4.640	3.28		Clay	100.0			11.29	0.90	n.a.	n.a.	0.84	0.691	n.a.	n.a.	n.a.	n.a.	0.00	0.00
38.710	12.200	0.461	4669.9	3128.0	6.308	4.671	3.27		Clay	100.0			11.53	0.90	n.a.	n.a.	0.84	0.691	n.a.	n.a.	n.a.	n.a.	0.00	0.00
38.880	12.440	0.429	4690.5	3138.0	6.434	4.252	3.24		Clay	100.0			11.76	0.90	n.a.	n.a.	0.84	0.690	n.a.	n.a.	n.a.	n.a.	0.00	0.00
39.040	12.470	0.437	4709.8	3147.3	6.428	4.318	3.24		Clay	100.0			11.79	0.90	n.a.	n.a.	0.83	0.690	n.a.	n.a.	n.a.	n.a.	0.00	0.00
39.210	11.940	0.427	4730.4	3157.3	6.065	4.463	3.27		Clay	100.0			11.29	0.90	n.a.	n.a.	0.83	0.690	n.a.	n.a.	n.a.	n.a.	0.00	0.00
39.370	11.430	0.398	4749.8	3166.7	5.719	4.391	3.29		Clay	100.0			10.80	0.90	n.a.	n.a.	0.83	0.690	n.a.	n.a.	n.a.	n.a.	0.00	0.00
39.530	11.260	0.390	4769.1	3176.1	5.589	4.393	3.30		Clay	100.0			10.64	0.90	n.a.	n.a.	0.83	0.690	n.a.	n.a.	n.a.	n.a.	0.00	0.00
39.700	11.700	0.369	4789.7	3186.0	5.841	3.963	3.26		Clay	100.0			11.06	0.90	n.a.	n.a.	0.83	0.689	n.a.	n.a.	n.a.	n.a.	0.00	0.00
39.860	11.920	0.347	4809.1	3195.4	5.956	3.647	3.23		Clay	100.0			11.27	0.90	n.a.	n.a.	0.83	0.689	n.a.	n.a.	n.a.	n.a.	0.00	0.00
40.030	11.410	0.337	4829.6	3205.4	5.613	3.742	3.26		Clay	100.0			10.78	0.90	n.a.	n.a.	0.83	0.689	n.a.	n.a.	n.a.	n.a.	0.00	0.00
40.190	11.650	0.323	4849.0	3214.7	5.740	3.504	3.23		Clay	100.0			11.01	0.90	n.a.	n.a.	0.83	0.689	n.a.	n.a.	n.a.	n.a.	0.00	0.00
40.350	13.230	0.323	4868.4	3224.1	6.697	2.987	3.14		Clay	100.0			12.50	0.89	n.a.	n.a.	0.83	0.688	n.a.	n.a.	n.a.	n.a.	0.00	0.00
40.520	13.120	0.385	4888.9	3234.1	6.602	3.609	3.19		Clay	100.0			12.40	0.89	n.a.	n.a.	0.83	0.688	n.a.	n.a.	n.a.	n.a.	0.00	0.00
40.680	13.370	0.362	4908.3	3243.4	6.731	3.319	3.16		Clay	100.0			12.64	0.89	n.a.	n.a.	0.83	0.688	n.a.	n.a.	n.a.	n.a.	0.00	0.00
40.850	14.370	0.398	4928.9	3253.4	7.319	3.342	3.14		Clay	100.0			13.58	0.89	n.a.	n.a.	0.82	0.687	n.a.	n.a.	n.a.	n.a.	0.00	0.00
41.010	14.160	0.374	4948.2	3262.8	7.163	3.204	3.13		Clay	100.0			13.38	0.89	n.a.	n.a.	0.82	0.687	n.a.	n.a.	n.a.	n.a.	0.00	0.00
41.170	14.820	0.427	4967.6	3272.2	7.540	3.459	3.13		Clay	100.0			14.01	0.89	n.a.	n.a.	0.82	0.687	n.a.	n.a.	n.a.	n.a.	0.00	0.00
41.340	15.060	0.475	4988.1	3282.1	7.657	3.778	3.15		Clay	100.0			14.23	0.89	n.a.	n.a.	0.82	0.687	n.a.	n.a.	n.a.	n.a.	0.00	0.00
41.500	15.250	0.521	5007.5	3291.5	7.745	4.084	3.16		Clay	100.0			14.41	0.89	n.a.	n.a.	0.82	0.686	n.a.	n.a.	n.a.	n.a.	0.00	0.00
41.670	14.310	0.543	5028.1	3301.5	7.146	4.600	3.22		Clay	100.0			13.53	0.89	n.a.	n.a.	0.82	0.686	n.a.	n.a.	n.a.	n.a.	0.00	0.00
41.830	14.450	0.536	5047.4	3310.8	7.204	4.498	3.21		Clay	100.0			13.66	0.89	n.a.	n.a.	0.82	0.686	n.a.	n.a.	n.a.	n.a.	0.00	0.00
41.990	14.830	0.521	5066.8	3320.2	7.407	4.239	3.19		Clay	100.0			14.02	0.89	n.a.	n.a.	0.82	0.686	n.a.	n.a.	n.a.	n.a.	0.00	0.00
42.160	13.970	0.494	5087.4	3330.2	6.862	4.322	3.22		Clay	100.0			13.20	0.89	n.a.	n.a.	0.82	0.685	n.a.	n.a.	n.a.	n.a.	0.00	0.00
42.320	12.680	0.462	5106.7	3339.6	6.065	4.559	3.28		Clay	100.0			11.98	0.89	n.a.	n.a.	0.82	0.685	n.a.	n.a.	n.a.	n.a.	0.00	0.00
42.490	11.640	0.420	5127.3	3349.5	5.420	4.622	3.32		Clay	100.0			11.00	0.89	n.a.	n.a.	0.82	0.685	n.a.	n.a.	n.a.	n.a.	0.00	0.00
42.650	10.630	0.397	5146.7	3358.9	4.797	4.933	3.38		Clay	100.0			10.05	0.89	n.a.	n.a.	0.81	0.684	n.a.	n.a.	n.a.	n.a.	0.00	0.00
42.810	10.050	0.388	5166.0	3368.3	4.434	5.200	3.42		Clay	100.0			9.50	0.88	n.a.	n.a.	0.81	0.684	n.a.	n.a.	n.a.	n.a.	0.00	0.00
42.980	10.360	0.378	5186.6	3378.2	4.598	4.863	3.39		Clay	100.0			9.79	0.88	n.a.	n.a.	0.81	0.684	n.a.	n.a.	n.a.	n.a.	0.00	0.00
43.140	10.860	0.469	5205.9	3387.6	4.875	5.675	3.41		Clay	100.0			10.26	0.88	n.a.	n.a.	0.81	0.683	n.a.	n.a.	n.a.	n.a.	0.00	0.00
43.310	11.830	0.496	5226.5	3397.6	5.425	5.378	3.36		Clay	100.0			11.18	0.88	n.a.	n.a.	0.81	0.683	n.a.	n.a.	n.a.	n.a.	0.00	0.00
43.470	12.890	0.672	5245.9	3406.9	6.027	6.548	3.37		Clay	100.0			12.18	0.88	n.a.	n.a.	0.81	0.683	n.a.	n.a.	n.a.	n.a.	0.00	0.00
43.640	16.980	0.814	5266.4	3416.9	8.398	5.672	3.22		Clay	100.0			16.05	0.88	n.a.	n.a.	0.81	0.682	n.a.	n.a.	n.a.	n.a.	0.00	0.00
43.800	21.010	1.097	5285.8	3426.3	10.721	5.972	3.15		Clay	100.0			19.86	0.88	n.a.	n.a.	0.81	0.682	n.a.	n.a.	n.a.	n.a.	0.00	0.00
43.960	23.450	1.096	5305.2	3435.7	12.107	5.268	3.08		Clay	100.0			22.16	0.88	n.a.	n.a.	0.81	0.682	n.a.	n.a.	n.a.	n.a.	0.00	0.00

CORNERSTONE EARTH GROUP

CPT No. 4

PGA (A_{max}) 0.75

Total Settlement: 0.14 (Inches)

© 2014 Cornerstone Earth Group, Inc.

Depth (ft)	q_c (tsf)	f_s (tsf)	σ_{vc} (psf)	Insitu σ'_{vc} (psf)	Q	F (%)	I_c	Layer "Plastic" PI > 7	Flag Soil Type	Fines (%)	q_{cN} near interfaces (soft layer)	Thin Layer Factor (K_H)	Interpreted q_{cN}	C_N	q_{c1N}	q_{c1N-CS}	Stress Reduction Coeff, r_d	CSR	K_σ for Sand	$CRR_{M=7.5, \sigma'vc = 1 atm}$	CRR	Factor of Safety (CRR/CSR)	Vertical Strain ε_v	Settlement (Inches)
44.130	28.290	1.236	5325.7	3445.6	14.875	4.823	2.98		Clay	100.0			26.74	0.88	n.a.	n.a.	0.81	0.681	n.a.	n.a.	n.a.	n.a.	0.00	0.00
44.290	34.420	1.505	5345.1	3455.0	18.378	4.740	2.91		Clay	95.7			32.53	0.88	n.a.	n.a.	0.81	0.681	n.a.	n.a.	n.a.	n.a.	0.00	0.00
44.460	48.040	1.634	5365.7	3465.0	26.181	3.603	2.71		Clay	80.1			45.41	0.88	n.a.	n.a.	0.80	0.681	n.a.	n.a.	n.a.	n.a.	0.00	0.00
44.620	52.850	1.434	5385.0	3474.3	28.873	2.860	2.62		Clay	72.4			49.95	0.88	n.a.	n.a.	0.80	0.680	n.a.	n.a.	n.a.	n.a.	0.00	0.00
44.780	41.470	1.231	5404.4	3483.7	22.257	3.176	2.73		Clay	81.6			39.20	0.88	n.a.	n.a.	0.80	0.680	n.a.	n.a.	n.a.	n.a.	0.00	0.00
44.950	32.050	1.106	5425.0	3493.7	16.795	3.769	2.88		Clay	93.0			30.29	0.88	n.a.	n.a.	0.80	0.680	n.a.	n.a.	n.a.	n.a.	0.00	0.00
45.110	31.700	0.993	5444.3	3503.0	16.544	3.425	2.85		Clay	91.3			29.96	0.88	n.a.	n.a.	0.80	0.679	n.a.	n.a.	n.a.	n.a.	0.00	0.00
45.280	30.770	0.989	5464.9	3513.0	15.962	3.527	2.87		Clay	93.0			29.08	0.87	n.a.	n.a.	0.80	0.679	n.a.	n.a.	n.a.	n.a.	0.00	0.00
45.440	28.690	1.038	5484.2	3522.4	14.733	4.000	2.94		Clay	97.8			27.12	0.87	n.a.	n.a.	0.80	0.679	n.a.	n.a.	n.a.	n.a.	0.00	0.00
45.600	28.850	1.071	5503.6	3531.8	14.779	4.105	2.94		Clay	98.3			27.27	0.87	n.a.	n.a.	0.80	0.678	n.a.	n.a.	n.a.	n.a.	0.00	0.00
45.770	27.690	0.957	5524.2	3541.7	14.077	3.841	2.94		Clay	98.2			26.17	0.87	n.a.	n.a.	0.80	0.678	n.a.	n.a.	n.a.	n.a.	0.00	0.00
45.930	25.060	0.925	5543.5	3551.1	12.553	4.148	3.00		Clay	100.0			23.69	0.87	n.a.	n.a.	0.80	0.677	n.a.	n.a.	n.a.	n.a.	0.00	0.00
46.100	24.700	0.840	5564.1	3561.1	12.310	3.832	2.99		Clay	100.0			23.35	0.87	n.a.	n.a.	0.80	0.677	n.a.	n.a.	n.a.	n.a.	0.00	0.00
46.260	22.620	0.773	5583.5	3570.4	11.107	3.897	3.03		Clay	100.0			21.38	0.87	n.a.	n.a.	0.80	0.677	n.a.	n.a.	n.a.	n.a.	0.00	0.00
46.420	19.620	0.624	5602.8	3579.8	9.396	3.708	3.07		Clay	100.0			18.54	0.87	n.a.	n.a.	0.79	0.676	n.a.	n.a.	n.a.	n.a.	0.00	0.00
46.590	16.390	0.515	5623.4	3589.8	7.565	3.794	3.15		Clay	100.0			15.49	0.87	n.a.	n.a.	0.79	0.676	n.a.	n.a.	n.a.	n.a.	0.00	0.00
46.750	13.190	0.439	5642.8	3599.2	5.762	4.232	3.28		Clay	100.0			12.47	0.87	n.a.	n.a.	0.79	0.675	n.a.	n.a.	n.a.	n.a.	0.00	0.00
46.920	11.920	0.405	5663.3	3609.1	5.036	4.456	3.34		Clay	100.0			11.27	0.87	n.a.	n.a.	0.79	0.675	n.a.	n.a.	n.a.	n.a.	0.00	0.00
47.080	12.240	0.404	5682.7	3618.5	5.195	4.302	3.32		Clay	100.0			11.57	0.87	n.a.	n.a.	0.79	0.675	n.a.	n.a.	n.a.	n.a.	0.00	0.00
47.240	12.480	0.361	5702.0	3627.9	5.308	3.750	3.28		Clay	100.0			11.80	0.87	n.a.	n.a.	0.79	0.674	n.a.	n.a.	n.a.	n.a.	0.00	0.00
47.410	11.900	0.349	5722.6	3637.8	4.969	3.864	3.31		Clay	100.0			11.25	0.87	n.a.	n.a.	0.79	0.674	n.a.	n.a.	n.a.	n.a.	0.00	0.00
47.570	10.950	0.330	5742.0	3647.2	4.430	4.083	3.37		Clay	100.0			10.35	0.87	n.a.	n.a.	0.79	0.674	n.a.	n.a.	n.a.	n.a.	0.00	0.00
47.740	11.470	0.333	5762.5	3657.2	4.697	3.880	3.33		Clay	100.0			10.84	0.87	n.a.	n.a.	0.79	0.673	n.a.	n.a.	n.a.	n.a.	0.00	0.00
47.900	12.430	0.324	5781.9	3666.5	5.203	3.391	3.26		Clay	100.0			11.75	0.86	n.a.	n.a.	0.79	0.673	n.a.	n.a.	n.a.	n.a.	0.00	0.00
48.060	13.320	0.385	5801.3	3675.9	5.669	3.691	3.25		Clay	100.0			12.59	0.86	n.a.	n.a.	0.79	0.672	n.a.	n.a.	n.a.	n.a.	0.00	0.00
48.230	13.620	0.590	5821.8	3685.9	5.811	5.506	3.34		Clay	100.0			12.87	0.86	n.a.	n.a.	0.78	0.672	n.a.	n.a.	n.a.	n.a.	0.00	0.00
48.390	17.350	0.721	5841.2	3695.3	7.810	4.995	3.21		Clay	100.0			16.40	0.86	n.a.	n.a.	0.78	0.671	n.a.	n.a.	n.a.	n.a.	0.00	0.00
48.560	26.860	0.651	5861.8	3705.2	12.916	2.720	2.88		Clay	93.5			25.39	0.86	n.a.	n.a.	0.78	0.671	n.a.	n.a.	n.a.	n.a.	0.00	0.00
48.720	31.960	0.651	5881.1	3714.6	15.625	2.242	2.77		Clay	84.2			30.21	0.86	n.a.	n.a.	0.78	0.671	n.a.	n.a.	n.a.	n.a.	0.00	0.00
48.880	27.230	0.610	5900.5	3724.0	13.040	2.513	2.86		Clay	91.7			25.74	0.86	n.a.	n.a.	0.78	0.670	n.a.	n.a.	n.a.	n.a.	0.00	0.00
49.050	21.350	0.565	5921.1	3733.9	9.850	3.072	3.01		Clay	100.0			20.18	0.86	n.a.	n.a.	0.78	0.670	n.a.	n.a.	n.a.	n.a.	0.00	0.00
49.210	18.460	0.619	5940.4	3743.3	8.276	3.994	3.14		Clay	100.0			17.45	0.86	n.a.	n.a.	0.78	0.669	n.a.	n.a.	n.a.	n.a.	0.00	0.00
49.380	20.440	0.731	5961.0	3753.3	9.304	4.189	3.11		Clay	100.0			19.32	0.86	n.a.	n.a.	0.78	0.669	n.a.	n.a.	n.a.	n.a.	0.00	0.00
49.540	22.220	0.729	5980.3	3762.6	10.221	3.793	3.05		Clay	100.0			21.00	0.86	n.a.	n.a.	0.78	0.669	n.a.	n.a.	n.a.	n.a.	0.00	0.00
49.700	31.470	0.732	5999.7	3772.0	15.095	2.569	2.81		Clay	87.9			29.74	0.86	n.a.	n.a.	0.78	0.668	n.a.	n.a.	n.a.	n.a.	0.00	0.00
49.870	26.600	0.693	6020.3	3782.0	12.475	2.938	2.91		Clay	96.0			25.14	0.86	n.a.	n.a.	0.78	0.668	n.a.	n.a.	n.a.	n.a.	0.00	0.00
50.030	23.920	0.606	6039.6	3791.4	11.025	2.899	2.95		Clay	99.3			22.61	0.86	n.a.	n.a.	0.77	0.667	n.a.	n.a.	n.a.	n.a.	0.00	0.00
50.200	22.140	0.624	6060.2	3801.3	10.054	3.267	3.02		Clay	100.0			20.93	0.86	n.a.	n.a.	0.77	0.667	n.a.	n.a.	n.a.	n.a.	0.00	0.00

CORNERSTONE EARTH GROUP

CPT No.	5

PGA (A_{max})	0.75

Total Settlement:	1.87	(Inches)

© 2014 Cornerstone Earth Group, Inc.

Depth (ft)	q_c (tsf)	f_s (tsf)	σ_{vc} (psf)	Insitu σ'_{vc} (psf)	Q	F (%)	I_c	Layer "Plastic" PI > 7	Flag Soil Type	Fines (%)	q_{cN} near interfaces (soft layer)	Thin Layer Factor (K_H)	Interpreted q_{cN}	C_N	q_{c1N}	q_{c1N-CS}	Stress Reduction Coeff, r_d	CSR	K_σ for Sand	$CRR_{M=7.5, \sigma'vc = 1 atm}$	CRR	Factor of Safety (CRR/CSR)	Vertical Strain ε_v	Settlement (Inches)
0.160	276.410	1.441	19.2	19.2	2742.586	0.521	0.94		Unsaturated	0.0			261.26	1.70	444.14	444.14	1.00	0.488	1.100	n.a.	n.a.	n.a.	0.00	0.00
0.330	430.070	4.389	39.6	39.6	2971.281	1.020	1.23		Unsaturated	0.0			406.49	1.70	691.04	691.04	1.00	0.488	1.100	n.a.	n.a.	n.a.	0.00	0.00
0.490	746.810	6.728	58.8	58.8	4234.250	0.901	1.19		Unsaturated	0.0			705.87	1.70	1199.98	1199.98	1.00	0.488	1.100	n.a.	n.a.	n.a.	0.00	0.00
0.660	808.630	7.882	79.2	79.2	3950.373	0.975	1.22		Unsaturated	0.0			764.30	1.70	1299.31	1299.31	1.00	0.488	1.100	n.a.	n.a.	n.a.	0.00	0.00
0.820	725.230	9.064	98.4	98.4	3178.490	1.250	1.32		Unsaturated	0.0			685.47	1.70	1165.30	1165.30	1.00	0.488	1.100	n.a.	n.a.	n.a.	0.00	0.00
0.980	592.240	8.624	117.6	117.6	2374.232	1.456	1.39		Unsaturated	0.0			559.77	1.70	951.61	951.61	1.00	0.488	1.100	n.a.	n.a.	n.a.	0.00	0.00
1.150	457.320	7.330	138.0	138.0	1692.339	1.603	1.45		Unsaturated	0.0			432.25	1.70	734.82	734.82	1.00	0.488	1.100	n.a.	n.a.	n.a.	0.00	0.00
1.310	490.050	7.164	157.2	157.2	1699.091	1.462	1.41		Unsaturated	0.0			463.19	1.70	787.41	787.41	1.00	0.488	1.100	n.a.	n.a.	n.a.	0.00	0.00
1.480	653.450	5.613	177.6	177.6	2131.592	0.859	1.16		Unsaturated	0.0			617.63	1.70	1049.97	1049.97	1.00	0.488	1.100	n.a.	n.a.	n.a.	0.00	0.00
1.640	625.700	2.318	196.8	196.8	1938.909	0.370	0.81		Unsaturated	0.0			591.40	1.70	1005.38	1005.38	1.00	0.488	1.100	n.a.	n.a.	n.a.	0.00	0.00
1.800	490.540	1.691	216.0	216.0	1450.855	0.345	0.82		Unsaturated	0.0			463.65	1.70	788.20	788.20	1.00	0.488	1.100	n.a.	n.a.	n.a.	0.00	0.00
1.970	365.840	1.818	236.4	236.4	1034.187	0.497	1.02		Unsaturated	0.0			345.78	1.70	587.83	587.83	1.00	0.488	1.100	n.a.	n.a.	n.a.	0.00	0.00
2.130	255.000	2.147	255.6	255.6	693.129	0.843	1.31		Unsaturated	0.0			241.02	1.70	409.74	409.74	1.00	0.488	1.100	n.a.	n.a.	n.a.	0.00	0.00
2.300	150.240	2.298	276.0	276.0	392.830	1.531	1.66		Unsaturated	0.0			142.00	1.70	241.41	241.41	1.00	0.488	1.100	n.a.	n.a.	n.a.	0.00	0.00
2.460	85.990	2.338	295.2	295.2	217.228	2.724	2.01		Unsaturated	23.5			81.28	1.70	138.17	189.12	1.00	0.488	1.100	n.a.	n.a.	n.a.	0.00	0.00
2.620	56.670	2.174	314.4	314.4	138.573	3.847	2.24		Unsaturated	42.3			53.56	1.70	91.06	156.64	1.00	0.487	1.100	n.a.	n.a.	n.a.	0.00	0.00
2.790	41.900	1.812	334.8	334.8	99.164	4.342	2.37		Unsaturated	52.7			39.60	1.70	67.33	132.32	1.00	0.487	1.100	n.a.	n.a.	n.a.	0.00	0.00
2.950	34.980	1.513	354.0	354.0	80.424	4.348	2.43		Unsaturated	57.3			33.06	1.70	56.21	119.85	1.00	0.487	1.100	n.a.	n.a.	n.a.	0.00	0.00
3.120	34.070	1.413	374.4	374.4	76.135	4.170	2.43		Unsaturated	57.5			32.20	1.70	54.74	118.03	1.00	0.487	1.100	n.a.	n.a.	n.a.	0.00	0.00
3.280	31.920	1.236	393.6	393.6	69.522	3.897	2.43		Unsaturated	57.8			30.17	1.70	51.29	113.72	1.00	0.486	1.100	n.a.	n.a.	n.a.	0.00	0.00
3.440	33.020	1.251	412.8	412.8	70.219	3.811	2.42		Unsaturated	57.0			31.21	1.70	53.06	115.72	1.00	0.486	1.100	n.a.	n.a.	n.a.	0.00	0.00
3.610	33.220	1.265	433.2	433.2	68.942	3.834	2.43		Unsaturated	57.6			31.40	1.70	53.38	116.31	1.00	0.486	1.100	n.a.	n.a.	n.a.	0.00	0.00
3.770	33.880	1.256	452.4	452.4	68.793	3.733	2.42		Unsaturated	56.9			32.02	1.70	54.44	117.46	1.00	0.486	1.100	n.a.	n.a.	n.a.	0.00	0.00
3.940	31.960	1.150	472.8	472.8	63.433	3.624	2.44		Unsaturated	58.1			30.21	1.70	51.35	113.89	1.00	0.485	1.100	n.a.	n.a.	n.a.	0.00	0.00
4.100	33.440	1.131	492.0	492.0	65.065	3.406	2.41		Unsaturated	55.9			31.61	1.70	53.73	116.22	1.00	0.485	1.100	n.a.	n.a.	n.a.	0.00	0.00
4.270	41.160	0.886	512.4	512.4	78.565	2.165	2.21		Unsaturated	40.1			38.90	1.70	66.14	124.07	0.99	0.485	1.100	n.a.	n.a.	n.a.	0.00	0.00
4.430	37.690	1.461	531.6	531.6	70.572	3.903	2.43		Unsaturated	57.5			35.62	1.70	60.56	125.46	0.99	0.485	1.100	n.a.	n.a.	n.a.	0.00	0.00
4.590	33.560	1.318	550.8	550.8	61.662	3.959	2.48		Unsaturated	61.0			31.72	1.70	53.92	118.05	0.99	0.484	1.100	n.a.	n.a.	n.a.	0.00	0.00
4.760	61.110	1.583	571.2	571.2	110.651	2.602	2.17		Unsaturated	36.6			57.76	1.67	96.22	158.41	0.99	0.484	1.100	n.a.	n.a.	n.a.	0.00	0.00
4.920	30.950	0.806	590.4	590.4	54.853	2.630	2.38		Unsaturated	53.7			29.25	1.70	49.73	110.37	0.99	0.484	1.100	n.a.	n.a.	n.a.	0.00	0.00
5.090	46.900	1.111	610.8	610.8	81.971	2.384	2.23		Unsaturated	41.4			44.33	1.70	75.30	136.39	0.99	0.484	1.100	n.a.	n.a.	n.a.	0.00	0.00
5.250	47.030	0.943	630.0	630.0	80.920	2.019	2.18		Unsaturated	37.6			44.45	1.69	75.03	133.23	0.99	0.483	1.100	n.a.	n.a.	n.a.	0.00	0.00
5.410	53.870	1.096	649.2	649.2	91.370	2.047	2.15		Unsaturated	35.0			50.92	1.64	83.44	141.20	0.99	0.483	1.100	n.a.	n.a.	n.a.	0.00	0.00
5.580	37.360	1.164	669.6	669.6	62.210	3.144	2.40		Unsaturated	55.0			35.31	1.68	59.33	123.03	0.99	0.483	1.100	n.a.	n.a.	n.a.	0.00	0.00
5.740	55.970	1.036	688.8	688.8	92.151	1.863	2.12		Unsaturated	32.5			52.90	1.60	84.75	140.16	0.99	0.483	1.100	n.a.	n.a.	n.a.	0.00	0.00
5.910	32.660	1.377	709.2	709.2	52.743	4.262	2.54		Unsaturated	66.6			30.87	1.66	51.29	116.09	0.99	0.482	1.100	n.a.	n.a.	n.a.	0.00	0.00
6.070	68.570	1.562	728.4	728.4	109.877	2.290	2.13		Unsaturated	33.4			64.81	1.52	98.32	157.74	0.99	0.482	1.100	n.a.	n.a.	n.a.	0.00	0.00
6.230	42.440	1.215	747.6	747.6	66.891	2.888	2.35		Unsaturated	51.1			40.11	1.59	63.63	126.98	0.99	0.482	1.100	n.a.	n.a.	n.a.	0.00	0.00
6.400	17.180	1.066	768.0	768.0	43.740	6.349	2.73		Unsaturated	81.2			16.24	1.70	27.60	88.05	0.99	0.482	1.098	n.a.	n.a.	n.a.	0.00	0.00
6.560	28.420	1.075	787.2	787.2	43.431	3.836	2.57		Unsaturated	68.7			26.86	1.61	43.37	106.35	0.99	0.481	1.100	n.a.	n.a.	n.a.	0.00	0.00
6.730	32.950	1.233	807.6	807.6	49.794	3.787	2.53		Unsaturated	65.0			31.14	1.57	49.02	112.81	0.99	0.481	1.100	n.a.	n.a.	n.a.	0.00	0.00
6.890	32.980	1.492	826.8	826.8	49.243	4.582	2.59		Unsaturated	70.1			31.17	1.56	48.49	113.24	0.99	0.481	1.100	n.a.	n.a.	n.a.	0.00	0.00
7.050	45.400	1.336	846.0	846.0	67.232	2.970	2.36		Unsaturated	51.7			42.91	1.50	64.32	128.09	0.99	0.480	1.100	n.a.	n.a.	n.a.	0.00	0.00
7.220	33.300	1.084	866.4	866.4	48.548	3.298	2.49		Unsaturated	62.3			31.47	1.53	48.10	110.91	0.99	0.480	1.100	n.a.	n.a.	n.a.	0.00	0.00
7.380	17.130	0.681	885.6	885.6	37.686	4.079	2.63		Unsaturated	73.7			16.19	1.59	25.79	84.57	0.98	0.480	1.082	n.a.	n.a.	n.a.	0.00	0.00
7.550	15.860	0.631	906.0	906.0	34.011	4.098	2.67		Unsaturated	76.4			14.99	1.58	23.71	82.30	0.98	0.480	1.079	n.a.	n.a.	n.a.	0.00	0.00
7.710	12.140	0.697	925.2	925.2	25.243	5.967	2.87		Unsaturated	92.9			11.47	1.58	18.15	77.07	0.98	0.479	1.073	n.a.	n.a.	n.a.	0.00	0.00
7.870	19.970	0.928	944.4	944.4	41.291	4.758	2.65		Unsaturated	75.2			18.88	1.53	28.81	88.73	0.98	0.479	1.079	n.a.	n.a.	n.a.	0.00	0.00
8.040	39.370	1.442	964.8	964.8	54.433	3.707	2.49		Sand	62.3			37.21	1.44	53.45	117.80	0.98	0.480	1.096	0.167	0.250	0.52	0.03	0.05
8.200	35.590	1.468	984.0	984.0	48.647	4.181	2.56		Sand	68.0			33.64	1.43	48.27	112.53	0.98	0.485	1.090	0.156	0.227	0.47	0.03	0.06
8.370	75.040	1.339	1004.4	1004.4	102.258	1.797	2.08		Sand	29.0			70.93	1.35	95.88	149.24	0.98	0.489	1.100	0.284	0.518	1.06	0.01	0.02
8.530	28.060	0.988	1023.6	1023.6	37.437	3.586	2.60		Sand	70.8	70.93		70.93	1.31	92.85	170.71	0.98	0.494	1.100	0.516	1.102	2.23	0.00	0.00
8.690	13.990	0.549	1042.8	1042.8	25.832	4.079	2.75		Clay	83.3			13.22	1.21	n.a.	n.a.	0.98	0.498	n.a.	n.a.	n.a.	n.a.	0.00	0.00
8.860	8.870	0.449	1063.2	1063.2	15.685	5.384	3.00		Clay	100.0			8.38	1.20	n.a.	n.a.	0.98	0.503	n.a.	n.a.	n.a.	n.a.	0.00	0.00
9.020	7.520	0.490	1082.4	1082.4	12.895	7.020	3.14		Clay	100.0			7.11	1.19	n.a.	n.a.	0.98	0.507	n.a.	n.a.	n.a.	n.a.	0.00	0.00
9.190	5.680	0.506	1102.8	1102.8	9.301	9.858	3.34		Clay	100.0			5.37	1.19	n.a.	n.a.	0.98	0.511	n.a.	n.a.	n.a.	n.a.	0.00	0.00
9.350	15.450	0.540	1122.0	1122.0	26.540	3.628	2.71		Clay	79.9			14.60	1.18	n.a.	n.a.	0.98	0.515	n.a.	n.a.	n.a.	n.a.	0.00	0.00
9.510	11.090	0.578	1141.2	1141.2	18.436	5.495	2.95		Clay	99.0			10.48	1.18	n.a.	n.a.	0.98	0.519	n.a.	n.a.	n.a.	n.a.	0.00	0.00
9.680	10.760	0.552	1161.6	1161.6	17.526	5.420	2.96		Clay	100.0			10.17	1.17	n.a.	n.a.	0.98	0.523	n.a.	n.a.	n.a.	n.a.	0.00	0.00
9.840	9.300	0.558	1180.8	1180.8	14.752	6.402	3.07		Clay	100.0			8.79	1.17	n.a.	n.a.	0.98	0.527	n.a.	n.a.	n.a.	n.a.	0.00	0.00
10.010	8.940	0.540	1201.2	1201.2	13.885	6.478	3.09		Clay	100.0			8.45	1.16	n.a.	n.a.	0.97	0.531	n.a.	n.a.	n.a.	n.a.	0.00	0.00
10.170	9.110	0.550	1220.4	1220.4	13.930	6.468	3.09		Clay	100.0			8.61	1.16	n.a.	n.a.	0.97	0.534	n.a.	n.a.	n.a.	n.a.	0.00	0.00
10.330	9.260	0.529	1239.6	1239.6	13.940	6.119	3.07		Clay	100.0			8.75	1.15	n.a.	n.a.	0.97	0.538	n.a.	n.a.	n.a.	n.a.	0.00	0.00
10.500	8.810	0.522	1260.0	1260.0	12.984	6.386	3.11		Clay	100.0			8.33	1.15	n.a.	n.a.	0.97	0.541	n.a.	n.a.	n.a.	n.a.	0.00	0.00
10.660	7.620	0.519	1279.2	1279.2	10.914	7.438	3.21		Clay	100.0			7.20	1.14	n.a.	n.a.	0.97	0.545	n.a.	n.a.	n.a.	n.a.	0.00	0.00
10.830	8.840	0.527	1299.6	1299.6	12.604	6.431	3.12		Clay	100.0			8.36	1.14	n.a.	n.a.	0.97	0.548	n.a.	n.a.	n.a.	n.a.	0.00	0.00
10.990	8.290	0.530	1318.8	1318.8	11.572	6.950	3.17		Clay	100.0			7.84	1.13	n.a.	n.a.	0.97	0.551	n.a.	n.a.	n.a.	n.a.	0.00	0.00

CORNERSTONE EARTH GROUP

CPT No. 5

PGA (A_{max}) 0.75

Total Settlement: 1.87 (Inches)

© 2014 Cornerstone Earth Group, Inc.

Depth (ft)	q_c (tsf)	f_s (tsf)	σ_{vc} (psf)	Insitu σ'_{vc} (psf)	Q	F (%)	I_c	Layer "Plastic" PI > 7	Flag Soil Type	Fines (%)	q_{cN} near interfaces (soft layer)	Thin Layer Factor (K_H)	Interpreted q_{cN}	C_N	q_{c1N}	q_{c1N-CS}	Stress Reduction Coeff, r_d	CSR	K_σ for Sand	$CRR_{M=7.5, \sigma'vc = 1 atm}$	CRR	Factor of Safety (CRR/CSR)	Vertical Strain ε_v	Settlement (Inches)
11.150	7.270	0.528	1338.0	1338.0	9.867	7.991	3.26		Clay	100.0			6.87	1.13	n.a.	n.a.	0.97	0.554	n.a.	n.a.	n.a.	n.a.	0.00	0.00
11.320	6.660	0.381	1358.4	1358.4	8.806	6.374	3.24		Clay	100.0			6.29	1.12	n.a.	n.a.	0.97	0.558	n.a.	n.a.	n.a.	n.a.	0.00	0.00
11.480	6.600	0.859	1377.6	1377.6	8.582	14.527	3.48		Clay	100.0			6.24	1.12	n.a.	n.a.	0.97	0.561	n.a.	n.a.	n.a.	n.a.	0.00	0.00
11.650	11.860	0.537	1398.0	1398.0	15.967	4.811	2.96		Clay	99.7			11.21	1.12	n.a.	n.a.	0.97	0.564	n.a.	n.a.	n.a.	n.a.	0.00	0.00
11.810	19.640	0.255	1417.2	1417.2	21.864	1.345	2.52	plastic	Clay	64.7			18.56	1.11	n.a.	n.a.	0.97	0.567	n.a.	n.a.	n.a.	n.a.	0.00	0.00
12.140	4.260	0.062	1456.9	1448.2	4.877	1.767	3.15		Clay	100.0			4.03	1.11	n.a.	n.a.	0.97	0.572	n.a.	n.a.	n.a.	n.a.	0.00	0.00
12.300	11.170	0.062	1476.3	1457.6	11.880	0.594	2.59	plastic	Clay	70.5			10.56	1.10	n.a.	n.a.	0.97	0.575	n.a.	n.a.	n.a.	n.a.	0.00	0.00
12.470	15.560	0.106	1496.9	1467.5	16.810	0.712	2.49	plastic	Clay	62.0			14.71	1.10	n.a.	n.a.	0.97	0.578	n.a.	n.a.	n.a.	n.a.	0.00	0.00
12.630	15.770	0.291	1516.2	1476.9	20.329	1.940	2.64		Clay	73.9			14.91	1.10	n.a.	n.a.	0.96	0.581	n.a.	n.a.	n.a.	n.a.	0.00	0.00
12.800	18.210	0.125	1536.8	1486.9	19.666	0.717	2.43		Sand	57.2	26.95		26.95	1.20	32.41	89.42	0.96	0.583	1.035	0.125	0.157	0.27	0.04	0.07
12.960	28.510	0.189	1556.2	1496.3	31.171	0.682	2.24		Sand	42.2			26.95	1.20	32.46	83.47	0.96	0.586	1.032	0.119	0.146	0.25	0.04	0.07
13.120	26.430	0.159	1575.5	1505.6	28.732	0.619	2.25		Sand	43.1			24.98	1.20	30.06	80.97	0.96	0.588	1.031	0.117	0.142	0.24	0.04	0.08
13.290	25.600	0.263	1596.1	1515.6	27.699	1.059	2.38		Sand	53.3			24.20	1.20	28.94	83.80	0.96	0.591	1.031	0.119	0.147	0.25	0.04	0.07
13.450	23.800	0.297	1615.5	1525.0	25.599	1.291	2.45		Sand	59.3			22.50	1.19	26.84	82.90	0.96	0.593	1.030	0.118	0.145	0.24	0.04	0.08
13.620	27.460	0.258	1636.0	1534.9	29.566	0.969	2.33		Sand	49.8			25.95	1.19	30.81	84.89	0.96	0.596	1.030	0.120	0.148	0.25	0.04	0.07
13.780	23.000	0.257	1655.4	1544.3	24.531	1.158	2.44		Sand	58.6			21.74	1.19	25.79	81.36	0.96	0.598	1.029	0.117	0.142	0.24	0.04	0.08
13.940	40.650	0.166	1674.7	1553.7	43.915	0.417	2.01		Sand	23.9			38.42	1.18	45.41	81.92	0.96	0.600	1.029	0.118	0.143	0.24	0.04	0.08
14.110	28.970	0.230	1695.3	1563.6	30.921	0.816	2.28		Sand	45.4			27.38	1.18	32.18	84.77	0.96	0.602	1.029	0.120	0.148	0.25	0.04	0.07
14.270	45.800	0.242	1714.7	1573.0	49.268	0.539	2.02		Sand	24.3			43.29	1.17	50.58	88.54	0.96	0.605	1.029	0.124	0.154	0.26	0.04	0.07
14.440	46.370	0.373	1735.2	1583.0	49.724	0.821	2.11		Sand	31.4			43.83	1.16	50.72	97.78	0.96	0.607	1.030	0.134	0.173	0.29	0.03	0.06
14.600	55.080	0.260	1754.6	1592.4	59.057	0.479	1.92		Sand	16.8			52.06	1.16	60.59	84.97	0.96	0.609	1.027	0.120	0.148	0.24	0.04	0.07
14.760	61.810	0.148	1774.0	1601.7	66.185	0.243	1.76		Sand	3.6			58.42	1.17	68.62	68.62	0.96	0.611	1.023	0.106	0.124	0.20	0.05	0.09
14.930	45.540	0.236	1794.5	1611.7	48.348	0.528	2.02		Sand	24.5			43.04	1.15	49.68	87.85	0.96	0.613	1.026	0.123	0.153	0.25	0.04	0.07
15.090	74.440	0.289	1813.9	1621.1	79.406	0.393	1.77		Sand	4.5			70.36	1.16	81.30	81.36	0.95	0.615	1.024	0.117	0.142	0.23	0.04	0.08
15.260	48.610	0.319	1834.5	1631.0	51.344	0.669	2.05		Sand	26.7			45.95	1.14	52.48	94.36	0.95	0.617	1.026	0.130	0.165	0.27	0.03	0.07
15.420	43.970	0.465	1853.8	1640.4	46.206	1.080	2.20		Sand	38.8			41.56	1.14	47.19	99.71	0.95	0.619	1.027	0.137	0.177	0.29	0.03	0.06
15.580	41.790	1.292	1873.2	1649.8	43.731	3.163	2.51		Sand	63.9			39.50	1.13	44.55	106.77	0.95	0.621	1.028	0.147	0.196	0.32	0.03	0.06
15.750	67.060	2.002	1893.8	1659.8	70.557	3.029	2.35		Sand	51.0			63.38	1.11	70.33	135.42	0.95	0.623	1.034	0.216	0.338	0.54	0.02	0.04
15.910	89.020	2.057	1913.1	1669.1	93.718	2.336	2.18		Sand	37.7			84.14	1.10	92.42	154.72	0.95	0.624	1.040	0.323	0.579	0.93	0.01	0.02
16.080	41.080	1.482	1933.7	1679.1	42.562	3.695	2.57		Sand	68.3	84.14		84.14	1.09	91.74	168.65	0.95	0.626	1.044	0.482	0.961	1.54	0.00	0.00
16.240	26.070	0.581	1953.0	1688.5	26.551	2.317	2.59		Sand	70.0	84.14		84.14	1.09	91.54	168.84	0.95	0.628	1.043	0.485	0.968	1.54	0.00	0.00
16.730	3.620	0.376	2012.3	1717.2	3.044	14.377	3.82		Clay	100.0			3.42	1.06	n.a.	n.a.	0.95	0.633	n.a.	n.a.	n.a.	n.a.	0.00	0.00
16.900	20.180	0.381	2032.9	1727.1	22.191	1.987	2.61	plastic	Clay	71.8			19.07	1.06	n.a.	n.a.	0.95	0.634	n.a.	n.a.	n.a.	n.a.	0.00	0.00
17.060	6.210	0.344	2052.3	1736.5	5.970	6.636	3.38		Clay	100.0			5.87	1.05	n.a.	n.a.	0.95	0.636	n.a.	n.a.	n.a.	n.a.	0.00	0.00
17.220	5.600	0.205	2071.6	1745.9	5.228	4.494	3.33		Clay	100.0			5.29	1.05	n.a.	n.a.	0.95	0.637	n.a.	n.a.	n.a.	n.a.	0.00	0.00
17.390	1.510	0.203	2092.2	1755.9	0.528	43.673	4.71		Clay	100.0			1.43	1.05	n.a.	n.a.	0.94	0.639	n.a.	n.a.	n.a.	n.a.	0.00	0.00
17.550	20.910	0.273	2111.6	1765.2	20.546	1.375	2.55	plastic	Clay	66.9			19.76	1.05	n.a.	n.a.	0.94	0.640	n.a.	n.a.	n.a.	n.a.	0.00	0.00
17.720	35.540	0.337	2132.1	1775.2	35.575	0.979	2.27	plastic	Clay	44.5			33.59	1.05	n.a.	n.a.	0.94	0.642	n.a.	n.a.	n.a.	n.a.	0.00	0.00
17.880	60.690	0.396	2151.5	1784.6	61.356	0.664	1.98		Sand	21.3	85.41	1.8	153.74	1.06	162.20	211.41	0.94	0.643	1.051	3.829	8.855	13.76	0.00	0.00
18.040	90.360	0.477	2170.8	1793.9	91.642	0.535	1.78		Sand	5.5		1.8	153.73	1.06	163.71	164.11	0.94	0.645	1.030	0.418	0.795	1.23	0.01	0.01
18.210	8.440	0.306	2191.4	1803.9	8.143	4.168	3.15		Clay	100.0			7.98	1.04	n.a.	n.a.	0.94	0.646	n.a.	n.a.	n.a.	n.a.	0.00	0.00
18.370	4.280	0.342	2210.8	1813.3	3.502	10.786	3.69		Clay	100.0			4.05	1.04	n.a.	n.a.	0.94	0.647	n.a.	n.a.	n.a.	n.a.	0.00	0.00
18.540	19.800	0.439	2231.3	1823.2	20.496	2.352	2.68		Clay	77.5			18.71	1.04	n.a.	n.a.	0.94	0.649	n.a.	n.a.	n.a.	n.a.	0.00	0.00
18.700	21.210	0.654	2250.7	1832.6	21.919	3.255	2.74		Clay	82.6			20.05	1.04	n.a.	n.a.	0.94	0.650	n.a.	n.a.	n.a.	n.a.	0.00	0.00
18.860	11.540	0.674	2270.1	1842.0	11.297	6.476	3.16		Clay	100.0			10.91	1.04	n.a.	n.a.	0.94	0.651	n.a.	n.a.	n.a.	n.a.	0.00	0.00
19.030	15.110	0.567	2290.6	1852.0	15.081	4.059	2.93		Clay	97.5			14.28	1.04	n.a.	n.a.	0.94	0.652	n.a.	n.a.	n.a.	n.a.	0.00	0.00
19.190	8.980	0.455	2310.0	1861.3	8.408	5.813	3.23		Clay	100.0			8.49	1.03	n.a.	n.a.	0.94	0.654	n.a.	n.a.	n.a.	n.a.	0.00	0.00
19.360	7.760	0.409	2330.6	1871.3	7.048	6.199	3.31		Clay	100.0			7.33	1.03	n.a.	n.a.	0.94	0.655	n.a.	n.a.	n.a.	n.a.	0.00	0.00
19.520	7.490	0.288	2349.9	1880.7	6.716	4.567	3.24		Clay	100.0			7.08	1.03	n.a.	n.a.	0.93	0.656	n.a.	n.a.	n.a.	n.a.	0.00	0.00
19.690	7.200	0.402	2370.5	1890.6	6.363	6.687	3.36		Clay	100.0			6.81	1.03	n.a.	n.a.	0.93	0.657	n.a.	n.a.	n.a.	n.a.	0.00	0.00
19.850	10.910	0.462	2389.9	1900.0	10.226	4.754	3.11		Clay	100.0			10.31	1.03	n.a.	n.a.	0.93	0.658	n.a.	n.a.	n.a.	n.a.	0.00	0.00
20.010	14.830	0.719	2409.2	1909.4	14.272	5.278	3.02		Clay	100.0			14.02	1.03	n.a.	n.a.	0.93	0.659	n.a.	n.a.	n.a.	n.a.	0.00	0.00
20.180	9.050	0.842	2429.8	1919.3	8.164	10.740	3.41		Clay	100.0			8.55	1.03	n.a.	n.a.	0.93	0.660	n.a.	n.a.	n.a.	n.a.	0.00	0.00
20.340	30.290	1.685	2449.1	1928.7	30.140	5.798	2.81		Clay	87.8			28.63	1.02	n.a.	n.a.	0.93	0.661	n.a.	n.a.	n.a.	n.a.	0.00	0.00
20.510	45.380	1.533	2469.7	1938.7	43.591	3.473	2.54	plastic	Clay	66.2			42.89	1.02	n.a.	n.a.	0.93	0.662	n.a.	n.a.	n.a.	n.a.	0.00	0.00
20.670	75.140	1.563	2489.1	1948.1	72.793	2.116	2.23	plastic	Clay	41.4			71.02	1.02	n.a.	n.a.	0.93	0.663	n.a.	n.a.	n.a.	n.a.	0.00	0.00
20.830	33.970	1.267	2508.4	1957.4	33.427	3.873	2.66		Clay	75.5			32.11	1.02	n.a.	n.a.	0.93	0.664	n.a.	n.a.	n.a.	n.a.	0.00	0.00
21.000	32.860	0.976	2529.0	1967.4	32.119	3.090	2.60	plastic	Clay	71.3			31.06	1.02	n.a.	n.a.	0.93	0.665	n.a.	n.a.	n.a.	n.a.	0.00	0.00
21.160	15.020	0.617	2548.4	1976.8	13.907	4.489	2.99		Clay	100.0			14.20	1.02	n.a.	n.a.	0.93	0.666	n.a.	n.a.	n.a.	n.a.	0.00	0.00
21.330	3.070	0.472	2568.9	1986.7	1.797	26.423	4.16		Clay	100.0			2.90	1.02	n.a.	n.a.	0.93	0.667	n.a.	n.a.	n.a.	n.a.	0.00	0.00
21.490	2.320	0.332	2588.3	1996.1	1.028	32.392	4.41		Clay	100.0			2.19	1.02	n.a.	n.a.	0.93	0.668	n.a.	n.a.	n.a.	n.a.	0.00	0.00
21.650	6.020	0.420	2607.7	2005.5	4.703	8.908	3.54		Clay	100.0			5.69	1.01	n.a.	n.a.	0.92	0.669	n.a.	n.a.	n.a.	n.a.	0.00	0.00
21.820	3.700	0.387	2628.2	2015.5	2.368	16.204	3.94		Clay	100.0			3.50	1.01	n.a.	n.a.	0.92	0.670	n.a.	n.a.	n.a.	n.a.	0.00	0.00
21.980	8.660	0.431	2647.6	2024.8	7.246	5.874	3.28		Clay	100.0			8.19	1.01	n.a.	n.a.	0.92	0.671	n.a.	n.a.	n.a.	n.a.	0.00	0.00
22.150	11.390	0.468	2668.2	2034.8	9.884	4.649	3.11		Clay	100.0			10.77	1.01	n.a.	n.a.	0.92	0.671	n.a.	n.a.	n.a.	n.a.	0.00	0.00
22.310	7.750	0.920	2687.5	2044.2	6.268	14.358	3.58		Clay	100.0			7.33	1.01	n.a.	n.a.	0.92	0.672	n.a.	n.a.	n.a.	n.a.	0.00	0.00
22.470	6.630	0.479	2706.9	2053.5	5.139	9.068	3.51		Clay	100.0			6.27	1.01	n.a.	n.a.	0.92	0.673	n.a.	n.a.	n.a.	n.a.	0.00	0.00

CORNERSTONE EARTH GROUP

CPT No. 5

PGA (A_{max}) 0.75

Total Settlement: 1.87 (Inches)

© 2014 Cornerstone Earth Group, Inc.

Depth (ft)	q_c (tsf)	f_s (tsf)	σ_{vc} (psf)	Insitu σ'_{vc} (psf)	Q	F (%)	I_c	Layer "Plastic" PI > 7	Flag Soil Type	Fines (%)	q_{cN} near interfaces (soft layer)	Thin Layer Factor (K_H)	Interpreted q_{cN}	C_N	q_{c1N}	q_{c1N-CS}	Stress Reduction Coeff, r_d	CSR	K_σ for Sand	$CRR_{M=7.5, \sigma'vc = 1 atm}$	CRR	Factor of Safety (CRR/CSR)	Vertical Strain ε_v	Settlement (Inches)
22.640	11.870	0.500	2727.4	2063.5	10.183	4.754	3.11		Clay	100.0			11.22	1.01	n.a.	n.a.	0.92	0.674	n.a.	n.a.	n.a.	n.a.	0.00	0.00
22.800	3.560	0.470	2746.8	2072.9	2.110	21.476	4.05		Clay	100.0			3.36	1.01	n.a.	n.a.	0.92	0.674	n.a.	n.a.	n.a.	n.a.	0.00	0.00
22.970	6.880	0.347	2767.4	2082.8	5.278	6.315	3.41		Clay	100.0			6.50	1.00	n.a.	n.a.	0.92	0.675	n.a.	n.a.	n.a.	n.a.	0.00	0.00
23.130	2.310	0.150	2786.7	2092.2	0.876	16.342	4.29		Clay	100.0			2.18	1.00	n.a.	n.a.	0.92	0.676	n.a.	n.a.	n.a.	n.a.	0.00	0.00
23.290	1.850	0.123	2806.1	2101.6	0.425	27.587	4.67		Clay	100.0			1.75	1.00	n.a.	n.a.	0.92	0.677	n.a.	n.a.	n.a.	n.a.	0.00	0.00
23.460	5.900	0.172	2826.7	2111.6	4.250	3.840	3.37		Clay	100.0			5.58	1.00	n.a.	n.a.	0.92	0.677	n.a.	n.a.	n.a.	n.a.	0.00	0.00
23.620	6.330	0.432	2846.0	2120.9	4.627	8.798	3.54		Clay	100.0			5.98	1.00	n.a.	n.a.	0.92	0.678	n.a.	n.a.	n.a.	n.a.	0.00	0.00
23.790	5.450	0.434	2866.6	2130.9	3.770	10.797	3.67		Clay	100.0			5.15	1.00	n.a.	n.a.	0.91	0.679	n.a.	n.a.	n.a.	n.a.	0.00	0.00
23.950	14.590	0.543	2886.0	2140.3	12.285	4.128	3.01		Clay	100.0			13.79	1.00	n.a.	n.a.	0.91	0.679	n.a.	n.a.	n.a.	n.a.	0.00	0.00
24.110	7.640	0.410	2905.3	2149.6	5.757	6.618	3.39		Clay	100.0			7.22	1.00	n.a.	n.a.	0.91	0.680	n.a.	n.a.	n.a.	n.a.	0.00	0.00
24.280	12.050	0.365	2925.9	2159.6	9.805	3.444	3.04		Clay	100.0			11.39	0.99	n.a.	n.a.	0.91	0.680	n.a.	n.a.	n.a.	n.a.	0.00	0.00
24.440	5.620	0.168	2945.2	2169.0	3.824	4.048	3.42		Clay	100.0			5.31	0.99	n.a.	n.a.	0.91	0.681	n.a.	n.a.	n.a.	n.a.	0.00	0.00
24.610	2.080	0.148	2965.8	2178.9	0.548	24.820	4.56		Clay	100.0			1.97	0.99	n.a.	n.a.	0.91	0.682	n.a.	n.a.	n.a.	n.a.	0.00	0.00
24.770	1.550	0.255	2985.2	2188.3	0.052	443.961	6.13		Clay	100.0			1.47	0.99	n.a.	n.a.	0.91	0.682	n.a.	n.a.	n.a.	n.a.	0.00	0.00
24.930	10.480	0.431	3004.5	2197.7	8.170	4.800	3.19		Clay	100.0			9.91	0.99	n.a.	n.a.	0.91	0.683	n.a.	n.a.	n.a.	n.a.	0.00	0.00
25.100	33.010	0.400	3025.1	2207.7	29.146	1.269	2.40		Sand	55.2		1.72	53.66	0.98	52.61	114.56	0.91	0.683	0.995	0.160	0.215	0.31	0.03	0.05
25.260	25.130	0.396	3044.5	2217.0	21.799	1.675	2.57		Sand	69.0		1.72	40.85	0.98	39.92	101.96	0.91	0.684	0.995	0.140	0.177	0.26	0.03	0.06
25.430	31.060	0.225	3065.0	2227.0	27.204	0.763	2.31		Sand	48.2		1.72	50.49	0.98	49.27	107.53	0.91	0.684	0.994	0.148	0.192	0.28	0.03	0.06
25.590	24.100	0.289	3084.4	2236.4	20.739	1.279	2.53		Sand	65.3	29.36	1.72	50.50	0.97	49.20	113.11	0.91	0.685	0.993	0.157	0.209	0.31	0.03	0.05
25.750	19.090	0.116	3103.8	2245.8	16.091	0.660	2.49		Sand	62.3	29.36	1.72	50.50	0.97	49.10	112.20	0.90	0.685	0.993	0.156	0.206	0.30	0.03	0.06
25.920	21.110	0.264	3124.3	2255.7	17.332	1.351	2.61		Clay	71.7			19.95	0.98	n.a.	n.a.	0.90	0.686	n.a.	n.a.	n.a.	n.a.	0.00	0.00
26.080	16.050	0.296	3143.7	2265.1	12.784	2.044	2.82		Clay	88.2			15.17	0.98	n.a.	n.a.	0.90	0.686	n.a.	n.a.	n.a.	n.a.	0.00	0.00
26.250	26.440	0.252	3164.3	2275.1	22.659	1.014	2.44		Sand	58.6		1.8	44.98	0.97	43.41	103.89	0.90	0.686	0.992	0.143	0.181	0.26	0.03	0.06
26.410	7.660	0.226	3183.6	2284.4	5.313	3.729	3.28		Clay	100.0			7.24	0.98	n.a.	n.a.	0.90	0.687	n.a.	n.a.	n.a.	n.a.	0.00	0.00
26.570	6.900	0.251	3203.0	2293.8	4.620	4.737	3.39		Clay	100.0			6.52	0.98	n.a.	n.a.	0.90	0.687	n.a.	n.a.	n.a.	n.a.	0.00	0.00
26.740	11.840	0.271	3223.5	2303.8	8.880	2.651	3.01		Clay	100.0			11.19	0.98	n.a.	n.a.	0.90	0.688	n.a.	n.a.	n.a.	n.a.	0.00	0.00
26.900	15.950	0.287	3242.9	2313.1	12.389	2.001	2.82		Clay	88.8			15.08	0.98	n.a.	n.a.	0.90	0.688	n.a.	n.a.	n.a.	n.a.	0.00	0.00
27.070	13.710	0.214	3263.5	2323.1	10.398	1.770	2.86		Clay	91.7			12.96	0.98	n.a.	n.a.	0.90	0.688	n.a.	n.a.	n.a.	n.a.	0.00	0.00
27.230	8.400	0.133	3282.8	2332.5	5.795	1.960	3.10		Clay	100.0			7.94	0.97	n.a.	n.a.	0.90	0.689	n.a.	n.a.	n.a.	n.a.	0.00	0.00
27.400	6.180	0.069	3303.4	2342.4	3.866	1.528	3.21		Clay	100.0			5.84	0.97	n.a.	n.a.	0.90	0.689	n.a.	n.a.	n.a.	n.a.	0.00	0.00
27.560	6.430	0.117	3322.8	2351.8	4.055	2.458	3.28		Clay	100.0			6.08	0.97	n.a.	n.a.	0.90	0.689	n.a.	n.a.	n.a.	n.a.	0.00	0.00
27.720	6.100	0.206	3342.1	2361.2	3.751	4.640	3.46		Clay	100.0			5.77	0.97	n.a.	n.a.	0.89	0.690	n.a.	n.a.	n.a.	n.a.	0.00	0.00
27.890	8.700	0.313	3362.7	2371.2	5.920	4.460	3.28		Clay	100.0			8.22	0.97	n.a.	n.a.	0.89	0.690	n.a.	n.a.	n.a.	n.a.	0.00	0.00
28.050	10.790	0.403	3382.1	2380.5	7.644	4.425	3.19		Clay	100.0			10.20	0.97	n.a.	n.a.	0.89	0.690	n.a.	n.a.	n.a.	n.a.	0.00	0.00
28.220	12.800	0.452	3402.6	2390.5	9.286	4.071	3.10		Clay	100.0			12.10	0.97	n.a.	n.a.	0.89	0.691	n.a.	n.a.	n.a.	n.a.	0.00	0.00
28.380	13.220	0.508	3422.0	2399.9	9.591	4.417	3.11		Clay	100.0			12.50	0.97	n.a.	n.a.	0.89	0.691	n.a.	n.a.	n.a.	n.a.	0.00	0.00
28.540	15.610	0.511	3441.3	2409.2	11.530	3.679	3.00		Clay	100.0			14.75	0.97	n.a.	n.a.	0.89	0.691	n.a.	n.a.	n.a.	n.a.	0.00	0.00
28.710	16.970	0.508	3461.9	2419.2	12.598	3.336	2.94		Clay	98.3			16.04	0.97	n.a.	n.a.	0.89	0.691	n.a.	n.a.	n.a.	n.a.	0.00	0.00
28.870	16.100	0.502	3481.3	2428.6	11.825	3.499	2.98		Clay	100.0			15.22	0.96	n.a.	n.a.	0.89	0.692	n.a.	n.a.	n.a.	n.a.	0.00	0.00
29.040	13.780	0.370	3501.8	2438.5	9.866	3.073	3.01		Clay	100.0			13.02	0.96	n.a.	n.a.	0.89	0.692	n.a.	n.a.	n.a.	n.a.	0.00	0.00
29.200	10.100	0.306	3521.2	2447.9	6.813	3.673	3.18		Clay	100.0			9.55	0.96	n.a.	n.a.	0.89	0.692	n.a.	n.a.	n.a.	n.a.	0.00	0.00
29.360	9.020	0.249	3540.6	2457.3	5.901	3.440	3.22		Clay	100.0			8.53	0.96	n.a.	n.a.	0.89	0.692	n.a.	n.a.	n.a.	n.a.	0.00	0.00
29.530	8.000	0.254	3561.1	2467.3	5.042	4.076	3.32		Clay	100.0			7.56	0.96	n.a.	n.a.	0.89	0.692	n.a.	n.a.	n.a.	n.a.	0.00	0.00
29.690	7.340	0.295	3580.5	2476.6	4.482	5.323	3.43		Clay	100.0			6.94	0.96	n.a.	n.a.	0.88	0.693	n.a.	n.a.	n.a.	n.a.	0.00	0.00
29.860	7.400	0.319	3601.1	2486.6	4.504	5.697	3.44		Clay	100.0			6.99	0.96	n.a.	n.a.	0.88	0.693	n.a.	n.a.	n.a.	n.a.	0.00	0.00
30.020	7.590	0.312	3620.4	2496.0	4.631	5.393	3.42		Clay	100.0			7.17	0.96	n.a.	n.a.	0.88	0.693	n.a.	n.a.	n.a.	n.a.	0.00	0.00
30.180	7.910	0.282	3639.8	2505.3	4.862	4.630	3.36		Clay	100.0			7.48	0.96	n.a.	n.a.	0.88	0.693	n.a.	n.a.	n.a.	n.a.	0.00	0.00
30.350	8.400	0.284	3660.4	2515.3	5.224	4.318	3.32		Clay	100.0			7.94	0.96	n.a.	n.a.	0.88	0.693	n.a.	n.a.	n.a.	n.a.	0.00	0.00
30.510	8.250	0.288	3679.7	2524.7	5.078	4.490	3.34		Clay	100.0			7.80	0.95	n.a.	n.a.	0.88	0.693	n.a.	n.a.	n.a.	n.a.	0.00	0.00
30.680	8.960	0.300	3700.3	2534.6	5.610	4.224	3.29		Clay	100.0			8.47	0.95	n.a.	n.a.	0.88	0.693	n.a.	n.a.	n.a.	n.a.	0.00	0.00
30.840	11.170	0.317	3719.6	2544.0	7.319	3.401	3.14		Clay	100.0			10.56	0.95	n.a.	n.a.	0.88	0.694	n.a.	n.a.	n.a.	n.a.	0.00	0.00
31.000	12.250	0.352	3739.0	2553.4	8.131	3.391	3.10		Clay	100.0			11.58	0.95	n.a.	n.a.	0.88	0.694	n.a.	n.a.	n.a.	n.a.	0.00	0.00
31.170	12.910	0.363	3759.6	2563.4	8.606	3.291	3.07		Clay	100.0			12.20	0.95	n.a.	n.a.	0.88	0.694	n.a.	n.a.	n.a.	n.a.	0.00	0.00
31.330	12.700	0.360	3778.9	2572.7	8.404	3.325	3.08		Clay	100.0			12.00	0.95	n.a.	n.a.	0.88	0.694	n.a.	n.a.	n.a.	n.a.	0.00	0.00
31.500	13.600	0.395	3799.5	2582.7	9.060	3.372	3.06		Clay	100.0			12.85	0.95	n.a.	n.a.	0.87	0.694	n.a.	n.a.	n.a.	n.a.	0.00	0.00
31.660	14.820	0.394	3818.9	2592.1	9.962	3.051	3.00		Clay	100.0			14.01	0.95	n.a.	n.a.	0.87	0.694	n.a.	n.a.	n.a.	n.a.	0.00	0.00
31.820	13.740	0.382	3838.2	2601.5	9.088	3.233	3.05		Clay	100.0			12.99	0.95	n.a.	n.a.	0.87	0.694	n.a.	n.a.	n.a.	n.a.	0.00	0.00
31.990	12.650	0.371	3858.8	2611.4	8.211	3.456	3.10		Clay	100.0			11.96	0.95	n.a.	n.a.	0.87	0.694	n.a.	n.a.	n.a.	n.a.	0.00	0.00
32.150	12.560	0.340	3878.2	2620.8	8.105	3.202	3.09		Clay	100.0			11.87	0.95	n.a.	n.a.	0.87	0.694	n.a.	n.a.	n.a.	n.a.	0.00	0.00
32.320	12.550	0.330	3898.7	2630.8	8.059	3.115	3.08		Clay	100.0			11.86	0.94	n.a.	n.a.	0.87	0.694	n.a.	n.a.	n.a.	n.a.	0.00	0.00
32.480	12.350	0.355	3918.1	2640.1	7.872	3.419	3.11		Clay	100.0			11.67	0.94	n.a.	n.a.	0.87	0.694	n.a.	n.a.	n.a.	n.a.	0.00	0.00
32.640	12.260	0.383	3937.4	2649.5	7.768	3.722	3.14		Clay	100.0			11.59	0.94	n.a.	n.a.	0.87	0.694	n.a.	n.a.	n.a.	n.a.	0.00	0.00
32.810	12.800	0.419	3958.0	2659.5	8.138	3.871	3.13		Clay	100.0			12.10	0.94	n.a.	n.a.	0.87	0.694	n.a.	n.a.	n.a.	n.a.	0.00	0.00
32.970	13.280	0.435	3977.4	2668.8	8.462	3.851	3.12		Clay	100.0			12.55	0.94	n.a.	n.a.	0.87	0.694	n.a.	n.a.	n.a.	n.a.	0.00	0.00
33.140	13.500	0.435	3997.9	2678.8	8.587	3.778	3.11		Clay	100.0			12.76	0.94	n.a.	n.a.	0.87	0.694	n.a.	n.a.	n.a.	n.a.	0.00	0.00
33.300	13.900	0.420	4017.3	2688.2	8.847	3.535	3.08		Clay	100.0			13.14	0.94	n.a.	n.a.	0.87	0.694	n.a.	n.a.	n.a.	n.a.	0.00	0.00
33.460	14.340	0.520	4036.7	2697.6	9.135	4.216	3.11		Clay	100.0			13.55	0.94	n.a.	n.a.	0.86	0.694	n.a.	n.a.	n.a.	n.a.	0.00	0.00

CORNERSTONE EARTH GROUP

CPT No. 5

PGA (A_{max}) 0.75

Total Settlement: 1.87 (Inches)

© 2014 Cornerstone Earth Group, Inc.

Depth (ft)	q_c (tsf)	f_s (tsf)	σ_{vc} (psf)	Insitu σ'_{vc} (psf)	Q	F (%)	I_c	Layer "Plastic" PI > 7	Flag Soil Type	Fines (%)	q_{cN} near interfaces (soft layer)	Thin Layer Factor (K_H)	Interpreted q_{cN}	C_N	q_{c1N}	q_{c1N-CS}	Stress Reduction Coeff, r_d	CSR	K_σ for Sand	$CRR_{M=7.5, \sigma'vc = 1 atm}$	CRR	Factor of Safety (CRR/CSR)	Vertical Strain ε_v	Settlement (Inches)
33.630	15.430	0.715	4057.2	2707.5	9.899	5.337	3.15		Clay	100.0			14.58	0.94	n.a.	n.a.	0.86	0.694	n.a.	n.a.	n.a.	n.a.	0.00	0.00
33.790	21.270	0.774	4076.6	2716.9	14.157	4.025	2.95		Clay	99.1			20.10	0.94	n.a.	n.a.	0.86	0.694	n.a.	n.a.	n.a.	n.a.	0.00	0.00
33.960	35.960	0.853	4097.2	2726.9	24.872	2.514	2.63		Clay	73.6			33.99	0.94	n.a.	n.a.	0.86	0.694	n.a.	n.a.	n.a.	n.a.	0.00	0.00
34.120	39.570	0.937	4116.5	2736.2	31.179	2.497	2.55	plastic	Clay	67.3			37.40	0.93	n.a.	n.a.	0.86	0.694	n.a.	n.a.	n.a.	n.a.	0.00	0.00
34.280	35.320	0.747	4135.9	2745.6	24.222	2.246	2.61		Clay	71.9			33.38	0.93	n.a.	n.a.	0.86	0.694	n.a.	n.a.	n.a.	n.a.	0.00	0.00
34.450	35.570	0.566	4156.5	2755.6	27.740	1.688	2.49	plastic	Clay	62.3			33.62	0.93	n.a.	n.a.	0.86	0.694	n.a.	n.a.	n.a.	n.a.	0.00	0.00
34.610	29.090	0.493	4175.8	2764.9	19.532	1.826	2.64		Clay	73.8			27.50	0.93	n.a.	n.a.	0.86	0.694	n.a.	n.a.	n.a.	n.a.	0.00	0.00
34.780	20.450	0.469	4196.4	2774.9	13.227	2.555	2.86		Clay	91.6			19.33	0.93	n.a.	n.a.	0.86	0.694	n.a.	n.a.	n.a.	n.a.	0.00	0.00
34.940	15.790	0.411	4215.7	2784.3	9.828	3.004	3.00		Clay	100.0			14.92	0.93	n.a.	n.a.	0.86	0.694	n.a.	n.a.	n.a.	n.a.	0.00	0.00
35.100	15.090	0.392	4235.1	2793.7	9.287	3.019	3.02		Clay	100.0			14.26	0.93	n.a.	n.a.	0.86	0.694	n.a.	n.a.	n.a.	n.a.	0.00	0.00
35.270	14.650	0.388	4255.7	2803.6	8.933	3.100	3.05		Clay	100.0			13.85	0.93	n.a.	n.a.	0.85	0.694	n.a.	n.a.	n.a.	n.a.	0.00	0.00
35.430	14.450	0.370	4275.0	2813.0	8.754	3.003	3.04		Clay	100.0			13.66	0.93	n.a.	n.a.	0.85	0.694	n.a.	n.a.	n.a.	n.a.	0.00	0.00
35.600	14.400	0.396	4295.6	2823.0	8.680	3.230	3.07		Clay	100.0			13.61	0.93	n.a.	n.a.	0.85	0.694	n.a.	n.a.	n.a.	n.a.	0.00	0.00
35.760	14.830	0.414	4315.0	2832.3	8.948	3.266	3.06		Clay	100.0			14.02	0.93	n.a.	n.a.	0.85	0.693	n.a.	n.a.	n.a.	n.a.	0.00	0.00
35.930	15.280	0.437	4335.5	2842.3	9.227	3.335	3.05		Clay	100.0			14.44	0.93	n.a.	n.a.	0.85	0.693	n.a.	n.a.	n.a.	n.a.	0.00	0.00
36.090	15.300	0.446	4354.9	2851.7	9.203	3.399	3.06		Clay	100.0			14.46	0.92	n.a.	n.a.	0.85	0.693	n.a.	n.a.	n.a.	n.a.	0.00	0.00
36.250	15.510	0.464	4374.3	2861.1	9.313	3.483	3.06		Clay	100.0			14.66	0.92	n.a.	n.a.	0.85	0.693	n.a.	n.a.	n.a.	n.a.	0.00	0.00
36.420	15.940	0.482	4394.8	2871.0	9.573	3.510	3.05		Clay	100.0			15.07	0.92	n.a.	n.a.	0.85	0.693	n.a.	n.a.	n.a.	n.a.	0.00	0.00
36.580	16.000	0.502	4414.2	2880.4	9.577	3.637	3.06		Clay	100.0			15.12	0.92	n.a.	n.a.	0.85	0.693	n.a.	n.a.	n.a.	n.a.	0.00	0.00
36.750	16.390	0.508	4434.8	2890.4	9.807	3.586	3.05		Clay	100.0			15.49	0.92	n.a.	n.a.	0.85	0.693	n.a.	n.a.	n.a.	n.a.	0.00	0.00
36.910	16.150	0.514	4454.1	2899.7	9.603	3.691	3.06		Clay	100.0			15.26	0.92	n.a.	n.a.	0.85	0.693	n.a.	n.a.	n.a.	n.a.	0.00	0.00
37.070	15.920	0.524	4473.5	2909.1	9.407	3.827	3.08		Clay	100.0			15.05	0.92	n.a.	n.a.	0.84	0.692	n.a.	n.a.	n.a.	n.a.	0.00	0.00
37.240	16.090	0.541	4494.0	2919.1	9.485	3.906	3.08		Clay	100.0			15.21	0.92	n.a.	n.a.	0.84	0.692	n.a.	n.a.	n.a.	n.a.	0.00	0.00
37.400	16.160	0.578	4513.4	2928.4	9.495	4.156	3.10		Clay	100.0			15.27	0.92	n.a.	n.a.	0.84	0.692	n.a.	n.a.	n.a.	n.a.	0.00	0.00
37.570	15.790	0.547	4534.0	2938.4	9.204	4.048	3.10		Clay	100.0			14.92	0.92	n.a.	n.a.	0.84	0.692	n.a.	n.a.	n.a.	n.a.	0.00	0.00
37.730	14.600	0.521	4553.3	2947.8	8.361	4.224	3.15		Clay	100.0			13.80	0.92	n.a.	n.a.	0.84	0.692	n.a.	n.a.	n.a.	n.a.	0.00	0.00
37.890	13.300	0.478	4572.7	2957.2	7.449	4.337	3.19		Clay	100.0			12.57	0.92	n.a.	n.a.	0.84	0.692	n.a.	n.a.	n.a.	n.a.	0.00	0.00
38.060	12.440	0.450	4593.3	2967.1	6.837	4.437	3.23		Clay	100.0			11.76	0.91	n.a.	n.a.	0.84	0.691	n.a.	n.a.	n.a.	n.a.	0.00	0.00
38.220	12.490	0.415	4612.6	2976.5	6.843	4.070	3.21		Clay	100.0			11.81	0.91	n.a.	n.a.	0.84	0.691	n.a.	n.a.	n.a.	n.a.	0.00	0.00
38.390	13.480	0.405	4633.2	2986.5	7.476	3.623	3.15		Clay	100.0			12.74	0.91	n.a.	n.a.	0.84	0.691	n.a.	n.a.	n.a.	n.a.	0.00	0.00
38.550	14.410	0.398	4652.6	2995.8	8.067	3.292	3.10		Clay	100.0			13.62	0.91	n.a.	n.a.	0.84	0.691	n.a.	n.a.	n.a.	n.a.	0.00	0.00
38.710	14.840	0.423	4671.9	3005.2	8.322	3.384	3.09		Clay	100.0			14.03	0.91	n.a.	n.a.	0.84	0.691	n.a.	n.a.	n.a.	n.a.	0.00	0.00
38.880	15.490	0.442	4692.5	3015.2	8.718	3.364	3.07		Clay	100.0			14.64	0.91	n.a.	n.a.	0.84	0.690	n.a.	n.a.	n.a.	n.a.	0.00	0.00
39.040	15.770	0.462	4711.8	3024.5	8.870	3.446	3.07		Clay	100.0			14.91	0.91	n.a.	n.a.	0.83	0.690	n.a.	n.a.	n.a.	n.a.	0.00	0.00
39.210	16.170	0.468	4732.4	3034.5	9.098	3.390	3.06		Clay	100.0			15.28	0.91	n.a.	n.a.	0.83	0.690	n.a.	n.a.	n.a.	n.a.	0.00	0.00
39.370	16.730	0.511	4751.8	3043.9	9.431	3.557	3.06		Clay	100.0			15.81	0.91	n.a.	n.a.	0.83	0.690	n.a.	n.a.	n.a.	n.a.	0.00	0.00
39.530	17.370	0.527	4771.1	3053.3	9.815	3.518	3.04		Clay	100.0			16.42	0.91	n.a.	n.a.	0.83	0.690	n.a.	n.a.	n.a.	n.a.	0.00	0.00
39.700	17.770	0.560	4791.7	3063.2	10.038	3.643	3.04		Clay	100.0			16.80	0.91	n.a.	n.a.	0.83	0.689	n.a.	n.a.	n.a.	n.a.	0.00	0.00
39.860	17.430	0.560	4811.1	3072.6	9.780	3.725	3.06		Clay	100.0			16.47	0.91	n.a.	n.a.	0.83	0.689	n.a.	n.a.	n.a.	n.a.	0.00	0.00
40.030	16.160	0.586	4831.6	3082.6	8.917	4.264	3.13		Clay	100.0			15.27	0.91	n.a.	n.a.	0.83	0.689	n.a.	n.a.	n.a.	n.a.	0.00	0.00
40.190	15.160	0.554	4851.0	3091.9	8.237	4.348	3.16		Clay	100.0			14.33	0.90	n.a.	n.a.	0.83	0.689	n.a.	n.a.	n.a.	n.a.	0.00	0.00
40.350	15.740	0.517	4870.4	3101.3	8.580	3.884	3.12		Clay	100.0			14.88	0.90	n.a.	n.a.	0.83	0.688	n.a.	n.a.	n.a.	n.a.	0.00	0.00
40.520	15.820	0.519	4890.9	3111.3	8.597	3.881	3.11		Clay	100.0			14.95	0.90	n.a.	n.a.	0.83	0.688	n.a.	n.a.	n.a.	n.a.	0.00	0.00
40.680	15.340	0.434	4910.3	3120.6	8.258	3.365	3.09		Clay	100.0			14.50	0.90	n.a.	n.a.	0.83	0.688	n.a.	n.a.	n.a.	n.a.	0.00	0.00
40.850	14.330	0.451	4930.9	3130.6	7.580	3.799	3.15		Clay	100.0			13.54	0.90	n.a.	n.a.	0.82	0.687	n.a.	n.a.	n.a.	n.a.	0.00	0.00
41.010	14.050	0.439	4950.2	3140.0	7.373	3.796	3.16		Clay	100.0			13.28	0.90	n.a.	n.a.	0.82	0.687	n.a.	n.a.	n.a.	n.a.	0.00	0.00
41.170	14.790	0.422	4969.6	3149.4	7.814	3.429	3.12		Clay	100.0			13.98	0.90	n.a.	n.a.	0.82	0.687	n.a.	n.a.	n.a.	n.a.	0.00	0.00
41.340	15.020	0.405	4990.1	3159.3	7.929	3.230	3.10		Clay	100.0			14.20	0.90	n.a.	n.a.	0.82	0.687	n.a.	n.a.	n.a.	n.a.	0.00	0.00
41.500	14.280	0.382	5009.5	3168.7	7.432	3.240	3.12		Clay	100.0			13.50	0.90	n.a.	n.a.	0.82	0.686	n.a.	n.a.	n.a.	n.a.	0.00	0.00
41.670	13.650	0.349	5030.1	3178.7	7.006	3.134	3.14		Clay	100.0			12.90	0.90	n.a.	n.a.	0.82	0.686	n.a.	n.a.	n.a.	n.a.	0.00	0.00
41.830	12.960	0.320	5049.4	3188.0	6.547	3.068	3.16		Clay	100.0			12.25	0.90	n.a.	n.a.	0.82	0.686	n.a.	n.a.	n.a.	n.a.	0.00	0.00
41.990	12.520	0.328	5068.8	3197.4	6.246	3.281	3.19		Clay	100.0			11.83	0.90	n.a.	n.a.	0.82	0.686	n.a.	n.a.	n.a.	n.a.	0.00	0.00
42.160	12.380	0.380	5089.4	3207.4	6.133	3.865	3.23		Clay	100.0			11.70	0.90	n.a.	n.a.	0.82	0.685	n.a.	n.a.	n.a.	n.a.	0.00	0.00
42.320	12.850	0.406	5108.7	3216.8	6.401	3.945	3.22		Clay	100.0			12.15	0.90	n.a.	n.a.	0.82	0.685	n.a.	n.a.	n.a.	n.a.	0.00	0.00
42.490	13.520	0.428	5129.3	3226.7	6.790	3.903	3.20		Clay	100.0			12.78	0.89	n.a.	n.a.	0.82	0.685	n.a.	n.a.	n.a.	n.a.	0.00	0.00
42.650	12.900	0.431	5148.7	3236.1	6.382	4.170	3.24		Clay	100.0			12.19	0.89	n.a.	n.a.	0.81	0.684	n.a.	n.a.	n.a.	n.a.	0.00	0.00
42.810	12.750	0.395	5168.0	3245.5	6.265	3.882	3.23		Clay	100.0			12.05	0.89	n.a.	n.a.	0.81	0.684	n.a.	n.a.	n.a.	n.a.	0.00	0.00
42.980	13.630	0.372	5188.6	3255.4	6.780	3.373	3.17		Clay	100.0			12.88	0.89	n.a.	n.a.	0.81	0.684	n.a.	n.a.	n.a.	n.a.	0.00	0.00
43.140	13.560	0.353	5207.9	3264.8	6.712	3.224	3.16		Clay	100.0			12.82	0.89	n.a.	n.a.	0.81	0.683	n.a.	n.a.	n.a.	n.a.	0.00	0.00
43.310	12.710	0.317	5228.5	3274.8	6.166	3.144	3.18		Clay	100.0			12.01	0.89	n.a.	n.a.	0.81	0.683	n.a.	n.a.	n.a.	n.a.	0.00	0.00
43.470	12.180	0.276	5247.9	3284.1	5.820	2.886	3.18		Clay	100.0			11.51	0.89	n.a.	n.a.	0.81	0.683	n.a.	n.a.	n.a.	n.a.	0.00	0.00
43.640	11.990	0.238	5268.4	3294.1	5.680	2.548	3.17		Clay	100.0			11.33	0.89	n.a.	n.a.	0.81	0.682	n.a.	n.a.	n.a.	n.a.	0.00	0.00
43.800	11.860	0.224	5287.8	3303.5	5.580	2.434	3.16		Clay	100.0			11.21	0.89	n.a.	n.a.	0.81	0.682	n.a.	n.a.	n.a.	n.a.	0.00	0.00
43.960	11.760	0.275	5307.2	3312.9	5.498	3.017	3.22		Clay	100.0			11.12	0.89	n.a.	n.a.	0.81	0.682	n.a.	n.a.	n.a.	n.a.	0.00	0.00
44.130	12.640	0.367	5327.7	3322.8	6.005	3.679	3.23		Clay	100.0			11.95	0.89	n.a.	n.a.	0.81	0.681	n.a.	n.a.	n.a.	n.a.	0.00	0.00
44.290	15.900	0.459	5347.1	3332.2	7.939	3.469	3.12		Clay	100.0			15.03	0.89	n.a.	n.a.	0.81	0.681	n.a.	n.a.	n.a.	n.a.	0.00	0.00
44.460	19.070	0.509	5367.7	3342.2	9.806	3.107	3.01		Clay	100.0			18.02	0.89	n.a.	n.a.	0.80	0.681	n.a.	n.a.	n.a.	n.a.	0.00	0.00

CORNERSTONE EARTH GROUP

CPT No. 5

PGA (A_{max}) 0.75

Total Settlement: 1.87 (Inches)

© 2014 Cornerstone Earth Group, Inc.

Depth (ft)	q_c (tsf)	f_s (tsf)	σ_{vc} (psf)	Insitu σ'_{vc} (psf)	Q	F (%)	I_c	Layer "Plastic" PI > 7	Flag Soil Type	Fines (%)	q_{cN} near interfaces (soft layer)	Thin Layer Factor (K_H)	Interpreted q_{cN}	C_N	q_{c1N}	q_{c1N-CS}	Stress Reduction Coeff, r_d	CSR	K_σ for Sand	$CRR_{M=7.5, \sigma'vc = 1 atm}$	CRR	Factor of Safety (CRR/CSR)	Vertical Strain ε_v	Settlement (Inches)
44.620	21.040	0.566	5387.0	3351.5	10.948	3.083	2.97		Clay	100.0			19.89	0.89	n.a.	n.a.	0.80	0.680	n.a.	n.a.	n.a.	n.a.	0.00	0.00
44.780	21.880	0.604	5406.4	3360.9	11.412	3.149	2.96		Clay	100.0			20.68	0.89	n.a.	n.a.	0.80	0.680	n.a.	n.a.	n.a.	n.a.	0.00	0.00
44.950	23.910	0.667	5427.0	3370.9	12.576	3.144	2.93		Clay	97.2			22.60	0.88	n.a.	n.a.	0.80	0.680	n.a.	n.a.	n.a.	n.a.	0.00	0.00
45.110	26.710	0.634	5446.3	3380.2	14.192	2.643	2.84		Clay	90.3			25.25	0.88	n.a.	n.a.	0.80	0.679	n.a.	n.a.	n.a.	n.a.	0.00	0.00
45.280	23.680	0.601	5466.9	3390.2	12.357	2.871	2.91		Clay	95.8			22.38	0.88	n.a.	n.a.	0.80	0.679	n.a.	n.a.	n.a.	n.a.	0.00	0.00
45.440	21.920	0.527	5486.2	3399.6	11.282	2.749	2.93		Clay	97.6			20.72	0.88	n.a.	n.a.	0.80	0.679	n.a.	n.a.	n.a.	n.a.	0.00	0.00
45.600	20.840	0.499	5505.6	3409.0	10.612	2.756	2.95		Clay	99.4			19.70	0.88	n.a.	n.a.	0.80	0.678	n.a.	n.a.	n.a.	n.a.	0.00	0.00
45.770	19.450	0.451	5526.2	3418.9	9.762	2.704	2.98		Clay	100.0			18.38	0.88	n.a.	n.a.	0.80	0.678	n.a.	n.a.	n.a.	n.a.	0.00	0.00
45.930	17.540	0.393	5545.5	3428.3	8.615	2.658	3.02		Clay	100.0			16.58	0.88	n.a.	n.a.	0.80	0.677	n.a.	n.a.	n.a.	n.a.	0.00	0.00
46.100	16.100	0.355	5566.1	3438.3	7.746	2.668	3.06		Clay	100.0			15.22	0.88	n.a.	n.a.	0.80	0.677	n.a.	n.a.	n.a.	n.a.	0.00	0.00
46.260	15.260	0.314	5585.5	3447.6	7.232	2.517	3.07		Clay	100.0			14.42	0.88	n.a.	n.a.	0.80	0.677	n.a.	n.a.	n.a.	n.a.	0.00	0.00
46.420	14.790	0.287	5604.8	3457.0	6.935	2.396	3.08		Clay	100.0			13.98	0.88	n.a.	n.a.	0.79	0.676	n.a.	n.a.	n.a.	n.a.	0.00	0.00
46.590	14.150	0.282	5625.4	3467.0	6.540	2.487	3.11		Clay	100.0			13.37	0.88	n.a.	n.a.	0.79	0.676	n.a.	n.a.	n.a.	n.a.	0.00	0.00
46.750	14.050	0.282	5644.8	3476.4	6.459	2.515	3.11		Clay	100.0			13.28	0.88	n.a.	n.a.	0.79	0.675	n.a.	n.a.	n.a.	n.a.	0.00	0.00
46.920	14.330	0.307	5665.3	3486.3	6.596	2.668	3.12		Clay	100.0			13.54	0.88	n.a.	n.a.	0.79	0.675	n.a.	n.a.	n.a.	n.a.	0.00	0.00
47.080	14.740	0.384	5684.7	3495.7	6.807	3.229	3.15		Clay	100.0			13.93	0.88	n.a.	n.a.	0.79	0.675	n.a.	n.a.	n.a.	n.a.	0.00	0.00
47.240	15.510	0.447	5704.0	3505.1	7.223	3.535	3.15		Clay	100.0			14.66	0.88	n.a.	n.a.	0.79	0.674	n.a.	n.a.	n.a.	n.a.	0.00	0.00
47.410	17.410	0.543	5724.6	3515.0	8.277	3.729	3.12		Clay	100.0			16.46	0.87	n.a.	n.a.	0.79	0.674	n.a.	n.a.	n.a.	n.a.	0.00	0.00
47.570	23.040	0.621	5744.0	3524.4	11.445	3.079	2.96		Clay	99.4			21.78	0.87	n.a.	n.a.	0.79	0.674	n.a.	n.a.	n.a.	n.a.	0.00	0.00
47.740	23.730	0.615	5764.5	3534.4	11.797	2.948	2.93		Clay	97.7			22.43	0.87	n.a.	n.a.	0.79	0.673	n.a.	n.a.	n.a.	n.a.	0.00	0.00
47.900	23.670	0.602	5783.9	3543.7	11.727	2.898	2.93		Clay	97.5			22.37	0.87	n.a.	n.a.	0.79	0.673	n.a.	n.a.	n.a.	n.a.	0.00	0.00
48.060	22.650	0.557	5803.3	3553.1	11.116	2.820	2.94		Clay	98.5			21.41	0.87	n.a.	n.a.	0.79	0.672	n.a.	n.a.	n.a.	n.a.	0.00	0.00
48.230	22.200	0.554	5823.8	3563.1	10.827	2.872	2.96		Clay	99.6			20.98	0.87	n.a.	n.a.	0.78	0.672	n.a.	n.a.	n.a.	n.a.	0.00	0.00
48.390	22.430	0.559	5843.2	3572.5	10.922	2.866	2.95		Clay	99.3			21.20	0.87	n.a.	n.a.	0.78	0.671	n.a.	n.a.	n.a.	n.a.	0.00	0.00
48.560	22.030	0.568	5863.8	3582.4	10.662	2.973	2.97		Clay	100.0			20.82	0.87	n.a.	n.a.	0.78	0.671	n.a.	n.a.	n.a.	n.a.	0.00	0.00
48.720	21.980	0.596	5883.1	3591.8	10.601	3.129	2.99		Clay	100.0			20.78	0.87	n.a.	n.a.	0.78	0.671	n.a.	n.a.	n.a.	n.a.	0.00	0.00
48.880	23.480	0.703	5902.5	3601.2	11.401	3.423	2.98		Clay	100.0			22.19	0.87	n.a.	n.a.	0.78	0.670	n.a.	n.a.	n.a.	n.a.	0.00	0.00
49.050	24.610	0.847	5923.1	3611.1	11.990	3.910	3.00		Clay	100.0			23.26	0.87	n.a.	n.a.	0.78	0.670	n.a.	n.a.	n.a.	n.a.	0.00	0.00
49.210	28.280	0.801	5942.4	3620.5	13.981	3.165	2.89		Clay	94.3			26.73	0.87	n.a.	n.a.	0.78	0.669	n.a.	n.a.	n.a.	n.a.	0.00	0.00
49.380	31.640	0.734	5963.0	3630.5	15.788	2.562	2.80		Clay	86.6			29.91	0.87	n.a.	n.a.	0.78	0.669	n.a.	n.a.	n.a.	n.a.	0.00	0.00
49.540	28.890	0.652	5982.3	3639.8	14.231	2.519	2.83		Clay	89.2			27.31	0.87	n.a.	n.a.	0.78	0.669	n.a.	n.a.	n.a.	n.a.	0.00	0.00
49.700	24.560	0.571	6001.7	3649.2	11.816	2.648	2.91		Clay	95.5			23.21	0.87	n.a.	n.a.	0.78	0.668	n.a.	n.a.	n.a.	n.a.	0.00	0.00
49.870	22.040	0.481	6022.3	3659.2	10.401	2.527	2.94		Clay	98.3			20.83	0.87	n.a.	n.a.	0.78	0.668	n.a.	n.a.	n.a.	n.a.	0.00	0.00
50.030	20.200	0.431	6041.6	3668.6	9.366	2.511	2.98		Clay	100.0			19.09	0.86	n.a.	n.a.	0.77	0.667	n.a.	n.a.	n.a.	n.a.	0.00	0.00
50.200	17.960	0.436	6062.2	3678.5	8.117	2.920	3.07		Clay	100.0			16.98	0.86	n.a.	n.a.	0.77	0.667	n.a.	n.a.	n.a.	n.a.	0.00	0.00

CORNERSTONE EARTH GROUP

CPT No.	6

PGA (A_{max})	0.75

Total Settlement:	0.01	(Inches)

© 2014 Cornerstone Earth Group, Inc.

Depth (ft)	q_c (tsf)	f_s (tsf)	σ_{vc} (psf)	Insitu σ'_{vc} (psf)	Q	F (%)	I_c	Layer "Plastic" PI > 7	Flag Soil Type	Fines (%)	q_{cN} near interfaces (soft layer)	Thin Layer Factor (K_H)	Interpreted q_{cN}	C_N	q_{c1N}	q_{c1N-CS}	Stress Reduction Coeff, r_d	CSR	K_σ for Sand	$CRR_{M=7.5, \sigma'vc = 1 atm}$	CRR	Factor of Safety (CRR/CSR)	Vertical Strain ε_v	Settlement (Inches)
0.160	249.300	1.823	19.2	19.2	2473.587	0.731	1.09		Unsaturated	0.0			235.63	1.70	400.58	400.58	1.00	0.488	1.100	n.a.	n.a.	n.a.	0.00	0.00
0.330	570.590	3.369	39.6	39.6	3942.155	0.590	1.00		Unsaturated	0.0			539.31	1.70	916.83	916.83	1.00	0.488	1.100	n.a.	n.a.	n.a.	0.00	0.00
0.490	624.620	5.756	58.8	58.8	3541.432	0.922	1.19		Unsaturated	0.0			590.38	1.70	1003.64	1003.64	1.00	0.488	1.100	n.a.	n.a.	n.a.	0.00	0.00
0.660	723.800	7.450	79.2	79.2	3535.936	1.029	1.24		Unsaturated	0.0			684.12	1.70	1163.01	1163.01	1.00	0.488	1.100	n.a.	n.a.	n.a.	0.00	0.00
0.820	710.340	8.142	98.4	98.4	3113.227	1.146	1.28		Unsaturated	0.0			671.40	1.70	1141.38	1141.38	1.00	0.488	1.100	n.a.	n.a.	n.a.	0.00	0.00
0.980	679.550	7.494	117.6	117.6	2724.284	1.103	1.26		Unsaturated	0.0			642.30	1.70	1091.90	1091.90	1.00	0.488	1.100	n.a.	n.a.	n.a.	0.00	0.00
1.150	658.010	7.752	138.0	138.0	2435.116	1.178	1.29		Unsaturated	0.0			621.94	1.70	1057.29	1057.29	1.00	0.488	1.100	n.a.	n.a.	n.a.	0.00	0.00
1.310	670.270	7.354	157.2	157.2	2324.046	1.097	1.26		Unsaturated	0.0			633.53	1.70	1076.99	1076.99	1.00	0.488	1.100	n.a.	n.a.	n.a.	0.00	0.00
1.480	598.130	6.272	177.6	177.6	1951.110	1.049	1.25		Unsaturated	0.0			565.34	1.70	961.08	961.08	1.00	0.488	1.100	n.a.	n.a.	n.a.	0.00	0.00
1.640	497.290	4.185	196.8	196.8	1540.932	0.842	1.18		Unsaturated	0.0			470.03	1.70	799.05	799.05	1.00	0.488	1.100	n.a.	n.a.	n.a.	0.00	0.00
1.800	365.850	3.232	216.0	216.0	1081.982	0.884	1.25		Unsaturated	0.0			345.79	1.70	587.85	587.85	1.00	0.488	1.100	n.a.	n.a.	n.a.	0.00	0.00
1.970	226.400	3.592	236.4	236.4	639.879	1.587	1.57		Unsaturated	0.0			213.99	1.70	363.78	363.78	1.00	0.488	1.100	n.a.	n.a.	n.a.	0.00	0.00
2.130	130.040	3.516	255.6	255.6	353.298	2.706	1.89		Unsaturated	14.4			122.91	1.70	208.95	238.43	1.00	0.488	1.100	n.a.	n.a.	n.a.	0.00	0.00
2.300	73.970	3.258	276.0	276.0	193.225	4.413	2.21		Unsaturated	39.7			69.91	1.70	118.86	189.20	1.00	0.488	1.100	n.a.	n.a.	n.a.	0.00	0.00
2.460	56.240	2.543	295.2	295.2	141.944	4.533	2.29		Unsaturated	46.4			53.16	1.70	90.37	158.40	1.00	0.488	1.100	n.a.	n.a.	n.a.	0.00	0.00
2.620	49.030	2.199	314.4	314.4	119.839	4.499	2.33		Unsaturated	49.7			46.34	1.70	78.78	145.50	1.00	0.487	1.100	n.a.	n.a.	n.a.	0.00	0.00
2.790	54.150	3.628	334.8	334.8	128.272	6.721	2.46		Unsaturated	59.7			51.18	1.70	87.01	160.02	1.00	0.487	1.100	n.a.	n.a.	n.a.	0.00	0.00
2.950	83.630	4.018	354.0	354.0	192.847	4.814	2.24		Unsaturated	42.3			79.05	1.70	134.38	210.70	1.00	0.487	1.100	n.a.	n.a.	n.a.	0.00	0.00
3.120	134.740	4.705	374.4	374.4	302.341	3.497	2.02		Unsaturated	24.8			127.35	1.58	201.12	265.82	1.00	0.487	1.100	n.a.	n.a.	n.a.	0.00	0.00
3.280	179.730	4.372	393.6	393.6	393.450	2.435	1.83		Unsaturated	9.4			169.88	1.56	264.76	274.41	1.00	0.486	1.100	n.a.	n.a.	n.a.	0.00	0.00
3.440	153.320	3.758	412.8	412.8	327.654	2.454	1.87		Unsaturated	12.7			144.91	1.55	225.30	248.50	1.00	0.486	1.100	n.a.	n.a.	n.a.	0.00	0.00
3.610	120.970	3.893	433.2	433.2	252.248	3.224	2.03		Unsaturated	25.5			114.34	1.56	178.03	240.52	1.00	0.486	1.100	n.a.	n.a.	n.a.	0.00	0.00
3.770	123.870	3.690	452.4	452.4	252.745	2.984	2.00		Unsaturated	23.2			117.08	1.54	180.87	238.17	1.00	0.486	1.100	n.a.	n.a.	n.a.	0.00	0.00
3.940	118.160	3.322	472.8	472.8	235.795	2.817	2.00		Unsaturated	22.8			111.68	1.55	173.37	228.47	1.00	0.485	1.100	n.a.	n.a.	n.a.	0.00	0.00
4.100	75.340	2.602	492.0	492.0	147.196	3.465	2.19		Unsaturated	38.1			71.21	1.66	118.19	186.95	1.00	0.485	1.100	n.a.	n.a.	n.a.	0.00	0.00
4.270	66.140	2.744	512.4	512.4	126.545	4.165	2.29		Unsaturated	46.4			62.51	1.67	104.55	176.22	0.99	0.485	1.100	n.a.	n.a.	n.a.	0.00	0.00
4.430	61.320	2.687	531.6	531.6	115.132	4.402	2.34		Unsaturated	49.9			57.96	1.68	97.12	168.79	0.99	0.485	1.100	n.a.	n.a.	n.a.	0.00	0.00
4.590	56.500	2.212	550.8	550.8	104.160	3.934	2.32		Unsaturated	49.0			53.40	1.69	90.05	159.37	0.99	0.484	1.100	n.a.	n.a.	n.a.	0.00	0.00
4.760	50.040	1.760	571.2	571.2	90.513	3.536	2.33		Unsaturated	49.2			47.30	1.70	80.40	147.32	0.99	0.484	1.100	n.a.	n.a.	n.a.	0.00	0.00
4.920	50.170	1.539	590.4	590.4	89.244	3.086	2.29		Unsaturated	46.0			47.42	1.69	80.14	145.28	0.99	0.484	1.100	n.a.	n.a.	n.a.	0.00	0.00
5.090	49.540	1.257	610.8	610.8	86.615	2.553	2.24		Unsaturated	41.8			46.82	1.68	78.76	140.97	0.99	0.484	1.100	n.a.	n.a.	n.a.	0.00	0.00
5.250	78.340	0.976	630.0	630.0	135.156	1.251	1.88		Unsaturated	13.3			74.05	1.66	122.72	141.81	0.99	0.483	1.100	n.a.	n.a.	n.a.	0.00	0.00
5.410	69.280	1.003	649.2	649.2	117.666	1.455	1.97		Unsaturated	20.4			65.48	1.63	106.44	145.28	0.99	0.483	1.100	n.a.	n.a.	n.a.	0.00	0.00
5.580	68.720	1.110	669.6	669.6	114.902	1.622	2.01		Unsaturated	23.6			64.95	1.59	103.47	149.12	0.99	0.483	1.100	n.a.	n.a.	n.a.	0.00	0.00
5.740	69.170	1.360	688.8	688.8	114.019	1.975	2.07		Unsaturated	28.8			65.38	1.56	101.71	155.86	0.99	0.483	1.100	n.a.	n.a.	n.a.	0.00	0.00
5.910	74.450	1.998	709.2	709.2	120.970	2.696	2.16		Unsaturated	35.5			70.37	1.50	105.81	169.14	0.99	0.482	1.100	n.a.	n.a.	n.a.	0.00	0.00
6.070	75.440	2.228	728.4	728.4	120.945	2.967	2.19		Unsaturated	38.1			71.30	1.48	105.75	171.53	0.99	0.482	1.100	n.a.	n.a.	n.a.	0.00	0.00
6.230	71.690	2.190	747.6	747.6	113.403	3.071	2.22		Unsaturated	40.4			67.76	1.48	100.28	166.73	0.99	0.482	1.100	n.a.	n.a.	n.a.	0.00	0.00
6.400	57.960	2.038	768.0	768.0	90.330	3.540	2.33		Unsaturated	49.3			54.78	1.51	82.45	149.94	0.99	0.482	1.100	n.a.	n.a.	n.a.	0.00	0.00
6.560	52.370	0.997	787.2	787.2	80.544	1.918	2.17		Unsaturated	36.5			49.50	1.53	75.87	133.32	0.99	0.481	1.100	n.a.	n.a.	n.a.	0.00	0.00
6.730	48.100	0.878	807.6	807.6	72.972	1.841	2.19		Unsaturated	38.0			45.46	1.53	69.69	126.96	0.99	0.481	1.100	n.a.	n.a.	n.a.	0.00	0.00
6.890	46.890	1.145	826.8	826.8	70.276	2.463	2.29		Unsaturated	46.0			44.32	1.51	67.02	128.80	0.99	0.481	1.100	n.a.	n.a.	n.a.	0.00	0.00
7.050	43.470	1.065	846.0	846.0	64.347	2.474	2.32		Unsaturated	48.3			41.09	1.51	62.05	123.70	0.99	0.480	1.100	n.a.	n.a.	n.a.	0.00	0.00
7.220	38.710	0.888	866.4	866.4	56.539	2.320	2.34		Unsaturated	50.0			36.59	1.51	55.39	116.07	0.99	0.480	1.100	n.a.	n.a.	n.a.	0.00	0.00
7.380	30.150	0.606	885.6	885.6	43.403	2.040	2.39		Unsaturated	54.0			28.50	1.53	43.74	102.83	0.98	0.480	1.095	n.a.	n.a.	n.a.	0.00	0.00
7.550	27.120	0.209	906.0	906.0	38.520	0.782	2.19		Unsaturated	38.1			25.63	1.56	39.87	90.16	0.98	0.480	1.084	n.a.	n.a.	n.a.	0.00	0.00
7.710	15.580	0.195	925.2	925.2	21.609	1.288	2.52		Unsaturated	64.3			14.73	1.57	23.17	79.38	0.98	0.479	1.075	n.a.	n.a.	n.a.	0.00	0.00
7.870	10.190	0.168	944.4	944.4	20.580	1.730	2.60		Unsaturated	71.3			9.63	1.59	15.28	70.56	0.98	0.479	1.068	n.a.	n.a.	n.a.	0.00	0.00
8.040	6.020	0.131	964.8	964.8	11.479	2.371	2.89		Clay	94.2			5.69	1.23	n.a.	n.a.	0.98	0.480	n.a.	n.a.	n.a.	n.a.	0.00	0.00
8.200	5.240	0.112	984.0	984.0	9.650	2.363	2.95		Clay	99.2			4.95	1.22	n.a.	n.a.	0.98	0.485	n.a.	n.a.	n.a.	n.a.	0.00	0.00
8.370	6.160	0.123	1004.4	1004.4	11.266	2.179	2.88		Clay	93.1			5.82	1.22	n.a.	n.a.	0.98	0.489	n.a.	n.a.	n.a.	n.a.	0.00	0.00
8.530	5.270	0.173	1023.6	1023.6	9.297	3.634	3.07		Clay	100.0			4.98	1.21	n.a.	n.a.	0.98	0.494	n.a.	n.a.	n.a.	n.a.	0.00	0.00
8.690	5.940	0.137	1042.8	1042.8	10.392	2.526	2.94		Clay	98.3			5.61	1.21	n.a.	n.a.	0.98	0.498	n.a.	n.a.	n.a.	n.a.	0.00	0.00
8.860	9.320	0.332	1063.2	1063.2	16.532	3.779	2.88		Clay	93.5			8.81	1.20	n.a.	n.a.	0.98	0.503	n.a.	n.a.	n.a.	n.a.	0.00	0.00
9.020	9.280	0.330	1082.4	1082.4	16.147	3.777	2.89		Clay	94.1			8.77	1.19	n.a.	n.a.	0.98	0.507	n.a.	n.a.	n.a.	n.a.	0.00	0.00
9.190	12.790	0.215	1102.8	1102.8	18.254	1.759	2.65		Mixed	75.0	66.84	1.66	110.95	1.21	134.62	225.80	0.98	0.511	1.100	11.391	27.567	53.93	0.00	0.00
9.350	21.050	0.156	1122.0	1122.0	26.595	0.761	2.32		Sand	48.8	66.84	1.66	110.95	1.22	134.97	216.02	0.98	0.515	1.100	5.292	12.807	24.86	0.00	0.00
9.510	57.110	0.837	1141.2	1141.2	72.768	1.481	2.13		Sand	33.1	66.84	1.66	110.95	1.22	135.68	202.81	0.98	0.519	1.100	2.222	5.378	10.36	0.00	0.00
9.680	70.720	0.748	1161.6	1161.6	89.476	1.066	1.97		Sand	20.2		1.66	110.96	1.24	137.45	180.11	0.98	0.523	1.100	0.729	1.678	3.21	0.00	0.00
9.840	43.550	0.481	1180.8	1180.8	54.356	1.119	2.15		Sand	34.9	66.84	1.66	110.95	1.21	134.13	203.24	0.98	0.527	1.100	2.279	5.515	10.47	0.00	0.00
10.010	44.990	0.591	1201.2	1201.2	55.686	1.331	2.19		Sand	37.9	66.84	1.66	110.95	1.20	133.19	205.27	0.97	0.531	1.100	2.576	6.235	11.75	0.00	0.00
10.170	43.890	0.717	1220.4	1220.4	53.865	1.657	2.26		Sand	43.6	66.84	1.66	110.95	1.19	132.16	208.93	0.97	0.534	1.100	3.247	7.857	14.71	0.00	0.00
10.330	35.960	0.797	1239.6	1239.6	43.642	2.254	2.41		Sand	56.1	66.84	1.66	110.95	1.18	130.99	214.76	0.97	0.538	1.100	4.835	11.700	21.76	0.00	0.00
10.500	25.540	0.737	1260.0	1260.0	33.845	2.960	2.57		Mixed	68.9	66.84	1.66	110.95	1.17	130.03	218.22	0.97	0.541	1.100	6.228	15.071	27.85	0.00	0.00
10.660	25.030	1.133	1279.2	1279.2	38.134	4.647	2.67		Clay	76.6			23.66	1.14	n.a.	n.a.	0.97	0.545	n.a.	n.a.	n.a.	n.a.	0.00	0.00
10.830	26.740	1.600	1299.6	1299.6	40.151	6.131	2.74		Clay	82.3			25.27	1.14	n.a.	n.a.	0.97	0.548	n.a.	n.a.	n.a.	n.a.	0.00	0.00
10.990	31.360	1.789	1318.8	1318.8	46.558	5.826	2.68		Clay	77.5			29.64	1.13	n.a.	n.a.	0.97	0.551	n.a.	n.a.	n.a.	n.a.	0.00	0.00

CORNERSTONE EARTH GROUP

CPT No. 6

PGA (A_{max}) 0.75

Total Settlement: 0.01 (Inches)

© 2014 Cornerstone Earth Group, Inc.

Depth (ft)	q_c (tsf)	f_s (tsf)	σ_{vc} (psf)	Insitu σ'_{vc} (psf)	Q	F (%)	I_c	Layer "Plastic" PI > 7	Flag Soil Type	Fines (%)	q_{cN} near interfaces (soft layer)	Thin Layer Factor (K_H)	Interpreted q_{cN}	C_N	q_{c1N}	q_{c1N-CS}	Stress Reduction Coeff, r_d	CSR	K_σ for Sand	$CRR_{M=7.5, \sigma'vc = 1 atm}$	CRR	Factor of Safety (CRR/CSR)	Vertical Strain ε_v	Settlement (Inches)
11.150	136.070	2.457	1338.0	1338.0	160.941	1.814	1.94		Sand	18.6	176.64		176.64	1.13	200.19	245.82	0.97	0.554	1.100	80.508	194.830	351.43	0.00	0.00
11.320	186.890	2.949	1358.4	1358.4	219.666	1.584	1.81		Sand	8.1			176.64	1.15	203.48	207.92	0.97	0.558	1.100	3.042	7.361	13.20	0.00	0.00
11.480	151.910	3.042	1377.6	1377.6	177.143	2.011	1.95		Sand	19.2	176.64		176.64	1.12	198.56	246.25	0.97	0.561	1.100	84.405	204.261	364.32	0.00	0.00
11.650	94.930	2.204	1398.0	1398.0	109.575	2.339	2.14		Sand	34.0	176.64		176.64	1.12	197.05	278.97	0.97	0.564	1.100	8321.685	20138.477	35719.77	0.00	0.00
11.810	37.870	1.160	1417.2	1417.2	42.919	3.120	2.51		Sand	64.0	176.64		176.64	1.11	196.34	301.90	0.97	0.567	1.100	#########	########	3167209.77	0.00	0.00
11.980	21.580	0.896	1437.6	1437.6	29.022	4.295	2.73		Clay	81.5			20.40	1.11	n.a.	n.a.	0.97	0.570	n.a.	n.a.	n.a.	n.a.	0.00	0.00
12.140	14.780	0.808	1456.8	1456.8	19.291	5.747	2.95		Clay	98.8			13.97	1.10	n.a.	n.a.	0.97	0.572	n.a.	n.a.	n.a.	n.a.	0.00	0.00
12.300	16.230	0.830	1476.0	1476.0	20.992	5.356	2.90		Clay	95.0			15.34	1.10	n.a.	n.a.	0.97	0.575	n.a.	n.a.	n.a.	n.a.	0.00	0.00
12.470	21.190	1.004	1496.4	1496.4	27.321	4.913	2.79		Clay	86.3			20.03	1.10	n.a.	n.a.	0.97	0.578	n.a.	n.a.	n.a.	n.a.	0.00	0.00
12.630	14.430	0.704	1515.6	1515.6	18.042	5.150	2.94		Clay	98.0			13.64	1.09	n.a.	n.a.	0.96	0.581	n.a.	n.a.	n.a.	n.a.	0.00	0.00
12.800	17.410	0.720	1536.0	1536.0	21.669	4.326	2.83		Clay	89.3			16.46	1.09	n.a.	n.a.	0.96	0.583	n.a.	n.a.	n.a.	n.a.	0.00	0.00
12.960	18.950	1.831	1555.2	1555.2	23.370	10.074	3.06		Clay	100.0			17.91	1.08	n.a.	n.a.	0.96	0.586	n.a.	n.a.	n.a.	n.a.	0.00	0.00
13.120	51.860	2.733	1574.5	1567.0	56.095	5.351	2.60		Sand	71.0	195.51	1.36	265.89	1.08	287.82	422.70	0.96	0.588	1.090	#########	########	##########	0.00	0.00
13.290	206.850	3.262	1595.1	1577.0	225.598	1.583	1.81		Sand	7.5		1.36	265.89	1.08	287.34	291.08	0.96	0.591	1.088	76949.297	########	311787.72	0.00	0.00
13.450	166.490	2.488	1614.5	1586.4	180.862	1.502	1.85		Sand	11.0		1.36	214.01	1.08	231.45	246.91	0.96	0.593	1.086	91.039	217.596	366.81	0.00	0.00
13.620	123.500	1.684	1635.0	1596.3	133.504	1.372	1.91		Sand	15.9		1.36	158.75	1.09	173.79	206.35	0.96	0.596	1.080	2.754	6.543	10.98	0.00	0.00
13.780	95.820	0.951	1654.4	1605.7	103.069	1.002	1.90		Sand	15.1		1.36	123.17	1.11	136.87	163.21	0.96	0.598	1.050	0.407	0.784	1.31	0.00	0.00
13.940	106.320	0.969	1673.7	1615.1	114.119	0.919	1.84		Sand	10.4		1.36	136.67	1.11	151.60	162.11	0.96	0.600	1.048	0.394	0.752	1.25	0.00	0.01
14.110	142.180	0.940	1694.3	1625.0	152.434	0.665	1.66		Sand	0.0		1.36	182.76	1.09	199.42	199.42	0.96	0.602	1.069	1.829	4.300	7.14	0.00	0.00
14.270	80.980	0.912	1713.7	1634.4	86.168	1.138	2.00		Sand	22.7	134.39	1.36	182.77	1.07	195.67	253.83	0.96	0.605	1.077	207.484	491.828	813.46	0.00	0.00
14.440	54.410	0.772	1734.2	1644.4	57.408	1.443	2.20		Sand	38.8	134.39	1.36	182.77	1.07	195.34	283.08	0.96	0.607	1.076	17099.962	40465.806	66683.01	0.00	0.00
14.600	54.570	0.593	1753.6	1653.8	57.406	1.105	2.13		Sand	33.1	134.39	1.36	182.77	1.07	195.05	275.19	0.96	0.609	1.074	4427.008	10459.578	17178.07	0.00	0.00
14.760	35.940	0.337	1773.0	1663.1	37.371	0.963	2.25		Sand	42.8	134.39	1.36	182.77	1.07	194.76	286.47	0.96	0.611	1.072	31779.458	74965.925	122712.85	0.00	0.00
14.930	21.480	0.214	1793.5	1673.1	21.879	1.037	2.46		Sand	60.0	134.39	1.36	182.77	1.06	194.45	297.69	0.96	0.613	1.070	#########	########	1141989.67	0.00	0.00
15.090	19.130	0.187	1812.9	1682.5	19.317	1.026	2.51		Sand	63.6	134.39	1.36	182.77	1.06	194.17	298.91	0.95	0.615	1.069	#########	########	1475216.36	0.00	0.00
15.260	14.150	0.236	1833.5	1692.4	15.638	1.782	2.71		Clay	79.8			13.37	1.06	n.a.	n.a.	0.95	0.617	n.a.	n.a.	n.a.	n.a.	0.00	0.00
15.420	11.610	0.329	1852.8	1701.8	12.556	3.075	2.92		Clay	96.8			10.97	1.06	n.a.	n.a.	0.95	0.619	n.a.	n.a.	n.a.	n.a.	0.00	0.00
15.580	11.300	0.326	1872.2	1711.2	12.113	3.142	2.94		Clay	98.2			10.68	1.06	n.a.	n.a.	0.95	0.621	n.a.	n.a.	n.a.	n.a.	0.00	0.00
15.750	10.380	0.299	1892.8	1721.2	10.962	3.174	2.98		Clay	100.0			9.81	1.06	n.a.	n.a.	0.95	0.623	n.a.	n.a.	n.a.	n.a.	0.00	0.00
15.910	8.640	0.231	1912.1	1730.5	8.880	3.010	3.04		Clay	100.0			8.17	1.05	n.a.	n.a.	0.95	0.624	n.a.	n.a.	n.a.	n.a.	0.00	0.00
16.080	7.070	0.244	1932.7	1740.5	7.014	3.999	3.19		Clay	100.0			6.68	1.05	n.a.	n.a.	0.95	0.626	n.a.	n.a.	n.a.	n.a.	0.00	0.00
16.240	7.860	0.197	1952.0	1749.9	7.868	2.856	3.07		Clay	100.0			7.43	1.05	n.a.	n.a.	0.95	0.628	n.a.	n.a.	n.a.	n.a.	0.00	0.00
16.400	8.180	0.212	1971.4	1759.2	8.179	2.944	3.06		Clay	100.0			7.73	1.05	n.a.	n.a.	0.95	0.629	n.a.	n.a.	n.a.	n.a.	0.00	0.00
16.570	10.070	0.248	1992.0	1769.2	10.258	2.732	2.96		Clay	100.0			9.52	1.05	n.a.	n.a.	0.95	0.631	n.a.	n.a.	n.a.	n.a.	0.00	0.00
16.730	10.380	0.397	2011.3	1778.6	10.541	4.236	3.07		Clay	100.0			9.81	1.05	n.a.	n.a.	0.95	0.633	n.a.	n.a.	n.a.	n.a.	0.00	0.00
16.900	10.370	0.561	2031.9	1788.5	10.460	5.998	3.16		Clay	100.0			9.80	1.05	n.a.	n.a.	0.95	0.634	n.a.	n.a.	n.a.	n.a.	0.00	0.00
17.060	15.310	0.577	2051.3	1797.9	15.890	4.042	2.91		Clay	96.0			14.47	1.04	n.a.	n.a.	0.95	0.636	n.a.	n.a.	n.a.	n.a.	0.00	0.00
17.220	16.150	0.757	2070.6	1807.3	16.726	5.006	2.95		Clay	99.4			15.26	1.04	n.a.	n.a.	0.95	0.637	n.a.	n.a.	n.a.	n.a.	0.00	0.00
17.390	16.040	1.151	2091.2	1817.3	16.502	7.678	3.08		Clay	100.0			15.16	1.04	n.a.	n.a.	0.94	0.639	n.a.	n.a.	n.a.	n.a.	0.00	0.00
17.550	24.880	1.474	2110.6	1826.6	26.086	6.189	2.87		Clay	93.0			23.52	1.04	n.a.	n.a.	0.94	0.640	n.a.	n.a.	n.a.	n.a.	0.00	0.00
17.720	64.270	1.503	2131.1	1836.6	64.123	2.378	2.31		Sand	47.4	106.82	1.8	192.28	1.04	199.60	296.54	0.94	0.642	1.042	#########	########	834240.64	0.00	0.00
17.880	113.020	1.723	2150.5	1846.0	113.283	1.539	2.00		Sand	22.7		1.8	192.28	1.04	199.34	258.12	0.94	0.643	1.041	359.323	822.887	1279.16	0.00	0.00
18.040	103.860	1.915	2169.8	1855.3	103.740	1.864	2.08		Sand	29.6	106.82	1.8	192.28	1.04	199.06	273.92	0.94	0.645	1.039	3603.104	8239.441	12781.18	0.00	0.00
18.210	68.860	1.634	2190.4	1865.3	68.218	2.411	2.29		Sand	46.2	106.82	1.8	192.28	1.03	198.78	294.55	0.94	0.646	1.038	#########	########	545630.04	0.00	0.00
18.370	38.210	1.227	2209.8	1874.7	37.260	3.308	2.58		Sand	69.0	106.82	1.8	192.28	1.03	198.52	306.62	0.94	0.647	1.036	#########	########	7663714.57	0.00	0.00
18.540	28.210	0.866	2230.3	1884.6	28.753	3.196	2.65		Clay	75.0			26.66	1.03	n.a.	n.a.	0.94	0.649	n.a.	n.a.	n.a.	n.a.	0.00	0.00
18.700	17.420	0.640	2249.7	1894.0	17.207	3.929	2.88		Clay	93.3			16.47	1.03	n.a.	n.a.	0.94	0.650	n.a.	n.a.	n.a.	n.a.	0.00	0.00
18.860	12.410	0.589	2269.1	1903.4	11.848	5.224	3.08		Clay	100.0			11.73	1.03	n.a.	n.a.	0.94	0.651	n.a.	n.a.	n.a.	n.a.	0.00	0.00
19.030	12.140	0.624	2289.6	1913.4	11.493	5.678	3.12		Clay	100.0			11.47	1.03	n.a.	n.a.	0.94	0.652	n.a.	n.a.	n.a.	n.a.	0.00	0.00
19.190	12.550	0.706	2309.0	1922.7	11.853	6.198	3.13		Clay	100.0			11.86	1.03	n.a.	n.a.	0.94	0.654	n.a.	n.a.	n.a.	n.a.	0.00	0.00
19.360	12.750	0.750	2329.6	1932.7	11.989	6.472	3.14		Clay	100.0			12.05	1.02	n.a.	n.a.	0.94	0.655	n.a.	n.a.	n.a.	n.a.	0.00	0.00
19.520	12.640	0.758	2348.9	1942.1	11.808	6.611	3.15		Clay	100.0			11.95	1.02	n.a.	n.a.	0.93	0.656	n.a.	n.a.	n.a.	n.a.	0.00	0.00
19.690	12.950	0.800	2369.5	1952.0	12.054	6.801	3.15		Clay	100.0			12.24	1.02	n.a.	n.a.	0.93	0.657	n.a.	n.a.	n.a.	n.a.	0.00	0.00
19.850	13.700	0.880	2388.9	1961.4	12.752	7.037	3.14		Clay	100.0			12.95	1.02	n.a.	n.a.	0.93	0.658	n.a.	n.a.	n.a.	n.a.	0.00	0.00
20.010	15.680	0.943	2408.2	1970.8	14.690	6.517	3.07		Clay	100.0			14.82	1.02	n.a.	n.a.	0.93	0.659	n.a.	n.a.	n.a.	n.a.	0.00	0.00
20.180	17.070	1.024	2428.8	1980.7	16.010	6.455	3.04		Clay	100.0			16.13	1.02	n.a.	n.a.	0.93	0.660	n.a.	n.a.	n.a.	n.a.	0.00	0.00
20.340	17.320	0.973	2448.1	1990.1	16.176	6.045	3.02		Clay	100.0			16.37	1.02	n.a.	n.a.	0.93	0.661	n.a.	n.a.	n.a.	n.a.	0.00	0.00
20.510	16.860	0.984	2468.7	2000.1	15.625	6.295	3.04		Clay	100.0			15.94	1.01	n.a.	n.a.	0.93	0.662	n.a.	n.a.	n.a.	n.a.	0.00	0.00
20.670	16.250	0.949	2488.1	2009.5	14.935	6.326	3.06		Clay	100.0			15.36	1.01	n.a.	n.a.	0.93	0.663	n.a.	n.a.	n.a.	n.a.	0.00	0.00
20.830	16.970	1.026	2507.4	2018.8	15.570	6.531	3.05		Clay	100.0			16.04	1.01	n.a.	n.a.	0.93	0.664	n.a.	n.a.	n.a.	n.a.	0.00	0.00
21.000	17.500	1.063	2528.0	2028.8	16.006	6.547	3.05		Clay	100.0			16.54	1.01	n.a.	n.a.	0.93	0.665	n.a.	n.a.	n.a.	n.a.	0.00	0.00
21.160	18.050	1.053	2547.4	2038.2	16.462	6.276	3.02		Clay	100.0			17.06	1.01	n.a.	n.a.	0.93	0.666	n.a.	n.a.	n.a.	n.a.	0.00	0.00
21.330	17.140	1.091	2567.9	2048.1	15.483	6.880	3.07		Clay	100.0			16.20	1.01	n.a.	n.a.	0.93	0.667	n.a.	n.a.	n.a.	n.a.	0.00	0.00
21.490	16.650	1.026	2587.3	2057.5	14.927	6.682	3.07		Clay	100.0			15.74	1.01	n.a.	n.a.	0.93	0.668	n.a.	n.a.	n.a.	n.a.	0.00	0.00
21.650	16.700	1.061	2606.7	2066.9	14.898	6.892	3.08		Clay	100.0			15.78	1.01	n.a.	n.a.	0.92	0.669	n.a.	n.a.	n.a.	n.a.	0.00	0.00
21.820	15.920	1.027	2627.2	2076.9	14.066	7.028	3.11		Clay	100.0			15.05	1.00	n.a.	n.a.	0.92	0.670	n.a.	n.a.	n.a.	n.a.	0.00	0.00
21.980	15.000	0.983	2646.6	2086.2	13.111	7.184	3.14		Clay	100.0			14.18	1.00	n.a.	n.a.	0.92	0.671	n.a.	n.a.	n.a.	n.a.	0.00	0.00

CORNERSTONE EARTH GROUP

CPT No. 6

PGA (A_{max}) 0.75

Total Settlement: 0.01 (Inches)

© 2014 Cornerstone Earth Group, Inc.

Depth (ft)	q_c (tsf)	f_s (tsf)	σ_{vc} (psf)	Insitu σ'_{vc} (psf)	Q	F (%)	I_c	Layer "Plastic" PI > 7	Flag Soil Type	Fines (%)	q_{cN} near interfaces (soft layer)	Thin Layer Factor (K_H)	Interpreted q_{cN}	C_N	q_{c1N}	q_{c1N-CS}	Stress Reduction Coeff, r_d	CSR	K_σ for Sand	$CRR_{M=7.5, \sigma'vc = 1 atm}$	CRR	Factor of Safety (CRR/CSR)	Vertical Strain ε_v	Settlement (Inches)
22.150	14.850	0.936	2667.2	2096.2	12.896	6.922	3.13		Clay	100.0			14.04	1.00	n.a.	n.a.	0.92	0.671	n.a.	n.a.	n.a.	n.a.	0.00	0.00
22.310	15.310	0.968	2686.5	2105.6	13.266	6.929	3.12		Clay	100.0			14.47	1.00	n.a.	n.a.	0.92	0.672	n.a.	n.a.	n.a.	n.a.	0.00	0.00
22.470	15.050	0.996	2705.9	2114.9	12.953	7.268	3.14		Clay	100.0			14.22	1.00	n.a.	n.a.	0.92	0.673	n.a.	n.a.	n.a.	n.a.	0.00	0.00
22.640	15.120	1.019	2726.4	2124.9	12.948	7.406	3.15		Clay	100.0			14.29	1.00	n.a.	n.a.	0.92	0.674	n.a.	n.a.	n.a.	n.a.	0.00	0.00
22.800	14.580	0.996	2745.8	2134.3	12.376	7.540	3.17		Clay	100.0			13.78	1.00	n.a.	n.a.	0.92	0.674	n.a.	n.a.	n.a.	n.a.	0.00	0.00
22.970	13.960	0.942	2766.4	2144.2	11.731	7.492	3.19		Clay	100.0			13.19	1.00	n.a.	n.a.	0.92	0.675	n.a.	n.a.	n.a.	n.a.	0.00	0.00
23.130	13.520	0.900	2785.7	2153.6	11.262	7.417	3.20		Clay	100.0			12.78	1.00	n.a.	n.a.	0.92	0.676	n.a.	n.a.	n.a.	n.a.	0.00	0.00
23.290	13.310	0.888	2805.1	2163.0	11.010	7.456	3.21		Clay	100.0			12.58	0.99	n.a.	n.a.	0.92	0.677	n.a.	n.a.	n.a.	n.a.	0.00	0.00
23.460	13.520	0.884	2825.7	2173.0	11.144	7.298	3.20		Clay	100.0			12.78	0.99	n.a.	n.a.	0.92	0.677	n.a.	n.a.	n.a.	n.a.	0.00	0.00
23.620	13.700	0.892	2845.0	2182.3	11.252	7.268	3.19		Clay	100.0			12.95	0.99	n.a.	n.a.	0.92	0.678	n.a.	n.a.	n.a.	n.a.	0.00	0.00
23.790	14.060	0.912	2865.6	2192.3	11.520	7.220	3.18		Clay	100.0			13.29	0.99	n.a.	n.a.	0.91	0.679	n.a.	n.a.	n.a.	n.a.	0.00	0.00
23.950	14.500	0.939	2885.0	2201.7	11.861	7.193	3.17		Clay	100.0			13.71	0.99	n.a.	n.a.	0.91	0.679	n.a.	n.a.	n.a.	n.a.	0.00	0.00
24.110	15.730	0.987	2904.3	2211.0	12.915	6.916	3.13		Clay	100.0			14.87	0.99	n.a.	n.a.	0.91	0.680	n.a.	n.a.	n.a.	n.a.	0.00	0.00
24.280	16.880	1.024	2924.9	2221.0	13.883	6.640	3.10		Clay	100.0			15.95	0.99	n.a.	n.a.	0.91	0.680	n.a.	n.a.	n.a.	n.a.	0.00	0.00
24.440	17.480	1.030	2944.2	2230.4	14.354	6.431	3.08		Clay	100.0			16.52	0.99	n.a.	n.a.	0.91	0.681	n.a.	n.a.	n.a.	n.a.	0.00	0.00
24.610	17.580	0.936	2964.8	2240.3	14.371	5.816	3.05		Clay	100.0			16.62	0.99	n.a.	n.a.	0.91	0.682	n.a.	n.a.	n.a.	n.a.	0.00	0.00
24.770	16.750	0.756	2984.2	2249.7	13.564	4.953	3.02		Clay	100.0			15.83	0.98	n.a.	n.a.	0.91	0.682	n.a.	n.a.	n.a.	n.a.	0.00	0.00
24.930	15.000	0.666	3003.5	2259.1	11.950	4.933	3.06		Clay	100.0			14.18	0.98	n.a.	n.a.	0.91	0.683	n.a.	n.a.	n.a.	n.a.	0.00	0.00
25.100	13.100	0.625	3024.1	2269.1	10.214	5.393	3.14		Clay	100.0			12.38	0.98	n.a.	n.a.	0.91	0.683	n.a.	n.a.	n.a.	n.a.	0.00	0.00
25.260	11.500	0.565	3043.5	2278.4	8.759	5.662	3.21		Clay	100.0			10.87	0.98	n.a.	n.a.	0.91	0.684	n.a.	n.a.	n.a.	n.a.	0.00	0.00
25.430	11.180	0.534	3064.0	2288.4	8.432	5.533	3.21		Clay	100.0			10.57	0.98	n.a.	n.a.	0.91	0.684	n.a.	n.a.	n.a.	n.a.	0.00	0.00
25.590	10.780	0.510	3083.4	2297.8	8.041	5.517	3.23		Clay	100.0			10.19	0.98	n.a.	n.a.	0.91	0.685	n.a.	n.a.	n.a.	n.a.	0.00	0.00
25.750	10.530	0.485	3102.8	2307.2	7.783	5.399	3.23		Clay	100.0			9.95	0.98	n.a.	n.a.	0.90	0.685	n.a.	n.a.	n.a.	n.a.	0.00	0.00
25.920	9.730	0.507	3123.3	2317.1	7.050	6.211	3.31		Clay	100.0			9.20	0.98	n.a.	n.a.	0.90	0.686	n.a.	n.a.	n.a.	n.a.	0.00	0.00
26.080	9.910	0.534	3142.7	2326.5	7.168	6.405	3.31		Clay	100.0			9.37	0.98	n.a.	n.a.	0.90	0.686	n.a.	n.a.	n.a.	n.a.	0.00	0.00
26.250	10.160	0.504	3163.3	2336.5	7.343	5.879	3.28		Clay	100.0			9.60	0.97	n.a.	n.a.	0.90	0.686	n.a.	n.a.	n.a.	n.a.	0.00	0.00
26.410	8.950	0.389	3182.6	2345.8	6.274	5.284	3.30		Clay	100.0			8.46	0.97	n.a.	n.a.	0.90	0.687	n.a.	n.a.	n.a.	n.a.	0.00	0.00
26.570	7.690	0.317	3202.0	2355.2	5.171	5.206	3.37		Clay	100.0			7.27	0.97	n.a.	n.a.	0.90	0.687	n.a.	n.a.	n.a.	n.a.	0.00	0.00
26.740	7.260	0.375	3222.5	2365.2	4.777	6.646	3.46		Clay	100.0			6.86	0.97	n.a.	n.a.	0.90	0.688	n.a.	n.a.	n.a.	n.a.	0.00	0.00
26.900	9.000	0.523	3241.9	2374.5	6.215	7.082	3.38		Clay	100.0			8.51	0.97	n.a.	n.a.	0.90	0.688	n.a.	n.a.	n.a.	n.a.	0.00	0.00
27.070	11.040	0.683	3262.5	2384.5	7.892	7.254	3.31		Clay	100.0			10.43	0.97	n.a.	n.a.	0.90	0.688	n.a.	n.a.	n.a.	n.a.	0.00	0.00
27.230	12.310	0.758	3281.8	2393.9	8.914	7.108	3.26		Clay	100.0			11.64	0.97	n.a.	n.a.	0.90	0.689	n.a.	n.a.	n.a.	n.a.	0.00	0.00
27.400	12.180	0.703	3302.4	2403.8	8.760	6.674	3.25		Clay	100.0			11.51	0.97	n.a.	n.a.	0.90	0.689	n.a.	n.a.	n.a.	n.a.	0.00	0.00
27.560	10.830	0.556	3321.8	2413.2	7.599	6.058	3.27		Clay	100.0			10.24	0.97	n.a.	n.a.	0.90	0.689	n.a.	n.a.	n.a.	n.a.	0.00	0.00
27.720	9.640	0.435	3341.1	2422.6	6.579	5.462	3.30		Clay	100.0			9.11	0.96	n.a.	n.a.	0.89	0.690	n.a.	n.a.	n.a.	n.a.	0.00	0.00
27.890	9.320	0.503	3361.7	2432.6	6.281	6.584	3.36		Clay	100.0			8.81	0.96	n.a.	n.a.	0.89	0.690	n.a.	n.a.	n.a.	n.a.	0.00	0.00
28.050	9.690	0.518	3381.1	2441.9	6.552	6.474	3.34		Clay	100.0			9.16	0.96	n.a.	n.a.	0.89	0.690	n.a.	n.a.	n.a.	n.a.	0.00	0.00
28.220	10.190	0.519	3401.6	2451.9	6.925	6.118	3.31		Clay	100.0			9.63	0.96	n.a.	n.a.	0.89	0.691	n.a.	n.a.	n.a.	n.a.	0.00	0.00
28.380	9.900	0.442	3421.0	2461.3	6.655	5.393	3.29		Clay	100.0			9.36	0.96	n.a.	n.a.	0.89	0.691	n.a.	n.a.	n.a.	n.a.	0.00	0.00
28.540	9.350	0.423	3440.3	2470.6	6.176	5.548	3.32		Clay	100.0			8.84	0.96	n.a.	n.a.	0.89	0.691	n.a.	n.a.	n.a.	n.a.	0.00	0.00
28.710	8.800	0.408	3460.9	2480.6	5.700	5.774	3.36		Clay	100.0			8.32	0.96	n.a.	n.a.	0.89	0.691	n.a.	n.a.	n.a.	n.a.	0.00	0.00
28.870	9.250	0.463	3480.3	2490.0	6.032	6.165	3.36		Clay	100.0			8.74	0.96	n.a.	n.a.	0.89	0.692	n.a.	n.a.	n.a.	n.a.	0.00	0.00
29.040	9.750	0.518	3500.8	2499.9	6.400	6.469	3.35		Clay	100.0			9.22	0.96	n.a.	n.a.	0.89	0.692	n.a.	n.a.	n.a.	n.a.	0.00	0.00
29.200	9.800	0.529	3520.2	2509.3	6.408	6.582	3.35		Clay	100.0			9.26	0.96	n.a.	n.a.	0.89	0.692	n.a.	n.a.	n.a.	n.a.	0.00	0.00
29.360	9.620	0.504	3539.6	2518.7	6.234	6.416	3.36		Clay	100.0			9.09	0.96	n.a.	n.a.	0.89	0.692	n.a.	n.a.	n.a.	n.a.	0.00	0.00
29.530	9.190	0.459	3560.1	2528.7	5.861	6.192	3.37		Clay	100.0			8.69	0.95	n.a.	n.a.	0.89	0.692	n.a.	n.a.	n.a.	n.a.	0.00	0.00
29.690	9.040	0.456	3579.5	2538.0	5.713	6.292	3.38		Clay	100.0			8.54	0.95	n.a.	n.a.	0.88	0.693	n.a.	n.a.	n.a.	n.a.	0.00	0.00
29.860	10.140	0.363	3600.1	2548.0	6.546	4.356	3.24		Clay	100.0			9.58	0.95	n.a.	n.a.	0.88	0.693	n.a.	n.a.	n.a.	n.a.	0.00	0.00
30.020	11.100	0.318	3619.4	2557.4	7.265	3.422	3.14		Clay	100.0			10.49	0.95	n.a.	n.a.	0.88	0.693	n.a.	n.a.	n.a.	n.a.	0.00	0.00
30.180	9.490	0.349	3638.8	2566.7	5.977	4.554	3.28		Clay	100.0			8.97	0.95	n.a.	n.a.	0.88	0.693	n.a.	n.a.	n.a.	n.a.	0.00	0.00
30.350	8.270	0.419	3659.4	2576.7	4.999	6.501	3.44		Clay	100.0			7.82	0.95	n.a.	n.a.	0.88	0.693	n.a.	n.a.	n.a.	n.a.	0.00	0.00
30.510	8.790	0.503	3678.7	2586.1	5.375	7.232	3.44		Clay	100.0			8.31	0.95	n.a.	n.a.	0.88	0.693	n.a.	n.a.	n.a.	n.a.	0.00	0.00
30.680	9.220	0.544	3699.3	2596.0	5.678	7.384	3.43		Clay	100.0			8.71	0.95	n.a.	n.a.	0.88	0.693	n.a.	n.a.	n.a.	n.a.	0.00	0.00
30.840	9.250	0.467	3718.6	2605.4	5.673	6.324	3.39		Clay	100.0			8.74	0.95	n.a.	n.a.	0.88	0.694	n.a.	n.a.	n.a.	n.a.	0.00	0.00
31.000	9.140	0.476	3738.0	2614.8	5.561	6.548	3.40		Clay	100.0			8.64	0.95	n.a.	n.a.	0.88	0.694	n.a.	n.a.	n.a.	n.a.	0.00	0.00
31.170	10.040	0.489	3758.6	2624.8	6.218	5.991	3.34		Clay	100.0			9.49	0.94	n.a.	n.a.	0.88	0.694	n.a.	n.a.	n.a.	n.a.	0.00	0.00
31.330	10.470	0.500	3777.9	2634.1	6.515	5.824	3.32		Clay	100.0			9.90	0.94	n.a.	n.a.	0.88	0.694	n.a.	n.a.	n.a.	n.a.	0.00	0.00
31.500	9.410	0.490	3798.5	2644.1	5.681	6.527	3.39		Clay	100.0			8.89	0.94	n.a.	n.a.	0.87	0.694	n.a.	n.a.	n.a.	n.a.	0.00	0.00
31.660	9.130	0.485	3817.9	2653.5	5.443	6.716	3.42		Clay	100.0			8.63	0.94	n.a.	n.a.	0.87	0.694	n.a.	n.a.	n.a.	n.a.	0.00	0.00
31.820	9.510	0.507	3837.2	2662.9	5.702	6.672	3.40		Clay	100.0			8.99	0.94	n.a.	n.a.	0.87	0.694	n.a.	n.a.	n.a.	n.a.	0.00	0.00
31.990	9.990	0.527	3857.8	2672.8	6.032	6.533	3.37		Clay	100.0			9.44	0.94	n.a.	n.a.	0.87	0.694	n.a.	n.a.	n.a.	n.a.	0.00	0.00
32.150	10.640	0.553	3877.2	2682.2	6.488	6.352	3.34		Clay	100.0			10.06	0.94	n.a.	n.a.	0.87	0.694	n.a.	n.a.	n.a.	n.a.	0.00	0.00
32.320	11.110	0.557	3897.7	2692.2	6.806	6.081	3.31		Clay	100.0			10.50	0.94	n.a.	n.a.	0.87	0.694	n.a.	n.a.	n.a.	n.a.	0.00	0.00
32.480	11.090	0.536	3917.1	2701.5	6.760	5.864	3.30		Clay	100.0			10.48	0.94	n.a.	n.a.	0.87	0.694	n.a.	n.a.	n.a.	n.a.	0.00	0.00
32.640	10.510	0.493	3936.4	2710.9	6.302	5.776	3.33		Clay	100.0			9.93	0.94	n.a.	n.a.	0.87	0.694	n.a.	n.a.	n.a.	n.a.	0.00	0.00
32.810	9.820	0.441	3957.0	2720.9	5.764	5.620	3.35		Clay	100.0			9.28	0.94	n.a.	n.a.	0.87	0.694	n.a.	n.a.	n.a.	n.a.	0.00	0.00
32.970	9.070	0.391	3976.4	2730.2	5.188	5.520	3.38		Clay	100.0			8.57	0.93	n.a.	n.a.	0.87	0.694	n.a.	n.a.	n.a.	n.a.	0.00	0.00

CORNERSTONE EARTH GROUP

CPT No. 6

PGA (A_{max}) 0.75

Total Settlement: 0.01 (Inches)

© 2014 Cornerstone Earth Group, Inc.

Depth (ft)	q_c (tsf)	f_s (tsf)	σ_{vc} (psf)	Insitu σ'_{vc} (psf)	Q	F (%)	I_c	Layer "Plastic" PI > 7	Flag Soil Type	Fines (%)	q_{cN} near interfaces (soft layer)	Thin Layer Factor (K_H)	Interpreted q_{cN}	C_N	q_{c1N}	q_{c1N-CS}	Stress Reduction Coeff, r_d	CSR	K_σ for Sand	$CRR_{M=7.5, \sigma'vc = 1 atm}$	CRR	Factor of Safety (CRR/CSR)	Vertical Strain ε_v	Settlement (Inches)
33.140	8.210	0.348	3996.9	2740.2	4.534	5.601	3.43		Clay	100.0			7.76	0.93	n.a.	n.a.	0.87	0.694	n.a.	n.a.	n.a.	n.a.	0.00	0.00
33.300	7.590	0.294	4016.3	2749.6	4.060	5.267	3.46		Clay	100.0			7.17	0.93	n.a.	n.a.	0.87	0.694	n.a.	n.a.	n.a.	n.a.	0.00	0.00
33.460	7.280	0.257	4035.7	2759.0	3.815	4.878	3.46		Clay	100.0			6.88	0.93	n.a.	n.a.	0.86	0.694	n.a.	n.a.	n.a.	n.a.	0.00	0.00
33.630	6.900	0.233	4056.2	2768.9	3.519	4.776	3.49		Clay	100.0			6.52	0.93	n.a.	n.a.	0.86	0.694	n.a.	n.a.	n.a.	n.a.	0.00	0.00
33.790	7.120	0.249	4075.6	2778.3	3.659	4.897	3.48		Clay	100.0			6.73	0.93	n.a.	n.a.	0.86	0.694	n.a.	n.a.	n.a.	n.a.	0.00	0.00
33.960	7.790	0.286	4096.2	2788.3	4.119	4.986	3.44		Clay	100.0			7.36	0.93	n.a.	n.a.	0.86	0.694	n.a.	n.a.	n.a.	n.a.	0.00	0.00
34.120	9.310	0.328	4115.5	2797.6	5.185	4.517	3.33		Clay	100.0			8.80	0.93	n.a.	n.a.	0.86	0.694	n.a.	n.a.	n.a.	n.a.	0.00	0.00
34.280	9.820	0.353	4134.9	2807.0	5.524	4.558	3.31		Clay	100.0			9.28	0.93	n.a.	n.a.	0.86	0.694	n.a.	n.a.	n.a.	n.a.	0.00	0.00
34.450	10.800	0.359	4155.5	2817.0	6.193	4.111	3.25		Clay	100.0			10.21	0.93	n.a.	n.a.	0.86	0.694	n.a.	n.a.	n.a.	n.a.	0.00	0.00
34.610	11.600	0.367	4174.8	2826.3	6.731	3.861	3.20		Clay	100.0			10.96	0.93	n.a.	n.a.	0.86	0.694	n.a.	n.a.	n.a.	n.a.	0.00	0.00
34.780	12.040	0.358	4195.4	2836.3	7.011	3.598	3.17		Clay	100.0			11.38	0.93	n.a.	n.a.	0.86	0.694	n.a.	n.a.	n.a.	n.a.	0.00	0.00
34.940	11.570	0.336	4214.7	2845.7	6.651	3.553	3.18		Clay	100.0			10.94	0.92	n.a.	n.a.	0.86	0.694	n.a.	n.a.	n.a.	n.a.	0.00	0.00
35.100	10.390	0.331	4234.1	2855.1	5.795	4.000	3.26		Clay	100.0			9.82	0.92	n.a.	n.a.	0.86	0.694	n.a.	n.a.	n.a.	n.a.	0.00	0.00
35.270	9.630	0.341	4254.7	2865.0	5.237	4.542	3.33		Clay	100.0			9.10	0.92	n.a.	n.a.	0.85	0.694	n.a.	n.a.	n.a.	n.a.	0.00	0.00
35.430	9.160	0.391	4274.0	2874.4	4.887	5.569	3.41		Clay	100.0			8.66	0.92	n.a.	n.a.	0.85	0.694	n.a.	n.a.	n.a.	n.a.	0.00	0.00
35.600	9.920	0.384	4294.6	2884.4	5.390	4.946	3.34		Clay	100.0			9.38	0.92	n.a.	n.a.	0.85	0.694	n.a.	n.a.	n.a.	n.a.	0.00	0.00
35.760	10.160	0.401	4314.0	2893.7	5.531	5.014	3.34		Clay	100.0			9.60	0.92	n.a.	n.a.	0.85	0.693	n.a.	n.a.	n.a.	n.a.	0.00	0.00
35.930	9.600	0.404	4334.5	2903.7	5.119	5.433	3.38		Clay	100.0			9.07	0.92	n.a.	n.a.	0.85	0.693	n.a.	n.a.	n.a.	n.a.	0.00	0.00
36.090	9.780	0.438	4353.9	2913.1	5.220	5.757	3.39		Clay	100.0			9.24	0.92	n.a.	n.a.	0.85	0.693	n.a.	n.a.	n.a.	n.a.	0.00	0.00
36.250	10.440	0.459	4373.3	2922.5	5.648	5.561	3.35		Clay	100.0			9.87	0.92	n.a.	n.a.	0.85	0.693	n.a.	n.a.	n.a.	n.a.	0.00	0.00
36.420	10.650	0.471	4393.8	2932.4	5.765	5.568	3.35		Clay	100.0			10.07	0.92	n.a.	n.a.	0.85	0.693	n.a.	n.a.	n.a.	n.a.	0.00	0.00
36.580	11.270	0.461	4413.2	2941.8	6.162	5.083	3.30		Clay	100.0			10.65	0.92	n.a.	n.a.	0.85	0.693	n.a.	n.a.	n.a.	n.a.	0.00	0.00
36.750	11.450	0.453	4433.8	2951.8	6.256	4.903	3.29		Clay	100.0			10.82	0.92	n.a.	n.a.	0.85	0.693	n.a.	n.a.	n.a.	n.a.	0.00	0.00
36.910	11.110	0.425	4453.1	2961.1	6.000	4.779	3.29		Clay	100.0			10.50	0.92	n.a.	n.a.	0.85	0.693	n.a.	n.a.	n.a.	n.a.	0.00	0.00
37.070	11.270	0.482	4472.5	2970.5	6.082	5.333	3.32		Clay	100.0			10.65	0.91	n.a.	n.a.	0.84	0.692	n.a.	n.a.	n.a.	n.a.	0.00	0.00
37.240	12.420	0.526	4493.0	2980.5	6.827	5.168	3.27		Clay	100.0			11.74	0.91	n.a.	n.a.	0.84	0.692	n.a.	n.a.	n.a.	n.a.	0.00	0.00
37.400	17.190	0.563	4512.4	2989.8	9.990	3.767	3.05		Clay	100.0			16.25	0.91	n.a.	n.a.	0.84	0.692	n.a.	n.a.	n.a.	n.a.	0.00	0.00
37.570	18.460	0.434	4533.0	2999.8	10.796	2.678	2.94		Clay	98.3			17.45	0.91	n.a.	n.a.	0.84	0.692	n.a.	n.a.	n.a.	n.a.	0.00	0.00
37.730	16.610	0.499	4552.3	3009.2	9.527	3.481	3.05		Clay	100.0			15.70	0.91	n.a.	n.a.	0.84	0.692	n.a.	n.a.	n.a.	n.a.	0.00	0.00
37.890	13.710	0.484	4571.7	3018.6	7.569	4.239	3.18		Clay	100.0			12.96	0.91	n.a.	n.a.	0.84	0.692	n.a.	n.a.	n.a.	n.a.	0.00	0.00
38.060	14.440	0.440	4592.3	3028.5	8.020	3.624	3.12		Clay	100.0			13.65	0.91	n.a.	n.a.	0.84	0.691	n.a.	n.a.	n.a.	n.a.	0.00	0.00
38.220	17.160	0.611	4611.6	3037.9	9.779	4.112	3.08		Clay	100.0			16.22	0.91	n.a.	n.a.	0.84	0.691	n.a.	n.a.	n.a.	n.a.	0.00	0.00
38.390	15.080	0.546	4632.2	3047.9	8.376	4.281	3.15		Clay	100.0			14.25	0.91	n.a.	n.a.	0.84	0.691	n.a.	n.a.	n.a.	n.a.	0.00	0.00
38.550	12.030	0.458	4651.6	3057.2	6.348	4.715	3.27		Clay	100.0			11.37	0.91	n.a.	n.a.	0.84	0.691	n.a.	n.a.	n.a.	n.a.	0.00	0.00
38.710	10.920	0.431	4670.9	3066.6	5.599	5.021	3.33		Clay	100.0			10.32	0.91	n.a.	n.a.	0.84	0.691	n.a.	n.a.	n.a.	n.a.	0.00	0.00
38.880	11.390	0.435	4691.5	3076.6	5.879	4.814	3.30		Clay	100.0			10.77	0.91	n.a.	n.a.	0.84	0.690	n.a.	n.a.	n.a.	n.a.	0.00	0.00
39.040	11.720	0.442	4710.8	3085.9	6.069	4.724	3.29		Clay	100.0			11.08	0.91	n.a.	n.a.	0.83	0.690	n.a.	n.a.	n.a.	n.a.	0.00	0.00
39.210	11.480	0.443	4731.4	3095.9	5.888	4.865	3.31		Clay	100.0			10.85	0.90	n.a.	n.a.	0.83	0.690	n.a.	n.a.	n.a.	n.a.	0.00	0.00
39.370	11.450	0.435	4750.8	3105.3	5.845	4.788	3.30		Clay	100.0			10.82	0.90	n.a.	n.a.	0.83	0.690	n.a.	n.a.	n.a.	n.a.	0.00	0.00
39.530	11.830	0.437	4770.1	3114.7	6.065	4.628	3.28		Clay	100.0			11.18	0.90	n.a.	n.a.	0.83	0.690	n.a.	n.a.	n.a.	n.a.	0.00	0.00
39.700	11.720	0.451	4790.7	3124.6	5.969	4.836	3.30		Clay	100.0			11.08	0.90	n.a.	n.a.	0.83	0.689	n.a.	n.a.	n.a.	n.a.	0.00	0.00
39.860	12.160	0.470	4810.1	3134.0	6.225	4.816	3.28		Clay	100.0			11.49	0.90	n.a.	n.a.	0.83	0.689	n.a.	n.a.	n.a.	n.a.	0.00	0.00
40.030	12.610	0.481	4830.6	3144.0	6.485	4.721	3.26		Clay	100.0			11.92	0.90	n.a.	n.a.	0.83	0.689	n.a.	n.a.	n.a.	n.a.	0.00	0.00
40.190	12.590	0.494	4850.0	3153.3	6.447	4.855	3.27		Clay	100.0			11.90	0.90	n.a.	n.a.	0.83	0.689	n.a.	n.a.	n.a.	n.a.	0.00	0.00
40.350	12.490	0.466	4869.4	3162.7	6.359	4.631	3.27		Clay	100.0			11.81	0.90	n.a.	n.a.	0.83	0.688	n.a.	n.a.	n.a.	n.a.	0.00	0.00
40.520	12.200	0.443	4889.9	3172.7	6.149	4.541	3.27		Clay	100.0			11.53	0.90	n.a.	n.a.	0.83	0.688	n.a.	n.a.	n.a.	n.a.	0.00	0.00
40.680	11.720	0.434	4909.3	3182.0	5.824	4.685	3.30		Clay	100.0			11.08	0.90	n.a.	n.a.	0.83	0.688	n.a.	n.a.	n.a.	n.a.	0.00	0.00
40.850	11.540	0.461	4929.9	3192.0	5.686	5.082	3.33		Clay	100.0			10.91	0.90	n.a.	n.a.	0.82	0.687	n.a.	n.a.	n.a.	n.a.	0.00	0.00
41.010	11.850	0.483	4949.2	3201.4	5.857	5.154	3.32		Clay	100.0			11.20	0.90	n.a.	n.a.	0.82	0.687	n.a.	n.a.	n.a.	n.a.	0.00	0.00
41.170	11.540	0.491	4968.6	3210.8	5.641	5.422	3.35		Clay	100.0			10.91	0.90	n.a.	n.a.	0.82	0.687	n.a.	n.a.	n.a.	n.a.	0.00	0.00
41.340	11.250	0.471	4989.1	3220.7	5.437	5.384	3.36		Clay	100.0			10.63	0.90	n.a.	n.a.	0.82	0.687	n.a.	n.a.	n.a.	n.a.	0.00	0.00
41.500	10.910	0.428	5008.5	3230.1	5.205	5.089	3.36		Clay	100.0			10.31	0.89	n.a.	n.a.	0.82	0.686	n.a.	n.a.	n.a.	n.a.	0.00	0.00
41.670	10.670	0.405	5029.1	3240.1	5.034	4.960	3.37		Clay	100.0			10.09	0.89	n.a.	n.a.	0.82	0.686	n.a.	n.a.	n.a.	n.a.	0.00	0.00
41.830	10.820	0.408	5048.4	3249.4	5.106	4.921	3.36		Clay	100.0			10.23	0.89	n.a.	n.a.	0.82	0.686	n.a.	n.a.	n.a.	n.a.	0.00	0.00
41.990	11.590	0.420	5067.8	3258.8	5.558	4.640	3.31		Clay	100.0			10.95	0.89	n.a.	n.a.	0.82	0.686	n.a.	n.a.	n.a.	n.a.	0.00	0.00
42.160	12.170	0.462	5088.4	3268.8	5.890	4.794	3.30		Clay	100.0			11.50	0.89	n.a.	n.a.	0.82	0.685	n.a.	n.a.	n.a.	n.a.	0.00	0.00
42.320	12.480	0.451	5107.7	3278.2	6.056	4.541	3.28		Clay	100.0			11.80	0.89	n.a.	n.a.	0.82	0.685	n.a.	n.a.	n.a.	n.a.	0.00	0.00
42.490	12.480	0.474	5128.3	3288.1	6.031	4.775	3.29		Clay	100.0			11.80	0.89	n.a.	n.a.	0.82	0.685	n.a.	n.a.	n.a.	n.a.	0.00	0.00
42.650	11.850	0.488	5147.7	3297.5	5.626	5.259	3.34		Clay	100.0			11.20	0.89	n.a.	n.a.	0.81	0.684	n.a.	n.a.	n.a.	n.a.	0.00	0.00
42.810	11.580	0.491	5167.0	3306.9	5.441	5.452	3.36		Clay	100.0			10.95	0.89	n.a.	n.a.	0.81	0.684	n.a.	n.a.	n.a.	n.a.	0.00	0.00
42.980	11.010	0.401	5187.6	3316.8	5.075	4.760	3.35		Clay	100.0			10.41	0.89	n.a.	n.a.	0.81	0.684	n.a.	n.a.	n.a.	n.a.	0.00	0.00
43.140	10.600	0.360	5206.9	3326.2	4.808	4.499	3.36		Clay	100.0			10.02	0.89	n.a.	n.a.	0.81	0.683	n.a.	n.a.	n.a.	n.a.	0.00	0.00
43.310	10.190	0.369	5227.5	3336.2	4.542	4.873	3.40		Clay	100.0			9.63	0.89	n.a.	n.a.	0.81	0.683	n.a.	n.a.	n.a.	n.a.	0.00	0.00
43.470	9.910	0.389	5246.9	3345.5	4.356	5.340	3.44		Clay	100.0			9.37	0.89	n.a.	n.a.	0.81	0.683	n.a.	n.a.	n.a.	n.a.	0.00	0.00
43.640	11.210	0.440	5267.4	3355.5	5.112	5.126	3.37		Clay	100.0			10.60	0.89	n.a.	n.a.	0.81	0.682	n.a.	n.a.	n.a.	n.a.	0.00	0.00
43.800	13.260	0.568	5286.8	3364.9	6.310	5.351	3.31		Clay	100.0			12.53	0.88	n.a.	n.a.	0.81	0.682	n.a.	n.a.	n.a.	n.a.	0.00	0.00
43.960	13.970	0.737	5306.2	3374.3	6.708	6.512	3.34		Clay	100.0			13.20	0.88	n.a.	n.a.	0.81	0.682	n.a.	n.a.	n.a.	n.a.	0.00	0.00

CORNERSTONE EARTH GROUP

CPT No. 6

PGA (A_{max}) 0.75

Total Settlement: 0.01 (Inches)

© 2014 Cornerstone Earth Group, Inc.

Depth (ft)	q_c (tsf)	f_s (tsf)	σ_{vc} (psf)	Insitu σ'_{vc} (psf)	Q	F (%)	I_c	Layer "Plastic" PI > 7	Flag Soil Type	Fines (%)	q_{cN} near interfaces (soft layer)	Thin Layer Factor (K_H)	Interpreted q_{cN}	C_N	q_{c1N}	q_{c1N-CS}	Stress Reduction Coeff, r_d	CSR	K_σ for Sand	$CRR_{M=7.5, \sigma'vc = 1 atm}$	CRR	Factor of Safety (CRR/CSR)	Vertical Strain ε_v	Settlement (Inches)
44.130	18.910	0.841	5326.7	3384.2	9.601	5.175	3.15		Clay	100.0			17.87	0.88	n.a.	n.a.	0.81	0.681	n.a.	n.a.	n.a.	n.a.	0.00	0.00
44.290	18.410	0.914	5346.1	3393.6	9.275	5.810	3.19		Clay	100.0			17.40	0.88	n.a.	n.a.	0.81	0.681	n.a.	n.a.	n.a.	n.a.	0.00	0.00
44.460	17.600	0.811	5366.7	3403.6	8.765	5.434	3.20		Clay	100.0			16.64	0.88	n.a.	n.a.	0.80	0.681	n.a.	n.a.	n.a.	n.a.	0.00	0.00
44.620	16.610	0.719	5386.0	3412.9	8.155	5.163	3.21		Clay	100.0			15.70	0.88	n.a.	n.a.	0.80	0.680	n.a.	n.a.	n.a.	n.a.	0.00	0.00
44.780	14.530	0.605	5405.4	3422.3	6.912	5.114	3.26		Clay	100.0			13.73	0.88	n.a.	n.a.	0.80	0.680	n.a.	n.a.	n.a.	n.a.	0.00	0.00
44.950	12.780	0.532	5426.0	3432.3	5.866	5.284	3.33		Clay	100.0			12.08	0.88	n.a.	n.a.	0.80	0.680	n.a.	n.a.	n.a.	n.a.	0.00	0.00
45.110	11.140	0.439	5445.3	3441.6	4.891	5.211	3.39		Clay	100.0			10.53	0.88	n.a.	n.a.	0.80	0.679	n.a.	n.a.	n.a.	n.a.	0.00	0.00
45.280	9.870	0.364	5465.9	3451.6	4.135	5.106	3.44		Clay	100.0			9.33	0.88	n.a.	n.a.	0.80	0.679	n.a.	n.a.	n.a.	n.a.	0.00	0.00
45.440	9.130	0.317	5485.2	3461.0	3.691	4.963	3.48		Clay	100.0			8.63	0.88	n.a.	n.a.	0.80	0.679	n.a.	n.a.	n.a.	n.a.	0.00	0.00
45.600	9.190	0.325	5504.6	3470.4	3.710	5.051	3.48		Clay	100.0			8.69	0.88	n.a.	n.a.	0.80	0.678	n.a.	n.a.	n.a.	n.a.	0.00	0.00
45.770	9.730	0.314	5525.2	3480.3	4.004	4.504	3.43		Clay	100.0			9.20	0.88	n.a.	n.a.	0.80	0.678	n.a.	n.a.	n.a.	n.a.	0.00	0.00
45.930	9.790	0.365	5544.5	3489.7	4.022	5.194	3.46		Clay	100.0			9.25	0.88	n.a.	n.a.	0.80	0.677	n.a.	n.a.	n.a.	n.a.	0.00	0.00
46.100	10.260	0.455	5565.1	3499.7	4.273	6.080	3.48		Clay	100.0			9.70	0.88	n.a.	n.a.	0.80	0.677	n.a.	n.a.	n.a.	n.a.	0.00	0.00
46.260	12.720	0.579	5584.5	3509.0	5.658	5.835	3.37		Clay	100.0			12.02	0.88	n.a.	n.a.	0.80	0.677	n.a.	n.a.	n.a.	n.a.	0.00	0.00
46.420	17.890	0.740	5603.8	3518.4	8.577	4.902	3.18		Clay	100.0			16.91	0.87	n.a.	n.a.	0.79	0.676	n.a.	n.a.	n.a.	n.a.	0.00	0.00
46.590	22.000	0.773	5624.4	3528.4	10.876	4.029	3.04		Clay	100.0			20.79	0.87	n.a.	n.a.	0.79	0.676	n.a.	n.a.	n.a.	n.a.	0.00	0.00
46.750	21.600	0.728	5643.8	3537.8	10.616	3.876	3.04		Clay	100.0			20.42	0.87	n.a.	n.a.	0.79	0.675	n.a.	n.a.	n.a.	n.a.	0.00	0.00
46.920	18.610	0.632	5664.3	3547.7	8.895	4.006	3.11		Clay	100.0			17.59	0.87	n.a.	n.a.	0.79	0.675	n.a.	n.a.	n.a.	n.a.	0.00	0.00
47.080	16.970	0.585	5683.7	3557.1	7.944	4.141	3.16		Clay	100.0			16.04	0.87	n.a.	n.a.	0.79	0.675	n.a.	n.a.	n.a.	n.a.	0.00	0.00
47.240	15.720	0.534	5703.0	3566.5	7.216	4.149	3.19		Clay	100.0			14.86	0.87	n.a.	n.a.	0.79	0.674	n.a.	n.a.	n.a.	n.a.	0.00	0.00
47.410	14.650	0.544	5723.6	3576.4	6.592	4.612	3.25		Clay	100.0			13.85	0.87	n.a.	n.a.	0.79	0.674	n.a.	n.a.	n.a.	n.a.	0.00	0.00
47.570	15.220	0.595	5743.0	3585.8	6.887	4.822	3.25		Clay	100.0			14.39	0.87	n.a.	n.a.	0.79	0.674	n.a.	n.a.	n.a.	n.a.	0.00	0.00
47.740	17.410	0.560	5763.5	3595.8	8.081	3.852	3.13		Clay	100.0			16.46	0.87	n.a.	n.a.	0.79	0.673	n.a.	n.a.	n.a.	n.a.	0.00	0.00
47.900	15.820	0.520	5782.9	3605.1	7.172	4.023	3.19		Clay	100.0			14.95	0.87	n.a.	n.a.	0.79	0.673	n.a.	n.a.	n.a.	n.a.	0.00	0.00
48.060	13.150	0.450	5802.3	3614.5	5.671	4.392	3.29		Clay	100.0			12.43	0.87	n.a.	n.a.	0.79	0.672	n.a.	n.a.	n.a.	n.a.	0.00	0.00
48.230	12.090	0.435	5822.8	3624.5	5.065	4.738	3.35		Clay	100.0			11.43	0.87	n.a.	n.a.	0.78	0.672	n.a.	n.a.	n.a.	n.a.	0.00	0.00
48.390	11.930	0.424	5842.2	3633.9	4.958	4.703	3.36		Clay	100.0			11.28	0.87	n.a.	n.a.	0.78	0.671	n.a.	n.a.	n.a.	n.a.	0.00	0.00
48.560	11.650	0.425	5862.8	3643.8	4.785	4.869	3.38		Clay	100.0			11.01	0.87	n.a.	n.a.	0.78	0.671	n.a.	n.a.	n.a.	n.a.	0.00	0.00
48.720	12.790	0.445	5882.1	3653.2	5.392	4.517	3.32		Clay	100.0			12.09	0.87	n.a.	n.a.	0.78	0.671	n.a.	n.a.	n.a.	n.a.	0.00	0.00
48.880	13.250	0.512	5901.5	3662.6	5.624	4.971	3.33		Clay	100.0			12.52	0.87	n.a.	n.a.	0.78	0.670	n.a.	n.a.	n.a.	n.a.	0.00	0.00
49.050	18.140	0.616	5922.1	3672.5	8.266	4.057	3.14		Clay	100.0			17.15	0.86	n.a.	n.a.	0.78	0.670	n.a.	n.a.	n.a.	n.a.	0.00	0.00
49.210	20.360	0.681	5941.4	3681.9	9.446	3.919	3.08		Clay	100.0			19.24	0.86	n.a.	n.a.	0.78	0.669	n.a.	n.a.	n.a.	n.a.	0.00	0.00
49.380	17.320	0.732	5962.0	3691.9	7.768	5.105	3.22		Clay	100.0			16.37	0.86	n.a.	n.a.	0.78	0.669	n.a.	n.a.	n.a.	n.a.	0.00	0.00
49.540	17.810	0.862	5981.3	3701.2	8.008	5.815	3.24		Clay	100.0			16.83	0.86	n.a.	n.a.	0.78	0.669	n.a.	n.a.	n.a.	n.a.	0.00	0.00
49.700	21.520	1.065	6000.7	3710.6	9.982	5.750	3.17		Clay	100.0			20.34	0.86	n.a.	n.a.	0.78	0.668	n.a.	n.a.	n.a.	n.a.	0.00	0.00
49.870	25.400	1.202	6021.3	3720.6	12.035	5.368	3.08		Clay	100.0			24.01	0.86	n.a.	n.a.	0.78	0.668	n.a.	n.a.	n.a.	n.a.	0.00	0.00
50.030	21.970	1.041	6040.6	3730.0	10.161	5.494	3.15		Clay	100.0			20.77	0.86	n.a.	n.a.	0.77	0.667	n.a.	n.a.	n.a.	n.a.	0.00	0.00
50.200	17.600	0.728	6061.2	3739.9	7.791	5.000	3.21		Clay	100.0			16.64	0.86	n.a.	n.a.	0.77	0.667	n.a.	n.a.	n.a.	n.a.	0.00	0.00
50.360	14.330	0.539	6080.6	3749.3	6.022	4.775	3.29		Clay	100.0			13.54	0.86	n.a.	n.a.	0.77	0.666	n.a.	n.a.	n.a.	n.a.	0.00	0.00

CORNERSTONE EARTH GROUP

CPT No. 7

PGA (A_{max}) 0.75

Total Settlement: 0.03 (Inches)

© 2014 Cornerstone Earth Group, Inc.

Depth (ft)	q_c (tsf)	f_s (tsf)	σ_{vc} (psf)	Insitu σ'_{vc} (psf)	Q	F (%)	I_c	Layer "Plastic" PI > 7	Flag Soil Type	Fines (%)	q_{cN} near interfaces (soft layer)	Thin Layer Factor (K_H)	Interpreted q_{cN}	C_N	q_{c1N}	q_{c1N-CS}	Stress Reduction Coeff, r_d	CSR	K_σ for Sand	$CRR_{M=7.5, \sigma'vc = 1 atm}$	CRR	Factor of Safety (CRR/CSR)	Vertical Strain ε_v	Settlement (Inches)
20.340	6.900	0.313	2449.7	1891.9	5.999	5.506	3.33		Clay	100.0			6.52	1.03	n.a.	n.a.	0.93	0.661	n.a.	n.a.	n.a.	n.a.	0.00	0.00
20.510	8.520	0.327	2470.3	1901.8	7.661	4.485	3.19		Clay	100.0			8.05	1.03	n.a.	n.a.	0.93	0.662	n.a.	n.a.	n.a.	n.a.	0.00	0.00
20.670	8.990	0.320	2489.7	1911.2	8.105	4.134	3.15		Clay	100.0			8.50	1.03	n.a.	n.a.	0.93	0.663	n.a.	n.a.	n.a.	n.a.	0.00	0.00
20.830	8.370	0.264	2509.0	1920.6	7.410	3.707	3.16		Clay	100.0			7.91	1.03	n.a.	n.a.	0.93	0.664	n.a.	n.a.	n.a.	n.a.	0.00	0.00
21.000	8.820	0.270	2529.6	1930.6	7.827	3.567	3.13		Clay	100.0			8.34	1.02	n.a.	n.a.	0.93	0.665	n.a.	n.a.	n.a.	n.a.	0.00	0.00
21.160	11.110	0.288	2549.0	1939.9	10.140	2.925	2.99		Clay	100.0			10.50	1.02	n.a.	n.a.	0.93	0.666	n.a.	n.a.	n.a.	n.a.	0.00	0.00
21.330	15.080	0.360	2569.5	1949.9	14.150	2.607	2.84		Clay	90.1			14.25	1.02	n.a.	n.a.	0.93	0.667	n.a.	n.a.	n.a.	n.a.	0.00	0.00
21.490	14.480	0.539	2588.9	1959.3	13.460	4.088	2.97		Clay	100.0			13.69	1.02	n.a.	n.a.	0.93	0.668	n.a.	n.a.	n.a.	n.a.	0.00	0.00
21.650	14.620	0.617	2608.3	1968.7	13.528	4.634	3.00		Clay	100.0			13.82	1.02	n.a.	n.a.	0.92	0.669	n.a.	n.a.	n.a.	n.a.	0.00	0.00
21.820	15.760	0.621	2628.8	1978.6	14.602	4.297	2.96		Clay	99.6			14.90	1.02	n.a.	n.a.	0.92	0.670	n.a.	n.a.	n.a.	n.a.	0.00	0.00
21.980	16.430	0.589	2648.2	1988.0	15.197	3.896	2.92		Clay	96.4			15.53	1.02	n.a.	n.a.	0.92	0.671	n.a.	n.a.	n.a.	n.a.	0.00	0.00
22.150	16.000	0.569	2668.8	1998.0	14.681	3.878	2.93		Clay	97.3			15.12	1.02	n.a.	n.a.	0.92	0.671	n.a.	n.a.	n.a.	n.a.	0.00	0.00
22.310	14.720	0.559	2688.1	2007.3	13.327	4.181	2.98		Clay	100.0			13.91	1.01	n.a.	n.a.	0.92	0.672	n.a.	n.a.	n.a.	n.a.	0.00	0.00
22.470	13.190	0.563	2707.5	2016.7	11.738	4.756	3.06		Clay	100.0			12.47	1.01	n.a.	n.a.	0.92	0.673	n.a.	n.a.	n.a.	n.a.	0.00	0.00
22.640	12.200	0.559	2728.0	2026.7	10.693	5.154	3.11		Clay	100.0			11.53	1.01	n.a.	n.a.	0.92	0.674	n.a.	n.a.	n.a.	n.a.	0.00	0.00
22.800	10.820	0.516	2747.4	2036.0	9.279	5.467	3.18		Clay	100.0			10.23	1.01	n.a.	n.a.	0.92	0.674	n.a.	n.a.	n.a.	n.a.	0.00	0.00
22.970	9.370	0.440	2768.0	2046.0	7.806	5.508	3.24		Clay	100.0			8.86	1.01	n.a.	n.a.	0.92	0.675	n.a.	n.a.	n.a.	n.a.	0.00	0.00
23.130	8.290	0.436	2787.3	2055.4	6.711	6.321	3.33		Clay	100.0			7.84	1.01	n.a.	n.a.	0.92	0.676	n.a.	n.a.	n.a.	n.a.	0.00	0.00
23.290	7.310	0.436	2806.7	2064.8	5.721	7.388	3.42		Clay	100.0			6.91	1.01	n.a.	n.a.	0.92	0.677	n.a.	n.a.	n.a.	n.a.	0.00	0.00
23.460	7.250	0.463	2827.3	2074.7	5.626	7.938	3.45		Clay	100.0			6.85	1.01	n.a.	n.a.	0.92	0.677	n.a.	n.a.	n.a.	n.a.	0.00	0.00
23.620	9.090	0.466	2846.6	2084.1	7.357	6.078	3.29		Clay	100.0			8.59	1.00	n.a.	n.a.	0.92	0.678	n.a.	n.a.	n.a.	n.a.	0.00	0.00
23.790	10.940	0.480	2867.2	2094.1	9.079	5.051	3.16		Clay	100.0			10.34	1.00	n.a.	n.a.	0.91	0.679	n.a.	n.a.	n.a.	n.a.	0.00	0.00
23.950	9.920	0.397	2886.6	2103.4	8.060	4.682	3.19		Clay	100.0			9.38	1.00	n.a.	n.a.	0.91	0.679	n.a.	n.a.	n.a.	n.a.	0.00	0.00
24.110	8.190	0.268	2905.9	2112.8	6.377	3.984	3.23		Clay	100.0			7.74	1.00	n.a.	n.a.	0.91	0.680	n.a.	n.a.	n.a.	n.a.	0.00	0.00
24.280	7.410	0.217	2926.5	2122.8	5.603	3.641	3.25		Clay	100.0			7.00	1.00	n.a.	n.a.	0.91	0.680	n.a.	n.a.	n.a.	n.a.	0.00	0.00
24.440	7.060	0.209	2945.8	2132.1	5.241	3.741	3.28		Clay	100.0			6.67	1.00	n.a.	n.a.	0.91	0.681	n.a.	n.a.	n.a.	n.a.	0.00	0.00
24.610	8.410	0.194	2966.4	2142.1	6.467	2.798	3.14		Clay	100.0			7.95	1.00	n.a.	n.a.	0.91	0.682	n.a.	n.a.	n.a.	n.a.	0.00	0.00
24.770	8.550	0.223	2985.8	2151.5	6.560	3.166	3.16		Clay	100.0			8.08	1.00	n.a.	n.a.	0.91	0.682	n.a.	n.a.	n.a.	n.a.	0.00	0.00
24.930	9.280	0.284	3005.1	2160.9	7.198	3.646	3.16		Clay	100.0			8.77	0.99	n.a.	n.a.	0.91	0.683	n.a.	n.a.	n.a.	n.a.	0.00	0.00
25.100	11.440	0.366	3025.7	2170.8	9.146	3.691	3.08		Clay	100.0			10.81	0.99	n.a.	n.a.	0.91	0.683	n.a.	n.a.	n.a.	n.a.	0.00	0.00
25.260	10.780	0.370	3045.1	2180.2	8.492	3.996	3.13		Clay	100.0			10.19	0.99	n.a.	n.a.	0.91	0.684	n.a.	n.a.	n.a.	n.a.	0.00	0.00
25.430	9.890	0.368	3065.6	2190.2	7.632	4.400	3.19		Clay	100.0			9.35	0.99	n.a.	n.a.	0.91	0.684	n.a.	n.a.	n.a.	n.a.	0.00	0.00
25.590	8.820	0.354	3085.0	2199.5	6.617	4.857	3.26		Clay	100.0			8.34	0.99	n.a.	n.a.	0.91	0.685	n.a.	n.a.	n.a.	n.a.	0.00	0.00
25.750	8.800	0.384	3104.4	2208.9	6.562	5.301	3.29		Clay	100.0			8.32	0.99	n.a.	n.a.	0.90	0.685	n.a.	n.a.	n.a.	n.a.	0.00	0.00
25.920	8.660	0.420	3124.9	2218.9	6.397	5.910	3.33		Clay	100.0			8.19	0.99	n.a.	n.a.	0.90	0.686	n.a.	n.a.	n.a.	n.a.	0.00	0.00
26.080	8.590	0.434	3144.3	2228.2	6.299	6.190	3.34		Clay	100.0			8.12	0.99	n.a.	n.a.	0.90	0.686	n.a.	n.a.	n.a.	n.a.	0.00	0.00
26.250	8.520	0.408	3164.9	2238.2	6.199	5.881	3.34		Clay	100.0			8.05	0.99	n.a.	n.a.	0.90	0.686	n.a.	n.a.	n.a.	n.a.	0.00	0.00
26.410	8.340	0.409	3184.2	2247.6	6.005	6.060	3.35		Clay	100.0			7.88	0.98	n.a.	n.a.	0.90	0.687	n.a.	n.a.	n.a.	n.a.	0.00	0.00
26.570	8.390	0.424	3203.6	2257.0	6.015	6.242	3.36		Clay	100.0			7.93	0.98	n.a.	n.a.	0.90	0.687	n.a.	n.a.	n.a.	n.a.	0.00	0.00
26.740	8.530	0.432	3224.1	2266.9	6.103	6.249	3.36		Clay	100.0			8.06	0.98	n.a.	n.a.	0.90	0.688	n.a.	n.a.	n.a.	n.a.	0.00	0.00
26.900	8.620	0.410	3243.5	2276.3	6.149	5.857	3.34		Clay	100.0			8.15	0.98	n.a.	n.a.	0.90	0.688	n.a.	n.a.	n.a.	n.a.	0.00	0.00
27.070	8.590	0.399	3264.1	2286.3	6.087	5.732	3.34		Clay	100.0			8.12	0.98	n.a.	n.a.	0.90	0.688	n.a.	n.a.	n.a.	n.a.	0.00	0.00
27.230	8.590	0.408	3283.4	2295.6	6.053	5.878	3.34		Clay	100.0			8.12	0.98	n.a.	n.a.	0.90	0.689	n.a.	n.a.	n.a.	n.a.	0.00	0.00
27.400	8.680	0.422	3304.0	2305.6	6.096	6.007	3.35		Clay	100.0			8.20	0.98	n.a.	n.a.	0.90	0.689	n.a.	n.a.	n.a.	n.a.	0.00	0.00
27.560	8.480	0.417	3323.4	2315.0	5.891	6.114	3.36		Clay	100.0			8.02	0.98	n.a.	n.a.	0.90	0.689	n.a.	n.a.	n.a.	n.a.	0.00	0.00
27.720	8.260	0.385	3342.7	2324.4	5.669	5.840	3.37		Clay	100.0			7.81	0.98	n.a.	n.a.	0.89	0.690	n.a.	n.a.	n.a.	n.a.	0.00	0.00
27.890	7.710	0.358	3363.3	2334.3	5.165	5.945	3.40		Clay	100.0			7.29	0.97	n.a.	n.a.	0.89	0.690	n.a.	n.a.	n.a.	n.a.	0.00	0.00
28.050	7.810	0.319	3382.7	2343.7	5.221	5.214	3.37		Clay	100.0			7.38	0.97	n.a.	n.a.	0.89	0.690	n.a.	n.a.	n.a.	n.a.	0.00	0.00
28.220	9.520	0.284	3403.2	2353.7	6.644	3.635	3.19		Clay	100.0			9.00	0.97	n.a.	n.a.	0.89	0.691	n.a.	n.a.	n.a.	n.a.	0.00	0.00
28.380	9.550	0.305	3422.6	2363.0	6.634	3.892	3.21		Clay	100.0			9.03	0.97	n.a.	n.a.	0.89	0.691	n.a.	n.a.	n.a.	n.a.	0.00	0.00
28.540	8.940	0.317	3441.9	2372.4	6.086	4.393	3.27		Clay	100.0			8.45	0.97	n.a.	n.a.	0.89	0.691	n.a.	n.a.	n.a.	n.a.	0.00	0.00
28.710	8.830	0.344	3462.5	2382.4	5.959	4.845	3.30		Clay	100.0			8.35	0.97	n.a.	n.a.	0.89	0.691	n.a.	n.a.	n.a.	n.a.	0.00	0.00
28.870	9.610	0.361	3481.9	2391.7	6.580	4.586	3.25		Clay	100.0			9.08	0.97	n.a.	n.a.	0.89	0.692	n.a.	n.a.	n.a.	n.a.	0.00	0.00
29.040	9.400	0.387	3502.4	2401.7	6.369	5.065	3.29		Clay	100.0			8.88	0.97	n.a.	n.a.	0.89	0.692	n.a.	n.a.	n.a.	n.a.	0.00	0.00
29.200	8.900	0.406	3521.8	2411.1	5.922	5.693	3.34		Clay	100.0			8.41	0.97	n.a.	n.a.	0.89	0.692	n.a.	n.a.	n.a.	n.a.	0.00	0.00
29.360	8.700	0.420	3541.2	2420.5	5.726	6.065	3.37		Clay	100.0			8.22	0.97	n.a.	n.a.	0.89	0.692	n.a.	n.a.	n.a.	n.a.	0.00	0.00
29.530	9.230	0.425	3561.7	2430.4	6.130	5.707	3.33		Clay	100.0			8.72	0.96	n.a.	n.a.	0.89	0.692	n.a.	n.a.	n.a.	n.a.	0.00	0.00
29.690	9.560	0.414	3581.1	2439.8	6.369	5.322	3.30		Clay	100.0			9.04	0.96	n.a.	n.a.	0.88	0.693	n.a.	n.a.	n.a.	n.a.	0.00	0.00
29.860	9.310	0.396	3601.7	2449.8	6.131	5.274	3.31		Clay	100.0			8.80	0.96	n.a.	n.a.	0.88	0.693	n.a.	n.a.	n.a.	n.a.	0.00	0.00
30.020	9.320	0.377	3621.0	2459.1	6.107	5.015	3.30		Clay	100.0			8.81	0.96	n.a.	n.a.	0.88	0.693	n.a.	n.a.	n.a.	n.a.	0.00	0.00
30.180	9.230	0.359	3640.4	2468.5	6.003	4.842	3.30		Clay	100.0			8.72	0.96	n.a.	n.a.	0.88	0.693	n.a.	n.a.	n.a.	n.a.	0.00	0.00
30.350	8.550	0.347	3661.0	2478.5	5.422	5.164	3.35		Clay	100.0			8.08	0.96	n.a.	n.a.	0.88	0.693	n.a.	n.a.	n.a.	n.a.	0.00	0.00
30.510	7.980	0.331	3680.3	2487.8	4.936	5.386	3.39		Clay	100.0			7.54	0.96	n.a.	n.a.	0.88	0.693	n.a.	n.a.	n.a.	n.a.	0.00	0.00
30.680	8.520	0.320	3700.9	2497.8	5.340	4.790	3.34		Clay	100.0			8.05	0.96	n.a.	n.a.	0.88	0.693	n.a.	n.a.	n.a.	n.a.	0.00	0.00
30.840	9.330	0.309	3720.2	2507.2	5.959	4.133	3.26		Clay	100.0			8.82	0.96	n.a.	n.a.	0.88	0.694	n.a.	n.a.	n.a.	n.a.	0.00	0.00
31.000	8.920	0.320	3739.6	2516.6	5.603	4.535	3.31		Clay	100.0			8.43	0.96	n.a.	n.a.	0.88	0.694	n.a.	n.a.	n.a.	n.a.	0.00	0.00
31.170	7.880	0.313	3760.2	2526.5	4.750	5.213	3.40		Clay	100.0			7.45	0.95	n.a.	n.a.	0.88	0.694	n.a.	n.a.	n.a.	n.a.	0.00	0.00

CORNERSTONE EARTH GROUP

CPT No. 7

PGA (A_{max}) 0.75

Total Settlement: 0.03 (Inches)

© 2014 Cornerstone Earth Group, Inc.

Depth (ft)	q_c (tsf)	f_s (tsf)	σ_{vc} (psf)	Insitu σ'_{vc} (psf)	Q	F (%)	I_c	Layer "Plastic" PI > 7	Flag Soil Type	Fines (%)	q_{cN} near interfaces (soft layer)	Thin Layer Factor (K_H)	Interpreted q_{cN}	C_N	q_{c1N}	q_{c1N-CS}	Stress Reduction Coeff, r_d	CSR	K_σ for Sand	$CRR_{M=7.5, \sigma'vc = 1 atm}$	CRR	Factor of Safety (CRR/CSR)	Vertical Strain ε_v	Settlement (Inches)
31.330	7.510	0.351	3779.5	2535.9	4.433	6.238	3.47		Clay	100.0			7.10	0.95	n.a.	n.a.	0.88	0.694	n.a.	n.a.	n.a.	n.a.	0.00	0.00
31.500	7.980	0.339	3800.1	2545.9	4.776	5.579	3.41		Clay	100.0			7.54	0.95	n.a.	n.a.	0.87	0.694	n.a.	n.a.	n.a.	n.a.	0.00	0.00
31.660	8.550	0.374	3819.5	2555.2	5.197	5.634	3.39		Clay	100.0			8.08	0.95	n.a.	n.a.	0.87	0.694	n.a.	n.a.	n.a.	n.a.	0.00	0.00
31.820	9.610	0.428	3838.8	2564.6	5.997	5.569	3.33		Clay	100.0			9.08	0.95	n.a.	n.a.	0.87	0.694	n.a.	n.a.	n.a.	n.a.	0.00	0.00
31.990	10.970	0.479	3859.4	2574.6	7.023	5.301	3.27		Clay	100.0			10.37	0.95	n.a.	n.a.	0.87	0.694	n.a.	n.a.	n.a.	n.a.	0.00	0.00
32.150	11.970	0.510	3878.8	2584.0	7.764	5.084	3.22		Clay	100.0			11.31	0.95	n.a.	n.a.	0.87	0.694	n.a.	n.a.	n.a.	n.a.	0.00	0.00
32.320	11.730	0.533	3899.3	2593.9	7.541	5.453	3.25		Clay	100.0			11.09	0.95	n.a.	n.a.	0.87	0.694	n.a.	n.a.	n.a.	n.a.	0.00	0.00
32.480	10.870	0.520	3918.7	2603.3	6.846	5.839	3.30		Clay	100.0			10.27	0.95	n.a.	n.a.	0.87	0.694	n.a.	n.a.	n.a.	n.a.	0.00	0.00
32.640	9.800	0.445	3938.0	2612.7	5.995	5.684	3.34		Clay	100.0			9.26	0.95	n.a.	n.a.	0.87	0.694	n.a.	n.a.	n.a.	n.a.	0.00	0.00
32.810	9.290	0.371	3958.6	2622.6	5.575	5.077	3.34		Clay	100.0			8.78	0.94	n.a.	n.a.	0.87	0.694	n.a.	n.a.	n.a.	n.a.	0.00	0.00
32.970	9.290	0.357	3978.0	2632.0	5.548	4.883	3.33		Clay	100.0			8.78	0.94	n.a.	n.a.	0.87	0.694	n.a.	n.a.	n.a.	n.a.	0.00	0.00
33.140	9.520	0.362	3998.5	2642.0	5.693	4.812	3.31		Clay	100.0			9.00	0.94	n.a.	n.a.	0.87	0.694	n.a.	n.a.	n.a.	n.a.	0.00	0.00
33.300	9.490	0.385	4017.9	2651.3	5.643	5.152	3.34		Clay	100.0			8.97	0.94	n.a.	n.a.	0.87	0.694	n.a.	n.a.	n.a.	n.a.	0.00	0.00
33.460	9.000	0.388	4037.3	2660.7	5.248	5.562	3.38		Clay	100.0			8.51	0.94	n.a.	n.a.	0.86	0.694	n.a.	n.a.	n.a.	n.a.	0.00	0.00
33.630	8.860	0.386	4057.8	2670.7	5.116	5.655	3.39		Clay	100.0			8.37	0.94	n.a.	n.a.	0.86	0.694	n.a.	n.a.	n.a.	n.a.	0.00	0.00
33.790	8.770	0.383	4077.2	2680.1	5.023	5.696	3.40		Clay	100.0			8.29	0.94	n.a.	n.a.	0.86	0.694	n.a.	n.a.	n.a.	n.a.	0.00	0.00
33.960	8.940	0.365	4097.8	2690.0	5.123	5.294	3.38		Clay	100.0			8.45	0.94	n.a.	n.a.	0.86	0.694	n.a.	n.a.	n.a.	n.a.	0.00	0.00
34.120	9.570	0.352	4117.1	2699.4	5.565	4.682	3.32		Clay	100.0			9.05	0.94	n.a.	n.a.	0.86	0.694	n.a.	n.a.	n.a.	n.a.	0.00	0.00
34.280	9.560	0.339	4136.5	2708.8	5.531	4.524	3.31		Clay	100.0			9.04	0.94	n.a.	n.a.	0.86	0.694	n.a.	n.a.	n.a.	n.a.	0.00	0.00
34.450	9.130	0.328	4157.1	2718.7	5.187	4.653	3.34		Clay	100.0			8.63	0.94	n.a.	n.a.	0.86	0.694	n.a.	n.a.	n.a.	n.a.	0.00	0.00
34.610	8.840	0.293	4176.4	2728.1	4.950	4.341	3.34		Clay	100.0			8.36	0.94	n.a.	n.a.	0.86	0.694	n.a.	n.a.	n.a.	n.a.	0.00	0.00
34.780	8.680	0.469	4197.0	2738.1	4.807	7.118	3.47		Clay	100.0			8.20	0.93	n.a.	n.a.	0.86	0.694	n.a.	n.a.	n.a.	n.a.	0.00	0.00
34.940	10.120	0.698	4216.3	2747.4	5.832	8.711	3.46		Clay	100.0			9.57	0.93	n.a.	n.a.	0.86	0.694	n.a.	n.a.	n.a.	n.a.	0.00	0.00
35.100	15.310	0.665	4235.7	2756.8	9.571	5.039	3.14		Clay	100.0			14.47	0.93	n.a.	n.a.	0.86	0.694	n.a.	n.a.	n.a.	n.a.	0.00	0.00
35.270	28.220	0.683	4256.3	2766.8	18.861	2.616	2.74		Clay	82.0			26.67	0.93	n.a.	n.a.	0.85	0.694	n.a.	n.a.	n.a.	n.a.	0.00	0.00
35.430	64.280	0.804	4275.6	2776.2	51.279	1.294	2.21		Sand	39.6		1.8	109.36	0.90	98.61	163.99	0.85	0.694	0.951	0.416	0.731	1.05	0.01	0.01
35.600	64.210	0.997	4296.2	2786.1	51.121	1.606	2.27		Sand	44.3	60.69	1.8	109.24	0.90	98.51	167.30	0.85	0.694	0.949	0.461	0.828	1.19	0.01	0.01
35.760	43.720	0.724	4315.6	2795.5	34.178	1.741	2.43		Sand	57.0	60.69	1.8	109.24	0.90	98.66	173.94	0.85	0.693	0.944	0.577	1.086	1.57	0.00	0.00
35.930	22.970	0.481	4336.1	2805.5	14.830	2.311	2.79		Clay	86.3			21.71	0.93	n.a.	n.a.	0.85	0.693	n.a.	n.a.	n.a.	n.a.	0.00	0.00
36.090	12.920	0.321	4355.5	2814.8	7.633	2.992	3.09		Clay	100.0			12.21	0.93	n.a.	n.a.	0.85	0.693	n.a.	n.a.	n.a.	n.a.	0.00	0.00
36.250	8.860	0.248	4374.9	2824.2	4.725	3.711	3.32		Clay	100.0			8.37	0.93	n.a.	n.a.	0.85	0.693	n.a.	n.a.	n.a.	n.a.	0.00	0.00
36.420	8.420	0.236	4395.4	2834.2	4.391	3.796	3.35		Clay	100.0			7.96	0.93	n.a.	n.a.	0.85	0.693	n.a.	n.a.	n.a.	n.a.	0.00	0.00
36.580	8.430	0.253	4414.8	2843.5	4.377	4.063	3.37		Clay	100.0			7.97	0.92	n.a.	n.a.	0.85	0.693	n.a.	n.a.	n.a.	n.a.	0.00	0.00
36.750	8.540	0.263	4435.4	2853.5	4.431	4.161	3.37		Clay	100.0			8.07	0.92	n.a.	n.a.	0.85	0.693	n.a.	n.a.	n.a.	n.a.	0.00	0.00
36.910	8.420	0.279	4454.7	2862.9	4.326	4.504	3.40		Clay	100.0			7.96	0.92	n.a.	n.a.	0.85	0.693	n.a.	n.a.	n.a.	n.a.	0.00	0.00
37.070	8.480	0.291	4474.1	2872.3	4.347	4.664	3.40		Clay	100.0			8.02	0.92	n.a.	n.a.	0.84	0.692	n.a.	n.a.	n.a.	n.a.	0.00	0.00
37.240	8.560	0.318	4494.6	2882.2	4.380	5.031	3.42		Clay	100.0			8.09	0.92	n.a.	n.a.	0.84	0.692	n.a.	n.a.	n.a.	n.a.	0.00	0.00
37.400	8.670	0.370	4514.0	2891.6	4.436	5.766	3.45		Clay	100.0			8.19	0.92	n.a.	n.a.	0.84	0.692	n.a.	n.a.	n.a.	n.a.	0.00	0.00
37.570	9.120	0.462	4534.6	2901.6	4.723	6.748	3.47		Clay	100.0			8.62	0.92	n.a.	n.a.	0.84	0.692	n.a.	n.a.	n.a.	n.a.	0.00	0.00
37.730	9.930	0.512	4553.9	2910.9	5.258	6.694	3.43		Clay	100.0			9.39	0.92	n.a.	n.a.	0.84	0.692	n.a.	n.a.	n.a.	n.a.	0.00	0.00
37.890	10.510	0.585	4573.3	2920.3	5.632	7.110	3.42		Clay	100.0			9.93	0.92	n.a.	n.a.	0.84	0.692	n.a.	n.a.	n.a.	n.a.	0.00	0.00
38.060	10.260	0.531	4593.9	2930.3	5.435	6.662	3.41		Clay	100.0			9.70	0.92	n.a.	n.a.	0.84	0.691	n.a.	n.a.	n.a.	n.a.	0.00	0.00
38.220	9.940	0.486	4613.2	2939.7	5.193	6.372	3.42		Clay	100.0			9.40	0.92	n.a.	n.a.	0.84	0.691	n.a.	n.a.	n.a.	n.a.	0.00	0.00
38.390	9.690	0.394	4633.8	2949.6	4.999	5.349	3.39		Clay	100.0			9.16	0.92	n.a.	n.a.	0.84	0.691	n.a.	n.a.	n.a.	n.a.	0.00	0.00
38.550	9.420	0.365	4653.2	2959.0	4.794	5.144	3.39		Clay	100.0			8.90	0.92	n.a.	n.a.	0.84	0.691	n.a.	n.a.	n.a.	n.a.	0.00	0.00
38.710	9.310	0.345	4672.5	2968.4	4.699	4.941	3.39		Clay	100.0			8.80	0.91	n.a.	n.a.	0.84	0.691	n.a.	n.a.	n.a.	n.a.	0.00	0.00
38.880	9.520	0.372	4693.1	2978.3	4.817	5.179	3.39		Clay	100.0			9.00	0.91	n.a.	n.a.	0.84	0.690	n.a.	n.a.	n.a.	n.a.	0.00	0.00
39.040	9.620	0.370	4712.4	2987.7	4.862	5.091	3.39		Clay	100.0			9.09	0.91	n.a.	n.a.	0.83	0.690	n.a.	n.a.	n.a.	n.a.	0.00	0.00
39.210	9.830	0.356	4733.0	2997.7	4.980	4.769	3.36		Clay	100.0			9.29	0.91	n.a.	n.a.	0.83	0.690	n.a.	n.a.	n.a.	n.a.	0.00	0.00
39.370	9.820	0.366	4752.4	3007.0	4.951	4.915	3.37		Clay	100.0			9.28	0.91	n.a.	n.a.	0.83	0.690	n.a.	n.a.	n.a.	n.a.	0.00	0.00
39.530	9.860	0.353	4771.7	3016.4	4.956	4.724	3.36		Clay	100.0			9.32	0.91	n.a.	n.a.	0.83	0.690	n.a.	n.a.	n.a.	n.a.	0.00	0.00
39.700	10.730	0.363	4792.3	3026.4	5.507	4.361	3.30		Clay	100.0			10.14	0.91	n.a.	n.a.	0.83	0.689	n.a.	n.a.	n.a.	n.a.	0.00	0.00
39.860	11.150	0.350	4811.7	3035.8	5.761	4.000	3.27		Clay	100.0			10.54	0.91	n.a.	n.a.	0.83	0.689	n.a.	n.a.	n.a.	n.a.	0.00	0.00
40.030	10.960	0.310	4832.2	3045.7	5.610	3.625	3.25		Clay	100.0			10.36	0.91	n.a.	n.a.	0.83	0.689	n.a.	n.a.	n.a.	n.a.	0.00	0.00
40.190	10.520	0.276	4851.6	3055.1	5.299	3.404	3.26		Clay	100.0			9.94	0.91	n.a.	n.a.	0.83	0.689	n.a.	n.a.	n.a.	n.a.	0.00	0.00
40.350	9.860	0.276	4871.0	3064.5	4.846	3.715	3.31		Clay	100.0			9.32	0.91	n.a.	n.a.	0.83	0.688	n.a.	n.a.	n.a.	n.a.	0.00	0.00
40.520	10.290	0.290	4891.5	3074.4	5.103	3.694	3.29		Clay	100.0			9.73	0.91	n.a.	n.a.	0.83	0.688	n.a.	n.a.	n.a.	n.a.	0.00	0.00
40.680	11.580	0.304	4910.9	3083.8	5.918	3.335	3.21		Clay	100.0			10.95	0.91	n.a.	n.a.	0.83	0.688	n.a.	n.a.	n.a.	n.a.	0.00	0.00
40.850	13.620	0.299	4931.5	3093.8	7.211	2.676	3.09		Clay	100.0			12.87	0.90	n.a.	n.a.	0.82	0.687	n.a.	n.a.	n.a.	n.a.	0.00	0.00
41.010	13.480	0.346	4950.8	3103.1	7.093	3.148	3.13		Clay	100.0			12.74	0.90	n.a.	n.a.	0.82	0.687	n.a.	n.a.	n.a.	n.a.	0.00	0.00
41.170	13.800	0.329	4970.2	3112.5	7.271	2.909	3.10		Clay	100.0			13.04	0.90	n.a.	n.a.	0.82	0.687	n.a.	n.a.	n.a.	n.a.	0.00	0.00
41.340	13.330	0.242	4990.7	3122.5	6.940	2.232	3.06		Clay	100.0			12.60	0.90	n.a.	n.a.	0.82	0.687	n.a.	n.a.	n.a.	n.a.	0.00	0.00
41.500	11.440	0.231	5010.1	3131.9	5.706	2.589	3.17		Clay	100.0			10.81	0.90	n.a.	n.a.	0.82	0.686	n.a.	n.a.	n.a.	n.a.	0.00	0.00
41.670	10.270	0.231	5030.7	3141.8	4.936	2.974	3.25		Clay	100.0			9.71	0.90	n.a.	n.a.	0.82	0.686	n.a.	n.a.	n.a.	n.a.	0.00	0.00
41.830	12.070	0.272	5050.0	3151.2	6.058	2.854	3.17		Clay	100.0			11.41	0.90	n.a.	n.a.	0.82	0.686	n.a.	n.a.	n.a.	n.a.	0.00	0.00
41.990	13.920	0.331	5069.4	3160.6	7.205	2.908	3.11		Clay	100.0			13.16	0.90	n.a.	n.a.	0.82	0.686	n.a.	n.a.	n.a.	n.a.	0.00	0.00
42.160	14.440	0.374	5090.0	3170.5	7.503	3.140	3.11		Clay	100.0			13.65	0.90	n.a.	n.a.	0.82	0.685	n.a.	n.a.	n.a.	n.a.	0.00	0.00

CORNERSTONE EARTH GROUP

CPT No. 7

PGA (A_{max}) 0.75

Total Settlement: 0.03 (Inches)

© 2014 Cornerstone Earth Group, Inc.

Depth (ft)	q_c (tsf)	f_s (tsf)	σ_{vc} (psf)	Insitu σ'_{vc} (psf)	Q	F (%)	I_c	Layer "Plastic" PI > 7	Flag Soil Type	Fines (%)	q_{cN} near interfaces (soft layer)	Thin Layer Factor (K_H)	Interpreted q_{cN}	C_N	q_{c1N}	q_{c1N-CS}	Stress Reduction Coeff, r_d	CSR	K_σ for Sand	$CRR_{M=7.5, \sigma'vc = 1 atm}$	CRR	Factor of Safety (CRR/CSR)	Vertical Strain ε_v	Settlement (Inches)
42.320	14.110	0.411	5109.3	3179.9	7.268	3.553	3.15		Clay	100.0			13.34	0.90	n.a.	n.a.	0.82	0.685	n.a.	n.a.	n.a.	n.a.	0.00	0.00
42.490	13.850	0.350	5129.9	3189.9	7.076	3.097	3.13		Clay	100.0			13.09	0.90	n.a.	n.a.	0.82	0.685	n.a.	n.a.	n.a.	n.a.	0.00	0.00
42.650	12.680	0.340	5149.3	3199.3	6.317	3.360	3.19		Clay	100.0			11.98	0.90	n.a.	n.a.	0.81	0.684	n.a.	n.a.	n.a.	n.a.	0.00	0.00
42.810	11.060	0.323	5168.6	3208.6	5.283	3.811	3.28		Clay	100.0			10.45	0.90	n.a.	n.a.	0.81	0.684	n.a.	n.a.	n.a.	n.a.	0.00	0.00
42.980	9.530	0.311	5189.2	3218.6	4.310	4.487	3.40		Clay	100.0			9.01	0.90	n.a.	n.a.	0.81	0.684	n.a.	n.a.	n.a.	n.a.	0.00	0.00
43.140	8.880	0.307	5208.5	3228.0	3.888	4.890	3.46		Clay	100.0			8.39	0.89	n.a.	n.a.	0.81	0.683	n.a.	n.a.	n.a.	n.a.	0.00	0.00
43.310	8.440	0.306	5229.1	3237.9	3.598	5.258	3.50		Clay	100.0			7.98	0.89	n.a.	n.a.	0.81	0.683	n.a.	n.a.	n.a.	n.a.	0.00	0.00
43.470	8.290	0.299	5248.5	3247.3	3.490	5.274	3.51		Clay	100.0			7.84	0.89	n.a.	n.a.	0.81	0.683	n.a.	n.a.	n.a.	n.a.	0.00	0.00
43.640	7.410	0.300	5269.0	3257.3	2.932	6.274	3.62		Clay	100.0			7.00	0.89	n.a.	n.a.	0.81	0.682	n.a.	n.a.	n.a.	n.a.	0.00	0.00
43.800	7.370	0.298	5288.4	3266.6	2.893	6.304	3.62		Clay	100.0			6.97	0.89	n.a.	n.a.	0.81	0.682	n.a.	n.a.	n.a.	n.a.	0.00	0.00
43.960	8.100	0.315	5307.8	3276.0	3.325	5.782	3.55		Clay	100.0			7.66	0.89	n.a.	n.a.	0.81	0.682	n.a.	n.a.	n.a.	n.a.	0.00	0.00
44.130	8.250	0.320	5328.3	3286.0	3.400	5.729	3.54		Clay	100.0			7.80	0.89	n.a.	n.a.	0.81	0.681	n.a.	n.a.	n.a.	n.a.	0.00	0.00
44.290	8.040	0.291	5347.7	3295.4	3.257	5.414	3.54		Clay	100.0			7.60	0.89	n.a.	n.a.	0.81	0.681	n.a.	n.a.	n.a.	n.a.	0.00	0.00
44.460	9.030	0.350	5368.3	3305.3	3.840	5.515	3.49		Clay	100.0			8.53	0.89	n.a.	n.a.	0.80	0.681	n.a.	n.a.	n.a.	n.a.	0.00	0.00
44.620	10.800	0.457	5387.6	3314.7	4.891	5.640	3.41		Clay	100.0			10.21	0.89	n.a.	n.a.	0.80	0.680	n.a.	n.a.	n.a.	n.a.	0.00	0.00
44.780	11.760	0.548	5407.0	3324.1	5.449	6.053	3.39		Clay	100.0			11.12	0.89	n.a.	n.a.	0.80	0.680	n.a.	n.a.	n.a.	n.a.	0.00	0.00
44.950	11.630	0.564	5427.6	3334.0	5.349	6.328	3.41		Clay	100.0			10.99	0.89	n.a.	n.a.	0.80	0.680	n.a.	n.a.	n.a.	n.a.	0.00	0.00
45.110	10.980	0.571	5446.9	3343.4	4.939	6.910	3.46		Clay	100.0			10.38	0.89	n.a.	n.a.	0.80	0.679	n.a.	n.a.	n.a.	n.a.	0.00	0.00
45.280	13.750	0.596	5467.5	3353.4	6.570	5.406	3.29		Clay	100.0			13.00	0.89	n.a.	n.a.	0.80	0.679	n.a.	n.a.	n.a.	n.a.	0.00	0.00
45.440	15.040	0.577	5486.8	3362.7	7.313	4.695	3.22		Clay	100.0			14.22	0.88	n.a.	n.a.	0.80	0.679	n.a.	n.a.	n.a.	n.a.	0.00	0.00
45.600	16.100	0.561	5506.2	3372.1	7.916	4.199	3.16		Clay	100.0			15.22	0.88	n.a.	n.a.	0.80	0.678	n.a.	n.a.	n.a.	n.a.	0.00	0.00
45.770	14.200	0.565	5526.8	3382.1	6.763	4.940	3.26		Clay	100.0			13.42	0.88	n.a.	n.a.	0.80	0.678	n.a.	n.a.	n.a.	n.a.	0.00	0.00
45.930	14.280	0.472	5546.1	3391.5	6.786	4.101	3.21		Clay	100.0			13.50	0.88	n.a.	n.a.	0.80	0.677	n.a.	n.a.	n.a.	n.a.	0.00	0.00
46.100	13.270	0.427	5566.7	3401.4	6.166	4.071	3.25		Clay	100.0			12.54	0.88	n.a.	n.a.	0.80	0.677	n.a.	n.a.	n.a.	n.a.	0.00	0.00
46.260	14.200	0.418	5586.1	3410.8	6.689	3.662	3.19		Clay	100.0			13.42	0.88	n.a.	n.a.	0.80	0.677	n.a.	n.a.	n.a.	n.a.	0.00	0.00
46.420	13.490	0.400	5605.4	3420.2	6.250	3.739	3.22		Clay	100.0			12.75	0.88	n.a.	n.a.	0.79	0.676	n.a.	n.a.	n.a.	n.a.	0.00	0.00
46.590	11.860	0.379	5626.0	3430.1	5.275	4.185	3.31		Clay	100.0			11.21	0.88	n.a.	n.a.	0.79	0.676	n.a.	n.a.	n.a.	n.a.	0.00	0.00
46.750	11.790	0.354	5645.4	3439.5	5.214	3.950	3.30		Clay	100.0			11.14	0.88	n.a.	n.a.	0.79	0.675	n.a.	n.a.	n.a.	n.a.	0.00	0.00
46.920	12.360	0.354	5665.9	3449.5	5.524	3.719	3.26		Clay	100.0			11.68	0.88	n.a.	n.a.	0.79	0.675	n.a.	n.a.	n.a.	n.a.	0.00	0.00
47.080	11.450	0.354	5685.3	3458.8	4.977	4.114	3.32		Clay	100.0			10.82	0.88	n.a.	n.a.	0.79	0.675	n.a.	n.a.	n.a.	n.a.	0.00	0.00
47.240	10.450	0.395	5704.6	3468.2	4.381	5.198	3.43		Clay	100.0			9.88	0.88	n.a.	n.a.	0.79	0.674	n.a.	n.a.	n.a.	n.a.	0.00	0.00
47.410	9.330	0.405	5725.2	3478.2	3.719	6.258	3.53		Clay	100.0			8.82	0.88	n.a.	n.a.	0.79	0.674	n.a.	n.a.	n.a.	n.a.	0.00	0.00
47.570	9.580	0.402	5744.6	3487.6	3.847	5.987	3.51		Clay	100.0			9.05	0.88	n.a.	n.a.	0.79	0.674	n.a.	n.a.	n.a.	n.a.	0.00	0.00
47.740	10.040	0.432	5765.1	3497.5	4.093	6.040	3.49		Clay	100.0			9.49	0.88	n.a.	n.a.	0.79	0.673	n.a.	n.a.	n.a.	n.a.	0.00	0.00
47.900	10.580	0.580	5784.5	3506.9	4.384	7.544	3.52		Clay	100.0			10.00	0.88	n.a.	n.a.	0.79	0.673	n.a.	n.a.	n.a.	n.a.	0.00	0.00
48.060	13.700	0.598	5803.9	3516.3	6.142	5.538	3.32		Clay	100.0			12.95	0.87	n.a.	n.a.	0.79	0.672	n.a.	n.a.	n.a.	n.a.	0.00	0.00
48.230	14.350	0.527	5824.4	3526.2	6.487	4.607	3.26		Clay	100.0			13.56	0.87	n.a.	n.a.	0.78	0.672	n.a.	n.a.	n.a.	n.a.	0.00	0.00
48.390	11.420	0.453	5843.8	3535.6	4.807	5.334	3.40		Clay	100.0			10.79	0.87	n.a.	n.a.	0.78	0.671	n.a.	n.a.	n.a.	n.a.	0.00	0.00
48.560	12.100	0.406	5864.4	3545.6	5.171	4.427	3.33		Clay	100.0			11.44	0.87	n.a.	n.a.	0.78	0.671	n.a.	n.a.	n.a.	n.a.	0.00	0.00
48.720	12.440	0.385	5883.7	3555.0	5.344	4.049	3.30		Clay	100.0			11.76	0.87	n.a.	n.a.	0.78	0.671	n.a.	n.a.	n.a.	n.a.	0.00	0.00
48.880	11.720	0.365	5903.1	3564.3	4.920	4.162	3.33		Clay	100.0			11.08	0.87	n.a.	n.a.	0.78	0.670	n.a.	n.a.	n.a.	n.a.	0.00	0.00
49.050	11.300	0.434	5923.7	3574.3	4.666	5.200	3.41		Clay	100.0			10.68	0.87	n.a.	n.a.	0.78	0.670	n.a.	n.a.	n.a.	n.a.	0.00	0.00
49.210	13.660	0.478	5943.0	3583.7	5.965	4.468	3.28		Clay	100.0			12.91	0.87	n.a.	n.a.	0.78	0.669	n.a.	n.a.	n.a.	n.a.	0.00	0.00
49.380	20.410	0.640	5963.6	3593.6	9.700	3.675	3.06		Clay	100.0			19.29	0.87	n.a.	n.a.	0.78	0.669	n.a.	n.a.	n.a.	n.a.	0.00	0.00
49.540	22.220	0.849	5982.9	3603.0	10.674	4.417	3.07		Clay	100.0			21.00	0.87	n.a.	n.a.	0.78	0.669	n.a.	n.a.	n.a.	n.a.	0.00	0.00
49.700	22.040	0.741	6002.3	3612.4	10.541	3.892	3.04		Clay	100.0			20.83	0.87	n.a.	n.a.	0.78	0.668	n.a.	n.a.	n.a.	n.a.	0.00	0.00
49.870	38.500	0.733	6022.9	3622.3	19.594	2.064	2.66		Clay	76.1			36.39	0.87	n.a.	n.a.	0.78	0.668	n.a.	n.a.	n.a.	n.a.	0.00	0.00
50.030	38.230	0.830	6042.2	3631.7	19.390	2.357	2.70		Clay	79.1			36.13	0.87	n.a.	n.a.	0.77	0.667	n.a.	n.a.	n.a.	n.a.	0.00	0.00
50.200	22.230	0.772	6062.8	3641.7	10.544	4.023	3.05		Clay	100.0			21.01	0.87	n.a.	n.a.	0.77	0.667	n.a.	n.a.	n.a.	n.a.	0.00	0.00
50.360	22.660	0.629	6082.2	3651.1	10.747	3.207	2.99		Clay	100.0			21.42	0.87	n.a.	n.a.	0.77	0.666	n.a.	n.a.	n.a.	n.a.	0.00	0.00
50.520	23.960	0.646	6101.5	3660.4	11.424	3.088	2.96		Clay	99.5			22.65	0.87	n.a.	n.a.	0.77	0.666	n.a.	n.a.	n.a.	n.a.	0.00	0.00
50.690	22.370	0.692	6122.1	3670.4	10.521	3.581	3.02		Clay	100.0			21.14	0.86	n.a.	n.a.	0.77	0.665	n.a.	n.a.	n.a.	n.a.	0.00	0.00
50.850	22.990	0.806	6141.5	3679.8	10.826	4.044	3.04		Clay	100.0			21.73	0.86	n.a.	n.a.	0.77	0.665	n.a.	n.a.	n.a.	n.a.	0.00	0.00
51.020	24.920	1.124	6162.0	3689.7	11.838	5.145	3.08		Clay	100.0			23.55	0.86	n.a.	n.a.	0.77	0.665	n.a.	n.a.	n.a.	n.a.	0.00	0.00
51.180	30.530	1.093	6181.4	3699.1	14.836	3.984	2.93		Clay	97.6			28.86	0.86	n.a.	n.a.	0.77	0.664	n.a.	n.a.	n.a.	n.a.	0.00	0.00
51.350	30.750	0.909	6202.0	3709.1	14.909	3.288	2.88		Clay	93.4			29.06	0.86	n.a.	n.a.	0.77	0.664	n.a.	n.a.	n.a.	n.a.	0.00	0.00
51.510	23.340	0.657	6221.3	3718.4	10.881	3.246	2.99		Clay	100.0			22.06	0.86	n.a.	n.a.	0.77	0.663	n.a.	n.a.	n.a.	n.a.	0.00	0.00
51.670	19.900	0.441	6240.7	3727.8	9.002	2.630	3.00		Clay	100.0			18.81	0.86	n.a.	n.a.	0.77	0.663	n.a.	n.a.	n.a.	n.a.	0.00	0.00
51.840	18.340	0.499	6261.2	3737.8	8.138	3.282	3.09		Clay	100.0			17.33	0.86	n.a.	n.a.	0.77	0.662	n.a.	n.a.	n.a.	n.a.	0.00	0.00
52.000	20.790	0.570	6280.6	3747.2	9.420	3.232	3.04		Clay	100.0			19.65	0.86	n.a.	n.a.	0.76	0.662	n.a.	n.a.	n.a.	n.a.	0.00	0.00
52.170	23.060	0.671	6301.2	3757.1	10.598	3.371	3.01		Clay	100.0			21.80	0.86	n.a.	n.a.	0.76	0.661	n.a.	n.a.	n.a.	n.a.	0.00	0.00
52.330	22.870	0.770	6320.5	3766.5	10.466	3.905	3.05		Clay	100.0			21.62	0.86	n.a.	n.a.	0.76	0.661	n.a.	n.a.	n.a.	n.a.	0.00	0.00
52.490	23.520	0.868	6339.9	3775.9	10.779	4.264	3.06		Clay	100.0			22.23	0.86	n.a.	n.a.	0.76	0.661	n.a.	n.a.	n.a.	n.a.	0.00	0.00
52.660	24.580	0.921	6360.5	3785.8	11.305	4.303	3.05		Clay	100.0			23.23	0.86	n.a.	n.a.	0.76	0.660	n.a.	n.a.	n.a.	n.a.	0.00	0.00
52.820	24.910	0.905	6379.8	3795.2	11.446	4.165	3.03		Clay	100.0			23.54	0.86	n.a.	n.a.	0.76	0.660	n.a.	n.a.	n.a.	n.a.	0.00	0.00
52.990	24.020	0.878	6400.4	3805.2	10.943	4.217	3.05		Clay	100.0			22.70	0.86	n.a.	n.a.	0.76	0.659	n.a.	n.a.	n.a.	n.a.	0.00	0.00
53.150	22.640	0.825	6419.8	3814.6	10.187	4.246	3.08		Clay	100.0			21.40	0.86	n.a.	n.a.	0.76	0.659	n.a.	n.a.	n.a.	n.a.	0.00	0.00

CORNERSTONE EARTH GROUP

CPT No. 7

PGA (A_{max}) 0.75

Total Settlement: 0.03 (Inches)

© 2014 Cornerstone Earth Group, Inc.

Depth (ft)	q_c (tsf)	f_s (tsf)	σ_{vc} (psf)	Insitu σ'_{vc} (psf)	Q	F (%)	I_c	Layer "Plastic" PI > 7	Flag Soil Type	Fines (%)	q_{cN} near interfaces (soft layer)	Thin Layer Factor (K_H)	Interpreted q_{cN}	C_N	q_{c1N}	q_{c1N-CS}	Stress Reduction Coeff, r_d	CSR	K_σ for Sand	$CRR_{M=7.5, \sigma'vc = 1 atm}$	CRR	Factor of Safety (CRR/CSR)	Vertical Strain ε_v	Settlement (Inches)
53.310	21.900	2.061	6439.1	3823.9	9.770	11.033	3.36		Clay	100.0			20.70	0.86	n.a.	n.a.	0.76	0.658	n.a.	n.a.	n.a.	n.a.	0.00	0.00
53.480	21.810	3.204	6459.7	3833.9	9.693	17.243	3.49		Clay	100.0			20.61	0.85	n.a.	n.a.	0.76	0.658	n.a.	n.a.	n.a.	n.a.	0.00	0.00
53.640	145.410	3.861	6479.0	3843.3	99.708	2.716	2.21		Sand	40.1			137.44	0.81	111.04	179.83	0.76	0.657	0.874	0.721	1.315	2.00	0.00	0.00
53.810	78.830	3.705	6499.6	3853.2	39.230	4.902	2.68		Clay	77.2			74.51	0.85	n.a.	n.a.	0.76	0.657	n.a.	n.a.	n.a.	n.a.	0.00	0.00
53.970	51.750	2.769	6519.0	3862.6	25.108	5.710	2.86		Clay	92.0			48.91	0.85	n.a.	n.a.	0.75	0.656	n.a.	n.a.	n.a.	n.a.	0.00	0.00
54.130	39.010	1.568	6538.3	3872.0	18.461	4.387	2.89		Clay	93.8			36.87	0.85	n.a.	n.a.	0.75	0.656	n.a.	n.a.	n.a.	n.a.	0.00	0.00
54.300	27.800	1.090	6558.9	3881.9	12.633	4.443	3.02		Clay	100.0			26.28	0.85	n.a.	n.a.	0.75	0.655	n.a.	n.a.	n.a.	n.a.	0.00	0.00
54.460	23.660	0.893	6578.3	3891.3	10.470	4.385	3.08		Clay	100.0			22.36	0.85	n.a.	n.a.	0.75	0.655	n.a.	n.a.	n.a.	n.a.	0.00	0.00
54.630	23.470	0.915	6598.8	3901.3	10.341	4.537	3.09		Clay	100.0			22.18	0.85	n.a.	n.a.	0.75	0.654	n.a.	n.a.	n.a.	n.a.	0.00	0.00
54.790	21.570	1.035	6618.2	3910.7	9.339	5.668	3.18		Clay	100.0			20.39	0.85	n.a.	n.a.	0.75	0.654	n.a.	n.a.	n.a.	n.a.	0.00	0.00
54.950	22.050	0.936	6637.6	3920.0	9.557	4.999	3.14		Clay	100.0			20.84	0.85	n.a.	n.a.	0.75	0.654	n.a.	n.a.	n.a.	n.a.	0.00	0.00
55.120	30.240	1.144	6658.1	3930.0	13.695	4.250	2.98		Clay	100.0			28.58	0.85	n.a.	n.a.	0.75	0.653	n.a.	n.a.	n.a.	n.a.	0.00	0.00
55.280	24.840	1.129	6677.5	3939.4	10.916	5.249	3.11		Clay	100.0			23.48	0.85	n.a.	n.a.	0.75	0.653	n.a.	n.a.	n.a.	n.a.	0.00	0.00
55.450	27.990	0.865	6698.1	3949.3	12.479	3.511	2.96		Clay	99.7			26.46	0.85	n.a.	n.a.	0.75	0.652	n.a.	n.a.	n.a.	n.a.	0.00	0.00
55.610	29.660	0.805	6717.4	3958.7	13.288	3.060	2.90		Clay	95.1			28.03	0.85	n.a.	n.a.	0.75	0.652	n.a.	n.a.	n.a.	n.a.	0.00	0.00
55.770	21.740	0.549	6736.8	3968.1	9.260	2.986	3.02		Clay	100.0			20.55	0.85	n.a.	n.a.	0.74	0.651	n.a.	n.a.	n.a.	n.a.	0.00	0.00
55.940	18.350	0.354	6757.3	3978.0	7.527	2.362	3.04		Clay	100.0			17.34	0.85	n.a.	n.a.	0.74	0.651	n.a.	n.a.	n.a.	n.a.	0.00	0.00
56.100	15.470	0.328	6776.7	3987.4	6.060	2.712	3.16		Clay	100.0			14.62	0.85	n.a.	n.a.	0.74	0.650	n.a.	n.a.	n.a.	n.a.	0.00	0.00
56.270	12.530	0.404	6797.3	3997.4	4.569	4.420	3.37		Clay	100.0			11.84	0.85	n.a.	n.a.	0.74	0.650	n.a.	n.a.	n.a.	n.a.	0.00	0.00
56.430	15.040	0.535	6816.6	4006.8	5.806	4.599	3.30		Clay	100.0			14.22	0.84	n.a.	n.a.	0.74	0.649	n.a.	n.a.	n.a.	n.a.	0.00	0.00
56.590	17.010	0.572	6836.0	4016.1	6.769	4.205	3.22		Clay	100.0			16.08	0.84	n.a.	n.a.	0.74	0.649	n.a.	n.a.	n.a.	n.a.	0.00	0.00
56.760	15.250	0.581	6856.6	4026.1	5.873	4.910	3.31		Clay	100.0			14.41	0.84	n.a.	n.a.	0.74	0.648	n.a.	n.a.	n.a.	n.a.	0.00	0.00
56.920	13.010	0.456	6875.9	4035.5	4.744	4.768	3.38		Clay	100.0			12.30	0.84	n.a.	n.a.	0.74	0.648	n.a.	n.a.	n.a.	n.a.	0.00	0.00
57.090	13.170	0.450	6896.5	4045.4	4.806	4.628	3.37		Clay	100.0			12.45	0.84	n.a.	n.a.	0.74	0.647	n.a.	n.a.	n.a.	n.a.	0.00	0.00
57.250	13.400	0.452	6915.9	4054.8	4.904	4.542	3.35		Clay	100.0			12.67	0.84	n.a.	n.a.	0.74	0.647	n.a.	n.a.	n.a.	n.a.	0.00	0.00
57.410	13.990	0.458	6935.2	4064.2	5.178	4.349	3.32		Clay	100.0			13.22	0.84	n.a.	n.a.	0.74	0.646	n.a.	n.a.	n.a.	n.a.	0.00	0.00
57.580	14.200	0.461	6955.8	4074.1	5.263	4.296	3.32		Clay	100.0			13.42	0.84	n.a.	n.a.	0.74	0.646	n.a.	n.a.	n.a.	n.a.	0.00	0.00
57.740	14.700	0.467	6975.1	4083.5	5.492	4.168	3.29		Clay	100.0			13.89	0.84	n.a.	n.a.	0.73	0.645	n.a.	n.a.	n.a.	n.a.	0.00	0.00
57.910	15.320	0.455	6995.7	4093.5	5.776	3.847	3.25		Clay	100.0			14.48	0.84	n.a.	n.a.	0.73	0.645	n.a.	n.a.	n.a.	n.a.	0.00	0.00
58.070	15.500	0.459	7015.1	4102.9	5.846	3.828	3.25		Clay	100.0			14.65	0.84	n.a.	n.a.	0.73	0.644	n.a.	n.a.	n.a.	n.a.	0.00	0.00
58.230	15.140	0.446	7034.4	4112.2	5.653	3.836	3.26		Clay	100.0			14.31	0.84	n.a.	n.a.	0.73	0.644	n.a.	n.a.	n.a.	n.a.	0.00	0.00
58.400	15.320	0.428	7055.0	4122.2	5.721	3.626	3.24		Clay	100.0			14.48	0.84	n.a.	n.a.	0.73	0.643	n.a.	n.a.	n.a.	n.a.	0.00	0.00
58.560	15.010	0.500	7074.4	4131.6	5.554	4.360	3.30		Clay	100.0			14.19	0.84	n.a.	n.a.	0.73	0.643	n.a.	n.a.	n.a.	n.a.	0.00	0.00
58.730	15.310	0.608	7094.9	4141.5	5.680	5.168	3.33		Clay	100.0			14.47	0.84	n.a.	n.a.	0.73	0.642	n.a.	n.a.	n.a.	n.a.	0.00	0.00
58.890	16.740	0.670	7114.3	4150.9	6.352	5.082	3.29		Clay	100.0			15.82	0.84	n.a.	n.a.	0.73	0.642	n.a.	n.a.	n.a.	n.a.	0.00	0.00
59.060	18.130	0.741	7134.9	4160.9	7.000	5.090	3.26		Clay	100.0			17.14	0.84	n.a.	n.a.	0.73	0.641	n.a.	n.a.	n.a.	n.a.	0.00	0.00
59.220	20.530	0.868	7154.2	4170.3	8.130	5.122	3.21		Clay	100.0			19.40	0.84	n.a.	n.a.	0.73	0.641	n.a.	n.a.	n.a.	n.a.	0.00	0.00
59.380	22.720	1.021	7173.6	4179.6	9.155	5.335	3.18		Clay	100.0			21.47	0.84	n.a.	n.a.	0.73	0.640	n.a.	n.a.	n.a.	n.a.	0.00	0.00
59.550	23.480	1.061	7194.2	4189.6	9.492	5.335	3.16		Clay	100.0			22.19	0.84	n.a.	n.a.	0.73	0.640	n.a.	n.a.	n.a.	n.a.	0.00	0.00
59.710	22.690	0.990	7213.5	4199.0	9.089	5.188	3.17		Clay	100.0			21.45	0.83	n.a.	n.a.	0.73	0.639	n.a.	n.a.	n.a.	n.a.	0.00	0.00
59.880	21.140	0.925	7234.1	4208.9	8.327	5.277	3.21		Clay	100.0			19.98	0.83	n.a.	n.a.	0.72	0.639	n.a.	n.a.	n.a.	n.a.	0.00	0.00
60.040	20.290	0.865	7253.4	4218.3	7.900	5.192	3.22		Clay	100.0			19.18	0.83	n.a.	n.a.	0.72	0.638	n.a.	n.a.	n.a.	n.a.	0.00	0.00
60.200	21.060	0.804	7272.8	4227.7	8.243	4.614	3.17		Clay	100.0			19.91	0.83	n.a.	n.a.	0.72	0.638	n.a.	n.a.	n.a.	n.a.	0.00	0.00
60.370	19.640	0.715	7293.4	4237.6	7.548	4.471	3.20		Clay	100.0			18.56	0.83	n.a.	n.a.	0.72	0.637	n.a.	n.a.	n.a.	n.a.	0.00	0.00
60.530	17.860	0.672	7312.7	4247.0	6.689	4.730	3.25		Clay	100.0			16.88	0.83	n.a.	n.a.	0.72	0.637	n.a.	n.a.	n.a.	n.a.	0.00	0.00
60.700	17.460	0.662	7333.3	4257.0	6.480	4.797	3.27		Clay	100.0			16.50	0.83	n.a.	n.a.	0.72	0.636	n.a.	n.a.	n.a.	n.a.	0.00	0.00
60.860	19.110	0.752	7352.7	4266.4	7.235	4.872	3.23		Clay	100.0			18.06	0.83	n.a.	n.a.	0.72	0.636	n.a.	n.a.	n.a.	n.a.	0.00	0.00
61.020	21.300	0.975	7372.0	4275.7	8.239	5.533	3.22		Clay	100.0			20.13	0.83	n.a.	n.a.	0.72	0.635	n.a.	n.a.	n.a.	n.a.	0.00	0.00
61.190	28.610	1.545	7392.6	4285.7	11.626	6.201	3.14		Clay	100.0			27.04	0.83	n.a.	n.a.	0.72	0.635	n.a.	n.a.	n.a.	n.a.	0.00	0.00
61.350	47.450	2.567	7412.0	4295.1	20.369	5.868	2.94		Clay	97.9			44.85	0.83	n.a.	n.a.	0.72	0.634	n.a.	n.a.	n.a.	n.a.	0.00	0.00
61.520	72.070	3.692	7432.5	4305.0	31.755	5.401	2.77		Clay	84.8			68.12	0.83	n.a.	n.a.	0.72	0.634	n.a.	n.a.	n.a.	n.a.	0.00	0.00
61.680	89.290	4.737	7451.9	4314.4	39.664	5.536	2.71		Clay	80.0			84.40	0.83	n.a.	n.a.	0.72	0.633	n.a.	n.a.	n.a.	n.a.	0.00	0.00
61.840	108.740	4.602	7471.2	4323.8	69.430	4.382	2.47		Sand	60.9			102.78	0.75	76.80	147.33	0.71	0.633	0.888	0.272	0.396	0.63	0.02	0.00
62.010	131.060	4.091	7491.8	4333.7	84.085	3.213	2.32		Sand	48.4			123.88	0.76	94.32	164.46	0.71	0.632	0.869	0.422	0.680	1.08	0.01	0.00
62.170	178.250	3.339	7511.2	4343.1	115.121	1.914	2.06		Sand	27.7			168.48	0.78	131.64	189.94	0.71	0.632	0.831	1.121	2.050	3.24	0.00	0.00
62.340	207.830	2.749	7531.7	4353.1	134.475	1.347	1.90		Sand	15.2			196.44	0.77	151.82	180.00	0.71	0.631	0.847	0.726	1.286	2.04	0.00	0.00
62.500	207.600	2.617	7551.1	4362.5	134.172	1.284	1.89		Sand	14.1			196.22	0.77	150.68	174.65	0.71	0.631	0.855	0.592	1.014	1.61	0.00	0.00
62.660	200.130	2.434	7570.5	4371.8	129.110	1.240	1.89		Sand	14.2			189.16	0.76	144.10	167.95	0.71	0.630	0.863	0.471	0.773	1.23	0.01	0.00
62.830	206.340	2.643	7591.0	4381.8	133.035	1.305	1.90		Sand	14.7			195.03	0.77	149.72	175.85	0.71	0.630	0.852	0.619	1.066	1.69	0.00	0.00
62.990	208.840	2.300	7610.4	4391.2	134.527	1.122	1.85		Sand	10.8			197.39	0.75	148.86	160.45	0.71	0.629	0.872	0.376	0.590	0.94	0.01	0.00
63.160	215.710	1.632	7631.0	4401.1	138.870	0.770	1.73		Sand	1.3			203.88	0.75	152.14	152.14	0.71	0.629	0.881	0.303	0.452	0.72	0.02	0.00
63.320	227.500	0.782	7650.3	4410.5	146.435	0.350	1.51		Sand	0.0			215.03	0.75	162.21	162.21	0.71	0.628	0.869	0.395	0.626	1.00	0.01	0.00
63.480	217.720	1.711	7669.7	4419.9	139.877	0.800	1.74		Sand	1.9			205.78	0.75	153.56	153.56	0.71	0.628	0.878	0.314	0.472	0.75	0.02	0.00
63.650	136.570	2.053	7690.3	4429.9	86.702	1.547	2.08		Sand	29.5			129.08	0.74	95.81	149.87	0.71	0.627	0.882	0.288	0.423	0.67	0.02	0.00
63.810	58.750	1.638	7709.6	4439.2	24.732	2.983	2.68		Clay	77.4			55.53	0.82	n.a.	n.a.	0.71	0.627	n.a.	n.a.	n.a.	n.a.	0.00	0.00
63.980	34.810	1.178	7730.2	4449.2	13.910	3.806	2.94		Clay	98.4			32.90	0.82	n.a.	n.a.	0.70	0.626	n.a.	n.a.	n.a.	n.a.	0.00	0.00
64.140	21.060	0.700	7749.5	4458.6	7.709	4.074	3.17		Clay	100.0			19.91	0.82	n.a.	n.a.	0.70	0.626	n.a.	n.a.	n.a.	n.a.	0.00	0.00

CORNERSTONE EARTH GROUP

CPT No. 7

PGA (A_{max}) 0.75

Total Settlement: 0.03 (Inches)

© 2014 Cornerstone Earth Group, Inc.

Depth (ft)	q_c (tsf)	f_s (tsf)	σ_{vc} (psf)	Insitu σ'_{vc} (psf)	Q	F (%)	I_c	Layer "Plastic" PI > 7	Flag Soil Type	Fines (%)	q_{cN} near interfaces (soft layer)	Thin Layer Factor (K_H)	Interpreted q_{cN}	C_N	q_{c1N}	q_{c1N-CS}	Stress Reduction Coeff, r_d	CSR	K_σ for Sand	$CRR_{M=7.5, \sigma'vc = 1 atm}$	CRR	Factor of Safety (CRR/CSR)	Vertical Strain ε_v	Settlement (Inches)
64.300	17.660	0.496	7768.9	4467.9	6.166	3.597	3.21		Clay	100.0			16.69	0.82	n.a.	n.a.	0.70	0.625	n.a.	n.a.	n.a.	n.a.	0.00	0.00
64.470	18.240	0.623	7789.5	4477.9	6.407	4.342	3.25		Clay	100.0			17.24	0.82	n.a.	n.a.	0.70	0.625	n.a.	n.a.	n.a.	n.a.	0.00	0.00
64.630	18.880	0.707	7808.8	4487.3	6.675	4.719	3.25		Clay	100.0			17.84	0.82	n.a.	n.a.	0.70	0.624	n.a.	n.a.	n.a.	n.a.	0.00	0.00
64.800	21.960	0.772	7829.4	4497.2	8.025	4.280	3.16		Clay	100.0			20.76	0.82	n.a.	n.a.	0.70	0.624	n.a.	n.a.	n.a.	n.a.	0.00	0.00
64.960	24.820	0.753	7848.8	4506.6	9.273	3.603	3.07		Clay	100.0			23.46	0.82	n.a.	n.a.	0.70	0.623	n.a.	n.a.	n.a.	n.a.	0.00	0.00
65.120	21.770	0.655	7868.1	4516.0	7.899	3.674	3.13		Clay	100.0			20.58	0.82	n.a.	n.a.	0.70	0.623	n.a.	n.a.	n.a.	n.a.	0.00	0.00
65.290	19.550	0.641	7888.7	4526.0	6.896	4.106	3.21		Clay	100.0			18.48	0.82	n.a.	n.a.	0.70	0.622	n.a.	n.a.	n.a.	n.a.	0.00	0.00
65.450	21.310	0.654	7908.1	4535.3	7.654	3.769	3.15		Clay	100.0			20.14	0.82	n.a.	n.a.	0.70	0.622	n.a.	n.a.	n.a.	n.a.	0.00	0.00
65.620	21.790	0.712	7928.6	4545.3	7.844	3.994	3.15		Clay	100.0			20.60	0.82	n.a.	n.a.	0.70	0.621	n.a.	n.a.	n.a.	n.a.	0.00	0.00
65.780	21.690	0.728	7948.0	4554.7	7.779	4.109	3.16		Clay	100.0			20.50	0.82	n.a.	n.a.	0.70	0.621	n.a.	n.a.	n.a.	n.a.	0.00	0.00
65.940	22.620	0.832	7967.3	4564.0	8.167	4.464	3.17		Clay	100.0			21.38	0.82	n.a.	n.a.	0.70	0.620	n.a.	n.a.	n.a.	n.a.	0.00	0.00
66.110	22.330	0.914	7987.9	4574.0	8.017	4.983	3.20		Clay	100.0			21.11	0.82	n.a.	n.a.	0.69	0.620	n.a.	n.a.	n.a.	n.a.	0.00	0.00
66.270	22.840	0.865	8007.3	4583.4	8.219	4.591	3.17		Clay	100.0			21.59	0.82	n.a.	n.a.	0.69	0.619	n.a.	n.a.	n.a.	n.a.	0.00	0.00
66.440	22.820	0.840	8027.8	4593.3	8.188	4.467	3.17		Clay	100.0			21.57	0.82	n.a.	n.a.	0.69	0.619	n.a.	n.a.	n.a.	n.a.	0.00	0.00
66.600	23.160	0.851	8047.2	4602.7	8.315	4.445	3.16		Clay	100.0			21.89	0.81	n.a.	n.a.	0.69	0.618	n.a.	n.a.	n.a.	n.a.	0.00	0.00
66.770	23.770	0.717	8067.8	4612.7	8.557	3.631	3.10		Clay	100.0			22.47	0.81	n.a.	n.a.	0.69	0.618	n.a.	n.a.	n.a.	n.a.	0.00	0.00
66.930	26.030	0.674	8087.1	4622.1	9.514	3.067	3.02		Clay	100.0			24.60	0.81	n.a.	n.a.	0.69	0.617	n.a.	n.a.	n.a.	n.a.	0.00	0.00
67.090	24.620	0.681	8106.5	4631.4	8.881	3.309	3.06		Clay	100.0			23.27	0.81	n.a.	n.a.	0.69	0.617	n.a.	n.a.	n.a.	n.a.	0.00	0.00
67.260	21.260	0.590	8127.1	4641.4	7.410	3.433	3.14		Clay	100.0			20.09	0.81	n.a.	n.a.	0.69	0.616	n.a.	n.a.	n.a.	n.a.	0.00	0.00
67.420	20.470	0.577	8146.4	4650.8	7.051	3.517	3.16		Clay	100.0			19.35	0.81	n.a.	n.a.	0.69	0.616	n.a.	n.a.	n.a.	n.a.	0.00	0.00
67.590	18.630	0.525	8167.0	4660.7	6.242	3.609	3.21		Clay	100.0			17.61	0.81	n.a.	n.a.	0.69	0.615	n.a.	n.a.	n.a.	n.a.	0.00	0.00
67.750	18.430	0.520	8186.4	4670.1	6.140	3.628	3.22		Clay	100.0			17.42	0.81	n.a.	n.a.	0.69	0.615	n.a.	n.a.	n.a.	n.a.	0.00	0.00
67.910	18.120	0.530	8205.7	4679.5	5.991	3.783	3.24		Clay	100.0			17.13	0.81	n.a.	n.a.	0.69	0.614	n.a.	n.a.	n.a.	n.a.	0.00	0.00
68.080	18.170	0.540	8226.3	4689.4	5.995	3.844	3.24		Clay	100.0			17.17	0.81	n.a.	n.a.	0.69	0.614	n.a.	n.a.	n.a.	n.a.	0.00	0.00
68.240	19.220	0.516	8245.6	4698.8	6.426	3.415	3.19		Clay	100.0			18.17	0.81	n.a.	n.a.	0.68	0.613	n.a.	n.a.	n.a.	n.a.	0.00	0.00
68.410	20.420	0.494	8266.2	4708.8	6.918	3.034	3.13		Clay	100.0			19.30	0.81	n.a.	n.a.	0.68	0.613	n.a.	n.a.	n.a.	n.a.	0.00	0.00
68.570	19.240	0.515	8285.6	4718.2	6.400	3.410	3.19		Clay	100.0			18.19	0.81	n.a.	n.a.	0.68	0.612	n.a.	n.a.	n.a.	n.a.	0.00	0.00
68.730	17.700	0.538	8304.9	4727.5	5.731	3.973	3.27		Clay	100.0			16.73	0.81	n.a.	n.a.	0.68	0.612	n.a.	n.a.	n.a.	n.a.	0.00	0.00
68.900	17.710	0.553	8325.5	4737.5	5.719	4.084	3.27		Clay	100.0			16.74	0.81	n.a.	n.a.	0.68	0.611	n.a.	n.a.	n.a.	n.a.	0.00	0.00
69.060	17.840	0.566	8344.9	4746.9	5.759	4.143	3.27		Clay	100.0			16.86	0.81	n.a.	n.a.	0.68	0.611	n.a.	n.a.	n.a.	n.a.	0.00	0.00
69.230	18.890	0.508	8365.4	4756.8	6.184	3.453	3.20		Clay	100.0			17.85	0.81	n.a.	n.a.	0.68	0.610	n.a.	n.a.	n.a.	n.a.	0.00	0.00
69.390	20.620	0.540	8384.8	4766.2	6.893	3.288	3.15		Clay	100.0			19.49	0.81	n.a.	n.a.	0.68	0.610	n.a.	n.a.	n.a.	n.a.	0.00	0.00
69.550	20.120	0.663	8404.2	4775.6	6.666	4.164	3.22		Clay	100.0			19.02	0.81	n.a.	n.a.	0.68	0.609	n.a.	n.a.	n.a.	n.a.	0.00	0.00
69.720	20.980	0.733	8424.7	4785.6	7.008	4.372	3.22		Clay	100.0			19.83	0.81	n.a.	n.a.	0.68	0.609	n.a.	n.a.	n.a.	n.a.	0.00	0.00
69.880	21.620	0.729	8444.1	4794.9	7.257	4.188	3.19		Clay	100.0			20.43	0.81	n.a.	n.a.	0.68	0.608	n.a.	n.a.	n.a.	n.a.	0.00	0.00
70.050	21.580	0.642	8464.7	4804.9	7.221	3.701	3.17		Clay	100.0			20.40	0.81	n.a.	n.a.	0.68	0.608	n.a.	n.a.	n.a.	n.a.	0.00	0.00
70.210	19.940	0.547	8484.0	4814.3	6.521	3.483	3.19		Clay	100.0			18.85	0.81	n.a.	n.a.	0.68	0.607	n.a.	n.a.	n.a.	n.a.	0.00	0.00
70.370	18.230	0.547	8503.4	4823.6	5.796	3.915	3.26		Clay	100.0			17.23	0.80	n.a.	n.a.	0.68	0.607	n.a.	n.a.	n.a.	n.a.	0.00	0.00
70.540	18.180	0.544	8523.9	4833.6	5.759	3.911	3.26		Clay	100.0			17.18	0.80	n.a.	n.a.	0.67	0.606	n.a.	n.a.	n.a.	n.a.	0.00	0.00
70.700	19.190	0.546	8543.3	4843.0	6.161	3.661	3.22		Clay	100.0			18.14	0.80	n.a.	n.a.	0.67	0.606	n.a.	n.a.	n.a.	n.a.	0.00	0.00
70.870	18.490	0.529	8563.9	4852.9	5.855	3.721	3.24		Clay	100.0			17.48	0.80	n.a.	n.a.	0.67	0.605	n.a.	n.a.	n.a.	n.a.	0.00	0.00
71.030	18.630	0.489	8583.2	4862.3	5.898	3.408	3.22		Clay	100.0			17.61	0.80	n.a.	n.a.	0.67	0.605	n.a.	n.a.	n.a.	n.a.	0.00	0.00
71.190	19.240	0.522	8602.6	4871.7	6.133	3.497	3.21		Clay	100.0			18.19	0.80	n.a.	n.a.	0.67	0.604	n.a.	n.a.	n.a.	n.a.	0.00	0.00
71.360	20.000	0.547	8623.2	4881.7	6.427	3.489	3.19		Clay	100.0			18.90	0.80	n.a.	n.a.	0.67	0.604	n.a.	n.a.	n.a.	n.a.	0.00	0.00
71.520	20.580	0.540	8642.5	4891.0	6.648	3.319	3.17		Clay	100.0			19.45	0.80	n.a.	n.a.	0.67	0.604	n.a.	n.a.	n.a.	n.a.	0.00	0.00
71.690	20.900	0.649	8663.1	4901.0	6.761	3.919	3.20		Clay	100.0			19.75	0.80	n.a.	n.a.	0.67	0.603	n.a.	n.a.	n.a.	n.a.	0.00	0.00
71.850	21.200	0.688	8682.5	4910.4	6.867	4.079	3.21		Clay	100.0			20.04	0.80	n.a.	n.a.	0.67	0.603	n.a.	n.a.	n.a.	n.a.	0.00	0.00
72.010	21.440	0.672	8701.8	4919.7	6.947	3.929	3.19		Clay	100.0			20.26	0.80	n.a.	n.a.	0.67	0.602	n.a.	n.a.	n.a.	n.a.	0.00	0.00
72.180	22.010	0.640	8722.4	4929.7	7.160	3.626	3.16		Clay	100.0			20.80	0.80	n.a.	n.a.	0.67	0.602	n.a.	n.a.	n.a.	n.a.	0.00	0.00
72.340	22.400	0.672	8741.7	4939.1	7.301	3.728	3.16		Clay	100.0			21.17	0.80	n.a.	n.a.	0.67	0.601	n.a.	n.a.	n.a.	n.a.	0.00	0.00
72.510	23.520	0.659	8762.3	4949.0	7.734	3.441	3.12		Clay	100.0			22.23	0.80	n.a.	n.a.	0.67	0.601	n.a.	n.a.	n.a.	n.a.	0.00	0.00
72.670	24.910	0.839	8781.7	4958.4	8.276	4.088	3.14		Clay	100.0			23.54	0.80	n.a.	n.a.	0.67	0.600	n.a.	n.a.	n.a.	n.a.	0.00	0.00
72.830	26.510	0.871	8801.0	4967.8	8.901	3.938	3.11		Clay	100.0			25.06	0.80	n.a.	n.a.	0.66	0.600	n.a.	n.a.	n.a.	n.a.	0.00	0.00
73.000	28.040	0.919	8821.6	4977.8	9.494	3.890	3.08		Clay	100.0			26.50	0.80	n.a.	n.a.	0.66	0.599	n.a.	n.a.	n.a.	n.a.	0.00	0.00
73.160	28.160	0.877	8841.0	4987.1	9.520	3.693	3.07		Clay	100.0			26.62	0.80	n.a.	n.a.	0.66	0.599	n.a.	n.a.	n.a.	n.a.	0.00	0.00
73.330	28.180	0.864	8861.5	4997.1	9.505	3.638	3.06		Clay	100.0			26.64	0.80	n.a.	n.a.	0.66	0.598	n.a.	n.a.	n.a.	n.a.	0.00	0.00
73.490	26.260	0.921	8880.9	5006.5	8.717	4.221	3.13		Clay	100.0			24.82	0.80	n.a.	n.a.	0.66	0.598	n.a.	n.a.	n.a.	n.a.	0.00	0.00
73.650	26.010	0.933	8900.3	5015.9	8.597	4.326	3.14		Clay	100.0			24.58	0.80	n.a.	n.a.	0.66	0.597	n.a.	n.a.	n.a.	n.a.	0.00	0.00
73.820	26.960	0.823	8920.8	5025.8	8.954	3.658	3.09		Clay	100.0			25.48	0.80	n.a.	n.a.	0.66	0.597	n.a.	n.a.	n.a.	n.a.	0.00	0.00
73.980	26.850	0.801	8940.2	5035.2	8.889	3.580	3.08		Clay	100.0			25.38	0.80	n.a.	n.a.	0.66	0.596	n.a.	n.a.	n.a.	n.a.	0.00	0.00
74.150	25.300	0.758	8960.8	5045.2	8.253	3.642	3.11		Clay	100.0			23.91	0.80	n.a.	n.a.	0.66	0.596	n.a.	n.a.	n.a.	n.a.	0.00	0.00
74.310	25.840	0.770	8980.1	5054.5	8.448	3.607	3.10		Clay	100.0			24.42	0.79	n.a.	n.a.	0.66	0.595	n.a.	n.a.	n.a.	n.a.	0.00	0.00
74.480	25.920	0.752	9000.7	5064.5	8.459	3.512	3.10		Clay	100.0			24.50	0.79	n.a.	n.a.	0.66	0.595	n.a.	n.a.	n.a.	n.a.	0.00	0.00
74.640	25.640	0.696	9020.0	5073.9	8.329	3.293	3.09		Clay	100.0			24.23	0.79	n.a.	n.a.	0.66	0.594	n.a.	n.a.	n.a.	n.a.	0.00	0.00
74.800	24.890	0.891	9039.4	5083.2	8.015	4.374	3.17		Clay	100.0			23.53	0.79	n.a.	n.a.	0.66	0.594	n.a.	n.a.	n.a.	n.a.	0.00	0.00
74.970	23.300	0.944	9060.0	5093.2	7.371	5.027	3.23		Clay	100.0			22.02	0.79	n.a.	n.a.	0.66	0.594	n.a.	n.a.	n.a.	n.a.	0.00	0.00
75.130	30.120	0.863	9079.3	5102.6	10.026	3.373	3.03		Clay	100.0			28.47	0.79	n.a.	n.a.	0.66	0.593	n.a.	n.a.	n.a.	n.a.	0.00	0.00

CORNERSTONE EARTH GROUP

CPT No. 7

PGA (A_{max}) 0.75

Total Settlement: 0.03 (Inches)

© 2014 Cornerstone Earth Group, Inc.

Depth (ft)	q_c (tsf)	f_s (tsf)	σ_{vc} (psf)	Insitu σ'_{vc} (psf)	Q	F (%)	I_c	Layer "Plastic" PI > 7	Flag Soil Type	Fines (%)	q_{cN} near interfaces (soft layer)	Thin Layer Factor (K_H)	Interpreted q_{cN}	C_N	q_{c1N}	q_{c1N-CS}	Stress Reduction Coeff, r_d	CSR	K_σ for Sand	$CRR_{M=7.5, \sigma'vc = 1 atm}$	CRR	Factor of Safety (CRR/CSR)	Vertical Strain ε_v	Settlement (Inches)
75.300	31.690	0.727	9099.9	5112.5	10.617	2.678	2.95		Clay	98.8			29.95	0.79	n.a.	n.a.	0.65	0.593	n.a.	n.a.	n.a.	n.a.	0.00	0.00
75.460	30.300	0.850	9119.3	5121.9	10.051	3.303	3.02		Clay	100.0			28.64	0.79	n.a.	n.a.	0.65	0.592	n.a.	n.a.	n.a.	n.a.	0.00	0.00
75.620	27.280	0.957	9138.6	5131.3	8.852	4.215	3.13		Clay	100.0			25.78	0.79	n.a.	n.a.	0.65	0.592	n.a.	n.a.	n.a.	n.a.	0.00	0.00
75.790	36.250	0.983	9159.2	5141.3	12.320	3.104	2.93		Clay	97.5			34.26	0.79	n.a.	n.a.	0.65	0.591	n.a.	n.a.	n.a.	n.a.	0.00	0.00
75.950	44.860	1.111	9178.6	5150.6	15.637	2.758	2.82		Clay	88.4			42.40	0.79	n.a.	n.a.	0.65	0.591	n.a.	n.a.	n.a.	n.a.	0.00	0.00
76.120	32.370	1.048	9199.1	5160.6	10.763	3.774	3.03		Clay	100.0			30.60	0.79	n.a.	n.a.	0.65	0.590	n.a.	n.a.	n.a.	n.a.	0.00	0.00
76.280	32.480	0.902	9218.5	5170.0	10.782	3.236	2.99		Clay	100.0			30.70	0.79	n.a.	n.a.	0.65	0.590	n.a.	n.a.	n.a.	n.a.	0.00	0.00
76.440	30.290	0.896	9237.8	5179.3	9.913	3.490	3.04		Clay	100.0			28.63	0.79	n.a.	n.a.	0.65	0.589	n.a.	n.a.	n.a.	n.a.	0.00	0.00
76.610	28.070	0.927	9258.4	5189.3	9.034	3.953	3.10		Clay	100.0			26.53	0.79	n.a.	n.a.	0.65	0.589	n.a.	n.a.	n.a.	n.a.	0.00	0.00
76.770	27.780	0.942	9277.8	5198.7	8.903	4.070	3.11		Clay	100.0			26.26	0.79	n.a.	n.a.	0.65	0.589	n.a.	n.a.	n.a.	n.a.	0.00	0.00
76.940	26.970	0.840	9298.3	5208.6	8.571	3.764	3.11		Clay	100.0			25.49	0.79	n.a.	n.a.	0.65	0.588	n.a.	n.a.	n.a.	n.a.	0.00	0.00
77.100	24.350	0.683	9317.7	5218.0	7.547	3.466	3.13		Clay	100.0			23.02	0.79	n.a.	n.a.	0.65	0.588	n.a.	n.a.	n.a.	n.a.	0.00	0.00
77.260	22.260	0.529	9337.1	5227.4	6.730	3.005	3.14		Clay	100.0			21.04	0.79	n.a.	n.a.	0.65	0.587	n.a.	n.a.	n.a.	n.a.	0.00	0.00
77.430	19.790	0.405	9357.6	5237.4	5.771	2.681	3.17		Clay	100.0			18.71	0.79	n.a.	n.a.	0.65	0.587	n.a.	n.a.	n.a.	n.a.	0.00	0.00
77.590	19.530	0.393	9377.0	5246.7	5.657	2.650	3.18		Clay	100.0			18.46	0.79	n.a.	n.a.	0.65	0.586	n.a.	n.a.	n.a.	n.a.	0.00	0.00
77.760	19.660	0.406	9397.6	5256.7	5.692	2.715	3.18		Clay	100.0			18.58	0.79	n.a.	n.a.	0.65	0.586	n.a.	n.a.	n.a.	n.a.	0.00	0.00
77.920	20.760	0.436	9416.9	5266.1	6.096	2.717	3.15		Clay	100.0			19.62	0.79	n.a.	n.a.	0.64	0.585	n.a.	n.a.	n.a.	n.a.	0.00	0.00
78.080	20.530	0.459	9436.3	5275.4	5.995	2.904	3.18		Clay	100.0			19.40	0.79	n.a.	n.a.	0.64	0.585	n.a.	n.a.	n.a.	n.a.	0.00	0.00
78.250	20.330	0.427	9456.9	5285.4	5.904	2.737	3.17		Clay	100.0			19.22	0.79	n.a.	n.a.	0.64	0.584	n.a.	n.a.	n.a.	n.a.	0.00	0.00
78.410	19.900	0.450	9476.2	5294.8	5.727	2.969	3.20		Clay	100.0			18.81	0.79	n.a.	n.a.	0.64	0.584	n.a.	n.a.	n.a.	n.a.	0.00	0.00
78.580	19.950	0.444	9496.8	5304.7	5.731	2.920	3.19		Clay	100.0			18.86	0.78	n.a.	n.a.	0.64	0.584	n.a.	n.a.	n.a.	n.a.	0.00	0.00
78.740	20.680	0.457	9516.1	5314.1	5.992	2.871	3.17		Clay	100.0			19.55	0.78	n.a.	n.a.	0.64	0.583	n.a.	n.a.	n.a.	n.a.	0.00	0.00
78.900	21.030	0.565	9535.5	5323.5	6.110	3.471	3.21		Clay	100.0			19.88	0.78	n.a.	n.a.	0.64	0.583	n.a.	n.a.	n.a.	n.a.	0.00	0.00
79.070	22.550	0.581	9556.1	5333.5	6.664	3.267	3.16		Clay	100.0			21.31	0.78	n.a.	n.a.	0.64	0.582	n.a.	n.a.	n.a.	n.a.	0.00	0.00
79.230	24.040	0.678	9575.4	5342.8	7.207	3.522	3.15		Clay	100.0			22.72	0.78	n.a.	n.a.	0.64	0.582	n.a.	n.a.	n.a.	n.a.	0.00	0.00
79.400	24.790	0.858	9596.0	5352.8	7.470	4.293	3.19		Clay	100.0			23.43	0.78	n.a.	n.a.	0.64	0.581	n.a.	n.a.	n.a.	n.a.	0.00	0.00
79.560	29.060	0.990	9615.4	5362.2	9.046	4.082	3.11		Clay	100.0			27.47	0.78	n.a.	n.a.	0.64	0.581	n.a.	n.a.	n.a.	n.a.	0.00	0.00
79.720	32.570	1.108	9634.7	5371.6	10.333	3.993	3.06		Clay	100.0			30.78	0.78	n.a.	n.a.	0.64	0.581	n.a.	n.a.	n.a.	n.a.	0.00	0.00
79.890	29.510	1.100	9655.3	5381.5	9.173	4.457	3.13		Clay	100.0			27.89	0.78	n.a.	n.a.	0.64	0.580	n.a.	n.a.	n.a.	n.a.	0.00	0.00
80.050	28.090	1.020	9674.7	5390.9	8.627	4.388	3.14		Clay	100.0			26.55	0.78	n.a.	n.a.	0.64	0.580	n.a.	n.a.	n.a.	n.a.	0.00	0.00
80.220	30.490	0.950	9695.2	5400.9	9.496	3.706	3.07		Clay	100.0			28.82	0.78	n.a.	n.a.	0.64	0.579	n.a.	n.a.	n.a.	n.a.	0.00	0.00
80.380	29.390	0.874	9714.6	5410.2	9.069	3.564	3.07		Clay	100.0			27.78	0.78	n.a.	n.a.	0.64	0.579	n.a.	n.a.	n.a.	n.a.	0.00	0.00
80.540	27.820	0.729	9733.9	5419.6	8.470	3.175	3.07		Clay	100.0			26.29	0.78	n.a.	n.a.	0.63	0.578	n.a.	n.a.	n.a.	n.a.	0.00	0.00
80.710	25.690	0.583	9754.5	5429.6	7.666	2.802	3.08		Clay	100.0			24.28	0.78	n.a.	n.a.	0.63	0.578	n.a.	n.a.	n.a.	n.a.	0.00	0.00
80.870	22.260	0.508	9773.9	5438.9	6.388	2.923	3.15		Clay	100.0			21.04	0.78	n.a.	n.a.	0.63	0.578	n.a.	n.a.	n.a.	n.a.	0.00	0.00
81.040	21.660	0.443	9794.4	5448.9	6.153	2.643	3.14		Clay	100.0			20.47	0.78	n.a.	n.a.	0.63	0.577	n.a.	n.a.	n.a.	n.a.	0.00	0.00
81.200	22.940	0.491	9813.8	5458.3	6.608	2.725	3.12		Clay	100.0			21.68	0.78	n.a.	n.a.	0.63	0.577	n.a.	n.a.	n.a.	n.a.	0.00	0.00
81.360	22.930	0.627	9833.2	5467.7	6.589	3.480	3.18		Clay	100.0			21.67	0.78	n.a.	n.a.	0.63	0.576	n.a.	n.a.	n.a.	n.a.	0.00	0.00
81.530	26.880	0.647	9853.7	5477.6	8.016	2.948	3.07		Clay	100.0			25.41	0.78	n.a.	n.a.	0.63	0.576	n.a.	n.a.	n.a.	n.a.	0.00	0.00
81.690	32.170	0.615	9873.1	5487.0	9.927	2.257	2.93		Clay	97.5			30.41	0.78	n.a.	n.a.	0.63	0.575	n.a.	n.a.	n.a.	n.a.	0.00	0.00
81.860	29.990	0.646	9893.7	5497.0	9.112	2.581	2.99		Clay	100.0			28.35	0.78	n.a.	n.a.	0.63	0.575	n.a.	n.a.	n.a.	n.a.	0.00	0.00
82.020	27.310	0.737	9913.0	5506.3	8.119	3.297	3.09		Clay	100.0			25.81	0.78	n.a.	n.a.	0.63	0.575	n.a.	n.a.	n.a.	n.a.	0.00	0.00
82.190	25.440	0.677	9933.6	5516.3	7.423	3.305	3.13		Clay	100.0			24.05	0.78	n.a.	n.a.	0.63	0.574	n.a.	n.a.	n.a.	n.a.	0.00	0.00
82.350	28.470	0.643	9953.0	5525.7	8.503	2.736	3.03		Clay	100.0			26.91	0.78	n.a.	n.a.	0.63	0.574	n.a.	n.a.	n.a.	n.a.	0.00	0.00
82.510	27.230	0.543	9972.3	5535.0	8.037	2.440	3.03		Clay	100.0			25.74	0.78	n.a.	n.a.	0.63	0.573	n.a.	n.a.	n.a.	n.a.	0.00	0.00
82.680	25.600	0.485	9992.9	5545.0	7.431	2.353	3.05		Clay	100.0			24.20	0.78	n.a.	n.a.	0.63	0.573	n.a.	n.a.	n.a.	n.a.	0.00	0.00
82.840	22.870	0.485	10012.2	5554.4	6.432	2.713	3.13		Clay	100.0			21.62	0.78	n.a.	n.a.	0.63	0.573	n.a.	n.a.	n.a.	n.a.	0.00	0.00
83.010	22.800	0.544	10032.8	5564.3	6.392	3.056	3.16		Clay	100.0			21.55	0.77	n.a.	n.a.	0.63	0.572	n.a.	n.a.	n.a.	n.a.	0.00	0.00
83.170	23.560	0.633	10052.2	5573.7	6.650	3.413	3.18		Clay	100.0			22.27	0.77	n.a.	n.a.	0.63	0.572	n.a.	n.a.	n.a.	n.a.	0.00	0.00
83.330	25.350	0.613	10071.5	5583.1	7.277	3.015	3.11		Clay	100.0			23.96	0.77	n.a.	n.a.	0.63	0.571	n.a.	n.a.	n.a.	n.a.	0.00	0.00
83.500	27.850	0.604	10092.1	5593.1	8.154	2.648	3.04		Clay	100.0			26.32	0.77	n.a.	n.a.	0.62	0.571	n.a.	n.a.	n.a.	n.a.	0.00	0.00
83.660	27.480	0.602	10111.5	5602.4	8.005	2.684	3.05		Clay	100.0			25.97	0.77	n.a.	n.a.	0.62	0.571	n.a.	n.a.	n.a.	n.a.	0.00	0.00
83.830	25.050	0.601	10132.0	5612.4	7.121	3.005	3.12		Clay	100.0			23.68	0.77	n.a.	n.a.	0.62	0.570	n.a.	n.a.	n.a.	n.a.	0.00	0.00
83.990	24.480	0.621	10151.4	5621.8	6.903	3.202	3.15		Clay	100.0			23.14	0.77	n.a.	n.a.	0.62	0.570	n.a.	n.a.	n.a.	n.a.	0.00	0.00
84.150	25.700	0.657	10170.8	5631.2	7.322	3.185	3.12		Clay	100.0			24.29	0.77	n.a.	n.a.	0.62	0.569	n.a.	n.a.	n.a.	n.a.	0.00	0.00
84.320	27.560	0.760	10191.3	5641.1	7.965	3.384	3.11		Clay	100.0			26.05	0.77	n.a.	n.a.	0.62	0.569	n.a.	n.a.	n.a.	n.a.	0.00	0.00
84.480	28.600	0.814	10210.7	5650.5	8.316	3.464	3.10		Clay	100.0			27.03	0.77	n.a.	n.a.	0.62	0.569	n.a.	n.a.	n.a.	n.a.	0.00	0.00
84.650	27.760	0.824	10231.3	5660.5	8.001	3.638	3.12		Clay	100.0			26.24	0.77	n.a.	n.a.	0.62	0.568	n.a.	n.a.	n.a.	n.a.	0.00	0.00
84.810	28.340	1.028	10250.6	5669.8	8.189	4.429	3.17		Clay	100.0			26.79	0.77	n.a.	n.a.	0.62	0.568	n.a.	n.a.	n.a.	n.a.	0.00	0.00
84.970	29.040	0.981	10270.0	5679.2	8.418	4.103	3.14		Clay	100.0			27.45	0.77	n.a.	n.a.	0.62	0.567	n.a.	n.a.	n.a.	n.a.	0.00	0.00
85.140	31.750	0.940	10290.5	5689.2	9.353	3.532	3.06		Clay	100.0			30.01	0.77	n.a.	n.a.	0.62	0.567	n.a.	n.a.	n.a.	n.a.	0.00	0.00
85.300	28.610	0.899	10309.9	5698.5	8.232	3.831	3.13		Clay	100.0			27.04	0.77	n.a.	n.a.	0.62	0.567	n.a.	n.a.	n.a.	n.a.	0.00	0.00
85.470	28.050	0.868	10330.5	5708.5	8.018	3.792	3.13		Clay	100.0			26.51	0.77	n.a.	n.a.	0.62	0.566	n.a.	n.a.	n.a.	n.a.	0.00	0.00
85.630	28.730	0.776	10349.8	5717.9	8.239	3.294	3.09		Clay	100.0			27.16	0.77	n.a.	n.a.	0.62	0.566	n.a.	n.a.	n.a.	n.a.	0.00	0.00
85.790	27.890	0.782	10369.2	5727.3	7.929	3.442	3.11		Clay	100.0			26.36	0.77	n.a.	n.a.	0.62	0.565	n.a.	n.a.	n.a.	n.a.	0.00	0.00
85.960	26.490	0.820	10389.8	5737.2	7.424	3.851	3.16		Clay	100.0			25.04	0.77	n.a.	n.a.	0.62	0.565	n.a.	n.a.	n.a.	n.a.	0.00	0.00
86.120	26.520	0.829	10409.1	5746.6	7.418	3.889	3.17		Clay	100.0			25.07	0.77	n.a.	n.a.	0.62	0.565	n.a.	n.a.	n.a.	n.a.	0.00	0.00

CORNERSTONE EARTH GROUP

CPT No. 7

PGA (A_{max}) 0.75

Total Settlement: 0.03 (Inches)

© 2014 Cornerstone Earth Group, Inc.

Depth (ft)	q_c (tsf)	f_s (tsf)	σ_{vc} (psf)	Insitu σ'_{vc} (psf)	Q	F (%)	I_c	Layer "Plastic" PI > 7	Flag Soil Type	Fines (%)	q_{cN} near interfaces (soft layer)	Thin Layer Factor (K_H)	Interpreted q_{cN}	C_N	q_{c1N}	q_{c1N-CS}	Stress Reduction Coeff, r_d	CSR	K_σ for Sand	$CRR_{M=7.5, \sigma'vc = 1 atm}$	CRR	Factor of Safety (CRR/CSR)	Vertical Strain ε_v	Settlement (Inches)
86.290	27.420	0.794	10429.7	5756.6	7.715	3.577	3.13		Clay	100.0			25.92	0.77	n.a.	n.a.	0.62	0.564	n.a.	n.a.	n.a.	n.a.	0.00	0.00
86.450	27.370	0.794	10449.1	5765.9	7.681	3.587	3.14		Clay	100.0			25.87	0.77	n.a.	n.a.	0.62	0.564	n.a.	n.a.	n.a.	n.a.	0.00	0.00
86.610	27.350	0.761	10468.4	5775.3	7.659	3.441	3.13		Clay	100.0			25.85	0.77	n.a.	n.a.	0.61	0.564	n.a.	n.a.	n.a.	n.a.	0.00	0.00
86.780	25.750	0.703	10489.0	5785.3	7.089	3.426	3.15		Clay	100.0			24.34	0.77	n.a.	n.a.	0.61	0.563	n.a.	n.a.	n.a.	n.a.	0.00	0.00
86.940	23.680	0.690	10508.3	5794.6	6.360	3.744	3.21		Clay	100.0			22.38	0.77	n.a.	n.a.	0.61	0.563	n.a.	n.a.	n.a.	n.a.	0.00	0.00
87.110	24.990	0.731	10528.9	5804.6	6.797	3.704	3.19		Clay	100.0			23.62	0.77	n.a.	n.a.	0.61	0.562	n.a.	n.a.	n.a.	n.a.	0.00	0.00
87.270	26.720	0.807	10548.3	5814.0	7.377	3.761	3.16		Clay	100.0			25.26	0.77	n.a.	n.a.	0.61	0.562	n.a.	n.a.	n.a.	n.a.	0.00	0.00
87.430	27.260	0.851	10567.6	5823.4	7.548	3.871	3.16		Clay	100.0			25.77	0.77	n.a.	n.a.	0.61	0.562	n.a.	n.a.	n.a.	n.a.	0.00	0.00
87.600	28.560	0.811	10588.2	5833.3	7.977	3.484	3.11		Clay	100.0			26.99	0.77	n.a.	n.a.	0.61	0.561	n.a.	n.a.	n.a.	n.a.	0.00	0.00
87.760	28.930	0.843	10607.6	5842.7	8.087	3.568	3.12		Clay	100.0			27.34	0.76	n.a.	n.a.	0.61	0.561	n.a.	n.a.	n.a.	n.a.	0.00	0.00
87.930	28.330	0.840	10628.1	5852.7	7.865	3.650	3.13		Clay	100.0			26.78	0.76	n.a.	n.a.	0.61	0.561	n.a.	n.a.	n.a.	n.a.	0.00	0.00
88.090	30.150	0.911	10647.5	5862.0	8.470	3.670	3.11		Clay	100.0			28.50	0.76	n.a.	n.a.	0.61	0.560	n.a.	n.a.	n.a.	n.a.	0.00	0.00
88.250	30.950	1.051	10666.9	5871.4	8.726	4.101	3.12		Clay	100.0			29.25	0.76	n.a.	n.a.	0.61	0.560	n.a.	n.a.	n.a.	n.a.	0.00	0.00
88.420	32.970	1.034	10687.4	5881.4	9.395	3.743	3.07		Clay	100.0			31.16	0.76	n.a.	n.a.	0.61	0.560	n.a.	n.a.	n.a.	n.a.	0.00	0.00
88.580	34.470	1.007	10706.8	5890.7	9.886	3.460	3.04		Clay	100.0			32.58	0.76	n.a.	n.a.	0.61	0.559	n.a.	n.a.	n.a.	n.a.	0.00	0.00
88.750	33.380	0.948	10727.4	5900.7	9.496	3.382	3.04		Clay	100.0			31.55	0.76	n.a.	n.a.	0.61	0.559	n.a.	n.a.	n.a.	n.a.	0.00	0.00
88.910	33.590	0.905	10746.7	5910.1	9.549	3.208	3.03		Clay	100.0			31.75	0.76	n.a.	n.a.	0.61	0.558	n.a.	n.a.	n.a.	n.a.	0.00	0.00
89.070	34.210	1.006	10766.1	5919.5	9.740	3.489	3.04		Clay	100.0			32.33	0.76	n.a.	n.a.	0.61	0.558	n.a.	n.a.	n.a.	n.a.	0.00	0.00
89.240	32.540	1.023	10786.6	5929.4	9.157	3.767	3.08		Clay	100.0			30.76	0.76	n.a.	n.a.	0.61	0.558	n.a.	n.a.	n.a.	n.a.	0.00	0.00
89.400	35.040	1.045	10806.0	5938.8	9.981	3.524	3.04		Clay	100.0			33.12	0.76	n.a.	n.a.	0.61	0.557	n.a.	n.a.	n.a.	n.a.	0.00	0.00
89.570	34.680	1.236	10826.6	5948.8	9.840	4.222	3.09		Clay	100.0			32.78	0.76	n.a.	n.a.	0.61	0.557	n.a.	n.a.	n.a.	n.a.	0.00	0.00
89.730	37.280	1.487	10845.9	5958.1	10.694	4.666	3.09		Clay	100.0			35.24	0.76	n.a.	n.a.	0.61	0.557	n.a.	n.a.	n.a.	n.a.	0.00	0.00
89.900	40.910	1.471	10866.5	5968.1	11.889	4.146	3.02		Clay	100.0			38.67	0.76	n.a.	n.a.	0.60	0.556	n.a.	n.a.	n.a.	n.a.	0.00	0.00
90.060	44.250	1.218	10885.9	5977.5	12.984	3.138	2.92		Clay	96.2			41.82	0.76	n.a.	n.a.	0.60	0.556	n.a.	n.a.	n.a.	n.a.	0.00	0.00
90.220	45.570	1.051	10905.2	5986.9	13.402	2.621	2.86		Clay	91.7			43.07	0.76	n.a.	n.a.	0.60	0.556	n.a.	n.a.	n.a.	n.a.	0.00	0.00
90.390	39.630	0.842	10925.8	5996.8	11.395	2.465	2.90		Clay	95.2			37.46	0.76	n.a.	n.a.	0.60	0.555	n.a.	n.a.	n.a.	n.a.	0.00	0.00
90.550	34.220	1.006	10945.2	6006.2	9.573	3.498	3.05		Clay	100.0			32.34	0.76	n.a.	n.a.	0.60	0.555	n.a.	n.a.	n.a.	n.a.	0.00	0.00
90.720	31.630	1.633	10965.7	6016.2	8.692	6.247	3.24		Clay	100.0			29.90	0.76	n.a.	n.a.	0.60	0.555	n.a.	n.a.	n.a.	n.a.	0.00	0.00
90.880	39.610	2.150	10985.1	6025.5	11.324	6.302	3.15		Clay	100.0			37.44	0.76	n.a.	n.a.	0.60	0.554	n.a.	n.a.	n.a.	n.a.	0.00	0.00
91.040	66.730	1.951	11004.4	6034.9	20.291	3.187	2.77		Clay	84.2			63.07	0.76	n.a.	n.a.	0.60	0.554	n.a.	n.a.	n.a.	n.a.	0.00	0.00
91.210	76.350	1.351	11025.0	6044.9	39.613	1.908	2.40		Sand	54.9			72.16	0.60	43.00	102.22	0.60	0.554	0.886	0.140	0.158	0.29	0.03	0.00
91.370	66.570	0.841	11044.4	6054.2	34.112	1.377	2.37		Sand	52.3			62.92	0.58	36.67	93.26	0.60	0.553	0.894	0.129	0.142	0.26	0.03	0.00
91.540	44.560	0.835	11064.9	6064.2	12.871	2.141	2.82		Clay	88.9			42.12	0.76	n.a.	n.a.	0.60	0.553	n.a.	n.a.	n.a.	n.a.	0.00	0.00
91.700	29.700	0.787	11084.3	6073.6	7.955	3.257	3.10		Clay	100.0			28.07	0.76	n.a.	n.a.	0.60	0.553	n.a.	n.a.	n.a.	n.a.	0.00	0.00
91.860	26.720	0.740	11103.7	6083.0	6.960	3.496	3.16		Clay	100.0			25.26	0.76	n.a.	n.a.	0.60	0.552	n.a.	n.a.	n.a.	n.a.	0.00	0.00
92.030	26.850	0.987	11124.2	6092.9	6.988	4.636	3.23		Clay	100.0			25.38	0.76	n.a.	n.a.	0.60	0.552	n.a.	n.a.	n.a.	n.a.	0.00	0.00
92.190	31.930	0.927	11143.6	6102.3	8.639	3.517	3.09		Clay	100.0			30.18	0.76	n.a.	n.a.	0.60	0.552	n.a.	n.a.	n.a.	n.a.	0.00	0.00
92.360	39.390	0.920	11164.2	6112.3	11.062	2.721	2.94		Clay	97.9			37.23	0.76	n.a.	n.a.	0.60	0.551	n.a.	n.a.	n.a.	n.a.	0.00	0.00
92.520	37.290	1.021	11183.5	6121.6	10.356	3.220	3.00		Clay	100.0			35.25	0.76	n.a.	n.a.	0.60	0.551	n.a.	n.a.	n.a.	n.a.	0.00	0.00
92.680	33.530	1.823	11202.9	6131.0	9.111	6.526	3.23		Clay	100.0			31.69	0.76	n.a.	n.a.	0.60	0.551	n.a.	n.a.	n.a.	n.a.	0.00	0.00
92.850	39.000	2.437	11223.5	6141.0	10.874	7.298	3.20		Clay	100.0			36.86	0.75	n.a.	n.a.	0.60	0.551	n.a.	n.a.	n.a.	n.a.	0.00	0.00
93.010	75.600	3.156	11242.8	6150.3	22.756	4.509	2.82		Clay	88.9			71.46	0.75	n.a.	n.a.	0.60	0.550	n.a.	n.a.	n.a.	n.a.	0.00	0.00
93.180	115.300	3.007	11263.4	6160.3	60.751	2.742	2.36		Sand	52.2			108.98	0.63	68.77	133.96	0.60	0.550	0.851	0.210	0.269	0.49	0.02	0.00
93.340	117.930	2.310	11282.7	6169.7	62.155	2.057	2.27		Sand	44.8			111.47	0.63	70.02	131.88	0.60	0.550	0.853	0.203	0.257	0.47	0.02	0.00
93.500	101.310	2.179	11302.1	6179.1	52.910	2.277	2.35		Sand	51.3			95.76	0.61	58.81	120.93	0.60	0.549	0.866	0.173	0.209	0.38	0.03	0.00
93.670	98.630	2.282	11322.7	6189.0	51.380	2.455	2.38		Sand	53.8			93.22	0.61	57.06	119.71	0.59	0.549	0.867	0.171	0.205	0.37	0.03	0.00
93.830	91.910	1.964	11342.0	6198.4	47.625	2.278	2.39		Sand	54.0			86.87	0.60	52.50	113.98	0.59	0.549	0.872	0.159	0.186	0.34	0.03	0.00
94.000	100.700	1.706	11362.6	6208.4	52.432	1.795	2.29		Sand	46.1			95.18	0.61	57.89	117.38	0.59	0.548	0.869	0.166	0.197	0.36	0.03	0.00
94.160	128.070	1.427	11382.0	6217.7	67.478	1.166	2.09		Sand	29.8			121.05	0.62	74.74	124.94	0.59	0.548	0.860	0.183	0.224	0.41	0.03	0.00
94.320	166.710	1.595	11401.3	6227.1	88.711	0.991	1.95		Sand	18.8			157.57	0.63	98.73	132.64	0.59	0.548	0.851	0.206	0.261	0.48	0.02	0.00
94.490	193.050	1.522	11421.9	6237.1	103.136	0.812	1.84		Sand	10.5			182.47	0.61	111.59	120.97	0.59	0.548	0.864	0.173	0.209	0.38	0.03	0.00
94.650	184.950	0.979	11441.3	6246.5	98.597	0.546	1.76		Sand	3.8			174.81	0.59	102.58	102.59	0.59	0.547	0.883	0.141	0.158	0.29	0.03	0.00
94.820	171.580	1.478	11461.8	6256.4	91.164	0.891	1.91		Sand	15.8			162.17	0.62	99.98	125.53	0.59	0.547	0.859	0.185	0.227	0.41	0.03	0.00
94.980	174.780	2.166	11481.2	6265.8	92.848	1.281	2.00		Sand	23.4			165.20	0.65	107.18	152.89	0.59	0.547	0.822	0.309	0.432	0.79	0.01	0.00
95.140	170.550	2.125	11500.5	6275.2	90.452	1.289	2.02		Sand	24.2			161.20	0.65	104.18	151.05	0.59	0.546	0.825	0.296	0.410	0.75	0.02	0.00
95.310	202.980	3.011	11521.1	6285.1	108.160	1.526	2.01		Sand	23.6			191.85	0.68	130.06	180.07	0.59	0.546	0.769	0.728	1.172	2.15	0.00	0.00
95.470	256.540	3.703	11540.5	6294.5	137.425	1.477	1.92		Sand	17.0			242.48	0.71	171.15	207.59	0.59	0.546	0.686	2.980	4.499	8.24	0.00	0.00
95.640	307.900	2.642	11561.0	6304.5	165.435	0.874	1.71		Sand	0.0			291.02	0.70	204.38	204.38	0.59	0.546	0.698	2.440	3.746	6.87	0.00	0.00
95.800	298.990	2.631	11580.4	6313.8	160.431	0.897	1.72		Sand	1.0			282.60	0.69	195.95	195.95	0.59	0.545	0.726	1.515	2.419	4.44	0.00	0.00
95.960	272.080	2.076	11599.8	6323.2	145.593	0.780	1.72		Sand	0.3			257.16	0.67	171.62	171.62	0.59	0.545	0.787	0.532	0.819	1.50	0.00	0.00
96.130	273.060	1.997	11620.3	6333.2	146.009	0.747	1.70		Sand	0.0			258.09	0.67	172.34	172.34	0.59	0.545	0.785	0.545	0.842	1.55	0.00	0.00
96.290	260.910	1.290	11639.7	6342.6	139.262	0.506	1.62		Sand	0.0			246.61	0.66	161.68	161.68	0.59	0.544	0.805	0.389	0.569	1.04	0.01	0.00
96.460	261.060	1.488	11660.3	6352.5	139.229	0.583	1.65		Sand	0.0			246.75	0.66	161.67	161.67	0.59	0.544	0.805	0.389	0.568	1.04	0.01	0.00
96.620	263.770	1.879	11679.6	6361.9	140.599	0.728	1.71		Sand	0.0			249.31	0.66	163.87	163.87	0.59	0.544	0.801	0.415	0.613	1.13	0.01	0.00
96.780	252.130	2.197	11699.0	6371.3	134.150	0.892	1.78		Sand	5.5			238.31	0.65	153.99	154.37	0.59	0.544	0.817	0.320	0.450	0.83	0.01	0.00
96.950	225.470	2.257	11719.6	6381.2	119.529	1.028	1.86		Sand	11.7			213.11	0.64	136.90	151.42	0.59	0.543	0.821	0.298	0.413	0.76	0.02	0.00
97.110	225.410	2.695	11738.9	6390.6	119.403	1.228	1.91		Sand	15.9			213.05	0.66	141.57	171.36	0.59	0.543	0.785	0.527	0.808	1.49	0.00	0.00

CORNERSTONE EARTH GROUP

CPT No. 7

PGA (A_{max}) 0.75

Total Settlement: 0.03 (Inches)

© 2014 Cornerstone Earth Group, Inc.

Depth (ft)	q_c (tsf)	f_s (tsf)	σ_{vc} (psf)	Insitu σ'_{vc} (psf)	Q	F (%)	I_c	Layer "Plastic" PI > 7	Flag Soil Type	Fines (%)	q_{cN} near interfaces (soft layer)	Thin Layer Factor (K_H)	Interpreted q_{cN}	C_N	q_{c1N}	q_{c1N-CS}	Stress Reduction Coeff, r_d	CSR	K_σ for Sand	$CRR_{M=7.5, \sigma'vc = 1 atm}$	CRR	Factor of Safety (CRR/CSR)	Vertical Strain ε_v	Settlement (Inches)
97.280	226.750	2.832	11759.5	6400.6	120.033	1.282	1.92		Sand	16.8			214.32	0.67	143.55	176.63	0.59	0.543	0.773	0.637	1.003	1.85	0.00	0.00
97.440	233.310	2.994	11778.8	6409.9	123.502	1.317	1.92		Sand	16.8			220.52	0.68	148.99	182.38	0.59	0.543	0.760	0.800	1.295	2.39	0.00	0.00
97.600	236.800	2.161	11798.2	6419.3	125.301	0.936	1.82		Sand	8.4			223.82	0.64	142.14	146.49	0.59	0.542	0.828	0.267	0.360	0.66	0.02	0.00
97.770	254.650	1.666	11818.8	6429.3	134.877	0.670	1.70		Sand	0.0			240.69	0.64	155.20	155.20	0.59	0.542	0.814	0.327	0.461	0.85	0.01	0.00
97.930	277.880	3.037	11838.1	6438.7	147.360	1.117	1.82		Sand	8.4			262.65	0.67	177.04	181.90	0.58	0.542	0.760	0.784	1.265	2.33	0.00	0.00
98.100	172.080	2.901	11858.7	6448.6	89.958	1.746	2.11		Sand	31.5			162.65	0.66	106.67	165.56	0.58	0.542	0.795	0.437	0.649	1.20	0.01	0.00
98.260	82.380	2.361	11878.1	6458.0	23.673	3.088	2.70		Clay	79.4			77.86	0.74	n.a.	n.a.	0.58	0.541	n.a.	n.a.	n.a.	n.a.	0.00	0.00
98.430	35.890	1.184	11898.6	6468.0	9.258	3.955	3.09		Clay	100.0			33.92	0.74	n.a.	n.a.	0.58	0.541	n.a.	n.a.	n.a.	n.a.	0.00	0.00
98.590	30.740	0.878	11918.0	6477.3	7.652	3.541	3.13		Clay	100.0			29.05	0.74	n.a.	n.a.	0.58	0.541	n.a.	n.a.	n.a.	n.a.	0.00	0.00
98.750	26.680	0.769	11937.4	6486.7	6.386	3.713	3.21		Clay	100.0			25.22	0.74	n.a.	n.a.	0.58	0.541	n.a.	n.a.	n.a.	n.a.	0.00	0.00
98.920	29.510	0.745	11957.9	6496.7	7.244	3.168	3.13		Clay	100.0			27.89	0.74	n.a.	n.a.	0.58	0.540	n.a.	n.a.	n.a.	n.a.	0.00	0.00
99.080	29.160	0.756	11977.3	6506.0	7.123	3.263	3.14		Clay	100.0			27.56	0.74	n.a.	n.a.	0.58	0.540	n.a.	n.a.	n.a.	n.a.	0.00	0.00
99.250	31.540	0.868	11997.9	6516.0	7.839	3.398	3.11		Clay	100.0			29.81	0.74	n.a.	n.a.	0.58	0.540	n.a.	n.a.	n.a.	n.a.	0.00	0.00
99.410	31.550	0.910	12017.2	6525.4	7.828	3.564	3.13		Clay	100.0			29.82	0.74	n.a.	n.a.	0.58	0.540	n.a.	n.a.	n.a.	n.a.	0.00	0.00
99.570	32.750	1.005	12036.6	6534.8	8.181	3.758	3.12		Clay	100.0			30.95	0.74	n.a.	n.a.	0.58	0.539	n.a.	n.a.	n.a.	n.a.	0.00	0.00
99.740	33.670	1.649	12057.1	6544.7	8.447	5.964	3.23		Clay	100.0			31.82	0.74	n.a.	n.a.	0.58	0.539	n.a.	n.a.	n.a.	n.a.	0.00	0.00
99.900	38.460	1.736	12076.5	6554.1	9.894	5.354	3.15		Clay	100.0			36.35	0.74	n.a.	n.a.	0.58	0.539	n.a.	n.a.	n.a.	n.a.	0.00	0.00
100.070	40.760	1.577	12097.1	6564.1	10.576	4.542	3.08		Clay	100.0			38.53	0.74	n.a.	n.a.	0.58	0.539	n.a.	n.a.	n.a.	n.a.	0.00	0.00
100.230	39.910	1.367	12116.4	6573.4	10.300	4.037	3.06		Clay	100.0			37.72	0.74	n.a.	n.a.	0.58	0.539	n.a.	n.a.	n.a.	n.a.	0.00	0.00
100.390	35.630	1.076	12135.8	6582.8	8.982	3.641	3.08		Clay	100.0			33.68	0.74	n.a.	n.a.	0.58	0.538	n.a.	n.a.	n.a.	n.a.	0.00	0.00
100.560	33.710	0.981	12156.4	6592.8	8.382	3.550	3.10		Clay	100.0			31.86	0.74	n.a.	n.a.	0.58	0.538	n.a.	n.a.	n.a.	n.a.	0.00	0.00
100.720	32.890	1.027	12175.7	6602.2	8.119	3.832	3.13		Clay	100.0			31.09	0.74	n.a.	n.a.	0.58	0.538	n.a.	n.a.	n.a.	n.a.	0.00	0.00
100.890	32.540	0.968	12196.3	6612.1	7.998	3.659	3.13		Clay	100.0			30.76	0.74	n.a.	n.a.	0.58	0.538	n.a.	n.a.	n.a.	n.a.	0.00	0.00
101.050	30.560	0.900	12215.7	6621.5	7.386	3.681	3.16		Clay	100.0			28.88	0.74	n.a.	n.a.	0.58	0.537	n.a.	n.a.	n.a.	n.a.	0.00	0.00
101.210	30.040	0.839	12235.0	6630.9	7.215	3.508	3.15		Clay	100.0			28.39	0.74	n.a.	n.a.	0.58	0.537	n.a.	n.a.	n.a.	n.a.	0.00	0.00
101.380	28.860	0.837	12255.6	6640.8	6.846	3.684	3.18		Clay	100.0			27.28	0.74	n.a.	n.a.	0.58	0.537	n.a.	n.a.	n.a.	n.a.	0.00	0.00
101.540	28.480	0.775	12274.9	6650.2	6.719	3.467	3.18		Clay	100.0			26.92	0.74	n.a.	n.a.	0.58	0.537	n.a.	n.a.	n.a.	n.a.	0.00	0.00
101.710	27.940	0.720	12295.5	6660.2	6.544	3.305	3.17		Clay	100.0			26.41	0.74	n.a.	n.a.	0.58	0.537	n.a.	n.a.	n.a.	n.a.	0.00	0.00
101.870	27.510	0.702	12314.9	6669.5	6.403	3.289	3.18		Clay	100.0			26.00	0.74	n.a.	n.a.	0.58	0.536	n.a.	n.a.	n.a.	n.a.	0.00	0.00
102.030	27.320	0.713	12334.2	6678.9	6.334	3.373	3.19		Clay	100.0			25.82	0.74	n.a.	n.a.	0.58	0.536	n.a.	n.a.	n.a.	n.a.	0.00	0.00
102.200	27.520	0.712	12354.8	6688.9	6.382	3.337	3.18		Clay	100.0			26.01	0.74	n.a.	n.a.	0.58	0.536	n.a.	n.a.	n.a.	n.a.	0.00	0.00
102.360	28.070	0.703	12374.2	6698.3	6.534	3.212	3.17		Clay	100.0			26.53	0.74	n.a.	n.a.	0.58	0.536	n.a.	n.a.	n.a.	n.a.	0.00	0.00
102.530	28.200	0.657	12394.7	6708.2	6.560	2.988	3.15		Clay	100.0			26.65	0.74	n.a.	n.a.	0.58	0.536	n.a.	n.a.	n.a.	n.a.	0.00	0.00
102.690	28.120	0.684	12414.1	6717.6	6.524	3.121	3.16		Clay	100.0			26.58	0.74	n.a.	n.a.	0.58	0.535	n.a.	n.a.	n.a.	n.a.	0.00	0.00
102.850	27.600	0.716	12433.5	6727.0	6.357	3.348	3.19		Clay	100.0			26.09	0.74	n.a.	n.a.	0.58	0.535	n.a.	n.a.	n.a.	n.a.	0.00	0.00
103.020	27.830	0.772	12454.0	6736.9	6.413	3.575	3.20		Clay	100.0			26.30	0.74	n.a.	n.a.	0.58	0.535	n.a.	n.a.	n.a.	n.a.	0.00	0.00
103.180	28.020	0.801	12473.4	6746.3	6.458	3.677	3.20		Clay	100.0			26.48	0.74	n.a.	n.a.	0.57	0.535	n.a.	n.a.	n.a.	n.a.	0.00	0.00
103.350	27.250	0.819	12494.0	6756.3	6.217	3.898	3.23		Clay	100.0			25.76	0.74	n.a.	n.a.	0.57	0.535	n.a.	n.a.	n.a.	n.a.	0.00	0.00
103.510	27.010	0.825	12513.3	6765.6	6.135	3.976	3.24		Clay	100.0			25.53	0.74	n.a.	n.a.	0.57	0.534	n.a.	n.a.	n.a.	n.a.	0.00	0.00
103.670	27.390	0.846	12532.7	6775.0	6.236	4.005	3.24		Clay	100.0			25.89	0.74	n.a.	n.a.	0.57	0.534	n.a.	n.a.	n.a.	n.a.	0.00	0.00
103.840	27.520	0.845	12553.2	6785.0	6.262	3.975	3.23		Clay	100.0			26.01	0.74	n.a.	n.a.	0.57	0.534	n.a.	n.a.	n.a.	n.a.	0.00	0.00
104.000	28.280	0.873	12572.6	6794.4	6.474	3.971	3.22		Clay	100.0			26.73	0.74	n.a.	n.a.	0.57	0.534	n.a.	n.a.	n.a.	n.a.	0.00	0.00
104.170	29.720	0.900	12593.2	6804.3	6.885	3.841	3.19		Clay	100.0			28.09	0.73	n.a.	n.a.	0.57	0.534	n.a.	n.a.	n.a.	n.a.	0.00	0.00
104.330	31.190	0.914	12612.5	6813.7	7.304	3.672	3.16		Clay	100.0			29.48	0.73	n.a.	n.a.	0.57	0.534	n.a.	n.a.	n.a.	n.a.	0.00	0.00
104.490	30.130	0.897	12631.9	6823.1	6.980	3.765	3.18		Clay	100.0			28.48	0.73	n.a.	n.a.	0.57	0.533	n.a.	n.a.	n.a.	n.a.	0.00	0.00
104.660	28.980	0.828	12652.5	6833.0	6.631	3.653	3.19		Clay	100.0			27.39	0.73	n.a.	n.a.	0.57	0.533	n.a.	n.a.	n.a.	n.a.	0.00	0.00
104.820	28.170	0.820	12671.8	6842.4	6.382	3.754	3.21		Clay	100.0			26.63	0.73	n.a.	n.a.	0.57	0.533	n.a.	n.a.	n.a.	n.a.	0.00	0.00
104.990	28.870	0.806	12692.4	6852.4	6.574	3.576	3.19		Clay	100.0			27.29	0.73	n.a.	n.a.	0.57	0.533	n.a.	n.a.	n.a.	n.a.	0.00	0.00
105.150	29.700	0.836	12711.8	6861.8	6.804	3.579	3.18		Clay	100.0			28.07	0.73	n.a.	n.a.	0.57	0.533	n.a.	n.a.	n.a.	n.a.	0.00	0.00
105.320	29.100	0.803	12732.3	6871.7	6.617	3.532	3.19		Clay	100.0			27.50	0.73	n.a.	n.a.	0.57	0.533	n.a.	n.a.	n.a.	n.a.	0.00	0.00
105.480	29.140	0.741	12751.7	6881.1	6.616	3.253	3.17		Clay	100.0			27.54	0.73	n.a.	n.a.	0.57	0.532	n.a.	n.a.	n.a.	n.a.	0.00	0.00
105.640	29.380	0.732	12771.0	6890.5	6.674	3.182	3.16		Clay	100.0			27.77	0.73	n.a.	n.a.	0.57	0.532	n.a.	n.a.	n.a.	n.a.	0.00	0.00
105.810	29.160	0.750	12791.6	6900.4	6.598	3.294	3.17		Clay	100.0			27.56	0.73	n.a.	n.a.	0.57	0.532	n.a.	n.a.	n.a.	n.a.	0.00	0.00
105.970	29.770	0.774	12811.0	6909.8	6.763	3.314	3.16		Clay	100.0			28.14	0.73	n.a.	n.a.	0.57	0.532	n.a.	n.a.	n.a.	n.a.	0.00	0.00
106.140	30.780	0.794	12831.5	6919.8	7.042	3.259	3.14		Clay	100.0			29.09	0.73	n.a.	n.a.	0.57	0.532	n.a.	n.a.	n.a.	n.a.	0.00	0.00
106.300	31.960	0.861	12850.9	6929.1	7.370	3.373	3.14		Clay	100.0			30.21	0.73	n.a.	n.a.	0.57	0.532	n.a.	n.a.	n.a.	n.a.	0.00	0.00
106.460	34.660	0.937	12870.3	6938.5	8.136	3.320	3.10		Clay	100.0			32.76	0.73	n.a.	n.a.	0.57	0.531	n.a.	n.a.	n.a.	n.a.	0.00	0.00
106.630	37.800	1.050	12890.8	6948.5	9.025	3.349	3.06		Clay	100.0			35.73	0.73	n.a.	n.a.	0.57	0.531	n.a.	n.a.	n.a.	n.a.	0.00	0.00
106.790	40.330	0.995	12910.2	6957.9	9.737	2.936	3.00		Clay	100.0			38.12	0.73	n.a.	n.a.	0.57	0.531	n.a.	n.a.	n.a.	n.a.	0.00	0.00
106.960	36.350	1.635	12930.8	6967.8	8.578	5.471	3.20		Clay	100.0			34.36	0.73	n.a.	n.a.	0.57	0.531	n.a.	n.a.	n.a.	n.a.	0.00	0.00
107.120	37.600	1.192	12950.1	6977.2	8.922	3.831	3.10		Clay	100.0			35.54	0.73	n.a.	n.a.	0.57	0.531	n.a.	n.a.	n.a.	n.a.	0.00	0.00
107.280	43.720	0.968	12969.5	6986.6	10.659	2.600	2.94		Clay	98.1			41.32	0.73	n.a.	n.a.	0.57	0.531	n.a.	n.a.	n.a.	n.a.	0.00	0.00
107.450	35.270	0.767	12990.1	6996.5	8.225	2.667	3.04		Clay	100.0			33.34	0.73	n.a.	n.a.	0.57	0.531	n.a.	n.a.	n.a.	n.a.	0.00	0.00
107.610	31.790	0.726	13009.4	7005.9	7.218	2.871	3.10		Clay	100.0			30.05	0.73	n.a.	n.a.	0.57	0.530	n.a.	n.a.	n.a.	n.a.	0.00	0.00
107.780	29.670	0.718	13030.0	7015.9	6.601	3.100	3.15		Clay	100.0			28.04	0.73	n.a.	n.a.	0.57	0.530	n.a.	n.a.	n.a.	n.a.	0.00	0.00
107.940	31.210	0.639	13049.3	7025.2	7.028	2.590	3.09		Clay	100.0			29.50	0.73	n.a.	n.a.	0.57	0.530	n.a.	n.a.	n.a.	n.a.	0.00	0.00
108.100	31.010	0.702	13068.7	7034.6	6.959	2.867	3.12		Clay	100.0			29.31	0.73	n.a.	n.a.	0.57	0.530	n.a.	n.a.	n.a.	n.a.	0.00	0.00

CORNERSTONE EARTH GROUP

CPT No. 7

PGA (A_{max}) 0.75

Total Settlement: 0.03 (Inches)

© 2014 Cornerstone Earth Group, Inc.

Depth (ft)	q_c (tsf)	f_s (tsf)	σ_{vc} (psf)	Insitu σ'_{vc} (psf)	Q	F (%)	I_c	Layer "Plastic" PI > 7	Flag Soil Type	Fines (%)	q_{cN} near interfaces (soft layer)	Thin Layer Factor (K_H)	Interpreted q_{cN}	C_N	q_{c1N}	q_{c1N-CS}	Stress Reduction Coeff, r_d	CSR	K_σ for Sand	$CRR_{M=7.5, \sigma'vc = 1 atm}$	CRR	Factor of Safety (CRR/CSR)	Vertical Strain ε_v	Settlement (Inches)
108.270	30.780	0.756	13089.3	7044.6	6.881	3.119	3.14		Clay	100.0			29.09	0.73	n.a.	n.a.	0.57	0.530	n.a.	n.a.	n.a.	n.a.	0.00	0.00
108.430	32.690	0.977	13108.6	7054.0	7.410	3.736	3.16		Clay	100.0			30.90	0.73	n.a.	n.a.	0.57	0.530	n.a.	n.a.	n.a.	n.a.	0.00	0.00
108.600	36.210	1.112	13129.2	7063.9	8.393	3.751	3.11		Clay	100.0			34.22	0.73	n.a.	n.a.	0.57	0.530	n.a.	n.a.	n.a.	n.a.	0.00	0.00
108.760	42.220	1.015	13148.6	7073.3	10.079	2.849	2.98		Clay	100.0			39.91	0.73	n.a.	n.a.	0.57	0.530	n.a.	n.a.	n.a.	n.a.	0.00	0.00
108.920	44.790	1.022	13167.9	7082.7	10.789	2.676	2.94		Clay	98.3			42.33	0.73	n.a.	n.a.	0.57	0.530	n.a.	n.a.	n.a.	n.a.	0.00	0.00
109.090	43.040	1.078	13188.5	7092.6	10.277	2.958	2.98		Clay	100.0			40.68	0.73	n.a.	n.a.	0.57	0.529	n.a.	n.a.	n.a.	n.a.	0.00	0.00
109.250	38.960	1.210	13207.9	7102.0	9.112	3.740	3.08		Clay	100.0			36.82	0.73	n.a.	n.a.	0.57	0.529	n.a.	n.a.	n.a.	n.a.	0.00	0.00
109.420	40.080	1.386	13228.4	7112.0	9.411	4.140	3.10		Clay	100.0			37.88	0.73	n.a.	n.a.	0.57	0.529	n.a.	n.a.	n.a.	n.a.	0.00	0.00
109.580	44.970	2.515	13247.8	7121.3	10.769	6.559	3.18		Clay	100.0			42.50	0.73	n.a.	n.a.	0.57	0.529	n.a.	n.a.	n.a.	n.a.	0.00	0.00
109.740	49.240	2.741	13267.1	7130.7	11.950	6.434	3.14		Clay	100.0			46.54	0.73	n.a.	n.a.	0.57	0.529	n.a.	n.a.	n.a.	n.a.	0.00	0.00
109.910	43.950	3.039	13287.7	7140.7	10.449	8.147	3.25		Clay	100.0			41.54	0.73	n.a.	n.a.	0.57	0.529	n.a.	n.a.	n.a.	n.a.	0.00	0.00
110.070	64.250	2.963	13307.1	7150.1	16.111	5.145	2.98		Clay	100.0			60.73	0.73	n.a.	n.a.	0.57	0.529	n.a.	n.a.	n.a.	n.a.	0.00	0.00
110.240	79.490	2.375	13327.6	7160.0	20.342	3.261	2.77		Clay	84.7			75.13	0.72	n.a.	n.a.	0.57	0.529	n.a.	n.a.	n.a.	n.a.	0.00	0.00
110.400	80.380	2.051	13347.0	7169.4	20.561	2.782	2.72		Clay	81.0			75.97	0.72	n.a.	n.a.	0.57	0.529	n.a.	n.a.	n.a.	n.a.	0.00	0.00
110.560	61.100	2.084	13366.4	7178.8	15.160	3.830	2.91		Clay	96.1			57.75	0.72	n.a.	n.a.	0.57	0.528	n.a.	n.a.	n.a.	n.a.	0.00	0.00
110.730	51.170	1.859	13386.9	7188.7	12.374	4.181	3.01		Clay	100.0			48.36	0.72	n.a.	n.a.	0.56	0.528	n.a.	n.a.	n.a.	n.a.	0.00	0.00
110.890	52.490	1.853	13406.3	7198.1	12.722	4.047	2.99		Clay	100.0			49.61	0.72	n.a.	n.a.	0.56	0.528	n.a.	n.a.	n.a.	n.a.	0.00	0.00
111.060	52.180	2.155	13426.9	7208.1	12.615	4.740	3.03		Clay	100.0			49.32	0.72	n.a.	n.a.	0.56	0.528	n.a.	n.a.	n.a.	n.a.	0.00	0.00
111.220	51.960	2.027	13446.2	7217.5	12.535	4.481	3.02		Clay	100.0			49.11	0.72	n.a.	n.a.	0.56	0.528	n.a.	n.a.	n.a.	n.a.	0.00	0.00
111.380	68.840	2.204	13465.6	7226.8	17.188	3.548	2.85		Clay	91.1			65.07	0.72	n.a.	n.a.	0.56	0.528	n.a.	n.a.	n.a.	n.a.	0.00	0.00
111.550	67.820	2.022	13486.2	7236.8	16.880	3.310	2.84		Clay	90.1			64.10	0.72	n.a.	n.a.	0.56	0.528	n.a.	n.a.	n.a.	n.a.	0.00	0.00
111.710	65.640	1.717	13505.5	7246.2	16.253	2.916	2.82		Clay	88.4			62.04	0.72	n.a.	n.a.	0.56	0.528	n.a.	n.a.	n.a.	n.a.	0.00	0.00
111.880	61.750	2.171	13526.1	7256.1	15.156	3.949	2.92		Clay	96.8			58.36	0.72	n.a.	n.a.	0.56	0.528	n.a.	n.a.	n.a.	n.a.	0.00	0.00
112.040	50.610	2.436	13545.4	7265.5	12.067	5.558	3.09		Clay	100.0			47.84	0.72	n.a.	n.a.	0.56	0.528	n.a.	n.a.	n.a.	n.a.	0.00	0.00
112.200	69.850	3.101	13564.8	7274.9	17.338	4.917	2.94		Clay	98.0			66.02	0.72	n.a.	n.a.	0.56	0.528	n.a.	n.a.	n.a.	n.a.	0.00	0.00
112.370	75.330	3.431	13585.4	7284.8	18.816	5.005	2.92		Clay	96.3			71.20	0.72	n.a.	n.a.	0.56	0.528	n.a.	n.a.	n.a.	n.a.	0.00	0.00
112.530	88.870	3.248	13604.7	7294.2	22.502	3.958	2.79		Clay	86.3			84.00	0.72	n.a.	n.a.	0.56	0.528	n.a.	n.a.	n.a.	n.a.	0.00	0.00
112.700	98.860	2.868	13625.3	7304.2	25.204	3.116	2.69		Clay	77.9			93.44	0.72	n.a.	n.a.	0.56	0.527	n.a.	n.a.	n.a.	n.a.	0.00	0.00
112.860	85.590	3.638	13644.7	7313.6	21.540	4.619	2.85		Clay	90.9			80.90	0.72	n.a.	n.a.	0.56	0.527	n.a.	n.a.	n.a.	n.a.	0.00	0.00
113.020	80.150	3.660	13664.0	7322.9	20.024	4.992	2.90		Clay	94.6			75.76	0.72	n.a.	n.a.	0.56	0.527	n.a.	n.a.	n.a.	n.a.	0.00	0.00
113.190	97.630	2.643	13684.6	7332.9	24.762	2.911	2.67		Clay	76.9			92.28	0.72	n.a.	n.a.	0.56	0.527	n.a.	n.a.	n.a.	n.a.	0.00	0.00
113.350	100.150	2.197	13704.0	7342.3	25.414	2.355	2.61		Clay	71.6			94.66	0.72	n.a.	n.a.	0.56	0.527	n.a.	n.a.	n.a.	n.a.	0.00	0.00
113.520	74.200	2.377	13724.5	7352.2	18.318	3.530	2.83		Clay	89.2			70.13	0.72	n.a.	n.a.	0.56	0.527	n.a.	n.a.	n.a.	n.a.	0.00	0.00
113.680	55.540	2.742	13743.9	7361.6	13.222	5.635	3.07		Clay	100.0			52.50	0.72	n.a.	n.a.	0.56	0.527	n.a.	n.a.	n.a.	n.a.	0.00	0.00
113.850	49.550	3.276	13764.5	7371.6	11.576	7.678	3.20		Clay	100.0			46.83	0.72	n.a.	n.a.	0.56	0.527	n.a.	n.a.	n.a.	n.a.	0.00	0.00
114.010	74.070	3.769	13783.8	7380.9	18.203	5.610	2.96		Clay	99.8			70.01	0.72	n.a.	n.a.	0.56	0.527	n.a.	n.a.	n.a.	n.a.	0.00	0.00
114.170	92.190	4.122	13803.2	7390.3	23.081	4.833	2.84		Clay	90.2			87.14	0.72	n.a.	n.a.	0.56	0.527	n.a.	n.a.	n.a.	n.a.	0.00	0.00
114.340	96.790	4.590	13823.7	7400.3	24.290	5.107	2.84		Clay	90.2			91.48	0.72	n.a.	n.a.	0.56	0.527	n.a.	n.a.	n.a.	n.a.	0.00	0.00
114.500	111.330	4.935	13843.1	7409.7	28.182	4.727	2.77		Clay	84.6			105.23	0.72	n.a.	n.a.	0.56	0.527	n.a.	n.a.	n.a.	n.a.	0.00	0.00
114.670	123.580	4.513	13863.7	7419.6	31.443	3.869	2.68		Clay	77.0			116.81	0.72	n.a.	n.a.	0.56	0.527	n.a.	n.a.	n.a.	n.a.	0.00	0.00
114.830	126.420	3.964	13883.0	7429.0	32.165	3.317	2.62		Clay	72.9			119.49	0.72	n.a.	n.a.	0.56	0.527	n.a.	n.a.	n.a.	n.a.	0.00	0.00
114.990	155.800	2.961	13902.4	7438.4	75.038	1.989	2.20		Sand	39.2			147.26	0.60	89.02	151.78	0.56	0.527	0.796	0.301	0.404	0.77	0.02	0.00
115.160	199.400	3.042	13923.0	7448.3	96.947	1.581	2.05		Sand	27.2			188.47	0.63	118.89	173.88	0.56	0.527	0.749	0.576	0.859	1.63	0.00	0.00
115.320	192.340	4.244	13942.3	7457.7	93.327	2.290	2.18		Sand	37.3			181.80	0.64	116.87	184.51	0.56	0.527	0.721	0.876	1.368	2.60	0.00	0.00
115.490	167.760	5.393	13962.9	7467.7	80.892	3.354	2.34		Sand	50.4			158.56	0.63	99.62	172.22	0.56	0.527	0.753	0.543	0.804	1.53	0.00	0.00
115.650	128.830	4.423	13982.3	7477.1	32.590	3.630	2.65		Clay	74.6			121.77	0.72	n.a.	n.a.	0.56	0.527	n.a.	n.a.	n.a.	n.a.	0.00	0.00
115.810	87.210	3.777	14001.6	7486.4	21.428	4.709	2.86		Clay	91.5			82.43	0.72	n.a.	n.a.	0.56	0.527	n.a.	n.a.	n.a.	n.a.	0.00	0.00
115.980	64.680	3.888	14022.2	7496.4	15.386	6.741	3.07		Clay	100.0			61.13	0.72	n.a.	n.a.	0.56	0.527	n.a.	n.a.	n.a.	n.a.	0.00	0.00
116.140	92.460	4.044	14041.5	7505.8	22.766	4.734	2.84		Clay	90.1			87.39	0.72	n.a.	n.a.	0.56	0.527	n.a.	n.a.	n.a.	n.a.	0.00	0.00
116.310	127.310	4.149	14062.1	7515.7	32.007	3.449	2.64		Clay	73.9			120.33	0.72	n.a.	n.a.	0.56	0.527	n.a.	n.a.	n.a.	n.a.	0.00	0.00
116.470	121.890	4.080	14081.5	7525.1	30.524	3.553	2.66		Clay	75.8			115.21	0.72	n.a.	n.a.	0.56	0.527	n.a.	n.a.	n.a.	n.a.	0.00	0.00
116.630	94.100	4.282	14100.8	7534.5	23.107	4.919	2.84		Clay	90.6			88.94	0.72	n.a.	n.a.	0.56	0.527	n.a.	n.a.	n.a.	n.a.	0.00	0.00
116.800	134.230	3.268	14121.4	7544.4	63.656	2.570	2.33		Sand	49.5			126.87	0.59	74.33	139.78	0.56	0.527	0.814	0.233	0.296	0.56	0.02	0.00
116.960	221.580	1.780	14140.8	7553.8	107.309	0.830	1.84		Sand	9.8			209.43	0.57	119.07	126.83	0.56	0.527	0.833	0.188	0.226	0.43	0.03	0.00
117.130	213.520	1.817	14161.3	7563.8	103.204	0.880	1.86		Sand	12.2			201.81	0.57	115.71	130.67	0.56	0.527	0.827	0.199	0.243	0.46	0.02	0.00
117.290	168.680	3.143	14180.7	7573.2	80.732	1.945	2.17		Sand	36.8			159.43	0.61	97.30	159.95	0.56	0.527	0.777	0.371	0.516	0.98	0.01	0.00
117.450	125.520	3.892	14200.1	7582.5	31.235	3.287	2.63		Clay	73.4			118.64	0.71	n.a.	n.a.	0.56	0.527	n.a.	n.a.	n.a.	n.a.	0.00	0.00
117.620	97.710	4.398	14220.6	7592.5	23.866	4.855	2.83		Clay	89.4			92.35	0.71	n.a.	n.a.	0.56	0.527	n.a.	n.a.	n.a.	n.a.	0.00	0.00
117.780	107.750	3.706	14240.0	7601.9	26.475	3.683	2.72		Clay	80.4			101.84	0.71	n.a.	n.a.	0.56	0.527	n.a.	n.a.	n.a.	n.a.	0.00	0.00
117.950	158.420	3.673	14260.6	7611.8	75.394	2.428	2.26		Sand	43.9			149.74	0.61	90.71	157.29	0.56	0.527	0.782	0.345	0.474	0.90	0.01	0.00
118.110	182.570	4.176	14279.9	7621.2	87.370	2.380	2.21		Sand	39.8			172.56	0.63	108.46	176.42	0.56	0.527	0.738	0.632	0.948	1.80	0.00	0.00
118.270	189.980	3.756	14299.3	7630.6	91.000	2.055	2.15		Sand	35.2			179.57	0.63	113.09	177.72	0.56	0.527	0.735	0.664	1.001	1.90	0.00	0.00
118.440	196.050	3.969	14319.8	7640.5	93.955	2.101	2.15		Sand	35.0			185.30	0.64	117.86	183.33	0.56	0.527	0.719	0.833	1.285	2.44	0.00	0.00
118.600	201.980	3.638	14339.2	7649.9	96.840	1.868	2.10		Sand	31.3			190.91	0.64	121.31	183.03	0.56	0.527	0.719	0.822	1.267	2.41	0.00	0.00
118.770	203.690	3.495	14359.8	7659.9	97.622	1.779	2.09		Sand	29.9			192.52	0.63	122.03	181.92	0.56	0.527	0.722	0.785	1.203	2.29	0.00	0.00
118.930	195.350	3.455	14379.1	7669.3	93.417	1.836	2.11		Sand	31.8			184.64	0.63	115.96	177.18	0.56	0.527	0.735	0.650	0.977	1.86	0.00	0.00
119.090	183.940	3.576	14398.5	7678.6	87.693	2.023	2.16		Sand	35.7			173.86	0.62	108.10	172.16	0.56	0.527	0.748	0.542	0.796	1.51	0.00	0.00

CORNERSTONE EARTH GROUP

CPT No. 7

PGA (A_{max}) 0.75

Total Settlement: 0.03 (Inches)

© 2014 Cornerstone Earth Group, Inc.

Depth (ft)	q_c (tsf)	f_s (tsf)	σ_{vc} (psf)	Insitu σ'_{vc} (psf)	Q	F (%)	I_c	Layer "Plastic" PI > 7	Flag Soil Type	Fines (%)	q_{cN} near interfaces (soft layer)	Thin Layer Factor (K_H)	Interpreted q_{cN}	C_N	q_{c1N}	q_{c1N-CS}	Stress Reduction Coeff, r_d	CSR	K_σ for Sand	$CRR_{M=7.5, \sigma'vc = 1 atm}$	CRR	Factor of Safety (CRR/CSR)	Vertical Strain ε_v	Settlement (Inches)
119.260	186.280	2.558	14419.1	7688.6	88.792	1.428	2.05		Sand	27.1			176.07	0.61	106.63	159.05	0.56	0.527	0.776	0.362	0.500	0.95	0.01	0.00
119.420	201.790	2.244	14438.4	7698.0	96.419	1.153	1.96		Sand	20.0			190.73	0.60	113.99	152.87	0.56	0.527	0.788	0.309	0.414	0.79	0.01	0.00
119.590	249.550	1.328	14459.0	7707.9	120.003	0.548	1.69		Sand	0.0			235.87	0.58	135.70	135.70	0.56	0.527	0.817	0.217	0.269	0.51	0.02	0.00
119.750	248.390	1.926	14478.4	7717.3	119.352	0.798	1.79		Sand	6.1			234.77	0.58	135.03	135.80	0.56	0.527	0.817	0.217	0.270	0.51	0.02	0.00
119.910	308.600	2.211	14497.7	7726.7	149.056	0.734	1.69		Sand	0.0			291.68	0.64	185.54	185.54	0.56	0.527	0.710	0.917	1.421	2.70	0.00	0.00
120.080	308.470	2.242	14518.3	7736.6	148.890	0.744	1.70		Sand	0.0			291.56	0.64	185.30	185.30	0.56	0.527	0.710	0.907	1.404	2.67	0.00	0.00
120.240	306.790	2.538	14537.6	7746.0	147.965	0.847	1.73		Sand	1.7			289.97	0.63	183.66	183.66	0.56	0.527	0.715	0.845	1.299	2.47	0.00	0.00
120.410	286.600	2.834	14558.2	7756.0	137.898	1.015	1.81		Sand	7.7			270.89	0.62	167.31	170.61	0.56	0.527	0.749	0.514	0.748	1.42	0.00	0.00
120.570	246.020	3.138	14577.6	7765.4	117.788	1.314	1.94		Sand	17.9			232.53	0.63	147.33	184.33	0.56	0.527	0.712	0.869	1.340	2.54	0.00	0.00
120.730	217.390	2.907	14596.9	7774.7	103.595	1.384	1.99		Sand	22.4			205.47	0.62	127.75	174.48	0.56	0.527	0.739	0.588	0.870	1.65	0.00	0.00
120.900	213.340	3.036	14617.5	7784.7	101.528	1.474	2.02		Sand	24.4			201.64	0.62	125.85	176.73	0.56	0.527	0.733	0.639	0.955	1.81	0.00	0.00
121.060	219.120	3.111	14636.9	7794.1	104.308	1.469	2.01		Sand	23.6			207.11	0.63	129.98	179.93	0.56	0.527	0.724	0.724	1.095	2.08	0.00	0.00
121.230	219.560	2.796	14657.4	7804.0	104.453	1.317	1.97		Sand	21.0			207.52	0.62	128.12	171.54	0.56	0.527	0.746	0.530	0.774	1.47	0.00	0.00
121.390	217.390	1.472	14676.8	7813.4	103.318	0.701	1.80		Sand	7.3			205.47	0.54	111.19	113.27	0.56	0.527	0.846	0.158	0.179	0.34	0.03	0.00
121.560	200.050	1.865	14697.4	7823.4	94.724	0.968	1.92		Sand	16.6			189.08	0.57	108.42	137.03	0.56	0.527	0.813	0.222	0.276	0.52	0.02	0.00
121.720	178.720	1.931	14716.7	7832.8	84.184	1.127	2.00		Sand	23.1			168.92	0.58	97.77	141.34	0.56	0.527	0.806	0.240	0.305	0.58	0.02	0.00
121.880	157.020	2.265	14736.1	7842.1	73.475	1.513	2.13		Sand	33.3			148.41	0.58	86.13	142.78	0.56	0.527	0.803	0.247	0.316	0.60	0.02	0.00
122.050	164.370	2.335	14756.7	7852.1	77.029	1.487	2.11		Sand	31.7			155.36	0.59	90.91	146.72	0.56	0.528	0.796	0.268	0.349	0.66	0.02	0.00
122.210	183.810	2.185	14776.0	7861.5	86.511	1.239	2.02		Sand	24.5			173.73	0.59	102.15	149.17	0.56	0.528	0.792	0.283	0.372	0.70	0.02	0.00
122.380	198.830	1.948	14796.6	7871.4	93.812	1.018	1.94		Sand	17.9			187.93	0.58	108.48	141.08	0.56	0.528	0.805	0.239	0.303	0.57	0.02	0.00
122.540	191.870	1.721	14815.9	7880.8	90.343	0.933	1.93		Sand	17.1			181.35	0.56	102.41	131.84	0.56	0.528	0.820	0.203	0.247	0.47	0.02	0.00
122.700	188.420	1.060	14835.3	7890.2	88.596	0.586	1.81		Sand	8.2			178.09	0.51	90.86	94.18	0.56	0.528	0.866	0.130	0.139	0.26	0.03	0.00
122.870	179.790	1.441	14855.9	7900.1	84.313	0.836	1.92		Sand	16.7			169.93	0.55	93.24	120.57	0.56	0.528	0.835	0.173	0.200	0.38	0.03	0.00
123.030	165.650	2.058	14875.2	7909.5	77.346	1.301	2.07		Sand	28.5			156.57	0.58	90.38	141.97	0.56	0.528	0.803	0.243	0.309	0.59	0.02	0.00
123.200	152.590	2.593	14895.8	7919.5	70.912	1.787	2.19		Sand	38.1			144.22	0.58	83.63	144.20	0.56	0.528	0.799	0.255	0.326	0.62	0.02	0.00
123.360	159.140	2.565	14915.2	7928.9	74.063	1.691	2.16		Sand	35.7			150.42	0.58	87.74	147.13	0.56	0.528	0.794	0.271	0.352	0.67	0.02	0.00
123.520	172.710	2.768	14934.5	7938.2	80.637	1.675	2.13		Sand	33.3			163.24	0.59	97.01	155.97	0.56	0.528	0.777	0.333	0.451	0.85	0.01	0.00
123.690	193.500	2.725	14955.1	7948.2	90.720	1.465	2.05		Sand	27.1			182.89	0.60	110.36	163.56	0.56	0.528	0.761	0.411	0.576	1.09	0.01	0.00
123.850	201.860	2.360	14974.5	7957.6	94.737	1.214	1.98		Sand	21.6			190.79	0.59	113.31	156.11	0.56	0.528	0.776	0.335	0.453	0.86	0.01	0.00
124.020	186.130	2.463	14995.0	7967.5	87.010	1.379	2.05		Sand	26.8			175.93	0.59	104.38	155.89	0.56	0.529	0.777	0.333	0.450	0.85	0.01	0.00
124.180	177.590	3.293	15014.4	7976.9	82.797	1.936	2.16		Sand	36.1			167.85	0.60	101.26	164.11	0.56	0.529	0.759	0.418	0.586	1.11	0.01	0.00
124.340	202.560	4.033	15033.7	7986.3	94.892	2.068	2.14		Sand	34.3			191.46	0.63	120.44	185.76	0.56	0.529	0.702	0.925	1.421	2.69	0.00	0.00
124.510	212.770	3.757	15054.3	7996.2	99.792	1.831	2.09		Sand	30.1			201.11	0.63	127.02	188.17	0.56	0.529	0.694	1.032	1.575	2.98	0.00	0.00
124.670	177.020	2.079	15073.7	8005.6	82.357	1.227	2.03		Sand	25.6			167.32	0.58	96.71	144.77	0.56	0.529	0.797	0.257	0.330	0.62	0.02	0.00
124.840	266.250	1.909	15094.2	8015.6	125.634	0.738	1.75		Sand	3.0			251.65	0.58	145.68	145.68	0.56	0.529	0.795	0.262	0.338	0.64	0.02	0.00
125.000	369.470	1.763	15113.6	8025.0	175.653	0.487	1.52		Sand	0.0			349.22	0.69	240.80	240.80	0.56	0.529	0.600	46.758	61.730	116.65	0.00	0.00
125.160	414.350	1.890	15133.0	8034.3	197.315	0.465	1.47		Sand	0.0			391.64	0.70	275.43	275.43	0.56	0.529	0.600	4607.644	6079.464	11486.15	0.00	0.00

CORNERSTONE EARTH GROUP

CPT No. 8

PGA (A_{max}) 0.75

Total Settlement: 0.13 (Inches)

© 2014 Cornerstone Earth Group, Inc.

Depth (ft)	q_c (tsf)	f_s (tsf)	σ_{vc} (psf)	Insitu σ'_{vc} (psf)	Q	F (%)	I_c	Layer "Plastic" PI > 7	Flag Soil Type	Fines (%)	q_{cN} near interfaces (soft layer)	Thin Layer Factor (K_H)	Interpreted q_{cN}	C_N	q_{c1N}	q_{c1N-CS}	Stress Reduction Coeff, r_d	CSR	K_σ for Sand	$CRR_{M=7.5, \sigma'vc = 1 atm}$	CRR	Factor of Safety (CRR/CSR)	Vertical Strain ε_v	Settlement (Inches)
1.150	6.420	1.192	138.0	138.0	92.043	18.762	2.91		Unsaturated	96.0			6.07	1.70	10.32	67.12	1.00	0.488	1.100	n.a.	n.a.	n.a.	0.00	0.00
1.310	45.640	1.289	157.2	157.2	157.995	2.829	2.10		Unsaturated	31.0			43.14	1.70	73.33	124.68	1.00	0.488	1.100	n.a.	n.a.	n.a.	0.00	0.00
1.480	41.910	1.350	177.6	177.6	136.442	3.228	2.18		Unsaturated	37.7			39.61	1.70	67.34	123.83	1.00	0.488	1.100	n.a.	n.a.	n.a.	0.00	0.00
1.640	41.450	1.694	196.8	196.8	128.160	4.096	2.28		Unsaturated	45.7			39.18	1.70	66.60	128.10	1.00	0.488	1.100	n.a.	n.a.	n.a.	0.00	0.00
1.800	55.370	1.946	216.0	216.0	163.483	3.521	2.17		Unsaturated	36.4			52.33	1.70	88.97	149.36	1.00	0.488	1.100	n.a.	n.a.	n.a.	0.00	0.00
1.970	54.280	1.811	236.4	236.4	153.159	3.344	2.17		Unsaturated	36.3			51.30	1.70	87.22	147.09	1.00	0.488	1.100	n.a.	n.a.	n.a.	0.00	0.00
2.130	43.340	1.910	255.6	255.6	117.516	4.420	2.33		Unsaturated	49.6			40.96	1.70	69.64	133.90	1.00	0.488	1.100	n.a.	n.a.	n.a.	0.00	0.00
2.300	53.740	1.919	276.0	276.0	140.281	3.580	2.21		Unsaturated	40.0			50.79	1.70	86.35	149.13	1.00	0.488	1.100	n.a.	n.a.	n.a.	0.00	0.00
2.460	59.120	1.895	295.2	295.2	149.232	3.213	2.16		Unsaturated	35.7			55.88	1.70	94.99	156.10	1.00	0.488	1.100	n.a.	n.a.	n.a.	0.00	0.00
2.620	48.010	1.582	314.4	314.4	117.338	3.306	2.23		Unsaturated	41.7			45.38	1.70	77.14	138.85	1.00	0.487	1.100	n.a.	n.a.	n.a.	0.00	0.00
2.790	47.750	1.354	334.8	334.8	113.065	2.846	2.19		Unsaturated	38.5			45.13	1.70	76.72	135.99	1.00	0.487	1.100	n.a.	n.a.	n.a.	0.00	0.00
2.950	41.930	1.281	354.0	354.0	96.485	3.068	2.26		Unsaturated	44.0			39.63	1.70	67.37	128.14	1.00	0.487	1.100	n.a.	n.a.	n.a.	0.00	0.00
3.120	36.820	1.236	374.4	374.4	82.314	3.373	2.34		Unsaturated	50.1			34.80	1.70	59.16	120.90	1.00	0.487	1.100	n.a.	n.a.	n.a.	0.00	0.00
3.280	45.570	1.815	393.6	393.6	99.436	4.000	2.34		Unsaturated	50.4			43.07	1.70	73.22	138.81	1.00	0.486	1.100	n.a.	n.a.	n.a.	0.00	0.00
3.440	53.580	1.863	412.8	412.8	114.216	3.490	2.26		Unsaturated	43.7			50.64	1.70	86.09	151.38	1.00	0.486	1.100	n.a.	n.a.	n.a.	0.00	0.00
3.610	48.330	5.107	433.2	433.2	138.026	10.614	2.61		Unsaturated	71.8			45.68	1.70	77.66	151.31	1.00	0.486	1.100	n.a.	n.a.	n.a.	0.00	0.00
3.770	96.260	4.752	452.4	452.4	196.307	4.948	2.25		Unsaturated	42.8			90.98	1.59	144.39	223.59	1.00	0.486	1.100	n.a.	n.a.	n.a.	0.00	0.00
3.940	133.240	4.929	472.8	472.8	265.948	3.706	2.07		Unsaturated	28.8			125.94	1.48	187.01	257.89	1.00	0.485	1.100	n.a.	n.a.	n.a.	0.00	0.00
4.100	36.590	4.087	492.0	492.0	147.740	11.244	2.62		Unsaturated	72.4			34.58	1.70	58.79	127.03	1.00	0.485	1.100	n.a.	n.a.	n.a.	0.00	0.00
4.270	34.390	1.328	512.4	512.4	65.562	3.890	2.45		Unsaturated	59.1			32.50	1.70	55.26	119.20	0.99	0.485	1.100	n.a.	n.a.	n.a.	0.00	0.00
4.430	25.710	1.188	531.6	531.6	63.249	4.667	2.52		Unsaturated	64.7			24.30	1.70	41.31	102.80	0.99	0.485	1.100	n.a.	n.a.	n.a.	0.00	0.00
4.590	34.110	1.228	550.8	550.8	62.681	3.631	2.44		Unsaturated	58.4			32.24	1.70	54.81	118.41	0.99	0.484	1.100	n.a.	n.a.	n.a.	0.00	0.00
4.760	28.430	1.137	571.2	571.2	51.200	4.041	2.54		Unsaturated	66.0			26.87	1.70	45.68	108.73	0.99	0.484	1.100	n.a.	n.a.	n.a.	0.00	0.00
4.920	29.930	0.828	590.4	590.4	53.027	2.795	2.41		Unsaturated	56.1			28.29	1.70	48.09	109.08	0.99	0.484	1.100	n.a.	n.a.	n.a.	0.00	0.00
5.090	27.710	0.753	610.8	610.8	48.211	2.747	2.44		Unsaturated	58.1			26.19	1.70	44.52	105.16	0.99	0.484	1.100	n.a.	n.a.	n.a.	0.00	0.00
5.250	20.590	0.693	630.0	630.0	44.750	3.418	2.53		Unsaturated	65.2			19.46	1.70	33.08	92.33	0.99	0.483	1.100	n.a.	n.a.	n.a.	0.00	0.00
5.410	18.780	0.629	649.2	649.2	39.887	3.407	2.56		Unsaturated	68.0			17.75	1.70	30.18	89.19	0.99	0.483	1.100	n.a.	n.a.	n.a.	0.00	0.00
5.580	18.450	0.595	669.6	669.6	38.313	3.283	2.56		Unsaturated	68.1			17.44	1.70	29.65	88.53	0.99	0.483	1.100	n.a.	n.a.	n.a.	0.00	0.00
5.740	21.480	0.512	688.8	688.8	35.014	2.422	2.51		Unsaturated	63.5			20.30	1.70	34.51	93.79	0.99	0.483	1.100	n.a.	n.a.	n.a.	0.00	0.00
5.910	28.080	0.522	709.2	709.2	45.265	1.883	2.35		Unsaturated	51.1			26.54	1.70	45.12	103.51	0.99	0.482	1.100	n.a.	n.a.	n.a.	0.00	0.00
6.070	34.800	0.528	728.4	728.4	55.475	1.534	2.23		Unsaturated	41.1			32.89	1.66	54.64	110.44	0.99	0.482	1.100	n.a.	n.a.	n.a.	0.00	0.00
6.230	43.110	0.699	747.6	747.6	67.957	1.637	2.18		Unsaturated	37.1			40.75	1.61	65.41	120.96	0.99	0.482	1.100	n.a.	n.a.	n.a.	0.00	0.00
6.400	45.910	0.927	768.0	768.0	71.425	2.036	2.22		Unsaturated	41.0			43.39	1.57	68.01	127.02	0.99	0.482	1.100	n.a.	n.a.	n.a.	0.00	0.00
6.560	61.470	1.337	787.2	787.2	94.646	2.189	2.16		Unsaturated	35.8			58.10	1.50	87.07	146.45	0.99	0.481	1.100	n.a.	n.a.	n.a.	0.00	0.00
6.730	128.870	1.741	807.6	807.6	196.545	1.355	1.79		Unsaturated	6.4			121.81	1.42	173.19	174.33	0.99	0.481	1.100	n.a.	n.a.	n.a.	0.00	0.00
6.890	145.360	1.810	826.8	826.8	219.169	1.249	1.73		Unsaturated	1.8			137.39	1.38	189.73	189.73	0.99	0.481	1.100	n.a.	n.a.	n.a.	0.00	0.00
7.050	96.230	1.707	846.0	846.0	143.214	1.781	1.97		Unsaturated	20.8			90.95	1.41	127.79	170.62	0.99	0.480	1.100	n.a.	n.a.	n.a.	0.00	0.00
7.220	60.150	1.502	866.4	866.4	88.208	2.515	2.22		Unsaturated	41.0			56.85	1.44	82.15	144.62	0.99	0.480	1.100	n.a.	n.a.	n.a.	0.00	0.00
7.380	40.090	1.123	885.6	885.6	57.925	2.833	2.39		Unsaturated	54.2			37.89	1.49	56.49	119.12	0.98	0.480	1.100	n.a.	n.a.	n.a.	0.00	0.00
7.550	26.450	0.731	906.0	906.0	37.552	2.811	2.53		Unsaturated	65.0			25.00	1.53	38.22	98.92	0.98	0.480	1.089	n.a.	n.a.	n.a.	0.00	0.00
7.710	20.090	0.477	925.2	925.2	28.055	2.429	2.58		Unsaturated	69.5			18.99	1.54	29.32	88.39	0.98	0.479	1.080	n.a.	n.a.	n.a.	0.00	0.00
7.870	15.560	0.373	944.4	944.4	25.084	2.472	2.62		Unsaturated	73.0			14.71	1.55	22.82	80.61	0.98	0.479	1.074	n.a.	n.a.	n.a.	0.00	0.00
8.040	13.440	0.367	964.8	964.8	26.861	2.835	2.64		Clay	74.1			12.70	1.23	n.a.	n.a.	0.98	0.480	n.a.	n.a.	n.a.	n.a.	0.00	0.00
8.200	12.470	0.400	984.0	984.0	24.346	3.341	2.72		Clay	80.4			11.79	1.22	n.a.	n.a.	0.98	0.485	n.a.	n.a.	n.a.	n.a.	0.00	0.00
8.370	11.840	0.405	1004.4	1004.4	22.576	3.572	2.76		Clay	83.9			11.19	1.22	n.a.	n.a.	0.98	0.489	n.a.	n.a.	n.a.	n.a.	0.00	0.00
8.530	10.230	0.384	1023.6	1023.6	18.988	3.946	2.85		Clay	90.7			9.67	1.21	n.a.	n.a.	0.98	0.494	n.a.	n.a.	n.a.	n.a.	0.00	0.00
8.690	10.880	0.374	1042.8	1042.8	19.867	3.609	2.81		Clay	87.5			10.28	1.21	n.a.	n.a.	0.98	0.498	n.a.	n.a.	n.a.	n.a.	0.00	0.00
8.860	11.500	0.346	1063.2	1063.2	20.633	3.150	2.76		Clay	83.5			10.87	1.20	n.a.	n.a.	0.98	0.503	n.a.	n.a.	n.a.	n.a.	0.00	0.00
9.020	12.630	0.315	1082.4	1082.4	22.337	2.608	2.68		Clay	77.3			11.94	1.19	n.a.	n.a.	0.98	0.507	n.a.	n.a.	n.a.	n.a.	0.00	0.00
9.190	11.110	0.345	1102.8	1102.8	19.149	3.263	2.79		Clay	86.3			10.50	1.19	n.a.	n.a.	0.98	0.511	n.a.	n.a.	n.a.	n.a.	0.00	0.00
9.350	11.040	0.450	1122.0	1122.0	18.679	4.295	2.88		Clay	93.0			10.43	1.18	n.a.	n.a.	0.98	0.515	n.a.	n.a.	n.a.	n.a.	0.00	0.00
9.510	12.810	0.734	1141.2	1141.2	21.450	5.993	2.93		Clay	97.1			12.11	1.18	n.a.	n.a.	0.98	0.519	n.a.	n.a.	n.a.	n.a.	0.00	0.00
9.680	20.590	0.825	1161.6	1161.6	34.451	4.124	2.67		Clay	76.2			19.46	1.17	n.a.	n.a.	0.98	0.523	n.a.	n.a.	n.a.	n.a.	0.00	0.00
9.840	22.000	0.821	1180.8	1180.8	36.263	3.835	2.63		Clay	73.2			20.79	1.17	n.a.	n.a.	0.98	0.527	n.a.	n.a.	n.a.	n.a.	0.00	0.00
10.010	15.850	0.590	1201.2	1201.2	25.390	3.866	2.74		Clay	82.6			14.98	1.16	n.a.	n.a.	0.97	0.531	n.a.	n.a.	n.a.	n.a.	0.00	0.00
10.170	13.640	0.508	1220.4	1220.4	21.353	3.902	2.80		Clay	87.3			12.89	1.16	n.a.	n.a.	0.97	0.534	n.a.	n.a.	n.a.	n.a.	0.00	0.00
10.330	13.650	0.449	1239.6	1239.6	21.023	3.443	2.77		Clay	85.0			12.90	1.15	n.a.	n.a.	0.97	0.538	n.a.	n.a.	n.a.	n.a.	0.00	0.00
10.500	14.230	0.516	1260.0	1260.0	21.587	3.791	2.79		Clay	86.4			13.45	1.15	n.a.	n.a.	0.97	0.541	n.a.	n.a.	n.a.	n.a.	0.00	0.00
10.660	14.880	0.479	1279.2	1279.2	22.265	3.365	2.75		Clay	82.9			14.06	1.14	n.a.	n.a.	0.97	0.545	n.a.	n.a.	n.a.	n.a.	0.00	0.00
10.830	15.710	0.462	1299.6	1299.6	23.177	3.064	2.71		Clay	79.8			14.85	1.14	n.a.	n.a.	0.97	0.548	n.a.	n.a.	n.a.	n.a.	0.00	0.00
10.990	13.890	0.458	1318.8	1318.8	20.065	3.460	2.79		Clay	86.3			13.13	1.13	n.a.	n.a.	0.97	0.551	n.a.	n.a.	n.a.	n.a.	0.00	0.00
11.150	14.350	0.455	1338.0	1338.0	20.450	3.322	2.77		Clay	84.9			13.56	1.13	n.a.	n.a.	0.97	0.554	n.a.	n.a.	n.a.	n.a.	0.00	0.00
11.320	18.310	0.562	1358.4	1358.4	25.958	3.185	2.68		Clay	77.6			17.31	1.12	n.a.	n.a.	0.97	0.558	n.a.	n.a.	n.a.	n.a.	0.00	0.00
11.480	16.650	0.723	1377.6	1377.6	23.172	4.531	2.82		Clay	88.6			15.74	1.12	n.a.	n.a.	0.97	0.561	n.a.	n.a.	n.a.	n.a.	0.00	0.00
11.650	17.560	0.836	1398.0	1398.0	24.122	4.956	2.83		Clay	89.6			16.60	1.12	n.a.	n.a.	0.97	0.564	n.a.	n.a.	n.a.	n.a.	0.00	0.00
11.810	21.960	0.959	1417.2	1417.2	29.991	4.510	2.74		Clay	81.9			20.76	1.11	n.a.	n.a.	0.97	0.567	n.a.	n.a.	n.a.	n.a.	0.00	0.00
11.980	34.850	1.067	1437.6	1437.6	39.139	3.127	2.54		Sand	66.4	61.23	1.6	97.97	1.14	111.64	193.78	0.97	0.570	1.095	1.354	3.261	5.72	0.00	0.00

CORNERSTONE EARTH GROUP

CPT No.	8

PGA (A_{max})	0.75

Total Settlement:	0.13	(Inches)

© 2014 Cornerstone Earth Group, Inc.

Depth (ft)	q_c (tsf)	f_s (tsf)	σ_{vc} (psf)	Insitu σ'_{vc} (psf)	Q	F (%)	I_c	Layer "Plastic" PI > 7	Flag Soil Type	Fines (%)	q_{cN} near interfaces (soft layer)	Thin Layer Factor (K_H)	Interpreted q_{cN}	C_N	q_{c1N}	q_{c1N-CS}	Stress Reduction Coeff, r_d	CSR	K_σ for Sand	$CRR_{M=7.5, \sigma'vc = 1 atm}$	CRR	Factor of Safety (CRR/CSR)	Vertical Strain ε_v	Settlement (Inches)
12.140	47.830	1.201	1456.8	1456.8	53.655	2.549	2.38		Sand	53.6	61.23	1.6	97.97	1.14	111.43	188.72	0.97	0.572	1.087	1.059	2.531	4.42	0.00	0.00
12.300	58.790	1.350	1476.0	1476.0	65.697	2.325	2.29		Sand	46.3	61.23	1.6	97.97	1.13	111.16	184.45	0.97	0.575	1.080	0.874	2.043	3.55	0.00	0.00
12.470	64.780	1.476	1496.4	1496.4	71.969	2.305	2.26		Sand	43.8		1.6	97.97	1.13	110.75	182.28	0.97	0.578	1.075	0.797	1.823	3.15	0.00	0.00
12.630	64.700	1.658	1515.6	1515.6	71.411	2.593	2.30		Sand	46.9	61.23	1.6	97.97	1.12	110.18	183.58	0.96	0.581	1.073	0.842	1.943	3.35	0.00	0.00
12.800	54.780	1.212	1536.0	1536.0	59.919	2.244	2.31		Sand	47.7	61.23	1.6	97.97	1.12	109.67	183.46	0.96	0.583	1.070	0.838	1.926	3.30	0.00	0.00
12.960	34.250	0.828	1555.2	1555.2	36.903	2.472	2.49		Sand	62.6	61.23	1.6	97.97	1.11	108.93	189.08	0.96	0.586	1.072	1.076	2.538	4.33	0.00	0.00
13.120	20.910	0.579	1574.4	1574.4	25.563	2.876	2.66		Clay	75.7			19.76	1.08	n.a.	n.a.	0.96	0.588	n.a.	n.a.	n.a.	n.a.	0.00	0.00
13.290	22.840	0.457	1594.8	1594.8	23.998	2.075	2.59	plastic	Clay	70.5			21.59	1.08	n.a.	n.a.	0.96	0.591	n.a.	n.a.	n.a.	n.a.	0.00	0.00
13.450	19.890	0.448	1614.0	1614.0	23.647	2.345	2.63		Clay	73.5			18.80	1.07	n.a.	n.a.	0.96	0.593	n.a.	n.a.	n.a.	n.a.	0.00	0.00
13.620	13.260	0.520	1634.4	1634.4	15.226	4.176	2.94		Clay	97.9			12.53	1.07	n.a.	n.a.	0.96	0.596	n.a.	n.a.	n.a.	n.a.	0.00	0.00
13.780	14.480	0.588	1653.6	1653.6	16.513	4.308	2.92		Clay	96.4			13.69	1.07	n.a.	n.a.	0.96	0.598	n.a.	n.a.	n.a.	n.a.	0.00	0.00
13.940	22.690	0.743	1672.8	1672.8	26.128	3.399	2.70		Clay	78.9			21.45	1.06	n.a.	n.a.	0.96	0.600	n.a.	n.a.	n.a.	n.a.	0.00	0.00
14.110	36.000	0.835	1693.2	1693.2	37.144	2.376	2.48	plastic	Clay	61.5			34.03	1.06	n.a.	n.a.	0.96	0.602	n.a.	n.a.	n.a.	n.a.	0.00	0.00
14.270	39.500	0.921	1712.4	1712.4	40.602	2.382	2.45	plastic	Clay	59.2			37.33	1.06	n.a.	n.a.	0.96	0.605	n.a.	n.a.	n.a.	n.a.	0.00	0.00
14.440	35.900	0.961	1732.8	1732.8	36.592	2.743	2.53	plastic	Clay	65.1			33.93	1.05	n.a.	n.a.	0.96	0.607	n.a.	n.a.	n.a.	n.a.	0.00	0.00
14.600	26.610	0.599	1752.0	1752.0	26.731	2.329	2.59	plastic	Clay	70.0			25.15	1.05	n.a.	n.a.	0.96	0.609	n.a.	n.a.	n.a.	n.a.	0.00	0.00
14.760	17.450	0.493	1771.2	1771.2	18.704	2.978	2.78		Clay	85.0			16.49	1.05	n.a.	n.a.	0.96	0.611	n.a.	n.a.	n.a.	n.a.	0.00	0.00
14.930	11.710	0.417	1791.6	1791.6	12.072	3.855	2.99		Clay	100.0			11.07	1.04	n.a.	n.a.	0.96	0.613	n.a.	n.a.	n.a.	n.a.	0.00	0.00
15.090	10.820	0.324	1810.8	1810.8	10.951	3.270	2.99		Clay	100.0			10.23	1.04	n.a.	n.a.	0.95	0.615	n.a.	n.a.	n.a.	n.a.	0.00	0.00
15.260	9.450	0.247	1831.2	1831.2	9.321	2.899	3.01		Clay	100.0			8.93	1.04	n.a.	n.a.	0.95	0.617	n.a.	n.a.	n.a.	n.a.	0.00	0.00
15.420	9.030	0.276	1850.4	1850.4	8.760	3.400	3.08		Clay	100.0			8.53	1.04	n.a.	n.a.	0.95	0.619	n.a.	n.a.	n.a.	n.a.	0.00	0.00
15.580	9.570	0.312	1869.6	1869.6	9.237	3.608	3.07		Clay	100.0			9.05	1.03	n.a.	n.a.	0.95	0.621	n.a.	n.a.	n.a.	n.a.	0.00	0.00
15.750	10.290	0.326	1890.0	1890.0	9.889	3.493	3.04		Clay	100.0			9.73	1.03	n.a.	n.a.	0.95	0.623	n.a.	n.a.	n.a.	n.a.	0.00	0.00
15.910	10.430	0.275	1909.2	1909.2	9.926	2.897	2.99		Clay	100.0			9.86	1.03	n.a.	n.a.	0.95	0.624	n.a.	n.a.	n.a.	n.a.	0.00	0.00
16.080	10.010	0.213	1929.6	1929.6	9.375	2.358	2.96		Clay	100.0			9.46	1.02	n.a.	n.a.	0.95	0.626	n.a.	n.a.	n.a.	n.a.	0.00	0.00
16.240	9.080	0.220	1948.8	1948.8	8.319	2.712	3.04		Clay	100.0			8.58	1.02	n.a.	n.a.	0.95	0.628	n.a.	n.a.	n.a.	n.a.	0.00	0.00
16.400	8.560	0.390	1968.0	1968.0	7.699	5.153	3.23		Clay	100.0			8.09	1.02	n.a.	n.a.	0.95	0.629	n.a.	n.a.	n.a.	n.a.	0.00	0.00
16.570	10.490	0.555	1988.4	1988.4	9.551	5.849	3.19		Clay	100.0			9.91	1.02	n.a.	n.a.	0.95	0.631	n.a.	n.a.	n.a.	n.a.	0.00	0.00
16.730	23.330	0.722	2007.6	2007.6	22.242	3.233	2.74		Clay	82.1			22.05	1.01	n.a.	n.a.	0.95	0.633	n.a.	n.a.	n.a.	n.a.	0.00	0.00
16.900	38.100	0.986	2028.0	2028.0	35.805	2.660	2.53		Sand	65.0	41.26	1.8	74.27	1.02	75.57	146.95	0.95	0.634	1.007	0.270	0.444	0.70	0.02	0.04
17.060	43.650	1.061	2047.2	2047.2	40.961	2.490	2.46		Sand	60.0		1.8	74.26	1.01	75.28	145.09	0.95	0.636	1.005	0.259	0.420	0.66	0.02	0.04
17.220	40.000	1.089	2066.4	2066.4	37.270	2.794	2.53		Sand	65.1	41.26	1.8	74.27	1.01	74.99	146.23	0.95	0.637	1.004	0.266	0.433	0.68	0.02	0.04
17.390	28.400	0.822	2086.8	2086.8	26.219	3.006	2.66		Clay	76.0			26.84	1.00	n.a.	n.a.	0.94	0.639	n.a.	n.a.	n.a.	n.a.	0.00	0.00
17.550	26.040	0.611	2106.0	2106.0	23.729	2.445	2.64		Clay	74.3			24.61	1.00	n.a.	n.a.	0.94	0.640	n.a.	n.a.	n.a.	n.a.	0.00	0.00
17.720	21.010	0.481	2126.4	2126.4	18.761	2.410	2.72		Clay	80.5			19.86	1.00	n.a.	n.a.	0.94	0.642	n.a.	n.a.	n.a.	n.a.	0.00	0.00
17.880	14.290	0.381	2145.6	2145.6	12.320	2.882	2.91		Clay	96.0			13.51	1.00	n.a.	n.a.	0.94	0.643	n.a.	n.a.	n.a.	n.a.	0.00	0.00
18.040	13.300	0.309	2164.8	2164.8	11.288	2.528	2.91		Clay	95.9			12.57	0.99	n.a.	n.a.	0.94	0.645	n.a.	n.a.	n.a.	n.a.	0.00	0.00
18.210	12.500	0.278	2185.2	2185.2	10.441	2.434	2.93		Clay	97.5			11.81	0.99	n.a.	n.a.	0.94	0.646	n.a.	n.a.	n.a.	n.a.	0.00	0.00
18.370	12.180	0.275	2204.4	2204.4	10.051	2.481	2.95		Clay	98.9			11.51	0.99	n.a.	n.a.	0.94	0.647	n.a.	n.a.	n.a.	n.a.	0.00	0.00
18.540	12.580	0.429	2224.8	2224.8	10.309	3.738	3.04		Clay	100.0			11.89	0.99	n.a.	n.a.	0.94	0.649	n.a.	n.a.	n.a.	n.a.	0.00	0.00
18.700	13.080	0.465	2244.0	2244.0	10.658	3.886	3.04		Clay	100.0			12.36	0.98	n.a.	n.a.	0.94	0.650	n.a.	n.a.	n.a.	n.a.	0.00	0.00
18.860	19.680	0.517	2263.2	2263.2	16.391	2.789	2.80		Clay	87.3			18.60	0.98	n.a.	n.a.	0.94	0.651	n.a.	n.a.	n.a.	n.a.	0.00	0.00
19.030	23.040	0.347	2283.6	2283.6	19.179	1.582	2.61		Clay	71.6			21.78	0.98	n.a.	n.a.	0.94	0.652	n.a.	n.a.	n.a.	n.a.	0.00	0.00
19.190	15.130	0.261	2302.8	2302.8	12.141	1.865	2.81		Clay	88.1			14.30	0.98	n.a.	n.a.	0.94	0.654	n.a.	n.a.	n.a.	n.a.	0.00	0.00
19.360	9.320	0.239	2323.2	2323.2	7.023	2.923	3.12		Clay	100.0			8.81	0.98	n.a.	n.a.	0.94	0.655	n.a.	n.a.	n.a.	n.a.	0.00	0.00
19.520	7.580	0.280	2342.4	2342.4	5.472	4.374	3.31		Clay	100.0			7.16	0.97	n.a.	n.a.	0.93	0.656	n.a.	n.a.	n.a.	n.a.	0.00	0.00
19.690	8.120	0.438	2362.8	2362.8	5.873	6.311	3.37		Clay	100.0			7.67	0.97	n.a.	n.a.	0.93	0.657	n.a.	n.a.	n.a.	n.a.	0.00	0.00
19.850	9.820	0.551	2382.0	2382.0	7.245	6.389	3.30		Clay	100.0			9.28	0.97	n.a.	n.a.	0.93	0.658	n.a.	n.a.	n.a.	n.a.	0.00	0.00
20.010	11.470	0.641	2401.2	2401.2	8.554	6.238	3.24		Clay	100.0			10.84	0.97	n.a.	n.a.	0.93	0.659	n.a.	n.a.	n.a.	n.a.	0.00	0.00
20.180	13.680	0.723	2421.6	2421.6	10.298	5.796	3.16		Clay	100.0			12.93	0.97	n.a.	n.a.	0.93	0.660	n.a.	n.a.	n.a.	n.a.	0.00	0.00
20.340	14.330	0.846	2440.8	2440.8	10.742	6.456	3.17		Clay	100.0			13.54	0.96	n.a.	n.a.	0.93	0.661	n.a.	n.a.	n.a.	n.a.	0.00	0.00
20.510	14.360	0.935	2461.2	2461.2	10.669	7.123	3.20		Clay	100.0			13.57	0.96	n.a.	n.a.	0.93	0.662	n.a.	n.a.	n.a.	n.a.	0.00	0.00
20.670	13.970	0.922	2480.4	2480.4	10.264	7.242	3.22		Clay	100.0			13.20	0.96	n.a.	n.a.	0.93	0.663	n.a.	n.a.	n.a.	n.a.	0.00	0.00
20.830	14.120	0.881	2499.6	2499.6	10.298	6.848	3.20		Clay	100.0			13.35	0.96	n.a.	n.a.	0.93	0.664	n.a.	n.a.	n.a.	n.a.	0.00	0.00
21.000	13.650	0.836	2520.0	2520.0	9.833	6.744	3.21		Clay	100.0			12.90	0.95	n.a.	n.a.	0.93	0.665	n.a.	n.a.	n.a.	n.a.	0.00	0.00
21.160	13.520	0.792	2539.2	2539.2	9.649	6.468	3.21		Clay	100.0			12.78	0.95	n.a.	n.a.	0.93	0.666	n.a.	n.a.	n.a.	n.a.	0.00	0.00
21.330	12.480	0.760	2559.6	2559.6	8.752	6.789	3.26		Clay	100.0			11.80	0.95	n.a.	n.a.	0.93	0.667	n.a.	n.a.	n.a.	n.a.	0.00	0.00
21.490	11.420	0.691	2578.8	2578.8	7.857	6.822	3.29		Clay	100.0			10.79	0.95	n.a.	n.a.	0.93	0.668	n.a.	n.a.	n.a.	n.a.	0.00	0.00
21.650	11.210	0.688	2598.0	2598.0	7.630	6.940	3.31		Clay	100.0			10.60	0.95	n.a.	n.a.	0.92	0.669	n.a.	n.a.	n.a.	n.a.	0.00	0.00
21.820	12.090	0.711	2618.4	2618.4	8.235	6.598	3.27		Clay	100.0			11.43	0.95	n.a.	n.a.	0.92	0.670	n.a.	n.a.	n.a.	n.a.	0.00	0.00
21.980	13.540	0.704	2637.6	2637.6	9.267	5.760	3.19		Clay	100.0			12.80	0.94	n.a.	n.a.	0.92	0.671	n.a.	n.a.	n.a.	n.a.	0.00	0.00
22.150	14.260	0.715	2658.2	2648.8	9.764	5.532	3.16		Clay	100.0			13.48	0.94	n.a.	n.a.	0.92	0.671	n.a.	n.a.	n.a.	n.a.	0.00	0.00
22.310	14.610	0.740	2677.5	2658.2	9.985	5.579	3.16		Clay	100.0			13.81	0.94	n.a.	n.a.	0.92	0.672	n.a.	n.a.	n.a.	n.a.	0.00	0.00
22.470	15.560	0.758	2696.9	2667.5	10.655	5.334	3.12		Clay	100.0			14.71	0.94	n.a.	n.a.	0.92	0.673	n.a.	n.a.	n.a.	n.a.	0.00	0.00
22.640	16.170	0.681	2717.4	2677.5	11.063	4.595	3.07		Clay	100.0			15.28	0.94	n.a.	n.a.	0.92	0.674	n.a.	n.a.	n.a.	n.a.	0.00	0.00
22.800	15.730	0.599	2736.8	2686.9	10.690	4.169	3.06		Clay	100.0			14.87	0.94	n.a.	n.a.	0.92	0.674	n.a.	n.a.	n.a.	n.a.	0.00	0.00
22.970	14.990	0.658	2757.4	2696.8	10.094	4.833	3.12		Clay	100.0			14.17	0.94	n.a.	n.a.	0.92	0.675	n.a.	n.a.	n.a.	n.a.	0.00	0.00

CORNERSTONE EARTH GROUP

CPT No. 8

PGA (A_{max}) 0.75

Total Settlement: 0.13 (Inches)

© 2014 Cornerstone Earth Group, Inc.

Depth (ft)	q_c (tsf)	f_s (tsf)	σ_{vc} (psf)	Insitu σ'_{vc} (psf)	Q	F (%)	I_c	Layer "Plastic" PI > 7	Flag Soil Type	Fines (%)	q_{cN} near interfaces (soft layer)	Thin Layer Factor (K_H)	Interpreted q_{cN}	C_N	q_{c1N}	q_{c1N-CS}	Stress Reduction Coeff, r_d	CSR	K_σ for Sand	$CRR_{M=7.5, \sigma'vc = 1 atm}$	CRR	Factor of Safety (CRR/CSR)	Vertical Strain ε_v	Settlement (Inches)
23.130	15.110	0.726	2776.7	2706.2	10.141	5.287	3.14		Clay	100.0			14.28	0.94	n.a.	n.a.	0.92	0.676	n.a.	n.a.	n.a.	n.a.	0.00	0.00
23.290	16.730	0.826	2796.1	2715.6	11.292	5.385	3.11		Clay	100.0			15.81	0.94	n.a.	n.a.	0.92	0.677	n.a.	n.a.	n.a.	n.a.	0.00	0.00
23.460	16.390	0.851	2816.7	2725.6	10.993	5.678	3.13		Clay	100.0			15.49	0.94	n.a.	n.a.	0.92	0.677	n.a.	n.a.	n.a.	n.a.	0.00	0.00
23.620	15.800	0.860	2836.0	2734.9	10.517	5.982	3.16		Clay	100.0			14.93	0.93	n.a.	n.a.	0.92	0.678	n.a.	n.a.	n.a.	n.a.	0.00	0.00
23.790	15.650	0.869	2856.6	2744.9	10.362	6.107	3.17		Clay	100.0			14.79	0.93	n.a.	n.a.	0.91	0.679	n.a.	n.a.	n.a.	n.a.	0.00	0.00
23.950	15.560	0.892	2876.0	2754.3	10.255	6.315	3.18		Clay	100.0			14.71	0.93	n.a.	n.a.	0.91	0.679	n.a.	n.a.	n.a.	n.a.	0.00	0.00
24.110	15.580	0.838	2895.3	2763.6	10.227	5.930	3.17		Clay	100.0			14.73	0.93	n.a.	n.a.	0.91	0.680	n.a.	n.a.	n.a.	n.a.	0.00	0.00
24.280	15.520	0.851	2915.9	2773.6	10.140	6.052	3.17		Clay	100.0			14.67	0.93	n.a.	n.a.	0.91	0.680	n.a.	n.a.	n.a.	n.a.	0.00	0.00
24.440	15.200	0.881	2935.2	2783.0	9.869	6.413	3.20		Clay	100.0			14.37	0.93	n.a.	n.a.	0.91	0.681	n.a.	n.a.	n.a.	n.a.	0.00	0.00
24.610	16.030	0.988	2955.8	2792.9	10.421	6.788	3.20		Clay	100.0			15.15	0.93	n.a.	n.a.	0.91	0.682	n.a.	n.a.	n.a.	n.a.	0.00	0.00
24.770	17.600	1.095	2975.2	2802.3	11.499	6.798	3.17		Clay	100.0			16.64	0.93	n.a.	n.a.	0.91	0.682	n.a.	n.a.	n.a.	n.a.	0.00	0.00
24.930	18.620	1.061	2994.5	2811.7	12.180	6.195	3.12		Clay	100.0			17.60	0.93	n.a.	n.a.	0.91	0.683	n.a.	n.a.	n.a.	n.a.	0.00	0.00
25.100	18.750	1.010	3015.1	2821.7	12.221	5.858	3.10		Clay	100.0			17.72	0.93	n.a.	n.a.	0.91	0.683	n.a.	n.a.	n.a.	n.a.	0.00	0.00
25.260	17.390	0.916	3034.5	2831.0	11.213	5.773	3.13		Clay	100.0			16.44	0.93	n.a.	n.a.	0.91	0.684	n.a.	n.a.	n.a.	n.a.	0.00	0.00
25.430	16.660	0.839	3055.0	2841.0	10.653	5.544	3.13		Clay	100.0			15.75	0.93	n.a.	n.a.	0.91	0.684	n.a.	n.a.	n.a.	n.a.	0.00	0.00
25.590	14.880	0.757	3074.4	2850.4	9.362	5.674	3.18		Clay	100.0			14.06	0.92	n.a.	n.a.	0.91	0.685	n.a.	n.a.	n.a.	n.a.	0.00	0.00
25.750	13.250	0.681	3093.8	2859.8	8.185	5.820	3.24		Clay	100.0			12.52	0.92	n.a.	n.a.	0.90	0.685	n.a.	n.a.	n.a.	n.a.	0.00	0.00
25.920	12.640	0.664	3114.3	2869.7	7.724	5.991	3.26		Clay	100.0			11.95	0.92	n.a.	n.a.	0.90	0.686	n.a.	n.a.	n.a.	n.a.	0.00	0.00
26.080	12.140	0.633	3133.7	2879.1	7.345	5.986	3.28		Clay	100.0			11.47	0.92	n.a.	n.a.	0.90	0.686	n.a.	n.a.	n.a.	n.a.	0.00	0.00
26.250	12.110	0.624	3154.3	2889.1	7.292	5.923	3.28		Clay	100.0			11.45	0.92	n.a.	n.a.	0.90	0.686	n.a.	n.a.	n.a.	n.a.	0.00	0.00
26.410	11.730	0.615	3173.6	2898.4	6.999	6.063	3.30		Clay	100.0			11.09	0.92	n.a.	n.a.	0.90	0.687	n.a.	n.a.	n.a.	n.a.	0.00	0.00
26.570	11.510	0.629	3193.0	2907.8	6.819	6.340	3.32		Clay	100.0			10.88	0.92	n.a.	n.a.	0.90	0.687	n.a.	n.a.	n.a.	n.a.	0.00	0.00
26.740	11.600	0.668	3213.5	2917.8	6.850	6.684	3.33		Clay	100.0			10.96	0.92	n.a.	n.a.	0.90	0.688	n.a.	n.a.	n.a.	n.a.	0.00	0.00
26.900	12.070	0.687	3232.9	2927.1	7.143	6.572	3.32		Clay	100.0			11.41	0.92	n.a.	n.a.	0.90	0.688	n.a.	n.a.	n.a.	n.a.	0.00	0.00
27.070	11.350	0.669	3253.5	2937.1	6.621	6.879	3.35		Clay	100.0			10.73	0.92	n.a.	n.a.	0.90	0.688	n.a.	n.a.	n.a.	n.a.	0.00	0.00
27.230	10.300	0.561	3272.8	2946.5	5.881	6.479	3.38		Clay	100.0			9.74	0.92	n.a.	n.a.	0.90	0.689	n.a.	n.a.	n.a.	n.a.	0.00	0.00
27.400	9.270	0.499	3293.4	2956.4	5.157	6.547	3.43		Clay	100.0			8.76	0.92	n.a.	n.a.	0.90	0.689	n.a.	n.a.	n.a.	n.a.	0.00	0.00
27.560	8.290	0.449	3312.8	2965.8	4.473	6.770	3.49		Clay	100.0			7.84	0.91	n.a.	n.a.	0.90	0.689	n.a.	n.a.	n.a.	n.a.	0.00	0.00
27.720	8.320	0.558	3332.1	2975.2	4.473	8.389	3.54		Clay	100.0			7.86	0.91	n.a.	n.a.	0.89	0.690	n.a.	n.a.	n.a.	n.a.	0.00	0.00
27.890	8.840	0.594	3352.7	2985.2	4.800	8.293	3.51		Clay	100.0			8.36	0.91	n.a.	n.a.	0.89	0.690	n.a.	n.a.	n.a.	n.a.	0.00	0.00
28.050	9.860	0.578	3372.1	2994.5	5.459	7.069	3.43		Clay	100.0			9.32	0.91	n.a.	n.a.	0.89	0.690	n.a.	n.a.	n.a.	n.a.	0.00	0.00
28.220	9.750	0.554	3392.6	3004.5	5.361	6.883	3.43		Clay	100.0			9.22	0.91	n.a.	n.a.	0.89	0.691	n.a.	n.a.	n.a.	n.a.	0.00	0.00
28.380	10.600	0.574	3412.0	3013.9	5.902	6.454	3.38		Clay	100.0			10.02	0.91	n.a.	n.a.	0.89	0.691	n.a.	n.a.	n.a.	n.a.	0.00	0.00
28.540	10.500	0.675	3431.3	3023.2	5.811	7.682	3.43		Clay	100.0			9.92	0.91	n.a.	n.a.	0.89	0.691	n.a.	n.a.	n.a.	n.a.	0.00	0.00
28.710	11.110	0.701	3451.9	3033.2	6.188	7.470	3.40		Clay	100.0			10.50	0.91	n.a.	n.a.	0.89	0.691	n.a.	n.a.	n.a.	n.a.	0.00	0.00
28.870	11.860	0.774	3471.3	3042.6	6.655	7.641	3.38		Clay	100.0			11.21	0.91	n.a.	n.a.	0.89	0.692	n.a.	n.a.	n.a.	n.a.	0.00	0.00
29.040	12.520	0.776	3491.8	3052.5	7.059	7.204	3.34		Clay	100.0			11.83	0.91	n.a.	n.a.	0.89	0.692	n.a.	n.a.	n.a.	n.a.	0.00	0.00
29.200	12.590	0.641	3511.2	3061.9	7.077	5.920	3.29		Clay	100.0			11.90	0.91	n.a.	n.a.	0.89	0.692	n.a.	n.a.	n.a.	n.a.	0.00	0.00
29.360	10.910	0.544	3530.6	3071.3	5.955	5.952	3.35		Clay	100.0			10.31	0.91	n.a.	n.a.	0.89	0.692	n.a.	n.a.	n.a.	n.a.	0.00	0.00
29.530	9.870	0.369	3551.1	3081.3	5.254	4.553	3.33		Clay	100.0			9.33	0.91	n.a.	n.a.	0.89	0.692	n.a.	n.a.	n.a.	n.a.	0.00	0.00
29.690	9.720	0.366	3570.5	3090.6	5.135	4.614	3.34		Clay	100.0			9.19	0.90	n.a.	n.a.	0.88	0.693	n.a.	n.a.	n.a.	n.a.	0.00	0.00
29.860	8.920	0.413	3591.1	3100.6	4.596	5.793	3.44		Clay	100.0			8.43	0.90	n.a.	n.a.	0.88	0.693	n.a.	n.a.	n.a.	n.a.	0.00	0.00
30.020	9.560	0.490	3610.4	3110.0	4.987	6.317	3.43		Clay	100.0			9.04	0.90	n.a.	n.a.	0.88	0.693	n.a.	n.a.	n.a.	n.a.	0.00	0.00
30.180	10.350	0.548	3629.8	3119.3	5.472	6.416	3.40		Clay	100.0			9.78	0.90	n.a.	n.a.	0.88	0.693	n.a.	n.a.	n.a.	n.a.	0.00	0.00
30.350	10.390	0.556	3650.4	3129.3	5.474	6.489	3.40		Clay	100.0			9.82	0.90	n.a.	n.a.	0.88	0.693	n.a.	n.a.	n.a.	n.a.	0.00	0.00
30.510	10.460	0.537	3669.7	3138.7	5.496	6.231	3.39		Clay	100.0			9.89	0.90	n.a.	n.a.	0.88	0.693	n.a.	n.a.	n.a.	n.a.	0.00	0.00
30.680	10.510	0.532	3690.3	3148.6	5.504	6.142	3.39		Clay	100.0			9.93	0.90	n.a.	n.a.	0.88	0.693	n.a.	n.a.	n.a.	n.a.	0.00	0.00
30.840	10.440	0.554	3709.6	3158.0	5.437	6.448	3.41		Clay	100.0			9.87	0.90	n.a.	n.a.	0.88	0.694	n.a.	n.a.	n.a.	n.a.	0.00	0.00
31.000	10.610	0.573	3729.0	3167.4	5.522	6.551	3.40		Clay	100.0			10.03	0.90	n.a.	n.a.	0.88	0.694	n.a.	n.a.	n.a.	n.a.	0.00	0.00
31.170	10.880	0.596	3749.6	3177.4	5.668	6.614	3.40		Clay	100.0			10.28	0.90	n.a.	n.a.	0.88	0.694	n.a.	n.a.	n.a.	n.a.	0.00	0.00
31.330	11.500	0.623	3768.9	3186.7	6.035	6.474	3.37		Clay	100.0			10.87	0.90	n.a.	n.a.	0.88	0.694	n.a.	n.a.	n.a.	n.a.	0.00	0.00
31.500	11.560	0.553	3789.5	3196.7	6.047	5.722	3.34		Clay	100.0			10.93	0.90	n.a.	n.a.	0.87	0.694	n.a.	n.a.	n.a.	n.a.	0.00	0.00
31.660	10.920	0.554	3808.9	3206.1	5.624	6.148	3.38		Clay	100.0			10.32	0.90	n.a.	n.a.	0.87	0.694	n.a.	n.a.	n.a.	n.a.	0.00	0.00
31.820	11.140	0.664	3828.2	3215.5	5.738	7.196	3.42		Clay	100.0			10.53	0.90	n.a.	n.a.	0.87	0.694	n.a.	n.a.	n.a.	n.a.	0.00	0.00
31.990	12.630	0.745	3848.8	3225.4	6.638	6.961	3.36		Clay	100.0			11.94	0.89	n.a.	n.a.	0.87	0.694	n.a.	n.a.	n.a.	n.a.	0.00	0.00
32.150	11.780	0.672	3868.2	3234.8	6.088	6.822	3.38		Clay	100.0			11.13	0.89	n.a.	n.a.	0.87	0.694	n.a.	n.a.	n.a.	n.a.	0.00	0.00
32.320	10.520	0.506	3888.7	3244.8	5.286	5.905	3.39		Clay	100.0			9.94	0.89	n.a.	n.a.	0.87	0.694	n.a.	n.a.	n.a.	n.a.	0.00	0.00
32.480	9.810	0.415	3908.1	3254.1	4.828	5.281	3.40		Clay	100.0			9.27	0.89	n.a.	n.a.	0.87	0.694	n.a.	n.a.	n.a.	n.a.	0.00	0.00
32.640	10.090	0.436	3927.4	3263.5	4.980	5.365	3.39		Clay	100.0			9.54	0.89	n.a.	n.a.	0.87	0.694	n.a.	n.a.	n.a.	n.a.	0.00	0.00
32.810	10.570	0.438	3948.0	3273.5	5.252	5.094	3.36		Clay	100.0			9.99	0.89	n.a.	n.a.	0.87	0.694	n.a.	n.a.	n.a.	n.a.	0.00	0.00
32.970	11.570	0.421	3967.4	3282.8	5.840	4.394	3.28		Clay	100.0			10.94	0.89	n.a.	n.a.	0.87	0.694	n.a.	n.a.	n.a.	n.a.	0.00	0.00
33.140	12.400	0.435	3987.9	3292.8	6.320	4.182	3.24		Clay	100.0			11.72	0.89	n.a.	n.a.	0.87	0.694	n.a.	n.a.	n.a.	n.a.	0.00	0.00
33.300	11.540	0.450	4007.3	3302.2	5.776	4.715	3.30		Clay	100.0			10.91	0.89	n.a.	n.a.	0.87	0.694	n.a.	n.a.	n.a.	n.a.	0.00	0.00
33.460	11.190	0.492	4026.7	3311.6	5.542	5.363	3.35		Clay	100.0			10.58	0.89	n.a.	n.a.	0.86	0.694	n.a.	n.a.	n.a.	n.a.	0.00	0.00
33.630	12.800	0.479	4047.2	3321.5	6.489	4.442	3.25		Clay	100.0			12.10	0.89	n.a.	n.a.	0.86	0.694	n.a.	n.a.	n.a.	n.a.	0.00	0.00
33.790	12.590	0.490	4066.6	3330.9	6.339	4.642	3.27		Clay	100.0			11.90	0.89	n.a.	n.a.	0.86	0.694	n.a.	n.a.	n.a.	n.a.	0.00	0.00
33.960	11.450	0.444	4087.2	3340.9	5.631	4.719	3.31		Clay	100.0			10.82	0.89	n.a.	n.a.	0.86	0.694	n.a.	n.a.	n.a.	n.a.	0.00	0.00

CORNERSTONE EARTH GROUP

CPT No. 8

PGA (A_{max}) 0.75

Total Settlement: 0.13 (Inches)

© 2014 Cornerstone Earth Group, Inc.

Depth (ft)	q_c (tsf)	f_s (tsf)	σ_{vc} (psf)	Insitu σ'_{vc} (psf)	Q	F (%)	I_c	Layer "Plastic" PI > 7	Flag Soil Type	Fines (%)	q_{cN} near interfaces (soft layer)	Thin Layer Factor (K_H)	Interpreted q_{cN}	C_N	q_{c1N}	q_{c1N-CS}	Stress Reduction Coeff, r_d	CSR	K_σ for Sand	$CRR_{M=7.5, \sigma'vc = 1 atm}$	CRR	Factor of Safety (CRR/CSR)	Vertical Strain ε_v	Settlement (Inches)
34.120	10.390	0.460	4106.5	3350.2	4.977	5.514	3.40		Clay	100.0			9.82	0.89	n.a.	n.a.	0.86	0.694	n.a.	n.a.	n.a.	n.a.	0.00	0.00
34.280	10.050	0.490	4125.9	3359.6	4.755	6.131	3.44		Clay	100.0			9.50	0.89	n.a.	n.a.	0.86	0.694	n.a.	n.a.	n.a.	n.a.	0.00	0.00
34.450	10.400	0.508	4146.5	3369.6	4.942	6.096	3.42		Clay	100.0			9.83	0.88	n.a.	n.a.	0.86	0.694	n.a.	n.a.	n.a.	n.a.	0.00	0.00
34.610	10.520	0.481	4165.8	3378.9	4.994	5.705	3.40		Clay	100.0			9.94	0.88	n.a.	n.a.	0.86	0.694	n.a.	n.a.	n.a.	n.a.	0.00	0.00
34.780	10.150	0.451	4186.4	3388.9	4.755	5.597	3.42		Clay	100.0			9.59	0.88	n.a.	n.a.	0.86	0.694	n.a.	n.a.	n.a.	n.a.	0.00	0.00
34.940	9.590	0.395	4205.7	3398.3	4.406	5.280	3.43		Clay	100.0			9.06	0.88	n.a.	n.a.	0.86	0.694	n.a.	n.a.	n.a.	n.a.	0.00	0.00
35.100	9.270	0.341	4225.1	3407.7	4.201	4.763	3.42		Clay	100.0			8.76	0.88	n.a.	n.a.	0.86	0.694	n.a.	n.a.	n.a.	n.a.	0.00	0.00
35.270	8.590	0.290	4245.7	3417.6	3.785	4.484	3.44		Clay	100.0			8.12	0.88	n.a.	n.a.	0.85	0.694	n.a.	n.a.	n.a.	n.a.	0.00	0.00
35.430	8.180	0.253	4265.0	3427.0	3.529	4.184	3.45		Clay	100.0			7.73	0.88	n.a.	n.a.	0.85	0.694	n.a.	n.a.	n.a.	n.a.	0.00	0.00
35.600	7.880	0.268	4285.6	3437.0	3.339	4.670	3.50		Clay	100.0			7.45	0.88	n.a.	n.a.	0.85	0.694	n.a.	n.a.	n.a.	n.a.	0.00	0.00
35.760	8.200	0.267	4305.0	3446.3	3.510	4.410	3.47		Clay	100.0			7.75	0.88	n.a.	n.a.	0.85	0.693	n.a.	n.a.	n.a.	n.a.	0.00	0.00
35.930	8.770	0.283	4325.5	3456.3	3.823	4.288	3.43		Clay	100.0			8.29	0.88	n.a.	n.a.	0.85	0.693	n.a.	n.a.	n.a.	n.a.	0.00	0.00
36.090	8.840	0.301	4344.9	3465.7	3.848	4.507	3.44		Clay	100.0			8.36	0.88	n.a.	n.a.	0.85	0.693	n.a.	n.a.	n.a.	n.a.	0.00	0.00
36.250	9.290	0.402	4364.3	3475.1	4.091	5.657	3.47		Clay	100.0			8.78	0.88	n.a.	n.a.	0.85	0.693	n.a.	n.a.	n.a.	n.a.	0.00	0.00
36.420	11.190	0.491	4384.8	3485.0	5.164	5.454	3.38		Clay	100.0			10.58	0.88	n.a.	n.a.	0.85	0.693	n.a.	n.a.	n.a.	n.a.	0.00	0.00
36.580	12.890	0.440	4404.2	3494.4	6.117	4.119	3.25		Clay	100.0			12.18	0.88	n.a.	n.a.	0.85	0.693	n.a.	n.a.	n.a.	n.a.	0.00	0.00
36.750	11.670	0.424	4424.8	3504.4	5.398	4.486	3.32		Clay	100.0			11.03	0.88	n.a.	n.a.	0.85	0.693	n.a.	n.a.	n.a.	n.a.	0.00	0.00
36.910	10.450	0.345	4444.1	3513.7	4.683	4.198	3.35		Clay	100.0			9.88	0.87	n.a.	n.a.	0.85	0.693	n.a.	n.a.	n.a.	n.a.	0.00	0.00
37.070	11.150	0.280	4463.5	3523.1	5.063	3.142	3.26		Clay	100.0			10.54	0.87	n.a.	n.a.	0.84	0.692	n.a.	n.a.	n.a.	n.a.	0.00	0.00
37.240	11.590	0.290	4484.0	3533.1	5.292	3.102	3.24		Clay	100.0			10.95	0.87	n.a.	n.a.	0.84	0.692	n.a.	n.a.	n.a.	n.a.	0.00	0.00
37.400	10.630	0.346	4503.4	3542.4	4.730	4.131	3.34		Clay	100.0			10.05	0.87	n.a.	n.a.	0.84	0.692	n.a.	n.a.	n.a.	n.a.	0.00	0.00
37.570	11.880	0.402	4524.0	3552.4	5.415	4.181	3.30		Clay	100.0			11.23	0.87	n.a.	n.a.	0.84	0.692	n.a.	n.a.	n.a.	n.a.	0.00	0.00
37.730	12.240	0.445	4543.3	3561.8	5.597	4.467	3.30		Clay	100.0			11.57	0.87	n.a.	n.a.	0.84	0.692	n.a.	n.a.	n.a.	n.a.	0.00	0.00
37.890	11.980	0.415	4562.7	3571.2	5.432	4.278	3.30		Clay	100.0			11.32	0.87	n.a.	n.a.	0.84	0.692	n.a.	n.a.	n.a.	n.a.	0.00	0.00
38.060	11.550	0.403	4583.3	3581.1	5.171	4.348	3.32		Clay	100.0			10.92	0.87	n.a.	n.a.	0.84	0.691	n.a.	n.a.	n.a.	n.a.	0.00	0.00
38.220	11.700	0.405	4602.6	3590.5	5.235	4.311	3.32		Clay	100.0			11.06	0.87	n.a.	n.a.	0.84	0.691	n.a.	n.a.	n.a.	n.a.	0.00	0.00
38.390	11.630	0.400	4623.2	3600.5	5.176	4.289	3.32		Clay	100.0			10.99	0.87	n.a.	n.a.	0.84	0.691	n.a.	n.a.	n.a.	n.a.	0.00	0.00
38.550	11.720	0.390	4642.6	3609.8	5.207	4.146	3.31		Clay	100.0			11.08	0.87	n.a.	n.a.	0.84	0.691	n.a.	n.a.	n.a.	n.a.	0.00	0.00
38.710	11.540	0.330	4661.9	3619.2	5.089	3.579	3.28		Clay	100.0			10.91	0.87	n.a.	n.a.	0.84	0.691	n.a.	n.a.	n.a.	n.a.	0.00	0.00
38.880	11.260	0.257	4682.5	3629.2	4.915	2.886	3.25		Clay	100.0			10.64	0.87	n.a.	n.a.	0.84	0.690	n.a.	n.a.	n.a.	n.a.	0.00	0.00
39.040	10.860	0.496	4701.8	3638.5	4.677	5.828	3.43		Clay	100.0			10.26	0.87	n.a.	n.a.	0.83	0.690	n.a.	n.a.	n.a.	n.a.	0.00	0.00
39.210	11.430	0.942	4722.4	3648.5	4.971	10.391	3.56		Clay	100.0			10.80	0.87	n.a.	n.a.	0.83	0.690	n.a.	n.a.	n.a.	n.a.	0.00	0.00
39.370	24.060	1.111	4741.8	3657.9	11.859	5.124	3.08		Clay	100.0			22.74	0.87	n.a.	n.a.	0.83	0.690	n.a.	n.a.	n.a.	n.a.	0.00	0.00
39.530	61.930	1.064	4761.1	3667.3	42.754	1.787	2.36		Sand	51.5	79.08	1.72	136.02	0.83	112.56	189.13	0.83	0.690	0.872	1.079	2.070	3.00	0.00	0.00
39.700	83.670	1.165	4781.7	3677.2	58.276	1.433	2.19		Sand	38.3		1.72	136.02	0.82	111.56	178.88	0.83	0.689	0.884	0.695	1.272	1.85	0.00	0.00
39.860	82.940	1.283	4801.1	3686.6	57.672	1.594	2.22		Sand	40.9	79.08	1.72	136.02	0.82	111.66	181.25	0.83	0.689	0.881	0.764	1.420	2.06	0.00	0.00
40.030	77.490	0.999	4821.6	3696.6	53.690	1.330	2.20		Sand	38.9	79.08	1.72	136.02	0.82	111.37	179.22	0.83	0.689	0.883	0.704	1.291	1.87	0.00	0.00
40.190	56.360	0.847	4841.0	3705.9	38.524	1.571	2.36		Sand	51.6	79.08	1.72	136.02	0.82	112.11	188.62	0.83	0.689	0.870	1.054	2.017	2.93	0.00	0.00
40.350	29.870	0.797	4860.4	3715.3	14.771	2.906	2.85		Clay	91.0			28.23	0.86	n.a.	n.a.	0.83	0.688	n.a.	n.a.	n.a.	n.a.	0.00	0.00
40.520	18.550	0.778	4880.9	3725.3	8.649	4.831	3.17		Clay	100.0			17.53	0.86	n.a.	n.a.	0.83	0.688	n.a.	n.a.	n.a.	n.a.	0.00	0.00
40.680	13.070	0.583	4900.3	3734.6	5.687	5.485	3.35		Clay	100.0			12.35	0.86	n.a.	n.a.	0.83	0.688	n.a.	n.a.	n.a.	n.a.	0.00	0.00
40.850	12.190	0.474	4920.9	3744.6	5.197	4.868	3.35		Clay	100.0			11.52	0.86	n.a.	n.a.	0.82	0.687	n.a.	n.a.	n.a.	n.a.	0.00	0.00
41.010	11.640	0.461	4940.2	3754.0	4.885	5.022	3.38		Clay	100.0			11.00	0.86	n.a.	n.a.	0.82	0.687	n.a.	n.a.	n.a.	n.a.	0.00	0.00
41.170	11.510	0.449	4959.6	3763.4	4.799	4.977	3.38		Clay	100.0			10.88	0.86	n.a.	n.a.	0.82	0.687	n.a.	n.a.	n.a.	n.a.	0.00	0.00
41.340	11.470	0.469	4980.1	3773.3	4.760	5.217	3.40		Clay	100.0			10.84	0.86	n.a.	n.a.	0.82	0.687	n.a.	n.a.	n.a.	n.a.	0.00	0.00
41.500	11.570	0.467	4999.5	3782.7	4.796	5.151	3.39		Clay	100.0			10.94	0.86	n.a.	n.a.	0.82	0.686	n.a.	n.a.	n.a.	n.a.	0.00	0.00
41.670	12.120	0.451	5020.1	3792.7	5.068	4.697	3.35		Clay	100.0			11.46	0.86	n.a.	n.a.	0.82	0.686	n.a.	n.a.	n.a.	n.a.	0.00	0.00
41.830	11.640	0.438	5039.4	3802.0	4.798	4.800	3.38		Clay	100.0			11.00	0.86	n.a.	n.a.	0.82	0.686	n.a.	n.a.	n.a.	n.a.	0.00	0.00
41.990	11.210	0.441	5058.8	3811.4	4.555	5.079	3.41		Clay	100.0			10.60	0.86	n.a.	n.a.	0.82	0.686	n.a.	n.a.	n.a.	n.a.	0.00	0.00
42.160	11.270	0.448	5079.4	3821.4	4.569	5.133	3.41		Clay	100.0			10.65	0.86	n.a.	n.a.	0.82	0.685	n.a.	n.a.	n.a.	n.a.	0.00	0.00
42.320	11.530	0.451	5098.7	3830.8	4.689	5.017	3.39		Clay	100.0			10.90	0.86	n.a.	n.a.	0.82	0.685	n.a.	n.a.	n.a.	n.a.	0.00	0.00
42.490	11.220	0.426	5119.3	3840.7	4.510	4.917	3.40		Clay	100.0			10.60	0.85	n.a.	n.a.	0.82	0.685	n.a.	n.a.	n.a.	n.a.	0.00	0.00
42.650	11.070	0.407	5138.7	3850.1	4.416	4.793	3.40		Clay	100.0			10.46	0.85	n.a.	n.a.	0.81	0.684	n.a.	n.a.	n.a.	n.a.	0.00	0.00
42.810	10.880	0.378	5158.0	3859.5	4.302	4.549	3.40		Clay	100.0			10.28	0.85	n.a.	n.a.	0.81	0.684	n.a.	n.a.	n.a.	n.a.	0.00	0.00
42.980	10.270	0.398	5178.6	3869.4	3.970	5.182	3.46		Clay	100.0			9.71	0.85	n.a.	n.a.	0.81	0.684	n.a.	n.a.	n.a.	n.a.	0.00	0.00
43.140	10.750	0.406	5197.9	3878.8	4.203	4.977	3.43		Clay	100.0			10.16	0.85	n.a.	n.a.	0.81	0.683	n.a.	n.a.	n.a.	n.a.	0.00	0.00
43.310	11.440	0.426	5218.5	3888.8	4.542	4.822	3.40		Clay	100.0			10.81	0.85	n.a.	n.a.	0.81	0.683	n.a.	n.a.	n.a.	n.a.	0.00	0.00
43.470	11.270	0.394	5237.9	3898.1	4.439	4.549	3.39		Clay	100.0			10.65	0.85	n.a.	n.a.	0.81	0.683	n.a.	n.a.	n.a.	n.a.	0.00	0.00
43.640	10.220	0.354	5258.4	3908.1	3.885	4.666	3.44		Clay	100.0			9.66	0.85	n.a.	n.a.	0.81	0.682	n.a.	n.a.	n.a.	n.a.	0.00	0.00
43.800	9.320	0.304	5277.8	3917.5	3.411	4.552	3.49		Clay	100.0			8.81	0.85	n.a.	n.a.	0.81	0.682	n.a.	n.a.	n.a.	n.a.	0.00	0.00
43.960	8.980	0.278	5297.2	3926.9	3.225	4.392	3.50		Clay	100.0			8.49	0.85	n.a.	n.a.	0.81	0.682	n.a.	n.a.	n.a.	n.a.	0.00	0.00
44.130	9.170	0.269	5317.7	3936.8	3.308	4.130	3.48		Clay	100.0			8.67	0.85	n.a.	n.a.	0.81	0.681	n.a.	n.a.	n.a.	n.a.	0.00	0.00
44.290	9.070	0.237	5337.1	3946.2	3.244	3.702	3.46		Clay	100.0			8.57	0.85	n.a.	n.a.	0.81	0.681	n.a.	n.a.	n.a.	n.a.	0.00	0.00
44.460	8.530	0.234	5357.7	3956.2	2.958	4.004	3.51		Clay	100.0			8.06	0.85	n.a.	n.a.	0.80	0.681	n.a.	n.a.	n.a.	n.a.	0.00	0.00
44.620	8.130	0.278	5377.0	3965.5	2.744	5.113	3.59		Clay	100.0			7.68	0.85	n.a.	n.a.	0.80	0.680	n.a.	n.a.	n.a.	n.a.	0.00	0.00
44.780	8.750	0.420	5396.4	3974.9	3.045	6.933	3.63		Clay	100.0			8.27	0.85	n.a.	n.a.	0.80	0.680	n.a.	n.a.	n.a.	n.a.	0.00	0.00
44.950	11.870	0.536	5417.0	3984.9	4.598	5.847	3.44		Clay	100.0			11.22	0.85	n.a.	n.a.	0.80	0.680	n.a.	n.a.	n.a.	n.a.	0.00	0.00

CORNERSTONE EARTH GROUP

CPT No. 8

PGA (A_{max}) 0.75

Total Settlement: 0.13 (Inches)

© 2014 Cornerstone Earth Group, Inc.

Depth (ft)	q_c (tsf)	f_s (tsf)	σ_{vc} (psf)	Insitu σ'_{vc} (psf)	Q	F (%)	I_c	Layer "Plastic" PI > 7	Flag Soil Type	Fines (%)	q_{cN} near interfaces (soft layer)	Thin Layer Factor (K_H)	Interpreted q_{cN}	C_N	q_{c1N}	q_{c1N-CS}	Stress Reduction Coeff, r_d	CSR	K_σ for Sand	$CRR_{M=7.5, \sigma'vc = 1 atm}$	CRR	Factor of Safety (CRR/CSR)	Vertical Strain ε_v	Settlement (Inches)
45.110	15.240	0.569	5436.3	3994.2	6.270	4.540	3.27		Clay	100.0			14.40	0.85	n.a.	n.a.	0.80	0.679	n.a.	n.a.	n.a.	n.a.	0.00	0.00
45.280	14.870	0.603	5456.9	4004.2	6.064	4.968	3.30		Clay	100.0			14.05	0.85	n.a.	n.a.	0.80	0.679	n.a.	n.a.	n.a.	n.a.	0.00	0.00
45.440	13.710	0.576	5476.2	4013.6	5.467	5.247	3.35		Clay	100.0			12.96	0.84	n.a.	n.a.	0.80	0.679	n.a.	n.a.	n.a.	n.a.	0.00	0.00
45.600	11.790	0.560	5495.6	4023.0	4.495	6.193	3.46		Clay	100.0			11.14	0.84	n.a.	n.a.	0.80	0.678	n.a.	n.a.	n.a.	n.a.	0.00	0.00
45.770	11.670	0.510	5516.2	4032.9	4.420	5.718	3.45		Clay	100.0			11.03	0.84	n.a.	n.a.	0.80	0.678	n.a.	n.a.	n.a.	n.a.	0.00	0.00
45.930	12.620	0.435	5535.5	4042.3	4.875	4.411	3.35		Clay	100.0			11.93	0.84	n.a.	n.a.	0.80	0.677	n.a.	n.a.	n.a.	n.a.	0.00	0.00
46.100	11.790	0.356	5556.1	4052.3	4.448	3.955	3.36		Clay	100.0			11.14	0.84	n.a.	n.a.	0.80	0.677	n.a.	n.a.	n.a.	n.a.	0.00	0.00
46.260	9.970	0.320	5575.5	4061.6	3.537	4.450	3.47		Clay	100.0			9.42	0.84	n.a.	n.a.	0.80	0.677	n.a.	n.a.	n.a.	n.a.	0.00	0.00
46.420	9.250	0.265	5594.8	4071.0	3.170	4.104	3.49		Clay	100.0			8.74	0.84	n.a.	n.a.	0.79	0.676	n.a.	n.a.	n.a.	n.a.	0.00	0.00
46.590	9.560	0.246	5615.4	4081.0	3.309	3.649	3.45		Clay	100.0			9.04	0.84	n.a.	n.a.	0.79	0.676	n.a.	n.a.	n.a.	n.a.	0.00	0.00
46.750	9.920	0.270	5634.8	4090.4	3.473	3.796	3.44		Clay	100.0			9.38	0.84	n.a.	n.a.	0.79	0.675	n.a.	n.a.	n.a.	n.a.	0.00	0.00
46.920	10.430	0.305	5655.3	4100.3	3.708	4.012	3.43		Clay	100.0			9.86	0.84	n.a.	n.a.	0.79	0.675	n.a.	n.a.	n.a.	n.a.	0.00	0.00
47.080	10.920	0.363	5674.7	4109.7	3.933	4.495	3.43		Clay	100.0			10.32	0.84	n.a.	n.a.	0.79	0.675	n.a.	n.a.	n.a.	n.a.	0.00	0.00
47.240	11.790	0.425	5694.0	4119.1	4.342	4.750	3.41		Clay	100.0			11.14	0.84	n.a.	n.a.	0.79	0.674	n.a.	n.a.	n.a.	n.a.	0.00	0.00
47.410	13.030	0.450	5714.6	4129.0	4.927	4.426	3.35		Clay	100.0			12.32	0.84	n.a.	n.a.	0.79	0.674	n.a.	n.a.	n.a.	n.a.	0.00	0.00
47.570	13.720	0.476	5734.0	4138.4	5.245	4.383	3.32		Clay	100.0			12.97	0.84	n.a.	n.a.	0.79	0.674	n.a.	n.a.	n.a.	n.a.	0.00	0.00
47.740	13.450	0.461	5754.5	4148.4	5.097	4.364	3.33		Clay	100.0			12.71	0.84	n.a.	n.a.	0.79	0.673	n.a.	n.a.	n.a.	n.a.	0.00	0.00
47.900	13.220	0.470	5773.9	4157.7	4.971	4.552	3.35		Clay	100.0			12.50	0.84	n.a.	n.a.	0.79	0.673	n.a.	n.a.	n.a.	n.a.	0.00	0.00
48.060	11.890	0.476	5793.3	4167.1	4.316	5.296	3.44		Clay	100.0			11.24	0.84	n.a.	n.a.	0.79	0.672	n.a.	n.a.	n.a.	n.a.	0.00	0.00
48.230	11.150	0.451	5813.8	4177.1	3.947	5.466	3.48		Clay	100.0			10.54	0.84	n.a.	n.a.	0.78	0.672	n.a.	n.a.	n.a.	n.a.	0.00	0.00
48.390	11.470	0.481	5833.2	4186.5	4.086	5.627	3.47		Clay	100.0			10.84	0.84	n.a.	n.a.	0.78	0.671	n.a.	n.a.	n.a.	n.a.	0.00	0.00
48.560	12.400	0.480	5853.8	4196.4	4.515	5.062	3.41		Clay	100.0			11.72	0.83	n.a.	n.a.	0.78	0.671	n.a.	n.a.	n.a.	n.a.	0.00	0.00
48.720	12.110	0.425	5873.1	4205.8	4.362	4.633	3.40		Clay	100.0			11.45	0.83	n.a.	n.a.	0.78	0.671	n.a.	n.a.	n.a.	n.a.	0.00	0.00
48.880	11.960	0.387	5892.5	4215.2	4.277	4.291	3.39		Clay	100.0			11.30	0.83	n.a.	n.a.	0.78	0.670	n.a.	n.a.	n.a.	n.a.	0.00	0.00
49.050	12.860	0.404	5913.1	4225.1	4.688	4.079	3.34		Clay	100.0			12.16	0.83	n.a.	n.a.	0.78	0.670	n.a.	n.a.	n.a.	n.a.	0.00	0.00
49.210	14.100	0.418	5932.4	4234.5	5.259	3.756	3.28		Clay	100.0			13.33	0.83	n.a.	n.a.	0.78	0.669	n.a.	n.a.	n.a.	n.a.	0.00	0.00
49.380	16.280	0.450	5953.0	4244.5	6.269	3.384	3.19		Clay	100.0			15.39	0.83	n.a.	n.a.	0.78	0.669	n.a.	n.a.	n.a.	n.a.	0.00	0.00
49.540	18.040	0.553	5972.3	4253.8	7.078	3.675	3.17		Clay	100.0			17.05	0.83	n.a.	n.a.	0.78	0.669	n.a.	n.a.	n.a.	n.a.	0.00	0.00
49.700	18.290	0.558	5991.7	4263.2	7.175	3.648	3.16		Clay	100.0			17.29	0.83	n.a.	n.a.	0.78	0.668	n.a.	n.a.	n.a.	n.a.	0.00	0.00
49.870	16.530	0.629	6012.3	4273.2	6.330	4.651	3.27		Clay	100.0			15.62	0.83	n.a.	n.a.	0.78	0.668	n.a.	n.a.	n.a.	n.a.	0.00	0.00
50.030	16.410	0.609	6031.6	4282.6	6.255	4.547	3.27		Clay	100.0			15.51	0.83	n.a.	n.a.	0.77	0.667	n.a.	n.a.	n.a.	n.a.	0.00	0.00
50.200	17.900	0.621	6052.2	4292.5	6.930	4.173	3.21		Clay	100.0			16.92	0.83	n.a.	n.a.	0.77	0.667	n.a.	n.a.	n.a.	n.a.	0.00	0.00
50.360	16.970	0.542	6071.6	4301.9	6.478	3.890	3.22		Clay	100.0			16.04	0.83	n.a.	n.a.	0.77	0.666	n.a.	n.a.	n.a.	n.a.	0.00	0.00
50.520	14.450	0.474	6090.9	4311.3	5.291	4.153	3.30		Clay	100.0			13.66	0.83	n.a.	n.a.	0.77	0.666	n.a.	n.a.	n.a.	n.a.	0.00	0.00
50.690	14.300	0.429	6111.5	4321.2	5.204	3.817	3.29		Clay	100.0			13.52	0.83	n.a.	n.a.	0.77	0.665	n.a.	n.a.	n.a.	n.a.	0.00	0.00
50.850	13.250	0.388	6130.9	4330.6	4.704	3.812	3.33		Clay	100.0			12.52	0.83	n.a.	n.a.	0.77	0.665	n.a.	n.a.	n.a.	n.a.	0.00	0.00
51.020	13.100	0.323	6151.4	4340.6	4.619	3.219	3.29		Clay	100.0			12.38	0.83	n.a.	n.a.	0.77	0.665	n.a.	n.a.	n.a.	n.a.	0.00	0.00
51.180	12.300	0.303	6170.8	4349.9	4.237	3.283	3.33		Clay	100.0			11.63	0.83	n.a.	n.a.	0.77	0.664	n.a.	n.a.	n.a.	n.a.	0.00	0.00
51.350	11.980	0.343	6191.4	4359.9	4.075	3.855	3.38		Clay	100.0			11.32	0.83	n.a.	n.a.	0.77	0.664	n.a.	n.a.	n.a.	n.a.	0.00	0.00
51.510	12.100	0.346	6210.7	4369.3	4.117	3.843	3.38		Clay	100.0			11.44	0.83	n.a.	n.a.	0.77	0.663	n.a.	n.a.	n.a.	n.a.	0.00	0.00
51.670	12.320	0.375	6230.1	4378.7	4.204	4.075	3.38		Clay	100.0			11.64	0.83	n.a.	n.a.	0.77	0.663	n.a.	n.a.	n.a.	n.a.	0.00	0.00
51.840	12.420	0.412	6250.6	4388.6	4.236	4.430	3.40		Clay	100.0			11.74	0.82	n.a.	n.a.	0.77	0.662	n.a.	n.a.	n.a.	n.a.	0.00	0.00
52.000	13.520	0.462	6270.0	4398.0	4.723	4.448	3.36		Clay	100.0			12.78	0.82	n.a.	n.a.	0.76	0.662	n.a.	n.a.	n.a.	n.a.	0.00	0.00
52.170	14.530	0.474	6290.6	4408.0	5.166	4.164	3.31		Clay	100.0			13.73	0.82	n.a.	n.a.	0.76	0.661	n.a.	n.a.	n.a.	n.a.	0.00	0.00
52.330	14.510	0.463	6309.9	4417.3	5.141	4.079	3.31		Clay	100.0			13.71	0.82	n.a.	n.a.	0.76	0.661	n.a.	n.a.	n.a.	n.a.	0.00	0.00
52.490	13.830	0.428	6329.3	4426.7	4.819	4.013	3.33		Clay	100.0			13.07	0.82	n.a.	n.a.	0.76	0.661	n.a.	n.a.	n.a.	n.a.	0.00	0.00
52.660	12.790	0.344	6349.9	4436.7	4.334	3.582	3.34		Clay	100.0			12.09	0.82	n.a.	n.a.	0.76	0.660	n.a.	n.a.	n.a.	n.a.	0.00	0.00
52.820	11.620	0.274	6369.2	4446.1	3.795	3.246	3.37		Clay	100.0			10.98	0.82	n.a.	n.a.	0.76	0.660	n.a.	n.a.	n.a.	n.a.	0.00	0.00
52.990	10.680	0.221	6389.8	4456.0	3.360	2.953	3.39		Clay	100.0			10.09	0.82	n.a.	n.a.	0.76	0.659	n.a.	n.a.	n.a.	n.a.	0.00	0.00
53.150	10.480	0.234	6409.2	4465.4	3.259	3.211	3.42		Clay	100.0			9.91	0.82	n.a.	n.a.	0.76	0.659	n.a.	n.a.	n.a.	n.a.	0.00	0.00
53.310	11.180	0.234	6428.5	4474.8	3.560	2.936	3.37		Clay	100.0			10.57	0.82	n.a.	n.a.	0.76	0.658	n.a.	n.a.	n.a.	n.a.	0.00	0.00
53.480	12.490	0.312	6449.1	4484.7	4.132	3.370	3.35		Clay	100.0			11.81	0.82	n.a.	n.a.	0.76	0.658	n.a.	n.a.	n.a.	n.a.	0.00	0.00
53.640	13.130	0.366	6468.4	4494.1	4.404	3.700	3.34		Clay	100.0			12.41	0.82	n.a.	n.a.	0.76	0.657	n.a.	n.a.	n.a.	n.a.	0.00	0.00
53.810	14.270	0.359	6489.0	4504.1	4.896	3.258	3.28		Clay	100.0			13.49	0.82	n.a.	n.a.	0.76	0.657	n.a.	n.a.	n.a.	n.a.	0.00	0.00
53.970	14.880	0.324	6508.4	4513.4	5.152	2.783	3.22		Clay	100.0			14.06	0.82	n.a.	n.a.	0.75	0.656	n.a.	n.a.	n.a.	n.a.	0.00	0.00
54.130	13.560	0.233	6527.7	4522.8	4.553	2.264	3.22		Clay	100.0			12.82	0.82	n.a.	n.a.	0.75	0.656	n.a.	n.a.	n.a.	n.a.	0.00	0.00
54.300	12.630	0.189	6548.3	4532.8	4.128	2.020	3.24		Clay	100.0			11.94	0.82	n.a.	n.a.	0.75	0.655	n.a.	n.a.	n.a.	n.a.	0.00	0.00
54.460	12.060	0.162	6567.7	4542.2	3.864	1.850	3.24		Clay	100.0			11.40	0.82	n.a.	n.a.	0.75	0.655	n.a.	n.a.	n.a.	n.a.	0.00	0.00
54.630	12.800	0.189	6588.2	4552.1	4.176	1.985	3.23		Clay	100.0			12.10	0.82	n.a.	n.a.	0.75	0.654	n.a.	n.a.	n.a.	n.a.	0.00	0.00
54.790	14.210	0.209	6607.6	4561.5	4.782	1.915	3.17		Clay	100.0			13.43	0.82	n.a.	n.a.	0.75	0.654	n.a.	n.a.	n.a.	n.a.	0.00	0.00
54.950	15.400	0.246	6627.0	4570.9	5.289	2.034	3.14		Clay	100.0			14.56	0.82	n.a.	n.a.	0.75	0.654	n.a.	n.a.	n.a.	n.a.	0.00	0.00
55.120	16.120	0.405	6647.5	4580.8	5.587	3.161	3.22		Clay	100.0			15.24	0.82	n.a.	n.a.	0.75	0.653	n.a.	n.a.	n.a.	n.a.	0.00	0.00
55.280	18.660	0.558	6666.9	4590.2	6.678	3.640	3.19		Clay	100.0			17.64	0.82	n.a.	n.a.	0.75	0.653	n.a.	n.a.	n.a.	n.a.	0.00	0.00
55.450	21.650	0.593	6687.5	4600.2	7.959	3.239	3.10		Clay	100.0			20.46	0.81	n.a.	n.a.	0.75	0.652	n.a.	n.a.	n.a.	n.a.	0.00	0.00
55.610	21.600	0.581	6706.8	4609.5	7.917	3.183	3.10		Clay	100.0			20.42	0.81	n.a.	n.a.	0.75	0.652	n.a.	n.a.	n.a.	n.a.	0.00	0.00
55.770	20.760	0.522	6726.2	4618.9	7.533	2.998	3.10		Clay	100.0			19.62	0.81	n.a.	n.a.	0.74	0.651	n.a.	n.a.	n.a.	n.a.	0.00	0.00
55.940	17.960	0.512	6746.7	4628.9	6.302	3.512	3.20		Clay	100.0			16.98	0.81	n.a.	n.a.	0.74	0.651	n.a.	n.a.	n.a.	n.a.	0.00	0.00

CORNERSTONE EARTH GROUP

CPT No. 8

PGA (A_{max}) 0.75

Total Settlement: 0.13 (Inches)

© 2014 Cornerstone Earth Group, Inc.

Depth (ft)	q_c (tsf)	f_s (tsf)	σ_{vc} (psf)	Insitu σ'_{vc} (psf)	Q	F (%)	I_c	Layer "Plastic" PI > 7	Flag Soil Type	Fines (%)	q_{cN} near interfaces (soft layer)	Thin Layer Factor (K_H)	Interpreted q_{cN}	C_N	q_{c1N}	q_{c1N-CS}	Stress Reduction Coeff, r_d	CSR	K_σ for Sand	$CRR_{M=7.5, \sigma'vc = 1 atm}$	CRR	Factor of Safety (CRR/CSR)	Vertical Strain ε_v	Settlement (Inches)
56.100	16.650	0.522	6766.1	4638.3	5.721	3.935	3.26		Clay	100.0			15.74	0.81	n.a.	n.a.	0.74	0.650	n.a.	n.a.	n.a.	n.a.	0.00	0.00
56.270	16.070	0.395	6786.7	4648.2	5.454	3.116	3.23		Clay	100.0			15.19	0.81	n.a.	n.a.	0.74	0.650	n.a.	n.a.	n.a.	n.a.	0.00	0.00
56.430	15.630	0.332	6806.0	4657.6	5.250	2.716	3.21		Clay	100.0			14.77	0.81	n.a.	n.a.	0.74	0.649	n.a.	n.a.	n.a.	n.a.	0.00	0.00
56.590	14.890	0.626	6825.4	4667.0	4.919	5.458	3.40		Clay	100.0			14.07	0.81	n.a.	n.a.	0.74	0.649	n.a.	n.a.	n.a.	n.a.	0.00	0.00
56.760	17.500	0.593	6846.0	4676.9	6.020	4.210	3.26		Clay	100.0			16.54	0.81	n.a.	n.a.	0.74	0.648	n.a.	n.a.	n.a.	n.a.	0.00	0.00
56.920	24.360	0.556	6865.3	4686.3	8.931	2.658	3.01		Clay	100.0			23.02	0.81	n.a.	n.a.	0.74	0.648	n.a.	n.a.	n.a.	n.a.	0.00	0.00
57.090	17.260	0.505	6885.9	4696.3	5.884	3.656	3.24		Clay	100.0			16.31	0.81	n.a.	n.a.	0.74	0.647	n.a.	n.a.	n.a.	n.a.	0.00	0.00
57.250	19.530	0.367	6905.3	4705.7	6.833	2.281	3.07		Clay	100.0			18.46	0.81	n.a.	n.a.	0.74	0.647	n.a.	n.a.	n.a.	n.a.	0.00	0.00
57.410	17.800	0.448	6924.6	4715.0	6.082	3.125	3.19		Clay	100.0			16.82	0.81	n.a.	n.a.	0.74	0.646	n.a.	n.a.	n.a.	n.a.	0.00	0.00
57.580	17.450	0.433	6945.2	4725.0	5.916	3.099	3.19		Clay	100.0			16.49	0.81	n.a.	n.a.	0.74	0.646	n.a.	n.a.	n.a.	n.a.	0.00	0.00
57.740	18.830	0.397	6964.5	4734.4	6.484	2.586	3.12		Clay	100.0			17.80	0.81	n.a.	n.a.	0.73	0.645	n.a.	n.a.	n.a.	n.a.	0.00	0.00
57.910	18.420	0.370	6985.1	4744.3	6.293	2.481	3.12		Clay	100.0			17.41	0.81	n.a.	n.a.	0.73	0.645	n.a.	n.a.	n.a.	n.a.	0.00	0.00
58.070	17.360	0.337	7004.5	4753.7	5.830	2.431	3.15		Clay	100.0			16.41	0.81	n.a.	n.a.	0.73	0.644	n.a.	n.a.	n.a.	n.a.	0.00	0.00
58.230	17.500	0.348	7023.8	4763.1	5.874	2.490	3.15		Clay	100.0			16.54	0.81	n.a.	n.a.	0.73	0.644	n.a.	n.a.	n.a.	n.a.	0.00	0.00
58.400	17.970	0.392	7044.4	4773.0	6.054	2.714	3.16		Clay	100.0			16.98	0.81	n.a.	n.a.	0.73	0.643	n.a.	n.a.	n.a.	n.a.	0.00	0.00
58.560	19.050	0.445	7063.8	4782.4	6.490	2.870	3.14		Clay	100.0			18.01	0.81	n.a.	n.a.	0.73	0.643	n.a.	n.a.	n.a.	n.a.	0.00	0.00
58.730	20.920	0.393	7084.3	4792.4	7.252	2.261	3.05		Clay	100.0			19.77	0.81	n.a.	n.a.	0.73	0.642	n.a.	n.a.	n.a.	n.a.	0.00	0.00
58.890	21.200	0.483	7103.7	4801.8	7.351	2.738	3.09		Clay	100.0			20.04	0.81	n.a.	n.a.	0.73	0.642	n.a.	n.a.	n.a.	n.a.	0.00	0.00
59.060	21.100	0.408	7124.3	4811.7	7.290	2.328	3.05		Clay	100.0			19.94	0.81	n.a.	n.a.	0.73	0.641	n.a.	n.a.	n.a.	n.a.	0.00	0.00
59.220	22.150	0.652	7143.6	4821.1	7.707	3.508	3.13		Clay	100.0			20.94	0.80	n.a.	n.a.	0.73	0.641	n.a.	n.a.	n.a.	n.a.	0.00	0.00
59.380	22.410	0.572	7163.0	4830.5	7.796	3.040	3.09		Clay	100.0			21.18	0.80	n.a.	n.a.	0.73	0.640	n.a.	n.a.	n.a.	n.a.	0.00	0.00
59.550	17.250	0.550	7183.6	4840.4	5.643	4.028	3.27		Clay	100.0			16.30	0.80	n.a.	n.a.	0.73	0.640	n.a.	n.a.	n.a.	n.a.	0.00	0.00
59.710	15.070	0.348	7202.9	4849.8	4.729	3.032	3.27		Clay	100.0			14.24	0.80	n.a.	n.a.	0.73	0.639	n.a.	n.a.	n.a.	n.a.	0.00	0.00
59.880	16.960	0.414	7223.5	4859.8	5.493	3.105	3.22		Clay	100.0			16.03	0.80	n.a.	n.a.	0.72	0.639	n.a.	n.a.	n.a.	n.a.	0.00	0.00
60.040	18.990	0.444	7242.8	4869.1	6.313	2.890	3.15		Clay	100.0			17.95	0.80	n.a.	n.a.	0.72	0.638	n.a.	n.a.	n.a.	n.a.	0.00	0.00
60.200	21.000	0.495	7262.2	4878.5	7.121	2.849	3.11		Clay	100.0			19.85	0.80	n.a.	n.a.	0.72	0.638	n.a.	n.a.	n.a.	n.a.	0.00	0.00
60.370	20.980	0.544	7282.8	4888.5	7.094	3.140	3.13		Clay	100.0			19.83	0.80	n.a.	n.a.	0.72	0.637	n.a.	n.a.	n.a.	n.a.	0.00	0.00
60.530	20.290	0.537	7302.1	4897.9	6.794	3.226	3.15		Clay	100.0			19.18	0.80	n.a.	n.a.	0.72	0.637	n.a.	n.a.	n.a.	n.a.	0.00	0.00
60.700	19.120	0.502	7322.7	4907.8	6.300	3.244	3.18		Clay	100.0			18.07	0.80	n.a.	n.a.	0.72	0.636	n.a.	n.a.	n.a.	n.a.	0.00	0.00
60.860	17.550	0.434	7342.1	4917.2	5.645	3.128	3.21		Clay	100.0			16.59	0.80	n.a.	n.a.	0.72	0.636	n.a.	n.a.	n.a.	n.a.	0.00	0.00
61.020	15.590	0.438	7361.4	4926.6	4.835	3.681	3.31		Clay	100.0			14.74	0.80	n.a.	n.a.	0.72	0.635	n.a.	n.a.	n.a.	n.a.	0.00	0.00
61.190	15.170	0.524	7382.0	4936.5	4.651	4.562	3.37		Clay	100.0			14.34	0.80	n.a.	n.a.	0.72	0.635	n.a.	n.a.	n.a.	n.a.	0.00	0.00
61.350	20.150	0.601	7401.4	4945.9	6.652	3.651	3.19		Clay	100.0			19.05	0.80	n.a.	n.a.	0.72	0.634	n.a.	n.a.	n.a.	n.a.	0.00	0.00
61.520	20.140	0.517	7421.9	4955.9	6.630	3.144	3.16		Clay	100.0			19.04	0.80	n.a.	n.a.	0.72	0.634	n.a.	n.a.	n.a.	n.a.	0.00	0.00
61.680	16.970	0.447	7441.3	4965.2	5.337	3.371	3.25		Clay	100.0			16.04	0.80	n.a.	n.a.	0.72	0.633	n.a.	n.a.	n.a.	n.a.	0.00	0.00
61.840	15.880	0.390	7460.6	4974.6	4.885	3.206	3.27		Clay	100.0			15.01	0.80	n.a.	n.a.	0.71	0.633	n.a.	n.a.	n.a.	n.a.	0.00	0.00
62.010	17.050	0.386	7481.2	4984.6	5.340	2.899	3.22		Clay	100.0			16.12	0.80	n.a.	n.a.	0.71	0.632	n.a.	n.a.	n.a.	n.a.	0.00	0.00
62.170	17.500	0.455	7500.6	4994.0	5.507	3.311	3.24		Clay	100.0			16.54	0.80	n.a.	n.a.	0.71	0.632	n.a.	n.a.	n.a.	n.a.	0.00	0.00
62.340	17.610	0.555	7521.1	5003.9	5.535	4.004	3.28		Clay	100.0			16.64	0.80	n.a.	n.a.	0.71	0.631	n.a.	n.a.	n.a.	n.a.	0.00	0.00
62.500	18.710	0.603	7540.5	5013.3	5.960	4.038	3.26		Clay	100.0			17.68	0.80	n.a.	n.a.	0.71	0.631	n.a.	n.a.	n.a.	n.a.	0.00	0.00
62.660	19.260	0.666	7559.9	5022.7	6.164	4.301	3.26		Clay	100.0			18.20	0.80	n.a.	n.a.	0.71	0.630	n.a.	n.a.	n.a.	n.a.	0.00	0.00
62.830	19.090	0.676	7580.4	5032.6	6.080	4.421	3.27		Clay	100.0			18.04	0.80	n.a.	n.a.	0.71	0.630	n.a.	n.a.	n.a.	n.a.	0.00	0.00
62.990	19.060	0.671	7599.8	5042.0	6.053	4.396	3.27		Clay	100.0			18.02	0.80	n.a.	n.a.	0.71	0.629	n.a.	n.a.	n.a.	n.a.	0.00	0.00
63.160	19.540	0.679	7620.4	5052.0	6.227	4.317	3.26		Clay	100.0			18.47	0.79	n.a.	n.a.	0.71	0.629	n.a.	n.a.	n.a.	n.a.	0.00	0.00
63.320	20.050	0.687	7639.7	5061.4	6.413	4.232	3.24		Clay	100.0			18.95	0.79	n.a.	n.a.	0.71	0.628	n.a.	n.a.	n.a.	n.a.	0.00	0.00
63.480	19.870	0.644	7659.1	5070.7	6.327	4.016	3.23		Clay	100.0			18.78	0.79	n.a.	n.a.	0.71	0.628	n.a.	n.a.	n.a.	n.a.	0.00	0.00
63.650	19.440	0.705	7679.7	5080.7	6.141	4.517	3.27		Clay	100.0			18.37	0.79	n.a.	n.a.	0.71	0.627	n.a.	n.a.	n.a.	n.a.	0.00	0.00
63.810	20.650	0.715	7699.0	5090.1	6.601	4.253	3.23		Clay	100.0			19.52	0.79	n.a.	n.a.	0.71	0.627	n.a.	n.a.	n.a.	n.a.	0.00	0.00
63.980	22.530	0.700	7719.6	5100.0	7.322	3.751	3.16		Clay	100.0			21.29	0.79	n.a.	n.a.	0.70	0.626	n.a.	n.a.	n.a.	n.a.	0.00	0.00
64.140	22.450	0.690	7738.9	5109.4	7.273	3.711	3.16		Clay	100.0			21.22	0.79	n.a.	n.a.	0.70	0.626	n.a.	n.a.	n.a.	n.a.	0.00	0.00
64.300	22.040	0.641	7758.3	5118.8	7.096	3.529	3.16		Clay	100.0			20.83	0.79	n.a.	n.a.	0.70	0.625	n.a.	n.a.	n.a.	n.a.	0.00	0.00
64.470	22.320	0.718	7778.9	5128.7	7.187	3.894	3.18		Clay	100.0			21.10	0.79	n.a.	n.a.	0.70	0.625	n.a.	n.a.	n.a.	n.a.	0.00	0.00
64.630	23.810	0.695	7798.2	5138.1	7.750	3.488	3.13		Clay	100.0			22.50	0.79	n.a.	n.a.	0.70	0.624	n.a.	n.a.	n.a.	n.a.	0.00	0.00
64.800	26.010	0.741	7818.8	5148.1	8.586	3.352	3.08		Clay	100.0			24.58	0.79	n.a.	n.a.	0.70	0.624	n.a.	n.a.	n.a.	n.a.	0.00	0.00
64.960	25.520	0.832	7838.2	5157.5	8.377	3.852	3.12		Clay	100.0			24.12	0.79	n.a.	n.a.	0.70	0.623	n.a.	n.a.	n.a.	n.a.	0.00	0.00
65.120	25.810	0.672	7857.5	5166.8	8.470	3.072	3.06		Clay	100.0			24.40	0.79	n.a.	n.a.	0.70	0.623	n.a.	n.a.	n.a.	n.a.	0.00	0.00
65.290	26.400	0.593	7878.1	5176.8	8.678	2.642	3.02		Clay	100.0			24.95	0.79	n.a.	n.a.	0.70	0.622	n.a.	n.a.	n.a.	n.a.	0.00	0.00
65.450	27.060	0.654	7897.5	5186.2	8.913	2.829	3.02		Clay	100.0			25.58	0.79	n.a.	n.a.	0.70	0.622	n.a.	n.a.	n.a.	n.a.	0.00	0.00
65.620	21.980	0.639	7918.0	5196.1	6.936	3.546	3.17		Clay	100.0			20.78	0.79	n.a.	n.a.	0.70	0.621	n.a.	n.a.	n.a.	n.a.	0.00	0.00
65.780	22.810	0.686	7937.4	5205.5	7.239	3.638	3.16		Clay	100.0			21.56	0.79	n.a.	n.a.	0.70	0.621	n.a.	n.a.	n.a.	n.a.	0.00	0.00
65.940	22.200	0.713	7956.7	5214.9	6.988	3.915	3.19		Clay	100.0			20.98	0.79	n.a.	n.a.	0.70	0.620	n.a.	n.a.	n.a.	n.a.	0.00	0.00
66.110	21.800	0.806	7977.3	5224.8	6.818	4.526	3.24		Clay	100.0			20.60	0.79	n.a.	n.a.	0.69	0.620	n.a.	n.a.	n.a.	n.a.	0.00	0.00
66.270	21.220	0.825	7996.7	5234.2	6.580	4.790	3.26		Clay	100.0			20.06	0.79	n.a.	n.a.	0.69	0.619	n.a.	n.a.	n.a.	n.a.	0.00	0.00
66.440	20.500	0.786	8017.2	5244.2	6.289	4.767	3.28		Clay	100.0			19.38	0.79	n.a.	n.a.	0.69	0.619	n.a.	n.a.	n.a.	n.a.	0.00	0.00
66.600	19.040	0.719	8036.6	5253.6	5.719	4.788	3.31		Clay	100.0			18.00	0.79	n.a.	n.a.	0.69	0.618	n.a.	n.a.	n.a.	n.a.	0.00	0.00
66.770	19.090	0.687	8057.2	5263.5	5.723	4.558	3.30		Clay	100.0			18.04	0.79	n.a.	n.a.	0.69	0.618	n.a.	n.a.	n.a.	n.a.	0.00	0.00
66.930	20.160	0.627	8076.5	5272.9	6.115	3.889	3.24		Clay	100.0			19.05	0.79	n.a.	n.a.	0.69	0.617	n.a.	n.a.	n.a.	n.a.	0.00	0.00

CORNERSTONE EARTH GROUP

CPT No. 8

PGA (A_{max}) 0.75

Total Settlement: 0.13 (Inches)

© 2014 Cornerstone Earth Group, Inc.

Depth (ft)	q_c (tsf)	f_s (tsf)	σ_{vc} (psf)	Insitu σ'_{vc} (psf)	Q	F (%)	I_c	Layer "Plastic" PI > 7	Flag Soil Type	Fines (%)	q_{cN} near interfaces (soft layer)	Thin Layer Factor (K_H)	Interpreted q_{cN}	C_N	q_{c1N}	q_{c1N-CS}	Stress Reduction Coeff, r_d	CSR	K_σ for Sand	$CRR_{M=7.5, \sigma'vc = 1 atm}$	CRR	Factor of Safety (CRR/CSR)	Vertical Strain ε_v	Settlement (Inches)
67.090	20.170	0.638	8095.9	5282.3	6.104	3.958	3.24		Clay	100.0			19.06	0.79	n.a.	n.a.	0.69	0.617	n.a.	n.a.	n.a.	n.a.	0.00	0.00
67.260	19.590	0.600	8116.5	5292.2	5.870	3.862	3.25		Clay	100.0			18.52	0.79	n.a.	n.a.	0.69	0.616	n.a.	n.a.	n.a.	n.a.	0.00	0.00
67.420	19.590	0.641	8135.8	5301.6	5.856	4.132	3.27		Clay	100.0			18.52	0.78	n.a.	n.a.	0.69	0.616	n.a.	n.a.	n.a.	n.a.	0.00	0.00
67.590	20.400	0.692	8156.4	5311.6	6.146	4.238	3.26		Clay	100.0			19.28	0.78	n.a.	n.a.	0.69	0.615	n.a.	n.a.	n.a.	n.a.	0.00	0.00
67.750	21.590	0.698	8175.8	5321.0	6.579	3.988	3.22		Clay	100.0			20.41	0.78	n.a.	n.a.	0.69	0.615	n.a.	n.a.	n.a.	n.a.	0.00	0.00
67.910	21.270	0.708	8195.1	5330.3	6.443	4.120	3.23		Clay	100.0			20.10	0.78	n.a.	n.a.	0.69	0.614	n.a.	n.a.	n.a.	n.a.	0.00	0.00
68.080	21.290	0.723	8215.7	5340.3	6.435	4.208	3.24		Clay	100.0			20.12	0.78	n.a.	n.a.	0.69	0.614	n.a.	n.a.	n.a.	n.a.	0.00	0.00
68.240	22.480	0.760	8235.0	5349.7	6.865	4.141	3.21		Clay	100.0			21.25	0.78	n.a.	n.a.	0.68	0.613	n.a.	n.a.	n.a.	n.a.	0.00	0.00
68.410	23.880	0.863	8255.6	5359.6	7.371	4.369	3.20		Clay	100.0			22.57	0.78	n.a.	n.a.	0.68	0.613	n.a.	n.a.	n.a.	n.a.	0.00	0.00
68.570	24.940	1.000	8275.0	5369.0	7.749	4.808	3.21		Clay	100.0			23.57	0.78	n.a.	n.a.	0.68	0.612	n.a.	n.a.	n.a.	n.a.	0.00	0.00
68.730	26.380	1.086	8294.3	5378.4	8.267	4.886	3.19		Clay	100.0			24.93	0.78	n.a.	n.a.	0.68	0.612	n.a.	n.a.	n.a.	n.a.	0.00	0.00
68.900	27.260	1.101	8314.9	5388.3	8.575	4.767	3.17		Clay	100.0			25.77	0.78	n.a.	n.a.	0.68	0.611	n.a.	n.a.	n.a.	n.a.	0.00	0.00
69.060	26.120	1.084	8334.3	5397.7	8.134	4.937	3.20		Clay	100.0			24.69	0.78	n.a.	n.a.	0.68	0.611	n.a.	n.a.	n.a.	n.a.	0.00	0.00
69.230	26.730	1.141	8354.8	5407.7	8.341	5.061	3.19		Clay	100.0			25.26	0.78	n.a.	n.a.	0.68	0.610	n.a.	n.a.	n.a.	n.a.	0.00	0.00
69.390	27.400	1.142	8374.2	5417.1	8.570	4.918	3.18		Clay	100.0			25.90	0.78	n.a.	n.a.	0.68	0.610	n.a.	n.a.	n.a.	n.a.	0.00	0.00
69.550	26.890	1.116	8393.6	5426.4	8.364	4.918	3.19		Clay	100.0			25.42	0.78	n.a.	n.a.	0.68	0.609	n.a.	n.a.	n.a.	n.a.	0.00	0.00
69.720	26.360	1.035	8414.1	5436.4	8.150	4.671	3.18		Clay	100.0			24.91	0.78	n.a.	n.a.	0.68	0.609	n.a.	n.a.	n.a.	n.a.	0.00	0.00
69.880	25.070	0.956	8433.5	5445.8	7.659	4.582	3.20		Clay	100.0			23.70	0.78	n.a.	n.a.	0.68	0.608	n.a.	n.a.	n.a.	n.a.	0.00	0.00
70.050	24.070	0.918	8454.1	5455.7	7.274	4.624	3.22		Clay	100.0			22.75	0.78	n.a.	n.a.	0.68	0.608	n.a.	n.a.	n.a.	n.a.	0.00	0.00
70.210	24.130	0.866	8473.4	5465.1	7.280	4.352	3.20		Clay	100.0			22.81	0.78	n.a.	n.a.	0.68	0.607	n.a.	n.a.	n.a.	n.a.	0.00	0.00
70.370	24.720	0.818	8492.8	5474.5	7.480	3.994	3.17		Clay	100.0			23.36	0.78	n.a.	n.a.	0.68	0.607	n.a.	n.a.	n.a.	n.a.	0.00	0.00
70.540	24.000	0.748	8513.3	5484.4	7.200	3.788	3.17		Clay	100.0			22.68	0.78	n.a.	n.a.	0.67	0.606	n.a.	n.a.	n.a.	n.a.	0.00	0.00
70.700	23.450	0.654	8532.7	5493.8	6.984	3.411	3.16		Clay	100.0			22.16	0.78	n.a.	n.a.	0.67	0.606	n.a.	n.a.	n.a.	n.a.	0.00	0.00
70.870	21.720	0.593	8553.3	5503.8	6.339	3.397	3.19		Clay	100.0			20.53	0.78	n.a.	n.a.	0.67	0.605	n.a.	n.a.	n.a.	n.a.	0.00	0.00
71.030	20.380	0.537	8572.6	5513.2	5.838	3.339	3.22		Clay	100.0			19.26	0.78	n.a.	n.a.	0.67	0.605	n.a.	n.a.	n.a.	n.a.	0.00	0.00
71.190	19.410	0.498	8592.0	5522.5	5.474	3.296	3.24		Clay	100.0			18.35	0.78	n.a.	n.a.	0.67	0.604	n.a.	n.a.	n.a.	n.a.	0.00	0.00
71.360	18.650	0.526	8612.6	5532.5	5.185	3.669	3.28		Clay	100.0			17.63	0.78	n.a.	n.a.	0.67	0.604	n.a.	n.a.	n.a.	n.a.	0.00	0.00
71.520	18.500	0.560	8631.9	5541.9	5.119	3.947	3.30		Clay	100.0			17.49	0.78	n.a.	n.a.	0.67	0.604	n.a.	n.a.	n.a.	n.a.	0.00	0.00
71.690	19.590	0.608	8652.5	5551.8	5.499	3.986	3.28		Clay	100.0			18.52	0.78	n.a.	n.a.	0.67	0.603	n.a.	n.a.	n.a.	n.a.	0.00	0.00
71.850	21.120	0.607	8671.9	5561.2	6.036	3.615	3.22		Clay	100.0			19.96	0.77	n.a.	n.a.	0.67	0.603	n.a.	n.a.	n.a.	n.a.	0.00	0.00
72.010	21.920	0.597	8691.2	5570.6	6.310	3.395	3.19		Clay	100.0			20.72	0.77	n.a.	n.a.	0.67	0.602	n.a.	n.a.	n.a.	n.a.	0.00	0.00
72.180	21.960	0.625	8711.8	5580.5	6.309	3.549	3.20		Clay	100.0			20.76	0.77	n.a.	n.a.	0.67	0.602	n.a.	n.a.	n.a.	n.a.	0.00	0.00
72.340	21.450	0.698	8731.1	5589.9	6.113	4.086	3.25		Clay	100.0			20.27	0.77	n.a.	n.a.	0.67	0.601	n.a.	n.a.	n.a.	n.a.	0.00	0.00
72.510	22.040	0.779	8751.7	5599.9	6.309	4.410	3.26		Clay	100.0			20.83	0.77	n.a.	n.a.	0.67	0.601	n.a.	n.a.	n.a.	n.a.	0.00	0.00
72.670	22.030	0.850	8771.1	5609.3	6.291	4.820	3.28		Clay	100.0			20.82	0.77	n.a.	n.a.	0.67	0.600	n.a.	n.a.	n.a.	n.a.	0.00	0.00
72.830	22.620	0.853	8790.4	5618.6	6.487	4.682	3.26		Clay	100.0			21.38	0.77	n.a.	n.a.	0.66	0.600	n.a.	n.a.	n.a.	n.a.	0.00	0.00
73.000	23.280	0.883	8811.0	5628.6	6.707	4.677	3.25		Clay	100.0			22.00	0.77	n.a.	n.a.	0.66	0.599	n.a.	n.a.	n.a.	n.a.	0.00	0.00
73.160	22.940	0.917	8830.4	5638.0	6.571	4.948	3.27		Clay	100.0			21.68	0.77	n.a.	n.a.	0.66	0.599	n.a.	n.a.	n.a.	n.a.	0.00	0.00
73.330	23.250	0.928	8850.9	5647.9	6.666	4.929	3.27		Clay	100.0			21.98	0.77	n.a.	n.a.	0.66	0.598	n.a.	n.a.	n.a.	n.a.	0.00	0.00
73.490	23.730	0.915	8870.3	5657.3	6.821	4.740	3.25		Clay	100.0			22.43	0.77	n.a.	n.a.	0.66	0.598	n.a.	n.a.	n.a.	n.a.	0.00	0.00
73.650	23.500	0.912	8889.7	5666.7	6.725	4.788	3.25		Clay	100.0			22.21	0.77	n.a.	n.a.	0.66	0.597	n.a.	n.a.	n.a.	n.a.	0.00	0.00
73.820	23.880	0.836	8910.2	5676.7	6.844	4.304	3.22		Clay	100.0			22.57	0.77	n.a.	n.a.	0.66	0.597	n.a.	n.a.	n.a.	n.a.	0.00	0.00
73.980	24.310	0.800	8929.6	5686.0	6.980	4.029	3.20		Clay	100.0			22.98	0.77	n.a.	n.a.	0.66	0.596	n.a.	n.a.	n.a.	n.a.	0.00	0.00
74.150	23.820	0.763	8950.2	5696.0	6.792	3.945	3.20		Clay	100.0			22.51	0.77	n.a.	n.a.	0.66	0.596	n.a.	n.a.	n.a.	n.a.	0.00	0.00
74.310	24.070	0.799	8969.5	5705.4	6.866	4.080	3.21		Clay	100.0			22.75	0.77	n.a.	n.a.	0.66	0.595	n.a.	n.a.	n.a.	n.a.	0.00	0.00
74.480	23.440	0.829	8990.1	5715.3	6.630	4.373	3.24		Clay	100.0			22.16	0.77	n.a.	n.a.	0.66	0.595	n.a.	n.a.	n.a.	n.a.	0.00	0.00
74.640	22.930	0.794	9009.4	5724.7	6.437	4.309	3.24		Clay	100.0			21.67	0.77	n.a.	n.a.	0.66	0.594	n.a.	n.a.	n.a.	n.a.	0.00	0.00
74.800	22.140	0.800	9028.8	5734.1	6.148	4.539	3.27		Clay	100.0			20.93	0.77	n.a.	n.a.	0.66	0.594	n.a.	n.a.	n.a.	n.a.	0.00	0.00
74.970	22.460	0.834	9049.4	5744.0	6.245	4.652	3.27		Clay	100.0			21.23	0.77	n.a.	n.a.	0.66	0.594	n.a.	n.a.	n.a.	n.a.	0.00	0.00
75.130	23.270	0.827	9068.7	5753.4	6.513	4.412	3.25		Clay	100.0			21.99	0.77	n.a.	n.a.	0.66	0.593	n.a.	n.a.	n.a.	n.a.	0.00	0.00

255 California Street, Suite 400
San Francisco, CA 94111
T 833.987.7283
TRCcompanies.com

May 11, 2022

Mr. Mark Bartee
Corporate Senior Environmental Manager - West
Schnitzer Steel Industries, Inc.
299 SW Clay Street, Suite 350
Portland, Oregon 97201

RE: Phase II Environmental Site Assessment
Schnitzer Steel, Inc.
1055 Commercial Court
San Jose, California
TRC Project: 486691.00000

Dear Mr. Bartee:

This letter report (report) presents the results of the Phase II Environmental Site Assessment (Phase II ESA) soil and groundwater investigation conducted to support Schnitzer Steel Industries, Inc. (Schnitzer) in their evaluation for a potential lease of the property located at 1045 and 1055 Commercial Court in San Jose, California (Site; ***Figure 1***). TRC Solutions, Inc. (TRC) performed the investigation in accordance with our proposal for Phase II ESA work, dated March 17, 2022, which Schnitzer approved via email on March 22, 2022, and follow-up purchase order PO#5266931, issued on March 23, 2022.

The objective of the investigation was to provide Schnitzer with information of current site environmental conditions and inform the decision to lease the subject property. The investigation supplements and updates the information presented in the previous environmental site assessments[1] and investigations[2,3] conducted by Farallon Consulting, LLC (Farallon).

The following sections present a brief Site description, summary of conducted soil and groundwater investigation activities and findings, and conclusion and recommendations.

SITE DESCRIPTION

The Site comprises an approximately 4.5-acre portion of Santa Clara County tax assessor Parcel Nos. 241-10-002 and 241-10-003. The site contains several small warehouses and structures in a mixed residential, commercial, and industrial use area. Access to the site is acquired from Commercial Court at the southwest corner of the site.

The approximately 4.5-acre Site is occupied by multiple tenants, including:

- King Crane, located at 1045 Commercial Court, in the southern portion of the Site. Primarily used for equipment storage in and outside of a warehouse related to their industrial crane service which expands farther south outside the Site boundary.

[1] Farallon, 2019a. *Phase I Environmental Site Assessment Report*. September 10.
[2] Farallon, 2019b. *Phase II Environmental Site Assessment Findings*. August 1.
[3] Farallon, 2022. *Interim Data Package*. April 4.

- Davey Tree located at 1055 Commercial Court, in the southwest portion of the Site. This area includes an empty warehouse and connect wooden shed. This area appears to have been vacated and remain empty aside from miscellaneous trash.
- Peninsula Sandblasting located at 1055 Commercial Court, in the central portion of the Site. Peninsula Sandblasting is bordered by WM O'Neill to the north, Davey Tree to the southwest, and Commercial Court to the southeast. This area of the Site appears to be used for equipment storage related to concrete finishing. Additionally, TRC observed what appears to be a mobile residence on the northern portion of Peninsula Sandblasting.
- WM O'Neill located at 1055 Commercial Court, in the northwestern portion of the Site. This area is primarily used for equipment storage and maintenance related to lath and plastering operations.
- Vintage Roof Tile located at 1055 Commercial Court, in the northern portion of the Site, used for equipment storage related to clay and concrete roof tile supply.
- Allied Trenching located in the northeastern portion of the Site, used for automobile storage.

Key features of the Site include two warehouses at King Crane and Davey Tree properties, multiple trailers and sheds used as indoor storage and/or workshops, and various construction materials stored outside. The exterior of the Site is predominantly gravel with some concrete pads observed and minimal landscaping, consisting of mature trees and shrubs. A map with the location of each tenant and described features in presented in ***Figure 2***.

In April 2022, TRC conducted a Phase I Environmental Site Assessment[4] and identified two recognized environmental concerns (RECs) in connection with the site. These RECs include the historical land use as a landfill for green waste and the current use and/or storage of various hazardous materials on site.

On April 12, 2022, TRC conducted soil and groundwater investigation at the Site as presented in the following sections.

INVESTIGATION ACTIVITIES

Pre-Sampling Activities and Permits

Prior to Site mobilization, Schnitzer informed and obtained permission from the Site owner Prologis to enter the Site and conduct proposed investigation activities. TRC prepared a Site-Specific Health and Safety Plan (HASP) to establish proper Site safety measures and to identify potential Site hazards. On April 5, 2022, TRC conducted an initial site visit to mark soil boring locations. TRC called in Underground Service Alert (USA) tickets for 1045 and 1055 Commercial Court on April 1, 2022, to clear the proposed soil boring locations for public underground utilities. Ground Penetrating Radar Services (GPRS) conducted a subsurface utility geophysical survey of soil boring locations on April 6, 2022. Copies of the HASP, USA notification, and GPRS geophysical clearance documents are included as ***Attachment A***.

Permitting for the installation of soil boring within the Site fall under the purview of Santa Clara Valley Water District (Valley Water). As indicated in the Valley Water exploratory boring application, no permits are required for borings under 45 feet deep. Proposed boring had a maximum depth of 20 feet, and thus exempt from Valley Water permitting.

[4] TRC, 2022. *Phase I Environmental Site Assessment*. May 5.

Sampling Activities

Field sampling activities were conducted on April 12, 2022. Cascade Drilling LP, a C-57 licensed driller operating a truck-mounted direct-push drill rig, advanced six (6) shallow soil borings to a depth of 5 feet (ft) below ground surface (bgs) and six (6) deep soil borings to a maximum depth of 25 ft bgs, for a total of 12 soil borings. Groundwater was encountered at soil boring locations SSJ-01 and SSJ-04 at depths of 13 and 15 feet bgs, respectively and borings subsequently pushed deeper to 20 ft bgs to allow groundwater accumulation in each boring. No groundwater was encountered on the rest of the soil borings. Soil boring locations are presented in ***Figure 3***.

Soil samples were collected from each of the 12 soil borings at ground surface (within 0.25 ft bgs), 2.5 ft bgs, and 5 ft bgs, for a total of 35 primary soil samples and 4 duplicate soil samples. No staining, discoloration, or odor was observed in soils deeper than 5 ft bgs; therefore, TRC did not collect soil samples beyond this depth. Where debris was observed at 5 ft bgs or shallower, debris was collected with the soil samples. Soil from each boring was logged in the field for lithology and collected soil samples prepared for laboratory analyses in containers provided by state-certified laboratory Enthalpy Analytical (California Environmental Laboratory Accreditation Program Number 4038). Soil sampling tools were decontaminated between samples and an equipment rinseate sample was collected and submitted for laboratory analysis. Excess soil cuttings were placed in a 55-gallon drum and placed in a secure location awaiting disposal.

Groundwater grab samples were collected from two (2) of the deep borings (SSJ-01 and SSJ-04) using a peristaltic pump from depths of 20 ft bgs and 15 ft bgs, respectively. Due to limited groundwater recharge, collecting duplicate groundwater samples from borings (SSJ-01 and SSJ-04) was not possible. Groundwater samples were not collected in the other deep borings because there was no measurable groundwater. Groundwater samples were collected in laboratory provided containers, stored in an iced cooler, and transported to the laboratory under standard chain of custody procedures.

Submitted soil and/or groundwater samples were analyzed for the following potential chemicals of concern (COCs):

- Volatile organic compounds (VOCs) via Environmental Protection Agency (EPA) Method 8260B
- Total petroleum hydrocarbons (TPH) via Method 8015B Modified
    - Gasoline Range Organics (GRO)
    - Diesel Range Organics (DRO)
    - Oil Range Organics (ORO)
- California Administrative Manual (CAM) 17 Total Metals via EPA Method 6010B/7471A
- Polycyclic Aromatic Hydrocarbons (PAHs) via EPA Method 8270C (soil only)
- Polychlorinated Biphenyls (PCBs) via Method 8082
- Pesticides via Method 8081A

INVESTIGATION RESULTS

Physical

The physical nature of each soil boring was determined by visual inspecting for soil characteristics such as soil type, color, density, moisture, texture, presence of debris, odor, or other distinguishing characteristics.

Soil properties were consistent for each soil boring, with the exception of soil boring SSJ-04, between the surface and 5 ft bgs and can be characterized as dark brown/gray; silty clay with some medium-grained gravel; loose to medium dense; dry to moist; with no presence of debris, staining or odor. Between 5 ft and 20 ft bgs, soil characteristics in each soil boring, with the exception of soil boring SSJ-04, transitioned to a black/gray; silty clay; dense to firm; damp to moist soil. Soil boring SSJ-04 contained a layer of reddish-gray fine- to coarse-grained gravel between 1 ft to 12 ft bgs, with the rest of the boring lithology consistent with other soil borings. Soil borings SSJ-09 through SSJ-12 required deeper drilling to collect adequate soil samples for characterization due to poor recovery at the terminal depth.

Debris consisting of fill material such as brick fragments and woodchip pulp was encountered at soil boring locations SSJ-04, SSJ-05, SSJ-06, SSJ-07, and SSJ-12 at depths from approximately 10 ft to 18 ft bgs. Soil boring SSJ-06 contained fill material, plastic, glass, metal, and other wood debris from 6 ft to 12 ft bgs.

Groundwater was encountered at soil boring locations SSJ-01 and SSJ-04 at depths of 13 ft and 15 feet bgs, respectively. Groundwater at boring SSJ-04 had a notable sulfur odor, and black color. Groundwater at soil boring location SSJ-01 had no noticeable odor or discoloration. Soil borings at locations SSJ-02, SSJ-05, SSJ-06, and SSJ-07 encountered either refusal before reaching designated depth or no groundwater within the full boring depth. Soil boring logs are included as ***Attachment B***.

Chemical

Soil

Laboratory analytical results (***Attachment C***) for soil were compared to the San Francisco Bay Regional Water Quality Control Board Environmental Screening Levels (RWQCB ESLs) for Human Health Risk Levels in Commercial/Industrial Shallow Soil and for Construction Worker exposure limits, Cancer Risks and Non-Cancer Hazards, as presented in ***Tables 1 through 4***. Metals detections in soil were additionally compared to established San Francisco Bay Area background levels and noted below. These screening levels were selected based on the potential exposure of subsurface soil based on current land use and construction worker exposure during site improvements. The most conservative regulatory limit was used for the comparison of each constituent. Results of the soil laboratory analyses are summarized below.

- Metals:
    - Arsenic concentrations were compared to the San Francisco Bay Area background concentration[5] of 11 mg/kg. Six soil samples, predominantly from the 5-foot depth, northeastern portion of the Site, contained reported detections that exceeded background levels, the Commercial/Industrial Shallow Soil ESL, and the Construction Worker ESL.
    - Lead concentrations were reported above screening levels in five soil samples predominantly from the 5-foot depth, from the northeastern portion of the Site. These five detections exceeded the Construction Worker ESL. Two of the five detections additionally exceeded the Commercial/Industrial Shallow Soil ESL.
    - Nickel was detected in 21 of 35 soil samples at concentrations exceeding the Construction Worker ESL of 86 mg/kg and ranging between 100-150 mg/kg. None of the nickel detections were above the Commercial/Industrial Shallow Soil ESL of 11,000 mg/kg.
    - Only one soil sample contained a detected concentration of cobalt (29 mg/kg) over the Construction Worker ESL of 28 mg/kg. None of the reported cobalt concentrations were above the Commercial/Industrial Shallow Soil ESL of 320 mg/kg.
    - Other detected concentrations of metals were below screening levels.
- PAH: No reported detections of PAHs were above reporting limits.
- TPH:
    - DRO: DRO was detected at concentrations above screening criteria in three soil samples collected at a depth of 5 ft bgs from the northeastern portion of the Site. These three detections exceeded both the Construction Worker ESL and the Commercial/Industrial Shallow Soil ESL. Other reported DRO were either not detected above the laboratory reporting limit or were detected at concentrations below screening criteria.
    - GRO: Reported GRO were either not detected above the laboratory reporting limit or were detected at concentrations below screening criteria.
    - ORO: Reported ORO were either not detected above the laboratory reporting limit or were detected at concentrations below screening criteria.
- VOCs: VOCs were either not detected above the laboratory reporting limit or were detected at concentrations below screening criteria.
- Pesticides: Pesticides were either not detected above the laboratory reporting limit or were detected at concentrations below screening criteria.
- PCBs: Total PCBs were detected at concentrations above screening criteria in seven soil samples collected from the central and northeastern portions of the Site. These seven detections exceeded the Commercial/Industrial Shallow Soil Cancer Risk ESL. Four of the seven detections exceeded the Construction Worker Cancer Risk ESL. Other reported PCB concentrations were either not detected above the laboratory reporting limit or were detected at concentrations below screening criteria.

[5] Duvergé, D. J. (2011). *Establishing Background Arsenic in Soil of the Urbanized San Francisco Bay Region* (Master's thesis, San Francisco State University).

Groundwater

Groundwater results were compared to RWQCB ESLs for Maximum Contaminant Levels (MCLs) and the Commercial/Industrial Groundwater Vapor Intrusion Human Health, Cancer Risks and Non-Cancer Hazards, as presented in ***Tables 5 through 7***. These screening levels were selected based on potential exposure to groundwater via ingestion and exposure via impacted soil vapor intrusion into existing and/or future site structures. The most conservative regulatory limit was used for the comparison of each constituent. Results of the groundwater laboratory analyses are summarized below.

- Metals: Arsenic, Barium, and Cobalt were detected in both groundwater samples at concentrations that exceeded the MCLs. Groundwater sample SSJ-04-15 also contained concentrations of Cadmium, Chromium, Copper, Lead, Mercury, Molybdenum, Nickel, and Zinc that exceeded the MCLs. Other detected concentrations of metals were below screening levels.
- TPH: Reported DRO detections from both groundwater samples exceeded the MCL. GRO and ORO were either not detected above the laboratory reporting limit or were detected at concentrations below screening criteria.
- VOCs: Methyl Tert-Butyl Ether (MTBE) was detected in groundwater sample SSJ-04-15 at a concentration that exceeded the MCL, but not the Commercial/Industrial ESLs. Other reported VOC detections were below their respective screening levels.
- Pesticides: Pesticides were either not detected above the laboratory reporting limit or were detected at concentrations below screening criteria.
- PCBs: PCBs were either not detected above the laboratory reporting limit or were detected at concentrations below screening criteria.

Locations of soil and groundwater reported detections exceeding screening levels are presented in ***Figures 4 and 5, respectively***. TRC has reviewed the laboratory data for analyzed chemicals which were reported as non-detect above the reporting limit, to determine if reporting limits exceed the applicable screening criteria. In general, reporting limits are below screening criteria for most of the reported analytical data. In the isolated occurrences where a chemical has a reporting limit above the screening criteria, TRC determined that it is unlikely that the chemical is present due to the majority of other reported non-detect chemicals within the analysis group and with reporting limits below screening levels.

CONCLUSION AND RECOMMENDATION

In general, the results of this Phase II investigation correlate with the findings of the Farallon reports with the exception of Total PCBs which were detected above screening levels in shallow soil and the Farallon investigation did not. Subsurface soil contains metals, TPH, and PCBs at concentrations above their respective Commercial/Industrial and/or Construction Worker ESLs. Groundwater contains metals, TPH, and VOCs at concentrations above the MCLs.

TRC recommends that a site management plan should be developed if any activities involving the disruption of subsurface soil and/or handling of groundwater are planned. Groundwater underlying the Site should not be disturbed or utilized for any purpose. Additionally, if new structures are to be built and occupied at the Site, additional soil vapor investigation may be warranted.

Should you have any questions or comments, please do not hesitate to contact the undersigned.

Sincerely,

TRC SOLUTIONS, INC.

Evanda Goad
Staff Geologist

Agatha Kim, PE
Senior Engineer/Project Manager

Cc: Justin Hanzel-Durbin, PE (TRC)

Figures

1. Sampling Location Map
2. Site Layout Plan
3. Sample Location Plan
4. Detected Soil Exceedances
5. Detected Groundwater Exceedances

Tables

1. Soil Sample Results – Metals
2. Soil Sample Results – Polycyclic Aromatic Hydrocarbons
3. Soil Sample Results – Total Petroleum Hydrocarbons and Volatile Organic Compounds
4. Soil Sample Results – Pesticides and Polychlorinated Biphenyls
5. Water Sample Results – Metals
6. Water Sample Results – Total Petroleum Hydrocarbons and Volatile Organic Compounds
7. Water Sample Results – Pesticides and Polychlorinated Biphenyls

Attachments

A. Field Preparation Documents
B. Boring Logs
C. Laboratory Analytical Report

FIGURES

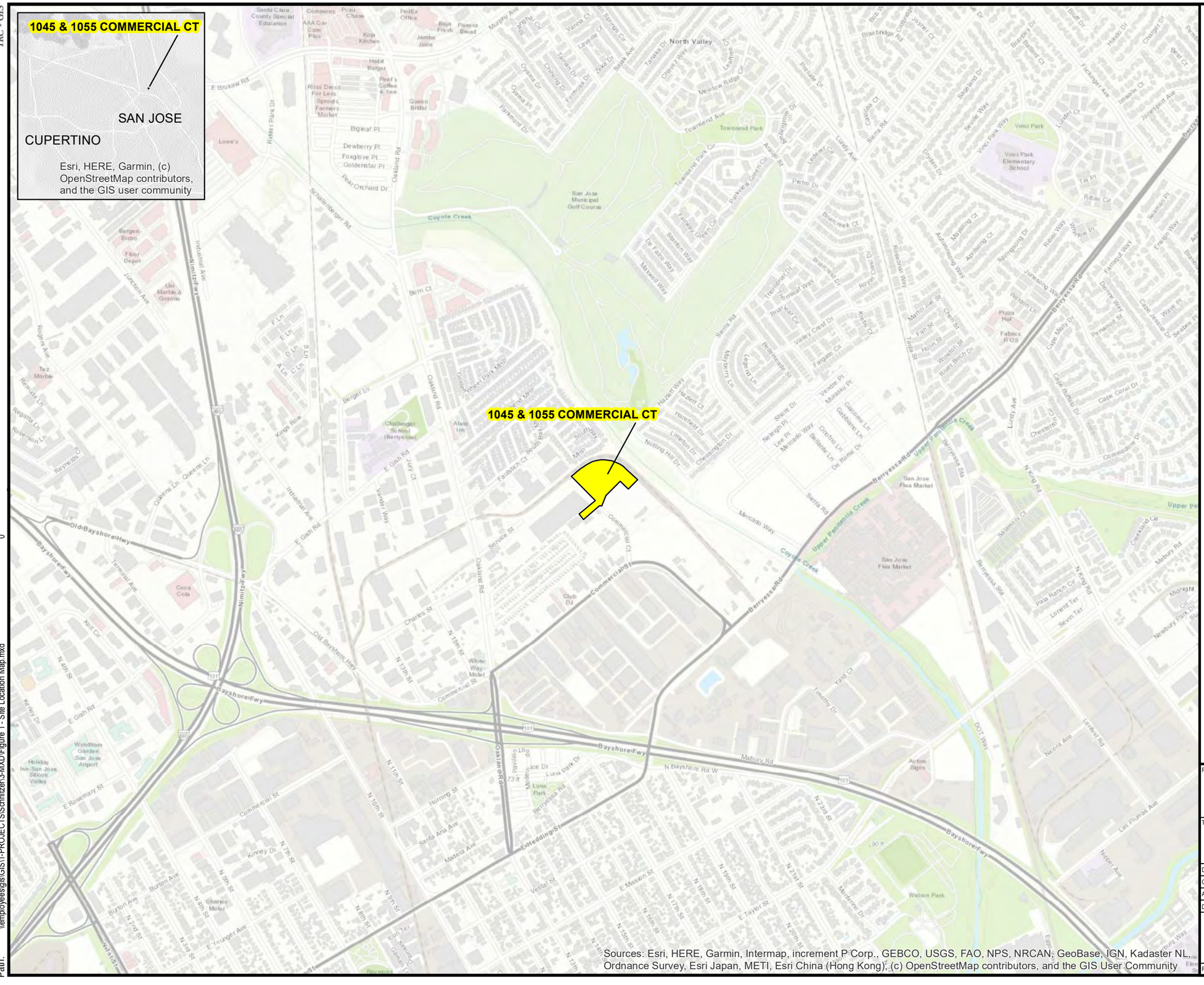

LEGEND

SUBJECT PARCEL

NOTES

1. MAP PROJECTION IS CALIFORNIA STATE PLANE ZONE III, NAD83 (NSRS2007), US SURVEY FEET.
2. BASEMAP FROM ESRI, "WORLD TOPOGRAPHIC MAP," WEB BASEMAP SERVICE LAYER, INFORMATION CURRENT AS PROVIDED THROUGH SERVICE AS OF THE PUBLISHING DATE OF THIS MAP.

N

1 " = 1,000 '

PROJECT:

SCHNITZER STEEL
1045 & 1055 COMMERIAL CT PHASE I ESA
SAN JOSE, CALIFORNIA

TITLE:

SITE LOCATION MAP

DRAWN BY:	M. PATINKIN	PROJ NO.:	486691
CHECKED BY:	E. GOAD	**FIGURE 1**	
APPROVED BY:	A. KIM		
DATE:	APRIL 2022		

TRC

505 Sansome Street, Suite 1600
San Francisco, CA 94111
Phone: 415.434.2600
wwwTRCcompanies.com

FILE NO.: Figure 1 - Site Location Map.mxd

Plot Date: 4/15/2022, 11:12:56 AM by MPATINKIN -- LAYOUT: ANSI B(11"x17")
Path: \\employees\gis\GIS\1-PROJECTS\Schnitzer\3-MXD\Figure 1 - Site Location Map.mxd
Coordinate System: NAD 1983 NSRS2007 StatePlane California III FIPS 0403 Ft US (Foot US)
0
TRC - GIS

LEGEND

SUBJECT PARCEL

TENANT BOUNDARIES

NOTES

1. MAP PROJECTION IS CALIFORNIA STATE PLANE ZONE III, NAD83 (NSRS2007), US SURVEY FEET.
2. GOOGLE IMAGERY ©2021, CNES / AIRBUS, DATA CSUMB SFML, CA OPC, DATA USGS, LANDSAT / COPERNICUS, MAXAR TECHNOLOGIES, U.S. GEOLOGICAL SURVEY, USDA FARM SERVICE AGENCY.
3. OFFICE STRUCTURE ON DAVEY TREE PROPERTY NOT OBESERVED DURING MARCH 2022 RECONNAISSANCE.

N

1 " = 80 '

PROJECT:

SCHNITZER STEEL
1045 & 1055 COMMERIAL CT PHASE I ESA
SAN JOSE, CALIFORNIA

TITLE:

SITE LAYOUT PLAN

DRAWN BY:	M. PATINKIN	PROJ NO.:	486691
CHECKED BY:	E. GOAD		
APPROVED BY:	A. KIM		**FIGURE 2**
DATE:	APRIL 2022		

TRC

505 Sansome Street, Suite 1600
San Francisco, CA 94111
Phone: 415.434.2600
wwwTRCcompanies.com

FILE NO.: Figure 2 - Site Layout Plan.mxd

TRC - GIS
Coordinate System: NAD 1983 NSRS2007 StatePlane California III FIPS 0403 Ft US (Foot US)
0
Plot Date: 4/15/2022, 11:14:40 AM by MPATINKIN -- LAYOUT: ANSI B (11"x17")
Path: \\employees\gis\GIS\1-PROJECTS\Schnitzer\3-MXD\Figure 2 - Site Layout Plan.mxd

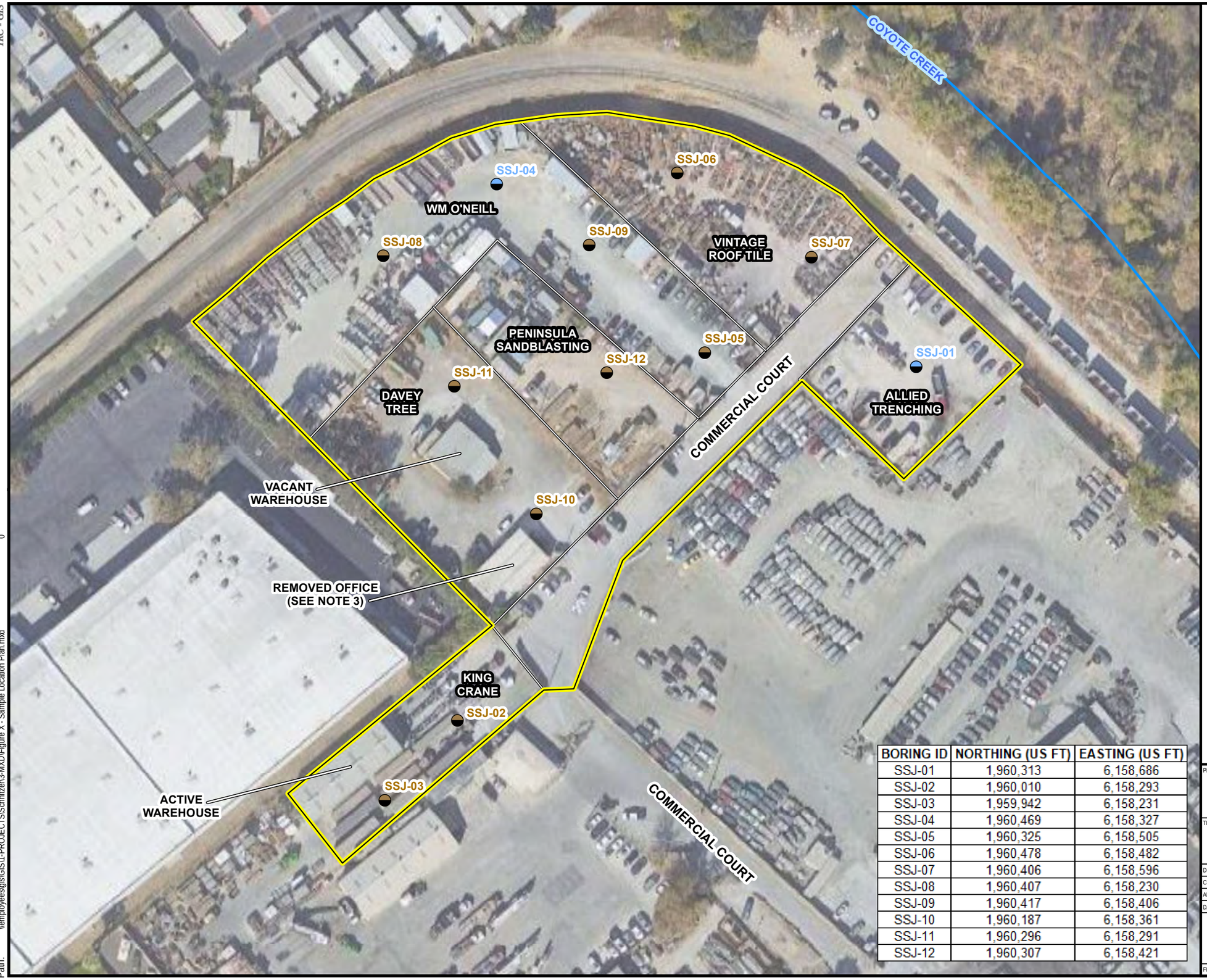

LEGEND

- SOIL SAMPLE
- SOIL/GROUNDWATER SAMPLE
- SUBJECT PARCEL
- TENANT BOUNDARIES

NOTES

1. MAP PROJECTION IS CALIFORNIA STATE PLANE ZONE III, NAD83 (NSRS2007), US SURVEY FEET.
2. GOOGLE IMAGERY ©2021, CNES / AIRBUS, DATA CSUMB SFML, CA OPC, DATA USGS, LANDSAT / COPERNICUS, MAXAR TECHNOLOGIES, U.S. GEOLOGICAL SURVEY, USDA FARM SERVICE AGENCY.
3. OFFICE STRUCTURE ON DAVEY TREE PROPERTY NOT OBESERVED DURING MARCH 2022 RECONNAISSANCE.
4. SAMPLE LOCATION NORTHINGS AND EASTINGS PROVIDED BY PRIVATE UTILITY LOCATOR GROUND PENETRATING RADAR SYSTEMS, LLC DURING UTILITY CLEARANCE ON APRIL 6, 2022.

N

1 " = 80 '

BORING ID	NORTHING (US FT)	EASTING (US FT)
SSJ-01	1,960,313	6,158,686
SSJ-02	1,960,010	6,158,293
SSJ-03	1,959,942	6,158,231
SSJ-04	1,960,469	6,158,327
SSJ-05	1,960,325	6,158,505
SSJ-06	1,960,478	6,158,482
SSJ-07	1,960,406	6,158,596
SSJ-08	1,960,407	6,158,230
SSJ-09	1,960,417	6,158,406
SSJ-10	1,960,187	6,158,361
SSJ-11	1,960,296	6,158,291
SSJ-12	1,960,307	6,158,421

PROJECT:
SCHNITZER STEEL
1045 & 1055 COMMERIAL CT PHASE I ESA
SAN JOSE, CALIFORNIA

TITLE:
SAMPLE LOCATION PLAN

DRAWN BY:	M. PATINKIN	PROJ NO.:	486691
CHECKED BY:	E. GOAD		
APPROVED BY:	A. KIM		**FIGURE** 3
DATE:	APRIL 2022		

TRC
505 Sansome Street, Suite 1600
San Francisco, CA 94111
Phone: 415.434.2600
wwwTRCcompanies.com

FILE NO.: Figure X - Sample Location Plan.mxd

TRC - GIS
Plot Date: 4/21/2022, 13:55:50 PM by MPATINKIN - - LAYOUT: ANSI B(11"x17")
Path: \\employees\gis\GIS\1-PROJECTS\Schnitzer\3-MXD\Figure X - Sample Location Plan.mxd
Coordinate System: NAD 1983 NSRS2007 StatePlane California III FIPS 0403 Ft US (Foot US)
0

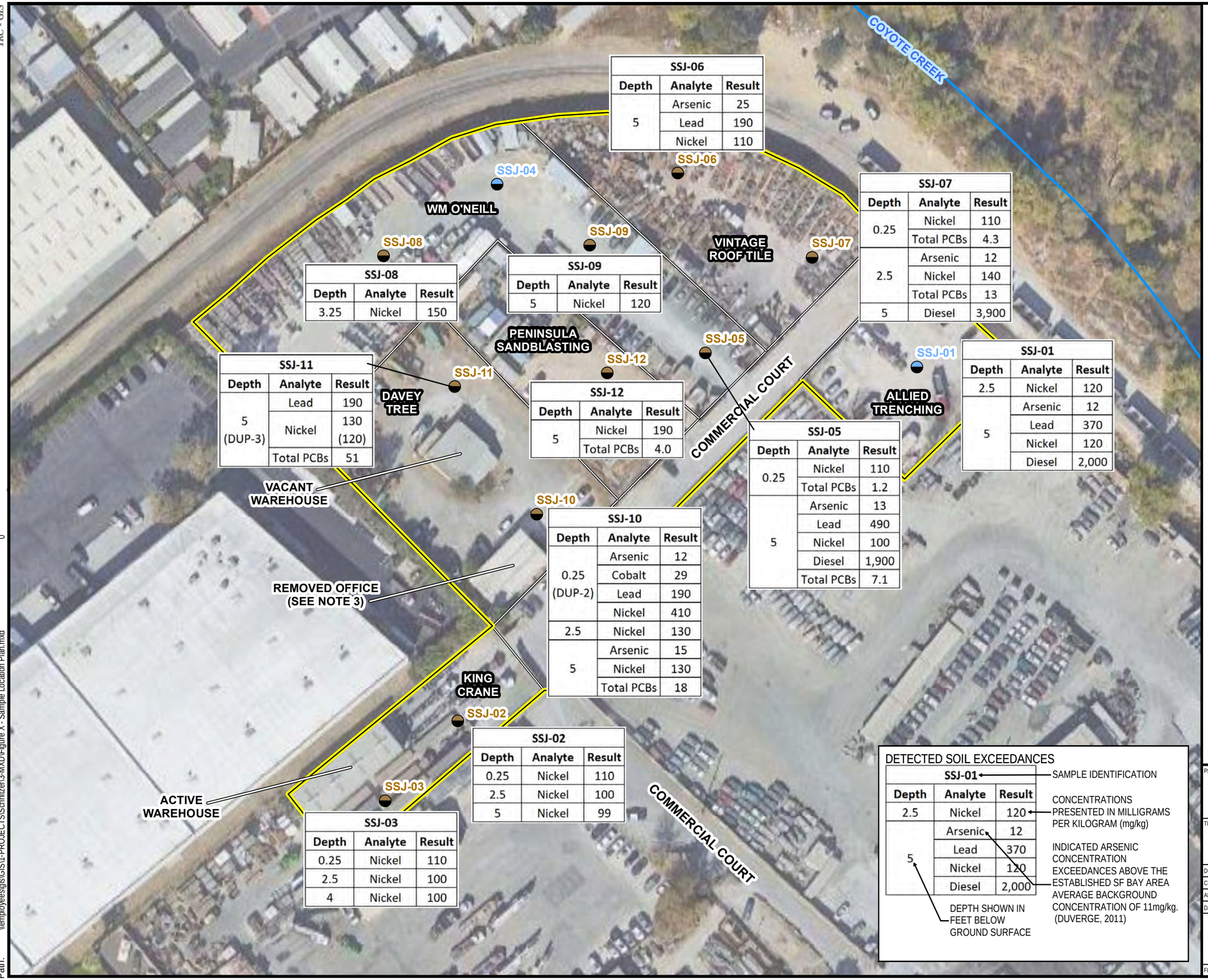

SSJ-06		
Depth	Analyte	Result
5	Arsenic	25
	Lead	190
	Nickel	110

SSJ-08		
Depth	Analyte	Result
3.25	Nickel	150

SSJ-09		
Depth	Analyte	Result
5	Nickel	120

SSJ-07		
Depth	Analyte	Result
0.25	Nickel	110
	Total PCBs	4.3
2.5	Arsenic	12
	Nickel	140
	Total PCBs	13
5	Diesel	3,900

SSJ-01		
Depth	Analyte	Result
2.5	Nickel	120
5	Arsenic	12
	Lead	370
	Nickel	120
	Diesel	2,000

SSJ-11		
Depth	Analyte	Result
5 (DUP-3)	Lead	190
	Nickel	130 (120)
	Total PCBs	51

SSJ-12		
Depth	Analyte	Result
5	Nickel	190
	Total PCBs	4.0

SSJ-05		
Depth	Analyte	Result
0.25	Nickel	110
	Total PCBs	1.2
5	Arsenic	13
	Lead	490
	Nickel	100
	Diesel	1,900
	Total PCBs	7.1

SSJ-10		
Depth	Analyte	Result
0.25 (DUP-2)	Arsenic	12
	Cobalt	29
	Lead	190
	Nickel	410
2.5	Nickel	130
5	Arsenic	15
	Nickel	130
	Total PCBs	18

SSJ-02		
Depth	Analyte	Result
0.25	Nickel	110
2.5	Nickel	100
5	Nickel	99

SSJ-03		
Depth	Analyte	Result
0.25	Nickel	110
2.5	Nickel	100
4	Nickel	100

LEGEND

- SOIL SAMPLE
- SOIL/GROUNDWATER SAMPLE
- SUBJECT PARCEL
- TENANT BOUNDARIES

NOTES

1. MAP PROJECTION IS CALIFORNIA STATE PLANE ZONE III, NAD83 (NSRS2007), US SURVEY FEET.
2. GOOGLE IMAGERY ©2021, CNES / AIRBUS, DATA CSUMB SFML, CA OPC, DATA USGS, LANDSAT / COPERNICUS, MAXAR TECHNOLOGIES, U.S. GEOLOGICAL SURVEY, USDA FARM SERVICE AGENCY.
3. OFFICE STRUCTURE ON DAVEY TREE PROPERTY NOT OBESERVED DURING MARCH 2022 RECONNAISSANCE.
4. SAMPLE LOCATION NORTHINGS AND EASTINGS PROVIDED BY PRIVATE UTILITY LOCATOR GROUND PENETRATING RADAR SYSTEMS, LLC DURING UTILITY CLEARANCE ON APRIL 6, 2022.

REFERENCES

SAN FRANCISCO (SF) BAY REGIONAL WATER QUALITY CONTROL BOARD. ENVIRONMENTAL SCREENING LEVELS, JANUARY 2019.
- DIRECT EXPOSURE HUMAN HEALTH RISK LEVELS FOR:
  - COMMERCIAL/INDUSTRIAL: SHALLOW SOIL EXPOSURE, CANCER RISK AND NON-CANCER HAZARD
  - CONSTRUCTION WORKER: ANY LAND USE/ANY DEPTH SOIL EXPOSURE, CANCER RISK AND NON-CANCER HAZARD

DUVERGE DYLAN JACQUES, CALIFORNIA WATER BOARD. ESTABLISHING BACKGROUND ARSENIC IN SOIL OF THE URBANIZED SAN FRANCISCO BAY REGION (DISSERTATION), 2011.

N

1 " = 80 '

DETECTED SOIL EXCEEDANCES

SSJ-01 ← SAMPLE IDENTIFICATION		
Depth	Analyte	Result
2.5	Nickel	120 ← CONCENTRATIONS PRESENTED IN MILLIGRAMS PER KILOGRAM (mg/kg)
5	Arsenic	12 ← INDICATED ARSENIC CONCENTRATION EXCEEDANCES ABOVE THE ESTABLISHED SF BAY AREA AVERAGE BACKGROUND CONCENTRATION OF 11mg/kg. (DUVERGE, 2011)
	Lead	370
	Nickel	120
	Diesel	2,000

DEPTH SHOWN IN FEET BELOW GROUND SURFACE

PROJECT:

SCHNITZER STEEL
1045 & 1055 COMMERIAL CT PHASE I ESA
SAN JOSE, CALIFORNIA

TITLE:

DETECTED SOIL EXCEEDANCES

DRAWN BY:	M. PATINKIN	PROJ NO.:	486691
CHECKED BY:	E. GOAD		
APPROVED BY:	A. KIM		**FIGURE 4**
DATE:	APRIL 2022		

505 Sansome Street, Suite 1600
San Francisco, CA 94111
Phone: 415.434.2600
wwwTRCcompanies.com

FILE NO.: Figure X - Sample Location Plan.mxd

Plot Date: 4/21/2022, 13:55:50 PM by MPATINKIN -- LAYOUT: ANSI B(11"x17")
Path: \\employees\gis\GIS\1-PROJECTS\Schnitzer\3-MXD\Figure X - Sample Location Plan.mxd
Coordinate System: NAD 1983 NSRS2007 StatePlane California III FIPS 0403 Ft US (Foot US)
0
TRC - GIS

SSJ-04-15	
Analyte	**Result**
Arsenic	210
Barium	12,000
Cadmium	70
Chromium	1,000
Cobalt	260
Copper	11,000
Lead	3,300
Mercury	7.5
Molybdenum	160
Nickel	2,500
Zinc	16,000
Diesel	2,000

SSJ-01-20	
Analyte	**Result**
Arsenic	43
Barium	1,400
Cobalt	12
Diesel	500
MTBE	6.5

LEGEND

- SOIL SAMPLE
- SOIL/GROUNDWATER SAMPLE
- SUBJECT PARCEL
- TENANT BOUNDARIES

NOTES

1. MAP PROJECTION IS CALIFORNIA STATE PLANE ZONE III, NAD83 (NSRS2007), US SURVEY FEET.
2. GOOGLE IMAGERY ©2021, CNES / AIRBUS, DATA CSUMB SFML, CA OPC, DATA USGS, LANDSAT / COPERNICUS, MAXAR TECHNOLOGIES, U.S. GEOLOGICAL SURVEY, USDA FARM SERVICE AGENCY.
3. OFFICE STRUCTURE ON DAVEY TREE PROPERTY NOT OBESERVED DURING MARCH 2022 RECONNAISSANCE.
4. SAMPLE LOCATION NORTHINGS AND EASTINGS PROVIDED BY PRIVATE UTILITY LOCATOR GROUND PENETRATING RADAR SYSTEMS, LLC DURING UTILITY CLEARANCE ON APRIL 6, 2022.

REFERENCES

SAN FRANCISCO (SF) BAY REGIONAL WATER QUALITY CONTROL BOARD. ENVIRONMENTAL SCREENING LEVELS, JANUARY 2019.

- DIRECT EXPOSURE HUMAN HEALTH RISK LEVELS FOR:
  - MAXIMUM CONTAMINANT LEVEL (MCL) PRIORITY

- GROUNDWATER VAPOR INTRUSION HUMAN HEALTH RISK LEVELS FOR COMMERCIAL/INDUSTRIAL, CANCER RISK AND NON-CANCER HAZARD

N

1 " = 80 '

DETECTED GROUNDWATER EXCEEDANCES

SSJ-01-20 ← SAMPLE IDENTIFICATION -DEPTH SHOWN IN FEET BELOW GROUND SURFACE	
Analyte	**Result**
Arsenic	43
Barium	1,400 ← CONCENTRATIONS PRESENTED IN MICROGRAMS PER LITER (µg/L)
Cobalt	12
Diesel	500
MTBE	6.5

MTBE = METYHL TERTIARY BUTYL ETHER

PROJECT:
SCHNITZER STEEL
1045 & 1055 COMMERIAL CT PHASE I ESA
SAN JOSE, CALIFORNIA

TITLE:
DETECTED GROUNDWATER EXCEEDANCES

DRAWN BY:	M. PATINKIN	PROJ NO.:	486691
CHECKED BY:	E. GOAD		**FIGURE 5**
APPROVED BY:	A. KIM		
DATE:	APRIL 2022		

TRC
505 Sansome Street, Suite 1600
San Francisco, CA 94111
Phone: 415.434.2600
wwwTRCcompanies.com

FILE NO.: Figure X - Sample Location Plan.mxd

Plot Date: 4/21/2022, 13:55:50 PM by MPATINKIN -- LAYOUT: ANSI B(11"x17")
Path: \\employees\gis\GIS\1-PROJECTS\Schnitzer\3-MXD\Figure X - Sample Location Plan.mxd
Coordinate System: NAD 1983 NSRS2007 StatePlane California III FIPS 0403 Ft US (Foot US)
0

TRC - GIS

TABLES

TABLE 1
SOIL SAMPLE RESULTS - METALS
1055 COMMERCIAL COURT, SAN JOSE, CALIFORNIA

Analyte		Screening Levels (mg/kg)				Sample Analyses Results (mg/kg)													
		Commercial/ Industrial: Shallow Soil Exposure		Construction Worker															
		Cancer Risk	Non-Cancer Hazard	Cancer Risk	Non-Cancer Hazard	SSJ-01-0.25	SSJ-01-2.5	SSJ-01-5	SSJ-02-0.25	SSJ-02-2.5	SSJ-02-5	SSJ-03-0.25	SSJ-03-2.5	SSJ-03-4	SSJ-04-0.25	SSJ-04-2.5	SSJ-04-5	SSJ-05-0.25	SSJ-05-5
Inorganics (6021B/7471A)	Antimony	NA	160	NA	50	<3.2	<3.6	<3.5	<3.4	<3.2	<2.7	<3.4	<3	<3.3	<3.4	<3.3	<3.4	<3.3	<3.9
	Arsenic	0.31	3.6	2.0	0.98	**2.7**	**11**	**12**	**11**	**9.2**	**8.1**	**10**	**9.5**	**9.3**	**4.6**	**3.6**	**5.7**	**8.3**	**13**
	Barium	NA	220,000	NA	3,000	**190**	**300**	**210**	**260**	**220**	**180**	**230**	**200**	**270**	**81**	**96**	**100**	**300**	**620**
	Beryllium	6,900	230	180	27	<0.54	<0.6	<0.58	<0.56	<0.53	<0.45	<0.57	<0.49	<0.54	<0.56	<0.55	<0.57	<0.56	<0.65
	Cadmium	4,000	1,100	110	51	<0.54	<0.6	<0.58	<0.56	<0.53	<0.45	<0.57	<0.49	<0.54	<0.56	<0.55	<0.57	<0.56	**1.7**
	Chromium	NA	NA	NA	NA	**59**	**79**	**100**	**74**	**67**	**62**	**70**	**67**	**66**	**24**	**22**	**21**	**74**	**84**
	Cobalt	1,900	350	49	28	**13**	**21**	**15**	**19**	**16**	**15**	**18**	**17**	**16**	**1.6**	**2.7**	**2.9**	**15**	**18**
	Copper	NA	47,000	NA	14,000	**62**	**52**	**120**	**43**	**36**	**31**	**43**	**38**	**38**	**10**	**12**	**18**	**52**	**170**
	Lead	380	320	2,700	160	**75**	**50**	**370**	**13**	**11**	**9.7**	**18**	**11**	**11**	**4.4**	**4.0**	**16**	**71**	**490**
	Mercury	NA	190	NA	44	**0.16**	<0.17	**2.7**	<0.19	<0.18	<0.17	<0.17	<0.17	<0.19	<0.16	<0.17	<0.16	<0.18	**0.54**
	Molybdenum	NA	5,800	NA	1,800	**1.1**	<1.2	**10**	<1.1	<1.1	<0.91	<1.1	<0.99	<1.1	<1.1	<1.1	**1.7**	<1.1	**2.0**
	Nickel	64,000	11,000	1,700	86	**75**	**120**	**120**	**110**	**100**	**99**	**110**	**100**	**100**	**8.8**	**12**	**14**	**110**	**100**
	Selenium	NA	5,800	NA	1,700	<3.2	<3.6	<3.5	<3.4	<3.2	<2.7	<3.4	<3	<3.3	<3.4	<3.3	<3.4	<3.3	<3.9
	Silver	NA	5,800	NA	1,800	<0.54	<0.6	<0.58	<0.56	<0.53	<0.45	<0.57	<0.49	<0.54	<0.56	<0.55	<0.57	<0.56	<0.65
	Thallium	NA	12	NA	3.5	<3.2	<3.6	<3.5	<3.4	<3.2	<2.7	<3.4	<3	<3.3	<3.4	<3.3	<3.4	<3.3	<3.9
	Vanadium	NA	5,800	NA	470	**73**	**62**	**40**	**55**	**47**	**41**	**52**	**47**	**50**	**15**	**19**	**19**	**49**	**49**
	Zinc	NA	350,000	NA	110,000	**79**	**100**	**660**	**81**	**68**	**60**	**83**	**72**	**71**	**21**	**20**	**25**	**100**	**1,000**

Notes:
Screening levels are derived from the San Francisco Regional Water Quality Control Board January 2019 Revision 02 Environmental Screening Levels.
Detected concentrations are shown in **bold**.
"<" indicates the compound was not detected at a concentration at or greater than the laboratory reporting limit (RL)
Yellow shading indicates the detected concentration exceeds one or more regulatory limits, with the exception of Arsenic - see green highlight below.
Only Arsenic concentration exceedances above the established San Francisco Bay Area average background concentration of 11 mg/kg (Duverge, 2011) are highlighted in green.

Abbreviations:
mg/kg = milligrams per kilogram
NA= not available or not applicable

TABLE 1
SOIL SAMPLE RESULTS - METALS
1055 COMMERCIAL COURT, SAN JOSE, CALIFORNIA

Analyte		Screening Levels (mg/kg)				Sample Analyses Results (mg/kg)													
		Commercial/ Industrial: Shallow Soil Exposure		Construction Worker															
		Cancer Risk	Non-Cancer Hazard	Cancer Risk	Non-Cancer Hazard	SSJ-06-0.25	SSJ-06-2.5	SSJ-06-5	SSJ-07-0.25	SSJ-07-2.5	SSJ-07-5	SSJ-08-0.25	SSJ-08-1.5	SSJ-08-3.25	SSJ-09-0.25	SSJ-09-2.5	SSJ-DUP-1	SSJ-09-5	SSJ-10-0.25
Inorganics (6021B/7471A)	Antimony	NA	160	NA	50	<3.6	<3.5	<4.1	<3.3	<3.8	<3.3	<2.9	<2.8	<3.2	<3.4	<3.6	<3.2	<3.3	<3.1
	Arsenic	0.31	3.6	2.0	0.98	**3.6**	**3.5**	**25**	**6.1**	**12**	**4.8**	**2.3**	**3.8**	**2.6**	**4.2**	**4.7**	**4.8**	**9.8**	**5.2**
	Barium	NA	220,000	NA	3,000	**92**	**100**	**350**	**280**	**310**	**130**	**230**	**200**	**230**	**250**	**300**	**250**	**250**	**140**
	Beryllium	6,900	230	180	27	<0.6	<0.58	<0.68	<0.55	<0.64	<0.54	<0.49	<0.46	<0.53	<0.57	<0.6	<0.54	<0.54	<0.52
	Cadmium	4,000	1,100	110	51	<0.6	<0.58	<0.68	<0.55	<0.64	<0.54	<0.49	<0.46	<0.53	<0.57	<0.6	<0.54	<0.54	<0.52
	Chromium	NA	NA	NA	NA	**17**	**15**	**75**	**72**	**94**	**53**	**60**	**29**	**78**	**51**	**55**	**59**	**81**	**46**
	Cobalt	1,900	350	49	28	**1.8**	**2.0**	**16**	**16**	**22**	**9.0**	**12**	**3.6**	**10**	**7.0**	**6.9**	**7.9**	**18**	**7.8**
	Copper	NA	47,000	NA	14,000	**10**	**8.6**	**72**	**52**	**63**	**19**	**62**	**19**	**16**	**28**	**23**	**25**	**46**	**26**
	Lead	380	320	2,700	160	**6.6**	**7.3**	**190**	**50**	**59**	**30**	**11**	**8.2**	**11**	**10**	**9.8**	**11**	**39**	**34**
	Mercury	NA	190	NA	44	<0.18	<0.17	**1.5**	<0.18	<0.19	<0.17	<0.17	<0.16	**0.21**	<0.18	<0.18	<0.18	**0.81**	<0.19
	Molybdenum	NA	5,800	NA	1,800	<1.2	<1.2	**2.2**	<1.1	<1.3	**2.1**	**1.9**	<0.92	<1.1	<1.1	**1.6**	**1.2**	<1.1	**2.6**
	Nickel	64,000	11,000	1,700	86	**9.4**	**8.2**	**110**	**110**	**140**	**66**	**50**	**23**	**150**	**52**	**59**	**61**	**120**	**85**
	Selenium	NA	5,800	NA	1,700	<3.6	<3.5	<4.1	<3.3	<3.8	<3.3	<2.9	<2.8	<3.2	<3.4	<3.6	<3.2	<3.3	<3.1
	Silver	NA	5,800	NA	1,800	<0.6	<0.58	<0.68	<0.55	<0.64	<0.54	<0.49	<0.46	<0.53	<0.57	<0.6	<0.54	<0.54	<0.52
	Thallium	NA	12	NA	3.5	<3.6	<3.5	<4.1	<3.3	<3.8	<3.3	<2.9	<2.8	<3.2	<3.4	<3.6	<3.2	<3.3	<3.1
	Vanadium	NA	5,800	NA	470	**16**	**12**	**43**	**49**	**62**	**50**	**110**	**40**	**37**	**50**	**61**	**54**	**56**	**22**
	Zinc	NA	350,000	NA	110,000	**24**	**19**	**340**	**88**	**140**	**51**	**67**	**35**	**51**	**44**	**47**	**52**	**95**	**39**

Notes:
Screening levels are derived from the San Francisco Regional Water Quality Control Board January 2019 Revision 02 Environmental Screening Levels.
Detected concentrations are shown in **bold**.
"<" indicates the compound was not detected at a concentration at or greater than the laboratory reporting limit (RL)
Yellow shading indicates the detected concentration exceeds one or more regulatory limits, with the exception of Arsenic - see green highlight below.
Only Arsenic concentration exceedances above the established San Francisco Bay Area average background concentration of 11 mg/kg (Duverge, 2011) are highlighted in green.

Abbreviations:
mg/kg = milligrams per kilogram
NA= not available or not applicable

TABLE 1
SOIL SAMPLE RESULTS - METALS
1055 COMMERCIAL COURT, SAN JOSE, CALIFORNIA

Analyte		Screening Levels (mg/kg)				Sample Analyses Results (mg/kg)										
		Commercial/ Industrial: Shallow Soil Exposure		Construction Worker												
		Cancer Risk	Non-Cancer Hazard	Cancer Risk	Non-Cancer Hazard	SSJ-DUP-2	SSJ-10-2.5	SSJ-10-5	SSJ-11-0.25	SSJ-11-2.5	SSJ-11-5	SSJ-DUP-3	SSJ-12-0.25	SSJ-12-2.5	SSJ-DUP-4	SSJ-12-5
Inorganics (6021B/7471A)	Antimony	NA	160	NA	50	<3.6	<3.5	<3.7	<3.2	<3.1	<3.8	<3.7	<3.2	<2.9	<3.4	<3.6
	Arsenic	0.31	3.6	2.0	0.98	**12**	**10**	**15**	**4.5**	**6.1**	**9.4**	**7.1**	**5.0**	**5.4**	**3.3**	**11**
	Barium	NA	220,000	NA	3,000	**410**	**180**	**300**	**450**	**190**	**280**	**280**	**770**	**210**	**850**	**640**
	Beryllium	6,900	230	180	27	<0.6	<0.59	<0.62	<0.54	<0.52	<0.63	<0.62	<0.53	<0.48	<0.57	<0.61
	Cadmium	4,000	1,100	110	51	<0.6	<0.59	<0.62	<0.54	<0.52	**1.1**	<0.62	<0.53	<0.48	<0.57	<0.61
	Chromium	NA	NA	NA	NA	**130**	**62**	**84**	**27**	**25**	**82**	**78**	**58**	**37**	**45**	**86**
	Cobalt	1,900	350	49	28	**29**	**12**	**20**	**6.5**	**7.3**	**20**	**16**	**12**	**6.9**	**11**	**18**
	Copper	NA	47,000	NA	14,000	**3,600**	**340**	**160**	**23**	**29**	**60**	**49**	**39**	**30**	**27**	**1,200**
	Lead	380	320	2,700	160	**190**	**130**	**31**	**5.0**	**5.2**	**190**	**56**	**32**	**44**	**5.7**	**150**
	Mercury	NA	190	NA	44	<0.18	**0.25**	**0.27**	<0.15	<0.18	**0.27**	<0.21	**0.17**	<0.16	**0.19**	**0.29**
	Molybdenum	NA	5,800	NA	1,800	<1.2	**2.0**	**1.4**	**1.2**	**1.8**	<1.3	<1.2	**1.6**	<0.96	<1.1	**1.7**
	Nickel	64,000	11,000	1,700	86	**410**	**130**	**130**	**34**	**16**	**130**	**120**	**77**	**54**	**62**	**190**
	Selenium	NA	5,800	NA	1,700	<3.6	<3.5	<3.7	<3.2	<3.1	<3.8	<3.7	<3.2	<2.9	<3.4	<3.6
	Silver	NA	5,800	NA	1,800	<0.6	<0.59	<0.62	<0.54	<0.52	**1.1**	<0.62	<0.53	<0.48	<0.57	<0.61
	Thallium	NA	12	NA	3.5	<3.6	<3.5	<3.7	<3.2	<3.1	<3.8	<3.7	<3.2	<2.9	<3.4	<3.6
	Vanadium	NA	5,800	NA	470	**36**	**36**	**57**	**27**	**24**	**57**	**47**	**48**	**32**	**55**	**38**
	Zinc	NA	350,000	NA	110,000	**1,700**	**160**	**190**	**30**	**19**	**3,300**	**120**	**74**	**54**	**53**	**760**

Notes:
Screening levels are derived from the San Francisco Regional Water Quality Control Board January 2019 Revision 02 Environmental Screening Levels.
Detected concentrations are shown in **bold**.
"<" indicates the compound was not detected at a concentration at or greater than the laboratory reporting limit (RL)
Yellow shading indicates the detected concentration exceeds one or more regulatory limits, with the exception of Arsenic - see green highlight below.
Only Arsenic concentration exceedances above the established San Francisco Bay Area average background concentration of 11 mg/kg (Duverge, 2011) are highlighted in green.

Abbreviations:
mg/kg = milligrams per kilogram
NA= not available or not applicable

TABLE 2
SOIL SAMPLE RESULTS — POLYCYCLIC AROMATIC HYDROCARBONS (PAHs)
1055 COMMERCIAL COURT, SAN JOSE, CALIFORNIA

Analyte		Screening Levels (mg/kg)				Sample Analytical Results (mg/kg)											
		Commercial/ Industrial: Shallow Soil Exposure		Construction Worker													
		Cancer Risk	Non-Cancer Hazard	Cancer Risk	Non-Cancer Hazard	SSJ-01-0.25	SSJ-01-2.5	SSJ-01-5	SSJ-02-0.25	SSJ-02-2.5	SSJ-02-5	SSJ-03-0.25	SSJ-03-2.5	SSJ-03-4	SSJ-04-0.25	SSJ-04-2.5	SSJ-04-5	SSJ-05-0.25
Poly Aromatic Hydrocarbons (PAHs) (8270C)	1,2,4-Trichlorobenzene	110	260	850	240	<27	<0.3	<64	<0.28	<0.27	<0.27	<0.28	<0.29	<0.29	<0.27	<0.28	<0.28	<0.28
	1,2-Dichlorobenzene	NA	9,400	NA	7,800	<27	<0.3	<64	<0.28	<0.27	<0.27	<0.28	<0.29	<0.29	<0.27	<0.28	<0.28	<0.28
	1,2-diphenylhydrazine (as azobenzene)	NA	NA	NA	NA	<27	<0.3	<64	<0.28	<0.27	<0.27	<0.28	<0.29	<0.29	<0.27	<0.28	<0.28	<0.28
	1,3-Dichlorobenzene	NA	NA	NA	NA	<27	<0.3	<64	<0.28	<0.27	<0.27	<0.28	<0.29	<0.29	<0.27	<0.28	<0.28	<0.28
	1,4-Dichlorobenzene	12	26,000	280	15,000	<27	<0.3	<64	<0.28	<0.27	<0.27	<0.28	<0.29	<0.29	<0.27	<0.28	<0.28	<0.28
	1-Methylnaphthalene	NA	NA	NA	NA	<27	<0.3	<64	<0.28	<0.27	<0.27	<0.28	<0.29	<0.29	<0.27	<0.28	<0.28	<0.28
	2,4,5-Trichlorophenol	NA	120,000	NA	35,000	<27	<0.3	<64	<0.28	<0.27	<0.27	<0.28	<0.29	<0.29	<0.27	<0.28	<0.28	<0.28
	2,4,6-Trichlorophenol	47	1,200	350	350	<27	<0.3	<64	<0.28	<0.27	<0.27	<0.28	<0.29	<0.29	<0.27	<0.28	<0.28	<0.28
	2,4-Dichlorophenol	NA	3,500	NA	1,100	<27	<0.3	<64	<0.28	<0.27	<0.27	<0.28	<0.29	<0.29	<0.27	<0.28	<0.28	<0.28
	2,4-Dimethylphenol	NA	23,000	NA	7,100	<27	<0.3	<64	<0.28	<0.27	<0.27	<0.28	<0.29	<0.29	<0.27	<0.28	<0.28	<0.28
	2,4-Dinitrophenol	NA	2,300	NA	710	<130	<1.4	<310	<1.3	<1.3	<1.3	<1.4	<1.4	<1.4	<1.3	<1.4	<1.4	<1.3
	2,4-Dinitrotoluene	11	2,300	79	710	<27	<0.3	<64	<0.28	<0.27	<0.27	<0.28	<0.29	<0.29	<0.27	<0.28	<0.28	<0.28
	2,6-Dinitrotoluene	NA	NA	NA	NA	<27	<0.3	<64	<0.28	<0.27	<0.27	<0.28	<0.29	<0.29	<0.27	<0.28	<0.28	<0.28
	2-Chloronaphthalene	NA	NA	NA	NA	<27	<0.3	<64	<0.28	<0.27	<0.27	<0.28	<0.29	<0.29	<0.27	<0.28	<0.28	<0.28
	2-Chlorophenol	NA	5,800	NA	1,800	<27	<0.3	<64	<0.28	<0.27	<0.27	<0.28	<0.29	<0.29	<0.27	<0.28	<0.28	<0.28
	2-Methylnaphthalene	NA	3,000	NA	670	<27	<0.3	<64	<0.28	<0.27	<0.27	<0.28	<0.29	<0.29	<0.27	<0.28	<0.28	<0.28
	2-Methylphenol	NA	NA	NA	NA	<27	<0.3	<64	<0.28	<0.27	<0.27	<0.28	<0.29	<0.29	<0.27	<0.28	<0.28	<0.28
	2-Nitroaniline	NA	NA	NA	NA	<27	<0.3	<64	<0.28	<0.27	<0.27	<0.28	<0.29	<0.29	<0.27	<0.28	<0.28	<0.28
	2-Nitrophenol	NA	NA	NA	NA	<27	<0.3	<64	<0.28	<0.27	<0.27	<0.28	<0.29	<0.29	<0.27	<0.28	<0.28	<0.28
	3,3'-Dichlorobenzidine	NA	NA	NA	NA	<130	<1.4	<310	<1.3	<1.3	<1.3	<1.4	<1.4	<1.4	<1.3	<1.4	<1.4	<1.3
	3-,4-Methylphenol	NA	NA	NA	NA	<43	<0.48	<100	<0.44	<0.44	<0.43	<0.45	<0.47	<0.47	<0.43	<0.45	<0.45	<0.44
	3-Nitroaniline	NA	NA	NA	NA	<27	<0.3	<64	<0.28	<0.27	<0.27	<0.28	<0.29	<0.29	<0.27	<0.28	<0.28	<0.28
	4,6-Dinitro-2-methylphenol	NA	NA	NA	NA	<27	<0.3	<64	<0.28	<0.27	<0.27	<0.28	<0.29	<0.29	<0.27	<0.28	<0.28	<0.28
	4-Bromophenyl-phenylether	NA	NA	NA	NA	<27	<0.3	<64	<0.28	<0.27	<0.27	<0.28	<0.29	<0.29	<0.27	<0.28	<0.28	<0.28
	4-Chloro-3-methylphenol	NA	NA	NA	NA	<27	<0.3	<64	<0.28	<0.27	<0.27	<0.28	<0.29	<0.29	<0.27	<0.28	<0.28	<0.28
	4-Chloroaniline	NA	NA	NA	NA	<27	<0.3	<64	<0.28	<0.27	<0.27	<0.28	<0.29	<0.29	<0.27	<0.28	<0.28	<0.28
	4-Chlorophenyl-phenylether	NA	NA	NA	NA	<27	<0.3	<64	<0.28	<0.27	<0.27	<0.28	<0.29	<0.29	<0.27	<0.28	<0.28	<0.28
	4-Nitroaniline	NA	NA	NA	NA	<27	<0.3	<64	<0.28	<0.27	<0.27	<0.28	<0.29	<0.29	<0.27	<0.28	<0.28	<0.28
	4-Nitrophenol	NA	NA	NA	NA	<27	<0.3	<64	<0.28	<0.27	<0.27	<0.28	<0.29	<0.29	<0.27	<0.28	<0.28	<0.28
	Acenaphthene	NA	45,000	NA	10,000	<27	<0.3	<64	<0.28	<0.27	<0.27	<0.28	<0.29	<0.29	<0.27	<0.28	<0.28	<0.28
	Acenaphthylene	NA	NA	NA	NA	<27	<0.3	<64	<0.28	<0.27	<0.27	<0.28	<0.29	<0.29	<0.27	<0.28	<0.28	<0.28
	Aniline	NA	NA	NA	NA	<27	<0.3	<64	<0.28	<0.27	<0.27	<0.28	<0.29	<0.29	<0.27	<0.28	<0.28	<0.28
	Anthracene	NA	230,000	NA	50,000	<27	<0.3	<64	<0.28	<0.27	<0.27	<0.28	<0.29	<0.29	<0.27	<0.28	<0.28	<0.28
	Benzidine	NA	NA	NA	NA	<130	<1.4	<310	<1.3	<1.3	<1.3	<1.4	<1.4	<1.4	<1.3	<1.4	<1.4	<1.3
	Benzo(a)anthracene	20	NA	110	NA	<27	<0.3	<64	<0.28	<0.27	<0.27	<0.28	<0.29	<0.29	<0.27	<0.28	<0.28	<0.28
	Benzo(a)pyrene	2.1	220	11	10	<27	<0.3	<64	<0.28	<0.27	<0.27	<0.28	<0.29	<0.29	<0.27	<0.28	<0.28	<0.28
	Benzo(b)fluoranthene	21	NA	110	NA	<27	<0.3	<64	<0.28	<0.27	<0.27	<0.28	<0.29	<0.29	<0.27	<0.28	<0.28	<0.28
	Benzo(g,h,i)perylene	NA	NA	NA	NA	<27	<0.3	<64	<0.28	<0.27	<0.27	<0.28	<0.29	<0.29	<0.27	<0.28	<0.28	<0.28
	Benzo(k)fluoranthene	210	NA	910	NA	<27	<0.3	<64	<0.28	<0.27	<0.27	<0.28	<0.29	<0.29	<0.27	<0.28	<0.28	<0.28
	Benzoic acid	NA	NA	NA	NA	<130	<1.4	<310	<1.3	<1.3	<1.3	<1.4	<1.4	<1.4	<1.3	<1.4	<1.4	<1.3
	Benzyl alcohol	NA	NA	NA	NA	<27	<0.3	<64	<0.28	<0.27	<0.27	<0.28	<0.29	<0.29	<0.27	<0.28	<0.28	<0.28
	bis(2-Chloroethoxy)methane	NA	NA	NA	NA	<27	<0.3	<64	<0.28	<0.27	<0.27	<0.28	<0.29	<0.29	<0.27	<0.28	<0.28	<0.28
	bis(2-Chloroethyl)ether	0.47	NA	6.4	NA	<130	<1.4	<310	<1.3	<1.3	<1.3	<1.4	<1.4	<1.4	<1.3	<1.4	<1.4	<1.3
	bis(2-Chloroisopropyl) ether	23	47,000	270	14,000	<27	<0.3	<64	<0.28	<0.27	<0.27	<0.28	<0.29	<0.29	<0.27	<0.28	<0.28	<0.28
	bis(2-Ethylhexyl)phthalate	160	16,000	950	3,800	<27	<0.3	<64	<0.28	<0.27	<0.27	<0.28	<0.29	<0.29	<0.27	<0.28	<0.28	<0.28

TABLE 2
SOIL SAMPLE RESULTS — POLYCYCLIC AROMATIC HYDROCARBONS (PAHs)
1055 COMMERCIAL COURT, SAN JOSE, CALIFORNIA

Analyte		Screening Levels (mg/kg)				Sample Analytical Results (mg/kg)											
		Commercial/ Industrial: Shallow Soil Exposure		Construction Worker													
		Cancer Risk	Non-Cancer Hazard	Cancer Risk	Non-Cancer Hazard	SSJ-01-0.25	SSJ-01-2.5	SSJ-01-5	SSJ-02-0.25	SSJ-02-2.5	SSJ-02-5	SSJ-03-0.25	SSJ-03-2.5	SSJ-03-4	SSJ-04-0.25	SSJ-04-2.5	SSJ-04-5	SSJ-05-0.25
Poly Aromatic Hydrocarbons (PAHs) (8270C)	Butylbenzylphthalate	NA	NA	NA	NA	<27	<0.3	<64	<0.28	<0.27	<0.27	<0.28	<0.29	<0.29	<0.27	<0.28	<0.28	<0.28
	Carbazole	NA	NA	NA	NA	<27	<0.3	<64	<0.28	<0.27	<0.27	<0.28	<0.29	<0.29	<0.27	<0.28	<0.28	<0.28
	Chrysene	2,100	NA	9,100	NA	<27	<0.3	<64	<0.28	<0.27	<0.27	<0.28	<0.29	<0.29	<0.27	<0.28	<0.28	<0.28
	Dibenz(a,h)anthracene	2.1	NA	11	NA	<27	<0.3	<64	<0.28	<0.27	<0.27	<0.28	<0.29	<0.29	<0.27	<0.28	<0.28	<0.28
	Dibenzofuran	NA	NA	NA	NA	<27	<0.3	<64	<0.28	<0.27	<0.27	<0.28	<0.29	<0.29	<0.27	<0.28	<0.28	<0.28
	Diethylphthalate	NA	660,000	NA	150,000	<27	<0.3	<64	<0.28	<0.27	<0.27	<0.28	<0.29	<0.29	<0.27	<0.28	<0.28	<0.28
	Dimethylphthalate	NA	NA	NA	NA	<27	<0.3	<64	<0.28	<0.27	<0.27	<0.28	<0.29	<0.29	<0.27	<0.28	<0.28	<0.28
	Di-n-butylphthalate	NA	NA	NA	NA	<27	<0.3	<64	<0.28	<0.27	<0.27	<0.28	<0.29	<0.29	<0.27	<0.28	<0.28	<0.28
	Di-n-octylphthalate	NA	NA	NA	NA	<27	<0.3	<64	<0.28	<0.27	<0.27	<0.28	<0.29	<0.29	<0.27	<0.28	<0.28	<0.28
	Fluoranthene	NA	30,000	NA	6,700	<27	<0.3	<64	<0.28	<0.27	<0.27	<0.28	<0.29	<0.29	<0.27	<0.28	<0.28	<0.28
	Fluorene	NA	30,000	NA	6,700	<27	<0.3	<64	<0.28	<0.27	<0.27	<0.28	<0.29	<0.29	<0.27	<0.28	<0.28	<0.28
	Hexachlorobenzene	0.78	770	7.7	200	<27	<0.3	<64	<0.28	<0.27	<0.27	<0.28	<0.29	<0.29	<0.27	<0.28	<0.28	<0.28
	Hexachlorobutadiene	5.3	1,200	100	350	<27	<0.3	<64	<0.28	<0.27	<0.27	<0.28	<0.29	<0.29	<0.27	<0.28	<0.28	<0.28
	Hexachlorocyclopentadiene	NA	NA	NA	NA	<130	<1.4	<310	<1.3	<1.3	<1.3	<1.4	<1.4	<1.4	<1.3	<1.4	<1.4	<1.3
	Hexachloroethane	7.8	370	130	120	<27	<0.3	<64	<0.28	<0.27	<0.27	<0.28	<0.29	<0.29	<0.27	<0.28	<0.28	<0.28
	Indeno(1,2,3-cd)pyrene	21	NA	110	NA	<27	<0.3	<64	<0.28	<0.27	<0.27	<0.28	<0.29	<0.29	<0.27	<0.28	<0.28	<0.28
	Isophorone	NA	NA	NA	NA	<27	<0.3	<64	<0.28	<0.27	<0.27	<0.28	<0.29	<0.29	<0.27	<0.28	<0.28	<0.28
	Naphthalene	17	580	400	500	<27	<0.3	<64	<0.28	<0.27	<0.27	<0.28	<0.29	<0.29	<0.27	<0.28	<0.28	<0.28
	Nitrobenzene	NA	NA	NA	NA	<130	<1.4	<310	<1.3	<1.3	<1.3	<1.4	<1.4	<1.4	<1.3	<1.4	<1.4	<1.3
	N-Nitrosodimethylamine	NA	NA	NA	NA	<27	<0.3	<64	<0.28	<0.27	<0.27	<0.28	<0.29	<0.29	<0.27	<0.28	<0.28	<0.28
	N-Nitroso-di-n-propylamine	NA	NA	NA	NA	<27	<0.3	<64	<0.28	<0.27	<0.27	<0.28	<0.29	<0.29	<0.27	<0.28	<0.28	<0.28
	N-Nitrosodiphenylamine	NA	NA	NA	NA	<27	<0.3	<64	<0.28	<0.27	<0.27	<0.28	<0.29	<0.29	<0.27	<0.28	<0.28	<0.28
	Pentachlorophenol	4.0	2,800	20	560	<130	<1.4	<310	<1.3	<1.3	<1.3	<1.4	<1.4	<1.4	<1.3	<1.4	<1.4	<1.3
	Phenanthrene	NA	NA	NA	NA	<27	<0.3	<64	<0.28	<0.27	<0.27	<0.28	<0.29	<0.29	<0.27	<0.28	<0.28	<0.28
	Phenol	NA	350,000	NA	98,000	<27	<0.3	<64	<0.28	<0.27	<0.27	<0.28	<0.29	<0.29	<0.27	<0.28	<0.28	<0.28
	Pyrene	NA	23,000	NA	5,000	<27	<0.3	<64	<0.28	<0.27	<0.27	<0.28	<0.29	<0.29	<0.27	<0.28	<0.28	<0.28
	Pyridine	NA	NA	NA	NA	<27	<0.3	<64	<0.28	<0.27	<0.27	<0.28	<0.29	<0.29	<0.27	<0.28	<0.28	<0.28

Notes:
Screening levels are derived from the San Francisco Regional Water Quality Control Board January 2019 Revision 02 Environmental Screening Levels.
Detected concentrations are shown in **bold**.
"<" indicates the compound was not detected at a concentration at or greater than the laboratory reporting limit (RL).

Abbreviations:
mg/kg = milligrams per kilogram
NA= not available or not applicable

TABLE 2
SOIL SAMPLE RESULTS — POLYCYCLIC AROMATIC HYDROCARBONS (PAHs)
1055 COMMERCIAL COURT, SAN JOSE, CALIFORNIA

Analyte		Screening Levels (mg/kg)				Sample Analytical Results (mg/kg)												
		Commercial/ Industrial: Shallow Soil Exposure		Construction Worker														
		Cancer Risk	Non-Cancer Hazard	Cancer Risk	Non-Cancer Hazard	SSJ-05-5	SSJ-06-0.25	SSJ-06-2.5	SSJ-06-5	SSJ-07-0.25	SSJ-07-2.5	SSJ-07-5	SSJ-08-0.25	SSJ-08-1.5	SSJ-08-3.25	SSJ-09-0.25	SSJ-09-2.5	SSJ-DUP-1
Poly Aromatic Hydrocarbons (PAHs) (8270C)	1,2,4-Trichlorobenzene	110	260	850	240	<1.6	<0.28	<0.28	<0.34	<0.3	<2.9	<2.6	<2.7	<1.1	<1.4	<0.31	<0.3	<0.29
	1,2-Dichlorobenzene	NA	9,400	NA	7,800	<1.6	<0.28	<0.28	<0.34	<0.3	<2.9	<2.6	<2.7	<1.1	<1.4	<0.31	<0.3	<0.29
	1,2-diphenylhydrazine (as azobenzene)	NA	NA	NA	NA	<1.6	<0.28	<0.28	<0.34	<0.3	<2.9	<2.6	<2.7	<1.1	<1.4	<0.31	<0.3	<0.29
	1,3-Dichlorobenzene	NA	NA	NA	NA	<1.6	<0.28	<0.28	<0.34	<0.3	<2.9	<2.6	<2.7	<1.1	<1.4	<0.31	<0.3	<0.29
	1,4-Dichlorobenzene	12	26,000	280	15,000	<1.6	<0.28	<0.28	<0.34	<0.3	<2.9	<2.6	<2.7	<1.1	<1.4	<0.31	<0.3	<0.29
	1-Methylnaphthalene	NA	NA	NA	NA	<1.6	<0.28	<0.28	<0.34	<0.3	<2.9	<2.6	<2.7	<1.1	<1.4	<0.31	<0.3	<0.29
	2,4,5-Trichlorophenol	NA	120,000	NA	35,000	<1.6	<0.28	<0.28	<0.34	<0.3	<2.9	<2.6	<2.7	<1.1	<1.4	<0.31	<0.3	<0.29
	2,4,6-Trichlorophenol	47	1,200	350	350	<1.6	<0.28	<0.28	<0.34	<0.3	<2.9	<2.6	<2.7	<1.1	<1.4	<0.31	<0.3	<0.29
	2,4-Dichlorophenol	NA	3,500	NA	1,100	<1.6	<0.28	<0.28	<0.34	<0.3	<2.9	<2.6	<2.7	<1.1	<1.4	<0.31	<0.3	<0.29
	2,4-Dimethylphenol	NA	23,000	NA	7,100	<1.6	<0.28	<0.28	<0.34	<0.3	<2.9	<2.6	<2.7	<1.1	<1.4	<0.31	<0.3	<0.29
	2,4-Dinitrophenol	NA	2,300	NA	710	<7.7	<1.3	<1.3	<1.6	<1.4	<14	<12	<13	<5.2	<6.5	<1.5	<1.4	<1.4
	2,4-Dinitrotoluene	11	2,300	79	710	<1.6	<0.28	<0.28	<0.34	<0.3	<2.9	<2.6	<2.7	<1.1	<1.4	<0.31	<0.3	<0.29
	2,6-Dinitrotoluene	NA	NA	NA	NA	<1.6	<0.28	<0.28	<0.34	<0.3	<2.9	<2.6	<2.7	<1.1	<1.4	<0.31	<0.3	<0.29
	2-Chloronaphthalene	NA	NA	NA	NA	<1.6	<0.28	<0.28	<0.34	<0.3	<2.9	<2.6	<2.7	<1.1	<1.4	<0.31	<0.3	<0.29
	2-Chlorophenol	NA	5,800	NA	1,800	<1.6	<0.28	<0.28	<0.34	<0.3	<2.9	<2.6	<2.7	<1.1	<1.4	<0.31	<0.3	<0.29
	2-Methylnaphthalene	NA	3,000	NA	670	<1.6	<0.28	<0.28	<0.34	<0.3	<2.9	<2.6	<2.7	<1.1	<1.4	<0.31	<0.3	<0.29
	2-Methylphenol	NA	NA	NA	NA	<1.6	<0.28	<0.28	<0.34	<0.3	<2.9	<2.6	<2.7	<1.1	<1.4	<0.31	<0.3	<0.29
	2-Nitroaniline	NA	NA	NA	NA	<1.6	<0.28	<0.28	<0.34	<0.3	<2.9	<2.6	<2.7	<1.1	<1.4	<0.31	<0.3	<0.29
	2-Nitrophenol	NA	NA	NA	NA	<1.6	<0.28	<0.28	<0.34	<0.3	<2.9	<2.6	<2.7	<1.1	<1.4	<0.31	<0.3	<0.29
	3,3'-Dichlorobenzidine	NA	NA	NA	NA	<7.7	<1.3	<1.3	<1.6	<1.4	<14	<12	<13	<5.2	<6.5	<1.5	<1.4	<1.4
	3-,4-Methylphenol	NA	NA	NA	NA	<2.6	<0.45	<0.44	<0.54	<0.48	<4.6	<4.1	<4.3	<1.7	<2.2	<0.49	<0.48	<0.47
	3-Nitroaniline	NA	NA	NA	NA	<1.6	<0.28	<0.28	<0.34	<0.3	<2.9	<2.6	<2.7	<1.1	<1.4	<0.31	<0.3	<0.29
	4,6-Dinitro-2-methylphenol	NA	NA	NA	NA	<1.6	<0.28	<0.28	<0.34	<0.3	<2.9	<2.6	<2.7	<1.1	<1.4	<0.31	<0.3	<0.29
	4-Bromophenyl-phenylether	NA	NA	NA	NA	<1.6	<0.28	<0.28	<0.34	<0.3	<2.9	<2.6	<2.7	<1.1	<1.4	<0.31	<0.3	<0.29
	4-Chloro-3-methylphenol	NA	NA	NA	NA	<1.6	<0.28	<0.28	<0.34	<0.3	<2.9	<2.6	<2.7	<1.1	<1.4	<0.31	<0.3	<0.29
	4-Chloroaniline	NA	NA	NA	NA	<1.6	<0.28	<0.28	<0.34	<0.3	<2.9	<2.6	<2.7	<1.1	<1.4	<0.31	<0.3	<0.29
	4-Chlorophenyl-phenylether	NA	NA	NA	NA	<1.6	<0.28	<0.28	<0.34	<0.3	<2.9	<2.6	<2.7	<1.1	<1.4	<0.31	<0.3	<0.29
	4-Nitroaniline	NA	NA	NA	NA	<1.6	<0.28	<0.28	<0.34	<0.3	<2.9	<2.6	<2.7	<1.1	<1.4	<0.31	<0.3	<0.29
	4-Nitrophenol	NA	NA	NA	NA	<1.6	<0.28	<0.28	<0.34	<0.3	<2.9	<2.6	<2.7	<1.1	<1.4	<0.31	<0.3	<0.29
	Acenaphthene	NA	45,000	NA	10,000	<1.6	<0.28	<0.28	<0.34	<0.3	<2.9	<2.6	<2.7	<1.1	<1.4	<0.31	<0.3	<0.29
	Acenaphthylene	NA	NA	NA	NA	<1.6	<0.28	<0.28	<0.34	<0.3	<2.9	<2.6	<2.7	<1.1	<1.4	<0.31	<0.3	<0.29
	Aniline	NA	NA	NA	NA	<1.6	<0.28	<0.28	<0.34	<0.3	<2.9	<2.6	<2.7	<1.1	<1.4	<0.31	<0.3	<0.29
	Anthracene	NA	230,000	NA	50,000	<1.6	<0.28	<0.28	<0.34	<0.3	<2.9	<2.6	<2.7	<1.1	<1.4	<0.31	<0.3	<0.29
	Benzidine	NA	NA	NA	NA	<7.7	<1.3	<1.3	<1.6	<1.4	<14	<12	<13	<5.2	<6.5	<1.5	<1.4	<1.4
	Benzo(a)anthracene	20	NA	110	NA	<1.6	<0.28	<0.28	<0.34	<0.3	<2.9	<2.6	<2.7	<1.1	<1.4	<0.31	<0.3	<0.29
	Benzo(a)pyrene	2.1	220	11	10	<1.6	<0.28	<0.28	<0.34	<0.3	<2.9	<2.6	<2.7	<1.1	<1.4	<0.31	<0.3	<0.29
	Benzo(b)fluoranthene	21	NA	110	NA	<1.6	<0.28	<0.28	<0.34	<0.3	<2.9	<2.6	<2.7	<1.1	<1.4	<0.31	<0.3	<0.29
	Benzo(g,h,i)perylene	NA	NA	NA	NA	<1.6	<0.28	<0.28	<0.34	<0.3	<2.9	<2.6	<2.7	<1.1	<1.4	<0.31	<0.3	<0.29
	Benzo(k)fluoranthene	210	NA	910	NA	<1.6	<0.28	<0.28	<0.34	<0.3	<2.9	<2.6	<2.7	<1.1	<1.4	<0.31	<0.3	<0.29
	Benzoic acid	NA	NA	NA	NA	<7.7	<1.3	<1.3	<1.6	<1.4	<14	<12	<13	<5.2	<6.5	<1.5	<1.4	<1.4
	Benzyl alcohol	NA	NA	NA	NA	<1.6	<0.28	<0.28	<0.34	<0.3	<2.9	<2.6	<2.7	<1.1	<1.4	<0.31	<0.3	<0.29
	bis(2-Chloroethoxy)methane	NA	NA	NA	NA	<1.6	<0.28	<0.28	<0.34	<0.3	<2.9	<2.6	<2.7	<1.1	<1.4	<0.31	<0.3	<0.29
	bis(2-Chloroethyl)ether	0.47	NA	6.4	NA	<7.7	<1.3	<1.3	<1.6	<1.4	<14	<12	<13	<5.2	<6.5	<1.5	<1.4	<1.4
	bis(2-Chloroisopropyl) ether	23	47,000	270	14,000	<1.6	<0.28	<0.28	<0.34	<0.3	<2.9	<2.6	<2.7	<1.1	<1.4	<0.31	<0.3	<0.29
	bis(2-Ethylhexyl)phthalate	160	16,000	950	3,800	**2.8**	<0.28	<0.28	<0.34	<0.3	<2.9	<2.6	<2.7	<1.1	<1.4	<0.31	<0.3	<0.29

TABLE 2
SOIL SAMPLE RESULTS — POLYCYCLIC AROMATIC HYDROCARBONS (PAHs)
1055 COMMERCIAL COURT, SAN JOSE, CALIFORNIA

Analyte		Screening Levels (mg/kg)				Sample Analytical Results (mg/kg)											
		Commercial/ Industrial: Shallow Soil Exposure		Construction Worker													
		Cancer Risk	Non-Cancer Hazard	Cancer Risk	Non-Cancer Hazard	SSJ-05-5	SSJ-06-0.25	SSJ-06-2.5	SSJ-06-5	SSJ-07-0.25	SSJ-07-2.5	SSJ-07-5	SSJ-08-0.25	SSJ-08-1.5	SSJ-08-3.25	SSJ-09-0.25	SSJ-09-2.5	SSJ-DUP-1
Poly Aromatic Hydrocarbons (PAHs) (8270C)	Butylbenzylphthalate	NA	NA	NA	NA	**2.6**	<0.28	<0.28	<0.34	<0.3	<2.9	<2.6	<2.7	<1.1	<1.4	<0.31	<0.3	<0.29
	Carbazole	NA	NA	NA	NA	<1.6	<0.28	<0.28	<0.34	<0.3	<2.9	<2.6	<2.7	<1.1	<1.4	<0.31	<0.3	<0.29
	Chrysene	2,100	NA	9,100	NA	<1.6	<0.28	<0.28	<0.34	<0.3	<2.9	<2.6	<2.7	<1.1	<1.4	<0.31	<0.3	<0.29
	Dibenz(a,h)anthracene	2.1	NA	11	NA	<1.6	<0.28	<0.28	<0.34	<0.3	<2.9	<2.6	<2.7	<1.1	<1.4	<0.31	<0.3	<0.29
	Dibenzofuran	NA	NA	NA	NA	<1.6	<0.28	<0.28	<0.34	<0.3	<2.9	<2.6	<2.7	<1.1	<1.4	<0.31	<0.3	<0.29
	Diethylphthalate	NA	660,000	NA	150,000	<1.6	<0.28	<0.28	<0.34	<0.3	<2.9	<2.6	<2.7	<1.1	<1.4	<0.31	<0.3	<0.29
	Dimethylphthalate	NA	NA	NA	NA	<1.6	<0.28	<0.28	<0.34	<0.3	<2.9	<2.6	<2.7	<1.1	<1.4	<0.31	<0.3	<0.29
	Di-n-butylphthalate	NA	NA	NA	NA	<1.6	<0.28	<0.28	<0.34	<0.3	<2.9	<2.6	<2.7	<1.1	<1.4	<0.31	<0.3	<0.29
	Di-n-octylphthalate	NA	NA	NA	NA	<1.6	<0.28	<0.28	<0.34	<0.3	<2.9	<2.6	<2.7	<1.1	<1.4	<0.31	<0.3	<0.29
	Fluoranthene	NA	30,000	NA	6,700	<1.6	<0.28	<0.28	<0.34	<0.3	<2.9	<2.6	<2.7	<1.1	<1.4	<0.31	<0.3	<0.29
	Fluorene	NA	30,000	NA	6,700	<1.6	<0.28	<0.28	<0.34	<0.3	<2.9	<2.6	<2.7	<1.1	<1.4	<0.31	<0.3	<0.29
	Hexachlorobenzene	0.78	770	7.7	200	<1.6	<0.28	<0.28	<0.34	<0.3	<2.9	<2.6	<2.7	<1.1	<1.4	<0.31	<0.3	<0.29
	Hexachlorobutadiene	5.3	1,200	100	350	<1.6	<0.28	<0.28	<0.34	<0.3	<2.9	<2.6	<2.7	<1.1	<1.4	<0.31	<0.3	<0.29
	Hexachlorocyclopentadiene	NA	NA	NA	NA	<7.7	<1.3	<1.3	<1.6	<1.4	<14	<12	<13	<5.2	<6.5	<1.5	<1.4	<1.4
	Hexachloroethane	7.8	370	130	120	<1.6	<0.28	<0.28	<0.34	<0.3	<2.9	<2.6	<2.7	<1.1	<1.4	<0.31	<0.3	<0.29
	Indeno(1,2,3-cd)pyrene	21	NA	110	NA	<1.6	<0.28	<0.28	<0.34	<0.3	<2.9	<2.6	<2.7	<1.1	<1.4	<0.31	<0.3	<0.29
	Isophorone	NA	NA	NA	NA	<1.6	<0.28	<0.28	<0.34	<0.3	<2.9	<2.6	<2.7	<1.1	<1.4	<0.31	<0.3	<0.29
	Naphthalene	17	580	400	500	<1.6	<0.28	<0.28	<0.34	<0.3	<2.9	<2.6	<2.7	<1.1	<1.4	<0.31	<0.3	<0.29
	Nitrobenzene	NA	NA	NA	NA	<7.7	<1.3	<1.3	<1.6	<1.4	<14	<12	<13	<5.2	<6.5	<1.5	<1.4	<1.4
	N-Nitrosodimethylamine	NA	NA	NA	NA	<1.6	<0.28	<0.28	<0.34	<0.3	<2.9	<2.6	<2.7	<1.1	<1.4	<0.31	<0.3	<0.29
	N-Nitroso-di-n-propylamine	NA	NA	NA	NA	<1.6	<0.28	<0.28	<0.34	<0.3	<2.9	<2.6	<2.7	<1.1	<1.4	<0.31	<0.3	<0.29
	N-Nitrosodiphenylamine	NA	NA	NA	NA	**2.9**	<0.28	<0.28	<0.34	<0.3	<2.9	<2.6	<2.7	<1.1	<1.4	<0.31	<0.3	<0.29
	Pentachlorophenol	4.0	2,800	20	560	<7.7	<1.3	<1.3	<1.6	<1.4	<14	<12	<13	<5.2	<6.5	<1.5	<1.4	<1.4
	Phenanthrene	NA	NA	NA	NA	<1.6	<0.28	<0.28	<0.34	<0.3	<2.9	<2.6	<2.7	<1.1	<1.4	<0.31	<0.3	<0.29
	Phenol	NA	350,000	NA	98,000	<1.6	<0.28	<0.28	<0.34	<0.3	<2.9	<2.6	<2.7	<1.1	<1.4	<0.31	<0.3	<0.29
	Pyrene	NA	23,000	NA	5,000	<1.6	<0.28	<0.28	<0.34	<0.3	<2.9	<2.6	<2.7	<1.1	<1.4	<0.31	<0.3	<0.29
	Pyridine	NA	NA	NA	NA	<1.6	<0.28	<0.28	<0.34	<0.3	<2.9	<2.6	<2.7	<1.1	<1.4	<0.31	<0.3	<0.29

Notes:
Screening levels are derived from the San Francisco Regional Water Quality Control Board January 2019 Revision 02 Environmental Screening Levels.
Detected concentrations are shown in **bold**.
"<" indicates the compound was not detected at a concentration at or greater than the laboratory reporting limit (RL).

Abbreviations:
mg/kg = milligrams per kilogram
NA= not available or not applicable

TABLE 2
SOIL SAMPLE RESULTS — POLYCYCLIC AROMATIC HYDROCARBONS (PAHs)
1055 COMMERCIAL COURT, SAN JOSE, CALIFORNIA

Analyte		Screening Levels (mg/kg)				Sample Analytical Results (mg/kg)												
		Commercial/ Industrial: Shallow Soil Exposure		Construction Worker														
		Cancer Risk	Non-Cancer Hazard	Cancer Risk	Non-Cancer Hazard	SSJ-09-5	SSJ-10-0.25	SSJ-10-2.5	SSJ-DUP-2	SSJ-10-5	SSJ-11-0.25	SSJ-11-2.5	SSJ-11-5	SSJ-DUP-03	SSJ-12-0.25	SSJ-12-2.5	SSJ-DUP-04	SSJ-12-5
Poly Aromatic Hydrocarbons (PAHs) (8270C)	1,2,4-Trichlorobenzene	110	260	850	240	<0.29	<0.28	<0.58	<0.32	<1.6	<0.27	<0.29	<0.33	<3.2	<0.27	<0.27	<0.54	<68
	1,2-Dichlorobenzene	NA	9,400	NA	7,800	<0.29	<0.28	<0.58	<0.32	<1.6	<0.27	<0.29	<0.33	<3.2	<0.27	<0.27	<0.54	<68
	1,2-diphenylhydrazine (as azobenzene)	NA	NA	NA	NA	<0.29	<0.28	<0.58	<0.32	<1.6	<0.27	<0.29	<0.33	<3.2	<0.27	<0.27	<0.54	<68
	1,3-Dichlorobenzene	NA	NA	NA	NA	<0.29	<0.28	<0.58	<0.32	<1.6	<0.27	<0.29	<0.33	<3.2	<0.27	<0.27	<0.54	<68
	1,4-Dichlorobenzene	12	26,000	280	15,000	<0.29	<0.28	<0.58	<0.32	<1.6	<0.27	<0.29	<0.33	<3.2	<0.27	<0.27	<0.54	<68
	1-Methylnaphthalene	NA	NA	NA	NA	<0.29	<0.28	<0.58	<0.32	<1.6	<0.27	<0.29	<0.33	<3.2	<0.27	<0.27	<0.54	<68
	2,4,5-Trichlorophenol	NA	120,000	NA	35,000	<0.29	<0.28	<0.58	<0.32	<1.6	<0.27	<0.29	<0.33	<3.2	<0.27	<0.27	<0.54	<68
	2,4,6-Trichlorophenol	47	1,200	350	350	<0.29	<0.28	<0.58	<0.32	<1.6	<0.27	<0.29	<0.33	<3.2	<0.27	<0.27	<0.54	<68
	2,4-Dichlorophenol	NA	3,500	NA	1,100	<0.29	<0.28	<0.58	<0.32	<1.6	<0.27	<0.29	<0.33	<3.2	<0.27	<0.27	<0.54	<68
	2,4-Dimethylphenol	NA	23,000	NA	7,100	<0.29	<0.28	<0.58	<0.32	<1.6	<0.27	<0.29	<0.33	<3.2	<0.27	<0.27	<0.54	<68
	2,4-Dinitrophenol	NA	2,300	NA	710	<1.4	<1.4	<2.8	<1.5	<7.7	<1.3	<1.4	<1.6	<15	<1.3	<1.3	<2.6	<330
	2,4-Dinitrotoluene	11	2,300	79	710	<0.29	<0.28	<0.58	<0.32	<1.6	<0.27	<0.29	<0.33	<3.2	<0.27	<0.27	<0.54	<68
	2,6-Dinitrotoluene	NA	NA	NA	NA	<0.29	<0.28	<0.58	<0.32	<1.6	<0.27	<0.29	<0.33	<3.2	<0.27	<0.27	<0.54	<68
	2-Chloronaphthalene	NA	NA	NA	NA	<0.29	<0.28	<0.58	<0.32	<1.6	<0.27	<0.29	<0.33	<3.2	<0.27	<0.27	<0.54	<68
	2-Chlorophenol	NA	5,800	NA	1,800	<0.29	<0.28	<0.58	<0.32	<1.6	<0.27	<0.29	<0.33	<3.2	<0.27	<0.27	<0.54	<68
	2-Methylnaphthalene	NA	3,000	NA	670	<0.29	<0.28	<0.58	<0.32	<1.6	<0.27	<0.29	<0.33	<3.2	<0.27	<0.27	<0.54	<68
	2-Methylphenol	NA	NA	NA	NA	<0.29	<0.28	<0.58	<0.32	<1.6	<0.27	<0.29	<0.33	<3.2	<0.27	<0.27	<0.54	<68
	2-Nitroaniline	NA	NA	NA	NA	<0.29	<0.28	<0.58	<0.32	<1.6	<0.27	<0.29	<0.33	<3.2	<0.27	<0.27	<0.54	<68
	2-Nitrophenol	NA	NA	NA	NA	<0.29	<0.28	<0.58	<0.32	<1.6	<0.27	<0.29	<0.33	<3.2	<0.27	<0.27	<0.54	<68
	3,3'-Dichlorobenzidine	NA	NA	NA	NA	<1.4	<1.4	<2.8	<1.5	<7.7	<1.3	<1.4	<1.6	<15	<1.3	<1.3	<2.6	<330
	3-,4-Methylphenol	NA	NA	NA	NA	<0.47	<0.45	<0.93	<0.51	<2.6	<0.43	<0.46	<0.53	<5.1	<0.44	<0.44	<0.87	<110
	3-Nitroaniline	NA	NA	NA	NA	<0.29	<0.28	<0.58	<0.32	<1.6	<0.27	<0.29	<0.33	<3.2	<0.27	<0.27	<0.54	<68
	4,6-Dinitro-2-methylphenol	NA	NA	NA	NA	<0.29	<0.28	<0.58	<0.32	<1.6	<0.27	<0.29	<0.33	<3.2	<0.27	<0.27	<0.54	<68
	4-Bromophenyl-phenylether	NA	NA	NA	NA	<0.29	<0.28	<0.58	<0.32	<1.6	<0.27	<0.29	<0.33	<3.2	<0.27	<0.27	<0.54	<68
	4-Chloro-3-methylphenol	NA	NA	NA	NA	<0.29	<0.28	<0.58	<0.32	<1.6	<0.27	<0.29	<0.33	<3.2	<0.27	<0.27	<0.54	<68
	4-Chloroaniline	NA	NA	NA	NA	<0.29	<0.28	<0.58	<0.32	<1.6	<0.27	<0.29	<0.33	<3.2	<0.27	<0.27	<0.54	<68
	4-Chlorophenyl-phenylether	NA	NA	NA	NA	<0.29	<0.28	<0.58	<0.32	<1.6	<0.27	<0.29	<0.33	<3.2	<0.27	<0.27	<0.54	<68
	4-Nitroaniline	NA	NA	NA	NA	<0.29	<0.28	<0.58	<0.32	<1.6	<0.27	<0.29	<0.33	<3.2	<0.27	<0.27	<0.54	<68
	4-Nitrophenol	NA	NA	NA	NA	<0.29	<0.28	<0.58	<0.32	<1.6	<0.27	<0.29	<0.33	<3.2	<0.27	<0.27	<0.54	<68
	Acenaphthene	NA	45,000	NA	10,000	<0.29	<0.28	<0.58	<0.32	<1.6	<0.27	<0.29	<0.33	<3.2	<0.27	<0.27	<0.54	<68
	Acenaphthylene	NA	NA	NA	NA	<0.29	<0.28	<0.58	<0.32	<1.6	<0.27	<0.29	<0.33	<3.2	<0.27	<0.27	<0.54	<68
	Aniline	NA	NA	NA	NA	<0.29	<0.28	<0.58	<0.32	<1.6	<0.27	<0.29	<0.33	<3.2	<0.27	<0.27	<0.54	<68
	Anthracene	NA	230,000	NA	50,000	<0.29	<0.28	<0.58	<0.32	<1.6	<0.27	<0.29	<0.33	<3.2	<0.27	<0.27	<0.54	<68
	Benzidine	NA	NA	NA	NA	<1.4	<1.4	<2.8	<1.5	<7.7	<1.3	<1.4	<1.6	<15	<1.3	<1.3	<2.6	<330
	Benzo(a)anthracene	20	NA	110	NA	<0.29	<0.28	<0.58	<0.32	<1.6	<0.27	<0.29	<0.33	<3.2	<0.27	<0.27	<0.54	<68
	Benzo(a)pyrene	2.1	220	11	10	<0.29	<0.28	<0.58	<0.32	<1.6	<0.27	<0.29	<0.33	<3.2	<0.27	<0.27	<0.54	<68
	Benzo(b)fluoranthene	21	NA	110	NA	<0.29	<0.28	<0.58	<0.32	<1.6	<0.27	<0.29	<0.33	<3.2	<0.27	<0.27	<0.54	<68
	Benzo(g,h,i)perylene	NA	NA	NA	NA	<0.29	<0.28	<0.58	<0.32	<1.6	<0.27	<0.29	<0.33	<3.2	<0.27	<0.27	<0.54	<68
	Benzo(k)fluoranthene	210	NA	910	NA	<0.29	<0.28	<0.58	<0.32	<1.6	<0.27	<0.29	<0.33	<3.2	<0.27	<0.27	<0.54	<68
	Benzoic acid	NA	NA	NA	NA	<1.4	<1.4	<2.8	<1.5	<7.7	<1.3	<1.4	<1.6	<15	<1.3	<1.3	<2.6	<330
	Benzyl alcohol	NA	NA	NA	NA	<0.29	<0.28	<0.58	<0.32	<1.6	<0.27	<0.29	<0.33	<3.2	<0.27	<0.27	<0.54	<68
	bis(2-Chloroethoxy)methane	NA	NA	NA	NA	<0.29	<0.28	<0.58	<0.32	<1.6	<0.27	<0.29	<0.33	<3.2	<0.27	<0.27	<0.54	<68
	bis(2-Chloroethyl)ether	0.47	NA	6.4	NA	<1.4	<1.4	<2.8	<1.5	<7.7	<1.3	<1.4	<1.6	<15	<1.3	<1.3	<2.6	<330
	bis(2-Chloroisopropyl) ether	23	47,000	270	14,000	<0.29	<0.28	<0.58	<0.32	<1.6	<0.27	<0.29	<0.33	<3.2	<0.27	<0.27	<0.54	<68
	bis(2-Ethylhexyl)phthalate	160	16,000	950	3,800	<0.29	<0.28	<0.58	<0.32	<1.6	<0.27	<0.29	**0.61**	<3.2	<0.27	<0.27	<0.54	**69**

TABLE 2
SOIL SAMPLE RESULTS — POLYCYCLIC AROMATIC HYDROCARBONS (PAHs)
1055 COMMERCIAL COURT, SAN JOSE, CALIFORNIA

Analyte		Screening Levels (mg/kg)				Sample Analytical Results (mg/kg)												
		Commercial/ Industrial: Shallow Soil Exposure		Construction Worker														
		Cancer Risk	Non-Cancer Hazard	Cancer Risk	Non-Cancer Hazard	SSJ-09-5	SSJ-10-0.25	SSJ-10-2.5	SSJ-DUP-2	SSJ-10-5	SSJ-11-0.25	SSJ-11-2.5	SSJ-11-5	SSJ-DUP-03	SSJ-12-0.25	SSJ-12-2.5	SSJ-DUP-04	SSJ-12-5
Poly Aromatic Hydrocarbons (PAHs) (8270C)	Butylbenzylphthalate	NA	NA	NA	NA	<0.29	<0.28	<0.58	<0.32	<1.6	<0.27	<0.29	<0.33	<3.2	<0.27	<0.27	<0.54	<68
	Carbazole	NA	NA	NA	NA	<0.29	<0.28	<0.58	<0.32	<1.6	<0.27	<0.29	<0.33	<3.2	<0.27	<0.27	<0.54	<68
	Chrysene	2,100	NA	9,100	NA	<0.29	<0.28	<0.58	<0.32	<1.6	<0.27	<0.29	<0.33	<3.2	<0.27	<0.27	<0.54	<68
	Dibenz(a,h)anthracene	2.1	NA	11	NA	<0.29	<0.28	<0.58	<0.32	<1.6	<0.27	<0.29	<0.33	<3.2	<0.27	<0.27	<0.54	<68
	Dibenzofuran	NA	NA	NA	NA	<0.29	<0.28	<0.58	<0.32	<1.6	<0.27	<0.29	<0.33	<3.2	<0.27	<0.27	<0.54	<68
	Diethylphthalate	NA	660,000	NA	150,000	<0.29	<0.28	<0.58	<0.32	<1.6	<0.27	<0.29	<0.33	<3.2	<0.27	<0.27	<0.54	<68
	Dimethylphthalate	NA	NA	NA	NA	<0.29	<0.28	<0.58	<0.32	<1.6	<0.27	<0.29	<0.33	<3.2	<0.27	<0.27	<0.54	<68
	Di-n-butylphthalate	NA	NA	NA	NA	<0.29	<0.28	<0.58	<0.32	<1.6	<0.27	<0.29	<0.33	<3.2	<0.27	<0.27	<0.54	<68
	Di-n-octylphthalate	NA	NA	NA	NA	<0.29	<0.28	<0.58	<0.32	<1.6	<0.27	<0.29	<0.33	<3.2	<0.27	<0.27	<0.54	<68
	Fluoranthene	NA	30,000	NA	6,700	<0.29	<0.28	<0.58	<0.32	<1.6	<0.27	<0.29	<0.33	<3.2	<0.27	<0.27	<0.54	<68
	Fluorene	NA	30,000	NA	6,700	<0.29	<0.28	<0.58	<0.32	<1.6	<0.27	<0.29	<0.33	<3.2	<0.27	<0.27	<0.54	<68
	Hexachlorobenzene	0.78	770	7.7	200	<0.29	<0.28	<0.58	<0.32	<1.6	<0.27	<0.29	<0.33	<3.2	<0.27	<0.27	<0.54	<68
	Hexachlorobutadiene	5.3	1,200	100	350	<0.29	<0.28	<0.58	<0.32	<1.6	<0.27	<0.29	<0.33	<3.2	<0.27	<0.27	<0.54	<68
	Hexachlorocyclopentadiene	NA	NA	NA	NA	<1.4	<1.4	<2.8	<1.5	<7.7	<1.3	<1.4	<1.6	<15	<1.3	<1.3	<2.6	<330
	Hexachloroethane	7.8	370	130	120	<0.29	<0.28	<0.58	<0.32	<1.6	<0.27	<0.29	<0.33	<3.2	<0.27	<0.27	<0.54	<68
	Indeno(1,2,3-cd)pyrene	21	NA	110	NA	<0.29	<0.28	<0.58	<0.32	<1.6	<0.27	<0.29	<0.33	<3.2	<0.27	<0.27	<0.54	<68
	Isophorone	NA	NA	NA	NA	<0.29	<0.28	<0.58	<0.32	<1.6	<0.27	<0.29	<0.33	<3.2	<0.27	<0.27	<0.54	<68
	Naphthalene	17	580	400	500	<0.29	<0.28	<0.58	<0.32	<1.6	<0.27	<0.29	<0.33	<3.2	<0.27	<0.27	<0.54	<68
	Nitrobenzene	NA	NA	NA	NA	<1.4	<1.4	<2.8	<1.5	<7.7	<1.3	<1.4	<1.6	<15	<1.3	<1.3	<2.6	<330
	N-Nitrosodimethylamine	NA	NA	NA	NA	<0.29	<0.28	<0.58	<0.32	<1.6	<0.27	<0.29	<0.33	<3.2	<0.27	<0.27	<0.54	<68
	N-Nitroso-di-n-propylamine	NA	NA	NA	NA	<0.29	<0.28	<0.58	<0.32	<1.6	<0.27	<0.29	<0.33	<3.2	<0.27	<0.27	<0.54	<68
	N-Nitrosodiphenylamine	NA	NA	NA	NA	<0.29	<0.28	<0.58	<0.32	<1.6	<0.27	<0.29	<0.33	<3.2	<0.27	<0.27	<0.54	<68
	Pentachlorophenol	4.0	2,800	20	560	<1.4	<1.4	<2.8	<1.5	<7.7	<1.3	<1.4	<1.6	<15	<1.3	<1.3	<2.6	<330
	Phenanthrene	NA	NA	NA	NA	<0.29	<0.28	<0.58	<0.32	<1.6	<0.27	<0.29	<0.33	<3.2	<0.27	<0.27	<0.54	<68
	Phenol	NA	350,000	NA	98,000	<0.29	<0.28	<0.58	<0.32	<1.6	<0.27	<0.29	<0.33	<3.2	<0.27	<0.27	<0.54	<68
	Pyrene	NA	23,000	NA	5,000	<0.29	<0.28	<0.58	<0.32	<1.6	<0.27	<0.29	<0.33	<3.2	<0.27	<0.27	<0.54	<68
	Pyridine	NA	NA	NA	NA	<0.29	<0.28	<0.58	<0.32	<1.6	<0.27	<0.29	<0.33	<3.2	<0.27	<0.27	<0.54	<68

Notes:
Screening levels are derived from the San Francisco Regional Water Quality Control Board January 2019 Revision 02 Environmental Screening Levels.
Detected concentrations are shown in **bold**.
"<" indicates the compound was not detected at a concentration at or greater than the laboratory reporting limit (RL).

Abbreviations:
mg/kg = milligrams per kilogram
NA= not available or not applicable

TABLE 3
SOIL SAMPLE RESULTS — TOTAL PETROLEUM HYDROCARBONS (TPH) AND VOLATILE ORGANIC COMPOUNDS (VOCs)
1055 COMMERCIAL COURT, SAN JOSE, CALIFORNIA

Analyte		Screening Levels (mg/kg)				Sample Analytical Results (mg/kg)										
		Commercial/ Industrial: Shallow Soil Exposure		Construction Worker												
		Cancer Risk	Non-Cancer Hazard	Cancer Risk	Non-Cancer Hazard	SSJ-01-0.25	SSJ-01-2.5	SSJ-01-5	SSJ-02-0.25	SSJ-02-2.5	SSJ-02-5	SSJ-03-0.25	SSJ-03-2.5	SSJ-03-4	SSJ-04-0.25	SSJ-04-2.5
Total Petroleum Hydrocarbons (TPHs) (8015B / 8015M)	Diesel Range Organics (DRO)	NA	1,200	NA	1,100	**490**	<12	**2,000**	<11	<11	<11	<11	<12	<12	**330**	**220**
	Oil Range Organics (ORO)	NA	180,000	NA	54,000	**1,200**	<24	**1,800**	<22	<22	<22	<23	<24	<24	**170**	**200**
	Gasoline Range Organics (GRO)	NA	2,000	NA	1,800	<0.11	**0.20**	**10**	<0.11	<0.11	<0.11	<0.11	<0.12	<0.12	<0.11	**0.16**
Volatile Organic Compounds (VOCs) (8260B)	1,1,1,2-Tetrachloroethane	8.9	35,000	190	11,000	<0.0053	<0.006	<0.064	<0.0056	<0.0055	<0.0054	<0.0057	<0.0059	<0.0059	<0.0054	<0.0057
	1,1,1-Trichloroethane	NA	7,300	NA	7,200	<0.0053	<0.006	<0.064	<0.0056	<0.0055	<0.0054	<0.0057	<0.0059	<0.0059	<0.0054	<0.0057
	1,1,2,2-Tetrachloroethane	2.7	23,000	49	7,100	<0.0053	<0.006	<0.064	<0.0056	<0.0055	<0.0054	<0.0057	<0.0059	<0.0059	<0.0054	<0.0057
	1,1,2-Trichloroethane	5.1	6.4	110	6.3	<0.0053	<0.006	<0.064	<0.0056	<0.0055	<0.0054	<0.0057	<0.0059	<0.0059	<0.0054	<0.0057
	1,1-Dichloroethane	16	230,000	370	71,000	<0.0053	<0.006	<0.064	<0.0056	<0.0055	<0.0054	<0.0057	<0.0059	<0.0059	<0.0054	<0.0057
	1,1-Dichloroethene	NA	350	NA	350	<0.0053	<0.006	<0.064	<0.0056	<0.0055	<0.0054	<0.0057	<0.0059	<0.0059	<0.0054	<0.0057
	1,1-Dichloropropene	NA	NA	NA	NA	<0.0053	<0.006	<0.064	<0.0056	<0.0055	<0.0054	<0.0057	<0.0059	<0.0059	<0.0054	<0.0057
	1,2,3-Trichlorobenzene	NA	NA	NA	NA	<0.0053	<0.006	<0.064	<0.0056	<0.0055	<0.0054	<0.0057	<0.0059	<0.0059	<0.0054	<0.0057
	1,2,3-Trichloropropane	0.11	21	0.83	20	<0.0053	<0.006	<0.064	<0.0056	<0.0055	<0.0054	<0.0057	<0.0059	<0.0059	<0.0054	<0.0057
	1,2,4-Trichlorobenzene	110	260	850	240	<0.0053	<0.006	<0.064	<0.0056	<0.0055	<0.0054	<0.0057	<0.0059	<0.0059	<0.0054	<0.0057
	1,2,4-Trimethylbenzene	NA	NA	NA	NA	<0.0053	<0.006	**0.150**	<0.0056	<0.0055	<0.0054	<0.0057	<0.0059	<0.0059	<0.0054	<0.0057
	1,2-Dibromo-3-Chloropropane	0.059	26	1.1	20	<0.0053	<0.006	<0.064	<0.0056	<0.0055	<0.0054	<0.0057	<0.0059	<0.0059	<0.0054	<0.0057
	1,2-Dibromoethane	0.16	30	3.3	30	<0.0053	<0.006	<0.064	<0.0056	<0.0055	<0.0054	<0.0057	<0.0059	<0.0059	<0.0054	<0.0057
	1,2-Dichlorobenzene	NA	9,400	NA	7,800	<0.0053	<0.006	<0.064	<0.0056	<0.0055	<0.0054	<0.0057	<0.0059	<0.0059	<0.0054	<0.0057
	1,2-Dichloroethane	2.1	140	45	130	<0.0053	<0.006	<0.064	<0.0056	<0.0055	<0.0054	<0.0057	<0.0059	<0.0059	<0.0054	<0.0057
	1,2-Dichloropropane	4.4	66	99	66	<0.0053	<0.006	<0.064	<0.0056	<0.0055	<0.0054	<0.0057	<0.0059	<0.0059	<0.0054	<0.0057
	1,3,5-Trimethylbenzene	NA	NA	NA	NA	<0.0053	<0.006	<0.064	<0.0056	<0.0055	<0.0054	<0.0057	<0.0059	<0.0059	<0.0054	<0.0057
	1,3-Dichlorobenzene	NA	NA	NA	NA	<0.0053	<0.006	<0.064	<0.0056	<0.0055	<0.0054	<0.0057	<0.0059	<0.0059	<0.0054	<0.0057
	1,3-Dichloropropane	NA	NA	NA	NA	<0.0053	<0.006	<0.064	<0.0056	<0.0055	<0.0054	<0.0057	<0.0059	<0.0059	<0.0054	<0.0057
	1,4-Dichlorobenzene	12	26,000	280	15,000	<0.0053	<0.006	<0.064	<0.0056	<0.0055	<0.0054	<0.0057	<0.0059	<0.0059	<0.0054	<0.0057
	2,2-Dichloropropane	NA	NA	NA	NA	<0.0053	<0.006	<0.064	<0.0056	<0.0055	<0.0054	<0.0057	<0.0059	<0.0059	<0.0054	<0.0057
	2-Butanone	NA	200,000	NA	120,000	<0.11	<0.12	<1.3	<0.11	<0.11	<0.11	<0.11	<0.12	<0.12	<0.11	<0.11
	2-Chlorotoluene	NA	NA	NA	NA	<0.0053	<0.006	<0.064	<0.0056	<0.0055	<0.0054	<0.0057	<0.0059	<0.0059	<0.0054	<0.0057
	4-Chlorotoluene	NA	NA	NA	NA	<0.0053	<0.006	<0.064	<0.0056	<0.0055	<0.0054	<0.0057	<0.0059	<0.0059	<0.0054	<0.0057
	4-Methyl-2-Pentanone	NA	NA	NA	NA	<0.0053	<0.006	<0.064	<0.009	<0.0089	<0.0088	<0.0092	<0.0096	<0.0096	<0.0054	<0.0057
	Acetone	NA	670,000	NA	270,000	<0.11	<0.12	<1.3	<0.11	<0.11	<0.11	<0.11	<0.12	<0.12	<0.11	<0.11
	Benzene	1.5	47	33	45	<0.0053	<0.006	<0.064	<0.0056	<0.0055	<0.0054	<0.0057	<0.0059	<0.0059	<0.0054	<0.0057
	Bromobenzene	NA	NA	NA	NA	<0.0053	<0.006	<0.064	<0.0056	<0.0055	<0.0054	<0.0057	<0.0059	<0.0059	<0.0054	<0.0057
	Bromochloromethane	NA	NA	NA	NA	<0.0053	<0.006	<0.064	<0.0056	<0.0055	<0.0054	<0.0057	<0.0059	<0.0059	<0.0054	<0.0057
	Bromodichloromethane	1.3	23,000	28	7,100	<0.0053	<0.006	<0.064	<0.0056	<0.0055	<0.0054	<0.0057	<0.0059	<0.0059	<0.0054	<0.0057
	Bromoform	80	23,000	1,200	7,100	<0.0053	<0.006	<0.064	<0.0056	<0.0055	<0.0054	<0.0057	<0.0059	<0.0059	<0.0054	<0.0057
	Bromomethane	NA	30	NA	29	<0.0053	<0.006	<0.064	<0.0056	<0.0055	<0.0054	<0.0057	<0.0059	<0.0059	<0.0054	<0.0057
	Carbon Tetrachloride	2.7	250	53	220	<0.0053	<0.006	<0.064	<0.0056	<0.0055	<0.0054	<0.0057	<0.0059	<0.0059	<0.0054	<0.0057
	Chlorobenzene	NA	1,300	NA	1,200	<0.0053	<0.006	<0.064	<0.0056	<0.0055	<0.0054	<0.0057	<0.0059	<0.0059	<0.0054	<0.0057
	Chloroethane	NA	59,000	NA	59,000	<0.0053	<0.006	<0.064	<0.0056	<0.0055	<0.0054	<0.0057	<0.0059	<0.0059	<0.0054	<0.0057
	Chloroform	1.4	1,000	34	860	<0.0053	<0.006	<0.064	<0.0056	<0.0055	<0.0054	<0.0057	<0.0059	<0.0059	<0.0054	<0.0057
	Chloromethane	NA	470	NA	470	<0.0053	<0.006	<0.064	<0.0056	<0.0055	<0.0054	<0.0057	<0.0059	<0.0059	<0.0054	<0.0057

TABLE 3
SOIL SAMPLE RESULTS — TOTAL PETROLEUM HYDROCARBONS (TPH) AND VOLATILE ORGANIC COMPOUNDS (VOCs)
1055 COMMERCIAL COURT, SAN JOSE, CALIFORNIA

Analyte		Screening Levels (mg/kg)				Sample Analytical Results (mg/kg)										
		Commercial/ Industrial: Shallow Soil Exposure		Construction Worker												
		Cancer Risk	Non-Cancer Hazard	Cancer Risk	Non-Cancer Hazard	SSJ-01-0.25	SSJ-01-2.5	SSJ-01-5	SSJ-02-0.25	SSJ-02-2.5	SSJ-02-5	SSJ-03-0.25	SSJ-03-2.5	SSJ-03-4	SSJ-04-0.25	SSJ-04-2.5
Volatile Organic Compounds (VOCs) (8260B)	cis-1,2-Dichloroethene	NA	85	NA	78	<0.0053	<0.006	<0.064	<0.0056	<0.0055	<0.0054	<0.0057	<0.0059	<0.0059	<0.0054	<0.0057
	cis-1,3-Dichloropropene	2.5	310	53	300	<0.0053	<0.006	<0.064	<0.0056	<0.0055	<0.0054	<0.0057	<0.0059	<0.0059	<0.0054	<0.0057
	Dibromochloromethane	39	23,000	290	7,100	<0.0053	<0.006	<0.064	<0.0056	<0.0055	<0.0054	<0.0057	<0.0059	<0.0059	<0.0054	<0.0057
	Dibromomethane	NA	NA	NA	NA	<0.0053	<0.006	<0.064	<0.0056	<0.0055	<0.0054	<0.0057	<0.0059	<0.0059	<0.0054	<0.0057
	Ethylbenzene	26	21,000	540	15,000	<0.0053	<0.006	**0.070**	<0.0056	<0.0055	<0.0054	<0.0057	<0.0059	<0.0059	<0.0054	<0.0057
	Freon 113	NA	NA	NA	NA	<0.0053	<0.006	<0.064	<0.0056	<0.0055	<0.0054	<0.0057	<0.0059	<0.0059	<0.0054	<0.0057
	Freon 12	NA	NA	NA	NA	<0.0053	<0.006	<0.064	<0.0056	<0.0055	<0.0054	<0.0057	<0.0059	<0.0059	<0.0054	<0.0057
	Hexachlorobutadiene	5.3	1,200	100	350	<0.0053	<0.006	<0.064	<0.0056	<0.0055	<0.0054	<0.0057	<0.0059	<0.0059	<0.0054	<0.0057
	Isopropylbenzene	NA	NA	NA	NA	<0.0053	<0.006	<0.064	<0.0056	<0.0055	<0.0054	<0.0057	<0.0059	<0.0059	<0.0054	<0.0057
	m,p-Xylenes	NA	2,500	NA	2,400	<0.011	<0.012	**0.220**	<0.011	<0.011	<0.011	<0.011	<0.012	<0.012	<0.011	<0.011
	Methylene Chloride	25	2,500	490	1,400	<0.0053	<0.006	<0.064	<0.0056	<0.0055	<0.0054	<0.0057	<0.0059	<0.0059	<0.0054	<0.0057
	MTBE	210	66,000	4,100	65,000	<0.0053	<0.006	<0.064	<0.0056	<0.0055	<0.0054	<0.0057	<0.0059	<0.0059	<0.0054	<0.0057
	Naphthalene	17	580	400	500	<0.0053	<0.006	**0.310**	<0.0056	<0.0055	<0.0054	<0.0057	<0.0059	<0.0059	<0.0054	<0.0057
	n-Butylbenzene	NA	NA	NA	NA	<0.0053	<0.006	<0.064	<0.0056	<0.0055	<0.0054	<0.0057	<0.0059	<0.0059	<0.0054	<0.0057
	o-Xylene	NA	2,500	NA	2,400	<0.0053	<0.006	<0.064	<0.0056	<0.0055	<0.0054	<0.0057	<0.0059	<0.0059	<0.0054	<0.0057
	para-Isopropyl Toluene	NA	NA	NA	NA	<0.0053	<0.006	<0.064	<0.0056	<0.0055	<0.0054	<0.0057	<0.0059	<0.0059	<0.0054	<0.0057
	Propylbenzene	NA	NA	NA	NA	<0.0053	<0.006	<0.064	<0.0056	<0.0055	<0.0054	<0.0057	<0.0059	<0.0059	<0.0054	<0.0057
	sec-Butylbenzene	NA	NA	NA	NA	<0.0053	<0.006	<0.064	<0.0056	<0.0055	<0.0054	<0.0057	<0.0059	<0.0059	<0.0054	<0.0057
	Styrene	NA	33,000	NA	25,000	<0.0053	<0.006	<0.064	<0.0056	<0.0055	<0.0054	<0.0057	<0.0059	<0.0059	<0.0054	<0.0057
	tert-Butylbenzene	NA	NA	NA	NA	<0.0053	<0.006	<0.064	<0.0056	<0.0055	<0.0054	<0.0057	<0.0059	<0.0059	<0.0054	<0.0057
	Tetrachloroethene	2.7	390	33	350	<0.0053	<0.006	<0.064	<0.0056	<0.0055	<0.0054	<0.0057	<0.0059	<0.0059	<0.0054	<0.0057
	Toluene	NA	5,300	NA	4,700	<0.0053	<0.006	<0.064	<0.0056	<0.0055	<0.0054	<0.0057	<0.0059	<0.0059	<0.0054	<0.0057
	trans-1,2-Dichloroethene	NA	600	NA	570	<0.0053	<0.006	<0.064	<0.0056	<0.0055	<0.0054	<0.0057	<0.0059	<0.0059	<0.0054	<0.0057
	trans-1,3-Dichloropropene	2.5	310	53	300	<0.0053	<0.006	<0.064	<0.0056	<0.0055	<0.0054	<0.0057	<0.0059	<0.0059	<0.0054	<0.0057
	Trichloroethene	6.1	19	130	18	<0.0053	<0.006	<0.064	<0.0056	<0.0055	<0.0054	<0.0057	<0.0059	<0.0059	<0.0054	<0.0057
	Trichlorofluoromethane	NA	NA	NA	NA	<0.0053	<0.006	<0.064	<0.0056	<0.0055	<0.0054	<0.0057	<0.0059	<0.0059	<0.0054	<0.0057
	Vinyl Chloride	0.15	380	3.4	300	<0.0053	<0.006	<0.064	<0.0056	<0.0055	<0.0054	<0.0057	<0.0059	<0.0059	<0.0054	<0.0057

Notes:
Screening levels are derived from the San Francisco Regional Water Quality Control Board January 2019 Revision 02 Environmental Screening Levels.
Detected concentrations are shown in bold.
"<" indicates the compound was not detected at a concentration at or greater than laboratory reporting limit (RL).
Yellow shading indicates the detected concentration exceeds one or more regulatory limits.

Abbreviations:
mg/kg = milligrams per kilogram
NA= not available or not applicable

TABLE 3
SOIL SAMPLE RESULTS — TOTAL PETROLEUM HYDROCARBONS (TPH) AND VOLATILE ORGANIC COMPOUNDS (VOCs)
1055 COMMERCIAL COURT, SAN JOSE, CALIFORNIA

Analyte		Screening Levels (mg/kg)				Sample Analytical Results (mg/kg)										
		Commercial/ Industrial: Shallow Soil Exposure		Construction Worker												
		Cancer Risk	Non-Cancer Hazard	Cancer Risk	Non-Cancer Hazard	SSJ-04-5	SSJ-05-0.25	SSJ-05-5	SSJ-06-0.25	SSJ-06-2.5	SSJ-06-5	SSJ-07-0.25	SSJ-07-2.5	SSJ-07-5	SSJ-08-0.25	SSJ-08-1.5
Total Petroleum Hydrocarbons (TPHs) (8015B / 8015M)	Diesel Range Organics (DRO)	NA	1,200	NA	1,100	**230**	**110**	**1,900**	**67**	**120**	**25**	**30**	**140**	**3,900**	**210**	<11
	Oil Range Organics (ORO)	NA	180,000	NA	54,000	**84**	**120**	**2,200**	**65**	**45**	**30**	**38**	**140**	**4,300**	**680**	<22
	Gasoline Range Organics (GRO)	NA	2,000	NA	1,800	**0.34**	**0.77**	**3.4**	<0.11	<0.11	**11**	<0.12	**0.19**	**0.73**	<0.11	<0.11
Volatile Organic Compounds (VOCs) (8260B)	1,1,1,2-Tetrachloroethane	8.9	35,000	190	11,000	<0.0057	<0.0056	<0.0064	<0.0056	<0.0056	<0.034	<0.006	<0.0057	<0.013	<0.0053	<0.0054
	1,1,1-Trichloroethane	NA	7,300	NA	7,200	<0.0057	<0.0056	<0.0064	<0.0056	<0.0056	<0.034	<0.006	<0.0057	<0.013	<0.0053	<0.0054
	1,1,2,2-Tetrachloroethane	2.7	23,000	49	7,100	<0.0057	<0.0056	<0.0064	<0.0056	<0.0056	<0.034	<0.006	<0.0057	<0.013	<0.0053	<0.0054
	1,1,2-Trichloroethane	5.1	6.4	110	6.3	<0.0057	<0.0056	<0.0064	<0.0056	<0.0056	<0.034	<0.006	<0.0057	<0.013	<0.0053	<0.0054
	1,1-Dichloroethane	16	230,000	370	71,000	<0.0057	<0.0056	<0.0064	<0.0056	<0.0056	<0.034	<0.006	<0.0057	<0.013	<0.0053	<0.0054
	1,1-Dichloroethene	NA	350	NA	350	<0.0057	<0.0056	<0.0064	<0.0056	<0.0056	<0.034	<0.006	<0.0057	<0.013	<0.0053	<0.0054
	1,1-Dichloropropene	NA	NA	NA	NA	<0.0057	<0.0056	<0.0064	<0.0056	<0.0056	<0.034	<0.006	<0.0057	<0.013	<0.0053	<0.0054
	1,2,3-Trichlorobenzene	NA	NA	NA	NA	<0.0057	<0.0056	<0.0064	<0.0056	<0.0056	<0.034	<0.006	<0.0057	<0.013	<0.0053	<0.0054
	1,2,3-Trichloropropane	0.11	21	0.83	20	<0.0057	<0.0056	<0.0064	<0.0056	<0.0056	<0.034	<0.006	<0.0057	<0.013	<0.0053	<0.0054
	1,2,4-Trichlorobenzene	110	260	850	240	<0.0057	<0.0056	<0.0064	<0.0056	<0.0056	<0.034	<0.006	<0.0057	<0.013	<0.0053	<0.0054
	1,2,4-Trimethylbenzene	NA	NA	NA	NA	<0.0057	**0.0057**	<0.0064	<0.0056	<0.0056	**0.16**	<0.006	<0.0057	<0.013	<0.0053	<0.0054
	1,2-Dibromo-3-Chloropropane	0.059	26	1.1	20	<0.0057	<0.0056	<0.0064	<0.0056	<0.0056	<0.034	<0.006	<0.0057	<0.013	<0.0053	<0.0054
	1,2-Dibromoethane	0.16	30	3.3	30	<0.0057	<0.0056	<0.0064	<0.0056	<0.0056	<0.034	<0.006	<0.0057	<0.013	<0.0053	<0.0054
	1,2-Dichlorobenzene	NA	9,400	NA	7,800	<0.0057	<0.0056	<0.0064	<0.0056	<0.0056	<0.034	<0.006	<0.0057	<0.013	<0.0053	<0.0054
	1,2-Dichloroethane	2.1	140	45	130	<0.0057	<0.0056	<0.0064	<0.0056	<0.0056	<0.034	<0.006	<0.0057	<0.013	<0.0053	<0.0054
	1,2-Dichloropropane	4.4	66	99	66	<0.0057	<0.0056	<0.0064	<0.0056	<0.0056	<0.034	<0.006	<0.0057	<0.013	<0.0053	<0.0054
	1,3,5-Trimethylbenzene	NA	NA	NA	NA	<0.0057	<0.0056	<0.0064	<0.0056	<0.0056	**0.12**	<0.006	<0.0057	<0.013	<0.0053	<0.0054
	1,3-Dichlorobenzene	NA	NA	NA	NA	<0.0057	<0.0056	<0.0064	<0.0056	<0.0056	<0.034	<0.006	<0.0057	<0.013	<0.0053	<0.0054
	1,3-Dichloropropane	NA	NA	NA	NA	<0.0057	<0.0056	<0.0064	<0.0056	<0.0056	<0.034	<0.006	<0.0057	<0.013	<0.0053	<0.0054
	1,4-Dichlorobenzene	12	26,000	280	15,000	<0.0057	<0.0056	**0.028**	<0.0056	<0.0056	<0.034	<0.006	<0.0057	<0.013	<0.0053	<0.0054
	2,2-Dichloropropane	NA	NA	NA	NA	<0.0057	<0.0056	<0.0064	<0.0056	<0.0056	<0.034	<0.006	<0.0057	<0.013	<0.0053	<0.0054
	2-Butanone	NA	200,000	NA	120,000	<0.11	<0.11	<0.13	<0.11	<0.11	<0.68	<0.12	<0.11	<0.26	<0.11	<0.11
	2-Chlorotoluene	NA	NA	NA	NA	<0.0057	<0.0056	<0.0064	<0.0056	<0.0056	<0.034	<0.006	<0.0057	<0.013	<0.0053	<0.0054
	4-Chlorotoluene	NA	NA	NA	NA	<0.0057	<0.0056	<0.0064	<0.0056	<0.0056	<0.034	<0.006	<0.0057	<0.013	<0.0053	<0.0054
	4-Methyl-2-Pentanone	NA	NA	NA	NA	<0.0057	<0.0056	<0.0064	<0.0091	<0.009	<0.034	<0.006	<0.0093	<0.013	<0.0087	<0.0054
	Acetone	NA	670,000	NA	270,000	<0.11	**0.140**	<0.13	<0.11	<0.11	<0.68	<0.12	<0.11	<0.26	<0.11	<0.11
	Benzene	1.5	47	33	45	<0.0057	<0.0056	<0.0064	<0.0056	<0.0056	<0.034	<0.006	<0.0057	<0.013	<0.0053	<0.0054
	Bromobenzene	NA	NA	NA	NA	<0.0057	<0.0056	<0.0064	<0.0056	<0.0056	<0.034	<0.006	<0.0057	<0.013	<0.0053	<0.0054
	Bromochloromethane	NA	NA	NA	NA	<0.0057	<0.0056	<0.0064	<0.0056	<0.0056	<0.034	<0.006	<0.0057	<0.013	<0.0053	<0.0054
	Bromodichloromethane	1.3	23,000	28	7,100	<0.0057	<0.0056	<0.0064	<0.0056	<0.0056	<0.034	<0.006	<0.0057	<0.013	<0.0053	<0.0054
	Bromoform	80	23,000	1,200	7,100	<0.0057	<0.0056	<0.0064	<0.0056	<0.0056	<0.034	<0.006	<0.0057	<0.013	<0.0053	<0.0054
	Bromomethane	NA	30	NA	29	<0.0057	<0.0056	<0.0064	<0.0056	<0.0056	<0.034	<0.006	<0.0057	<0.013	<0.0053	<0.0054
	Carbon Tetrachloride	2.7	250	53	220	<0.0057	<0.0056	<0.0064	<0.0056	<0.0056	<0.034	<0.006	<0.0057	<0.013	<0.0053	<0.0054
	Chlorobenzene	NA	1,300	NA	1,200	<0.0057	<0.0056	<0.0064	<0.0056	<0.0056	<0.034	<0.006	<0.0057	<0.013	<0.0053	<0.0054
	Chloroethane	NA	59,000	NA	59,000	<0.0057	<0.0056	<0.0064	<0.0056	<0.0056	<0.034	<0.006	<0.0057	<0.013	<0.0053	<0.0054
	Chloroform	1.4	1,000	34	860	<0.0057	<0.0056	<0.0064	<0.0056	<0.0056	<0.034	<0.006	<0.0057	<0.013	<0.0053	<0.0054
	Chloromethane	NA	470	NA	470	<0.0057	<0.0056	<0.0064	<0.0056	<0.0056	<0.034	<0.006	<0.0057	<0.013	<0.0053	<0.0054

TABLE 3
SOIL SAMPLE RESULTS — TOTAL PETROLEUM HYDROCARBONS (TPH) AND VOLATILE ORGANIC COMPOUNDS (VOCs)
1055 COMMERCIAL COURT, SAN JOSE, CALIFORNIA

Analyte		Screening Levels (mg/kg)				Sample Analytical Results (mg/kg)										
		Commercial/ Industrial: Shallow Soil Exposure		Construction Worker												
		Cancer Risk	Non-Cancer Hazard	Cancer Risk	Non-Cancer Hazard	SSJ-04-5	SSJ-05-0.25	SSJ-05-5	SSJ-06-0.25	SSJ-06-2.5	SSJ-06-5	SSJ-07-0.25	SSJ-07-2.5	SSJ-07-5	SSJ-08-0.25	SSJ-08-1.5
Volatile Organic Compounds (VOCs) (8260B)	cis-1,2-Dichloroethene	NA	85	NA	78	<0.0057	<0.0056	<0.0064	<0.0056	<0.0056	<0.034	<0.006	<0.0057	<0.013	<0.0053	<0.0054
	cis-1,3-Dichloropropene	2.5	310	53	300	<0.0057	<0.0056	<0.0064	<0.0056	<0.0056	<0.034	<0.006	<0.0057	<0.013	<0.0053	<0.0054
	Dibromochloromethane	39	23,000	290	7,100	<0.0057	<0.0056	<0.0064	<0.0056	<0.0056	<0.034	<0.006	<0.0057	<0.013	<0.0053	<0.0054
	Dibromomethane	NA	NA	NA	NA	<0.0057	<0.0056	<0.0064	<0.0056	<0.0056	<0.034	<0.006	<0.0057	<0.013	<0.0053	<0.0054
	Ethylbenzene	26	21,000	540	15,000	<0.0057	<0.0056	<0.0064	<0.0056	<0.0056	**0.17**	<0.006	<0.0057	<0.013	<0.0053	<0.0054
	Freon 113	NA	NA	NA	NA	<0.0057	<0.0056	<0.0064	<0.0056	<0.0056	<0.034	<0.006	<0.0057	<0.013	<0.0053	<0.0054
	Freon 12	NA	NA	NA	NA	<0.0057	<0.0056	<0.0064	<0.0056	<0.0056	<0.034	<0.006	<0.0057	<0.013	<0.0053	<0.0054
	Hexachlorobutadiene	5.3	1,200	100	350	<0.0057	<0.0056	<0.0064	<0.0056	<0.0056	<0.034	<0.006	<0.0057	<0.013	<0.0053	<0.0054
	Isopropylbenzene	NA	NA	NA	NA	<0.0057	<0.0056	<0.0064	<0.0056	<0.0056	<0.034	<0.006	<0.0057	<0.013	<0.0053	<0.0054
	m,p-Xylenes	NA	2,500	NA	2,400	<0.011	<0.011	<0.013	<0.011	<0.011	**0.86**	<0.012	<0.011	<0.026	<0.011	<0.011
	Methylene Chloride	25	2,500	490	1,400	<0.0057	<0.0056	<0.0064	<0.0056	<0.0056	<0.034	<0.006	<0.0057	<0.013	<0.0053	<0.0054
	MTBE	210	66,000	4,100	65,000	<0.0057	<0.0056	<0.0064	<0.0056	<0.0056	<0.034	<0.006	<0.0057	<0.013	<0.0053	<0.0054
	Naphthalene	17	580	400	500	<0.0057	<0.0056	<0.0064	<0.0056	<0.0056	<0.034	<0.006	<0.0057	<0.013	<0.0053	<0.0054
	n-Butylbenzene	NA	NA	NA	NA	<0.0057	<0.0056	<0.0064	<0.0056	<0.0056	<0.034	<0.006	<0.0057	<0.013	<0.0053	<0.0054
	o-Xylene	NA	2,500	NA	2,400	<0.0057	<0.0056	<0.0064	<0.0056	<0.0056	**0.13**	<0.006	<0.0057	<0.013	<0.0053	<0.0054
	para-Isopropyl Toluene	NA	NA	NA	NA	<0.0057	<0.0056	<0.0064	<0.0056	<0.0056	**0.053**	<0.006	<0.0057	<0.013	<0.0053	<0.0054
	Propylbenzene	NA	NA	NA	NA	<0.0057	<0.0056	<0.0064	<0.0056	<0.0056	<0.034	<0.006	<0.0057	<0.013	<0.0053	<0.0054
	sec-Butylbenzene	NA	NA	NA	NA	<0.0057	<0.0056	<0.0064	<0.0056	<0.0056	<0.034	<0.006	<0.0057	<0.013	<0.0053	<0.0054
	Styrene	NA	33,000	NA	25,000	<0.0057	<0.0056	<0.0064	<0.0056	<0.0056	<0.034	<0.006	<0.0057	<0.013	<0.0053	<0.0054
	tert-Butylbenzene	NA	NA	NA	NA	<0.0057	<0.0056	<0.0064	<0.0056	<0.0056	<0.034	<0.006	<0.0057	<0.013	<0.0053	<0.0054
	Tetrachloroethene	2.7	390	33	350	<0.0057	<0.0056	<0.0064	<0.0056	<0.0056	<0.034	<0.006	<0.0057	<0.013	<0.0053	<0.0054
	Toluene	NA	5,300	NA	4,700	<0.0057	<0.0056	<0.0064	<0.0056	<0.0056	<0.034	<0.006	<0.0057	<0.013	<0.0053	<0.0054
	trans-1,2-Dichloroethene	NA	600	NA	570	<0.0057	<0.0056	<0.0064	<0.0056	<0.0056	<0.034	<0.006	<0.0057	<0.013	<0.0053	<0.0054
	trans-1,3-Dichloropropene	2.5	310	53	300	<0.0057	<0.0056	<0.0064	<0.0056	<0.0056	<0.034	<0.006	<0.0057	<0.013	<0.0053	<0.0054
	Trichloroethene	6.1	19	130	18	<0.0057	<0.0056	<0.0064	<0.0056	<0.0056	<0.034	<0.006	<0.0057	<0.013	<0.0053	<0.0054
	Trichlorofluoromethane	NA	NA	NA	NA	<0.0057	<0.0056	<0.0064	<0.0056	<0.0056	<0.034	<0.006	<0.0057	<0.013	<0.0053	<0.0054
	Vinyl Chloride	0.15	380	3.4	300	<0.0057	<0.0056	<0.0064	<0.0056	<0.0056	<0.034	<0.006	<0.0057	<0.013	<0.0053	<0.0054

Notes:
Screening levels are derived from the San Francisco Regional Water Quality Control Board January 2019 Revision 02 Environmental Screening Levels.
Detected concentrations are shown in bold.
"<" indicates the compound was not detected at a concentration at or greater than laboratory reporting limit (RL).
Yellow shading indicates the detected concentration exceeds one or more regulatory limits.

Abbreviations:
mg/kg = milligrams per kilogram
NA= not available or not applicable

TABLE 3
SOIL SAMPLE RESULTS — TOTAL PETROLEUM HYDROCARBONS (TPH) AND VOLATILE ORGANIC COMPOUNDS (VOCs)
1055 COMMERCIAL COURT, SAN JOSE, CALIFORNIA

Analyte		Screening Levels (mg/kg)				Sample Analytical Results (mg/kg)										
		Commercial/ Industrial: Shallow Soil Exposure		Construction Worker												
		Cancer Risk	Non-Cancer Hazard	Cancer Risk	Non-Cancer Hazard	SSJ-08-3.25	SSJ-09-0.25	SSJ-09-2.5	SSJ-DUP-1	SSJ-09-5	SSJ-10-0.25	SSJ-10-2.5	SSJ-DUP-2	SSJ-10-5	SSJ-11-0.25	SSJ-11-2.5
Total Petroleum Hydrocarbons (TPHs) (8015B / 8015M)	Diesel Range Organics (DRO)	NA	1,200	NA	1,100	**94**	**48**	**23**	**59**	**29**	**81**	**44**	**950**	**81**	**22**	**74**
	Oil Range Organics (ORO)	NA	180,000	NA	54,000	**97**	**33**	<24	**88**	**53**	**89**	**55**	**250**	<26	<22	<23
	Gasoline Range Organics (GRO)	NA	2,000	NA	1,800	<0.11	<0.12	<0.12	<120	<0.12	**0.19**	**3.5**	**12**	**16**	<0.11	<0.11
Volatile Organic Compounds (VOCs) (8260B)	1,1,1,2-Tetrachloroethane	8.9	35,000	190	11,000	<0.0054	<0.0062	<0.006	<0.0058	<0.0059	<0.0057	<0.32	<0.029	<0.32	<0.0054	<0.0057
	1,1,1-Trichloroethane	NA	7,300	NA	7,200	<0.0054	<0.0062	<0.006	<0.0058	<0.0059	<0.0057	<0.32	<0.029	<0.32	<0.0054	<0.0057
	1,1,2,2-Tetrachloroethane	2.7	23,000	49	7,100	<0.0054	<0.0062	<0.006	<0.0058	<0.0059	<0.0057	<0.32	<0.029	<0.32	<0.0054	<0.0057
	1,1,2-Trichloroethane	5.1	6.4	110	6.3	<0.0054	<0.0062	<0.006	<0.0058	<0.0059	<0.0057	<0.32	<0.029	<0.32	<0.0054	<0.0057
	1,1-Dichloroethane	16	230,000	370	71,000	<0.0054	<0.0062	<0.006	<0.0058	<0.0059	<0.0057	<0.32	<0.029	<0.32	<0.0054	<0.0057
	1,1-Dichloroethene	NA	350	NA	350	<0.0054	<0.0062	<0.006	<0.0058	<0.0059	<0.0057	<0.32	<0.029	<0.32	<0.0054	<0.0057
	1,1-Dichloropropene	NA	NA	NA	NA	<0.0054	<0.0062	<0.006	<0.0058	<0.0059	<0.0057	<0.32	<0.029	<0.32	<0.0054	<0.0057
	1,2,3-Trichlorobenzene	NA	NA	NA	NA	<0.0054	<0.0062	<0.006	<0.0058	<0.0059	<0.0057	<0.32	<0.029	<0.32	<0.0054	<0.0057
	1,2,3-Trichloropropane	0.11	21	0.83	20	<0.0054	<0.0062	<0.006	<0.0058	<0.0059	<0.0057	<0.32	<0.029	<0.32	<0.0054	<0.0057
	1,2,4-Trichlorobenzene	110	260	850	240	<0.0054	<0.0062	<0.006	<0.0058	<0.0059	<0.0057	<0.32	<0.029	<0.32	<0.0054	<0.0057
	1,2,4-Trimethylbenzene	NA	NA	NA	NA	<0.0054	<0.0062	<0.006	<0.0058	<0.0059	**0.0069**	**0.42**	**0.42**	**0.44**	<0.0054	<0.0057
	1,2-Dibromo-3-Chloropropane	0.059	26	1.1	20	<0.0054	<0.0062	<0.006	<0.0058	<0.0059	<0.0057	<0.32	<0.029	<0.32	<0.0054	<0.0057
	1,2-Dibromoethane	0.16	30	3.3	30	<0.0054	<0.0062	<0.006	<0.0058	<0.0059	<0.0057	<0.32	<0.029	<0.32	<0.0054	<0.0057
	1,2-Dichlorobenzene	NA	9,400	NA	7,800	<0.0054	<0.0062	<0.006	<0.0058	<0.0059	<0.0057	<0.32	<0.029	<0.32	<0.0054	<0.0057
	1,2-Dichloroethane	2.1	140	45	130	<0.0054	<0.0062	<0.006	<0.0058	<0.0059	<0.0057	<0.32	<0.029	<0.32	<0.0054	<0.0057
	1,2-Dichloropropane	4.4	66	99	66	<0.0054	<0.0062	<0.006	<0.0058	<0.0059	<0.0057	<0.32	<0.029	<0.32	<0.0054	<0.0057
	1,3,5-Trimethylbenzene	NA	NA	NA	NA	<0.0054	<0.0062	<0.006	<0.0058	<0.0059	<0.0057	<0.32	**0.040**	<0.32	<0.0054	<0.0057
	1,3-Dichlorobenzene	NA	NA	NA	NA	<0.0054	<0.0062	<0.006	<0.0058	<0.0059	<0.0057	<0.32	<0.029	<0.32	<0.0054	<0.0057
	1,3-Dichloropropane	NA	NA	NA	NA	<0.0054	<0.0062	<0.006	<0.0058	<0.0059	<0.0057	<0.32	<0.029	<0.32	<0.0054	<0.0057
	1,4-Dichlorobenzene	12	26,000	280	15,000	<0.0054	<0.0062	<0.006	<0.0058	<0.0059	<0.0057	<0.32	<0.029	<0.32	<0.0054	<0.0057
	2,2-Dichloropropane	NA	NA	NA	NA	<0.0054	<0.0062	<0.006	<0.0058	<0.0059	<0.0057	<0.32	<0.029	<0.32	<0.0054	<0.0057
	2-Butanone	NA	200,000	NA	120,000	<0.11	<0.12	<0.12	<0.12	<0.12	<0.11	<6.3	<0.58	<6.4	<0.11	<0.11
	2-Chlorotoluene	NA	NA	NA	NA	<0.0054	<0.0062	<0.006	<0.0058	<0.0059	<0.0057	<0.32	<0.029	<0.32	<0.0054	<0.0057
	4-Chlorotoluene	NA	NA	NA	NA	<0.0054	<0.0062	<0.006	<0.0058	<0.0059	<0.0057	<0.32	<0.029	<0.32	<0.0054	<0.0057
	4-Methyl-2-Pentanone	NA	NA	NA	NA	<0.0088	<0.01	<0.0097	<0.0095	<0.0096	<0.0092	<0.32	<0.047	<0.32	<0.0054	<0.0057
	Acetone	NA	670,000	NA	270,000	<0.11	<0.12	<0.12	<0.12	<0.12	**0.34**	<6.3	<0.58	<6.4	<0.11	<0.11
	Benzene	1.5	47	33	45	<0.0054	<0.0062	<0.006	<0.0058	<0.0059	<0.0057	<0.32	<0.029	<0.32	<0.0054	<0.0057
	Bromobenzene	NA	NA	NA	NA	<0.0054	<0.0062	<0.006	<0.0058	<0.0059	<0.0057	<0.32	<0.029	<0.32	<0.0054	<0.0057
	Bromochloromethane	NA	NA	NA	NA	<0.0054	<0.0062	<0.006	<0.0058	<0.0059	<0.0057	<0.32	<0.029	<0.32	<0.0054	<0.0057
	Bromodichloromethane	1.3	23,000	28	7,100	<0.0054	<0.0062	<0.006	<0.0058	<0.0059	<0.0057	<0.32	<0.029	<0.32	<0.0054	<0.0057
	Bromoform	80	23,000	1,200	7,100	<0.0054	<0.0062	<0.006	<0.0058	<0.0059	<0.0057	<0.32	<0.029	<0.32	<0.0054	<0.0057
	Bromomethane	NA	30	NA	29	<0.0054	<0.0062	<0.006	<0.0058	<0.0059	<0.0057	<0.32	<0.029	<0.32	<0.0054	<0.0057
	Carbon Tetrachloride	2.7	250	53	220	<0.0054	<0.0062	<0.006	<0.0058	<0.0059	<0.0057	<0.32	<0.029	<0.32	<0.0054	<0.0057
	Chlorobenzene	NA	1,300	NA	1,200	<0.0054	<0.0062	<0.006	<0.0058	<0.0059	<0.0057	<0.32	<0.029	<0.32	<0.0054	<0.0057
	Chloroethane	NA	59,000	NA	59,000	<0.0054	<0.0062	<0.006	<0.0058	<0.0059	<0.0057	<0.32	<0.029	<0.32	<0.0054	<0.0057
	Chloroform	1.4	1,000	34	860	<0.0054	<0.0062	<0.006	<0.0058	<0.0059	<0.0057	<0.32	<0.029	<0.32	<0.0054	<0.0057
	Chloromethane	NA	470	NA	470	<0.0054	<0.0062	<0.006	<0.0058	<0.0059	<0.0057	<0.32	<0.029	<0.32	<0.0054	<0.0057

TABLE 3
SOIL SAMPLE RESULTS — TOTAL PETROLEUM HYDROCARBONS (TPH) AND VOLATILE ORGANIC COMPOUNDS (VOCs)
1055 COMMERCIAL COURT, SAN JOSE, CALIFORNIA

Analyte		Screening Levels (mg/kg)				Sample Analytical Results (mg/kg)										
		Commercial/ Industrial: Shallow Soil Exposure		Construction Worker												
		Cancer Risk	Non-Cancer Hazard	Cancer Risk	Non-Cancer Hazard	SSJ-08-3.25	SSJ-09-0.25	SSJ-09-2.5	SSJ-DUP-1	SSJ-09-5	SSJ-10-0.25	SSJ-10-2.5	SSJ-DUP-2	SSJ-10-5	SSJ-11-0.25	SSJ-11-2.5
Volatile Organic Compounds (VOCs) (8260B)	cis-1,2-Dichloroethene	NA	85	NA	78	<0.0054	<0.0062	<0.006	<0.0058	<0.0059	<0.0057	<0.32	<0.029	<0.32	<0.0054	<0.0057
	cis-1,3-Dichloropropene	2.5	310	53	300	<0.0054	<0.0062	<0.006	<0.0058	<0.0059	<0.0057	<0.32	<0.029	<0.32	<0.0054	<0.0057
	Dibromochloromethane	39	23,000	290	7,100	<0.0054	<0.0062	<0.006	<0.0058	<0.0059	<0.0057	<0.32	<0.029	<0.32	<0.0054	<0.0057
	Dibromomethane	NA	NA	NA	NA	<0.0054	<0.0062	<0.006	<0.0058	<0.0059	<0.0057	<0.32	<0.029	<0.32	<0.0054	<0.0057
	Ethylbenzene	26	21,000	540	15,000	<0.0054	<0.0062	<0.006	<0.0058	<0.0059	<0.0057	<0.32	<0.029	<0.32	<0.0054	<0.0057
	Freon 113	NA	NA	NA	NA	<0.0054	<0.0062	<0.006	<0.0058	<0.0059	<0.0057	<0.32	<0.029	<0.32	<0.0054	<0.0057
	Freon 12	NA	NA	NA	NA	<0.0054	<0.0062	<0.006	<0.0058	<0.0059	<0.0057	<0.32	<0.029	<0.32	<0.0054	<0.0057
	Hexachlorobutadiene	5.3	1,200	100	350	<0.0054	<0.0062	<0.006	<0.0058	<0.0059	<0.0057	<0.32	<0.029	<0.32	<0.0054	<0.0057
	Isopropylbenzene	NA	NA	NA	NA	<0.0054	<0.0062	<0.006	<0.0058	<0.0059	<0.0057	<0.32	<0.029	<0.32	<0.0054	<0.0057
	m,p-Xylenes	NA	2,500	NA	2,400	<0.011	<0.012	<0.012	<0.012	<0.012	**0.030**	**0.41**	**1.4**	**1.4**	<0.011	<0.011
	Methylene Chloride	25	2,500	490	1,400	<0.0054	<0.0062	<0.006	<0.0058	<0.0059	<0.0057	<0.32	<0.029	<0.32	<0.0054	<0.0057
	MTBE	210	66,000	4,100	65,000	<0.0054	<0.0062	<0.006	<0.0058	<0.0059	<0.0057	<0.32	<0.029	<0.32	<0.0054	<0.0057
	Naphthalene	17	580	400	500	<0.0054	<0.0062	<0.006	<0.0058	<0.0059	<0.0057	<0.32	<0.029	<0.32	<0.0054	<0.0057
	n-Butylbenzene	NA	NA	NA	NA	<0.0054	<0.0062	<0.006	<0.0058	<0.0059	<0.0057	<0.32	<0.029	<0.32	<0.0054	<0.0057
	o-Xylene	NA	2,500	NA	2,400	<0.0054	<0.0062	<0.006	<0.0058	<0.0059	<0.0057	<0.32	<0.029	<0.32	<0.0054	<0.0057
	para-Isopropyl Toluene	NA	NA	NA	NA	<0.0054	<0.0062	<0.006	<0.0058	<0.0059	<0.0057	<0.32	<0.029	<0.32	<0.0054	<0.0057
	Propylbenzene	NA	NA	NA	NA	<0.0054	<0.0062	<0.006	<0.0058	<0.0059	<0.0057	<0.32	<0.029	<0.32	<0.0054	<0.0057
	sec-Butylbenzene	NA	NA	NA	NA	<0.0054	<0.0062	<0.006	<0.0058	<0.0059	<0.0057	<0.32	<0.029	<0.32	<0.0054	<0.0057
	Styrene	NA	33,000	NA	25,000	<0.0054	<0.0062	<0.006	<0.0058	<0.0059	<0.0057	<0.32	<0.029	<0.32	<0.0054	<0.0057
	tert-Butylbenzene	NA	NA	NA	NA	<0.0054	<0.0062	<0.006	<0.0058	<0.0059	<0.0057	<0.32	<0.029	<0.32	<0.0054	<0.0057
	Tetrachloroethene	2.7	390	33	350	<0.0054	<0.0062	<0.006	<0.0058	<0.0059	<0.0057	<0.32	<0.029	<0.32	<0.0054	<0.0057
	Toluene	NA	5,300	NA	4,700	<0.0054	<0.0062	<0.006	<0.0058	<0.0059	<0.0057	<0.32	<0.029	<0.32	<0.0054	<0.0057
	trans-1,2-Dichloroethene	NA	600	NA	570	<0.0054	<0.0062	<0.006	<0.0058	<0.0059	<0.0057	<0.32	<0.029	<0.32	<0.0054	<0.0057
	trans-1,3-Dichloropropene	2.5	310	53	300	<0.0054	<0.0062	<0.006	<0.0058	<0.0059	<0.0057	<0.32	<0.029	<0.32	<0.0054	<0.0057
	Trichloroethene	6.1	19	130	18	<0.0054	<0.0062	<0.006	<0.0058	<0.0059	<0.0057	<0.32	<0.029	<0.32	<0.0054	<0.0057
	Trichlorofluoromethane	NA	NA	NA	NA	<0.0054	<0.0062	<0.006	<0.0058	<0.0059	<0.0057	<0.32	<0.029	<0.32	<0.0054	<0.0057
	Vinyl Chloride	0.15	380	3.4	300	<0.0054	<0.0062	<0.006	<0.0058	<0.0059	<0.0057	<0.32	<0.029	<0.32	<0.0054	<0.0057

Notes:
Screening levels are derived from the San Francisco Regional Water Quality Control Board January 2019 Revision 02 Environmental Screening Levels.
Detected concentrations are shown in bold.
"<" indicates the compound was not detected at a concentration at or greater than laboratory reporting limit (RL).
Yellow shading indicates the detected concentration exceeds one or more regulatory limits.

Abbreviations:
mg/kg = milligrams per kilogram
NA= not available or not applicable

TABLE 3
SOIL SAMPLE RESULTS — TOTAL PETROLEUM HYDROCARBONS (TPH) AND VOLATILE ORGANIC COMPOUNDS (VOCs)
1055 COMMERCIAL COURT, SAN JOSE, CALIFORNIA

Analyte		Screening Levels (mg/kg)				Sample Analytical Results (mg/kg)					
		Commercial/ Industrial: Shallow Soil Exposure		Construction Worker							
		Cancer Risk	Non-Cancer Hazard	Cancer Risk	Non-Cancer Hazard	SSJ-11-5	SSJ-DUP-03	SSJ-12-0.25	SSJ-12-2.5	SSJ-DUP-04	SSJ-12-5
Total Petroleum Hydrocarbons (TPHs) (8015B / 8015M)	Diesel Range Organics (DRO)	NA	1,200	NA	1,100	**690**	**33**	**330**	**12**	**82**	<680
	Oil Range Organics (ORO)	NA	180,000	NA	54,000	**130**	**35**	**110**	<22	**28**	<1,400
	Gasoline Range Organics (GRO)	NA	2,000	NA	1,800	**1,000**	**0.50**	**0.36**	**0.12**	**0.20**	**3.0**
Volatile Organic Compounds (VOCs) (8260B)	1,1,1,2-Tetrachloroethane	8.9	35,000	190	11,000	<0.33	<0.0064	<0.0055	<0.0055	<0.0054	<0.034
	1,1,1-Trichloroethane	NA	7,300	NA	7,200	<0.33	<0.0064	<0.0055	<0.0055	<0.0054	<0.034
	1,1,2,2-Tetrachloroethane	2.7	23,000	49	7,100	<0.33	<0.0064	<0.0055	<0.0055	<0.0054	<0.034
	1,1,2-Trichloroethane	5.1	6.4	110	6.3	<0.33	<0.0064	<0.0055	<0.0055	<0.0054	<0.034
	1,1-Dichloroethane	16	230,000	370	71,000	<0.33	<0.0064	<0.0055	<0.0055	<0.0054	<0.034
	1,1-Dichloroethene	NA	350	NA	350	<0.33	<0.0064	<0.0055	<0.0055	<0.0054	<0.034
	1,1-Dichloropropene	NA	NA	NA	NA	<0.33	<0.0064	<0.0055	<0.0055	<0.0054	<0.034
	1,2,3-Trichlorobenzene	NA	NA	NA	NA	<0.33	<0.0064	<0.0055	<0.0055	<0.0054	<0.034
	1,2,3-Trichloropropane	0.11	21	0.83	20	<0.33	<0.0064	<0.0055	<0.0055	<0.0054	<0.034
	1,2,4-Trichlorobenzene	110	260	850	240	<0.33	<0.0064	<0.0055	<0.0055	<0.0054	<0.034
	1,2,4-Trimethylbenzene	NA	NA	NA	NA	<0.33	<0.0064	<0.0055	<0.0055	<0.0054	<0.034
	1,2-Dibromo-3-Chloropropane	0.059	26	1.1	20	<0.33	<0.0064	<0.0055	<0.0055	<0.0054	<0.034
	1,2-Dibromoethane	0.16	30	3.3	30	<0.33	<0.0064	<0.0055	<0.0055	<0.0054	<0.034
	1,2-Dichlorobenzene	NA	9,400	NA	7,800	<0.33	<0.0064	<0.0055	<0.0055	<0.0054	<0.034
	1,2-Dichloroethane	2.1	140	45	130	<0.33	<0.0064	<0.0055	<0.0055	<0.0054	<0.034
	1,2-Dichloropropane	4.4	66	99	66	<0.33	<0.0064	<0.0055	<0.0055	<0.0054	<0.034
	1,3,5-Trimethylbenzene	NA	NA	NA	NA	<0.33	<0.0064	<0.0055	<0.0055	<0.0054	<0.034
	1,3-Dichlorobenzene	NA	NA	NA	NA	<0.33	<0.0064	<0.0055	<0.0055	<0.0054	<0.034
	1,3-Dichloropropane	NA	NA	NA	NA	<0.33	<0.0064	<0.0055	<0.0055	<0.0054	<0.034
	1,4-Dichlorobenzene	12	26,000	280	15,000	<0.33	<0.0064	<0.0055	<0.0055	<0.0054	<0.034
	2,2-Dichloropropane	NA	NA	NA	NA	<0.33	<0.13	<0.0055	<0.0055	<0.11	<0.034
	2-Butanone	NA	200,000	NA	120,000	<6.7	<0.0064	<0.11	<0.11	<0.0054	<0.68
	2-Chlorotoluene	NA	NA	NA	NA	<0.33	<0.0064	<0.0055	<0.0055	<0.0054	<0.034
	4-Chlorotoluene	NA	NA	NA	NA	<0.33	<0.01	<0.0055	<0.0055	<0.0054	<0.034
	4-Methyl-2-Pentanone	NA	NA	NA	NA	<0.33	**0.15**	<0.0055	<0.0055	<0.11	<0.034
	Acetone	NA	670,000	NA	270,000	<6.7	<0.0064	<0.11	<0.11	<0.0054	<0.68
	Benzene	1.5	47	33	45	<0.33	<0.0064	<0.0055	<0.0055	<0.0054	<0.034
	Bromobenzene	NA	NA	NA	NA	<0.33	<0.0064	<0.0055	<0.0055	<0.0054	<0.034
	Bromochloromethane	NA	NA	NA	NA	<0.33	<0.0064	<0.0055	<0.0055	<0.0054	<0.034
	Bromodichloromethane	1.3	23,000	28	7,100	<0.33	<0.0064	<0.0055	<0.0055	<0.0054	<0.034
	Bromoform	80	23,000	1,200	7,100	<0.33	<0.0064	<0.0055	<0.0055	<0.0054	<0.034
	Bromomethane	NA	30	NA	29	<0.33	<0.0064	<0.0055	<0.0055	<0.0054	<0.034
	Carbon Tetrachloride	2.7	250	53	220	<0.33	<0.0064	<0.0055	<0.0055	<0.0054	<0.034
	Chlorobenzene	NA	1,300	NA	1,200	<0.33	<0.0064	<0.0055	<0.0055	<0.0054	<0.034
	Chloroethane	NA	59,000	NA	59,000	<0.33	<0.0064	<0.0055	<0.0055	<0.0054	<0.034
	Chloroform	1.4	1,000	34	860	<0.33	<0.0064	<0.0055	<0.0055	<0.0054	<0.034
	Chloromethane	NA	470	NA	470	<0.33	<0.0064	<0.0055	<0.0055	<0.0054	<0.034

TABLE 3
SOIL SAMPLE RESULTS — TOTAL PETROLEUM HYDROCARBONS (TPH) AND VOLATILE ORGANIC COMPOUNDS (VOCs)
1055 COMMERCIAL COURT, SAN JOSE, CALIFORNIA

Analyte		Screening Levels (mg/kg)				Sample Analytical Results (mg/kg)					
		Commercial/ Industrial: Shallow Soil Exposure		Construction Worker							
		Cancer Risk	Non-Cancer Hazard	Cancer Risk	Non-Cancer Hazard	SSJ-11-5	SSJ-DUP-03	SSJ-12-0.25	SSJ-12-2.5	SSJ-DUP-04	SSJ-12-5
Volatile Organic Compounds (VOCs) (8260B)	cis-1,2-Dichloroethene	NA	85	NA	78	<0.33	<0.0064	<0.0055	<0.0055	<0.0054	<0.034
	cis-1,3-Dichloropropene	2.5	310	53	300	<0.33	<0.0064	<0.0055	<0.0055	<0.0054	<0.034
	Dibromochloromethane	39	23,000	290	7,100	<0.33	<0.0064	<0.0055	<0.0055	<0.0054	<0.034
	Dibromomethane	NA	NA	NA	NA	<0.33	<0.0064	<0.0055	<0.0055	<0.0054	<0.034
	Ethylbenzene	26	21,000	540	15,000	<0.33	<0.0064	<0.0055	<0.0055	<0.0054	<0.034
	Freon 113	NA	NA	NA	NA	<0.33	<0.0064	<0.0055	<0.0055	<0.0054	<0.034
	Freon 12	NA	NA	NA	NA	<0.33	<0.0064	<0.0055	<0.0055	<0.0054	<0.034
	Hexachlorobutadiene	5.3	1,200	100	350	<0.33	<0.0064	<0.0055	<0.0055	<0.0054	<0.034
	Isopropylbenzene	NA	NA	NA	NA	<0.33	<0.013	<0.0055	<0.0055	<0.011	<0.034
	m,p-Xylenes	NA	2,500	NA	2,400	<0.67	<0.0064	<0.011	<0.011	<0.0054	<0.068
	Methylene Chloride	25	2,500	490	1,400	<0.33	<0.0064	<0.0055	<0.0055	<0.0054	<0.034
	MTBE	210	66,000	4,100	65,000	<0.33	<0.0064	<0.0055	<0.0055	<0.0054	<0.034
	Naphthalene	17	580	400	500	<0.33	<0.0064	<0.0055	<0.0055	<0.0054	<0.034
	n-Butylbenzene	NA	NA	NA	NA	<0.33	<0.0064	<0.0055	<0.0055	<0.0054	<0.034
	o-Xylene	NA	2,500	NA	2,400	<0.33	<0.0064	<0.0055	<0.0055	<0.0054	<0.034
	para-Isopropyl Toluene	NA	NA	NA	NA	**0.39**	<0.0064	<0.0055	<0.0055	<0.0054	<0.034
	Propylbenzene	NA	NA	NA	NA	<0.33	<0.0064	<0.0055	<0.0055	<0.0054	<0.034
	sec-Butylbenzene	NA	NA	NA	NA	<0.33	<0.0064	<0.0055	<0.0055	<0.0054	<0.034
	Styrene	NA	33,000	NA	25,000	<0.33	<0.0064	<0.0055	<0.0055	<0.0054	<0.034
	tert-Butylbenzene	NA	NA	NA	NA	<0.33	<0.0064	<0.0055	<0.0055	<0.0054	<0.034
	Tetrachloroethene	2.7	390	33	350	<0.33	<0.0064	<0.0055	<0.0055	<0.0054	<0.034
	Toluene	NA	5,300	NA	4,700	<0.33	<0.0064	<0.0055	<0.0055	<0.0054	<0.034
	trans-1,2-Dichloroethene	NA	600	NA	570	<0.33	<0.0064	<0.0055	<0.0055	<0.0054	<0.034
	trans-1,3-Dichloropropene	2.5	310	53	300	<0.33	<0.0064	<0.0055	<0.0055	<0.0054	<0.034
	Trichloroethene	6.1	19	130	18	<0.33	<0.0064	<0.0055	<0.0055	<0.0054	<0.034
	Trichlorofluoromethane	NA	NA	NA	NA	<0.33	<0.0064	<0.0055	<0.0055	<0.0054	<0.034
	Vinyl Chloride	0.15	380	3.4	300	<0.33	**0.019**	<0.0055	<0.0055	<0.0054	<0.034

Notes:
Screening levels are derived from the San Francisco Regional Water Quality Control Board January 2019 Revision 02 Environmental Screening Levels.
Detected concentrations are shown in bold.
"<" indicates the compound was not detected at a concentration at or greater than laboratory reporting limit (RL).
Yellow shading indicates the detected concentration exceeds one or more regulatory limits.

Abbreviations:
mg/kg = milligrams per kilogram
NA= not available or not applicable

TABLE 4
SOIL SAMPLE RESULTS — PESTICIDES AND POLYCHLORINATED BIPHENYLS (PCBs)
1055 COMMERCIAL COURT, SAN JOSE, CALIFORNIA

Analyte		Screening Levels (mg/kg)				Sample Analytical Results (mg/kg)												
		Commerical/ Industrial: Shallow Soil Exposure		Construction Worker														
		Cancer Risk	Non-Cancer Hazard	Cancer Risk	Non-Cancer Hazard	SSJ-01-0.25	SSJ-01-2.5	SSJ-01-5	SSJ-02-0.25	SSJ-02-2.5	SSJ-02-5	SSJ-03-0.25	SSJ-03-2.5	SSJ-03-4	SSJ-04-0.25	SSJ-04-2.5	SSJ-04-5	SSJ-05-0.25	SSJ-05-5
Pesticides (8081)	4,4'-DDD	12	NA	81	NA	<0.11	<0.0012	<0.13	<0.0011	<0.0011	<0.0011	**0.14**	**0.0027**	<0.0012	<0.0011	<0.0011	<0.0011	<0.022	<0.013
	4,4'-DDE	8.3	NA	57	NA	<0.11	<0.0012	**0.13**	**0.072**	**0.0015**	<0.0011	**2.4**	**0.022**	**0.0051**	<0.0011	<0.0011	<0.0011	**0.11**	<0.013
	4,4'-DDT	8.5	520	57	140	<0.11	<0.0012	<0.13	**0.0060**	<0.0011	<0.0011	**0.48**	<0.0012	<0.0012	<0.0011	<0.0011	<0.0011	**0.084**	<0.013
	Aldrin	0.15	29	1.0	7.4	<0.11	<0.0012	<0.13	<0.0011	<0.0011	<0.0011	<0.011	<0.0012	<0.0012	<0.0011	<0.0011	<0.0011	<0.022	<0.013
	alpha-BHC	NA	NA	NA	NA	<0.11	<0.0012	<0.13	<0.0011	<0.0011	<0.0011	<0.011	<0.0012	<0.0012	<0.0011	<0.0011	<0.0011	<0.022	<0.013
	alpha-Chlordane	2.2	500	14	130	<0.11	<0.0012	<0.13	<0.0011	<0.0011	<0.0011	<0.011	<0.0012	<0.0012	<0.0011	<0.0011	<0.0011	<0.022	<0.013
	beta-BHC	NA	NA	NA	NA	<0.11	<0.0012	<0.13	<0.0011	<0.0011	<0.0011	<0.011	<0.0012	<0.0012	<0.0011	<0.0011	<0.0011	<0.022	<0.013
	Chlordane (Technical)	2.2	500	14	130	<2.7	<0.03	<3.2	<0.028	<0.027	<0.027	<0.28	<0.029	<0.029	<0.027	<0.028	<0.028	<0.56	<0.32
	delta-BHC	NA	NA	NA	NA	<0.11	<0.0012	<0.13	<0.0011	<0.0011	<0.0011	<0.011	<0.0012	<0.0012	<0.0011	<0.0011	<0.0011	<0.022	<0.013
	Dieldrin	0.16	48	1.1	12	<0.11	<0.0012	<0.13	<0.0011	<0.0011	<0.0011	<0.011	<0.0012	<0.0012	<0.0011	<0.0011	<0.0011	<0.022	<0.013
	Endosulfan I	NA	5,800	NA	1,500	<0.11	<0.0012	<0.13	<0.0011	<0.0011	<0.0011	<0.011	<0.0012	<0.0012	<0.0011	<0.0011	<0.0011	<0.022	<0.013
	Endosulfan II	NA	5,800	NA	1,500	<0.11	<0.0012	<0.13	<0.0011	<0.0011	<0.0011	<0.011	<0.0012	<0.0012	<0.0011	<0.0011	<0.0011	<0.022	<0.013
	Endosulfan sulfate	NA	NA	NA	NA	<0.11	<0.0012	<0.13	<0.0011	<0.0011	<0.0011	<0.011	<0.0012	<0.0012	<0.0011	<0.0011	<0.0011	<0.022	<0.013
	Endrin	NA	290	NA	74	<0.11	<0.0012	<0.13	<0.0011	<0.0011	<0.0011	**0.033**	<0.0012	<0.0012	<0.0011	<0.0011	<0.0011	<0.022	<0.013
	Endrin aldehyde	NA	NA	NA	NA	<0.11	<0.0012	<0.13	<0.0011	<0.0011	<0.0011	<0.011	<0.0012	<0.0012	<0.0011	<0.0011	<0.0011	<0.022	<0.013
	Endrin ketone	NA	NA	NA	NA	<0.11	<0.0012	<0.13	<0.0011	<0.0011	<0.0011	<0.011	<0.0012	<0.0012	<0.0011	<0.0011	<0.0011	<0.022	<0.013
	gamma-BHC	2.5	290	16	74	<0.11	<0.0012	<0.13	<0.0011	<0.0011	<0.0011	<0.011	<0.0012	<0.0012	<0.0011	<0.0011	<0.0011	<0.022	<0.013
	gamma-Chlordane	2.2	500	14	130	<0.11	<0.0012	<0.13	<0.0011	<0.0011	<0.0011	<0.011	<0.0012	<0.0012	<0.0011	<0.0011	<0.0011	<0.022	<0.013
	Heptachlor	0.53	480	3.7	120	<0.11	<0.0012	<0.13	<0.0011	<0.0011	<0.0011	<0.011	<0.0012	<0.0012	<0.0011	<0.0011	<0.0011	<0.022	<0.013
	Heptachlor epoxide	0.28	13	1.9	3.2	<0.11	<0.0012	<0.13	<0.0011	<0.0011	<0.0011	<0.011	<0.0012	<0.0012	<0.0011	<0.0011	<0.0011	<0.022	<0.013
	Hexachlorobenzene	0.78	770	7.7	200	<1.1	<0.012	<1.3	<0.011	<0.011	<0.011	<0.11	<0.012	<0.012	<0.011	<0.011	<0.011	<0.22	<0.13
	Hexachlorocyclopentadiene	NA	NA	NA	NA	<2.1	<0.024	<2.6	<0.022	<0.022	<0.022	<0.23	<0.024	<0.024	<0.022	<0.023	<0.023	<0.44	<0.26
	Methoxychlor	NA	4,800	NA	1,200	<0.11	<0.0012	<0.13	<0.0011	<0.0011	<0.0011	<0.011	<0.0012	<0.0012	<0.0011	<0.0011	<0.0011	<0.022	<0.013
	Toxaphene	2.2	NA	14	NA	<5.3	<0.06	<6.4	<0.056	<0.055	<0.054	<0.57	<0.059	<0.059	<0.054	<0.057	<0.057	<1.1	<0.64
Polychlorinated Biphenyls (PCBs) (8082)	Aroclor-1016	NA	NA	NA	NA	<5.3	<0.06	<6.4	<0.056	<0.055	<0.054	<0.57	<0.059	<0.059	<0.054	<0.057	<0.057	<1.1	<0.64
	Aroclor-1221	NA	NA	NA	NA	<5.3	<0.06	<6.4	<0.056	<0.055	<0.054	<0.57	<0.059	<0.059	<0.054	<0.057	<0.057	<1.1	<0.64
	Aroclor-1232	NA	NA	NA	NA	<5.3	<0.06	<6.4	<0.056	<0.055	<0.054	<0.57	<0.059	<0.059	<0.054	<0.057	<0.057	<1.1	<0.64
	Aroclor-1242	NA	NA	NA	NA	<5.3	<0.06	<6.4	<0.056	<0.055	<0.054	<0.57	<0.059	<0.059	<0.054	<0.057	<0.057	<1.1	<0.64
	Aroclor-1248	NA	NA	NA	NA	<5.3	<0.06	<6.4	<0.056	<0.055	<0.054	<0.57	<0.059	<0.059	<0.054	<0.057	<0.057	<1.1	**4.6**
	Aroclor-1254	NA	NA	NA	NA	<5.3	<0.06	<6.4	<0.056	<0.055	<0.054	<0.57	<0.059	<0.059	<0.054	<0.057	<0.057	**1.2**	**2.4**
	Aroclor-1260	NA	NA	NA	NA	<5.3	<0.06	<6.4	<0.056	<0.055	<0.054	<0.57	<0.059	<0.059	<0.054	<0.057	<0.057	<1.1	<0.64
	Total PCBs	0.94	NA	5.5	NA	<5.3	<0.06	<6.4	<0.056	<0.055	<0.054	<0.57	<0.059	<0.059	<0.054	<0.057	<0.057	**1.2**	**7.1**

Notes:
Screening levels are derived from the San Francisco Regional Water Quality Control Board January 2019 Revision 02 Environmental Screening Levels.
Detected concentrations are shown in **bold**.
"<" indicates the compound was not detected at a concentration at or greater than the laboratory reporting limit (RL).
Yellow shading indicates the detected concentration exceeds one or more regulatory limits.

Abbreviations:
mg/kg = milligrams per kilogram
NA= not avaliable or not applicable

TABLE 4
SOIL SAMPLE RESULTS — PESTICIDES AND POLYCHLORINATED BIPHENYLS (PCBs)
1055 COMMERCIAL COURT, SAN JOSE, CALIFORNIA

Analyte		Screening Levels (mg/kg)				Sample Analytical Results (mg/kg)												
		Commerical/ Industrial: Shallow Soil Exposure		Construction Worker														
		Cancer Risk	Non-Cancer Hazard	Cancer Risk	Non-Cancer Hazard	SSJ-06-0.25	SSJ-06-2.5	SSJ-06-5	SSJ-07-0.25	SSJ-07-2.5	SSJ-07-5	SSJ-08-0.25	SSJ-08-1.5	SSJ-08-3.25	SSJ-09-0.25	SSJ-09-2.5	SSJ-DUP-1	SSJ-09-5	SSJ-10-0.25
Pesticides (8081)	4,4'-DDD	12	NA	81	NA	<0.0011	<0.0011	<0.14	<0.024	<0.011	<1	<0.053	<0.0011	<0.022	<0.0062	<0.006	<0.023	<0.0059	**0.088**
	4,4'-DDE	8.3	NA	57	NA	<0.0011	<0.0011	<0.14	**0.055**	<0.011	<1	<0.053	<0.0011	<0.022	<0.0062	<0.006	<0.023	**0.015**	**0.12**
	4,4'-DDT	8.5	520	57	140	<0.0011	<0.0011	<0.14	<0.024	<0.011	<1	<0.053	<0.0011	<0.022	<0.0062	<0.006	<0.023	<0.0059	<0.057
	Aldrin	0.15	29	1.0	7.4	<0.0011	<0.0011	<0.14	<0.024	<0.011	<1	<0.053	<0.0011	<0.022	<0.0062	<0.006	<0.023	<0.0059	<0.057
	alpha-BHC	NA	NA	NA	NA	<0.0011	<0.0011	<0.14	<0.024	<0.011	<1	<0.053	<0.0011	<0.022	<0.0062	<0.006	<0.023	<0.0059	<0.057
	alpha-Chlordane	2.2	500	14	130	<0.0011	<0.0011	<0.14	<0.024	<0.011	<1	<0.053	<0.0011	<0.022	<0.0062	<0.006	<0.023	<0.0059	<0.057
	beta-BHC	NA	NA	NA	NA	<0.0011	<0.0011	<0.14	<0.024	<0.011	<1	<0.053	<0.0011	<0.022	<0.0062	<0.006	<0.023	<0.0059	<0.057
	Chlordane (Technical)	2.2	500	14	130	<0.028	<0.028	<3.4	<0.6	<0.29	<26	<1.3	<0.027	<0.54	<0.15	<0.14	<0.58	<0.14	<1.4
	delta-BHC	NA	NA	NA	NA	<0.0011	<0.0011	<0.14	<0.024	<0.011	<1	<0.053	<0.0011	<0.022	<0.0062	<0.006	<0.023	<0.0059	<0.057
	Dieldrin	0.16	48	1.1	12	<0.0011	<0.0011	<0.14	<0.024	<0.011	<1	<0.053	<0.0011	<0.022	<0.0062	<0.006	<0.023	<0.0059	<0.057
	Endosulfan I	NA	5,800	NA	1,500	<0.0011	<0.0011	<0.14	<0.024	<0.011	<1	<0.053	<0.0011	<0.022	<0.0062	<0.006	<0.023	<0.0059	<0.057
	Endosulfan II	NA	5,800	NA	1,500	<0.0011	<0.0011	<0.14	<0.024	<0.011	<1	<0.053	<0.0011	<0.022	<0.0062	<0.006	<0.023	<0.0059	<0.057
	Endosulfan sulfate	NA	NA	NA	NA	<0.0011	<0.0011	<0.14	<0.024	<0.011	<1	<0.053	<0.0011	<0.022	<0.0062	<0.006	<0.023	<0.0059	<0.057
	Endrin	NA	290	NA	74	<0.0011	<0.0011	<0.14	<0.024	<0.011	<1	<0.053	<0.0011	<0.022	<0.0062	<0.006	<0.023	<0.0059	<0.057
	Endrin aldehyde	NA	NA	NA	NA	<0.0011	<0.0011	<0.14	<0.024	<0.011	<1	<0.053	<0.0011	<0.022	<0.0062	<0.006	<0.023	<0.0059	<0.057
	Endrin ketone	NA	NA	NA	NA	<0.0011	<0.0011	<0.14	<0.024	<0.011	<1	<0.053	<0.0011	<0.022	<0.0062	<0.006	<0.023	<0.0059	<0.057
	gamma-BHC	2.5	290	16	74	<0.0011	<0.0011	<0.14	<0.024	<0.011	<1	<0.053	<0.0011	<0.022	<0.0062	<0.006	<0.023	<0.0059	<0.057
	gamma-Chlordane	2.2	500	14	130	<0.0011	<0.0011	<0.14	<0.024	<0.011	<1	<0.053	<0.0011	<0.022	<0.0062	<0.006	<0.023	<0.0059	<0.057
	Heptachlor	0.53	480	3.7	120	<0.0011	<0.0011	<0.14	<0.024	<0.011	<1	<0.053	<0.0011	<0.022	<0.0062	<0.006	<0.023	<0.0059	<0.057
	Heptachlor epoxide	0.28	13	1.9	3.2	<0.0011	<0.0011	<0.14	<0.024	<0.011	<1	<0.053	<0.0011	<0.022	<0.0062	<0.006	<0.023	<0.0059	<0.057
	Hexachlorobenzene	0.78	770	7.7	200	<0.011	<0.011	<1.4	<0.24	<0.11	<10	<0.53	<0.011	<0.22	<0.062	<0.06	<0.23	<0.059	<0.57
	Hexachlorocyclopentadiene	NA	NA	NA	NA	<0.022	<0.022	<2.7	<0.48	<0.23	<20	<1.1	<0.022	<0.43	<0.12	<0.12	<0.47	<0.12	<1.1
	Methoxychlor	NA	4,800	NA	1,200	<0.0011	<0.0011	<0.14	<0.024	<0.011	<1	<0.053	<0.0011	<0.022	<0.0062	<0.006	<0.023	<0.0059	<0.057
	Toxaphene	2.2	NA	14	NA	<0.056	<0.056	<6.8	<1.2	<0.57	<51	<2.7	<0.054	<1.1	<0.31	<0.3	<1.2	<0.29	<2.8
Polychlorinated Biphenyls (PCBs) (8082)	Aroclor-1016	NA	NA	NA	NA	<0.056	<0.056	<6.8	<1.2	<0.57	<51	<2.7	<0.054	<1.1	<0.31	<0.3	<1.2	<0.29	<2.8
	Aroclor-1221	NA	NA	NA	NA	<0.056	<0.056	<6.8	<1.2	<0.57	<51	<2.7	<0.054	<1.1	<0.31	<0.3	<1.2	<0.29	<2.8
	Aroclor-1232	NA	NA	NA	NA	<0.056	<0.056	<6.8	<1.2	<0.57	<51	<2.7	<0.054	<1.1	<0.31	<0.3	<1.2	<0.29	<2.8
	Aroclor-1242	NA	NA	NA	NA	<0.056	<0.056	<6.8	<1.2	<0.57	<51	<2.7	<0.054	<1.1	<0.31	<0.3	<1.2	<0.29	<2.8
	Aroclor-1248	NA	NA	NA	NA	<0.056	<0.056	<6.8	<1.2	**5.5**	<51	<2.7	<0.054	<1.1	<0.31	<0.3	<1.2	<0.29	<2.8
	Aroclor-1254	NA	NA	NA	NA	<0.056	<0.056	<6.8	**4.3**	**6.7**	<51	<2.7	<0.054	<1.1	<0.31	<0.3	<1.2	<0.29	<2.8
	Aroclor-1260	NA	NA	NA	NA	<0.056	<0.056	<6.8	<1.2	<0.57	<51	<2.7	<0.054	<1.1	<0.31	<0.3	<1.2	<0.29	<2.8
	Total PCBs	0.94	NA	5.5	NA	<0.056	<0.056	<6.8	**4.3**	**13**	<51	<2.7	<0.054	<1.1	<0.31	<0.3	<1.2	<0.29	<2.8

Notes:
Screening levels are derived from the San Francisco Regional Water Quality Control Board January 2019 Revision 02 Environmental Screening Levels.
Detected concentrations are shown in **bold**.
"<" indicates the compound was not detected at a concentration at or greater than the laboratory reporting limit (RL).
Yellow shading indicates the detected concentration exceeds one or more regulatory limits.

Abbreviations:
mg/kg = milligrams per kilogram
NA= not avaliable or not applicable

TABLE 4
SOIL SAMPLE RESULTS — PESTICIDES AND POLYCHLORINATED BIPHENYLS (PCBs)
1055 COMMERCIAL COURT, SAN JOSE, CALIFORNIA

Analyte		Screening Levels (mg/kg)				Sample Analysis Results (mg/kg)										
		Commerical/ Industrial: Shallow Soil Exposure		Construction Worker												
		Cancer Risk	Non-Cancer Hazard	Cancer Risk	Non-Cancer Hazard	SSJ-10-2.5	SSJ-DUP-2	SSJ-10-5	SSJ-11-0.25	SSJ-11-2.5	SSJ-11-5	SSJ-DUP-03	SSJ-12-0.25	SSJ-12-2.5	SSJ-DUP-04	SSJ-12-5
Pesticides (8081)	4,4'-DDD	12	NA	81	NA	<0.025	<0.012	<0.064	<0.0011	<0.023	**0.65**	**0.019**	<0.011	<0.11	<0.0054	<0.027
	4,4'-DDE	8.3	NA	57	NA	**0.035**	<0.025	<0.064	<0.0011	<0.023	<0.067	**0.024**	**0.020**	<0.11	<0.0054	<0.027
	4,4'-DDT	8.5	520	57	140	**0.048**	**0.057**	<0.064	<0.0011	<0.023	<0.067	<0.013	**0.040**	<0.11	<0.0054	<0.027
	Aldrin	0.15	29	1.0	7.4	<0.025	<0.012	<0.064	<0.0011	<0.023	<0.067	<0.013	<0.011	<0.11	<0.0054	<0.027
	alpha-BHC	NA	NA	NA	NA	<0.025	<0.012	<0.064	<0.0011	<0.023	<0.067	<0.013	<0.011	<0.11	<0.0054	<0.027
	alpha-Chlordane	2.2	500	14	130	<0.025	<0.012	<0.064	<0.0011	<0.023	<0.067	<0.013	<0.011	<0.11	<0.0054	<0.027
	beta-BHC	NA	NA	NA	NA	<0.025	<0.012	<0.064	<0.0011	<0.023	<0.067	<0.013	<0.011	<0.11	<0.0054	<0.027
	Chlordane (Technical)	2.2	500	14	130	<0.63	<0.29	<1.5	<0.027	<0.57	<1.6	<0.32	<0.27	<2.7	<0.13	<0.68
	delta-BHC	NA	NA	NA	NA	<0.025	<0.012	<0.064	<0.0011	<0.023	<0.067	<0.013	<0.011	<0.11	<0.0054	<0.027
	Dieldrin	0.16	48	1.1	12	<0.025	<0.012	<0.064	<0.0011	<0.023	<0.067	<0.013	<0.011	<0.11	<0.0054	<0.027
	Endosulfan I	NA	5,800	NA	1,500	<0.025	<0.012	<0.064	<0.0011	<0.023	<0.067	<0.013	<0.011	<0.11	<0.0054	<0.027
	Endosulfan II	NA	5,800	NA	1,500	<0.025	<0.012	<0.064	<0.0011	<0.023	<0.067	<0.013	<0.011	<0.11	<0.0054	<0.027
	Endosulfan sulfate	NA	NA	NA	NA	<0.025	<0.012	<0.064	<0.0011	<0.023	<0.067	<0.013	<0.011	<0.11	<0.0054	<0.027
	Endrin	NA	290	NA	74	<0.025	<0.012	<0.064	<0.0011	<0.023	<0.067	<0.013	<0.011	<0.11	<0.0054	<0.027
	Endrin aldehyde	NA	NA	NA	NA	<0.025	<0.012	<0.064	<0.0011	<0.023	<0.067	<0.013	<0.011	<0.11	<0.0054	<0.027
	Endrin ketone	NA	NA	NA	NA	<0.025	<0.012	<0.064	<0.0011	<0.023	<0.067	<0.013	<0.011	<0.11	<0.0054	<0.027
	gamma-BHC	2.5	290	16	74	<0.025	<0.012	<0.064	<0.0011	<0.023	<0.067	<0.013	<0.011	<0.11	<0.0054	<0.027
	gamma-Chlordane	2.2	500	14	130	<0.025	<0.012	<0.064	<0.0011	<0.023	<0.067	<0.013	<0.011	<0.11	<0.0054	<0.027
	Heptachlor	0.53	480	3.7	120	<0.025	<0.012	<0.064	<0.0011	<0.023	<0.067	<0.013	<0.011	<0.11	<0.0054	<0.027
	Heptachlor epoxide	0.28	13	1.9	3.2	<0.025	<0.012	<0.064	<0.0011	<0.023	**0.25**	<0.013	<0.011	<0.11	<0.0054	<0.027
	Hexachlorobenzene	0.78	770	7.7	200	<0.25	<0.12	<0.64	<0.011	<0.23	<0.67	<0.13	<0.11	<1.1	<0.054	<0.27
	Hexachlorocyclopentadiene	NA	NA	NA	NA	<0.51	<0.23	<1.3	<0.022	<0.46	<0.067	<0.26	<0.22	<2.2	<0.11	<0.55
	Methoxychlor	NA	4,800	NA	1,200	<0.025	<0.012	<0.064	<0.0011	<0.023	<1.3	<0.013	<0.011	<0.11	<0.0054	<0.027
	Toxaphene	2.2	NA	14	NA	<0.58	<1.3	<3.2	<0.054	<1.1	<3.3	<0.64	<0.55	<5.5	<0.27	<1.4
Polychlorinated Biphenyls (PCBs) (8082)	Aroclor-1016	NA	NA	NA	NA	<0.58	<1.3	<3.2	<0.054	<1.1	<3.3	<0.64	<0.55	<5.5	<0.27	<1.4
	Aroclor-1221	NA	NA	NA	NA	<0.58	<1.3	<3.2	<0.054	<1.1	<3.3	<0.64	<0.55	<5.5	<0.27	<1.4
	Aroclor-1232	NA	NA	NA	NA	<0.58	<1.3	<3.2	<0.054	<1.1	<3.3	<0.64	<0.55	<5.5	<0.27	<1.4
	Aroclor-1242	NA	NA	NA	NA	<0.58	<1.3	<3.2	<0.054	<1.1	**33**	<0.64	<0.55	<5.5	<0.27	<1.4
	Aroclor-1248	NA	NA	NA	NA	<0.58	<1.3	<3.2	<0.054	<1.1	<3.3	<0.64	<0.55	<5.5	<0.27	<1.4
	Aroclor-1254	NA	NA	NA	NA	**0.67**	<1.3	<3.2	<0.054	<1.1	**17**	<0.64	**0.65**	<5.5	<0.27	**4.0**
	Aroclor-1260	NA	NA	NA	NA	<1.3	<1.3	**18**	<0.054	<1.1	<3.3	<0.64	<0.55	<5.5	<0.27	<1.4
	Total PCBs	0.94	NA	5.5	NA	**0.67**	<1.3	**18**	<0.054	<1.1	**51**	<0.64	**0.65**	<5.5	<0.27	**4.0**

Notes:
Screening levels are derived from the San Francisco Regional Water Quality Control Board January 2019 Revision 02 Environmental Screening Levels.
Detected concentrations are shown in **bold**.
"<" indicates the compound was not detected at a concentration at or greater than the laboratory reporting limit (RL).
Yellow shading indicates the detected concentration exceeds one or more regulatory limits.

Abbreviations:
mg/kg = milligrams per kilogram
NA= not avaliable or not applicable

TABLE 5
WATER SAMPLE RESULTS - METALS
1055 COMMERCIAL COURT, SAN JOSE, CALIFORNIA

Analytes		Screening Levels (µg/L)			Sample Analytical Results (µg/L)	
		MCL	Commercial/Industrial			
			Cancer Risk	Non-cancer Hazard	SSJ-01-20	SSJ-04-15
Inorganics (6010B/7470A)	Antimony	6.0	NA	NA	<30	<30
	Arsenic	10	NA	NA	**43**	**210**
	Barium	1,000	NA	NA	**1,400**	**12,000**
	Beryllium	4.0	NA	NA	<5.0	<5.0
	Cadmium	5.0	NA	NA	<5.0	**70**
	Chromium	50	NA	NA	**38**	**1,000**
	Cobalt	6.0	NA	NA	**12**	**260**
	Copper	1,000	NA	NA	**37**	**11,000**
	Lead	15	NA	NA	**12**	**3,300**
	Mercury	2.0	NA	0.38	<0.40	**7.5**
	Molybdenum	100	NA	NA	**27**	**160**
	Nickel	100	NA	NA	**81**	**2,500**
	Selenium	50	NA	NA	<30	<30
	Silver	100	NA	NA	<5.0	**15**
	Thallium	2.0	NA	NA	<30	<30
	Vanadium	NA	NA	NA	**28**	**340**
	Zinc	5,000	NA	NA	<50	**16,000**

Notes:

Screening levels are derived from the San Francisco Regional Water Quality Control Board January 2019 Revision 02 Environmental Screening Levels.
Detected concentrations are shown in **bold**.
"<" indicates the compound was not detected at a concentration at or greater than the laboratory reporting limit (RL).
Yellow shading indicates the detected concentration exceeds one or more regulatory limits.

Abbreviations:
µg/L = micrograms per liter
NA = not available or not applicable
MCL = maximum contaminant level

TABLE 6
WATER SAMPLE RESULTS - TOTAL PETROLEUM HYDROCARBONS AND VOLATILE ORGANIC COMPOUNDS
1055 COMMERCIAL COURT, SAN JOSE, CALIFORNIA

Analytes		Screening Levels (µg/L)			Sample Analytical Results (µg/L)	
		MCL	Commercial/Industrial			
			Cancer Risk	Non-cancer Hazard	SSJ-01-20	SSJ-04-15
Total Petroleum Hydrocarbons (TPHs) (8015B / 8015M)	Diesel C10-C28	200	NA	NA	**500**	**2,000**
	ORO C28-C44	NA	NA	NA	<300	<300
	TPH Gasoline	760	NA	NA	<100	**200**
Volatile Organic Compounds (VOCs) (8260B)	1,1,1,2-Tetrachloroethane	0.57	16	NA	<0.5	<0.5
	1,1,1-Trichloroethane	200	NA	6,300	<0.5	<0.5
	1,1,2,2-Tetrachloroethane	1.0	14	NA	<0.5	<0.5
	1,1,2-Trichloroethane	5.0	22	NA	<0.5	<0.5
	1,1-Dichloroethane	5.0	33	NA	<0.5	<0.5
	1,1-Dichloroethene	6.0	NA	280	<0.5	<0.5
	1,1-Dichloropropene	NA	5.0	NA	<0.5	<0.5
	1,2,3-Trichlorobenzene	NA	NA	NA	<0.5	<0.5
	1,2,3-Trichloropropane	0.0050	NA	94	<0.5	<0.5
	1,2,4-Trichlorobenzene	5.0	NA	150	<0.5	<0.5
	1,2,4-Trimethylbenzene	NA	NA	NA	<0.5	<0.5
	1,2-Dibromo-3-Chloropropane	0.20	0.34	150	<2	<2
	1,2-Dibromoethane	0.50	0.76	130	<0.5	<0.5
	1,2-Dichlorobenzene	100	NA	11,000	<0.5	<0.5
	1,2-Dichloroethane	0.5	10	640	<0.5	<0.5
	1,2-Dichloropropane	5.0	10	150	<0.5	<0.5
	1,3,5-Trimethylbenzene	NA	NA	NA	<0.5	<0.5
	1,3-Dichlorobenzene	600	NA	NA	<0.5	<0.5
	1,3-Dichloropropane	0.50	5.0	NA	<0.5	<0.5
	1,4-Dichlorobenzene	5.000	11	35,000	<0.5	**0.7**
	2,2-Dichloropropane	NA	NA	NA	<0.5	<0.5
	2-Butanone (Methyl ethyl ketone)	NA	NA	9,500,000	<5	<5
	2-Chlorotoluene	NA	NA	NA	<0.5	<0.5
	4-Chlorotoluene	NA	NA	NA	<0.5	<0.5
	4-Methyl-2-Pentanone	NA	NA	NA	<5	<5
	Acetone	14,000	NA	97,000,000	<12	<12
	Benzene	1.0	1.8	57	<0.5	<0.5
	Bromobenzene	NA	NA	NA	<1	<1

TABLE 6
WATER SAMPLE RESULTS - TOTAL PETROLEUM HYDROCARBONS AND VOLATILE ORGANIC COMPOUNDS
1055 COMMERCIAL COURT, SAN JOSE, CALIFORNIA

Analytes		Screening Levels (µg/L)			Sample Analytical Results (µg/L)	
		MCL	Commercial/Industrial			
			Cancer Risk	Non-cancer Hazard	SSJ-01-20	SSJ-04-15
Volatile Organic Compounds (VOCs) (8260B)	Bromochloromethane	NA	NA	NA	<0.5	<0.5
	Bromodichloromethane	80	3.8	NA	<0.5	<0.5
	Bromoform	80	510	NA	<1	<1
	Bromomethane	7.5	NA	73	<1	<1
	Carbon Tetrachloride	0.50	1.9	160	<0.5	<0.5
	Chlorobenzene	70	NA	1700	<0.5	**3.3**
	Chloroethane	21,000	NA	97,000	<0.5	<0.5
	Chloroform	80	3.6	2,900	<0.5	<0.5
	Chloromethane	190	NA	1,100	<0.5	<0.5
	cis-1,2-Dichloroethene	6.0	NA	210	<0.5	<0.5
	cis-1,3-Dichloropropene	NA	NA	NA	<0.5	<0.5
	Dibromochloromethane	80	NA	NA	<0.5	<0.5
	Dibromomethane	NA	NA	NA	<0.5	<0.5
	Ethyl tert-Butyl Ether (ETBE)	NA	NA	NA	<0.5	<0.5
	Ethylbenzene	30	15	14,000	<0.5	<0.5
	Freon 113	NA	NA	NA	<0.5	<0.5
	Freon 12	NA	NA	NA	<0.5	<0.5
	Hexachlorobutadiene	0.14	1.3	NA	<2	<2
	Isopropyl Ether (DIPE)	NA	NA	NA	<0.5	<0.5
	Isopropylbenzene	NA	NA	NA	<0.5	<0.5
	m,p-Xylenes	20	NA	1,600	<1	<1
	Methyl tert-Amyl Ether (TAME)	NA	NA	NA	<0.5	<0.5
	Methylene Chloride	5.0	94	13,000	<10	<10
	MTBE	5.0	2000	550,000	**6.5**	**1.1**
	Naphthalene	0.17	20	730	<2	<2
	n-Butylbenzene	NA	NA	NA	<0.5	<0.5
	o-Xylene	20	NA	1,600	<0.5	<0.5
	para-Isopropyl Toluene	NA	NA	NA	<0.5	<0.5
	Propylbenzene	NA	NA	NA	<0.5	<0.5
	sec-Butylbenzene	NA	NA	NA	<0.5	<0.5
	Styrene	10	NA	36,000	<0.5	<0.5

TABLE 6
WATER SAMPLE RESULTS - TOTAL PETROLEUM HYDROCARBONS AND VOLATILE ORGANIC COMPOUNDS
1055 COMMERCIAL COURT, SAN JOSE, CALIFORNIA

Analytes		Screening Levels (µg/L)			Sample Analytical Results (µg/L)	
		MCL	Commercial/Industrial			
			Cancer Risk	Non-cancer Hazard	SSJ-01-20	SSJ-04-15
Volatile Organic Compounds (VOCs) (8260B)	tert-Butyl Alcohol (TBA)	12	NA	NA	**8.6**	**7.2**
	tert-Butylbenzene	NA	NA	NA	<0.5	<0.5
	Tetrachloroethene	5.0	2.8	240	<0.5	<0.5
	Toluene	40	NA	4,900	<0.5	<0.5
	trans-1,2-Dichloroethene	10	NA	920	<0.5	<0.5
	trans-1,3-Dichloropropene	0.5	5	580	<0.5	<0.5
	Trichloroethene	5	7.5	22	<0.5	<0.5
	Trichlorofluoromethane	NA	NA	NA	<0.5	<0.5
	Vinyl Chloride	0.5	0.14	400	<0.5	<0.5

Notes:
Screening levels are derived from the San Francisco Regional Water Quality Control Board January 2019 Revision 02 Environmental Screening Levels.
Detected concentrations are shown in **bold**.
"<" indicates the compound was not detected at a concentration at or greater than the RL.
"--" Indicates that sample was not analyzed for this analyte.
Yellow shading indicates the detected concentration exceeds one or more regulatory limits.

Abbreviations:
µg/L = micrograms per liter
NA = not available or not applicable
MCL = maximum contaminant level

TABLE 7
WATER SAMPLE RESULTS - PESTICIDES AND POLYCHLORINATED BIPHENYLS
1055 COMMERCIAL COURT, SAN JOSE, CALIFORNIA

Analytes		Screening Levels (µg/L)			Sample Analytical Results (µg/L)	
		MCL	Commercial/Industrial			
			Cancer Risk	Non-cancer Hazard	SSJ-01-20	SSJ-04-15
Pesticides (8081)	4,4'-DDD	0.031	NA	NA	**0.021**	<0.050
	4,4'-DDE	0.046	74	NA	<0.010	<0.050
	4,4'-DDT	0.23	NA	NA	<0.010	<0.050
	Aldrin	0.00092	1.4	NA	<0.0050	<0.025
	alpha-BHC	NA	NA	NA	<0.010	<0.050
	alpha-Chlordane	0.10	18	1,500	<0.050	<0.25
	beta-BHC	NA	NA	NA	<0.0050	<0.025
	Chlordane (Technical)	0.10	18	1,500	<0.10	<0.50
	delta-BHC	NA	NA	NA	<0.0050	<0.025
	Dieldrin	0.00071	6.5	NA	<0.010	<0.050
	Endosulfan I	100	NA	NA	<0.020	<0.10
	Endosulfan II	100	NA	NA	<0.020	<0.10
	Endosulfan sulfate	NA	NA	NA	<0.050	<0.25
	Endrin	2.0	NA	NA	<0.010	< 0.050
	Endrin aldehyde	NA	NA	NA	<0.050	<0.25
	Endrin ketone	NA	NA	NA	<0.050	<0.25
	gamma-BHC	0.2	NA	NA	<0.020	<0.10
	gamma-Chlordane	0.10	18	1,500	<0.050	<0.25
	Heptachlor	0.010	0.79	NA	<0.010	<0.050
	Heptachlor epoxide	0.010	5.5	NA	<0.010	<0.050
	Hexachlorobenzene	1.0	0.34	NA	<0.50	<2.5
	Hexachlorocyclopentadiene	NA	NA	NA	<1.0	<5.0
	Methoxychlor	30	NA	NA	<0.10	<0.50
	Toxaphene	3.0	NA	NA	<0.50	<2.5

TABLE 7
WATER SAMPLE RESULTS - PESTICIDES AND POLYCHLORINATED BIPHENYLS
1055 COMMERCIAL COURT, SAN JOSE, CALIFORNIA

Analytes		Screening Levels (µg/L)			Sample Analytical Results (µg/L)	
		MCL	Commercial/Industrial			
			Cancer Risk	Non-cancer Hazard	SSJ-01-20	SSJ-04-15
Polychlorinated Biphenyls (PCBs) (8082)	Aroclor-1016	0.5	1.3	NA	<0.50	<2.5
	Aroclor-1221	0.5	1.3	NA	<0.50	<2.5
	Aroclor-1232	0.5	1.3	NA	<0.50	<2.5
	Aroclor-1242	0.5	1.3	NA	<0.50	<2.5
	Aroclor-1248	0.5	1.3	NA	<0.50	<2.5
	Aroclor-1254	0.5	1.3	NA	<0.50	<2.5
	Aroclor-1260	0.5	1.3	NA	<0.50	<2.5
	Total PCBs	0.5	1.3	NA	<0.50	<0.5

Notes:
Screening levels are derived from the San Francisco Regional Water Quality Control Board January 2019 Revision 02 Environmental Screening Levels.
Detected concentrations are shown in **bold**.
"<" indicates the compound was not detected at a concentration at or greater than the RL.

Abbreviations:
µg/L = micrograms per liter
NA = not available or not applicable
MCL = maximum contaminant level

ATTACHMENT A

Site Visit/Field Inspection Health & Safety Plan
Phase I & II ESAs
Schnitzer Pick n Pull
(March 29, 2022)

Project Details	
Project Number	486691
Project Manager/Phone No.	Agatha M. Kim (TRC) / 415-644-3054
Supervisor/Phone No.	

Site Details	
Site Name:	Schnitzer Pick-n-Pull
Address:	1055 Commercial Court, San Jose, CA 95112
Date of Visit:	Various
Brief Description of Site Activities and Potential Hazards:	Phase I & II Environmental Site Assessments (ESAs): property inspections, marking boring locations, soil and groundwater sampling with assistance of drill rig.

Client Contact:

Name	**Company**	**Phone No.**	**Email Address**
Brian McFadden	Schnitzer Pick-n-Pull	916-858-6557	bmcfadden@picknpull.com

Site Contacts:

Name	**Company**	**Phone No.**	**Email Address**
Max Igwe	Prologis	510-661-4083	migwe@prologis.com

Local Emergency Contacts:

Ambulance: Santa Clara County Ambulance / 408- 645-7345	**Fire Department:** San Jose Fire Department / 408-794-7000
Police: San Jose Police Department / 408-277-8900	**Other:** 911 for emergencies

In the event of an emergency:

- Stop work and notify emergency personnel, as required.
- Notify other personnel at the site.
- As soon as possible, contact the TRC Safety and Project Manager to inform them of the incident.
- Call WorkCare (888-449-7787)
- Prepare a summary report of the incident for the client representative as required.

Travel and Logistics Details

General travel to the Site: 1. Comply with all traffic laws and speed limit 2. Employ defensive driving	**Daily travel hotel to site:** 1. Comply with all traffic laws and speed limit 2. Employ defensive driving
Name and address of nearest hospital: Santa Clara Valley Medical Centre 761 E Santa Clara Street San Jose, CA 95112 **Phone:** (888) 334-1000	**Required site security procedures:** 1. Coordinate all site visits with the Client Contact and do not conduct site visits or inspections without a Client representative unless otherwise allowed by the Client. 2. Read, understand, and comply with the safety procedures presented in this HASP.

Personal Protective Equipment (verify with site contact):					
Place a check where applicable. If the site will provide indicate -SITE	Required	Recommended	**Place a check where applicable. If the site will provide indicate SITE**	Required	Recommended
Steel Toed Shoes	X		Gloves (specify type)		X (per job assignment)
Safety Glasses	X		Respirator (must be cleared for use)		
Coveralls		X	Long Sleeves		X
Hearing Protection		X	Insect Repellent		X
Hard Hat	X		Sun Screen		X
Fire Resistant Clothing (FRC)			Hi-Vis Vest	X	
Safety Goggles			Other (specify) Face Covering		X

Pre-Visit Planning	
TRC Representatives will generally be escorted by facility personnel and adhere to site-specific health and safety rules and procedures. The TRC Representative should seek to understand site-specific control measures and request additional information where potential concerns exist. TRC Representatives should never enter an area if the risks are believed to be unacceptable (e.g., uncontrolled chemical hazards).	
☒	Site-specific H&S requirements have been reviewed with the site contact.

Hazard Analysis		
☐	**Potential Hazard**	**General Control Measures**
☒	Vehicular Traffic	TRC personnel shall follow all applicable state and federal traffic laws while traveling to and from the site, and while working on the site. In particular the following laws should be followed: – speed limits, – parking restrictions, – use of wipers and lights during precipitation events, – no cell phone use, etc. Be aware of traffic patterns associated with local businesses near the work site. Allow traffic to enter and exit the businesses in such a manner to avoid creating traffic hazards, back-ups, delays, or potential accident situations. Practice defensive driving while in route to and from the site.
☒	Biological Exposure	Discuss with site contact and follow requirements for use of personal protective equipment. TRC auditors should not be handling materials with biological hazards. If the facility doesn't have adequate data to verify effectiveness of control measures, do not enter the area.
☐	Chemical Exposure	Discuss with site contact and follow requirements for use of personal protective equipment. TRC auditors should not be handling chemicals. If the facility doesn't have adequate data to verify effectiveness of control measures, do not enter the area.
☒	Cold Stress	Work will be primarily indoors. Work schedules may be modified when temperatures are below 20° F as measured by the wind chill factor. Take frequent breaks to warm up. Drink plenty of fluids. Wear appropriate clothing, and monitor for cold stress symptoms (frostbite, hypothermia, etc.).

☐	Elevated Work	Personnel should not enter any unguarded elevated (>4 feet) work surfaces. Caution should be taken on catwalks and ladders because of potential slippery conditions, or the potential for footwear to catch on the surfaces.
☒	Facility Equipment/Machinery	Be aware of active and moving client equipment on site.
☒	Heat Stress	Work will be primarily indoors. The work schedule may be modified if the ambient temperature is more than 80° F. Take breaks as necessary, and drink plenty of fluids. If necessary, wear sunscreen and sunglasses on bright days. Monitor site personnel for signs of heat stress symptoms (heat rash, heat cramps, heat exhaustion, or heat stroke).
☒	Insects (ticks, bees, spiders, etc.)	Site workers with known allergies to insect bites should carry their own medication. In case of emergencies, inform fellow workers of any severe allergies. Use insect repellant as necessary, and as specifically allowed on site. If possible, wear long-sleeved shirts and pants. If appropriate, check for ticks at the end of each day. Have other appropriate first aid supplies handy for bites.
☐	Ionizing Radiation	May be present in sealed sources. Be aware of hazard warning signs and designated areas.
☐	Ladders	Ladders should only be used if they are in good condition, conform to OSHA requirements, and if they will be used in an appropriate manner. Be especially cautious of slipping on ladders when the ladder or footwear is wet or dirty.
☐	Long Hours/Fatigue	Long work hours can lead to fatigue, and fatigue can lead to the physical inability to perform the work in a safe manner, or travel to, or from, a work site in a safe manner. If long work hours are scheduled, or if the scheduled work takes longer than planned, field staff should determine if fatigue is, or will be, an issue. Field staff should evaluate whether they are able to complete the work in a safe manner, or whether they are able to travel in a safe manner. If fatigue is an issue, appropriate breaks should be planned or taken, including overnight stays when necessary.
☒	Noise	Hearing protection must be worn when noise levels exceed 85 dBA in the work area. If you need to raise your voice to be heard at the work site, then hearing protection should be worn.
☒	Overhead Hazards	Pay attention to overhead equipment, piping, and structures. A hard hat must be worn at all times when overhead hazards are present on site.
☒	Poisonous Plants	Be able to identify any local poisonous plants and avoid them if possible, or wear protective clothing, including long pants, long-sleeved shirts, hats and gloves. When removing potentially exposed clothing or PPE, the clothing or PPE should be carefully and thoroughly washed or decontaminated. If exposed to plants, immediately cleanse the area with soap and water. If sign or symptoms appear use Zanfel or other treatments. 

☒	Sunburn	For extended periods of time outdoors on sunny days, sunglasses, long-sleeved shirts and long pants should be worn to help prevent sunburn and eye problems. Wear sunscreen as appropriate for the project.
☒	On-site Traffic (client, contractors, public, semi-trucks, forklifts, etc.)	Obey all posted speed limits. Park in designated areas only. Be aware of traffic patterns on site, and during access to the site. Pedestrians should use designated walkways, stay clear of powered industrial vehicles and avoid walking beneath any elevated work (e.g., crane lifts, overhead work).
☒	Other – Pandemic-Contagion Exposure	Comply with pandemic/contagion prevention protocols and PPE requirements current at the time the activities are scheduled.

I have reviewed the AWIA Compliance Project Site Specific Health & Safety Plan (HASP) dated March 29 2022, and agree to abide by the procedures and limitations specified herein. I also acknowledge that I have been given an opportunity to have my questions regarding the HASP and its requirements answered prior to performing field activities. Any health and safety training and medical surveillance requirements applicable to my field activities at this site are current and will not expire during on-site activities.

	Evanda Goad	**3/29/2022**
	Michael Patinkin	**3/29/2022**

Goad, Evanda

From: notification@usan.org
Sent: Thursday, April 14, 2022 1:26 PM
To: Goad, Evanda
Subject: [EXTERNAL] USAN EMLCFM 2022/04/14 #10673X X209800206-00X NORM RESP LREQ

This is an **EXTERNAL** email. Do not click links or open attachments unless you validate the sender and know the content is safe.

ALWAYS hover over the link to preview the actual URL/site and confirm its legitimacy.

```
EMLCFM 10673X USAN 04/14/22 13:25:52 X209800206-00X NEW NORM POLY LREQ

Ticket: X209800206 Rev: 00X Taken: 04/08/22 07:40 AM

State: CA  County: SANTA CLARA  Place: SAN JOSE
Address : 1055 COMMERCIAL CT

Utility    Description                    Response
COMNCA     COMCAST - NORTHERN CALIFORNIA  04/14/22 01:25 PM   001
           CLEAR - NO CONFLICT
CTYSJO     CITY OF SAN JOSE               04/11/22 06:28 AM   001
           CLEAR - NO CONFLICT
PACBEL     PACIFIC BELL                   04/14/22 01:22 PM   001
           CLEAR - NO CONFLICT
PGESJO     PGE DISTRIBUTION - SAN JOSE    04/08/22 01:01 PM   022
           NO DELINEATION - RESEND TICKET REQUESTED
SJOWT2     SAN JOSE WATER COMPANY -  2    04/11/22 09:05 AM   001
           CLEAR - NO CONFLICT
```

SUBMITTAL LETTER

To: TRC

APRIL 06, 2022

Re: GPRS FINDINGS REPORT

INDUSTRIAL PROPERTY, 1055 COMMERCIAL CT, SAN JOSE, CA

Thank you for the opportunity to serve you on your project. Please refer to the job summary report that is sent separately from this document for additional notes related to our site visit. Included with this submittal email, please find the document list below which includes a link to download your files from our database:

Document List:

COPIES	DATE	DESCRIPTION	LINK
1	04/06/2022	PDF Aerial Overlay - Open with PDF reader	PDF
1	04/06/2022	PDF Aerial Overlay with Icons - Open with PDF reader	PDF
1	04/06/2022	KMZ file - Open with Google Earth	KMZ
1	04/06/2022	SHP files - For use in CAD or GIS software	SHP

As an additional service, we also provide CAD drawings and can even use your existing drawings as background linework for our files. If you have already ordered CAD as a deliverable option, the CAD will be delivered as a separate submittal, typically in the next few days. If you would like CAD as a deliverable and have not yet requested it, please reach out to us to get a quote to have the service added to your job by replying to this email or giving me a call.

As a reminder, we do not provide surveying or engineering services at GPRS. The data provided is at mapping quality for general reference only. The GNSS/GPS locators that we utilize are certified for sub-meter accuracy and locations were attained by our project managers that are not surveying professionals. Some of the documents we provide with our deliverable have embedded location and elevation data that should be used at your own risk due to accuracy limitations listed above. If survey and design level accuracy is needed, you will need to hire a licensed surveyor in that state to pick up field markings to provide you with the desired data separate from GPRS. This letter is subject to our Terms and Conditions which are listed and incorporated by reference here: https://gp-radar.com/terms-conditions.

Please let me know if you have any questions, concerns, or additional requests. I look forward to working with you again soon.

Thank you!
Bryan Easton

CC: Docs@gprsinc.com
bryan.easton@gprsinc.com

ATTACHMENT B

TRC
255 California Street Suite 400
San Francisco, CA

SOIL BORING LOG

BOREHOLE NUMBER: **SSJ-01**	
PROJECT NUMBER / NAME: **486691 / Schnitzer San Jose**	LOCATION: **1055 Commercial Ct, San Jose, California**
APPROVED BY: **Laura Tait, PG**	
DRILLING CONTRACTOR / DRILLER: **Cascade Drilling, LP / Diego Amador**	LOGGED BY: **Michael Patinkin**
DRILLING EQUIPMENT / METHOD: **Truck-Mounted / Direct Push**	BIT SIZE / BIT TYPE: **4" / Cutting Shoe**
SAMPLING METHOD: **Acetate Liner**	START-FINISH DATE: **4/12/22 - 4/12/22**
ELEVATION OF: GROUND SURFACE (ft above MSL) (FT. ABOVE WGS84): **69.7**	GW SURFACE (ft above MSL): **56.9**
DATE OF GW MEASUREMENT: **4/12/22**	NORTHING/ EASTING: **4136541/ 598568**

Depth (feet)	Borehole Completion Details	Graphic Log	Visual Description	Depth (feet)	Remarks
			Gray well graded medium to coarse GRAVEL with silt (GW-GM); dry; loose		Sample SSJ-01-0.25 collected.
			Dark brown SILT (ML) with trace gravel; moist; dense.		
			Gray brown well graded fine to medium GRAVEL with silt and sand (GW-GM); dry; loose		
			Brown black lean CLAY (CL); moist; firm.		Sample SSJ-01-2.5 collected.
5				5	
			Woodchips.		Sample SSJ-01-5 collected.
			Black gray fat CLAY (CH); moist; soft; 3" of brick, glass, plastic debris @ 5.5 ft bgs; 3" of waxy, fibrous debris @ 6.25 ft bgs		
			Woodchips		
			Black gray fat CLAY (CH); moist; soft		
10	Neat Cement Grout			10	
			Brown black fat CLAY (CH); moist; soft		
			Black gray fat CLAY (CH); damp; firm		
			Gray fat CLAY (CH); moist; hard		
	GROUND WATER LEVEL 04/12/2022				
15				15	
			Black gray silty CLAY (CL-ML) with gravel; damp; loose		
			Gray tan brown well graded medium to coarse GRAVEL with silt (GW-GM); dry; loose.		
			Gray black poorly graded silty SAND (SM) with medium gravel; wet; loose.		
20				20	
			Bottom of borehole at 20 feet.		Sample SSJ-01-20 collected.

TRC
255 California Street Suite 400
San Francisco, CA

SOIL BORING LOG

BOREHOLE NUMBER: **SSJ-02**			
PROJECT NUMBER / NAME: **486691 / Schnitzer San Jose**	LOCATION: **1055 Commercial Ct, San Jose, California**		
APPROVED BY: **Laura Tait, PG**			
DRILLING CONTRACTOR / DRILLER: **Cascade Drilling, LP / Diego Amador**	LOGGED BY: **Michael Patinkin**		
DRILLING EQUIPMENT / METHOD: **Truck-Mounted / Direct Push**	BIT SIZE / BIT TYPE: **4" / Cutting Shoe**	SAMPLING METHOD: **Acetate Liner**	START-FINISH DATE: **4/12/22 - 4/12/22**
ELEVATION OF: GROUND SURFACE (ft above MSL) (FT. ABOVE WGS84): **74.6**	GW SURFACE (ft above MSL)	DATE OF GW MEASUREMENT	NORTHING/ EASTING: **2121074/ 598451**

Depth (feet)	Borehole Completion Details	Graphic Log	Visual Description	Depth (feet)	Remarks
			Gray brown poorly graded medium silty GRAVEL (GM); dry; loose.		
			Brown SILT (ML) with trace gravel; dry; medium dense.		Sample SSJ-02-0.25 collected.
					Sample SSJ-02-2.5 collected.
5				5	
			Brown clayey SILT (MH); damp; dense.		Sample SSJ-02-5 collected.
			Brown SILT (ML); damp; medium dense		
10				10	
			Brown fat CLAY (CH) with sand; moist; firm		
	Neat Cement Grout		Brown clayey SAND with silt (SC-SM); moist; dense		
15				15	
			Gray sandy CLAY (CL) with silt; wet; dense		
			Gray fat CLAY (CH); moist, firm		
20				20	
			Brown gray fat CLAY (CH); moist; firm. Groundwater not encountered.		
25				25	

Bottom of borehole at 25 feet.

TRC
255 California Street Suite 400
San Francisco, CA

SOIL BORING LOG

BOREHOLE NUMBER: **SSJ-03**			
PROJECT NUMBER / NAME: **486691 / Schnitzer San Jose**	LOCATION: **1055 Commercial Ct**		
APPROVED BY: **Laura Tait, PG**	**San Jose, California**		
DRILLING CONTRACTOR / DRILLER: **Cascade Drilling, LP / Diego Amador**	LOGGED BY: **Michael Patinkin**		
DRILLING EQUIPMENT / METHOD: **Truck-Mounted / Direct Push**	BIT SIZE / BIT TYPE: **4" / Cutting Shoe**	SAMPLING METHOD: **Acetate Liner**	START-FINISH DATE: **4/12/22 - 4/12/22**
ELEVATION OF: GROUND SURFACE (ft above MSL) (FT. ABOVE WGS84): **74.9**	GW SURFACE (ft above MSL)	DATE OF GW MEASUREMENT	NORTHING/ EASTING: **4136425/ 598433**

Depth (feet)	Borehole Completion Details	Graphic Log	Visual Description	Depth (feet)	Remarks
			Brown clayey SILT (ML); damp, firm.		Sample SSJ-03-0.25 collected.
	Neat Cement Grout		Dark brown silty CLAY (CL-ML); damp; firm.		Sample SSJ-03-2.5 collected.
			No recovery		Sample SSJ-03-4 collected.
5			Bottom of borehole at 5 feet.	5	

TRC
255 California Street Suite 400
San Francisco, CA

SOIL BORING LOG

BOREHOLE NUMBER: **SSJ-04**	
PROJECT NUMBER / NAME: **486691 / Schnitzer San Jose**	LOCATION: **1055 Commercial Ct, San Jose, California**
APPROVED BY: **Laura Tait, PG**	
DRILLING CONTRACTOR / DRILLER: **Cascade Drilling, LP / Diego Amador**	LOGGED BY: **Michael Patinkin**
DRILLING EQUIPMENT / METHOD: **Truck-Mounted / Direct Push**	BIT SIZE / BIT TYPE: **4" / Cutting Shoe**
SAMPLING METHOD: **Acetate Liner**	START-FINISH DATE: **4/12/22 - 4/12/22**
ELEVATION OF: (FT. ABOVE WGS84) GROUND SURFACE (ft above MSL): **73.3**	GW SURFACE (ft above MSL): **58.3**
DATE OF GW MEASUREMENT: **4/12/22**	NORTHING/ EASTING: **4136586/ 598458**

Depth (feet)	Borehole Completion Details	Graphic Log	Visual Description	Depth (feet)	Remarks
			Pale red well graded medium to coarse GRAVEL with silt (GW-GM); dry; loose		
			Crushed concrete		Sample SSJ-04-0.25 collected.
			Red gray well graded fine to coarse GRAVEL with silt (GW-GM) and crushed brick; dry; medium dense		
					Sample SSJ-04-2.5 collected.
5				5	
					Sample SSJ-04-5 collected.
10	Neat Cement Grout		Black lean CLAY (CL) with trace gravel; damp; hard	10	
15	GROUND WATER LEVEL 04/12/2022			15	
			Woodchips		Sample SSJ-04-15 collected.
			Black gray lean CLAY (CL); moist; soft		
			Woodchips		
			Black gray lean CLAY (CL); moist; soft		
			No recovery		
20				20	

Bottom of borehole at 20 feet.

TRC
255 California Street Suite 400
San Francisco, CA

SOIL BORING LOG

BOREHOLE NUMBER: **SSJ-05**	
PROJECT NUMBER / NAME: **486691 / Schnitzer San Jose**	LOCATION: **1055 Commercial Ct, San Jose, California**
APPROVED BY: **Laura Tait, PG**	
DRILLING CONTRACTOR / DRILLER: **Cascade Drilling, LP / Diego Amador**	LOGGED BY: **Michael Patinkin**
DRILLING EQUIPMENT / METHOD: **Truck-Mounted / Direct Push**	BIT SIZE / BIT TYPE: **4" / Cutting Shoe**
SAMPLING METHOD: **Acetate Liner**	START-FINISH DATE: **4/12/22 - 4/12/22**
ELEVATION OF: GROUND SURFACE (ft above MSL) (FT. ABOVE WGS84): **69.1**	GW SURFACE (ft above MSL) / DATE OF GW MEASUREMENT
NORTHING/ EASTING: **4136544/ 598513**	

Depth (feet)	Borehole Completion Details	Graphic Log	Visual Description	Depth (feet)	Remarks
			Gray poorly graded medium GRAVEL (GP); dry; loose		
			Gray gravely SILT (GP-GM); dry; firm		Sample SSJ-05-0.25 collected.
5			Red crushed rock	5	
			Brown silty CLAY (CL-ML); damp; soft		Sample SSJ-05-5 collected.
			Woodchips		
			Dark gray fat CLAY (CH); damp; soft		
10	Neat Cement Grout		Dark gray fat CLAY (CH); damp; soft to dense	10	
15			Dark gray fat CLAY (CH); damp; dense to firm	15	
			No recovery, groundwater not encountered		
20				20	

Bottom of borehole at 20 feet.

TRC
255 California Street Suite 400
San Francisco, CA

SOIL BORING LOG

BOREHOLE NUMBER				
SSJ-06				
PROJECT NUMBER / NAME		LOCATION		
486691 / Schnitzer San Jose		**1055 Commercial Ct**		
APPROVED BY		**San Jose, California**		
Laura Tait, PG				
DRILLING CONTRACTOR / DRILLER		LOGGED BY		
Cascade Drilling, LP / Diego Amador		**Michael Patinkin**		
DRILLING EQUIPMENT / METHOD	BIT SIZE / BIT TYPE	SAMPLING METHOD	START-FINISH DATE	
Truck-Mounted / Direct Push	**4" / Cutting Shoe**	**Acetate Liner**	**4/12/22 - 4/12/22**	

ELEVATION OF: GROUND SURFACE (ft above MSL) (FT. ABOVE WGS84)	GW SURFACE (ft above MSL)	DATE OF GW MEASUREMENT	NORTHING/ EASTING
71.2			**4136590/ 598505**



Depth (feet)	Visual Description	Depth (feet)	Remarks
	Gray poorly graded fine to medium GRAVEL (GP); dry; loose		
	Red gray brown well graded to fine to coarse GRAVEL (GW); dry; loose		Sample SSJ-06-0.25 collected.
			Sample SSJ-06-2.5 collected.
5	Black lean CLAY (CL); damp; firm	5	Sample SSJ-06-5 collected
	Black lean silty CLAY (CL-ML); moist; soft		
	Plastic, wood, metal debris		
10	Wood, wood pulp, woodchip debris	10	
	Bottom of borehole at 12 feet.		Refusal at 12'

TRC
255 California Street Suite 400
San Francisco, CA

SOIL BORING LOG

BOREHOLE NUMBER: **SSJ-07**			
PROJECT NUMBER / NAME: **486691 / Schnitzer San Jose**	LOCATION: **1055 Commercial Ct**		
APPROVED BY: **Laura Tait, PG**	**San Jose, California**		
DRILLING CONTRACTOR / DRILLER: **Cascade Drilling, LP / Diego Amador**	LOGGED BY: **Michael Patinkin**		
DRILLING EQUIPMENT / METHOD: **Truck-Mounted / Direct Push**	BIT SIZE / BIT TYPE: **4" / Cutting Shoe**	SAMPLING METHOD: **Acetate Liner**	START-FINISH DATE: **4/12/22 - 4/12/22**
ELEVATION OF: GROUND SURFACE (ft above MSL) (FT. ABOVE WGS84): **70.0**	GW SURFACE (ft above MSL)	DATE OF GW MEASUREMENT	NORTHING/ EASTING: **4136569/ 598540**

Depth (feet)	Borehole Completion Details	Graphic Log	Visual Description	Depth (feet)	Remarks
			Gray well graded fine to coarse GRAVEL (GW); dry; loose		
			Black silty CLAY (CL-ML); damp; firm		Sample SSJ-07-0.25 collected.
					Sample SSJ-07-2.5 collected.
5			Black gray tan well graded silty GRAVEL (GW); dry; loose	5	Sample SSJ-07-5 collected.
			Gray silty CLAY (CL); damp; dense		
10	Neat Cement Grout		Woodchips	10	
			Black silty clay (CL-ML); moist; soft to firm		
			Woodchips		
			Black silty clay (CL-ML); moist; soft to firm		
			Woodchips		
			Black silty clay (CL-ML); moist; soft to firm		
15				15	
			Woodpulp		
			No recovery		
20				20	

Bottom of borehole at 20 feet.

TRC
255 California Street Suite 400
San Francisco, CA

SOIL BORING LOG

BOREHOLE NUMBER **SSJ-08**			
PROJECT NUMBER / NAME **486691 / Schnitzer San Jose**	LOCATION **1055 Commercial Ct**		
APPROVED BY **Laura Tait, PG**	**San Jose, California**		
DRILLING CONTRACTOR / DRILLER **Cascade Drilling, LP / Diego Amador**	LOGGED BY **Michael Patinkin**		
DRILLING EQUIPMENT / METHOD **Truck-Mounted / Direct Push**	BIT SIZE / BIT TYPE **4" / Cutting Shoe**	SAMPLING METHOD **Acetate Liner**	START-FINISH DATE **4/12/22 - 4/12/22**
ELEVATION OF: GROUND SURFACE (ft above MSL) GW SURFACE (ft above MSL) DATE OF GW MEASUREMENT (FT. ABOVE WGS84) **75.4**			NORTHING/ EASTING **4136567/ 598429**

Depth (feet)	Borehole Completion Details	Graphic Log	Visual Description	Depth (feet)	Remarks
			Gray well graded fine to coarse silty GRAVEL (GM); dry; loose		Sample SSJ-08-0.25 collected.
			Red gray brown well graded fine to coarse GRAVEL (GW); dry; loose		Sample SSJ-08-1.5collected.
	Neat Cement Grout				
			No recovery		Sample SSJ-08-3.25 collected.
5			Bottom of borehole at 5 feet.	5	

TRC
255 California Street Suite 400
San Francisco, CA

SOIL BORING LOG

BOREHOLE NUMBER: **SSJ-09**			
PROJECT NUMBER / NAME: **486691 / Schnitzer San Jose**	LOCATION: **1055 Commercial Ct, San Jose, California**		
APPROVED BY: **Laura Tait, PG**			
DRILLING CONTRACTOR / DRILLER: **Cascade Drilling, LP / Diego Amador**	LOGGED BY: **Michael Patinkin**		
DRILLING EQUIPMENT / METHOD: **Truck-Mounted / Direct Push**	BIT SIZE / BIT TYPE: **4" / Cutting Shoe**	SAMPLING METHOD: **Acetate Liner**	START-FINISH DATE: **4/12/22 - 4/12/22**
ELEVATION OF: GROUND SURFACE (ft above MSL) **70.3** (FT. ABOVE WGS84)	GW SURFACE (ft above MSL)	DATE OF GW MEASUREMENT	NORTHING/ EASTING: **4136571/ 598482**

Depth (feet)	Borehole Completion Details	Graphic Log	Visual Description	Depth (feet)	Remarks
			Red gray brown well graded fine to coarse GRAVEL (GW); dry; loose.		Sample SSJ-09-0.25 collected.
	Neat Cement Grout		Brown gray black poorly graded medium silty GRAVEL (GM); damp; dense		Sample SSJ-09-2.5 collected.
			Brown black SILT (ML) with gravel; damp; firm.		
5			No recovery	5	Sample SSJ-09-5 collected.
			Bottom of borehole at 6 feet.		

TRC
255 California Street Suite 400
San Francisco, CA

SOIL BORING LOG

BOREHOLE NUMBER: **SSJ-10**			
PROJECT NUMBER / NAME: **486691 / Schnitzer San Jose**	LOCATION: **1055 Commercial Ct, San Jose, California**		
APPROVED BY: **Laura Tait, PG**			
DRILLING CONTRACTOR / DRILLER: **Cascade Drilling, LP / Diego Amador**	LOGGED BY: **Michael Patinkin**		
DRILLING EQUIPMENT / METHOD: **Truck-Mounted / Direct Push**	BIT SIZE / BIT TYPE: **4" / Cutting Shoe**	SAMPLING METHOD: **Acetate Liner**	START-FINISH DATE: **4/12/22 - 4/12/22**
ELEVATION OF: GROUND SURFACE (ft above MSL) (FT. ABOVE WGS84): **69.9**	GW SURFACE (ft above MSL)	DATE OF GW MEASUREMENT	NORTHING/ EASTING: **4136500/ 598470**

Depth (feet)	Borehole Completion Details	Graphic Log	Visual Description	Depth (feet)	Remarks
			Gray tan well graded fine to coarse GRAVEL (GW); dry; loose		Sample SSJ-10-0.25 collected.
			Dark brown lean CLAY (CL); damp; firm		
			Dark brown organic SILT (OL); moist; soft		
			Dark brown black silty CLAY (CL-ML); damp; firm		Sample SSJ-10-2.5 collected.
	Neat Cement Grout				
5			No recovery	5	Sample SSJ-10-5 collected.
			Bottom of borehole at 7 feet.		

TRC
255 California Street Suite 400
San Francisco, CA

SOIL BORING LOG

BOREHOLE NUMBER			
SSJ-11			
PROJECT NUMBER / NAME		LOCATION	
486691 / Schnitzer San Jose		1055 Commercial Ct	
APPROVED BY		San Jose, California	
Laura Tait, PG			
DRILLING CONTRACTOR / DRILLER		LOGGED BY	
Cascade Drilling, LP / Diego Amador		Michael Patinkin	
DRILLING EQUIPMENT / METHOD	BIT SIZE / BIT TYPE	SAMPLING METHOD	START-FINISH DATE
Truck-Mounted / Direct Push	4" / Cutting Shoe	Acetate Liner	4/12/22 - 4/12/22

ELEVATION OF: GROUND SURFACE (ft above MSL)	GW SURFACE (ft above MSL)	DATE OF GW MEASUREMENT	NORTHING/ EASTING
(FT. ABOVE WGS84) 70.2			4136533/ 598448

Depth (feet)	Borehole Completion Details	Graphic Log	Visual Description	Depth (feet)	Remarks
			Gray tan well graded fine to coarse GRAVEL (GW); dry; loose		Sample SSJ-11-0.25 collected.
			Dark brown black silty CLAY (CL-ML); damp; medium dense to firm		Sample SSJ-11-2.5 collected.
	Neat Cement Grout				
5			No recovery	5	Sample SSJ-11-5 collected.
			Bottom of borehole at 7 feet.		

TRC
255 California Street Suite 400
San Francisco, CA

SOIL BORING LOG

BOREHOLE NUMBER: **SSJ-12**			
PROJECT NUMBER / NAME: **486691 / Schnitzer San Jose**	LOCATION: **1055 Commercial Ct**		
APPROVED BY: **Laura Tait, PG**	**San Jose, California**		
DRILLING CONTRACTOR / DRILLER: **Cascade Drilling, LP / Diego Amador**	LOGGED BY: **Michael Patinkin**		
DRILLING EQUIPMENT / METHOD: **Truck-Mounted / Direct Push**	BIT SIZE / BIT TYPE: **4" / Cutting Shoe**	SAMPLING METHOD: **Acetate Liner**	START-FINISH DATE: **4/12/22 - 4/12/22**
ELEVATION OF: GROUND SURFACE (ft above MSL) GW SURFACE (ft above MSL) DATE OF GW MEASUREMENT (FT. ABOVE WGS84): **70.4**			NORTHING/ EASTING: **4136538/ 598488**

Depth (feet)	Borehole Completion Details	Graphic Log	Visual Description	Depth (feet)	Remarks
			Gray tan brown well graded fine to coarse GRAVEL (GW); dry; loose		. Sample SSJ-12-0.25 collected.
			Black lean CLAY (CL); damp; hard		Sample SSJ-12-2.5 collected.
	Neat Cement Grout		Gray SILT (ML) with crushed brick and woodchips		
			Black lean CLAY (CL); damp; hard		
5			No recovery	5	Sample SSJ-12-5 collected.
			Bottom of borehole at 7 feet.		

ATTACHMENT C

Enthalpy Analytical
931 West Barkley Ave
Orange, CA 92868
(714) 771-6900

enthalpy.com

Lab Job Number: 461330
Report Level: II
Report Date: 04/25/2022

Analytical Report *prepared for:*

Agatha Kim
TRC Solutions, Inc.
505 Sansome Street
Suite 1600
San Francisco, CA 94111

Project: 486691 - Schnitzer Steel San Jose

Authorized for release by:

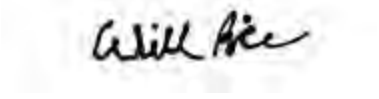

Will Rice, Project Manager
(510) 204-2221 Ext 13102
will.rice@enthalpy.com

This data package has been reviewed for technical correctness and completeness. Release of this data has been authorized by the Laboratory Manager or the Manager's designee, as verified by the above signature which applies to this PDF file as well as any associated electronic data deliverable files. The results contained in this report meet all requirements of NELAP and pertain only to those samples which were submitted for analysis. This report may be reproduced only in its entirety.

CA ELAP# 1338, NELAP# 4038, SCAQMD LAP# 18LA0518, LACSD ID# 10105

ENTHALPY ANALYTICAL

Sample Summary

Agatha Kim
TRC Solutions, Inc.
505 Sansome Street
Suite 1600
San Francisco, CA 94111

Lab Job #: 461330
Project No: 486691
Location: Schnitzer Steel San Jose
Date Received: 04/13/22

Sample ID	Lab ID	Collected	Matrix
SSJ-01-0.25	461330-001	04/12/22 09:30	Soil
SSJ-01-2.5	461330-002	04/12/22 09:35	Soil
SSJ-01-5	461330-003	04/12/22 09:45	Soil
SSJ-02-0.25	461330-004	04/12/22 10:40	Soil
SSJ-02-2.5	461330-005	04/12/22 10:45	Soil
SSJ-02-5	461330-006	04/12/22 10:55	Soil
SSJ-03-0.25	461330-007	04/12/22 11:05	Soil
SSJ-03-2.5	461330-008	04/12/22 11:10	Soil
SSJ-03-4	461330-009	04/12/22 11:15	Soil
SSJ-04-0.25	461330-010	04/12/22 12:10	Soil
SSJ-01-20	461330-011	04/12/22 09:45	Water
SSJ-04-15	461330-012	04/12/22 12:30	Water
SSJ-04-2.5	461330-013	04/12/22 12:10	Soil
SSJ-04-5	461330-014	04/12/22 12:15	Soil
SSJ-05-0.25	461330-015	04/12/22 13:50	Soil
SSJ-05-5	461330-016	04/12/22 13:55	Soil
SSJ-06-0.25	461330-017	04/12/22 14:15	Soil
SSJ-06-2.5	461330-018	04/12/22 14:20	Soil
SSJ-06-5	461330-019	04/12/22 14:25	Soil
SSJ-07-0.25	461330-020	04/12/22 14:45	Soil
SSJ-07-2.5	461330-021	04/12/22 14:50	Soil
SSJ-07-5	461330-022	04/12/22 14:55	Soil
SSJ-08-0.25	461330-023	04/12/22 15:19	Soil
SSJ-08-3.25	461330-024	04/12/22 15:30	Soil
SSJ-09-0.25	461330-025	04/12/22 15:50	Soil
SSJ-09-2.5	461330-026	04/12/22 15:55	Soil

ENTHALPY ANALYTICAL

Sample Summary

Agatha Kim
TRC Solutions, Inc.
505 Sansome Street
Suite 1600
San Francisco, CA 94111

Lab Job #: 461330
Project No: 486691
Location: Schnitzer Steel San Jose
Date Received: 04/13/22

Sample ID	Lab ID	Collected	Matrix
SSJ-09-5	461330-027	04/12/22 16:00	Soil
SSJ-DUP-1	461330-028	04/12/22 15:55	Soil
SSJ-10-0.25	461330-029	04/12/22 16:10	Soil
SSJ-10-2.5	461330-030	04/12/22 16:15	Soil
SSJ-10-5	461330-031	04/12/22 16:20	Soil
SSJ-DUP-2	461330-032	04/12/22 16:15	Soil
SSJ-11-0.25	461330-033	04/12/22 16:20	Soil
SSJ-11-2.5	461330-034	04/12/22 16:25	Soil
SSJ-11-5	461330-035	04/12/22 16:30	Soil
SSJ-DUP-3	461330-036	04/12/22 16:30	Soil
SSJ-12-0.25	461330-037	04/12/22 16:35	Soil
SSJ-12-2.5	461330-038	04/12/22 16:40	Soil
SSJ-12-5	461330-039	04/12/22 16:45	Soil
SSJ-DUP-4	461330-040	04/12/22 16:35	Soil
SSJ-RB-1	461330-041	04/12/22 17:00	Water
SSJ-08-1.5	461330-042	04/12/22 15:25	Soil

ENTHALPY ANALYTICAL

Chain of Custody Record

Lab No: 461830

Page: 1 of 5

Turn Around Time (rush by advanced notice only)

Standard:		5 Day:		3 Day:	
2 Day:	✓	1 Day:		Custom TAT:	

Enthalpy Analytical - Berkeley

2323 5th Street, Berkeley, CA 94710

Phone 510-486-0900

Matrix: A = Air S = Soil/Solid W = Water DW = Drinking Wate SD = Sediment PP = Pure Product SEA = Sea Water SW = Swab T = Tissue WP = Wipe O = Other

Preservatives: 1 = $Na_2S_2O_3$ 2 = HCl 3 = HNO_3 4 = H_2SO_4 5 = NaOH 6 = Other

Sample Receipt Temp: (lab use only)

CUSTOMER INFORMATION		PROJECT INFORMATION	
Company:	TRC	Name:	Schnitzer Steel San Jose
Report To:	Agatha Kim	Number:	486691
Email:	AMKIM@TRCCOMPANIES.COM	P.O. #:	
Address:	255 CALIFORNIA ST, FL 400	Address:	1055 Commercial Ct.
	SAN FRANCISCO, CA 94111		San Jose, CA
Phone:	(415) 471-7843	Global ID:	
		Sampled By:	MICHAEL PATINKIN

	Sample ID	Sampling Date	Sampling Time	Matrix	Container No. / Size	Pres.	VOCs	GRO/MO	T22	SVOC	PCBs	8081	Moisture	PFAS - HOLD			Test Instructions / Comments
1	SSJ-01-0.25	4/12/22	0930	Soil	1/8oz	NONE	X	X	X	X	X	X	X	X			HOLD PFAS ON ALL SAMPLES
2	SSJ-01-2.5	4/12/22	0935	Soil	1/8oz												
3	SSJ-01-5	4/12/22	0945	Soil	1/8oz												
4	SSJ-02-0.25	4/12/22	1040	Soil	1/8oz												
5	SSJ-02-2.5	4/12/22	1045	Soil	1/8oz												
6	SSJ-02-5	4/12/22	1055	Soil	1/8oz												
7	SSJ-03-0.25	4/12/22	1105	Soil	1/8oz												
8	SSJ-03-2.5	4/12/22	1110	Soil	1/8oz												
9	SSJ-03-4	4/12/22	1115	Soil	1/8oz												
10	SSJ-04-0.25	4/12/22	1210	Soil	1/8oz	↓	↓	↓	↓	↓	↓	↓	↓	↓			

	Signature	Print Name	Company / Title	Date / Time
1 Relinquished By:		MICHAEL PATINKIN	TRC / PROJECT ENGINEER	04/13/22 1200
1 Received By:		Miguel Gamboa	EA	4/13/22 1200
2 Relinquished By:		Lisa Fong	EA	4/13/22 1745
2 Received By:		FEDEX	EA	4/14/22 0930
3 Relinquished By:				
3 Received By:				

4 of 56

ENTHALPY ANALYTICAL

Chain of Custody Record

Lab No: 461330

Page: 2 of 5

Turn Around Time (rush by advanced notice only)

Standard:		5 Day:		3 Day:	
2 Day:	✓	1 Day:		Custom TAT:	

Enthalpy Analytical - Berkeley
2323 5th Street, Berkeley, CA 94710
Phone 510-486-0900

Matrix: A = Air S = Soil/Solid W = Water DW = Drinking Wate SD = Sediment PP = Pure Product SEA = Sea Water SW = Swab T = Tissue WP = Wipe O = Other

Preservatives: 1 = $Na_2S_2O_3$ 2 = HCl 3 = HNO_3 4 = H_2SO_4 5 = NaOH 6 = Other

Sample Receipt Temp: (lab use only)

CUSTOMER INFORMATION		PROJECT INFORMATION	
Company:	TRC	Name:	Schnitzer Steel San Jose
Report To:	Agatha Kim	Number:	486691
Email:	AMKIM@TRCCOMPANIES.COM	P.O. #:	
Address:	255 CALIFORNIA ST, #400	Address:	1055 Commercial St
			San Jose, CA
Phone:	SAN FRANCISCO, CA 9411	Global ID:	
	(415) 471-7843	Sampled By:	MICHAEL PATINKIN

Analysis Request

	Sample ID	Sampling Date	Sampling Time	Matrix	Container No. / Size	Pres.	VOCs	TPH-g	T22	TPH-D/MO	PCBs	8081	PFAS - Hold	SVOC	Moisture	G/D/MO	Test Instructions / Comments
1	SSJ-01-20	4/12/22	0945	GW	8 varies	HNO3 HCl	X	X	X	X	X	X					HOLD PFAS (ALL SAMPLES)
2	SSJ-04-15	4/12/22	1230	GW	8 varies	HNO3 HCl	X	X	X	X	X	X		X			No SVOCs HOLD PFAS (ALL SAMPLES)
3	SSJ-04-2.5	4/12/22	1210	Soil	1 / 8oz	—	X		X		X	X	X	X	X	X	
4	SSJ-04-5	4/12/22	1215	Soil	1 / 8oz	—	X		X		X	X	X	X	X	X	
5	SSJ-05-0.25	4/12/22	1:50	Soil	1 / 8oz	—	X		X		X	X	X	X	X	X	
6	SSJ-05-~~8~~ (5) 4	4/12/22	1:55	Soil	1 / 8oz	—	X		X		X	X	X	X	X	X	
7	SSJ-06-0.25	4/12/22	2:15	Soil	1 / 8oz	—	X		X		X	X	X	X	X	X	
8	SSJ-06-2.5	4/12/22	2:20	Soil	1 / 8oz	—	X		X		X	X	X	X	X	X	
9	SSJ-06-5	4/12/22	2:25	Soil	1 / 8oz	—	X		X		X	X	X	X	X	X	
10	SSJ-07-0.25	4/12/22	1445 ~~15:45~~ EA 1445	Soil	1 / 8oz	—	X		X		X	X	X	X	X	X	

	Signature	Print Name	Company / Title	Date / Time
1 Relinquished By:	[signature]	MICHAEL PATINKIN	TRC / PROJECT ENGINEER	04/13/22 1200
1 Received By:	[signature]	Miguel Gamboa	EA	4/13/22 1200
2 Relinquished By:	[signature]	Lisa Fong	EA	4/13/22 1745
2 Received By:		[signature]	EA	4/14/22 0930
3 Relinquished By:				
3 Received By:				

ENTHALPY ANALYTICAL

Chain of Custody Record

Lab No: 461330

Page: 3 of 5

Turn Around Time (rush by advanced notice only)

Standard:		5 Day:		3 Day:	
2 Day:	✓	1 Day:		Custom TAT:	

Enthalpy Analytical - Berkeley
2323 5th Street, Berkeley, CA 94710
Phone 510-486-0900

Matrix: A = Air S = Soil/Solid W = Water DW = Drinking Wate SD = Sediment PP = Pure Product SEA = Sea Water SW = Swab T = Tissue WP = Wipe O = Other

Preservatives: 1 = $Na_2S_2O_3$ 2 = HCl 3 = HNO_3 4 = H_2SO_4 5 = NaOH 6 = Other

Sample Receipt Temp: (lab use only)

CUSTOMER INFORMATION		PROJECT INFORMATION	
Company:	TRC	Name:	SCHNITZER SAN JOSE
Report To:	AGATHA KIM	Number:	486691
Email:	AMKIM@TRCOMPANIES.COM	P.O. #:	
Address:	~~AR~~ 255 CALIFORNIA ST, 17400	Address:	1055 COMMERCIAL CT
	SAN FRANCISCO, CA 94111		SAN JOSE, CA
Phone:	(415) 471-7843	Global ID:	
		Sampled By:	MICHAEL PATINKIN

Analysis Request

	Sample ID	Sampling Date	Sampling Time	Matrix	Container No. / Size	Pres.	VOCs	G/D/MO	T22	SVOC	PCBs	8081	MOISTURE	PFAS-HOLD			Test Instructions / Comments
																	HOLD PFAS ON ALL SAMPLES
1	SSJ-07-2.5	04/12/22	1450	SOIL	1/8oz	NONE	X	X	X	X	X	X	X	X			
2	SSJ-07-5	04/12/22	1455	↓	↓	↓	↓	↓	↓	↓	↓	↓	↓	↓			
3	SSJ-08-0.25	04/12/22	1519	↓	↓	↓	↓	↓	↓	↓	↓	↓	↓	↓			
4	SSJ-08-3.25	04/12/22	~~1525~~ 1530	↓	↓	↓	↓	↓	↓	↓	↓	↓	↓	↓			
5	SSJ-09-0.25	04/12/22	~~1530~~ 1550	↓	↓	↓	↓	↓	↓	↓	↓	↓	↓	↓			
6	SSJ-09-2.5	04/12/22	~~1550~~ 1555	↓	↓	↓	↓	↓	↓	↓	↓	↓	↓	↓			
7	SSJ-09-5	04/12/22	~~1555~~ 1600	↓	↓	↓	↓	↓	↓	↓	↓	↓	↓	↓			
8	SSJ-DUP-1	04/12/22	~~1600~~ 1555	↓	↓	↓	↓	↓	↓	↓	↓	↓	↓	↓			
9	SSJ-10-0.25	04/12/22	~~1555~~ 1610	↓	↓	↓	↓	↓	↓	↓	↓	↓	↓	↓			
10	SSJ-10-2.5	04/12/22	~~1610~~ 1615	↓	↓	↓	↓	↓	↓	↓	↓	↓	↓	↓			

	Signature	Print Name	Company / Title	Date / Time
1 Relinquished By:	[signature]	MICHAEL PATINKIN	TRC / PROJECT ENGINEER	04/13/22 1200
1 Received By:	[signature]	Miguel Gamboa	EA	4/13/22 1200
2 Relinquished By:	[signature]	Lisa Fong	EA	4/13/22 1745
2 Received By:	[signature]	[illegible]	EA	4/14/22 0930
3 Relinquished By:				
3 Received By:				

ENTHALPY ANALYTICAL

Chain of Custody Record

Lab No: 461330

Page: 4 of 5

Turn Around Time (rush by advanced notice only)

Standard:		5 Day:		3 Day:	
2 Day:	✓	1 Day:		Custom TAT:	

Enthalpy Analytical - Berkeley

2323 5th Street, Berkeley, CA 94710

Phone 510-486-0900

Matrix: A = Air S = Soil/Solid W = Water DW = Drinking Wate SD = Sediment PP = Pure Product SEA = Sea Water SW = Swab T = Tissue WP = Wipe O = Other

Preservatives: 1 = $Na_2S_2O_3$ 2 = HCl 3 = HNO_3 4 = H_2SO_4 5 = NaOH 6 = Other

Sample Receipt Temp: (lab use only)

CUSTOMER INFORMATION		PROJECT INFORMATION	
Company:	TRC	Name:	SCHNITZER SAN JOSE
Report To:	AGATHA KIM	Number:	486691
Email:	AMKIM@TRCCOMPANIES.COM	P.O. #:	
Address:	255 CALIFORNIA ST #400	Address:	1655 COMMERCIAL CT
	SAN FRANCISCO, CA 94111		SAN JOSE, CA
Phone:	(415) 471-7343	Global ID:	
		Sampled By:	MICHAEL PATINKIN

	Sample ID	Sampling Date	Sampling Time	Matrix	Container No. / Size	Pres.	VOCs	G/D/MO	TPH	SVOC	PCBs	8081	MOISTURE	PFAS - HOLD	Test Instructions / Comments
1	SSJ-10-5	4/12/22	1620	SOIL	1/8oz	NONE	X	X	X	X	X	X	X	X	HOLD PFAS ON ALL SAMPLES
2	SSJ-DUP-2	4/12/22	1615	↓	↓	↓	↓	↓	↓	↓	↓	↓	↓	↓	
3	SSJ-11-0.25	4/12/22	1620												
4	SSJ-11-2.5	4/12/22	1625												
5	SSJ-11-5	4/12/22	1630												
6	SSJ-DUP-3	4/12/22	1630												
7	SSJ-12-0.25	4/12/22	1635												
8	SSJ-12-2.5	4/12/22	1640												
9	SSJ-12-5	4/12/22	1645												
10	SSJ-DUP-4	4/12/22	1635	↓	↓	↓	↓	↓	↓	↓	↓	↓	↓	↓	

	Signature	Print Name	Company / Title	Date / Time
[1] Relinquished By:		MICHAEL PATINKIN	TRC / PROJECT ENGINEER	04/13/22 1200
[1] Received By:		Miguel Gamboa	EA	4/13/22 1200
[2] Relinquished By:		LISA FONG	EA	4/13/22 1745
[2] Received By:		FEDEX	EA	4/14/22 0930
[3] Relinquished By:				
[3] Received By:				

ENTHALPY ANALYTICAL

Chain of Custody Record

Lab No: 461330

Page: 5 of 5

Turn Around Time (rush by advanced notice only)

Standard:		5 Day:		3 Day:	
2 Day:	✓	1 Day:		Custom TAT:	

Enthalpy Analytical - Berkeley

2323 5th Street, Berkeley, CA 94710

Phone 510-486-0900

Matrix: A = Air S = Soil/Solid W = Water DW = Drinking Wate SD = Sediment PP = Pure Product SEA = Sea Water SW = Swab T = Tissue WP = Wipe O = Other

Preservatives: 1 = $Na_2S_2O_3$ 2 = HCl 3 = HNO_3 4 = H_2SO_4 5 = NaOH 6 = Other

Sample Receipt Temp: (lab use only)

CUSTOMER INFORMATION		PROJECT INFORMATION	
Company:	TRC	Name:	SCHNITZER SAN JOSE
Report To:	AGATHA KIM	Number:	486691
Email:	AMKIM@TRCCOMPANIES.COM	P.O. #:	
Address:	255 CALIFORNIA ST #400	Address:	1055 COMMERCIAL CT
	SAN FRANCISCO, CA 94111		SAN JOSE, CA
Phone:	(415) 471-7843	Global ID:	
		Sampled By:	MICHAEL PATINKIN

Analysis Request

	Sample ID	Sampling Date	Sampling Time	Matrix	Container No. / Size	Pres.	VOCs	TPH-g/D/MO	TZ2	SVOC	PCBs	8081	MOISTURE	PFAS-HOLD			Test Instructions / Comments
																	HOLD PFAS ON ALL SAMPLES
1	SSJ-RB-1	4/12/22	1700	W	~~1/8OZ~~ VARIOUS	NONE	X	X	X								
2	SSJ-08-1.5	4/12/22	1525	SOIL	1/8OZ	VARIOUS	X	X	X	X	X	X	X	X			
3																	
4																	
5																	
6																	
7																	
8																	
9																	
10																	

	Signature	Print Name	Company / Title	Date / Time
1 Relinquished By:	[signature]	MICHAEL PATINKIN	TRC / PROJECT ENGINEER	04/13/22 1200
1 Received By:	[signature]	Miguel Gamboa	EA	4/13/22 1200
2 Relinquished By:	[signature]	Liba Fong	EA	4/13/22 1745
2 Received By:	[signature]	FROCUNA	EA	4/14/22 0930
3 Relinquished By:				
3 Received By:				

SAMPLE RECEIPT CHECKLIST

Section 1: Login # 461330 Client: TRC

Date Received: 4/13/22 Project: _____

ENTHALPY ANALYTICAL

Section 2: Shipping info (if applicable) _____

Are custody seals present? ☒ No, or ☐ Yes. If yes, where? ☐ on cooler, ☐ on samples, ☐ on package

☐ Date: _____ How many _____ ☐ Signature, ☐ Initials, ☐ None

Were custody seals intact upon arrival? ☐ Yes ☐ No ☐ N/A

Samples received in a cooler? ☒ Yes, how many? 2 ☐ No **(skip Section 3 below)**

If no cooler Sample Temp (°C): _____ using IR Gun # ☐ B, or ☐ C

☐ Samples received on ice directly from the field. Cooling process had begun

If in cooler: Date Opened 4/13/22 By (print) Mte (sign) _____

Section 3: ***Important*: Notify PM if temperature exceeds 6°C or arrive frozen.**

Packing in cooler: (if other, describe) _____

☐ Bubble Wrap, ☐ Foam blocks, ☐ Bags, ☐ None, ☐ Cloth material, ☐ Cardboard, ☐ Styrofoam, ☐ Paper towels

☐ Samples received on ice directly from the field. Cooling process had begun

Type of ice used : ☒ Wet, ☐ Blue/Gel, ☐ None Temperature blank(s) included? ☐ Yes, ☐ No

Temperature measured using ☐ Thermometer ID: _____, or IR Gun # ☒ B ☐ C

Cooler Temp (°C): #1: 3.7, #2: 3.5, #3: _____, #4: _____, #5: _____, #6: _____, #7: _____

Section 4:	YES	NO	N/A
Were custody papers dry, filled out properly, and the project identifiable	✓		
Were Method 5035 sampling containers present?		✓	
If YES, what time were they transferred to freezer? _____			
Did all bottles arrive unbroken/unopened?	✓		
Are there any missing / extra samples?		✓	
Are samples in the appropriate containers for indicated tests?	✓		
Are sample labels present, in good condition and complete?	✓		
Does the container count match the COC?	✓		
Do the sample labels agree with custody papers?		✓	
Was sufficient amount of sample sent for tests requested?	✓		
Did you change the hold time in LIMS for unpreserved VOAs?			✓
Did you change the hold time in LIMS for preserved terracores?			✓
Are bubbles > 6mm present in VOA samples?			
Was the client contacted concerning this sample delivery?			
If YES, who was called? _____ By _____ Date: _____			

Section 5:	YES	NO	N/A
Are the samples appropriately preserved? (if N/A, skip the rest of section 5)			
Did you check preservatives for all bottles for each sample?			
Did you document your preservative check?			

pH strip lot# _____, pH strip lot# _____, pH strip lot# _____

Preservative added:

☐ H2SO4 lot# _____ added to samples _____ on/at _____

☐ HCL lot# _____ added to samples _____ on/at _____

☐ HNO3 lot# _____ added to samples _____ on/at _____

☐ NaOH lot# _____ added to samples _____ on/at _____

Section 6:

Explanations/Comments: Times on samples 006 and 010 do not match COC.

Date Logged in 4/13/22 **By (print)** Mte **(sign)** _____

Date Labeled 4/13/22 **By (print)** MH **(sign)** _____

ENTHALPY ANALYTICAL

SAMPLE ACCEPTANCE CHECKLIST

Section 1

Client: TRC Solutions, Inc. Project: Schnitzer Steel San Jose

Date Received: 4/14/22 Sampler's Name Present: ☑ Yes ☐ No

Section 2

Sample(s) received in a cooler? ☑ Yes, How many? 4 ☐ No (skip section 2) Sample Temp (°C) (No Cooler): _____

Sample Temp (°C), One from each cooler: #1: 4.1 #2: 3.7 #3: 5.8 #4: 4.8

(Acceptance range is < 6°C but not frozen (for Microbiology samples, acceptance range is < 10°C but not frozen). It is acceptable for samples collected the same day as sample receipt to have a higher temperature as long as there is evidence that cooling has begun.)

Shipping Information: Greyhound

Section 3

Was the cooler packed with: ☑ Ice ☑ Ice Packs ☐ Bubble Wrap ☐ Styrofoam ☐ Paper ☐ None ☐ Other _____

Cooler Temp (°C): #1: 2.1 #2: 2.0 #3: 3.5 #4: 2.0

Section 4	YES	NO	N/A
Was a COC received?	✔		
Are sample IDs present?	✔		
Are sampling dates & times present?	✔		
Is a relinquished signature present?	✔		
Are the tests required clearly indicated on the COC?	✔		
Are custody seals present?		✔	
If custody seals are present, were they intact?			✔
Are all samples sealed in plastic bags? (Recommended for Microbiology samples)			✔
Did all samples arrive intact? If no, indicate in Section 4 below.	✔		
Did all bottle labels agree with COC? (ID, dates and times)	✔		
Were the samples collected in the correct containers for the required tests?	✔		
Are the containers labeled with the correct preservatives?	✔		
Is there headspace in the VOA vials greater than 5-6 mm in diameter?	✔		
Was a sufficient amount of sample submitted for the requested tests?	✔		

Section 5 Explanations/Comments

Headspace >5-6 mm noted on 3/3 of sample -011 and 1/3 of sample -012.

Section 6

For discrepancies, how was the Project Manager notified? ☐ Verbal PM Initials: _____ Date/Time _____

☐ Email (email sent to/on): _____ / _____

Project Manager's response:

Completed By: _____ Date: 4/14/22

PACKAGE EXPRESS

FROM/DE

ENTHALPY ANALYTICAL
NAME/NOMBRE
2323 5TH STREET
STREET/CALLE
BERKELEY, CA 94710
CITY/CIUDAD STATE/ESTADO ZIP/ZONA POSTAL

SHIP TO/ENVIESE A:

ENTHALPY ANALYTICAL
NAME/NOMBRE
931 W. BARKLEY AVE
STREET/CALLE
ORANGE CA 92868
CITY/CIUDAD STATE/ESTADO ZIP/ZONA POSTAL

DATE/FECHA
4/13/22

BUS BILL NUMBER/No. DE GUIA
GLI-30804105

E-3 REV: 12/14)

LOT SHIPMENT/ENVIO EN LOTE

DESTINATION STATION/ESTACION DE DESTINO

Los Angeles

STATE/ESTADO	# OF PIECES/No. DE PIEZAS
	4 OF/DE 7

On arrival please call (Phone No.):/Al llegar llame:
( ) _____
and email _____

☐ Prepaid/Prepagado
☐ Collect/Cobrar
☐ C.O.D./Pago por entrega

TOTAL TO COLLECT/TOTAL POR RECAUDAR
$

2.1 /4.1

PACKAGE EXPRESS

FROM/DE

ENTHALPY ANALYTICAL
NAME/NOMBRE

2323 5TH STREET
STREET/CALLE

BERKELEY, CA 94710
CITY/CIUDAD STATE/ESTADO ZIP/ZONA POSTAL

SHIP TO/ENVIESE A:

ENTHALPY ANALYTICAL
NAME/NOMBRE

931 W. BARKLEY AVE
STREET/CALLE

ORANGE, CA 92868
CITY/CIUDAD STATE/ESTADO ZIP/ZONA POSTAL

DATE/FECHA

4/13/22

BUS BILL NUMBER/No. DE GUIA

GIL-309014105

E-3 REV. (12/14)

LOT SHIPMENT/ENVIO EN LOTE

DESTINATION STATION/ESTACION DE DESTINO

Los Angeles

STATE/ESTADO

 # OF PIECES/No. DE PIEZAS

3 OF/DE 7

On arrival please call (Phone No.):/Al llegar llame:

( ) _____

and email _____

☐ Prepaid/Prepagado
☐ Collect/Cobrar
☐ C.O.D./Pago por entrega

TOTAL TO COLLECT/TOTAL POR RECAUDAR

$

2.0 / 3.7

13APR22 20:06A ** LABEL **

Schd: GLI 6849

LOS ANGELES, CA

Enthalpy Analytical - Orange
925-487-8029

ENTHALPY ANALYTICAL
931 W. BARKLEY AVE

ORANGE, CA 92868
Phone: 925-487-8029
Standard
Agency Phone: (213) 629-8420

GLI 3090104105

Manual Wght:
264.0

Tariff Wght:
264.0

PO/Ref #:

WWW.SHIPGREYHOUND.COM

PACKAGE EXPRESS

FROM/DE
Enthalpy Analytical
NAME/NOMBRE
STREET/CALLE
Berkeley, CA 94710
CITY/CIUDAD STATE/ESTADO ZIP/ZONA POSTAL

SHIP TO/ENVIESE A:
Enthalpy Analytical
NAME/NOMBRE
STREET/CALLE
Orange, CA 92868
CITY/CIUDAD STATE/ESTADO ZIP/ZONA POSTAL

DATE/FECHA
4/13/22

BUS BILL NUMBER/No. DE GUIA
GLI-3090104105

E-3 REV. (12/14)

LOT SHIPMENT/ENVIO EN LOTE

DESTINATION STATION/ESTACION DE DESTINO
Los Angeles

STATE/ESTADO

OF PIECES/No. DE PIEZAS
6 OF/DE 7

On arrival please call (Phone No.)/Al llegar llame:
( ) and email

Prepaid/Prepagado
Collect/Cobrar
C.O.D./Pago por entrega

TOTAL TO COLLECT/TOTAL POR RECAUDAR
$

S | 9.8
C | 3.5

13APR22 20:06A ** LABEL **

Schd: GLI 6849

LOS ANGELES, CA

om: Enthalpy Analytical - Orange
925-487-8029

cv: ENTHALPY ANALYTICAL
931 W. BARKLEY AVE

ORANGE, CA 92868
Phone: 925-487-8029
Standard

GREYHOUND LINES, INC.

GLI 3090104105

Manual Wght:
264.0
Tariff Wght:
264.0

PO/Ref #:

OM

PACKAG EXPRES

FROM/DE
ENTHALPY Analytical
NAME/NOMBRE
STREET/CALLE
BERKELEY, CA 94710
CITY/CIUDAD STATE/ESTADO ZIP/ZONA POSTAL

SHIP TO/ENVIESE A:
ENTHALPY Analytical
NAME/NOMBRE
STREET/CALLE
ORANGE, CA 92868
CITY/CIUDAD STATE/ESTADO ZIP/ZONA POSTAL

DATE/FECHA
4/13/22
BUS BILL NUMBER/No. DE GUIA
GL-3090104105

E-3 REV. (12/14)

LOT SHIPMENT/ENVIO EN LOTE

DESTINATION STATION/ESTACION DE DESTINO
Los Angeles
STATE/ESTADO # OF PIECES/No. DE PIEZAS
7 OF/DE 7

On arrival please call (Phone No.):/Al llegar llame:
( ) and email

Prepaid/ Prepagado
Collect/Cobrar
C.O.D./Pago por entrega

TOTAL TO COLLECT/ TOTAL POR RECAUDAR
$

PRIORITY SHIPMENT

ıvio De Primera Clase

www.shipgreyhound.com
1-800-GPX -1DAY

S/4.8
C/2.0

ENTHALPY ANALYTICAL

Analysis Results for 461330

Agatha Kim
TRC Solutions, Inc.
505 Sansome Street
Suite 1600
San Francisco, CA 94111

Lab Job #: 461330
Project No: 486691
Location: Schnitzer Steel San Jose
Date Received: 04/13/22

Sample ID: SSJ-01-0.25 | **Lab ID: 461330-001** | **Collected: 04/12/22 09:30**
Matrix: Soil | **Basis: Dry**

461330-001 Analyte	Result	Qual	Units	RL	DF	Batch	Prepared	Analyzed	Chemist
Method: ASTM D2216 Prep Method: METHOD									
Moisture, Percent	**6**		%	1	1	287746	04/19/22	04/20/22	DNA
Method: EPA 6010B Prep Method: EPA 3050B									
Antimony	ND		mg/Kg	3.2	1	287531	04/14/22	04/15/22	SBW
Arsenic	**2.7**		mg/Kg	1.1	1	287531	04/14/22	04/15/22	SBW
Barium	**190**		mg/Kg	1.1	1	287531	04/14/22	04/15/22	SBW
Beryllium	ND		mg/Kg	0.54	1	287531	04/14/22	04/15/22	SBW
Cadmium	ND		mg/Kg	0.54	1	287531	04/14/22	04/15/22	SBW
Chromium	**59**		mg/Kg	1.1	1	287531	04/14/22	04/15/22	SBW
Cobalt	**13**		mg/Kg	0.54	1	287531	04/14/22	04/15/22	SBW
Copper	**62**		mg/Kg	1.1	1	287531	04/14/22	04/15/22	SBW
Lead	**75**		mg/Kg	1.1	1	287531	04/14/22	04/15/22	SBW
Molybdenum	**1.1**		mg/Kg	1.1	1	287531	04/14/22	04/15/22	SBW
Nickel	**75**		mg/Kg	1.1	1	287531	04/14/22	04/15/22	SBW
Selenium	ND		mg/Kg	3.2	1	287531	04/14/22	04/15/22	SBW
Silver	ND		mg/Kg	0.54	1	287531	04/14/22	04/15/22	SBW
Thallium	ND		mg/Kg	3.2	1	287531	04/14/22	04/15/22	SBW
Vanadium	**73**		mg/Kg	1.1	1	287531	04/14/22	04/15/22	SBW
Zinc	**79**		mg/Kg	5.4	1	287531	04/14/22	04/15/22	SBW
Method: EPA 7471A Prep Method: METHOD									
Mercury	**0.16**		mg/Kg	0.15	1	287601	04/15/22	04/15/22	SBW
Method: EPA 8015M Prep Method: EPA 3580									
DRO C10-C28	**490**		mg/Kg	210	20	287558	04/14/22	04/15/22	MES
ORO C28-C44	**1,200**		mg/Kg	430	20	287558	04/14/22	04/15/22	MES
Surrogates				**Limits**					
n-Triacontane		DO	%REC	70-130	20	287558	04/14/22	04/15/22	MES
Method: EPA 8260B Prep Method: EPA 5030B									
TPH Gasoline	ND		ug/Kg	110	1	287581	04/15/22	04/15/22	RAO
Freon 12	ND		ug/Kg	5.3	1	287581	04/15/22	04/15/22	RAO
Chloromethane	ND		ug/Kg	5.3	1	287581	04/15/22	04/15/22	RAO
Vinyl Chloride	ND		ug/Kg	5.3	1	287581	04/15/22	04/15/22	RAO

Results for any subcontracted analyses are not included in this section.

ENTHALPY ANALYTICAL

Analysis Results for 461330

461330-001 Analyte	Result	Qual	Units	RL	DF	Batch	Prepared	Analyzed	Chemist
Bromomethane	ND		ug/Kg	5.3	1	287581	04/15/22	04/15/22	RAO
Chloroethane	ND		ug/Kg	5.3	1	287581	04/15/22	04/15/22	RAO
Trichlorofluoromethane	ND		ug/Kg	5.3	1	287581	04/15/22	04/15/22	RAO
Acetone	ND		ug/Kg	110	1	287581	04/15/22	04/15/22	RAO
Freon 113	ND		ug/Kg	5.3	1	287581	04/15/22	04/15/22	RAO
1,1-Dichloroethene	ND		ug/Kg	5.3	1	287581	04/15/22	04/15/22	RAO
Methylene Chloride	ND		ug/Kg	5.3	1	287581	04/15/22	04/15/22	RAO
MTBE	ND		ug/Kg	5.3	1	287581	04/15/22	04/15/22	RAO
trans-1,2-Dichloroethene	ND		ug/Kg	5.3	1	287581	04/15/22	04/15/22	RAO
1,1-Dichloroethane	ND		ug/Kg	5.3	1	287581	04/15/22	04/15/22	RAO
2-Butanone	ND		ug/Kg	110	1	287581	04/15/22	04/15/22	RAO
cis-1,2-Dichloroethene	ND		ug/Kg	5.3	1	287581	04/15/22	04/15/22	RAO
2,2-Dichloropropane	ND		ug/Kg	5.3	1	287581	04/15/22	04/15/22	RAO
Chloroform	ND		ug/Kg	5.3	1	287581	04/15/22	04/15/22	RAO
Bromochloromethane	ND		ug/Kg	5.3	1	287581	04/15/22	04/15/22	RAO
1,1,1-Trichloroethane	ND		ug/Kg	5.3	1	287581	04/15/22	04/15/22	RAO
1,1-Dichloropropene	ND		ug/Kg	5.3	1	287581	04/15/22	04/15/22	RAO
Carbon Tetrachloride	ND		ug/Kg	5.3	1	287581	04/15/22	04/15/22	RAO
1,2-Dichloroethane	ND		ug/Kg	5.3	1	287581	04/15/22	04/15/22	RAO
Benzene	ND		ug/Kg	5.3	1	287581	04/15/22	04/15/22	RAO
Trichloroethene	ND		ug/Kg	5.3	1	287581	04/15/22	04/15/22	RAO
1,2-Dichloropropane	ND		ug/Kg	5.3	1	287581	04/15/22	04/15/22	RAO
Bromodichloromethane	ND		ug/Kg	5.3	1	287581	04/15/22	04/15/22	RAO
Dibromomethane	ND		ug/Kg	5.3	1	287581	04/15/22	04/15/22	RAO
4-Methyl-2-Pentanone	ND		ug/Kg	5.3	1	287581	04/15/22	04/15/22	RAO
cis-1,3-Dichloropropene	ND		ug/Kg	5.3	1	287581	04/15/22	04/15/22	RAO
Toluene	ND		ug/Kg	5.3	1	287581	04/15/22	04/15/22	RAO
trans-1,3-Dichloropropene	ND		ug/Kg	5.3	1	287581	04/15/22	04/15/22	RAO
1,1,2-Trichloroethane	ND		ug/Kg	5.3	1	287581	04/15/22	04/15/22	RAO
1,3-Dichloropropane	ND		ug/Kg	5.3	1	287581	04/15/22	04/15/22	RAO
Tetrachloroethene	ND		ug/Kg	5.3	1	287581	04/15/22	04/15/22	RAO
Dibromochloromethane	ND		ug/Kg	5.3	1	287581	04/15/22	04/15/22	RAO
1,2-Dibromoethane	ND		ug/Kg	5.3	1	287581	04/15/22	04/15/22	RAO
Chlorobenzene	ND		ug/Kg	5.3	1	287581	04/15/22	04/15/22	RAO
1,1,1,2-Tetrachloroethane	ND		ug/Kg	5.3	1	287581	04/15/22	04/15/22	RAO
Ethylbenzene	ND		ug/Kg	5.3	1	287581	04/15/22	04/15/22	RAO
m,p-Xylenes	ND		ug/Kg	11	1	287581	04/15/22	04/15/22	RAO
o-Xylene	ND		ug/Kg	5.3	1	287581	04/15/22	04/15/22	RAO
Styrene	ND		ug/Kg	5.3	1	287581	04/15/22	04/15/22	RAO
Bromoform	ND		ug/Kg	5.3	1	287581	04/15/22	04/15/22	RAO
Isopropylbenzene	ND		ug/Kg	5.3	1	287581	04/15/22	04/15/22	RAO
1,1,2,2-Tetrachloroethane	ND		ug/Kg	5.3	1	287581	04/15/22	04/15/22	RAO
1,2,3-Trichloropropane	ND		ug/Kg	5.3	1	287581	04/15/22	04/15/22	RAO
Propylbenzene	ND		ug/Kg	5.3	1	287581	04/15/22	04/15/22	RAO
Bromobenzene	ND		ug/Kg	5.3	1	287581	04/15/22	04/15/22	RAO
1,3,5-Trimethylbenzene	ND		ug/Kg	5.3	1	287581	04/15/22	04/15/22	RAO

Results for any subcontracted analyses are not included in this section.

ENTHALPY ANALYTICAL

Analysis Results for 461330

461330-001 Analyte	Result	Qual	Units	RL	DF	Batch	Prepared	Analyzed	Chemist
2-Chlorotoluene	ND		ug/Kg	5.3	1	287581	04/15/22	04/15/22	RAO
4-Chlorotoluene	ND		ug/Kg	5.3	1	287581	04/15/22	04/15/22	RAO
tert-Butylbenzene	ND		ug/Kg	5.3	1	287581	04/15/22	04/15/22	RAO
1,2,4-Trimethylbenzene	ND		ug/Kg	5.3	1	287581	04/15/22	04/15/22	RAO
sec-Butylbenzene	ND		ug/Kg	5.3	1	287581	04/15/22	04/15/22	RAO
para-Isopropyl Toluene	ND		ug/Kg	5.3	1	287581	04/15/22	04/15/22	RAO
1,3-Dichlorobenzene	ND		ug/Kg	5.3	1	287581	04/15/22	04/15/22	RAO
1,4-Dichlorobenzene	ND		ug/Kg	5.3	1	287581	04/15/22	04/15/22	RAO
n-Butylbenzene	ND		ug/Kg	5.3	1	287581	04/15/22	04/15/22	RAO
1,2-Dichlorobenzene	ND		ug/Kg	5.3	1	287581	04/15/22	04/15/22	RAO
1,2-Dibromo-3-Chloropropane	ND		ug/Kg	5.3	1	287581	04/15/22	04/15/22	RAO
1,2,4-Trichlorobenzene	ND		ug/Kg	5.3	1	287581	04/15/22	04/15/22	RAO
Hexachlorobutadiene	ND		ug/Kg	5.3	1	287581	04/15/22	04/15/22	RAO
Naphthalene	ND		ug/Kg	5.3	1	287581	04/15/22	04/15/22	RAO
1,2,3-Trichlorobenzene	ND		ug/Kg	5.3	1	287581	04/15/22	04/15/22	RAO
Surrogates				**Limits**					
Dibromofluoromethane	100%		%REC	70-145	1	287581	04/15/22	04/15/22	RAO
1,2-Dichloroethane-d4	109%		%REC	70-145	1	287581	04/15/22	04/15/22	RAO
Toluene-d8	98%		%REC	70-145	1	287581	04/15/22	04/15/22	RAO
Bromofluorobenzene	93%		%REC	70-145	1	287581	04/15/22	04/15/22	RAO
Method: EPA 8270C Prep Method: EPA 3546									
Carbazole	ND		ug/Kg	27,000	100	287575	04/15/22	04/21/22	HQN
1-Methylnaphthalene	ND		ug/Kg	27,000	100	287575	04/15/22	04/21/22	HQN
Pyridine	ND		ug/Kg	27,000	100	287575	04/15/22	04/21/22	HQN
N-Nitrosodimethylamine	ND		ug/Kg	27,000	100	287575	04/15/22	04/21/22	HQN
Phenol	ND		ug/Kg	27,000	100	287575	04/15/22	04/21/22	HQN
Aniline	ND		ug/Kg	27,000	100	287575	04/15/22	04/21/22	HQN
bis(2-Chloroethyl)ether	ND		ug/Kg	130,000	100	287575	04/15/22	04/21/22	HQN
2-Chlorophenol	ND		ug/Kg	27,000	100	287575	04/15/22	04/21/22	HQN
1,3-Dichlorobenzene	ND		ug/Kg	27,000	100	287575	04/15/22	04/21/22	HQN
1,4-Dichlorobenzene	ND		ug/Kg	27,000	100	287575	04/15/22	04/21/22	HQN
Benzyl alcohol	ND		ug/Kg	27,000	100	287575	04/15/22	04/21/22	HQN
1,2-Dichlorobenzene	ND		ug/Kg	27,000	100	287575	04/15/22	04/21/22	HQN
2-Methylphenol	ND		ug/Kg	27,000	100	287575	04/15/22	04/21/22	HQN
bis(2-Chloroisopropyl) ether	ND		ug/Kg	27,000	100	287575	04/15/22	04/21/22	HQN
3-,4-Methylphenol	ND		ug/Kg	43,000	100	287575	04/15/22	04/21/22	HQN
N-Nitroso-di-n-propylamine	ND		ug/Kg	27,000	100	287575	04/15/22	04/21/22	HQN
Hexachloroethane	ND		ug/Kg	27,000	100	287575	04/15/22	04/21/22	HQN
Nitrobenzene	ND		ug/Kg	130,000	100	287575	04/15/22	04/21/22	HQN
Isophorone	ND		ug/Kg	27,000	100	287575	04/15/22	04/21/22	HQN
2-Nitrophenol	ND		ug/Kg	27,000	100	287575	04/15/22	04/21/22	HQN
2,4-Dimethylphenol	ND		ug/Kg	27,000	100	287575	04/15/22	04/21/22	HQN
Benzoic acid	ND		ug/Kg	130,000	100	287575	04/15/22	04/21/22	HQN
bis(2-Chloroethoxy)methane	ND		ug/Kg	27,000	100	287575	04/15/22	04/21/22	HQN
2,4-Dichlorophenol	ND		ug/Kg	27,000	100	287575	04/15/22	04/21/22	HQN

Results for any subcontracted analyses are not included in this section.

ENTHALPY ANALYTICAL

Analysis Results for 461330

461330-001 Analyte	Result	Qual	Units	RL	DF	Batch	Prepared	Analyzed	Chemist
1,2,4-Trichlorobenzene	ND		ug/Kg	27,000	100	287575	04/15/22	04/21/22	HQN
Naphthalene	ND		ug/Kg	27,000	100	287575	04/15/22	04/21/22	HQN
4-Chloroaniline	ND		ug/Kg	27,000	100	287575	04/15/22	04/21/22	HQN
Hexachlorobutadiene	ND		ug/Kg	27,000	100	287575	04/15/22	04/21/22	HQN
4-Chloro-3-methylphenol	ND		ug/Kg	27,000	100	287575	04/15/22	04/21/22	HQN
2-Methylnaphthalene	ND		ug/Kg	27,000	100	287575	04/15/22	04/21/22	HQN
Hexachlorocyclopentadiene	ND		ug/Kg	130,000	100	287575	04/15/22	04/21/22	HQN
2,4,6-Trichlorophenol	ND		ug/Kg	27,000	100	287575	04/15/22	04/21/22	HQN
2,4,5-Trichlorophenol	ND		ug/Kg	27,000	100	287575	04/15/22	04/21/22	HQN
2-Chloronaphthalene	ND		ug/Kg	27,000	100	287575	04/15/22	04/21/22	HQN
2-Nitroaniline	ND		ug/Kg	27,000	100	287575	04/15/22	04/21/22	HQN
Dimethylphthalate	ND		ug/Kg	27,000	100	287575	04/15/22	04/21/22	HQN
Acenaphthylene	ND		ug/Kg	27,000	100	287575	04/15/22	04/21/22	HQN
2,6-Dinitrotoluene	ND		ug/Kg	27,000	100	287575	04/15/22	04/21/22	HQN
3-Nitroaniline	ND		ug/Kg	27,000	100	287575	04/15/22	04/21/22	HQN
Acenaphthene	ND		ug/Kg	27,000	100	287575	04/15/22	04/21/22	HQN
2,4-Dinitrophenol	ND		ug/Kg	130,000	100	287575	04/15/22	04/21/22	HQN
4-Nitrophenol	ND		ug/Kg	27,000	100	287575	04/15/22	04/21/22	HQN
Dibenzofuran	ND		ug/Kg	27,000	100	287575	04/15/22	04/21/22	HQN
2,4-Dinitrotoluene	ND		ug/Kg	27,000	100	287575	04/15/22	04/21/22	HQN
Diethylphthalate	ND		ug/Kg	27,000	100	287575	04/15/22	04/21/22	HQN
Fluorene	ND		ug/Kg	27,000	100	287575	04/15/22	04/21/22	HQN
4-Chlorophenyl-phenylether	ND		ug/Kg	27,000	100	287575	04/15/22	04/21/22	HQN
4-Nitroaniline	ND		ug/Kg	27,000	100	287575	04/15/22	04/21/22	HQN
4,6-Dinitro-2-methylphenol	ND		ug/Kg	27,000	100	287575	04/15/22	04/21/22	HQN
N-Nitrosodiphenylamine	ND		ug/Kg	27,000	100	287575	04/15/22	04/21/22	HQN
1,2-diphenylhydrazine (as azobenzene)	ND		ug/Kg	27,000	100	287575	04/15/22	04/21/22	HQN
4-Bromophenyl-phenylether	ND		ug/Kg	27,000	100	287575	04/15/22	04/21/22	HQN
Hexachlorobenzene	ND		ug/Kg	27,000	100	287575	04/15/22	04/21/22	HQN
Pentachlorophenol	ND		ug/Kg	130,000	100	287575	04/15/22	04/21/22	HQN
Phenanthrene	ND		ug/Kg	27,000	100	287575	04/15/22	04/21/22	HQN
Anthracene	ND		ug/Kg	27,000	100	287575	04/15/22	04/21/22	HQN
Di-n-butylphthalate	ND		ug/Kg	27,000	100	287575	04/15/22	04/21/22	HQN
Fluoranthene	ND		ug/Kg	27,000	100	287575	04/15/22	04/21/22	HQN
Benzidine	ND		ug/Kg	130,000	100	287575	04/15/22	04/21/22	HQN
Pyrene	ND		ug/Kg	27,000	100	287575	04/15/22	04/21/22	HQN
Butylbenzylphthalate	ND		ug/Kg	27,000	100	287575	04/15/22	04/21/22	HQN
3,3'-Dichlorobenzidine	ND		ug/Kg	130,000	100	287575	04/15/22	04/21/22	HQN
Benzo(a)anthracene	ND		ug/Kg	27,000	100	287575	04/15/22	04/21/22	HQN
Chrysene	ND		ug/Kg	27,000	100	287575	04/15/22	04/21/22	HQN
bis(2-Ethylhexyl)phthalate	ND		ug/Kg	27,000	100	287575	04/15/22	04/21/22	HQN
Di-n-octylphthalate	ND		ug/Kg	27,000	100	287575	04/15/22	04/21/22	HQN
Benzo(b)fluoranthene	ND		ug/Kg	27,000	100	287575	04/15/22	04/21/22	HQN
Benzo(k)fluoranthene	ND		ug/Kg	27,000	100	287575	04/15/22	04/21/22	HQN
Benzo(a)pyrene	ND		ug/Kg	27,000	100	287575	04/15/22	04/21/22	HQN
Indeno(1,2,3-cd)pyrene	ND		ug/Kg	27,000	100	287575	04/15/22	04/21/22	HQN

Results for any subcontracted analyses are not included in this section.

ENTHALPY ANALYTICAL

Analysis Results for 461330

461330-001 Analyte	Result	Qual	Units	RL	DF	Batch	Prepared	Analyzed	Chemist
Dibenz(a,h)anthracene	ND		ug/Kg	27,000	100	287575	04/15/22	04/21/22	HQN
Benzo(g,h,i)perylene	ND		ug/Kg	27,000	100	287575	04/15/22	04/21/22	HQN
Surrogates				**Limits**					
2-Fluorophenol		DO	%REC	29-120	100	287575	04/15/22	04/21/22	HQN
Phenol-d6		DO	%REC	30-120	100	287575	04/15/22	04/21/22	HQN
2,4,6-Tribromophenol		DO	%REC	32-120	100	287575	04/15/22	04/21/22	HQN
Nitrobenzene-d5		DO	%REC	33-120	100	287575	04/15/22	04/21/22	HQN
2-Fluorobiphenyl		DO	%REC	39-120	100	287575	04/15/22	04/21/22	HQN
Terphenyl-d14		DO	%REC	44-125	100	287575	04/15/22	04/21/22	HQN

Results for any subcontracted analyses are not included in this section.

ENTHALPY ANALYTICAL

Analysis Results for 461330

Sample ID: SSJ-01-2.5	Lab ID: 461330-002	Collected: 04/12/22 09:35
	Matrix: Soil	Basis: Dry

461330-002 Analyte	Result	Qual	Units	RL	DF	Batch	Prepared	Analyzed	Chemist
Method: ASTM D2216 Prep Method: METHOD									
Moisture, Percent	**16**		%	1	1	287746	04/19/22	04/20/22	DNA
Method: EPA 6010B Prep Method: EPA 3050B									
Antimony	ND		mg/Kg	3.6	1	287531	04/14/22	04/15/22	SBW
Arsenic	**11**		mg/Kg	1.2	1	287531	04/14/22	04/15/22	SBW
Barium	**300**		mg/Kg	1.2	1	287531	04/14/22	04/15/22	SBW
Beryllium	ND		mg/Kg	0.60	1	287531	04/14/22	04/15/22	SBW
Cadmium	ND		mg/Kg	0.60	1	287531	04/14/22	04/15/22	SBW
Chromium	**79**		mg/Kg	1.2	1	287531	04/14/22	04/15/22	SBW
Cobalt	**21**		mg/Kg	0.60	1	287531	04/14/22	04/15/22	SBW
Copper	**52**		mg/Kg	1.2	1	287531	04/14/22	04/15/22	SBW
Lead	**50**		mg/Kg	1.2	1	287531	04/14/22	04/15/22	SBW
Molybdenum	ND		mg/Kg	1.2	1	287531	04/14/22	04/15/22	SBW
Nickel	**120**		mg/Kg	1.2	1	287531	04/14/22	04/15/22	SBW
Selenium	ND		mg/Kg	3.6	1	287531	04/14/22	04/15/22	SBW
Silver	ND		mg/Kg	0.60	1	287531	04/14/22	04/15/22	SBW
Thallium	ND		mg/Kg	3.6	1	287531	04/14/22	04/15/22	SBW
Vanadium	**62**		mg/Kg	1.2	1	287531	04/14/22	04/15/22	SBW
Zinc	**100**		mg/Kg	6.0	1	287531	04/14/22	04/15/22	SBW
Method: EPA 7471A Prep Method: METHOD									
Mercury	ND		mg/Kg	0.17	1	287595	04/14/22	04/18/22	SBW
Method: EPA 8015M Prep Method: EPA 3580									
DRO C10-C28	ND		mg/Kg	12	1	287558	04/14/22	04/15/22	MES
ORO C28-C44	ND		mg/Kg	24	1	287558	04/14/22	04/15/22	MES
Surrogates				**Limits**					
n-Triacontane	89%		%REC	70-130	1	287558	04/14/22	04/15/22	MES
Method: EPA 8260B Prep Method: EPA 5030B									
TPH Gasoline	**200**		ug/Kg	120	1	287581	04/15/22	04/15/22	RAO
Freon 12	ND		ug/Kg	6.0	1	287581	04/15/22	04/15/22	RAO
Chloromethane	ND		ug/Kg	6.0	1	287581	04/15/22	04/15/22	RAO
Vinyl Chloride	ND		ug/Kg	6.0	1	287581	04/15/22	04/15/22	RAO
Bromomethane	ND		ug/Kg	6.0	1	287581	04/15/22	04/15/22	RAO
Chloroethane	ND		ug/Kg	6.0	1	287581	04/15/22	04/15/22	RAO
Trichlorofluoromethane	ND		ug/Kg	6.0	1	287581	04/15/22	04/15/22	RAO
Acetone	ND		ug/Kg	120	1	287581	04/15/22	04/15/22	RAO
Freon 113	ND		ug/Kg	6.0	1	287581	04/15/22	04/15/22	RAO
1,1-Dichloroethene	ND		ug/Kg	6.0	1	287581	04/15/22	04/15/22	RAO

Results for any subcontracted analyses are not included in this section.

ENTHALPY ANALYTICAL

Analysis Results for 461330

461330-002 Analyte	Result	Qual	Units	RL	DF	Batch	Prepared	Analyzed	Chemist
Methylene Chloride	ND		ug/Kg	6.0	1	287581	04/15/22	04/15/22	RAO
MTBE	ND		ug/Kg	6.0	1	287581	04/15/22	04/15/22	RAO
trans-1,2-Dichloroethene	ND		ug/Kg	6.0	1	287581	04/15/22	04/15/22	RAO
1,1-Dichloroethane	ND		ug/Kg	6.0	1	287581	04/15/22	04/15/22	RAO
2-Butanone	ND		ug/Kg	120	1	287581	04/15/22	04/15/22	RAO
cis-1,2-Dichloroethene	ND		ug/Kg	6.0	1	287581	04/15/22	04/15/22	RAO
2,2-Dichloropropane	ND		ug/Kg	6.0	1	287581	04/15/22	04/15/22	RAO
Chloroform	ND		ug/Kg	6.0	1	287581	04/15/22	04/15/22	RAO
Bromochloromethane	ND		ug/Kg	6.0	1	287581	04/15/22	04/15/22	RAO
1,1,1-Trichloroethane	ND		ug/Kg	6.0	1	287581	04/15/22	04/15/22	RAO
1,1-Dichloropropene	ND		ug/Kg	6.0	1	287581	04/15/22	04/15/22	RAO
Carbon Tetrachloride	ND		ug/Kg	6.0	1	287581	04/15/22	04/15/22	RAO
1,2-Dichloroethane	ND		ug/Kg	6.0	1	287581	04/15/22	04/15/22	RAO
Benzene	ND		ug/Kg	6.0	1	287581	04/15/22	04/15/22	RAO
Trichloroethene	ND		ug/Kg	6.0	1	287581	04/15/22	04/15/22	RAO
1,2-Dichloropropane	ND		ug/Kg	6.0	1	287581	04/15/22	04/15/22	RAO
Bromodichloromethane	ND		ug/Kg	6.0	1	287581	04/15/22	04/15/22	RAO
Dibromomethane	ND		ug/Kg	6.0	1	287581	04/15/22	04/15/22	RAO
4-Methyl-2-Pentanone	ND		ug/Kg	6.0	1	287581	04/15/22	04/15/22	RAO
cis-1,3-Dichloropropene	ND		ug/Kg	6.0	1	287581	04/15/22	04/15/22	RAO
Toluene	ND		ug/Kg	6.0	1	287581	04/15/22	04/15/22	RAO
trans-1,3-Dichloropropene	ND		ug/Kg	6.0	1	287581	04/15/22	04/15/22	RAO
1,1,2-Trichloroethane	ND		ug/Kg	6.0	1	287581	04/15/22	04/15/22	RAO
1,3-Dichloropropane	ND		ug/Kg	6.0	1	287581	04/15/22	04/15/22	RAO
Tetrachloroethene	ND		ug/Kg	6.0	1	287581	04/15/22	04/15/22	RAO
Dibromochloromethane	ND		ug/Kg	6.0	1	287581	04/15/22	04/15/22	RAO
1,2-Dibromoethane	ND		ug/Kg	6.0	1	287581	04/15/22	04/15/22	RAO
Chlorobenzene	ND		ug/Kg	6.0	1	287581	04/15/22	04/15/22	RAO
1,1,1,2-Tetrachloroethane	ND		ug/Kg	6.0	1	287581	04/15/22	04/15/22	RAO
Ethylbenzene	ND		ug/Kg	6.0	1	287581	04/15/22	04/15/22	RAO
m,p-Xylenes	ND		ug/Kg	12	1	287581	04/15/22	04/15/22	RAO
o-Xylene	ND		ug/Kg	6.0	1	287581	04/15/22	04/15/22	RAO
Styrene	ND		ug/Kg	6.0	1	287581	04/15/22	04/15/22	RAO
Bromoform	ND		ug/Kg	6.0	1	287581	04/15/22	04/15/22	RAO
Isopropylbenzene	ND		ug/Kg	6.0	1	287581	04/15/22	04/15/22	RAO
1,1,2,2-Tetrachloroethane	ND		ug/Kg	6.0	1	287581	04/15/22	04/15/22	RAO
1,2,3-Trichloropropane	ND		ug/Kg	6.0	1	287581	04/15/22	04/15/22	RAO
Propylbenzene	ND		ug/Kg	6.0	1	287581	04/15/22	04/15/22	RAO
Bromobenzene	ND		ug/Kg	6.0	1	287581	04/15/22	04/15/22	RAO
1,3,5-Trimethylbenzene	ND		ug/Kg	6.0	1	287581	04/15/22	04/15/22	RAO
2-Chlorotoluene	ND		ug/Kg	6.0	1	287581	04/15/22	04/15/22	RAO
4-Chlorotoluene	ND		ug/Kg	6.0	1	287581	04/15/22	04/15/22	RAO
tert-Butylbenzene	ND		ug/Kg	6.0	1	287581	04/15/22	04/15/22	RAO
1,2,4-Trimethylbenzene	ND		ug/Kg	6.0	1	287581	04/15/22	04/15/22	RAO
sec-Butylbenzene	ND		ug/Kg	6.0	1	287581	04/15/22	04/15/22	RAO
para-Isopropyl Toluene	ND		ug/Kg	6.0	1	287581	04/15/22	04/15/22	RAO

Results for any subcontracted analyses are not included in this section.

ENTHALPY ANALYTICAL

Analysis Results for 461330

461330-002 Analyte	Result	Qual	Units	RL	DF	Batch	Prepared	Analyzed	Chemist
1,3-Dichlorobenzene	ND		ug/Kg	6.0	1	287581	04/15/22	04/15/22	RAO
1,4-Dichlorobenzene	ND		ug/Kg	6.0	1	287581	04/15/22	04/15/22	RAO
n-Butylbenzene	ND		ug/Kg	6.0	1	287581	04/15/22	04/15/22	RAO
1,2-Dichlorobenzene	ND		ug/Kg	6.0	1	287581	04/15/22	04/15/22	RAO
1,2-Dibromo-3-Chloropropane	ND		ug/Kg	6.0	1	287581	04/15/22	04/15/22	RAO
1,2,4-Trichlorobenzene	ND		ug/Kg	6.0	1	287581	04/15/22	04/15/22	RAO
Hexachlorobutadiene	ND		ug/Kg	6.0	1	287581	04/15/22	04/15/22	RAO
Naphthalene	ND		ug/Kg	6.0	1	287581	04/15/22	04/15/22	RAO
1,2,3-Trichlorobenzene	ND		ug/Kg	6.0	1	287581	04/15/22	04/15/22	RAO
Surrogates				**Limits**					
Dibromofluoromethane	101%		%REC	70-145	1	287581	04/15/22	04/15/22	RAO
1,2-Dichloroethane-d4	111%		%REC	70-145	1	287581	04/15/22	04/15/22	RAO
Toluene-d8	97%		%REC	70-145	1	287581	04/15/22	04/15/22	RAO
Bromofluorobenzene	94%		%REC	70-145	1	287581	04/15/22	04/15/22	RAO
Method: EPA 8270C Prep Method: EPA 3546									
Carbazole	ND		ug/Kg	300	1	287575	04/15/22	04/15/22	HQN
1-Methylnaphthalene	ND		ug/Kg	300	1	287575	04/15/22	04/15/22	HQN
Pyridine	ND		ug/Kg	300	1	287575	04/15/22	04/15/22	HQN
N-Nitrosodimethylamine	ND		ug/Kg	300	1	287575	04/15/22	04/15/22	HQN
Phenol	ND		ug/Kg	300	1	287575	04/15/22	04/15/22	HQN
Aniline	ND		ug/Kg	300	1	287575	04/15/22	04/15/22	HQN
bis(2-Chloroethyl)ether	ND		ug/Kg	1,400	1	287575	04/15/22	04/15/22	HQN
2-Chlorophenol	ND		ug/Kg	300	1	287575	04/15/22	04/15/22	HQN
1,3-Dichlorobenzene	ND		ug/Kg	300	1	287575	04/15/22	04/15/22	HQN
1,4-Dichlorobenzene	ND		ug/Kg	300	1	287575	04/15/22	04/15/22	HQN
Benzyl alcohol	ND		ug/Kg	300	1	287575	04/15/22	04/15/22	HQN
1,2-Dichlorobenzene	ND		ug/Kg	300	1	287575	04/15/22	04/15/22	HQN
2-Methylphenol	ND		ug/Kg	300	1	287575	04/15/22	04/15/22	HQN
bis(2-Chloroisopropyl) ether	ND		ug/Kg	300	1	287575	04/15/22	04/15/22	HQN
3-,4-Methylphenol	ND		ug/Kg	480	1	287575	04/15/22	04/15/22	HQN
N-Nitroso-di-n-propylamine	ND		ug/Kg	300	1	287575	04/15/22	04/15/22	HQN
Hexachloroethane	ND		ug/Kg	300	1	287575	04/15/22	04/15/22	HQN
Nitrobenzene	ND		ug/Kg	1,400	1	287575	04/15/22	04/15/22	HQN
Isophorone	ND		ug/Kg	300	1	287575	04/15/22	04/15/22	HQN
2-Nitrophenol	ND		ug/Kg	300	1	287575	04/15/22	04/15/22	HQN
2,4-Dimethylphenol	ND		ug/Kg	300	1	287575	04/15/22	04/15/22	HQN
Benzoic acid	ND		ug/Kg	1,400	1	287575	04/15/22	04/15/22	HQN
bis(2-Chloroethoxy)methane	ND		ug/Kg	300	1	287575	04/15/22	04/15/22	HQN
2,4-Dichlorophenol	ND		ug/Kg	300	1	287575	04/15/22	04/15/22	HQN
1,2,4-Trichlorobenzene	ND		ug/Kg	300	1	287575	04/15/22	04/15/22	HQN
Naphthalene	ND		ug/Kg	300	1	287575	04/15/22	04/15/22	HQN
4-Chloroaniline	ND		ug/Kg	300	1	287575	04/15/22	04/15/22	HQN
Hexachlorobutadiene	ND		ug/Kg	300	1	287575	04/15/22	04/15/22	HQN
4-Chloro-3-methylphenol	ND		ug/Kg	300	1	287575	04/15/22	04/15/22	HQN
2-Methylnaphthalene	ND		ug/Kg	300	1	287575	04/15/22	04/15/22	HQN

Results for any subcontracted analyses are not included in this section.

ENTHALPY ANALYTICAL

Analysis Results for 461330

461330-002 Analyte	Result	Qual	Units	RL	DF	Batch	Prepared	Analyzed	Chemist
Hexachlorocyclopentadiene	ND		ug/Kg	1,400	1	287575	04/15/22	04/15/22	HQN
2,4,6-Trichlorophenol	ND		ug/Kg	300	1	287575	04/15/22	04/15/22	HQN
2,4,5-Trichlorophenol	ND		ug/Kg	300	1	287575	04/15/22	04/15/22	HQN
2-Chloronaphthalene	ND		ug/Kg	300	1	287575	04/15/22	04/15/22	HQN
2-Nitroaniline	ND		ug/Kg	300	1	287575	04/15/22	04/15/22	HQN
Dimethylphthalate	ND		ug/Kg	300	1	287575	04/15/22	04/15/22	HQN
Acenaphthylene	ND		ug/Kg	300	1	287575	04/15/22	04/15/22	HQN
2,6-Dinitrotoluene	ND		ug/Kg	300	1	287575	04/15/22	04/15/22	HQN
3-Nitroaniline	ND		ug/Kg	300	1	287575	04/15/22	04/15/22	HQN
Acenaphthene	ND		ug/Kg	300	1	287575	04/15/22	04/15/22	HQN
2,4-Dinitrophenol	ND		ug/Kg	1,400	1	287575	04/15/22	04/15/22	HQN
4-Nitrophenol	ND		ug/Kg	300	1	287575	04/15/22	04/15/22	HQN
Dibenzofuran	ND		ug/Kg	300	1	287575	04/15/22	04/15/22	HQN
2,4-Dinitrotoluene	ND		ug/Kg	300	1	287575	04/15/22	04/15/22	HQN
Diethylphthalate	ND		ug/Kg	300	1	287575	04/15/22	04/15/22	HQN
Fluorene	ND		ug/Kg	300	1	287575	04/15/22	04/15/22	HQN
4-Chlorophenyl-phenylether	ND		ug/Kg	300	1	287575	04/15/22	04/15/22	HQN
4-Nitroaniline	ND		ug/Kg	300	1	287575	04/15/22	04/15/22	HQN
4,6-Dinitro-2-methylphenol	ND		ug/Kg	300	1	287575	04/15/22	04/15/22	HQN
N-Nitrosodiphenylamine	ND		ug/Kg	300	1	287575	04/15/22	04/15/22	HQN
1,2-diphenylhydrazine (as azobenzene)	ND		ug/Kg	300	1	287575	04/15/22	04/15/22	HQN
4-Bromophenyl-phenylether	ND		ug/Kg	300	1	287575	04/15/22	04/15/22	HQN
Hexachlorobenzene	ND		ug/Kg	300	1	287575	04/15/22	04/15/22	HQN
Pentachlorophenol	ND		ug/Kg	1,400	1	287575	04/15/22	04/15/22	HQN
Phenanthrene	ND		ug/Kg	300	1	287575	04/15/22	04/15/22	HQN
Anthracene	ND		ug/Kg	300	1	287575	04/15/22	04/15/22	HQN
Di-n-butylphthalate	ND		ug/Kg	300	1	287575	04/15/22	04/15/22	HQN
Fluoranthene	ND		ug/Kg	300	1	287575	04/15/22	04/15/22	HQN
Benzidine	ND		ug/Kg	1,400	1	287575	04/15/22	04/15/22	HQN
Pyrene	ND		ug/Kg	300	1	287575	04/15/22	04/15/22	HQN
Butylbenzylphthalate	ND		ug/Kg	300	1	287575	04/15/22	04/15/22	HQN
3,3'-Dichlorobenzidine	ND		ug/Kg	1,400	1	287575	04/15/22	04/15/22	HQN
Benzo(a)anthracene	ND		ug/Kg	300	1	287575	04/15/22	04/15/22	HQN
Chrysene	ND		ug/Kg	300	1	287575	04/15/22	04/15/22	HQN
bis(2-Ethylhexyl)phthalate	ND		ug/Kg	300	1	287575	04/15/22	04/15/22	HQN
Di-n-octylphthalate	ND		ug/Kg	300	1	287575	04/15/22	04/15/22	HQN
Benzo(b)fluoranthene	ND		ug/Kg	300	1	287575	04/15/22	04/15/22	HQN
Benzo(k)fluoranthene	ND		ug/Kg	300	1	287575	04/15/22	04/15/22	HQN
Benzo(a)pyrene	ND		ug/Kg	300	1	287575	04/15/22	04/15/22	HQN
Indeno(1,2,3-cd)pyrene	ND		ug/Kg	300	1	287575	04/15/22	04/15/22	HQN
Dibenz(a,h)anthracene	ND		ug/Kg	300	1	287575	04/15/22	04/15/22	HQN
Benzo(g,h,i)perylene	ND		ug/Kg	300	1	287575	04/15/22	04/15/22	HQN
Surrogates				**Limits**					
2-Fluorophenol	118%		%REC	29-120	1	287575	04/15/22	04/15/22	HQN
Phenol-d6	119%		%REC	30-120	1	287575	04/15/22	04/15/22	HQN
2,4,6-Tribromophenol	107%		%REC	32-120	1	287575	04/15/22	04/15/22	HQN

Results for any subcontracted analyses are not included in this section.

ENTHALPY ANALYTICAL

Analysis Results for 461330

461330-002 Analyte	Result	Qual	Units	RL	DF	Batch	Prepared	Analyzed	Chemist
Nitrobenzene-d5	116%		%REC	33-120	1	287575	04/15/22	04/15/22	HQN
2-Fluorobiphenyl	104%		%REC	39-120	1	287575	04/15/22	04/15/22	HQN
Terphenyl-d14	121%		%REC	44-125	1	287575	04/15/22	04/15/22	HQN

Results for any subcontracted analyses are not included in this section.

ENTHALPY ANALYTICAL

Analysis Results for 461330

Sample ID: SSJ-01-5	Lab ID: 461330-003	Collected: 04/12/22 09:45
	Matrix: Soil	Basis: Dry

461330-003 Analyte	Result	Qual	Units	RL	DF	Batch	Prepared	Analyzed	Chemist
Method: ASTM D2216 Prep Method: METHOD									
Moisture, Percent	**22**		%	1	1	287746	04/19/22	04/20/22	DNA
Method: EPA 6010B Prep Method: EPA 3050B									
Antimony	ND		mg/Kg	3.5	0.9	287531	04/14/22	04/15/22	SBW
Arsenic	**12**		mg/Kg	1.2	0.9	287531	04/14/22	04/15/22	SBW
Barium	**210**		mg/Kg	1.2	0.9	287531	04/14/22	04/15/22	SBW
Beryllium	ND		mg/Kg	0.58	0.9	287531	04/14/22	04/15/22	SBW
Cadmium	ND		mg/Kg	0.58	0.9	287531	04/14/22	04/15/22	SBW
Chromium	**100**		mg/Kg	1.2	0.9	287531	04/14/22	04/15/22	SBW
Cobalt	**15**		mg/Kg	0.58	0.9	287531	04/14/22	04/15/22	SBW
Copper	**120**		mg/Kg	1.2	0.9	287531	04/14/22	04/15/22	SBW
Lead	**370**		mg/Kg	1.2	0.9	287531	04/14/22	04/15/22	SBW
Molybdenum	**10**		mg/Kg	1.2	0.9	287531	04/14/22	04/15/22	SBW
Nickel	**120**		mg/Kg	1.2	0.9	287531	04/14/22	04/15/22	SBW
Selenium	ND		mg/Kg	3.5	0.9	287531	04/14/22	04/15/22	SBW
Silver	ND		mg/Kg	0.58	0.9	287531	04/14/22	04/15/22	SBW
Thallium	ND		mg/Kg	3.5	0.9	287531	04/14/22	04/15/22	SBW
Vanadium	**40**		mg/Kg	1.2	0.9	287531	04/14/22	04/15/22	SBW
Zinc	**660**		mg/Kg	5.8	0.9	287531	04/14/22	04/15/22	SBW
Method: EPA 7471A Prep Method: METHOD									
Mercury	**2.7**		mg/Kg	1.0	5.8	287595	04/14/22	04/18/22	SBW
Method: EPA 8015M Prep Method: EPA 3580									
DRO C10-C28	**2,000**		mg/Kg	260	20	287558	04/14/22	04/15/22	MES
ORO C28-C44	**1,800**		mg/Kg	510	20	287558	04/14/22	04/15/22	MES
Surrogates				**Limits**					
n-Triacontane		DO	%REC	70-130	20	287558	04/14/22	04/15/22	MES
Method: EPA 8260B Prep Method: EPA 5030B									
TPH Gasoline	**10,000**		ug/Kg	1,300	10	287581	04/15/22	04/15/22	RAO
Freon 12	ND		ug/Kg	64	10	287581	04/15/22	04/15/22	RAO
Chloromethane	ND		ug/Kg	64	10	287581	04/15/22	04/15/22	RAO
Vinyl Chloride	ND		ug/Kg	64	10	287581	04/15/22	04/15/22	RAO
Bromomethane	ND		ug/Kg	64	10	287581	04/15/22	04/15/22	RAO
Chloroethane	ND		ug/Kg	64	10	287581	04/15/22	04/15/22	RAO
Trichlorofluoromethane	ND		ug/Kg	64	10	287581	04/15/22	04/15/22	RAO
Acetone	ND		ug/Kg	1,300	10	287581	04/15/22	04/15/22	RAO
Freon 113	ND		ug/Kg	64	10	287581	04/15/22	04/15/22	RAO
1,1-Dichloroethene	ND		ug/Kg	64	10	287581	04/15/22	04/15/22	RAO

Results for any subcontracted analyses are not included in this section.

ENTHALPY ANALYTICAL

Analysis Results for 461330

461330-003 Analyte	Result	Qual	Units	RL	DF	Batch	Prepared	Analyzed	Chemist
Methylene Chloride	ND		ug/Kg	64	10	287581	04/15/22	04/15/22	RAO
MTBE	ND		ug/Kg	64	10	287581	04/15/22	04/15/22	RAO
trans-1,2-Dichloroethene	ND		ug/Kg	64	10	287581	04/15/22	04/15/22	RAO
1,1-Dichloroethane	ND		ug/Kg	64	10	287581	04/15/22	04/15/22	RAO
2-Butanone	ND		ug/Kg	1,300	10	287581	04/15/22	04/15/22	RAO
cis-1,2-Dichloroethene	ND		ug/Kg	64	10	287581	04/15/22	04/15/22	RAO
2,2-Dichloropropane	ND		ug/Kg	64	10	287581	04/15/22	04/15/22	RAO
Chloroform	ND		ug/Kg	64	10	287581	04/15/22	04/15/22	RAO
Bromochloromethane	ND		ug/Kg	64	10	287581	04/15/22	04/15/22	RAO
1,1,1-Trichloroethane	ND		ug/Kg	64	10	287581	04/15/22	04/15/22	RAO
1,1-Dichloropropene	ND		ug/Kg	64	10	287581	04/15/22	04/15/22	RAO
Carbon Tetrachloride	ND		ug/Kg	64	10	287581	04/15/22	04/15/22	RAO
1,2-Dichloroethane	ND		ug/Kg	64	10	287581	04/15/22	04/15/22	RAO
Benzene	ND		ug/Kg	64	10	287581	04/15/22	04/15/22	RAO
Trichloroethene	ND		ug/Kg	64	10	287581	04/15/22	04/15/22	RAO
1,2-Dichloropropane	ND		ug/Kg	64	10	287581	04/15/22	04/15/22	RAO
Bromodichloromethane	ND		ug/Kg	64	10	287581	04/15/22	04/15/22	RAO
Dibromomethane	ND		ug/Kg	64	10	287581	04/15/22	04/15/22	RAO
4-Methyl-2-Pentanone	ND		ug/Kg	64	10	287581	04/15/22	04/15/22	RAO
cis-1,3-Dichloropropene	ND		ug/Kg	64	10	287581	04/15/22	04/15/22	RAO
Toluene	ND		ug/Kg	64	10	287581	04/15/22	04/15/22	RAO
trans-1,3-Dichloropropene	ND		ug/Kg	64	10	287581	04/15/22	04/15/22	RAO
1,1,2-Trichloroethane	ND		ug/Kg	64	10	287581	04/15/22	04/15/22	RAO
1,3-Dichloropropane	ND		ug/Kg	64	10	287581	04/15/22	04/15/22	RAO
Tetrachloroethene	ND		ug/Kg	64	10	287581	04/15/22	04/15/22	RAO
Dibromochloromethane	ND		ug/Kg	64	10	287581	04/15/22	04/15/22	RAO
1,2-Dibromoethane	ND		ug/Kg	64	10	287581	04/15/22	04/15/22	RAO
Chlorobenzene	ND		ug/Kg	64	10	287581	04/15/22	04/15/22	RAO
1,1,1,2-Tetrachloroethane	ND		ug/Kg	64	10	287581	04/15/22	04/15/22	RAO
Ethylbenzene	**70**		ug/Kg	64	10	287581	04/15/22	04/15/22	RAO
m,p-Xylenes	**220**		ug/Kg	130	10	287581	04/15/22	04/15/22	RAO
o-Xylene	ND		ug/Kg	64	10	287581	04/15/22	04/15/22	RAO
Styrene	ND		ug/Kg	64	10	287581	04/15/22	04/15/22	RAO
Bromoform	ND		ug/Kg	64	10	287581	04/15/22	04/15/22	RAO
Isopropylbenzene	ND		ug/Kg	64	10	287581	04/15/22	04/15/22	RAO
1,1,2,2-Tetrachloroethane	ND		ug/Kg	64	10	287581	04/15/22	04/15/22	RAO
1,2,3-Trichloropropane	ND		ug/Kg	64	10	287581	04/15/22	04/15/22	RAO
Propylbenzene	ND		ug/Kg	64	10	287581	04/15/22	04/15/22	RAO
Bromobenzene	ND		ug/Kg	64	10	287581	04/15/22	04/15/22	RAO
1,3,5-Trimethylbenzene	ND		ug/Kg	64	10	287581	04/15/22	04/15/22	RAO
2-Chlorotoluene	ND		ug/Kg	64	10	287581	04/15/22	04/15/22	RAO
4-Chlorotoluene	ND		ug/Kg	64	10	287581	04/15/22	04/15/22	RAO
tert-Butylbenzene	ND		ug/Kg	64	10	287581	04/15/22	04/15/22	RAO
1,2,4-Trimethylbenzene	**150**		ug/Kg	64	10	287581	04/15/22	04/15/22	RAO
sec-Butylbenzene	ND		ug/Kg	64	10	287581	04/15/22	04/15/22	RAO
para-Isopropyl Toluene	ND		ug/Kg	64	10	287581	04/15/22	04/15/22	RAO

Results for any subcontracted analyses are not included in this section.

ENTHALPY ANALYTICAL

Analysis Results for 461330

461330-003 Analyte	Result	Qual	Units	RL	DF	Batch	Prepared	Analyzed	Chemist
1,3-Dichlorobenzene	ND		ug/Kg	64	10	287581	04/15/22	04/15/22	RAO
1,4-Dichlorobenzene	ND		ug/Kg	64	10	287581	04/15/22	04/15/22	RAO
n-Butylbenzene	ND		ug/Kg	64	10	287581	04/15/22	04/15/22	RAO
1,2-Dichlorobenzene	ND		ug/Kg	64	10	287581	04/15/22	04/15/22	RAO
1,2-Dibromo-3-Chloropropane	ND		ug/Kg	64	10	287581	04/15/22	04/15/22	RAO
1,2,4-Trichlorobenzene	ND		ug/Kg	64	10	287581	04/15/22	04/15/22	RAO
Hexachlorobutadiene	ND		ug/Kg	64	10	287581	04/15/22	04/15/22	RAO
Naphthalene	**310**		ug/Kg	64	10	287581	04/15/22	04/15/22	RAO
1,2,3-Trichlorobenzene	ND		ug/Kg	64	10	287581	04/15/22	04/15/22	RAO
Surrogates				**Limits**					
Dibromofluoromethane	99%		%REC	70-145	10	287581	04/15/22	04/15/22	RAO
1,2-Dichloroethane-d4	107%		%REC	70-145	10	287581	04/15/22	04/15/22	RAO
Toluene-d8	99%		%REC	70-145	10	287581	04/15/22	04/15/22	RAO
Bromofluorobenzene	93%		%REC	70-145	10	287581	04/15/22	04/15/22	RAO
Method: EPA 8270C Prep Method: EPA 3546									
Carbazole	ND		ug/Kg	64,000	200	287575	04/15/22	04/18/22	HQN
1-Methylnaphthalene	ND		ug/Kg	64,000	200	287575	04/15/22	04/18/22	HQN
Pyridine	ND		ug/Kg	64,000	200	287575	04/15/22	04/18/22	HQN
N-Nitrosodimethylamine	ND		ug/Kg	64,000	200	287575	04/15/22	04/18/22	HQN
Phenol	ND		ug/Kg	64,000	200	287575	04/15/22	04/18/22	HQN
Aniline	ND		ug/Kg	64,000	200	287575	04/15/22	04/18/22	HQN
bis(2-Chloroethyl)ether	ND		ug/Kg	310,000	200	287575	04/15/22	04/18/22	HQN
2-Chlorophenol	ND		ug/Kg	64,000	200	287575	04/15/22	04/18/22	HQN
1,3-Dichlorobenzene	ND		ug/Kg	64,000	200	287575	04/15/22	04/18/22	HQN
1,4-Dichlorobenzene	ND		ug/Kg	64,000	200	287575	04/15/22	04/18/22	HQN
Benzyl alcohol	ND		ug/Kg	64,000	200	287575	04/15/22	04/18/22	HQN
1,2-Dichlorobenzene	ND		ug/Kg	64,000	200	287575	04/15/22	04/18/22	HQN
2-Methylphenol	ND		ug/Kg	64,000	200	287575	04/15/22	04/18/22	HQN
bis(2-Chloroisopropyl) ether	ND		ug/Kg	64,000	200	287575	04/15/22	04/18/22	HQN
3-,4-Methylphenol	ND		ug/Kg	100,000	200	287575	04/15/22	04/18/22	HQN
N-Nitroso-di-n-propylamine	ND		ug/Kg	64,000	200	287575	04/15/22	04/18/22	HQN
Hexachloroethane	ND		ug/Kg	64,000	200	287575	04/15/22	04/18/22	HQN
Nitrobenzene	ND		ug/Kg	310,000	200	287575	04/15/22	04/18/22	HQN
Isophorone	ND		ug/Kg	64,000	200	287575	04/15/22	04/18/22	HQN
2-Nitrophenol	ND		ug/Kg	64,000	200	287575	04/15/22	04/18/22	HQN
2,4-Dimethylphenol	ND		ug/Kg	64,000	200	287575	04/15/22	04/18/22	HQN
Benzoic acid	ND		ug/Kg	310,000	200	287575	04/15/22	04/18/22	HQN
bis(2-Chloroethoxy)methane	ND		ug/Kg	64,000	200	287575	04/15/22	04/18/22	HQN
2,4-Dichlorophenol	ND		ug/Kg	64,000	200	287575	04/15/22	04/18/22	HQN
1,2,4-Trichlorobenzene	ND		ug/Kg	64,000	200	287575	04/15/22	04/18/22	HQN
Naphthalene	ND		ug/Kg	64,000	200	287575	04/15/22	04/18/22	HQN
4-Chloroaniline	ND		ug/Kg	64,000	200	287575	04/15/22	04/18/22	HQN
Hexachlorobutadiene	ND		ug/Kg	64,000	200	287575	04/15/22	04/18/22	HQN
4-Chloro-3-methylphenol	ND		ug/Kg	64,000	200	287575	04/15/22	04/18/22	HQN
2-Methylnaphthalene	ND		ug/Kg	64,000	200	287575	04/15/22	04/18/22	HQN

Results for any subcontracted analyses are not included in this section.

ENTHALPY ANALYTICAL

Analysis Results for 461330

461330-003 Analyte	Result	Qual	Units	RL	DF	Batch	Prepared	Analyzed	Chemist
Hexachlorocyclopentadiene	ND		ug/Kg	310,000	200	287575	04/15/22	04/18/22	HQN
2,4,6-Trichlorophenol	ND		ug/Kg	64,000	200	287575	04/15/22	04/18/22	HQN
2,4,5-Trichlorophenol	ND		ug/Kg	64,000	200	287575	04/15/22	04/18/22	HQN
2-Chloronaphthalene	ND		ug/Kg	64,000	200	287575	04/15/22	04/18/22	HQN
2-Nitroaniline	ND		ug/Kg	64,000	200	287575	04/15/22	04/18/22	HQN
Dimethylphthalate	ND		ug/Kg	64,000	200	287575	04/15/22	04/18/22	HQN
Acenaphthylene	ND		ug/Kg	64,000	200	287575	04/15/22	04/18/22	HQN
2,6-Dinitrotoluene	ND		ug/Kg	64,000	200	287575	04/15/22	04/18/22	HQN
3-Nitroaniline	ND		ug/Kg	64,000	200	287575	04/15/22	04/18/22	HQN
Acenaphthene	ND		ug/Kg	64,000	200	287575	04/15/22	04/18/22	HQN
2,4-Dinitrophenol	ND		ug/Kg	310,000	200	287575	04/15/22	04/18/22	HQN
4-Nitrophenol	ND		ug/Kg	64,000	200	287575	04/15/22	04/18/22	HQN
Dibenzofuran	ND		ug/Kg	64,000	200	287575	04/15/22	04/18/22	HQN
2,4-Dinitrotoluene	ND		ug/Kg	64,000	200	287575	04/15/22	04/18/22	HQN
Diethylphthalate	ND		ug/Kg	64,000	200	287575	04/15/22	04/18/22	HQN
Fluorene	ND		ug/Kg	64,000	200	287575	04/15/22	04/18/22	HQN
4-Chlorophenyl-phenylether	ND		ug/Kg	64,000	200	287575	04/15/22	04/18/22	HQN
4-Nitroaniline	ND		ug/Kg	64,000	200	287575	04/15/22	04/18/22	HQN
4,6-Dinitro-2-methylphenol	ND		ug/Kg	64,000	200	287575	04/15/22	04/18/22	HQN
N-Nitrosodiphenylamine	ND		ug/Kg	64,000	200	287575	04/15/22	04/18/22	HQN
1,2-diphenylhydrazine (as azobenzene)	ND		ug/Kg	64,000	200	287575	04/15/22	04/18/22	HQN
4-Bromophenyl-phenylether	ND		ug/Kg	64,000	200	287575	04/15/22	04/18/22	HQN
Hexachlorobenzene	ND		ug/Kg	64,000	200	287575	04/15/22	04/18/22	HQN
Pentachlorophenol	ND		ug/Kg	310,000	200	287575	04/15/22	04/18/22	HQN
Phenanthrene	ND		ug/Kg	64,000	200	287575	04/15/22	04/18/22	HQN
Anthracene	ND		ug/Kg	64,000	200	287575	04/15/22	04/18/22	HQN
Di-n-butylphthalate	ND		ug/Kg	64,000	200	287575	04/15/22	04/18/22	HQN
Fluoranthene	ND		ug/Kg	64,000	200	287575	04/15/22	04/18/22	HQN
Benzidine	ND		ug/Kg	310,000	200	287575	04/15/22	04/18/22	HQN
Pyrene	ND		ug/Kg	64,000	200	287575	04/15/22	04/18/22	HQN
Butylbenzylphthalate	ND		ug/Kg	64,000	200	287575	04/15/22	04/18/22	HQN
3,3'-Dichlorobenzidine	ND		ug/Kg	310,000	200	287575	04/15/22	04/18/22	HQN
Benzo(a)anthracene	ND		ug/Kg	64,000	200	287575	04/15/22	04/18/22	HQN
Chrysene	ND		ug/Kg	64,000	200	287575	04/15/22	04/18/22	HQN
bis(2-Ethylhexyl)phthalate	ND		ug/Kg	64,000	200	287575	04/15/22	04/18/22	HQN
Di-n-octylphthalate	ND		ug/Kg	64,000	200	287575	04/15/22	04/18/22	HQN
Benzo(b)fluoranthene	ND		ug/Kg	64,000	200	287575	04/15/22	04/18/22	HQN
Benzo(k)fluoranthene	ND		ug/Kg	64,000	200	287575	04/15/22	04/18/22	HQN
Benzo(a)pyrene	ND		ug/Kg	64,000	200	287575	04/15/22	04/18/22	HQN
Indeno(1,2,3-cd)pyrene	ND		ug/Kg	64,000	200	287575	04/15/22	04/18/22	HQN
Dibenz(a,h)anthracene	ND		ug/Kg	64,000	200	287575	04/15/22	04/18/22	HQN
Benzo(g,h,i)perylene	ND		ug/Kg	64,000	200	287575	04/15/22	04/18/22	HQN
Surrogates				**Limits**					
2-Fluorophenol		DO	%REC	29-120	200	287575	04/15/22	04/18/22	HQN
Phenol-d6		DO	%REC	30-120	200	287575	04/15/22	04/18/22	HQN
2,4,6-Tribromophenol		DO	%REC	32-120	200	287575	04/15/22	04/18/22	HQN

Results for any subcontracted analyses are not included in this section.

ENTHALPY ANALYTICAL

Analysis Results for 461330

461330-003 Analyte	Result	Qual	Units	RL	DF	Batch	Prepared	Analyzed	Chemist
Nitrobenzene-d5		DO	%REC	33-120	200	287575	04/15/22	04/18/22	HQN
2-Fluorobiphenyl		DO	%REC	39-120	200	287575	04/15/22	04/18/22	HQN
Terphenyl-d14		DO	%REC	44-125	200	287575	04/15/22	04/18/22	HQN

Results for any subcontracted analyses are not included in this section.

ENTHALPY ANALYTICAL

Analysis Results for 461330

Sample ID: SSJ-02-0.25	Lab ID: 461330-004	Collected: 04/12/22 10:40
	Matrix: Soil	Basis: Dry

461330-004 Analyte	Result	Qual	Units	RL	DF	Batch	Prepared	Analyzed	Chemist
Method: ASTM D2216 Prep Method: METHOD									
Moisture, Percent	**10**		%	1	1	287746	04/19/22	04/20/22	DNA
Method: EPA 6010B Prep Method: EPA 3050B									
Antimony	ND		mg/Kg	3.4	1	287531	04/14/22	04/15/22	SBW
Arsenic	**11**		mg/Kg	1.1	1	287531	04/14/22	04/15/22	SBW
Barium	**260**		mg/Kg	1.1	1	287531	04/14/22	04/15/22	SBW
Beryllium	ND		mg/Kg	0.56	1	287531	04/14/22	04/15/22	SBW
Cadmium	ND		mg/Kg	0.56	1	287531	04/14/22	04/15/22	SBW
Chromium	**74**		mg/Kg	1.1	1	287531	04/14/22	04/15/22	SBW
Cobalt	**19**		mg/Kg	0.56	1	287531	04/14/22	04/15/22	SBW
Copper	**43**		mg/Kg	1.1	1	287531	04/14/22	04/15/22	SBW
Lead	**13**		mg/Kg	1.1	1	287531	04/14/22	04/15/22	SBW
Molybdenum	ND		mg/Kg	1.1	1	287531	04/14/22	04/15/22	SBW
Nickel	**110**		mg/Kg	1.1	1	287531	04/14/22	04/15/22	SBW
Selenium	ND		mg/Kg	3.4	1	287531	04/14/22	04/15/22	SBW
Silver	ND		mg/Kg	0.56	1	287531	04/14/22	04/15/22	SBW
Thallium	ND		mg/Kg	3.4	1	287531	04/14/22	04/15/22	SBW
Vanadium	**55**		mg/Kg	1.1	1	287531	04/14/22	04/15/22	SBW
Zinc	**81**		mg/Kg	5.6	1	287531	04/14/22	04/15/22	SBW
Method: EPA 7471A Prep Method: METHOD									
Mercury	ND		mg/Kg	0.19	1.2	287672	04/15/22	04/18/22	SBW
Method: EPA 8015M Prep Method: EPA 3580									
DRO C10-C28	ND		mg/Kg	11	1	287558	04/14/22	04/16/22	MES
ORO C28-C44	ND		mg/Kg	22	1	287558	04/14/22	04/16/22	MES
Surrogates				**Limits**					
n-Triacontane	101%		%REC	70-130	1	287558	04/14/22	04/16/22	MES
Method: EPA 8260B Prep Method: EPA 5030B									
TPH Gasoline	ND		ug/Kg	110	1	287472	04/14/22	04/14/22	TCN
Freon 12	ND		ug/Kg	5.6	1	287472	04/14/22	04/14/22	TCN
Chloromethane	ND		ug/Kg	5.6	1	287472	04/14/22	04/14/22	TCN
Vinyl Chloride	ND		ug/Kg	5.6	1	287472	04/14/22	04/14/22	TCN
Bromomethane	ND		ug/Kg	5.6	1	287472	04/14/22	04/14/22	TCN
Chloroethane	ND		ug/Kg	5.6	1	287472	04/14/22	04/14/22	TCN
Trichlorofluoromethane	ND		ug/Kg	5.6	1	287472	04/14/22	04/14/22	TCN
Acetone	ND		ug/Kg	110	1	287472	04/14/22	04/14/22	TCN
Freon 113	ND		ug/Kg	5.6	1	287472	04/14/22	04/14/22	TCN
1,1-Dichloroethene	ND		ug/Kg	5.6	1	287472	04/14/22	04/14/22	TCN

Results for any subcontracted analyses are not included in this section.

ENTHALPY ANALYTICAL

Analysis Results for 461330

461330-004 Analyte	Result	Qual	Units	RL	DF	Batch	Prepared	Analyzed	Chemist
Methylene Chloride	ND		ug/Kg	5.6	1	287472	04/14/22	04/14/22	TCN
MTBE	ND		ug/Kg	5.6	1	287472	04/14/22	04/14/22	TCN
trans-1,2-Dichloroethene	ND		ug/Kg	5.6	1	287472	04/14/22	04/14/22	TCN
1,1-Dichloroethane	ND		ug/Kg	5.6	1	287472	04/14/22	04/14/22	TCN
2-Butanone	ND		ug/Kg	110	1	287472	04/14/22	04/14/22	TCN
cis-1,2-Dichloroethene	ND		ug/Kg	5.6	1	287472	04/14/22	04/14/22	TCN
2,2-Dichloropropane	ND		ug/Kg	5.6	1	287472	04/14/22	04/14/22	TCN
Chloroform	ND		ug/Kg	5.6	1	287472	04/14/22	04/14/22	TCN
Bromochloromethane	ND		ug/Kg	5.6	1	287472	04/14/22	04/14/22	TCN
1,1,1-Trichloroethane	ND		ug/Kg	5.6	1	287472	04/14/22	04/14/22	TCN
1,1-Dichloropropene	ND		ug/Kg	5.6	1	287472	04/14/22	04/14/22	TCN
Carbon Tetrachloride	ND		ug/Kg	5.6	1	287472	04/14/22	04/14/22	TCN
1,2-Dichloroethane	ND		ug/Kg	5.6	1	287472	04/14/22	04/14/22	TCN
Benzene	ND		ug/Kg	5.6	1	287472	04/14/22	04/14/22	TCN
Trichloroethene	ND		ug/Kg	5.6	1	287472	04/14/22	04/14/22	TCN
1,2-Dichloropropane	ND		ug/Kg	5.6	1	287472	04/14/22	04/14/22	TCN
Bromodichloromethane	ND		ug/Kg	5.6	1	287472	04/14/22	04/14/22	TCN
Dibromomethane	ND		ug/Kg	5.6	1	287472	04/14/22	04/14/22	TCN
4-Methyl-2-Pentanone	ND		ug/Kg	9.0	1	287472	04/14/22	04/14/22	TCN
cis-1,3-Dichloropropene	ND		ug/Kg	5.6	1	287472	04/14/22	04/14/22	TCN
Toluene	ND		ug/Kg	5.6	1	287472	04/14/22	04/14/22	TCN
trans-1,3-Dichloropropene	ND		ug/Kg	5.6	1	287472	04/14/22	04/14/22	TCN
1,1,2-Trichloroethane	ND		ug/Kg	5.6	1	287472	04/14/22	04/14/22	TCN
1,3-Dichloropropane	ND		ug/Kg	5.6	1	287472	04/14/22	04/14/22	TCN
Tetrachloroethene	ND		ug/Kg	5.6	1	287472	04/14/22	04/14/22	TCN
Dibromochloromethane	ND		ug/Kg	5.6	1	287472	04/14/22	04/14/22	TCN
1,2-Dibromoethane	ND		ug/Kg	5.6	1	287472	04/14/22	04/14/22	TCN
Chlorobenzene	ND		ug/Kg	5.6	1	287472	04/14/22	04/14/22	TCN
1,1,1,2-Tetrachloroethane	ND		ug/Kg	5.6	1	287472	04/14/22	04/14/22	TCN
Ethylbenzene	ND		ug/Kg	5.6	1	287472	04/14/22	04/14/22	TCN
m,p-Xylenes	ND		ug/Kg	11	1	287472	04/14/22	04/14/22	TCN
o-Xylene	ND		ug/Kg	5.6	1	287472	04/14/22	04/14/22	TCN
Styrene	ND		ug/Kg	5.6	1	287472	04/14/22	04/14/22	TCN
Bromoform	ND		ug/Kg	5.6	1	287472	04/14/22	04/14/22	TCN
Isopropylbenzene	ND		ug/Kg	5.6	1	287472	04/14/22	04/14/22	TCN
1,1,2,2-Tetrachloroethane	ND		ug/Kg	5.6	1	287472	04/14/22	04/14/22	TCN
1,2,3-Trichloropropane	ND		ug/Kg	5.6	1	287472	04/14/22	04/14/22	TCN
Propylbenzene	ND		ug/Kg	5.6	1	287472	04/14/22	04/14/22	TCN
Bromobenzene	ND		ug/Kg	5.6	1	287472	04/14/22	04/14/22	TCN
1,3,5-Trimethylbenzene	ND		ug/Kg	5.6	1	287472	04/14/22	04/14/22	TCN
2-Chlorotoluene	ND		ug/Kg	5.6	1	287472	04/14/22	04/14/22	TCN
4-Chlorotoluene	ND		ug/Kg	5.6	1	287472	04/14/22	04/14/22	TCN
tert-Butylbenzene	ND		ug/Kg	5.6	1	287472	04/14/22	04/14/22	TCN
1,2,4-Trimethylbenzene	ND		ug/Kg	5.6	1	287472	04/14/22	04/14/22	TCN
sec-Butylbenzene	ND		ug/Kg	5.6	1	287472	04/14/22	04/14/22	TCN
para-Isopropyl Toluene	ND		ug/Kg	5.6	1	287472	04/14/22	04/14/22	TCN

Results for any subcontracted analyses are not included in this section.

ENTHALPY ANALYTICAL

Analysis Results for 461330

461330-004 Analyte	Result	Qual	Units	RL	DF	Batch	Prepared	Analyzed	Chemist
1,3-Dichlorobenzene	ND		ug/Kg	5.6	1	287472	04/14/22	04/14/22	TCN
1,4-Dichlorobenzene	ND		ug/Kg	5.6	1	287472	04/14/22	04/14/22	TCN
n-Butylbenzene	ND		ug/Kg	5.6	1	287472	04/14/22	04/14/22	TCN
1,2-Dichlorobenzene	ND		ug/Kg	5.6	1	287472	04/14/22	04/14/22	TCN
1,2-Dibromo-3-Chloropropane	ND		ug/Kg	5.6	1	287472	04/14/22	04/14/22	TCN
1,2,4-Trichlorobenzene	ND		ug/Kg	5.6	1	287472	04/14/22	04/14/22	TCN
Hexachlorobutadiene	ND		ug/Kg	5.6	1	287472	04/14/22	04/14/22	TCN
Naphthalene	ND		ug/Kg	5.6	1	287472	04/14/22	04/14/22	TCN
1,2,3-Trichlorobenzene	ND		ug/Kg	5.6	1	287472	04/14/22	04/14/22	TCN
Surrogates				**Limits**					
Dibromofluoromethane	107%		%REC	70-145	1	287472	04/14/22	04/14/22	TCN
1,2-Dichloroethane-d4	105%		%REC	70-145	1	287472	04/14/22	04/14/22	TCN
Toluene-d8	107%		%REC	70-145	1	287472	04/14/22	04/14/22	TCN
Bromofluorobenzene	100%		%REC	70-145	1	287472	04/14/22	04/14/22	TCN
Method: EPA 8270C Prep Method: EPA 3546									
Carbazole	ND		ug/Kg	280	1	287575	04/15/22	04/21/22	HQN
1-Methylnaphthalene	ND		ug/Kg	280	1	287575	04/15/22	04/21/22	HQN
Pyridine	ND		ug/Kg	280	1	287575	04/15/22	04/21/22	HQN
N-Nitrosodimethylamine	ND		ug/Kg	280	1	287575	04/15/22	04/21/22	HQN
Phenol	ND		ug/Kg	280	1	287575	04/15/22	04/21/22	HQN
Aniline	ND		ug/Kg	280	1	287575	04/15/22	04/21/22	HQN
bis(2-Chloroethyl)ether	ND		ug/Kg	1,300	1	287575	04/15/22	04/21/22	HQN
2-Chlorophenol	ND		ug/Kg	280	1	287575	04/15/22	04/21/22	HQN
1,3-Dichlorobenzene	ND		ug/Kg	280	1	287575	04/15/22	04/21/22	HQN
1,4-Dichlorobenzene	ND		ug/Kg	280	1	287575	04/15/22	04/21/22	HQN
Benzyl alcohol	ND		ug/Kg	280	1	287575	04/15/22	04/21/22	HQN
1,2-Dichlorobenzene	ND		ug/Kg	280	1	287575	04/15/22	04/21/22	HQN
2-Methylphenol	ND		ug/Kg	280	1	287575	04/15/22	04/21/22	HQN
bis(2-Chloroisopropyl) ether	ND		ug/Kg	280	1	287575	04/15/22	04/21/22	HQN
3-,4-Methylphenol	ND		ug/Kg	440	1	287575	04/15/22	04/21/22	HQN
N-Nitroso-di-n-propylamine	ND		ug/Kg	280	1	287575	04/15/22	04/21/22	HQN
Hexachloroethane	ND		ug/Kg	280	1	287575	04/15/22	04/21/22	HQN
Nitrobenzene	ND		ug/Kg	1,300	1	287575	04/15/22	04/21/22	HQN
Isophorone	ND		ug/Kg	280	1	287575	04/15/22	04/21/22	HQN
2-Nitrophenol	ND		ug/Kg	280	1	287575	04/15/22	04/21/22	HQN
2,4-Dimethylphenol	ND		ug/Kg	280	1	287575	04/15/22	04/21/22	HQN
Benzoic acid	ND		ug/Kg	1,300	1	287575	04/15/22	04/21/22	HQN
bis(2-Chloroethoxy)methane	ND		ug/Kg	280	1	287575	04/15/22	04/21/22	HQN
2,4-Dichlorophenol	ND		ug/Kg	280	1	287575	04/15/22	04/21/22	HQN
1,2,4-Trichlorobenzene	ND		ug/Kg	280	1	287575	04/15/22	04/21/22	HQN
Naphthalene	ND		ug/Kg	280	1	287575	04/15/22	04/21/22	HQN
4-Chloroaniline	ND		ug/Kg	280	1	287575	04/15/22	04/21/22	HQN
Hexachlorobutadiene	ND		ug/Kg	280	1	287575	04/15/22	04/21/22	HQN
4-Chloro-3-methylphenol	ND		ug/Kg	280	1	287575	04/15/22	04/21/22	HQN
2-Methylnaphthalene	ND		ug/Kg	280	1	287575	04/15/22	04/21/22	HQN

Results for any subcontracted analyses are not included in this section.

Analysis Results for 461330

461330-004 Analyte	Result	Qual	Units	RL	DF	Batch	Prepared	Analyzed	Chemist
Hexachlorocyclopentadiene	ND		ug/Kg	1,300	1	287575	04/15/22	04/21/22	HQN
2,4,6-Trichlorophenol	ND		ug/Kg	280	1	287575	04/15/22	04/21/22	HQN
2,4,5-Trichlorophenol	ND		ug/Kg	280	1	287575	04/15/22	04/21/22	HQN
2-Chloronaphthalene	ND		ug/Kg	280	1	287575	04/15/22	04/21/22	HQN
2-Nitroaniline	ND		ug/Kg	280	1	287575	04/15/22	04/21/22	HQN
Dimethylphthalate	ND		ug/Kg	280	1	287575	04/15/22	04/21/22	HQN
Acenaphthylene	ND		ug/Kg	280	1	287575	04/15/22	04/21/22	HQN
2,6-Dinitrotoluene	ND		ug/Kg	280	1	287575	04/15/22	04/21/22	HQN
3-Nitroaniline	ND		ug/Kg	280	1	287575	04/15/22	04/21/22	HQN
Acenaphthene	ND		ug/Kg	280	1	287575	04/15/22	04/21/22	HQN
2,4-Dinitrophenol	ND		ug/Kg	1,300	1	287575	04/15/22	04/21/22	HQN
4-Nitrophenol	ND		ug/Kg	280	1	287575	04/15/22	04/21/22	HQN
Dibenzofuran	ND		ug/Kg	280	1	287575	04/15/22	04/21/22	HQN
2,4-Dinitrotoluene	ND		ug/Kg	280	1	287575	04/15/22	04/21/22	HQN
Diethylphthalate	ND		ug/Kg	280	1	287575	04/15/22	04/21/22	HQN
Fluorene	ND		ug/Kg	280	1	287575	04/15/22	04/21/22	HQN
4-Chlorophenyl-phenylether	ND		ug/Kg	280	1	287575	04/15/22	04/21/22	HQN
4-Nitroaniline	ND		ug/Kg	280	1	287575	04/15/22	04/21/22	HQN
4,6-Dinitro-2-methylphenol	ND		ug/Kg	280	1	287575	04/15/22	04/21/22	HQN
N-Nitrosodiphenylamine	ND		ug/Kg	280	1	287575	04/15/22	04/21/22	HQN
1,2-diphenylhydrazine (as azobenzene)	ND		ug/Kg	280	1	287575	04/15/22	04/21/22	HQN
4-Bromophenyl-phenylether	ND		ug/Kg	280	1	287575	04/15/22	04/21/22	HQN
Hexachlorobenzene	ND		ug/Kg	280	1	287575	04/15/22	04/21/22	HQN
Pentachlorophenol	ND		ug/Kg	1,300	1	287575	04/15/22	04/21/22	HQN
Phenanthrene	ND		ug/Kg	280	1	287575	04/15/22	04/21/22	HQN
Anthracene	ND		ug/Kg	280	1	287575	04/15/22	04/21/22	HQN
Di-n-butylphthalate	ND		ug/Kg	280	1	287575	04/15/22	04/21/22	HQN
Fluoranthene	ND		ug/Kg	280	1	287575	04/15/22	04/21/22	HQN
Benzidine	ND		ug/Kg	1,300	1	287575	04/15/22	04/21/22	HQN
Pyrene	ND		ug/Kg	280	1	287575	04/15/22	04/21/22	HQN
Butylbenzylphthalate	ND		ug/Kg	280	1	287575	04/15/22	04/21/22	HQN
3,3'-Dichlorobenzidine	ND		ug/Kg	1,300	1	287575	04/15/22	04/21/22	HQN
Benzo(a)anthracene	ND		ug/Kg	280	1	287575	04/15/22	04/21/22	HQN
Chrysene	ND		ug/Kg	280	1	287575	04/15/22	04/21/22	HQN
bis(2-Ethylhexyl)phthalate	ND		ug/Kg	280	1	287575	04/15/22	04/21/22	HQN
Di-n-octylphthalate	ND		ug/Kg	280	1	287575	04/15/22	04/21/22	HQN
Benzo(b)fluoranthene	ND		ug/Kg	280	1	287575	04/15/22	04/21/22	HQN
Benzo(k)fluoranthene	ND		ug/Kg	280	1	287575	04/15/22	04/21/22	HQN
Benzo(a)pyrene	ND		ug/Kg	280	1	287575	04/15/22	04/21/22	HQN
Indeno(1,2,3-cd)pyrene	ND		ug/Kg	280	1	287575	04/15/22	04/21/22	HQN
Dibenz(a,h)anthracene	ND		ug/Kg	280	1	287575	04/15/22	04/21/22	HQN
Benzo(g,h,i)perylene	ND		ug/Kg	280	1	287575	04/15/22	04/21/22	HQN
Surrogates				**Limits**					
2-Fluorophenol	49%		%REC	29-120	1	287575	04/15/22	04/21/22	HQN
Phenol-d6	54%		%REC	30-120	1	287575	04/15/22	04/21/22	HQN
2,4,6-Tribromophenol	46%		%REC	32-120	1	287575	04/15/22	04/21/22	HQN

Results for any subcontracted analyses are not included in this section.

ENTHALPY ANALYTICAL

Analysis Results for 461330

461330-004 Analyte	Result	Qual	Units	RL	DF	Batch	Prepared	Analyzed	Chemist
Nitrobenzene-d5	43%		%REC	33-120	1	287575	04/15/22	04/21/22	HQN
2-Fluorobiphenyl	44%		%REC	39-120	1	287575	04/15/22	04/21/22	HQN
Terphenyl-d14	51%		%REC	44-125	1	287575	04/15/22	04/21/22	HQN

Results for any subcontracted analyses are not included in this section.

ENTHALPY ANALYTICAL

Analysis Results for 461330

Sample ID: SSJ-02-2.5	Lab ID: 461330-005	Collected: 04/12/22 10:45
	Matrix: Soil	Basis: Dry

461330-005 Analyte	Result	Qual	Units	RL	DF	Batch	Prepared	Analyzed	Chemist
Method: ASTM D2216 Prep Method: METHOD									
Moisture, Percent	**9**		%	1	1	287746	04/19/22	04/20/22	DNA
Method: EPA 6010B Prep Method: EPA 3050B									
Antimony	ND		mg/Kg	3.2	0.97	287531	04/14/22	04/15/22	SBW
Arsenic	**9.2**		mg/Kg	1.1	0.97	287531	04/14/22	04/15/22	SBW
Barium	**220**		mg/Kg	1.1	0.97	287531	04/14/22	04/15/22	SBW
Beryllium	ND		mg/Kg	0.53	0.97	287531	04/14/22	04/15/22	SBW
Cadmium	ND		mg/Kg	0.53	0.97	287531	04/14/22	04/15/22	SBW
Chromium	**67**		mg/Kg	1.1	0.97	287531	04/14/22	04/15/22	SBW
Cobalt	**16**		mg/Kg	0.53	0.97	287531	04/14/22	04/15/22	SBW
Copper	**36**		mg/Kg	1.1	0.97	287531	04/14/22	04/15/22	SBW
Lead	**11**		mg/Kg	1.1	0.97	287531	04/14/22	04/15/22	SBW
Molybdenum	ND		mg/Kg	1.1	0.97	287531	04/14/22	04/15/22	SBW
Nickel	**100**		mg/Kg	1.1	0.97	287531	04/14/22	04/15/22	SBW
Selenium	ND		mg/Kg	3.2	0.97	287531	04/14/22	04/15/22	SBW
Silver	ND		mg/Kg	0.53	0.97	287531	04/14/22	04/15/22	SBW
Thallium	ND		mg/Kg	3.2	0.97	287531	04/14/22	04/15/22	SBW
Vanadium	**47**		mg/Kg	1.1	0.97	287531	04/14/22	04/15/22	SBW
Zinc	**68**		mg/Kg	5.3	0.97	287531	04/14/22	04/15/22	SBW
Method: EPA 7471A Prep Method: METHOD									
Mercury	ND		mg/Kg	0.18	1.2	287672	04/15/22	04/18/22	SBW
Method: EPA 8015M Prep Method: EPA 3580									
DRO C10-C28	ND		mg/Kg	11	1	287558	04/14/22	04/16/22	MES
ORO C28-C44	ND		mg/Kg	22	1	287558	04/14/22	04/16/22	MES
Surrogates				**Limits**					
n-Triacontane	99%		%REC	70-130	1	287558	04/14/22	04/16/22	MES
Method: EPA 8260B Prep Method: EPA 5030B									
TPH Gasoline	ND		ug/Kg	110	1	287472	04/14/22	04/14/22	RAO
Freon 12	ND		ug/Kg	5.5	1	287472	04/14/22	04/14/22	RAO
Chloromethane	ND		ug/Kg	5.5	1	287472	04/14/22	04/14/22	RAO
Vinyl Chloride	ND		ug/Kg	5.5	1	287472	04/14/22	04/14/22	RAO
Bromomethane	ND		ug/Kg	5.5	1	287472	04/14/22	04/14/22	RAO
Chloroethane	ND		ug/Kg	5.5	1	287472	04/14/22	04/14/22	RAO
Trichlorofluoromethane	ND		ug/Kg	5.5	1	287472	04/14/22	04/14/22	RAO
Acetone	ND		ug/Kg	110	1	287472	04/14/22	04/14/22	RAO
Freon 113	ND		ug/Kg	5.5	1	287472	04/14/22	04/14/22	RAO
1,1-Dichloroethene	ND		ug/Kg	5.5	1	287472	04/14/22	04/14/22	RAO

Results for any subcontracted analyses are not included in this section.

ENTHALPY ANALYTICAL

Analysis Results for 461330

461330-005 Analyte	Result	Qual	Units	RL	DF	Batch	Prepared	Analyzed	Chemist
Methylene Chloride	ND		ug/Kg	5.5	1	287472	04/14/22	04/14/22	RAO
MTBE	ND		ug/Kg	5.5	1	287472	04/14/22	04/14/22	RAO
trans-1,2-Dichloroethene	ND		ug/Kg	5.5	1	287472	04/14/22	04/14/22	RAO
1,1-Dichloroethane	ND		ug/Kg	5.5	1	287472	04/14/22	04/14/22	RAO
2-Butanone	ND		ug/Kg	110	1	287472	04/14/22	04/14/22	RAO
cis-1,2-Dichloroethene	ND		ug/Kg	5.5	1	287472	04/14/22	04/14/22	RAO
2,2-Dichloropropane	ND		ug/Kg	5.5	1	287472	04/14/22	04/14/22	RAO
Chloroform	ND		ug/Kg	5.5	1	287472	04/14/22	04/14/22	RAO
Bromochloromethane	ND		ug/Kg	5.5	1	287472	04/14/22	04/14/22	RAO
1,1,1-Trichloroethane	ND		ug/Kg	5.5	1	287472	04/14/22	04/14/22	RAO
1,1-Dichloropropene	ND		ug/Kg	5.5	1	287472	04/14/22	04/14/22	RAO
Carbon Tetrachloride	ND		ug/Kg	5.5	1	287472	04/14/22	04/14/22	RAO
1,2-Dichloroethane	ND		ug/Kg	5.5	1	287472	04/14/22	04/14/22	RAO
Benzene	ND		ug/Kg	5.5	1	287472	04/14/22	04/14/22	RAO
Trichloroethene	ND		ug/Kg	5.5	1	287472	04/14/22	04/14/22	RAO
1,2-Dichloropropane	ND		ug/Kg	5.5	1	287472	04/14/22	04/14/22	RAO
Bromodichloromethane	ND		ug/Kg	5.5	1	287472	04/14/22	04/14/22	RAO
Dibromomethane	ND		ug/Kg	5.5	1	287472	04/14/22	04/14/22	RAO
4-Methyl-2-Pentanone	ND		ug/Kg	8.9	1	287472	04/14/22	04/14/22	RAO
cis-1,3-Dichloropropene	ND		ug/Kg	5.5	1	287472	04/14/22	04/14/22	RAO
Toluene	ND		ug/Kg	5.5	1	287472	04/14/22	04/14/22	RAO
trans-1,3-Dichloropropene	ND		ug/Kg	5.5	1	287472	04/14/22	04/14/22	RAO
1,1,2-Trichloroethane	ND		ug/Kg	5.5	1	287472	04/14/22	04/14/22	RAO
1,3-Dichloropropane	ND		ug/Kg	5.5	1	287472	04/14/22	04/14/22	RAO
Tetrachloroethene	ND		ug/Kg	5.5	1	287472	04/14/22	04/14/22	RAO
Dibromochloromethane	ND		ug/Kg	5.5	1	287472	04/14/22	04/14/22	RAO
1,2-Dibromoethane	ND		ug/Kg	5.5	1	287472	04/14/22	04/14/22	RAO
Chlorobenzene	ND		ug/Kg	5.5	1	287472	04/14/22	04/14/22	RAO
1,1,1,2-Tetrachloroethane	ND		ug/Kg	5.5	1	287472	04/14/22	04/14/22	RAO
Ethylbenzene	ND		ug/Kg	5.5	1	287472	04/14/22	04/14/22	RAO
m,p-Xylenes	ND		ug/Kg	11	1	287472	04/14/22	04/14/22	RAO
o-Xylene	ND		ug/Kg	5.5	1	287472	04/14/22	04/14/22	RAO
Styrene	ND		ug/Kg	5.5	1	287472	04/14/22	04/14/22	RAO
Bromoform	ND		ug/Kg	5.5	1	287472	04/14/22	04/14/22	RAO
Isopropylbenzene	ND		ug/Kg	5.5	1	287472	04/14/22	04/14/22	RAO
1,1,2,2-Tetrachloroethane	ND		ug/Kg	5.5	1	287472	04/14/22	04/14/22	RAO
1,2,3-Trichloropropane	ND		ug/Kg	5.5	1	287472	04/14/22	04/14/22	RAO
Propylbenzene	ND		ug/Kg	5.5	1	287472	04/14/22	04/14/22	RAO
Bromobenzene	ND		ug/Kg	5.5	1	287472	04/14/22	04/14/22	RAO
1,3,5-Trimethylbenzene	ND		ug/Kg	5.5	1	287472	04/14/22	04/14/22	RAO
2-Chlorotoluene	ND		ug/Kg	5.5	1	287472	04/14/22	04/14/22	RAO
4-Chlorotoluene	ND		ug/Kg	5.5	1	287472	04/14/22	04/14/22	RAO
tert-Butylbenzene	ND		ug/Kg	5.5	1	287472	04/14/22	04/14/22	RAO
1,2,4-Trimethylbenzene	ND		ug/Kg	5.5	1	287472	04/14/22	04/14/22	RAO
sec-Butylbenzene	ND		ug/Kg	5.5	1	287472	04/14/22	04/14/22	RAO
para-Isopropyl Toluene	ND		ug/Kg	5.5	1	287472	04/14/22	04/14/22	RAO

Results for any subcontracted analyses are not included in this section.

Analysis Results for 461330

461330-005 Analyte	Result	Qual	Units	RL	DF	Batch	Prepared	Analyzed	Chemist
1,3-Dichlorobenzene	ND		ug/Kg	5.5	1	287472	04/14/22	04/14/22	RAO
1,4-Dichlorobenzene	ND		ug/Kg	5.5	1	287472	04/14/22	04/14/22	RAO
n-Butylbenzene	ND		ug/Kg	5.5	1	287472	04/14/22	04/14/22	RAO
1,2-Dichlorobenzene	ND		ug/Kg	5.5	1	287472	04/14/22	04/14/22	RAO
1,2-Dibromo-3-Chloropropane	ND		ug/Kg	5.5	1	287472	04/14/22	04/14/22	RAO
1,2,4-Trichlorobenzene	ND		ug/Kg	5.5	1	287472	04/14/22	04/14/22	RAO
Hexachlorobutadiene	ND		ug/Kg	5.5	1	287472	04/14/22	04/14/22	RAO
Naphthalene	ND		ug/Kg	5.5	1	287472	04/14/22	04/14/22	RAO
1,2,3-Trichlorobenzene	ND		ug/Kg	5.5	1	287472	04/14/22	04/14/22	RAO
Surrogates				**Limits**					
Dibromofluoromethane	108%		%REC	70-145	1	287472	04/14/22	04/14/22	RAO
1,2-Dichloroethane-d4	105%		%REC	70-145	1	287472	04/14/22	04/14/22	RAO
Toluene-d8	105%		%REC	70-145	1	287472	04/14/22	04/14/22	RAO
Bromofluorobenzene	100%		%REC	70-145	1	287472	04/14/22	04/14/22	RAO
Method: EPA 8270C Prep Method: EPA 3546									
Carbazole	ND		ug/Kg	270	1	287575	04/15/22	04/18/22	HQN
1-Methylnaphthalene	ND		ug/Kg	270	1	287575	04/15/22	04/18/22	HQN
Pyridine	ND		ug/Kg	270	1	287575	04/15/22	04/18/22	HQN
N-Nitrosodimethylamine	ND		ug/Kg	270	1	287575	04/15/22	04/18/22	HQN
Phenol	ND		ug/Kg	270	1	287575	04/15/22	04/18/22	HQN
Aniline	ND		ug/Kg	270	1	287575	04/15/22	04/18/22	HQN
bis(2-Chloroethyl)ether	ND		ug/Kg	1,300	1	287575	04/15/22	04/18/22	HQN
2-Chlorophenol	ND		ug/Kg	270	1	287575	04/15/22	04/18/22	HQN
1,3-Dichlorobenzene	ND		ug/Kg	270	1	287575	04/15/22	04/18/22	HQN
1,4-Dichlorobenzene	ND		ug/Kg	270	1	287575	04/15/22	04/18/22	HQN
Benzyl alcohol	ND		ug/Kg	270	1	287575	04/15/22	04/18/22	HQN
1,2-Dichlorobenzene	ND		ug/Kg	270	1	287575	04/15/22	04/18/22	HQN
2-Methylphenol	ND		ug/Kg	270	1	287575	04/15/22	04/18/22	HQN
bis(2-Chloroisopropyl) ether	ND		ug/Kg	270	1	287575	04/15/22	04/18/22	HQN
3-,4-Methylphenol	ND		ug/Kg	440	1	287575	04/15/22	04/18/22	HQN
N-Nitroso-di-n-propylamine	ND		ug/Kg	270	1	287575	04/15/22	04/18/22	HQN
Hexachloroethane	ND		ug/Kg	270	1	287575	04/15/22	04/18/22	HQN
Nitrobenzene	ND		ug/Kg	1,300	1	287575	04/15/22	04/18/22	HQN
Isophorone	ND		ug/Kg	270	1	287575	04/15/22	04/18/22	HQN
2-Nitrophenol	ND		ug/Kg	270	1	287575	04/15/22	04/18/22	HQN
2,4-Dimethylphenol	ND		ug/Kg	270	1	287575	04/15/22	04/18/22	HQN
Benzoic acid	ND		ug/Kg	1,300	1	287575	04/15/22	04/18/22	HQN
bis(2-Chloroethoxy)methane	ND		ug/Kg	270	1	287575	04/15/22	04/18/22	HQN
2,4-Dichlorophenol	ND		ug/Kg	270	1	287575	04/15/22	04/18/22	HQN
1,2,4-Trichlorobenzene	ND		ug/Kg	270	1	287575	04/15/22	04/18/22	HQN
Naphthalene	ND		ug/Kg	270	1	287575	04/15/22	04/18/22	HQN
4-Chloroaniline	ND		ug/Kg	270	1	287575	04/15/22	04/18/22	HQN
Hexachlorobutadiene	ND		ug/Kg	270	1	287575	04/15/22	04/18/22	HQN
4-Chloro-3-methylphenol	ND		ug/Kg	270	1	287575	04/15/22	04/18/22	HQN
2-Methylnaphthalene	ND		ug/Kg	270	1	287575	04/15/22	04/18/22	HQN

Results for any subcontracted analyses are not included in this section.

ENTHALPY ANALYTICAL

Analysis Results for 461330

461330-005 Analyte	Result	Qual	Units	RL	DF	Batch	Prepared	Analyzed	Chemist
Hexachlorocyclopentadiene	ND		ug/Kg	1,300	1	287575	04/15/22	04/18/22	HQN
2,4,6-Trichlorophenol	ND		ug/Kg	270	1	287575	04/15/22	04/18/22	HQN
2,4,5-Trichlorophenol	ND		ug/Kg	270	1	287575	04/15/22	04/18/22	HQN
2-Chloronaphthalene	ND		ug/Kg	270	1	287575	04/15/22	04/18/22	HQN
2-Nitroaniline	ND		ug/Kg	270	1	287575	04/15/22	04/18/22	HQN
Dimethylphthalate	ND		ug/Kg	270	1	287575	04/15/22	04/18/22	HQN
Acenaphthylene	ND		ug/Kg	270	1	287575	04/15/22	04/18/22	HQN
2,6-Dinitrotoluene	ND		ug/Kg	270	1	287575	04/15/22	04/18/22	HQN
3-Nitroaniline	ND		ug/Kg	270	1	287575	04/15/22	04/18/22	HQN
Acenaphthene	ND		ug/Kg	270	1	287575	04/15/22	04/18/22	HQN
2,4-Dinitrophenol	ND		ug/Kg	1,300	1	287575	04/15/22	04/18/22	HQN
4-Nitrophenol	ND		ug/Kg	270	1	287575	04/15/22	04/18/22	HQN
Dibenzofuran	ND		ug/Kg	270	1	287575	04/15/22	04/18/22	HQN
2,4-Dinitrotoluene	ND		ug/Kg	270	1	287575	04/15/22	04/18/22	HQN
Diethylphthalate	ND		ug/Kg	270	1	287575	04/15/22	04/18/22	HQN
Fluorene	ND		ug/Kg	270	1	287575	04/15/22	04/18/22	HQN
4-Chlorophenyl-phenylether	ND		ug/Kg	270	1	287575	04/15/22	04/18/22	HQN
4-Nitroaniline	ND		ug/Kg	270	1	287575	04/15/22	04/18/22	HQN
4,6-Dinitro-2-methylphenol	ND		ug/Kg	270	1	287575	04/15/22	04/18/22	HQN
N-Nitrosodiphenylamine	ND		ug/Kg	270	1	287575	04/15/22	04/18/22	HQN
1,2-diphenylhydrazine (as azobenzene)	ND		ug/Kg	270	1	287575	04/15/22	04/18/22	HQN
4-Bromophenyl-phenylether	ND		ug/Kg	270	1	287575	04/15/22	04/18/22	HQN
Hexachlorobenzene	ND		ug/Kg	270	1	287575	04/15/22	04/18/22	HQN
Pentachlorophenol	ND		ug/Kg	1,300	1	287575	04/15/22	04/18/22	HQN
Phenanthrene	ND		ug/Kg	270	1	287575	04/15/22	04/18/22	HQN
Anthracene	ND		ug/Kg	270	1	287575	04/15/22	04/18/22	HQN
Di-n-butylphthalate	ND		ug/Kg	270	1	287575	04/15/22	04/18/22	HQN
Fluoranthene	ND		ug/Kg	270	1	287575	04/15/22	04/18/22	HQN
Benzidine	ND		ug/Kg	1,300	1	287575	04/15/22	04/18/22	HQN
Pyrene	ND		ug/Kg	270	1	287575	04/15/22	04/18/22	HQN
Butylbenzylphthalate	ND		ug/Kg	270	1	287575	04/15/22	04/18/22	HQN
3,3'-Dichlorobenzidine	ND		ug/Kg	1,300	1	287575	04/15/22	04/18/22	HQN
Benzo(a)anthracene	ND		ug/Kg	270	1	287575	04/15/22	04/18/22	HQN
Chrysene	ND		ug/Kg	270	1	287575	04/15/22	04/18/22	HQN
bis(2-Ethylhexyl)phthalate	ND		ug/Kg	270	1	287575	04/15/22	04/18/22	HQN
Di-n-octylphthalate	ND		ug/Kg	270	1	287575	04/15/22	04/18/22	HQN
Benzo(b)fluoranthene	ND		ug/Kg	270	1	287575	04/15/22	04/18/22	HQN
Benzo(k)fluoranthene	ND		ug/Kg	270	1	287575	04/15/22	04/18/22	HQN
Benzo(a)pyrene	ND		ug/Kg	270	1	287575	04/15/22	04/18/22	HQN
Indeno(1,2,3-cd)pyrene	ND		ug/Kg	270	1	287575	04/15/22	04/18/22	HQN
Dibenz(a,h)anthracene	ND		ug/Kg	270	1	287575	04/15/22	04/18/22	HQN
Benzo(g,h,i)perylene	ND		ug/Kg	270	1	287575	04/15/22	04/18/22	HQN
Surrogates				**Limits**					
2-Fluorophenol	55%		%REC	29-120	1	287575	04/15/22	04/18/22	HQN
Phenol-d6	57%		%REC	30-120	1	287575	04/15/22	04/18/22	HQN
2,4,6-Tribromophenol	49%		%REC	32-120	1	287575	04/15/22	04/18/22	HQN

Results for any subcontracted analyses are not included in this section.

ENTHALPY ANALYTICAL

Analysis Results for 461330

461330-005 Analyte	Result	Qual	Units	RL	DF	Batch	Prepared	Analyzed	Chemist
Nitrobenzene-d5	58%		%REC	33-120	1	287575	04/15/22	04/18/22	HQN
2-Fluorobiphenyl	51%		%REC	39-120	1	287575	04/15/22	04/18/22	HQN
Terphenyl-d14	58%		%REC	44-125	1	287575	04/15/22	04/18/22	HQN

Results for any subcontracted analyses are not included in this section.

ENTHALPY ANALYTICAL

Analysis Results for 461330

Sample ID: SSJ-02-5	Lab ID: 461330-006	Collected: 04/12/22 10:55
	Matrix: Soil	Basis: Dry

461330-006 Analyte	Result	Qual	Units	RL	DF	Batch	Prepared	Analyzed	Chemist
Method: ASTM D2216 Prep Method: METHOD									
Moisture, Percent	**8**		%	1	1	287746	04/19/22	04/20/22	DNA
Method: EPA 6010B Prep Method: EPA 3050B									
Antimony	ND		mg/Kg	2.7	0.83	287531	04/14/22	04/15/22	SBW
Arsenic	**8.1**		mg/Kg	0.91	0.83	287531	04/14/22	04/15/22	SBW
Barium	**180**		mg/Kg	0.91	0.83	287531	04/14/22	04/15/22	SBW
Beryllium	ND		mg/Kg	0.45	0.83	287531	04/14/22	04/15/22	SBW
Cadmium	ND		mg/Kg	0.45	0.83	287531	04/14/22	04/15/22	SBW
Chromium	**62**		mg/Kg	0.91	0.83	287531	04/14/22	04/15/22	SBW
Cobalt	**15**		mg/Kg	0.45	0.83	287531	04/14/22	04/15/22	SBW
Copper	**31**		mg/Kg	0.91	0.83	287531	04/14/22	04/15/22	SBW
Lead	**9.7**		mg/Kg	0.91	0.83	287531	04/14/22	04/15/22	SBW
Molybdenum	ND		mg/Kg	0.91	0.83	287531	04/14/22	04/15/22	SBW
Nickel	**99**		mg/Kg	0.91	0.83	287531	04/14/22	04/15/22	SBW
Selenium	ND		mg/Kg	2.7	0.83	287531	04/14/22	04/15/22	SBW
Silver	ND		mg/Kg	0.45	0.83	287531	04/14/22	04/15/22	SBW
Thallium	ND		mg/Kg	2.7	0.83	287531	04/14/22	04/15/22	SBW
Vanadium	**41**		mg/Kg	0.91	0.83	287531	04/14/22	04/15/22	SBW
Zinc	**60**		mg/Kg	4.5	0.83	287531	04/14/22	04/15/22	SBW
Method: EPA 7471A Prep Method: METHOD									
Mercury	ND		mg/Kg	0.17	1.1	287595	04/14/22	04/18/22	SBW
Method: EPA 8015M Prep Method: EPA 3580									
DRO C10-C28	ND		mg/Kg	11	1	287558	04/14/22	04/16/22	MES
ORO C28-C44	ND		mg/Kg	22	1	287558	04/14/22	04/16/22	MES
Surrogates				**Limits**					
n-Triacontane	90%		%REC	70-130	1	287558	04/14/22	04/16/22	MES
Method: EPA 8260B Prep Method: EPA 5030B									
TPH Gasoline	ND		ug/Kg	110	1	287472	04/14/22	04/14/22	RAO
Freon 12	ND		ug/Kg	5.4	1	287472	04/14/22	04/14/22	RAO
Chloromethane	ND		ug/Kg	5.4	1	287472	04/14/22	04/14/22	RAO
Vinyl Chloride	ND		ug/Kg	5.4	1	287472	04/14/22	04/14/22	RAO
Bromomethane	ND		ug/Kg	5.4	1	287472	04/14/22	04/14/22	RAO
Chloroethane	ND		ug/Kg	5.4	1	287472	04/14/22	04/14/22	RAO
Trichlorofluoromethane	ND		ug/Kg	5.4	1	287472	04/14/22	04/14/22	RAO
Acetone	ND		ug/Kg	110	1	287472	04/14/22	04/14/22	RAO
Freon 113	ND		ug/Kg	5.4	1	287472	04/14/22	04/14/22	RAO
1,1-Dichloroethene	ND		ug/Kg	5.4	1	287472	04/14/22	04/14/22	RAO

Results for any subcontracted analyses are not included in this section.

ENTHALPY ANALYTICAL

Analysis Results for 461330

461330-006 Analyte	Result	Qual	Units	RL	DF	Batch	Prepared	Analyzed	Chemist
Methylene Chloride	ND		ug/Kg	5.4	1	287472	04/14/22	04/14/22	RAO
MTBE	ND		ug/Kg	5.4	1	287472	04/14/22	04/14/22	RAO
trans-1,2-Dichloroethene	ND		ug/Kg	5.4	1	287472	04/14/22	04/14/22	RAO
1,1-Dichloroethane	ND		ug/Kg	5.4	1	287472	04/14/22	04/14/22	RAO
2-Butanone	ND		ug/Kg	110	1	287472	04/14/22	04/14/22	RAO
cis-1,2-Dichloroethene	ND		ug/Kg	5.4	1	287472	04/14/22	04/14/22	RAO
2,2-Dichloropropane	ND		ug/Kg	5.4	1	287472	04/14/22	04/14/22	RAO
Chloroform	ND		ug/Kg	5.4	1	287472	04/14/22	04/14/22	RAO
Bromochloromethane	ND		ug/Kg	5.4	1	287472	04/14/22	04/14/22	RAO
1,1,1-Trichloroethane	ND		ug/Kg	5.4	1	287472	04/14/22	04/14/22	RAO
1,1-Dichloropropene	ND		ug/Kg	5.4	1	287472	04/14/22	04/14/22	RAO
Carbon Tetrachloride	ND		ug/Kg	5.4	1	287472	04/14/22	04/14/22	RAO
1,2-Dichloroethane	ND		ug/Kg	5.4	1	287472	04/14/22	04/14/22	RAO
Benzene	ND		ug/Kg	5.4	1	287472	04/14/22	04/14/22	RAO
Trichloroethene	ND		ug/Kg	5.4	1	287472	04/14/22	04/14/22	RAO
1,2-Dichloropropane	ND		ug/Kg	5.4	1	287472	04/14/22	04/14/22	RAO
Bromodichloromethane	ND		ug/Kg	5.4	1	287472	04/14/22	04/14/22	RAO
Dibromomethane	ND		ug/Kg	5.4	1	287472	04/14/22	04/14/22	RAO
4-Methyl-2-Pentanone	ND		ug/Kg	8.8	1	287472	04/14/22	04/14/22	RAO
cis-1,3-Dichloropropene	ND		ug/Kg	5.4	1	287472	04/14/22	04/14/22	RAO
Toluene	ND		ug/Kg	5.4	1	287472	04/14/22	04/14/22	RAO
trans-1,3-Dichloropropene	ND		ug/Kg	5.4	1	287472	04/14/22	04/14/22	RAO
1,1,2-Trichloroethane	ND		ug/Kg	5.4	1	287472	04/14/22	04/14/22	RAO
1,3-Dichloropropane	ND		ug/Kg	5.4	1	287472	04/14/22	04/14/22	RAO
Tetrachloroethene	ND		ug/Kg	5.4	1	287472	04/14/22	04/14/22	RAO
Dibromochloromethane	ND		ug/Kg	5.4	1	287472	04/14/22	04/14/22	RAO
1,2-Dibromoethane	ND		ug/Kg	5.4	1	287472	04/14/22	04/14/22	RAO
Chlorobenzene	ND		ug/Kg	5.4	1	287472	04/14/22	04/14/22	RAO
1,1,1,2-Tetrachloroethane	ND		ug/Kg	5.4	1	287472	04/14/22	04/14/22	RAO
Ethylbenzene	ND		ug/Kg	5.4	1	287472	04/14/22	04/14/22	RAO
m,p-Xylenes	ND		ug/Kg	11	1	287472	04/14/22	04/14/22	RAO
o-Xylene	ND		ug/Kg	5.4	1	287472	04/14/22	04/14/22	RAO
Styrene	ND		ug/Kg	5.4	1	287472	04/14/22	04/14/22	RAO
Bromoform	ND		ug/Kg	5.4	1	287472	04/14/22	04/14/22	RAO
Isopropylbenzene	ND		ug/Kg	5.4	1	287472	04/14/22	04/14/22	RAO
1,1,2,2-Tetrachloroethane	ND		ug/Kg	5.4	1	287472	04/14/22	04/14/22	RAO
1,2,3-Trichloropropane	ND		ug/Kg	5.4	1	287472	04/14/22	04/14/22	RAO
Propylbenzene	ND		ug/Kg	5.4	1	287472	04/14/22	04/14/22	RAO
Bromobenzene	ND		ug/Kg	5.4	1	287472	04/14/22	04/14/22	RAO
1,3,5-Trimethylbenzene	ND		ug/Kg	5.4	1	287472	04/14/22	04/14/22	RAO
2-Chlorotoluene	ND		ug/Kg	5.4	1	287472	04/14/22	04/14/22	RAO
4-Chlorotoluene	ND		ug/Kg	5.4	1	287472	04/14/22	04/14/22	RAO
tert-Butylbenzene	ND		ug/Kg	5.4	1	287472	04/14/22	04/14/22	RAO
1,2,4-Trimethylbenzene	ND		ug/Kg	5.4	1	287472	04/14/22	04/14/22	RAO
sec-Butylbenzene	ND		ug/Kg	5.4	1	287472	04/14/22	04/14/22	RAO
para-Isopropyl Toluene	ND		ug/Kg	5.4	1	287472	04/14/22	04/14/22	RAO

Results for any subcontracted analyses are not included in this section.

ENTHALPY ANALYTICAL

Analysis Results for 461330

461330-006 Analyte	Result	Qual	Units	RL	DF	Batch	Prepared	Analyzed	Chemist
1,3-Dichlorobenzene	ND		ug/Kg	5.4	1	287472	04/14/22	04/14/22	RAO
1,4-Dichlorobenzene	ND		ug/Kg	5.4	1	287472	04/14/22	04/14/22	RAO
n-Butylbenzene	ND		ug/Kg	5.4	1	287472	04/14/22	04/14/22	RAO
1,2-Dichlorobenzene	ND		ug/Kg	5.4	1	287472	04/14/22	04/14/22	RAO
1,2-Dibromo-3-Chloropropane	ND		ug/Kg	5.4	1	287472	04/14/22	04/14/22	RAO
1,2,4-Trichlorobenzene	ND		ug/Kg	5.4	1	287472	04/14/22	04/14/22	RAO
Hexachlorobutadiene	ND		ug/Kg	5.4	1	287472	04/14/22	04/14/22	RAO
Naphthalene	ND		ug/Kg	5.4	1	287472	04/14/22	04/14/22	RAO
1,2,3-Trichlorobenzene	ND		ug/Kg	5.4	1	287472	04/14/22	04/14/22	RAO
Surrogates				**Limits**					
Dibromofluoromethane	107%		%REC	70-145	1	287472	04/14/22	04/14/22	RAO
1,2-Dichloroethane-d4	104%		%REC	70-145	1	287472	04/14/22	04/14/22	RAO
Toluene-d8	107%		%REC	70-145	1	287472	04/14/22	04/14/22	RAO
Bromofluorobenzene	101%		%REC	70-145	1	287472	04/14/22	04/14/22	RAO
Method: EPA 8270C Prep Method: EPA 3546									
Carbazole	ND		ug/Kg	270	1	287575	04/15/22	04/18/22	HQN
1-Methylnaphthalene	ND		ug/Kg	270	1	287575	04/15/22	04/18/22	HQN
Pyridine	ND		ug/Kg	270	1	287575	04/15/22	04/18/22	HQN
N-Nitrosodimethylamine	ND		ug/Kg	270	1	287575	04/15/22	04/18/22	HQN
Phenol	ND		ug/Kg	270	1	287575	04/15/22	04/18/22	HQN
Aniline	ND		ug/Kg	270	1	287575	04/15/22	04/18/22	HQN
bis(2-Chloroethyl)ether	ND		ug/Kg	1,300	1	287575	04/15/22	04/18/22	HQN
2-Chlorophenol	ND		ug/Kg	270	1	287575	04/15/22	04/18/22	HQN
1,3-Dichlorobenzene	ND		ug/Kg	270	1	287575	04/15/22	04/18/22	HQN
1,4-Dichlorobenzene	ND		ug/Kg	270	1	287575	04/15/22	04/18/22	HQN
Benzyl alcohol	ND		ug/Kg	270	1	287575	04/15/22	04/18/22	HQN
1,2-Dichlorobenzene	ND		ug/Kg	270	1	287575	04/15/22	04/18/22	HQN
2-Methylphenol	ND		ug/Kg	270	1	287575	04/15/22	04/18/22	HQN
bis(2-Chloroisopropyl) ether	ND		ug/Kg	270	1	287575	04/15/22	04/18/22	HQN
3-,4-Methylphenol	ND		ug/Kg	430	1	287575	04/15/22	04/18/22	HQN
N-Nitroso-di-n-propylamine	ND		ug/Kg	270	1	287575	04/15/22	04/18/22	HQN
Hexachloroethane	ND		ug/Kg	270	1	287575	04/15/22	04/18/22	HQN
Nitrobenzene	ND		ug/Kg	1,300	1	287575	04/15/22	04/18/22	HQN
Isophorone	ND		ug/Kg	270	1	287575	04/15/22	04/18/22	HQN
2-Nitrophenol	ND		ug/Kg	270	1	287575	04/15/22	04/18/22	HQN
2,4-Dimethylphenol	ND		ug/Kg	270	1	287575	04/15/22	04/18/22	HQN
Benzoic acid	ND		ug/Kg	1,300	1	287575	04/15/22	04/18/22	HQN
bis(2-Chloroethoxy)methane	ND		ug/Kg	270	1	287575	04/15/22	04/18/22	HQN
2,4-Dichlorophenol	ND		ug/Kg	270	1	287575	04/15/22	04/18/22	HQN
1,2,4-Trichlorobenzene	ND		ug/Kg	270	1	287575	04/15/22	04/18/22	HQN
Naphthalene	ND		ug/Kg	270	1	287575	04/15/22	04/18/22	HQN
4-Chloroaniline	ND		ug/Kg	270	1	287575	04/15/22	04/18/22	HQN
Hexachlorobutadiene	ND		ug/Kg	270	1	287575	04/15/22	04/18/22	HQN
4-Chloro-3-methylphenol	ND		ug/Kg	270	1	287575	04/15/22	04/18/22	HQN
2-Methylnaphthalene	ND		ug/Kg	270	1	287575	04/15/22	04/18/22	HQN

Results for any subcontracted analyses are not included in this section.

ENTHALPY ANALYTICAL

Analysis Results for 461330

461330-006 Analyte	Result	Qual	Units	RL	DF	Batch	Prepared	Analyzed	Chemist
Hexachlorocyclopentadiene	ND		ug/Kg	1,300	1	287575	04/15/22	04/18/22	HQN
2,4,6-Trichlorophenol	ND		ug/Kg	270	1	287575	04/15/22	04/18/22	HQN
2,4,5-Trichlorophenol	ND		ug/Kg	270	1	287575	04/15/22	04/18/22	HQN
2-Chloronaphthalene	ND		ug/Kg	270	1	287575	04/15/22	04/18/22	HQN
2-Nitroaniline	ND		ug/Kg	270	1	287575	04/15/22	04/18/22	HQN
Dimethylphthalate	ND		ug/Kg	270	1	287575	04/15/22	04/18/22	HQN
Acenaphthylene	ND		ug/Kg	270	1	287575	04/15/22	04/18/22	HQN
2,6-Dinitrotoluene	ND		ug/Kg	270	1	287575	04/15/22	04/18/22	HQN
3-Nitroaniline	ND		ug/Kg	270	1	287575	04/15/22	04/18/22	HQN
Acenaphthene	ND		ug/Kg	270	1	287575	04/15/22	04/18/22	HQN
2,4-Dinitrophenol	ND		ug/Kg	1,300	1	287575	04/15/22	04/18/22	HQN
4-Nitrophenol	ND		ug/Kg	270	1	287575	04/15/22	04/18/22	HQN
Dibenzofuran	ND		ug/Kg	270	1	287575	04/15/22	04/18/22	HQN
2,4-Dinitrotoluene	ND		ug/Kg	270	1	287575	04/15/22	04/18/22	HQN
Diethylphthalate	ND		ug/Kg	270	1	287575	04/15/22	04/18/22	HQN
Fluorene	ND		ug/Kg	270	1	287575	04/15/22	04/18/22	HQN
4-Chlorophenyl-phenylether	ND		ug/Kg	270	1	287575	04/15/22	04/18/22	HQN
4-Nitroaniline	ND		ug/Kg	270	1	287575	04/15/22	04/18/22	HQN
4,6-Dinitro-2-methylphenol	ND		ug/Kg	270	1	287575	04/15/22	04/18/22	HQN
N-Nitrosodiphenylamine	ND		ug/Kg	270	1	287575	04/15/22	04/18/22	HQN
1,2-diphenylhydrazine (as azobenzene)	ND		ug/Kg	270	1	287575	04/15/22	04/18/22	HQN
4-Bromophenyl-phenylether	ND		ug/Kg	270	1	287575	04/15/22	04/18/22	HQN
Hexachlorobenzene	ND		ug/Kg	270	1	287575	04/15/22	04/18/22	HQN
Pentachlorophenol	ND		ug/Kg	1,300	1	287575	04/15/22	04/18/22	HQN
Phenanthrene	ND		ug/Kg	270	1	287575	04/15/22	04/18/22	HQN
Anthracene	ND		ug/Kg	270	1	287575	04/15/22	04/18/22	HQN
Di-n-butylphthalate	ND		ug/Kg	270	1	287575	04/15/22	04/18/22	HQN
Fluoranthene	ND		ug/Kg	270	1	287575	04/15/22	04/18/22	HQN
Benzidine	ND		ug/Kg	1,300	1	287575	04/15/22	04/18/22	HQN
Pyrene	ND		ug/Kg	270	1	287575	04/15/22	04/18/22	HQN
Butylbenzylphthalate	ND		ug/Kg	270	1	287575	04/15/22	04/18/22	HQN
3,3'-Dichlorobenzidine	ND		ug/Kg	1,300	1	287575	04/15/22	04/18/22	HQN
Benzo(a)anthracene	ND		ug/Kg	270	1	287575	04/15/22	04/18/22	HQN
Chrysene	ND		ug/Kg	270	1	287575	04/15/22	04/18/22	HQN
bis(2-Ethylhexyl)phthalate	ND		ug/Kg	270	1	287575	04/15/22	04/18/22	HQN
Di-n-octylphthalate	ND		ug/Kg	270	1	287575	04/15/22	04/18/22	HQN
Benzo(b)fluoranthene	ND		ug/Kg	270	1	287575	04/15/22	04/18/22	HQN
Benzo(k)fluoranthene	ND		ug/Kg	270	1	287575	04/15/22	04/18/22	HQN
Benzo(a)pyrene	ND		ug/Kg	270	1	287575	04/15/22	04/18/22	HQN
Indeno(1,2,3-cd)pyrene	ND		ug/Kg	270	1	287575	04/15/22	04/18/22	HQN
Dibenz(a,h)anthracene	ND		ug/Kg	270	1	287575	04/15/22	04/18/22	HQN
Benzo(g,h,i)perylene	ND		ug/Kg	270	1	287575	04/15/22	04/18/22	HQN
Surrogates				**Limits**					
2-Fluorophenol	39%		%REC	29-120	1	287575	04/15/22	04/18/22	HQN
Phenol-d6	41%		%REC	30-120	1	287575	04/15/22	04/18/22	HQN
2,4,6-Tribromophenol	32%		%REC	32-120	1	287575	04/15/22	04/18/22	HQN

Results for any subcontracted analyses are not included in this section.

ENTHALPY ANALYTICAL

Analysis Results for 461330

461330-006 Analyte	Result	Qual	Units	RL	DF	Batch	Prepared	Analyzed	Chemist
Nitrobenzene-d5	39%		%REC	33-120	1	287575	04/15/22	04/18/22	HQN
2-Fluorobiphenyl	35%	*	%REC	39-120	1	287575	04/15/22	04/18/22	HQN
Terphenyl-d14	39%	*	%REC	44-125	1	287575	04/15/22	04/18/22	HQN

Results for any subcontracted analyses are not included in this section.

ENTHALPY ANALYTICAL

Analysis Results for 461330

Sample ID: SSJ-03-0.25	Lab ID: 461330-007	Collected: 04/12/22 11:05
	Matrix: Soil	Basis: Dry

461330-007 Analyte	Result	Qual	Units	RL	DF	Batch	Prepared	Analyzed	Chemist
Method: ASTM D2216 Prep Method: METHOD									
Moisture, Percent	**12**		%	1	1	287746	04/19/22	04/20/22	DNA
Method: EPA 6010B Prep Method: EPA 3050B									
Antimony	ND		mg/Kg	3.4	1	287531	04/14/22	04/15/22	SBW
Arsenic	**10**		mg/Kg	1.1	1	287531	04/14/22	04/15/22	SBW
Barium	**230**		mg/Kg	1.1	1	287531	04/14/22	04/15/22	SBW
Beryllium	ND		mg/Kg	0.57	1	287531	04/14/22	04/15/22	SBW
Cadmium	ND		mg/Kg	0.57	1	287531	04/14/22	04/15/22	SBW
Chromium	**70**		mg/Kg	1.1	1	287531	04/14/22	04/15/22	SBW
Cobalt	**18**		mg/Kg	0.57	1	287531	04/14/22	04/15/22	SBW
Copper	**43**		mg/Kg	1.1	1	287531	04/14/22	04/15/22	SBW
Lead	**18**		mg/Kg	1.1	1	287531	04/14/22	04/15/22	SBW
Molybdenum	ND		mg/Kg	1.1	1	287531	04/14/22	04/15/22	SBW
Nickel	**110**		mg/Kg	1.1	1	287531	04/14/22	04/15/22	SBW
Selenium	ND		mg/Kg	3.4	1	287531	04/14/22	04/15/22	SBW
Silver	ND		mg/Kg	0.57	1	287531	04/14/22	04/15/22	SBW
Thallium	ND		mg/Kg	3.4	1	287531	04/14/22	04/15/22	SBW
Vanadium	**52**		mg/Kg	1.1	1	287531	04/14/22	04/15/22	SBW
Zinc	**83**		mg/Kg	5.7	1	287531	04/14/22	04/15/22	SBW
Method: EPA 7471A Prep Method: METHOD									
Mercury	ND		mg/Kg	0.17	1.1	287595	04/14/22	04/18/22	SBW
Method: EPA 8015M Prep Method: EPA 3580									
DRO C10-C28	ND		mg/Kg	11	1	287558	04/14/22	04/16/22	MES
ORO C28-C44	ND		mg/Kg	23	1	287558	04/14/22	04/16/22	MES
Surrogates				**Limits**					
n-Triacontane	84%		%REC	70-130	1	287558	04/14/22	04/16/22	MES
Method: EPA 8260B Prep Method: EPA 5030B									
TPH Gasoline	ND		ug/Kg	110	1	287472	04/14/22	04/14/22	RAO
Freon 12	ND		ug/Kg	5.7	1	287472	04/14/22	04/14/22	RAO
Chloromethane	ND		ug/Kg	5.7	1	287472	04/14/22	04/14/22	RAO
Vinyl Chloride	ND		ug/Kg	5.7	1	287472	04/14/22	04/14/22	RAO
Bromomethane	ND		ug/Kg	5.7	1	287472	04/14/22	04/14/22	RAO
Chloroethane	ND		ug/Kg	5.7	1	287472	04/14/22	04/14/22	RAO
Trichlorofluoromethane	ND		ug/Kg	5.7	1	287472	04/14/22	04/14/22	RAO
Acetone	ND		ug/Kg	110	1	287472	04/14/22	04/14/22	RAO
Freon 113	ND		ug/Kg	5.7	1	287472	04/14/22	04/14/22	RAO
1,1-Dichloroethene	ND		ug/Kg	5.7	1	287472	04/14/22	04/14/22	RAO

Results for any subcontracted analyses are not included in this section.

ENTHALPY ANALYTICAL

Analysis Results for 461330

461330-007 Analyte	Result	Qual	Units	RL	DF	Batch	Prepared	Analyzed	Chemist
Methylene Chloride	ND		ug/Kg	5.7	1	287472	04/14/22	04/14/22	RAO
MTBE	ND		ug/Kg	5.7	1	287472	04/14/22	04/14/22	RAO
trans-1,2-Dichloroethene	ND		ug/Kg	5.7	1	287472	04/14/22	04/14/22	RAO
1,1-Dichloroethane	ND		ug/Kg	5.7	1	287472	04/14/22	04/14/22	RAO
2-Butanone	ND		ug/Kg	110	1	287472	04/14/22	04/14/22	RAO
cis-1,2-Dichloroethene	ND		ug/Kg	5.7	1	287472	04/14/22	04/14/22	RAO
2,2-Dichloropropane	ND		ug/Kg	5.7	1	287472	04/14/22	04/14/22	RAO
Chloroform	ND		ug/Kg	5.7	1	287472	04/14/22	04/14/22	RAO
Bromochloromethane	ND		ug/Kg	5.7	1	287472	04/14/22	04/14/22	RAO
1,1,1-Trichloroethane	ND		ug/Kg	5.7	1	287472	04/14/22	04/14/22	RAO
1,1-Dichloropropene	ND		ug/Kg	5.7	1	287472	04/14/22	04/14/22	RAO
Carbon Tetrachloride	ND		ug/Kg	5.7	1	287472	04/14/22	04/14/22	RAO
1,2-Dichloroethane	ND		ug/Kg	5.7	1	287472	04/14/22	04/14/22	RAO
Benzene	ND		ug/Kg	5.7	1	287472	04/14/22	04/14/22	RAO
Trichloroethene	ND		ug/Kg	5.7	1	287472	04/14/22	04/14/22	RAO
1,2-Dichloropropane	ND		ug/Kg	5.7	1	287472	04/14/22	04/14/22	RAO
Bromodichloromethane	ND		ug/Kg	5.7	1	287472	04/14/22	04/14/22	RAO
Dibromomethane	ND		ug/Kg	5.7	1	287472	04/14/22	04/14/22	RAO
4-Methyl-2-Pentanone	ND		ug/Kg	9.2	1	287472	04/14/22	04/14/22	RAO
cis-1,3-Dichloropropene	ND		ug/Kg	5.7	1	287472	04/14/22	04/14/22	RAO
Toluene	ND		ug/Kg	5.7	1	287472	04/14/22	04/14/22	RAO
trans-1,3-Dichloropropene	ND		ug/Kg	5.7	1	287472	04/14/22	04/14/22	RAO
1,1,2-Trichloroethane	ND		ug/Kg	5.7	1	287472	04/14/22	04/14/22	RAO
1,3-Dichloropropane	ND		ug/Kg	5.7	1	287472	04/14/22	04/14/22	RAO
Tetrachloroethene	ND		ug/Kg	5.7	1	287472	04/14/22	04/14/22	RAO
Dibromochloromethane	ND		ug/Kg	5.7	1	287472	04/14/22	04/14/22	RAO
1,2-Dibromoethane	ND		ug/Kg	5.7	1	287472	04/14/22	04/14/22	RAO
Chlorobenzene	ND		ug/Kg	5.7	1	287472	04/14/22	04/14/22	RAO
1,1,1,2-Tetrachloroethane	ND		ug/Kg	5.7	1	287472	04/14/22	04/14/22	RAO
Ethylbenzene	ND		ug/Kg	5.7	1	287472	04/14/22	04/14/22	RAO
m,p-Xylenes	ND		ug/Kg	11	1	287472	04/14/22	04/14/22	RAO
o-Xylene	ND		ug/Kg	5.7	1	287472	04/14/22	04/14/22	RAO
Styrene	ND		ug/Kg	5.7	1	287472	04/14/22	04/14/22	RAO
Bromoform	ND		ug/Kg	5.7	1	287472	04/14/22	04/14/22	RAO
Isopropylbenzene	ND		ug/Kg	5.7	1	287472	04/14/22	04/14/22	RAO
1,1,2,2-Tetrachloroethane	ND		ug/Kg	5.7	1	287472	04/14/22	04/14/22	RAO
1,2,3-Trichloropropane	ND		ug/Kg	5.7	1	287472	04/14/22	04/14/22	RAO
Propylbenzene	ND		ug/Kg	5.7	1	287472	04/14/22	04/14/22	RAO
Bromobenzene	ND		ug/Kg	5.7	1	287472	04/14/22	04/14/22	RAO
1,3,5-Trimethylbenzene	ND		ug/Kg	5.7	1	287472	04/14/22	04/14/22	RAO
2-Chlorotoluene	ND		ug/Kg	5.7	1	287472	04/14/22	04/14/22	RAO
4-Chlorotoluene	ND		ug/Kg	5.7	1	287472	04/14/22	04/14/22	RAO
tert-Butylbenzene	ND		ug/Kg	5.7	1	287472	04/14/22	04/14/22	RAO
1,2,4-Trimethylbenzene	ND		ug/Kg	5.7	1	287472	04/14/22	04/14/22	RAO
sec-Butylbenzene	ND		ug/Kg	5.7	1	287472	04/14/22	04/14/22	RAO
para-Isopropyl Toluene	ND		ug/Kg	5.7	1	287472	04/14/22	04/14/22	RAO

Results for any subcontracted analyses are not included in this section.

ENTHALPY ANALYTICAL

Analysis Results for 461330

461330-007 Analyte	Result	Qual	Units	RL	DF	Batch	Prepared	Analyzed	Chemist
1,3-Dichlorobenzene	ND		ug/Kg	5.7	1	287472	04/14/22	04/14/22	RAO
1,4-Dichlorobenzene	ND		ug/Kg	5.7	1	287472	04/14/22	04/14/22	RAO
n-Butylbenzene	ND		ug/Kg	5.7	1	287472	04/14/22	04/14/22	RAO
1,2-Dichlorobenzene	ND		ug/Kg	5.7	1	287472	04/14/22	04/14/22	RAO
1,2-Dibromo-3-Chloropropane	ND		ug/Kg	5.7	1	287472	04/14/22	04/14/22	RAO
1,2,4-Trichlorobenzene	ND		ug/Kg	5.7	1	287472	04/14/22	04/14/22	RAO
Hexachlorobutadiene	ND		ug/Kg	5.7	1	287472	04/14/22	04/14/22	RAO
Naphthalene	ND		ug/Kg	5.7	1	287472	04/14/22	04/14/22	RAO
1,2,3-Trichlorobenzene	ND		ug/Kg	5.7	1	287472	04/14/22	04/14/22	RAO
Surrogates				**Limits**					
Dibromofluoromethane	109%		%REC	70-145	1	287472	04/14/22	04/14/22	RAO
1,2-Dichloroethane-d4	104%		%REC	70-145	1	287472	04/14/22	04/14/22	RAO
Toluene-d8	104%		%REC	70-145	1	287472	04/14/22	04/14/22	RAO
Bromofluorobenzene	98%		%REC	70-145	1	287472	04/14/22	04/14/22	RAO
Method: EPA 8270C Prep Method: EPA 3546									
Carbazole	ND		ug/Kg	280	1	287575	04/15/22	04/15/22	HQN
1-Methylnaphthalene	ND		ug/Kg	280	1	287575	04/15/22	04/15/22	HQN
Pyridine	ND		ug/Kg	280	1	287575	04/15/22	04/15/22	HQN
N-Nitrosodimethylamine	ND		ug/Kg	280	1	287575	04/15/22	04/15/22	HQN
Phenol	ND		ug/Kg	280	1	287575	04/15/22	04/15/22	HQN
Aniline	ND		ug/Kg	280	1	287575	04/15/22	04/15/22	HQN
bis(2-Chloroethyl)ether	ND		ug/Kg	1,400	1	287575	04/15/22	04/15/22	HQN
2-Chlorophenol	ND		ug/Kg	280	1	287575	04/15/22	04/15/22	HQN
1,3-Dichlorobenzene	ND		ug/Kg	280	1	287575	04/15/22	04/15/22	HQN
1,4-Dichlorobenzene	ND		ug/Kg	280	1	287575	04/15/22	04/15/22	HQN
Benzyl alcohol	ND		ug/Kg	280	1	287575	04/15/22	04/15/22	HQN
1,2-Dichlorobenzene	ND		ug/Kg	280	1	287575	04/15/22	04/15/22	HQN
2-Methylphenol	ND		ug/Kg	280	1	287575	04/15/22	04/15/22	HQN
bis(2-Chloroisopropyl) ether	ND		ug/Kg	280	1	287575	04/15/22	04/15/22	HQN
3-,4-Methylphenol	ND		ug/Kg	450	1	287575	04/15/22	04/15/22	HQN
N-Nitroso-di-n-propylamine	ND		ug/Kg	280	1	287575	04/15/22	04/15/22	HQN
Hexachloroethane	ND		ug/Kg	280	1	287575	04/15/22	04/15/22	HQN
Nitrobenzene	ND		ug/Kg	1,400	1	287575	04/15/22	04/15/22	HQN
Isophorone	ND		ug/Kg	280	1	287575	04/15/22	04/15/22	HQN
2-Nitrophenol	ND		ug/Kg	280	1	287575	04/15/22	04/15/22	HQN
2,4-Dimethylphenol	ND		ug/Kg	280	1	287575	04/15/22	04/15/22	HQN
Benzoic acid	ND		ug/Kg	1,400	1	287575	04/15/22	04/15/22	HQN
bis(2-Chloroethoxy)methane	ND		ug/Kg	280	1	287575	04/15/22	04/15/22	HQN
2,4-Dichlorophenol	ND		ug/Kg	280	1	287575	04/15/22	04/15/22	HQN
1,2,4-Trichlorobenzene	ND		ug/Kg	280	1	287575	04/15/22	04/15/22	HQN
Naphthalene	ND		ug/Kg	280	1	287575	04/15/22	04/15/22	HQN
4-Chloroaniline	ND		ug/Kg	280	1	287575	04/15/22	04/15/22	HQN
Hexachlorobutadiene	ND		ug/Kg	280	1	287575	04/15/22	04/15/22	HQN
4-Chloro-3-methylphenol	ND		ug/Kg	280	1	287575	04/15/22	04/15/22	HQN
2-Methylnaphthalene	ND		ug/Kg	280	1	287575	04/15/22	04/15/22	HQN

Results for any subcontracted analyses are not included in this section.

ENTHALPY ANALYTICAL

Analysis Results for 461330

461330-007 Analyte	Result	Qual	Units	RL	DF	Batch	Prepared	Analyzed	Chemist
Hexachlorocyclopentadiene	ND		ug/Kg	1,400	1	287575	04/15/22	04/15/22	HQN
2,4,6-Trichlorophenol	ND		ug/Kg	280	1	287575	04/15/22	04/15/22	HQN
2,4,5-Trichlorophenol	ND		ug/Kg	280	1	287575	04/15/22	04/15/22	HQN
2-Chloronaphthalene	ND		ug/Kg	280	1	287575	04/15/22	04/15/22	HQN
2-Nitroaniline	ND		ug/Kg	280	1	287575	04/15/22	04/15/22	HQN
Dimethylphthalate	ND		ug/Kg	280	1	287575	04/15/22	04/15/22	HQN
Acenaphthylene	ND		ug/Kg	280	1	287575	04/15/22	04/15/22	HQN
2,6-Dinitrotoluene	ND		ug/Kg	280	1	287575	04/15/22	04/15/22	HQN
3-Nitroaniline	ND		ug/Kg	280	1	287575	04/15/22	04/15/22	HQN
Acenaphthene	ND		ug/Kg	280	1	287575	04/15/22	04/15/22	HQN
2,4-Dinitrophenol	ND		ug/Kg	1,400	1	287575	04/15/22	04/15/22	HQN
4-Nitrophenol	ND		ug/Kg	280	1	287575	04/15/22	04/15/22	HQN
Dibenzofuran	ND		ug/Kg	280	1	287575	04/15/22	04/15/22	HQN
2,4-Dinitrotoluene	ND		ug/Kg	280	1	287575	04/15/22	04/15/22	HQN
Diethylphthalate	ND		ug/Kg	280	1	287575	04/15/22	04/15/22	HQN
Fluorene	ND		ug/Kg	280	1	287575	04/15/22	04/15/22	HQN
4-Chlorophenyl-phenylether	ND		ug/Kg	280	1	287575	04/15/22	04/15/22	HQN
4-Nitroaniline	ND		ug/Kg	280	1	287575	04/15/22	04/15/22	HQN
4,6-Dinitro-2-methylphenol	ND		ug/Kg	280	1	287575	04/15/22	04/15/22	HQN
N-Nitrosodiphenylamine	ND		ug/Kg	280	1	287575	04/15/22	04/15/22	HQN
1,2-diphenylhydrazine (as azobenzene)	ND		ug/Kg	280	1	287575	04/15/22	04/15/22	HQN
4-Bromophenyl-phenylether	ND		ug/Kg	280	1	287575	04/15/22	04/15/22	HQN
Hexachlorobenzene	ND		ug/Kg	280	1	287575	04/15/22	04/15/22	HQN
Pentachlorophenol	ND		ug/Kg	1,400	1	287575	04/15/22	04/15/22	HQN
Phenanthrene	ND		ug/Kg	280	1	287575	04/15/22	04/15/22	HQN
Anthracene	ND		ug/Kg	280	1	287575	04/15/22	04/15/22	HQN
Di-n-butylphthalate	ND		ug/Kg	280	1	287575	04/15/22	04/15/22	HQN
Fluoranthene	ND		ug/Kg	280	1	287575	04/15/22	04/15/22	HQN
Benzidine	ND		ug/Kg	1,400	1	287575	04/15/22	04/15/22	HQN
Pyrene	ND		ug/Kg	280	1	287575	04/15/22	04/15/22	HQN
Butylbenzylphthalate	ND		ug/Kg	280	1	287575	04/15/22	04/15/22	HQN
3,3'-Dichlorobenzidine	ND		ug/Kg	1,400	1	287575	04/15/22	04/15/22	HQN
Benzo(a)anthracene	ND		ug/Kg	280	1	287575	04/15/22	04/15/22	HQN
Chrysene	ND		ug/Kg	280	1	287575	04/15/22	04/15/22	HQN
bis(2-Ethylhexyl)phthalate	ND		ug/Kg	280	1	287575	04/15/22	04/15/22	HQN
Di-n-octylphthalate	ND		ug/Kg	280	1	287575	04/15/22	04/15/22	HQN
Benzo(b)fluoranthene	ND		ug/Kg	280	1	287575	04/15/22	04/15/22	HQN
Benzo(k)fluoranthene	ND		ug/Kg	280	1	287575	04/15/22	04/15/22	HQN
Benzo(a)pyrene	ND		ug/Kg	280	1	287575	04/15/22	04/15/22	HQN
Indeno(1,2,3-cd)pyrene	ND		ug/Kg	280	1	287575	04/15/22	04/15/22	HQN
Dibenz(a,h)anthracene	ND		ug/Kg	280	1	287575	04/15/22	04/15/22	HQN
Benzo(g,h,i)perylene	ND		ug/Kg	280	1	287575	04/15/22	04/15/22	HQN
Surrogates				**Limits**					
2-Fluorophenol	102%		%REC	29-120	1	287575	04/15/22	04/15/22	HQN
Phenol-d6	103%		%REC	30-120	1	287575	04/15/22	04/15/22	HQN
2,4,6-Tribromophenol	79%		%REC	32-120	1	287575	04/15/22	04/15/22	HQN

Results for any subcontracted analyses are not included in this section.

ENTHALPY ANALYTICAL

Analysis Results for 461330

461330-007 Analyte	Result	Qual	Units	RL	DF	Batch	Prepared	Analyzed	Chemist
Nitrobenzene-d5	101%		%REC	33-120	1	287575	04/15/22	04/15/22	HQN
2-Fluorobiphenyl	90%		%REC	39-120	1	287575	04/15/22	04/15/22	HQN
Terphenyl-d14	106%		%REC	44-125	1	287575	04/15/22	04/15/22	HQN

Results for any subcontracted analyses are not included in this section.

ENTHALPY ANALYTICAL

Analysis Results for 461330

Sample ID: SSJ-03-2.5	Lab ID: 461330-008	Collected: 04/12/22 11:10
	Matrix: Soil	Basis: Dry

461330-008 Analyte	Result	Qual	Units	RL	DF	Batch	Prepared	Analyzed	Chemist
Method: ASTM D2216 Prep Method: METHOD									
Moisture, Percent	**15**		%	1	1	287746	04/19/22	04/20/22	DNA
Method: EPA 6010B Prep Method: EPA 3050B									
Antimony	ND		mg/Kg	3.0	0.84	287531	04/14/22	04/15/22	SBW
Arsenic	**9.5**		mg/Kg	0.99	0.84	287531	04/14/22	04/15/22	SBW
Barium	**200**		mg/Kg	0.99	0.84	287531	04/14/22	04/15/22	SBW
Beryllium	ND		mg/Kg	0.49	0.84	287531	04/14/22	04/15/22	SBW
Cadmium	ND		mg/Kg	0.49	0.84	287531	04/14/22	04/15/22	SBW
Chromium	**67**		mg/Kg	0.99	0.84	287531	04/14/22	04/15/22	SBW
Cobalt	**17**		mg/Kg	0.49	0.84	287531	04/14/22	04/15/22	SBW
Copper	**38**		mg/Kg	0.99	0.84	287531	04/14/22	04/15/22	SBW
Lead	**11**		mg/Kg	0.99	0.84	287531	04/14/22	04/15/22	SBW
Molybdenum	ND		mg/Kg	0.99	0.84	287531	04/14/22	04/15/22	SBW
Nickel	**100**		mg/Kg	0.99	0.84	287531	04/14/22	04/15/22	SBW
Selenium	ND		mg/Kg	3.0	0.84	287531	04/14/22	04/15/22	SBW
Silver	ND		mg/Kg	0.49	0.84	287531	04/14/22	04/15/22	SBW
Thallium	ND		mg/Kg	3.0	0.84	287531	04/14/22	04/15/22	SBW
Vanadium	**47**		mg/Kg	0.99	0.84	287531	04/14/22	04/15/22	SBW
Zinc	**72**		mg/Kg	4.9	0.84	287531	04/14/22	04/15/22	SBW
Method: EPA 7471A Prep Method: METHOD									
Mercury	ND		mg/Kg	0.17	1	287595	04/14/22	04/18/22	SBW
Method: EPA 8015M Prep Method: EPA 3580									
DRO C10-C28	ND		mg/Kg	12	1	287558	04/14/22	04/16/22	MES
ORO C28-C44	ND		mg/Kg	24	1	287558	04/14/22	04/16/22	MES
Surrogates				**Limits**					
n-Triacontane	82%		%REC	70-130	1	287558	04/14/22	04/16/22	MES
Method: EPA 8260B Prep Method: EPA 5030B									
TPH Gasoline	ND		ug/Kg	120	1	287472	04/14/22	04/14/22	RAO
Freon 12	ND		ug/Kg	5.9	1	287472	04/14/22	04/14/22	RAO
Chloromethane	ND		ug/Kg	5.9	1	287472	04/14/22	04/14/22	RAO
Vinyl Chloride	ND		ug/Kg	5.9	1	287472	04/14/22	04/14/22	RAO
Bromomethane	ND		ug/Kg	5.9	1	287472	04/14/22	04/14/22	RAO
Chloroethane	ND		ug/Kg	5.9	1	287472	04/14/22	04/14/22	RAO
Trichlorofluoromethane	ND		ug/Kg	5.9	1	287472	04/14/22	04/14/22	RAO
Acetone	ND		ug/Kg	120	1	287472	04/14/22	04/14/22	RAO
Freon 113	ND		ug/Kg	5.9	1	287472	04/14/22	04/14/22	RAO
1,1-Dichloroethene	ND		ug/Kg	5.9	1	287472	04/14/22	04/14/22	RAO

Results for any subcontracted analyses are not included in this section.

ENTHALPY ANALYTICAL

Analysis Results for 461330

461330-008 Analyte	Result	Qual	Units	RL	DF	Batch	Prepared	Analyzed	Chemist
Methylene Chloride	ND		ug/Kg	5.9	1	287472	04/14/22	04/14/22	RAO
MTBE	ND		ug/Kg	5.9	1	287472	04/14/22	04/14/22	RAO
trans-1,2-Dichloroethene	ND		ug/Kg	5.9	1	287472	04/14/22	04/14/22	RAO
1,1-Dichloroethane	ND		ug/Kg	5.9	1	287472	04/14/22	04/14/22	RAO
2-Butanone	ND		ug/Kg	120	1	287472	04/14/22	04/14/22	RAO
cis-1,2-Dichloroethene	ND		ug/Kg	5.9	1	287472	04/14/22	04/14/22	RAO
2,2-Dichloropropane	ND		ug/Kg	5.9	1	287472	04/14/22	04/14/22	RAO
Chloroform	ND		ug/Kg	5.9	1	287472	04/14/22	04/14/22	RAO
Bromochloromethane	ND		ug/Kg	5.9	1	287472	04/14/22	04/14/22	RAO
1,1,1-Trichloroethane	ND		ug/Kg	5.9	1	287472	04/14/22	04/14/22	RAO
1,1-Dichloropropene	ND		ug/Kg	5.9	1	287472	04/14/22	04/14/22	RAO
Carbon Tetrachloride	ND		ug/Kg	5.9	1	287472	04/14/22	04/14/22	RAO
1,2-Dichloroethane	ND		ug/Kg	5.9	1	287472	04/14/22	04/14/22	RAO
Benzene	ND		ug/Kg	5.9	1	287472	04/14/22	04/14/22	RAO
Trichloroethene	ND		ug/Kg	5.9	1	287472	04/14/22	04/14/22	RAO
1,2-Dichloropropane	ND		ug/Kg	5.9	1	287472	04/14/22	04/14/22	RAO
Bromodichloromethane	ND		ug/Kg	5.9	1	287472	04/14/22	04/14/22	RAO
Dibromomethane	ND		ug/Kg	5.9	1	287472	04/14/22	04/14/22	RAO
4-Methyl-2-Pentanone	ND		ug/Kg	9.6	1	287472	04/14/22	04/14/22	RAO
cis-1,3-Dichloropropene	ND		ug/Kg	5.9	1	287472	04/14/22	04/14/22	RAO
Toluene	ND		ug/Kg	5.9	1	287472	04/14/22	04/14/22	RAO
trans-1,3-Dichloropropene	ND		ug/Kg	5.9	1	287472	04/14/22	04/14/22	RAO
1,1,2-Trichloroethane	ND		ug/Kg	5.9	1	287472	04/14/22	04/14/22	RAO
1,3-Dichloropropane	ND		ug/Kg	5.9	1	287472	04/14/22	04/14/22	RAO
Tetrachloroethene	ND		ug/Kg	5.9	1	287472	04/14/22	04/14/22	RAO
Dibromochloromethane	ND		ug/Kg	5.9	1	287472	04/14/22	04/14/22	RAO
1,2-Dibromoethane	ND		ug/Kg	5.9	1	287472	04/14/22	04/14/22	RAO
Chlorobenzene	ND		ug/Kg	5.9	1	287472	04/14/22	04/14/22	RAO
1,1,1,2-Tetrachloroethane	ND		ug/Kg	5.9	1	287472	04/14/22	04/14/22	RAO
Ethylbenzene	ND		ug/Kg	5.9	1	287472	04/14/22	04/14/22	RAO
m,p-Xylenes	ND		ug/Kg	12	1	287472	04/14/22	04/14/22	RAO
o-Xylene	ND		ug/Kg	5.9	1	287472	04/14/22	04/14/22	RAO
Styrene	ND		ug/Kg	5.9	1	287472	04/14/22	04/14/22	RAO
Bromoform	ND		ug/Kg	5.9	1	287472	04/14/22	04/14/22	RAO
Isopropylbenzene	ND		ug/Kg	5.9	1	287472	04/14/22	04/14/22	RAO
1,1,2,2-Tetrachloroethane	ND		ug/Kg	5.9	1	287472	04/14/22	04/14/22	RAO
1,2,3-Trichloropropane	ND		ug/Kg	5.9	1	287472	04/14/22	04/14/22	RAO
Propylbenzene	ND		ug/Kg	5.9	1	287472	04/14/22	04/14/22	RAO
Bromobenzene	ND		ug/Kg	5.9	1	287472	04/14/22	04/14/22	RAO
1,3,5-Trimethylbenzene	ND		ug/Kg	5.9	1	287472	04/14/22	04/14/22	RAO
2-Chlorotoluene	ND		ug/Kg	5.9	1	287472	04/14/22	04/14/22	RAO
4-Chlorotoluene	ND		ug/Kg	5.9	1	287472	04/14/22	04/14/22	RAO
tert-Butylbenzene	ND		ug/Kg	5.9	1	287472	04/14/22	04/14/22	RAO
1,2,4-Trimethylbenzene	ND		ug/Kg	5.9	1	287472	04/14/22	04/14/22	RAO
sec-Butylbenzene	ND		ug/Kg	5.9	1	287472	04/14/22	04/14/22	RAO
para-Isopropyl Toluene	ND		ug/Kg	5.9	1	287472	04/14/22	04/14/22	RAO

Results for any subcontracted analyses are not included in this section.

Analysis Results for 461330

461330-008 Analyte	Result	Qual	Units	RL	DF	Batch	Prepared	Analyzed	Chemist
1,3-Dichlorobenzene	ND		ug/Kg	5.9	1	287472	04/14/22	04/14/22	RAO
1,4-Dichlorobenzene	ND		ug/Kg	5.9	1	287472	04/14/22	04/14/22	RAO
n-Butylbenzene	ND		ug/Kg	5.9	1	287472	04/14/22	04/14/22	RAO
1,2-Dichlorobenzene	ND		ug/Kg	5.9	1	287472	04/14/22	04/14/22	RAO
1,2-Dibromo-3-Chloropropane	ND		ug/Kg	5.9	1	287472	04/14/22	04/14/22	RAO
1,2,4-Trichlorobenzene	ND		ug/Kg	5.9	1	287472	04/14/22	04/14/22	RAO
Hexachlorobutadiene	ND		ug/Kg	5.9	1	287472	04/14/22	04/14/22	RAO
Naphthalene	ND		ug/Kg	5.9	1	287472	04/14/22	04/14/22	RAO
1,2,3-Trichlorobenzene	ND		ug/Kg	5.9	1	287472	04/14/22	04/14/22	RAO
Surrogates				**Limits**					
Dibromofluoromethane	106%		%REC	70-145	1	287472	04/14/22	04/14/22	RAO
1,2-Dichloroethane-d4	101%		%REC	70-145	1	287472	04/14/22	04/14/22	RAO
Toluene-d8	104%		%REC	70-145	1	287472	04/14/22	04/14/22	RAO
Bromofluorobenzene	99%		%REC	70-145	1	287472	04/14/22	04/14/22	RAO
Method: EPA 8270C Prep Method: EPA 3546									
Carbazole	ND		ug/Kg	290	1	287575	04/15/22	04/15/22	HQN
1-Methylnaphthalene	ND		ug/Kg	290	1	287575	04/15/22	04/15/22	HQN
Pyridine	ND		ug/Kg	290	1	287575	04/15/22	04/15/22	HQN
N-Nitrosodimethylamine	ND		ug/Kg	290	1	287575	04/15/22	04/15/22	HQN
Phenol	ND		ug/Kg	290	1	287575	04/15/22	04/15/22	HQN
Aniline	ND		ug/Kg	290	1	287575	04/15/22	04/15/22	HQN
bis(2-Chloroethyl)ether	ND		ug/Kg	1,400	1	287575	04/15/22	04/15/22	HQN
2-Chlorophenol	ND		ug/Kg	290	1	287575	04/15/22	04/15/22	HQN
1,3-Dichlorobenzene	ND		ug/Kg	290	1	287575	04/15/22	04/15/22	HQN
1,4-Dichlorobenzene	ND		ug/Kg	290	1	287575	04/15/22	04/15/22	HQN
Benzyl alcohol	ND		ug/Kg	290	1	287575	04/15/22	04/15/22	HQN
1,2-Dichlorobenzene	ND		ug/Kg	290	1	287575	04/15/22	04/15/22	HQN
2-Methylphenol	ND		ug/Kg	290	1	287575	04/15/22	04/15/22	HQN
bis(2-Chloroisopropyl) ether	ND		ug/Kg	290	1	287575	04/15/22	04/15/22	HQN
3-,4-Methylphenol	ND		ug/Kg	470	1	287575	04/15/22	04/15/22	HQN
N-Nitroso-di-n-propylamine	ND		ug/Kg	290	1	287575	04/15/22	04/15/22	HQN
Hexachloroethane	ND		ug/Kg	290	1	287575	04/15/22	04/15/22	HQN
Nitrobenzene	ND		ug/Kg	1,400	1	287575	04/15/22	04/15/22	HQN
Isophorone	ND		ug/Kg	290	1	287575	04/15/22	04/15/22	HQN
2-Nitrophenol	ND		ug/Kg	290	1	287575	04/15/22	04/15/22	HQN
2,4-Dimethylphenol	ND		ug/Kg	290	1	287575	04/15/22	04/15/22	HQN
Benzoic acid	ND		ug/Kg	1,400	1	287575	04/15/22	04/15/22	HQN
bis(2-Chloroethoxy)methane	ND		ug/Kg	290	1	287575	04/15/22	04/15/22	HQN
2,4-Dichlorophenol	ND		ug/Kg	290	1	287575	04/15/22	04/15/22	HQN
1,2,4-Trichlorobenzene	ND		ug/Kg	290	1	287575	04/15/22	04/15/22	HQN
Naphthalene	ND		ug/Kg	290	1	287575	04/15/22	04/15/22	HQN
4-Chloroaniline	ND		ug/Kg	290	1	287575	04/15/22	04/15/22	HQN
Hexachlorobutadiene	ND		ug/Kg	290	1	287575	04/15/22	04/15/22	HQN
4-Chloro-3-methylphenol	ND		ug/Kg	290	1	287575	04/15/22	04/15/22	HQN
2-Methylnaphthalene	ND		ug/Kg	290	1	287575	04/15/22	04/15/22	HQN

Results for any subcontracted analyses are not included in this section.

ENTHALPY ANALYTICAL

Analysis Results for 461330

461330-008 Analyte	Result	Qual	Units	RL	DF	Batch	Prepared	Analyzed	Chemist
Hexachlorocyclopentadiene	ND		ug/Kg	1,400	1	287575	04/15/22	04/15/22	HQN
2,4,6-Trichlorophenol	ND		ug/Kg	290	1	287575	04/15/22	04/15/22	HQN
2,4,5-Trichlorophenol	ND		ug/Kg	290	1	287575	04/15/22	04/15/22	HQN
2-Chloronaphthalene	ND		ug/Kg	290	1	287575	04/15/22	04/15/22	HQN
2-Nitroaniline	ND		ug/Kg	290	1	287575	04/15/22	04/15/22	HQN
Dimethylphthalate	ND		ug/Kg	290	1	287575	04/15/22	04/15/22	HQN
Acenaphthylene	ND		ug/Kg	290	1	287575	04/15/22	04/15/22	HQN
2,6-Dinitrotoluene	ND		ug/Kg	290	1	287575	04/15/22	04/15/22	HQN
3-Nitroaniline	ND		ug/Kg	290	1	287575	04/15/22	04/15/22	HQN
Acenaphthene	ND		ug/Kg	290	1	287575	04/15/22	04/15/22	HQN
2,4-Dinitrophenol	ND		ug/Kg	1,400	1	287575	04/15/22	04/15/22	HQN
4-Nitrophenol	ND		ug/Kg	290	1	287575	04/15/22	04/15/22	HQN
Dibenzofuran	ND		ug/Kg	290	1	287575	04/15/22	04/15/22	HQN
2,4-Dinitrotoluene	ND		ug/Kg	290	1	287575	04/15/22	04/15/22	HQN
Diethylphthalate	ND		ug/Kg	290	1	287575	04/15/22	04/15/22	HQN
Fluorene	ND		ug/Kg	290	1	287575	04/15/22	04/15/22	HQN
4-Chlorophenyl-phenylether	ND		ug/Kg	290	1	287575	04/15/22	04/15/22	HQN
4-Nitroaniline	ND		ug/Kg	290	1	287575	04/15/22	04/15/22	HQN
4,6-Dinitro-2-methylphenol	ND		ug/Kg	290	1	287575	04/15/22	04/15/22	HQN
N-Nitrosodiphenylamine	ND		ug/Kg	290	1	287575	04/15/22	04/15/22	HQN
1,2-diphenylhydrazine (as azobenzene)	ND		ug/Kg	290	1	287575	04/15/22	04/15/22	HQN
4-Bromophenyl-phenylether	ND		ug/Kg	290	1	287575	04/15/22	04/15/22	HQN
Hexachlorobenzene	ND		ug/Kg	290	1	287575	04/15/22	04/15/22	HQN
Pentachlorophenol	ND		ug/Kg	1,400	1	287575	04/15/22	04/15/22	HQN
Phenanthrene	ND		ug/Kg	290	1	287575	04/15/22	04/15/22	HQN
Anthracene	ND		ug/Kg	290	1	287575	04/15/22	04/15/22	HQN
Di-n-butylphthalate	ND		ug/Kg	290	1	287575	04/15/22	04/15/22	HQN
Fluoranthene	ND		ug/Kg	290	1	287575	04/15/22	04/15/22	HQN
Benzidine	ND		ug/Kg	1,400	1	287575	04/15/22	04/15/22	HQN
Pyrene	ND		ug/Kg	290	1	287575	04/15/22	04/15/22	HQN
Butylbenzylphthalate	ND		ug/Kg	290	1	287575	04/15/22	04/15/22	HQN
3,3'-Dichlorobenzidine	ND		ug/Kg	1,400	1	287575	04/15/22	04/15/22	HQN
Benzo(a)anthracene	ND		ug/Kg	290	1	287575	04/15/22	04/15/22	HQN
Chrysene	ND		ug/Kg	290	1	287575	04/15/22	04/15/22	HQN
bis(2-Ethylhexyl)phthalate	ND		ug/Kg	290	1	287575	04/15/22	04/15/22	HQN
Di-n-octylphthalate	ND		ug/Kg	290	1	287575	04/15/22	04/15/22	HQN
Benzo(b)fluoranthene	ND		ug/Kg	290	1	287575	04/15/22	04/15/22	HQN
Benzo(k)fluoranthene	ND		ug/Kg	290	1	287575	04/15/22	04/15/22	HQN
Benzo(a)pyrene	ND		ug/Kg	290	1	287575	04/15/22	04/15/22	HQN
Indeno(1,2,3-cd)pyrene	ND		ug/Kg	290	1	287575	04/15/22	04/15/22	HQN
Dibenz(a,h)anthracene	ND		ug/Kg	290	1	287575	04/15/22	04/15/22	HQN
Benzo(g,h,i)perylene	ND		ug/Kg	290	1	287575	04/15/22	04/15/22	HQN
Surrogates				**Limits**					
2-Fluorophenol	94%		%REC	29-120	1	287575	04/15/22	04/15/22	HQN
Phenol-d6	98%		%REC	30-120	1	287575	04/15/22	04/15/22	HQN
2,4,6-Tribromophenol	80%		%REC	32-120	1	287575	04/15/22	04/15/22	HQN

Results for any subcontracted analyses are not included in this section.

ENTHALPY ANALYTICAL

Analysis Results for 461330

461330-008 Analyte	Result	Qual	Units	RL	DF	Batch	Prepared	Analyzed	Chemist
Nitrobenzene-d5	97%		%REC	33-120	1	287575	04/15/22	04/15/22	HQN
2-Fluorobiphenyl	86%		%REC	39-120	1	287575	04/15/22	04/15/22	HQN
Terphenyl-d14	103%		%REC	44-125	1	287575	04/15/22	04/15/22	HQN

Results for any subcontracted analyses are not included in this section.

ENTHALPY ANALYTICAL

Analysis Results for 461330

Sample ID: SSJ-03-4	Lab ID: 461330-009	Collected: 04/12/22 11:15
	Matrix: Soil	Basis: Dry

461330-009 Analyte	Result	Qual	Units	RL	DF	Batch	Prepared	Analyzed	Chemist
Method: ASTM D2216 Prep Method: METHOD									
Moisture, Percent	**15**		%	1	1	287746	04/19/22	04/20/22	DNA
Method: EPA 6010B Prep Method: EPA 3050B									
Antimony	ND		mg/Kg	3.3	0.93	287531	04/14/22	04/15/22	SBW
Arsenic	**9.3**		mg/Kg	1.1	0.93	287531	04/14/22	04/15/22	SBW
Barium	**270**		mg/Kg	1.1	0.93	287531	04/14/22	04/15/22	SBW
Beryllium	ND		mg/Kg	0.54	0.93	287531	04/14/22	04/15/22	SBW
Cadmium	ND		mg/Kg	0.54	0.93	287531	04/14/22	04/15/22	SBW
Chromium	**66**		mg/Kg	1.1	0.93	287531	04/14/22	04/15/22	SBW
Cobalt	**16**		mg/Kg	0.54	0.93	287531	04/14/22	04/15/22	SBW
Copper	**38**		mg/Kg	1.1	0.93	287531	04/14/22	04/15/22	SBW
Lead	**11**		mg/Kg	1.1	0.93	287531	04/14/22	04/15/22	SBW
Molybdenum	ND		mg/Kg	1.1	0.93	287531	04/14/22	04/15/22	SBW
Nickel	**100**		mg/Kg	1.1	0.93	287531	04/14/22	04/15/22	SBW
Selenium	ND		mg/Kg	3.3	0.93	287531	04/14/22	04/15/22	SBW
Silver	ND		mg/Kg	0.54	0.93	287531	04/14/22	04/15/22	SBW
Thallium	ND		mg/Kg	3.3	0.93	287531	04/14/22	04/15/22	SBW
Vanadium	**50**		mg/Kg	1.1	0.93	287531	04/14/22	04/15/22	SBW
Zinc	**71**		mg/Kg	5.4	0.93	287531	04/14/22	04/15/22	SBW
Method: EPA 7471A Prep Method: METHOD									
Mercury	ND		mg/Kg	0.19	1.2	287595	04/14/22	04/18/22	SBW
Method: EPA 8015M Prep Method: EPA 3580									
DRO C10-C28	ND		mg/Kg	12	1	287558	04/14/22	04/16/22	MES
ORO C28-C44	ND		mg/Kg	24	1	287558	04/14/22	04/16/22	MES
Surrogates				**Limits**					
n-Triacontane	80%		%REC	70-130	1	287558	04/14/22	04/16/22	MES
Method: EPA 8260B Prep Method: EPA 5030B									
TPH Gasoline	ND		ug/Kg	120	1	287472	04/14/22	04/14/22	RAO
Freon 12	ND		ug/Kg	5.9	1	287472	04/14/22	04/14/22	RAO
Chloromethane	ND		ug/Kg	5.9	1	287472	04/14/22	04/14/22	RAO
Vinyl Chloride	ND		ug/Kg	5.9	1	287472	04/14/22	04/14/22	RAO
Bromomethane	ND		ug/Kg	5.9	1	287472	04/14/22	04/14/22	RAO
Chloroethane	ND		ug/Kg	5.9	1	287472	04/14/22	04/14/22	RAO
Trichlorofluoromethane	ND		ug/Kg	5.9	1	287472	04/14/22	04/14/22	RAO
Acetone	ND		ug/Kg	120	1	287472	04/14/22	04/14/22	RAO
Freon 113	ND		ug/Kg	5.9	1	287472	04/14/22	04/14/22	RAO
1,1-Dichloroethene	ND		ug/Kg	5.9	1	287472	04/14/22	04/14/22	RAO

Results for any subcontracted analyses are not included in this section.

ENTHALPY ANALYTICAL

Analysis Results for 461330

461330-009 Analyte	Result	Qual	Units	RL	DF	Batch	Prepared	Analyzed	Chemist
Methylene Chloride	ND		ug/Kg	5.9	1	287472	04/14/22	04/14/22	RAO
MTBE	ND		ug/Kg	5.9	1	287472	04/14/22	04/14/22	RAO
trans-1,2-Dichloroethene	ND		ug/Kg	5.9	1	287472	04/14/22	04/14/22	RAO
1,1-Dichloroethane	ND		ug/Kg	5.9	1	287472	04/14/22	04/14/22	RAO
2-Butanone	ND		ug/Kg	120	1	287472	04/14/22	04/14/22	RAO
cis-1,2-Dichloroethene	ND		ug/Kg	5.9	1	287472	04/14/22	04/14/22	RAO
2,2-Dichloropropane	ND		ug/Kg	5.9	1	287472	04/14/22	04/14/22	RAO
Chloroform	ND		ug/Kg	5.9	1	287472	04/14/22	04/14/22	RAO
Bromochloromethane	ND		ug/Kg	5.9	1	287472	04/14/22	04/14/22	RAO
1,1,1-Trichloroethane	ND		ug/Kg	5.9	1	287472	04/14/22	04/14/22	RAO
1,1-Dichloropropene	ND		ug/Kg	5.9	1	287472	04/14/22	04/14/22	RAO
Carbon Tetrachloride	ND		ug/Kg	5.9	1	287472	04/14/22	04/14/22	RAO
1,2-Dichloroethane	ND		ug/Kg	5.9	1	287472	04/14/22	04/14/22	RAO
Benzene	ND		ug/Kg	5.9	1	287472	04/14/22	04/14/22	RAO
Trichloroethene	ND		ug/Kg	5.9	1	287472	04/14/22	04/14/22	RAO
1,2-Dichloropropane	ND		ug/Kg	5.9	1	287472	04/14/22	04/14/22	RAO
Bromodichloromethane	ND		ug/Kg	5.9	1	287472	04/14/22	04/14/22	RAO
Dibromomethane	ND		ug/Kg	5.9	1	287472	04/14/22	04/14/22	RAO
4-Methyl-2-Pentanone	ND		ug/Kg	9.6	1	287472	04/14/22	04/14/22	RAO
cis-1,3-Dichloropropene	ND		ug/Kg	5.9	1	287472	04/14/22	04/14/22	RAO
Toluene	ND		ug/Kg	5.9	1	287472	04/14/22	04/14/22	RAO
trans-1,3-Dichloropropene	ND		ug/Kg	5.9	1	287472	04/14/22	04/14/22	RAO
1,1,2-Trichloroethane	ND		ug/Kg	5.9	1	287472	04/14/22	04/14/22	RAO
1,3-Dichloropropane	ND		ug/Kg	5.9	1	287472	04/14/22	04/14/22	RAO
Tetrachloroethene	ND		ug/Kg	5.9	1	287472	04/14/22	04/14/22	RAO
Dibromochloromethane	ND		ug/Kg	5.9	1	287472	04/14/22	04/14/22	RAO
1,2-Dibromoethane	ND		ug/Kg	5.9	1	287472	04/14/22	04/14/22	RAO
Chlorobenzene	ND		ug/Kg	5.9	1	287472	04/14/22	04/14/22	RAO
1,1,1,2-Tetrachloroethane	ND		ug/Kg	5.9	1	287472	04/14/22	04/14/22	RAO
Ethylbenzene	ND		ug/Kg	5.9	1	287472	04/14/22	04/14/22	RAO
m,p-Xylenes	ND		ug/Kg	12	1	287472	04/14/22	04/14/22	RAO
o-Xylene	ND		ug/Kg	5.9	1	287472	04/14/22	04/14/22	RAO
Styrene	ND		ug/Kg	5.9	1	287472	04/14/22	04/14/22	RAO
Bromoform	ND		ug/Kg	5.9	1	287472	04/14/22	04/14/22	RAO
Isopropylbenzene	ND		ug/Kg	5.9	1	287472	04/14/22	04/14/22	RAO
1,1,2,2-Tetrachloroethane	ND		ug/Kg	5.9	1	287472	04/14/22	04/14/22	RAO
1,2,3-Trichloropropane	ND		ug/Kg	5.9	1	287472	04/14/22	04/14/22	RAO
Propylbenzene	ND		ug/Kg	5.9	1	287472	04/14/22	04/14/22	RAO
Bromobenzene	ND		ug/Kg	5.9	1	287472	04/14/22	04/14/22	RAO
1,3,5-Trimethylbenzene	ND		ug/Kg	5.9	1	287472	04/14/22	04/14/22	RAO
2-Chlorotoluene	ND		ug/Kg	5.9	1	287472	04/14/22	04/14/22	RAO
4-Chlorotoluene	ND		ug/Kg	5.9	1	287472	04/14/22	04/14/22	RAO
tert-Butylbenzene	ND		ug/Kg	5.9	1	287472	04/14/22	04/14/22	RAO
1,2,4-Trimethylbenzene	ND		ug/Kg	5.9	1	287472	04/14/22	04/14/22	RAO
sec-Butylbenzene	ND		ug/Kg	5.9	1	287472	04/14/22	04/14/22	RAO
para-Isopropyl Toluene	ND		ug/Kg	5.9	1	287472	04/14/22	04/14/22	RAO

Results for any subcontracted analyses are not included in this section.

Analysis Results for 461330

461330-009 Analyte	Result	Qual	Units	RL	DF	Batch	Prepared	Analyzed	Chemist
1,3-Dichlorobenzene	ND		ug/Kg	5.9	1	287472	04/14/22	04/14/22	RAO
1,4-Dichlorobenzene	ND		ug/Kg	5.9	1	287472	04/14/22	04/14/22	RAO
n-Butylbenzene	ND		ug/Kg	5.9	1	287472	04/14/22	04/14/22	RAO
1,2-Dichlorobenzene	ND		ug/Kg	5.9	1	287472	04/14/22	04/14/22	RAO
1,2-Dibromo-3-Chloropropane	ND		ug/Kg	5.9	1	287472	04/14/22	04/14/22	RAO
1,2,4-Trichlorobenzene	ND		ug/Kg	5.9	1	287472	04/14/22	04/14/22	RAO
Hexachlorobutadiene	ND		ug/Kg	5.9	1	287472	04/14/22	04/14/22	RAO
Naphthalene	ND		ug/Kg	5.9	1	287472	04/14/22	04/14/22	RAO
1,2,3-Trichlorobenzene	ND		ug/Kg	5.9	1	287472	04/14/22	04/14/22	RAO
Surrogates				**Limits**					
Dibromofluoromethane	107%		%REC	70-145	1	287472	04/14/22	04/14/22	RAO
1,2-Dichloroethane-d4	101%		%REC	70-145	1	287472	04/14/22	04/14/22	RAO
Toluene-d8	103%		%REC	70-145	1	287472	04/14/22	04/14/22	RAO
Bromofluorobenzene	100%		%REC	70-145	1	287472	04/14/22	04/14/22	RAO
Method: EPA 8270C Prep Method: EPA 3546									
Carbazole	ND		ug/Kg	290	1	287575	04/15/22	04/18/22	HQN
1-Methylnaphthalene	ND		ug/Kg	290	1	287575	04/15/22	04/18/22	HQN
Pyridine	ND		ug/Kg	290	1	287575	04/15/22	04/18/22	HQN
N-Nitrosodimethylamine	ND		ug/Kg	290	1	287575	04/15/22	04/18/22	HQN
Phenol	ND		ug/Kg	290	1	287575	04/15/22	04/18/22	HQN
Aniline	ND		ug/Kg	290	1	287575	04/15/22	04/18/22	HQN
bis(2-Chloroethyl)ether	ND		ug/Kg	1,400	1	287575	04/15/22	04/18/22	HQN
2-Chlorophenol	ND		ug/Kg	290	1	287575	04/15/22	04/18/22	HQN
1,3-Dichlorobenzene	ND		ug/Kg	290	1	287575	04/15/22	04/18/22	HQN
1,4-Dichlorobenzene	ND		ug/Kg	290	1	287575	04/15/22	04/18/22	HQN
Benzyl alcohol	ND		ug/Kg	290	1	287575	04/15/22	04/18/22	HQN
1,2-Dichlorobenzene	ND		ug/Kg	290	1	287575	04/15/22	04/18/22	HQN
2-Methylphenol	ND		ug/Kg	290	1	287575	04/15/22	04/18/22	HQN
bis(2-Chloroisopropyl) ether	ND		ug/Kg	290	1	287575	04/15/22	04/18/22	HQN
3-,4-Methylphenol	ND		ug/Kg	470	1	287575	04/15/22	04/18/22	HQN
N-Nitroso-di-n-propylamine	ND		ug/Kg	290	1	287575	04/15/22	04/18/22	HQN
Hexachloroethane	ND		ug/Kg	290	1	287575	04/15/22	04/18/22	HQN
Nitrobenzene	ND		ug/Kg	1,400	1	287575	04/15/22	04/18/22	HQN
Isophorone	ND		ug/Kg	290	1	287575	04/15/22	04/18/22	HQN
2-Nitrophenol	ND		ug/Kg	290	1	287575	04/15/22	04/18/22	HQN
2,4-Dimethylphenol	ND		ug/Kg	290	1	287575	04/15/22	04/18/22	HQN
Benzoic acid	ND		ug/Kg	1,400	1	287575	04/15/22	04/18/22	HQN
bis(2-Chloroethoxy)methane	ND		ug/Kg	290	1	287575	04/15/22	04/18/22	HQN
2,4-Dichlorophenol	ND		ug/Kg	290	1	287575	04/15/22	04/18/22	HQN
1,2,4-Trichlorobenzene	ND		ug/Kg	290	1	287575	04/15/22	04/18/22	HQN
Naphthalene	ND		ug/Kg	290	1	287575	04/15/22	04/18/22	HQN
4-Chloroaniline	ND		ug/Kg	290	1	287575	04/15/22	04/18/22	HQN
Hexachlorobutadiene	ND		ug/Kg	290	1	287575	04/15/22	04/18/22	HQN
4-Chloro-3-methylphenol	ND		ug/Kg	290	1	287575	04/15/22	04/18/22	HQN
2-Methylnaphthalene	ND		ug/Kg	290	1	287575	04/15/22	04/18/22	HQN

Results for any subcontracted analyses are not included in this section.

ENTHALPY ANALYTICAL

Analysis Results for 461330

461330-009 Analyte	Result	Qual	Units	RL	DF	Batch	Prepared	Analyzed	Chemist
Hexachlorocyclopentadiene	ND		ug/Kg	1,400	1	287575	04/15/22	04/18/22	HQN
2,4,6-Trichlorophenol	ND		ug/Kg	290	1	287575	04/15/22	04/18/22	HQN
2,4,5-Trichlorophenol	ND		ug/Kg	290	1	287575	04/15/22	04/18/22	HQN
2-Chloronaphthalene	ND		ug/Kg	290	1	287575	04/15/22	04/18/22	HQN
2-Nitroaniline	ND		ug/Kg	290	1	287575	04/15/22	04/18/22	HQN
Dimethylphthalate	ND		ug/Kg	290	1	287575	04/15/22	04/18/22	HQN
Acenaphthylene	ND		ug/Kg	290	1	287575	04/15/22	04/18/22	HQN
2,6-Dinitrotoluene	ND		ug/Kg	290	1	287575	04/15/22	04/18/22	HQN
3-Nitroaniline	ND		ug/Kg	290	1	287575	04/15/22	04/18/22	HQN
Acenaphthene	ND		ug/Kg	290	1	287575	04/15/22	04/18/22	HQN
2,4-Dinitrophenol	ND		ug/Kg	1,400	1	287575	04/15/22	04/18/22	HQN
4-Nitrophenol	ND		ug/Kg	290	1	287575	04/15/22	04/18/22	HQN
Dibenzofuran	ND		ug/Kg	290	1	287575	04/15/22	04/18/22	HQN
2,4-Dinitrotoluene	ND		ug/Kg	290	1	287575	04/15/22	04/18/22	HQN
Diethylphthalate	ND		ug/Kg	290	1	287575	04/15/22	04/18/22	HQN
Fluorene	ND		ug/Kg	290	1	287575	04/15/22	04/18/22	HQN
4-Chlorophenyl-phenylether	ND		ug/Kg	290	1	287575	04/15/22	04/18/22	HQN
4-Nitroaniline	ND		ug/Kg	290	1	287575	04/15/22	04/18/22	HQN
4,6-Dinitro-2-methylphenol	ND		ug/Kg	290	1	287575	04/15/22	04/18/22	HQN
N-Nitrosodiphenylamine	ND		ug/Kg	290	1	287575	04/15/22	04/18/22	HQN
1,2-diphenylhydrazine (as azobenzene)	ND		ug/Kg	290	1	287575	04/15/22	04/18/22	HQN
4-Bromophenyl-phenylether	ND		ug/Kg	290	1	287575	04/15/22	04/18/22	HQN
Hexachlorobenzene	ND		ug/Kg	290	1	287575	04/15/22	04/18/22	HQN
Pentachlorophenol	ND		ug/Kg	1,400	1	287575	04/15/22	04/18/22	HQN
Phenanthrene	ND		ug/Kg	290	1	287575	04/15/22	04/18/22	HQN
Anthracene	ND		ug/Kg	290	1	287575	04/15/22	04/18/22	HQN
Di-n-butylphthalate	ND		ug/Kg	290	1	287575	04/15/22	04/18/22	HQN
Fluoranthene	ND		ug/Kg	290	1	287575	04/15/22	04/18/22	HQN
Benzidine	ND		ug/Kg	1,400	1	287575	04/15/22	04/18/22	HQN
Pyrene	ND		ug/Kg	290	1	287575	04/15/22	04/18/22	HQN
Butylbenzylphthalate	ND		ug/Kg	290	1	287575	04/15/22	04/18/22	HQN
3,3'-Dichlorobenzidine	ND		ug/Kg	1,400	1	287575	04/15/22	04/18/22	HQN
Benzo(a)anthracene	ND		ug/Kg	290	1	287575	04/15/22	04/18/22	HQN
Chrysene	ND		ug/Kg	290	1	287575	04/15/22	04/18/22	HQN
bis(2-Ethylhexyl)phthalate	ND		ug/Kg	290	1	287575	04/15/22	04/18/22	HQN
Di-n-octylphthalate	ND		ug/Kg	290	1	287575	04/15/22	04/18/22	HQN
Benzo(b)fluoranthene	ND		ug/Kg	290	1	287575	04/15/22	04/18/22	HQN
Benzo(k)fluoranthene	ND		ug/Kg	290	1	287575	04/15/22	04/18/22	HQN
Benzo(a)pyrene	ND		ug/Kg	290	1	287575	04/15/22	04/18/22	HQN
Indeno(1,2,3-cd)pyrene	ND		ug/Kg	290	1	287575	04/15/22	04/18/22	HQN
Dibenz(a,h)anthracene	ND		ug/Kg	290	1	287575	04/15/22	04/18/22	HQN
Benzo(g,h,i)perylene	ND		ug/Kg	290	1	287575	04/15/22	04/18/22	HQN
Surrogates				**Limits**					
2-Fluorophenol	72%		%REC	29-120	1	287575	04/15/22	04/18/22	HQN
Phenol-d6	73%		%REC	30-120	1	287575	04/15/22	04/18/22	HQN
2,4,6-Tribromophenol	68%		%REC	32-120	1	287575	04/15/22	04/18/22	HQN

Results for any subcontracted analyses are not included in this section.

Analysis Results for 461330

461330-009 Analyte	Result	Qual	Units	RL	DF	Batch	Prepared	Analyzed	Chemist
Nitrobenzene-d5	75%		%REC	33-120	1	287575	04/15/22	04/18/22	HQN
2-Fluorobiphenyl	67%		%REC	39-120	1	287575	04/15/22	04/18/22	HQN
Terphenyl-d14	77%		%REC	44-125	1	287575	04/15/22	04/18/22	HQN

Results for any subcontracted analyses are not included in this section.

ENTHALPY ANALYTICAL

Analysis Results for 461330

Sample ID: SSJ-04-0.25	Lab ID: 461330-010	Collected: 04/12/22 12:10
	Matrix: Soil	Basis: Dry

461330-010 Analyte	Result	Qual	Units	RL	DF	Batch	Prepared	Analyzed	Chemist
Method: ASTM D2216 Prep Method: METHOD									
Moisture, Percent	**8**		%	1	1	287746	04/19/22	04/20/22	DNA
Method: EPA 6010B Prep Method: EPA 3050B									
Antimony	ND		mg/Kg	3.4	1	287531	04/14/22	04/15/22	SBW
Arsenic	**4.6**		mg/Kg	1.1	1	287531	04/14/22	04/15/22	SBW
Barium	**81**		mg/Kg	1.1	1	287531	04/14/22	04/15/22	SBW
Beryllium	ND		mg/Kg	0.56	1	287531	04/14/22	04/15/22	SBW
Cadmium	ND		mg/Kg	0.56	1	287531	04/14/22	04/15/22	SBW
Chromium	**24**		mg/Kg	1.1	1	287531	04/14/22	04/15/22	SBW
Cobalt	**1.6**		mg/Kg	0.56	1	287531	04/14/22	04/15/22	SBW
Copper	**10**		mg/Kg	1.1	1	287531	04/14/22	04/15/22	SBW
Lead	**4.4**		mg/Kg	1.1	1	287531	04/14/22	04/15/22	SBW
Molybdenum	ND		mg/Kg	1.1	1	287531	04/14/22	04/15/22	SBW
Nickel	**8.8**		mg/Kg	1.1	1	287531	04/14/22	04/15/22	SBW
Selenium	ND		mg/Kg	3.4	1	287531	04/14/22	04/15/22	SBW
Silver	ND		mg/Kg	0.56	1	287531	04/14/22	04/15/22	SBW
Thallium	ND		mg/Kg	3.4	1	287531	04/14/22	04/15/22	SBW
Vanadium	**15**		mg/Kg	1.1	1	287531	04/14/22	04/15/22	SBW
Zinc	**21**		mg/Kg	5.6	1	287531	04/14/22	04/15/22	SBW
Method: EPA 7471A Prep Method: METHOD									
Mercury	ND		mg/Kg	0.16	1.1	287595	04/14/22	04/18/22	SBW
Method: EPA 8015M Prep Method: EPA 3580									
DRO C10-C28	**330**		mg/Kg	11	1	287558	04/14/22	04/16/22	MES
ORO C28-C44	**170**		mg/Kg	22	1	287558	04/14/22	04/16/22	MES
Surrogates				**Limits**					
n-Triacontane	83%		%REC	70-130	1	287558	04/14/22	04/16/22	MES
Method: EPA 8260B Prep Method: EPA 5030B									
TPH Gasoline	ND		ug/Kg	110	1	287581	04/15/22	04/15/22	RAO
Freon 12	ND		ug/Kg	5.4	1	287581	04/15/22	04/15/22	RAO
Chloromethane	ND		ug/Kg	5.4	1	287581	04/15/22	04/15/22	RAO
Vinyl Chloride	ND		ug/Kg	5.4	1	287581	04/15/22	04/15/22	RAO
Bromomethane	ND		ug/Kg	5.4	1	287581	04/15/22	04/15/22	RAO
Chloroethane	ND		ug/Kg	5.4	1	287581	04/15/22	04/15/22	RAO
Trichlorofluoromethane	ND		ug/Kg	5.4	1	287581	04/15/22	04/15/22	RAO
Acetone	ND		ug/Kg	110	1	287581	04/15/22	04/15/22	RAO
Freon 113	ND		ug/Kg	5.4	1	287581	04/15/22	04/15/22	RAO
1,1-Dichloroethene	ND		ug/Kg	5.4	1	287581	04/15/22	04/15/22	RAO

Results for any subcontracted analyses are not included in this section.

ENTHALPY ANALYTICAL

Analysis Results for 461330

461330-010 Analyte	Result	Qual	Units	RL	DF	Batch	Prepared	Analyzed	Chemist
Methylene Chloride	ND		ug/Kg	5.4	1	287581	04/15/22	04/15/22	RAO
MTBE	ND		ug/Kg	5.4	1	287581	04/15/22	04/15/22	RAO
trans-1,2-Dichloroethene	ND		ug/Kg	5.4	1	287581	04/15/22	04/15/22	RAO
1,1-Dichloroethane	ND		ug/Kg	5.4	1	287581	04/15/22	04/15/22	RAO
2-Butanone	ND		ug/Kg	110	1	287581	04/15/22	04/15/22	RAO
cis-1,2-Dichloroethene	ND		ug/Kg	5.4	1	287581	04/15/22	04/15/22	RAO
2,2-Dichloropropane	ND		ug/Kg	5.4	1	287581	04/15/22	04/15/22	RAO
Chloroform	ND		ug/Kg	5.4	1	287581	04/15/22	04/15/22	RAO
Bromochloromethane	ND		ug/Kg	5.4	1	287581	04/15/22	04/15/22	RAO
1,1,1-Trichloroethane	ND		ug/Kg	5.4	1	287581	04/15/22	04/15/22	RAO
1,1-Dichloropropene	ND		ug/Kg	5.4	1	287581	04/15/22	04/15/22	RAO
Carbon Tetrachloride	ND		ug/Kg	5.4	1	287581	04/15/22	04/15/22	RAO
1,2-Dichloroethane	ND		ug/Kg	5.4	1	287581	04/15/22	04/15/22	RAO
Benzene	ND		ug/Kg	5.4	1	287581	04/15/22	04/15/22	RAO
Trichloroethene	ND		ug/Kg	5.4	1	287581	04/15/22	04/15/22	RAO
1,2-Dichloropropane	ND		ug/Kg	5.4	1	287581	04/15/22	04/15/22	RAO
Bromodichloromethane	ND		ug/Kg	5.4	1	287581	04/15/22	04/15/22	RAO
Dibromomethane	ND		ug/Kg	5.4	1	287581	04/15/22	04/15/22	RAO
4-Methyl-2-Pentanone	ND		ug/Kg	5.4	1	287581	04/15/22	04/15/22	RAO
cis-1,3-Dichloropropene	ND		ug/Kg	5.4	1	287581	04/15/22	04/15/22	RAO
Toluene	ND		ug/Kg	5.4	1	287581	04/15/22	04/15/22	RAO
trans-1,3-Dichloropropene	ND		ug/Kg	5.4	1	287581	04/15/22	04/15/22	RAO
1,1,2-Trichloroethane	ND		ug/Kg	5.4	1	287581	04/15/22	04/15/22	RAO
1,3-Dichloropropane	ND		ug/Kg	5.4	1	287581	04/15/22	04/15/22	RAO
Tetrachloroethene	ND		ug/Kg	5.4	1	287581	04/15/22	04/15/22	RAO
Dibromochloromethane	ND		ug/Kg	5.4	1	287581	04/15/22	04/15/22	RAO
1,2-Dibromoethane	ND		ug/Kg	5.4	1	287581	04/15/22	04/15/22	RAO
Chlorobenzene	ND		ug/Kg	5.4	1	287581	04/15/22	04/15/22	RAO
1,1,1,2-Tetrachloroethane	ND		ug/Kg	5.4	1	287581	04/15/22	04/15/22	RAO
Ethylbenzene	ND		ug/Kg	5.4	1	287581	04/15/22	04/15/22	RAO
m,p-Xylenes	ND		ug/Kg	11	1	287581	04/15/22	04/15/22	RAO
o-Xylene	ND		ug/Kg	5.4	1	287581	04/15/22	04/15/22	RAO
Styrene	ND		ug/Kg	5.4	1	287581	04/15/22	04/15/22	RAO
Bromoform	ND		ug/Kg	5.4	1	287581	04/15/22	04/15/22	RAO
Isopropylbenzene	ND		ug/Kg	5.4	1	287581	04/15/22	04/15/22	RAO
1,1,2,2-Tetrachloroethane	ND		ug/Kg	5.4	1	287581	04/15/22	04/15/22	RAO
1,2,3-Trichloropropane	ND		ug/Kg	5.4	1	287581	04/15/22	04/15/22	RAO
Propylbenzene	ND		ug/Kg	5.4	1	287581	04/15/22	04/15/22	RAO
Bromobenzene	ND		ug/Kg	5.4	1	287581	04/15/22	04/15/22	RAO
1,3,5-Trimethylbenzene	ND		ug/Kg	5.4	1	287581	04/15/22	04/15/22	RAO
2-Chlorotoluene	ND		ug/Kg	5.4	1	287581	04/15/22	04/15/22	RAO
4-Chlorotoluene	ND		ug/Kg	5.4	1	287581	04/15/22	04/15/22	RAO
tert-Butylbenzene	ND		ug/Kg	5.4	1	287581	04/15/22	04/15/22	RAO
1,2,4-Trimethylbenzene	ND		ug/Kg	5.4	1	287581	04/15/22	04/15/22	RAO
sec-Butylbenzene	ND		ug/Kg	5.4	1	287581	04/15/22	04/15/22	RAO
para-Isopropyl Toluene	ND		ug/Kg	5.4	1	287581	04/15/22	04/15/22	RAO

Results for any subcontracted analyses are not included in this section.

ENTHALPY ANALYTICAL

Analysis Results for 461330

461330-010 Analyte	Result	Qual	Units	RL	DF	Batch	Prepared	Analyzed	Chemist
1,3-Dichlorobenzene	ND		ug/Kg	5.4	1	287581	04/15/22	04/15/22	RAO
1,4-Dichlorobenzene	ND		ug/Kg	5.4	1	287581	04/15/22	04/15/22	RAO
n-Butylbenzene	ND		ug/Kg	5.4	1	287581	04/15/22	04/15/22	RAO
1,2-Dichlorobenzene	ND		ug/Kg	5.4	1	287581	04/15/22	04/15/22	RAO
1,2-Dibromo-3-Chloropropane	ND		ug/Kg	5.4	1	287581	04/15/22	04/15/22	RAO
1,2,4-Trichlorobenzene	ND		ug/Kg	5.4	1	287581	04/15/22	04/15/22	RAO
Hexachlorobutadiene	ND		ug/Kg	5.4	1	287581	04/15/22	04/15/22	RAO
Naphthalene	ND		ug/Kg	5.4	1	287581	04/15/22	04/15/22	RAO
1,2,3-Trichlorobenzene	ND		ug/Kg	5.4	1	287581	04/15/22	04/15/22	RAO
Surrogates				**Limits**					
Dibromofluoromethane	99%		%REC	70-145	1	287581	04/15/22	04/15/22	RAO
1,2-Dichloroethane-d4	111%		%REC	70-145	1	287581	04/15/22	04/15/22	RAO
Toluene-d8	97%		%REC	70-145	1	287581	04/15/22	04/15/22	RAO
Bromofluorobenzene	92%		%REC	70-145	1	287581	04/15/22	04/15/22	RAO
Method: EPA 8270C Prep Method: EPA 3546									
Carbazole	ND		ug/Kg	270	1	287575	04/15/22	04/18/22	HQN
1-Methylnaphthalene	ND		ug/Kg	270	1	287575	04/15/22	04/18/22	HQN
Pyridine	ND		ug/Kg	270	1	287575	04/15/22	04/18/22	HQN
N-Nitrosodimethylamine	ND		ug/Kg	270	1	287575	04/15/22	04/18/22	HQN
Phenol	ND		ug/Kg	270	1	287575	04/15/22	04/18/22	HQN
Aniline	ND		ug/Kg	270	1	287575	04/15/22	04/18/22	HQN
bis(2-Chloroethyl)ether	ND		ug/Kg	1,300	1	287575	04/15/22	04/18/22	HQN
2-Chlorophenol	ND		ug/Kg	270	1	287575	04/15/22	04/18/22	HQN
1,3-Dichlorobenzene	ND		ug/Kg	270	1	287575	04/15/22	04/18/22	HQN
1,4-Dichlorobenzene	ND		ug/Kg	270	1	287575	04/15/22	04/18/22	HQN
Benzyl alcohol	ND		ug/Kg	270	1	287575	04/15/22	04/18/22	HQN
1,2-Dichlorobenzene	ND		ug/Kg	270	1	287575	04/15/22	04/18/22	HQN
2-Methylphenol	ND		ug/Kg	270	1	287575	04/15/22	04/18/22	HQN
bis(2-Chloroisopropyl) ether	ND		ug/Kg	270	1	287575	04/15/22	04/18/22	HQN
3-,4-Methylphenol	ND		ug/Kg	430	1	287575	04/15/22	04/18/22	HQN
N-Nitroso-di-n-propylamine	ND		ug/Kg	270	1	287575	04/15/22	04/18/22	HQN
Hexachloroethane	ND		ug/Kg	270	1	287575	04/15/22	04/18/22	HQN
Nitrobenzene	ND		ug/Kg	1,300	1	287575	04/15/22	04/18/22	HQN
Isophorone	ND		ug/Kg	270	1	287575	04/15/22	04/18/22	HQN
2-Nitrophenol	ND		ug/Kg	270	1	287575	04/15/22	04/18/22	HQN
2,4-Dimethylphenol	ND		ug/Kg	270	1	287575	04/15/22	04/18/22	HQN
Benzoic acid	ND		ug/Kg	1,300	1	287575	04/15/22	04/18/22	HQN
bis(2-Chloroethoxy)methane	ND		ug/Kg	270	1	287575	04/15/22	04/18/22	HQN
2,4-Dichlorophenol	ND		ug/Kg	270	1	287575	04/15/22	04/18/22	HQN
1,2,4-Trichlorobenzene	ND		ug/Kg	270	1	287575	04/15/22	04/18/22	HQN
Naphthalene	ND		ug/Kg	270	1	287575	04/15/22	04/18/22	HQN
4-Chloroaniline	ND		ug/Kg	270	1	287575	04/15/22	04/18/22	HQN
Hexachlorobutadiene	ND		ug/Kg	270	1	287575	04/15/22	04/18/22	HQN
4-Chloro-3-methylphenol	ND		ug/Kg	270	1	287575	04/15/22	04/18/22	HQN
2-Methylnaphthalene	ND		ug/Kg	270	1	287575	04/15/22	04/18/22	HQN

Results for any subcontracted analyses are not included in this section.

ENTHALPY ANALYTICAL

Analysis Results for 461330

461330-010 Analyte	Result	Qual	Units	RL	DF	Batch	Prepared	Analyzed	Chemist
Hexachlorocyclopentadiene	ND		ug/Kg	1,300	1	287575	04/15/22	04/18/22	HQN
2,4,6-Trichlorophenol	ND		ug/Kg	270	1	287575	04/15/22	04/18/22	HQN
2,4,5-Trichlorophenol	ND		ug/Kg	270	1	287575	04/15/22	04/18/22	HQN
2-Chloronaphthalene	ND		ug/Kg	270	1	287575	04/15/22	04/18/22	HQN
2-Nitroaniline	ND		ug/Kg	270	1	287575	04/15/22	04/18/22	HQN
Dimethylphthalate	ND		ug/Kg	270	1	287575	04/15/22	04/18/22	HQN
Acenaphthylene	ND		ug/Kg	270	1	287575	04/15/22	04/18/22	HQN
2,6-Dinitrotoluene	ND		ug/Kg	270	1	287575	04/15/22	04/18/22	HQN
3-Nitroaniline	ND		ug/Kg	270	1	287575	04/15/22	04/18/22	HQN
Acenaphthene	ND		ug/Kg	270	1	287575	04/15/22	04/18/22	HQN
2,4-Dinitrophenol	ND		ug/Kg	1,300	1	287575	04/15/22	04/18/22	HQN
4-Nitrophenol	ND		ug/Kg	270	1	287575	04/15/22	04/18/22	HQN
Dibenzofuran	ND		ug/Kg	270	1	287575	04/15/22	04/18/22	HQN
2,4-Dinitrotoluene	ND		ug/Kg	270	1	287575	04/15/22	04/18/22	HQN
Diethylphthalate	ND		ug/Kg	270	1	287575	04/15/22	04/18/22	HQN
Fluorene	ND		ug/Kg	270	1	287575	04/15/22	04/18/22	HQN
4-Chlorophenyl-phenylether	ND		ug/Kg	270	1	287575	04/15/22	04/18/22	HQN
4-Nitroaniline	ND		ug/Kg	270	1	287575	04/15/22	04/18/22	HQN
4,6-Dinitro-2-methylphenol	ND		ug/Kg	270	1	287575	04/15/22	04/18/22	HQN
N-Nitrosodiphenylamine	ND		ug/Kg	270	1	287575	04/15/22	04/18/22	HQN
1,2-diphenylhydrazine (as azobenzene)	ND		ug/Kg	270	1	287575	04/15/22	04/18/22	HQN
4-Bromophenyl-phenylether	ND		ug/Kg	270	1	287575	04/15/22	04/18/22	HQN
Hexachlorobenzene	ND		ug/Kg	270	1	287575	04/15/22	04/18/22	HQN
Pentachlorophenol	ND		ug/Kg	1,300	1	287575	04/15/22	04/18/22	HQN
Phenanthrene	ND		ug/Kg	270	1	287575	04/15/22	04/18/22	HQN
Anthracene	ND		ug/Kg	270	1	287575	04/15/22	04/18/22	HQN
Di-n-butylphthalate	ND		ug/Kg	270	1	287575	04/15/22	04/18/22	HQN
Fluoranthene	ND		ug/Kg	270	1	287575	04/15/22	04/18/22	HQN
Benzidine	ND		ug/Kg	1,300	1	287575	04/15/22	04/18/22	HQN
Pyrene	ND		ug/Kg	270	1	287575	04/15/22	04/18/22	HQN
Butylbenzylphthalate	ND		ug/Kg	270	1	287575	04/15/22	04/18/22	HQN
3,3'-Dichlorobenzidine	ND		ug/Kg	1,300	1	287575	04/15/22	04/18/22	HQN
Benzo(a)anthracene	ND		ug/Kg	270	1	287575	04/15/22	04/18/22	HQN
Chrysene	ND		ug/Kg	270	1	287575	04/15/22	04/18/22	HQN
bis(2-Ethylhexyl)phthalate	ND		ug/Kg	270	1	287575	04/15/22	04/18/22	HQN
Di-n-octylphthalate	ND		ug/Kg	270	1	287575	04/15/22	04/18/22	HQN
Benzo(b)fluoranthene	ND		ug/Kg	270	1	287575	04/15/22	04/18/22	HQN
Benzo(k)fluoranthene	ND		ug/Kg	270	1	287575	04/15/22	04/18/22	HQN
Benzo(a)pyrene	ND		ug/Kg	270	1	287575	04/15/22	04/18/22	HQN
Indeno(1,2,3-cd)pyrene	ND		ug/Kg	270	1	287575	04/15/22	04/18/22	HQN
Dibenz(a,h)anthracene	ND		ug/Kg	270	1	287575	04/15/22	04/18/22	HQN
Benzo(g,h,i)perylene	ND		ug/Kg	270	1	287575	04/15/22	04/18/22	HQN
Surrogates				**Limits**					
2-Fluorophenol	50%		%REC	29-120	1	287575	04/15/22	04/18/22	HQN
Phenol-d6	65%		%REC	30-120	1	287575	04/15/22	04/18/22	HQN
2,4,6-Tribromophenol	12%	*	%REC	32-120	1	287575	04/15/22	04/18/22	HQN

Results for any subcontracted analyses are not included in this section.

ENTHALPY ANALYTICAL

Analysis Results for 461330

461330-010 Analyte	Result	Qual	Units	RL	DF	Batch	Prepared	Analyzed	Chemist
Nitrobenzene-d5	66%		%REC	33-120	1	287575	04/15/22	04/18/22	HQN
2-Fluorobiphenyl	60%		%REC	39-120	1	287575	04/15/22	04/18/22	HQN
Terphenyl-d14	64%		%REC	44-125	1	287575	04/15/22	04/18/22	HQN

Results for any subcontracted analyses are not included in this section.

ENTHALPY ANALYTICAL

Analysis Results for 461330

Sample ID: SSJ-01-20	Lab ID: 461330-011	Collected: 04/12/22 09:45
	Matrix: Water	

461330-011 Analyte	Result	Qual	Units	RL	DF	Batch	Prepared	Analyzed	Chemist
Method: EPA 6010B Prep Method: EPA 3010A									
Antimony	ND		mg/L	0.030	1	287508	04/14/22	04/15/22	SBW
Arsenic	**0.043**		mg/L	0.010	1	287508	04/14/22	04/15/22	SBW
Barium	**1.4**		mg/L	0.010	1	287508	04/14/22	04/15/22	SBW
Beryllium	ND		mg/L	0.0050	1	287508	04/14/22	04/15/22	SBW
Cadmium	ND		mg/L	0.0050	1	287508	04/14/22	04/15/22	SBW
Chromium	**0.038**		mg/L	0.010	1	287508	04/14/22	04/15/22	SBW
Cobalt	**0.012**		mg/L	0.0050	1	287508	04/14/22	04/15/22	SBW
Copper	**0.037**		mg/L	0.010	1	287508	04/14/22	04/15/22	SBW
Lead	**0.012**		mg/L	0.010	1	287508	04/14/22	04/15/22	SBW
Molybdenum	**0.027**		mg/L	0.010	1	287508	04/14/22	04/15/22	SBW
Nickel	**0.081**		mg/L	0.010	1	287508	04/14/22	04/15/22	SBW
Selenium	ND		mg/L	0.030	1	287508	04/14/22	04/15/22	SBW
Silver	ND		mg/L	0.0050	1	287508	04/14/22	04/15/22	SBW
Thallium	ND		mg/L	0.030	1	287508	04/14/22	04/15/22	SBW
Vanadium	**0.028**		mg/L	0.010	1	287508	04/14/22	04/15/22	SBW
Zinc	ND		mg/L	0.050	1	287508	04/14/22	04/15/22	SBW
Method: EPA 7470A Prep Method: METHOD									
Mercury	ND		ug/L	0.40	1	287680	04/18/22	04/18/22	SBW
Method: EPA 8015B Prep Method: EPA 3510C									
Diesel C10-C28	**500**	B	ug/L	100	1	287547	04/15/22	04/15/22	MES
ORO C28-C44	ND		ug/L	300	1	287547	04/15/22	04/15/22	MES
Surrogates				**Limits**					
n-Triacontane	60%		%REC	35-130	1	287547	04/15/22	04/15/22	MES
Method: EPA 8260B Prep Method: EPA 5030B									
TPH Gasoline	ND		ug/L	100	1	287635	04/16/22	04/16/22	RAO
Freon 12	ND		ug/L	0.5	1	287635	04/16/22	04/16/22	RAO
Chloromethane	ND		ug/L	0.5	1	287635	04/16/22	04/16/22	RAO
Vinyl Chloride	ND		ug/L	0.5	1	287635	04/16/22	04/16/22	RAO
Bromomethane	ND		ug/L	1.0	1	287635	04/16/22	04/16/22	RAO
Chloroethane	ND		ug/L	0.5	1	287635	04/16/22	04/16/22	RAO
Trichlorofluoromethane	ND		ug/L	0.5	1	287635	04/16/22	04/16/22	RAO
Acetone	ND		ug/L	12	1	287635	04/16/22	04/16/22	RAO
Freon 113	ND		ug/L	0.5	1	287635	04/16/22	04/16/22	RAO
1,1-Dichloroethene	ND		ug/L	0.5	1	287635	04/16/22	04/16/22	RAO
Methylene Chloride	ND		ug/L	10	1	287635	04/16/22	04/16/22	RAO
MTBE	**6.5**		ug/L	0.5	1	287635	04/16/22	04/16/22	RAO
trans-1,2-Dichloroethene	ND		ug/L	0.5	1	287635	04/16/22	04/16/22	RAO

Results for any subcontracted analyses are not included in this section.

ENTHALPY ANALYTICAL

Analysis Results for 461330

461330-011 Analyte	Result	Qual	Units	RL	DF	Batch	Prepared	Analyzed	Chemist
1,1-Dichloroethane	ND		ug/L	0.5	1	287635	04/16/22	04/16/22	RAO
2-Butanone	ND		ug/L	5.0	1	287635	04/16/22	04/16/22	RAO
cis-1,2-Dichloroethene	ND		ug/L	0.5	1	287635	04/16/22	04/16/22	RAO
2,2-Dichloropropane	ND		ug/L	0.5	1	287635	04/16/22	04/16/22	RAO
Chloroform	ND		ug/L	0.5	1	287635	04/16/22	04/16/22	RAO
Bromochloromethane	ND		ug/L	0.5	1	287635	04/16/22	04/16/22	RAO
1,1,1-Trichloroethane	ND		ug/L	0.5	1	287635	04/16/22	04/16/22	RAO
1,1-Dichloropropene	ND		ug/L	0.5	1	287635	04/16/22	04/16/22	RAO
Carbon Tetrachloride	ND		ug/L	0.5	1	287635	04/16/22	04/16/22	RAO
1,2-Dichloroethane	ND		ug/L	0.5	1	287635	04/16/22	04/16/22	RAO
Benzene	ND		ug/L	0.5	1	287635	04/16/22	04/16/22	RAO
Trichloroethene	ND		ug/L	0.5	1	287635	04/16/22	04/16/22	RAO
1,2-Dichloropropane	ND		ug/L	0.5	1	287635	04/16/22	04/16/22	RAO
Bromodichloromethane	ND		ug/L	0.5	1	287635	04/16/22	04/16/22	RAO
Dibromomethane	ND		ug/L	0.5	1	287635	04/16/22	04/16/22	RAO
4-Methyl-2-Pentanone	ND		ug/L	5.0	1	287635	04/16/22	04/16/22	RAO
cis-1,3-Dichloropropene	ND		ug/L	0.5	1	287635	04/16/22	04/16/22	RAO
Toluene	ND		ug/L	0.5	1	287635	04/16/22	04/16/22	RAO
trans-1,3-Dichloropropene	ND		ug/L	0.5	1	287635	04/16/22	04/16/22	RAO
1,1,2-Trichloroethane	ND		ug/L	0.5	1	287635	04/16/22	04/16/22	RAO
1,3-Dichloropropane	ND		ug/L	0.5	1	287635	04/16/22	04/16/22	RAO
Tetrachloroethene	ND		ug/L	0.5	1	287635	04/16/22	04/16/22	RAO
Dibromochloromethane	ND		ug/L	0.5	1	287635	04/16/22	04/16/22	RAO
1,2-Dibromoethane	ND		ug/L	0.5	1	287635	04/16/22	04/16/22	RAO
Chlorobenzene	ND		ug/L	0.5	1	287635	04/16/22	04/16/22	RAO
1,1,1,2-Tetrachloroethane	ND		ug/L	0.5	1	287635	04/16/22	04/16/22	RAO
Ethylbenzene	ND		ug/L	0.5	1	287635	04/16/22	04/16/22	RAO
m,p-Xylenes	ND		ug/L	1.0	1	287635	04/16/22	04/16/22	RAO
o-Xylene	ND		ug/L	0.5	1	287635	04/16/22	04/16/22	RAO
Styrene	ND		ug/L	0.5	1	287635	04/16/22	04/16/22	RAO
Bromoform	ND		ug/L	1.0	1	287635	04/16/22	04/16/22	RAO
Propylbenzene	ND		ug/L	0.5	1	287635	04/16/22	04/16/22	RAO
Isopropylbenzene	ND		ug/L	0.5	1	287635	04/16/22	04/16/22	RAO
1,1,2,2-Tetrachloroethane	ND		ug/L	0.5	1	287635	04/16/22	04/16/22	RAO
1,2,3-Trichloropropane	ND		ug/L	0.5	1	287635	04/16/22	04/16/22	RAO
Bromobenzene	ND		ug/L	1.0	1	287635	04/16/22	04/16/22	RAO
1,3,5-Trimethylbenzene	ND		ug/L	0.5	1	287635	04/16/22	04/16/22	RAO
2-Chlorotoluene	ND		ug/L	0.5	1	287635	04/16/22	04/16/22	RAO
4-Chlorotoluene	ND		ug/L	0.5	1	287635	04/16/22	04/16/22	RAO
tert-Butylbenzene	ND		ug/L	0.5	1	287635	04/16/22	04/16/22	RAO
1,2,4-Trimethylbenzene	ND		ug/L	0.5	1	287635	04/16/22	04/16/22	RAO
sec-Butylbenzene	ND		ug/L	0.5	1	287635	04/16/22	04/16/22	RAO
para-Isopropyl Toluene	ND		ug/L	0.5	1	287635	04/16/22	04/16/22	RAO
1,3-Dichlorobenzene	ND		ug/L	0.5	1	287635	04/16/22	04/16/22	RAO
1,4-Dichlorobenzene	ND		ug/L	0.5	1	287635	04/16/22	04/16/22	RAO
n-Butylbenzene	ND		ug/L	0.5	1	287635	04/16/22	04/16/22	RAO

Results for any subcontracted analyses are not included in this section.

ENTHALPY ANALYTICAL

Analysis Results for 461330

461330-011 Analyte	Result	Qual	Units	RL	DF	Batch	Prepared	Analyzed	Chemist
1,2-Dichlorobenzene	ND		ug/L	0.5	1	287635	04/16/22	04/16/22	RAO
1,2-Dibromo-3-Chloropropane	ND		ug/L	2.0	1	287635	04/16/22	04/16/22	RAO
1,2,4-Trichlorobenzene	ND		ug/L	0.5	1	287635	04/16/22	04/16/22	RAO
Hexachlorobutadiene	ND		ug/L	2.0	1	287635	04/16/22	04/16/22	RAO
Naphthalene	ND		ug/L	2.0	1	287635	04/16/22	04/16/22	RAO
1,2,3-Trichlorobenzene	ND		ug/L	0.5	1	287635	04/16/22	04/16/22	RAO
Isopropyl Ether (DIPE)	ND		ug/L	0.5	1	287635	04/16/22	04/16/22	RAO
Ethyl tert-Butyl Ether (ETBE)	ND		ug/L	0.5	1	287635	04/16/22	04/16/22	RAO
tert-Butyl Alcohol (TBA)	**8.6**		ug/L	5.0	1	287635	04/16/22	04/16/22	RAO
Methyl tert-Amyl Ether (TAME)	ND		ug/L	0.5	1	287635	04/16/22	04/16/22	RAO
Surrogates				**Limits**					
Dibromofluoromethane	107%		%REC	70-140	1	287635	04/16/22	04/16/22	RAO
1,2-Dichloroethane-d4	98%		%REC	70-140	1	287635	04/16/22	04/16/22	RAO
Toluene-d8	106%		%REC	70-140	1	287635	04/16/22	04/16/22	RAO
Bromofluorobenzene	99%		%REC	70-140	1	287635	04/16/22	04/16/22	RAO

Results for any subcontracted analyses are not included in this section.

ENTHALPY ANALYTICAL

Analysis Results for 461330

Sample ID: SSJ-04-15	Lab ID: 461330-012	Collected: 04/12/22 12:30
	Matrix: Water	

461330-012 Analyte	Result	Qual	Units	RL	DF	Batch	Prepared	Analyzed	Chemist
Method: EPA 6010B Prep Method: EPA 3010A									
Antimony	ND		mg/L	0.030	1	287508	04/14/22	04/15/22	SBW
Arsenic	**0.21**		mg/L	0.010	1	287508	04/14/22	04/15/22	SBW
Barium	**12**		mg/L	0.010	1	287508	04/14/22	04/15/22	SBW
Beryllium	ND		mg/L	0.0050	1	287508	04/14/22	04/15/22	SBW
Cadmium	**0.070**		mg/L	0.0050	1	287508	04/14/22	04/15/22	SBW
Chromium	**1.0**		mg/L	0.010	1	287508	04/14/22	04/15/22	SBW
Cobalt	**0.26**		mg/L	0.0050	1	287508	04/14/22	04/15/22	SBW
Copper	**11**		mg/L	0.010	1	287508	04/14/22	04/15/22	SBW
Lead	**3.3**		mg/L	0.010	1	287508	04/14/22	04/15/22	SBW
Molybdenum	**0.16**		mg/L	0.010	1	287508	04/14/22	04/15/22	SBW
Nickel	**2.5**		mg/L	0.010	1	287508	04/14/22	04/15/22	SBW
Selenium	ND		mg/L	0.030	1	287508	04/14/22	04/15/22	SBW
Silver	**0.015**		mg/L	0.0050	1	287508	04/14/22	04/15/22	SBW
Thallium	ND		mg/L	0.030	1	287508	04/14/22	04/15/22	SBW
Vanadium	**0.34**		mg/L	0.010	1	287508	04/14/22	04/15/22	SBW
Zinc	**16**		mg/L	0.050	1	287508	04/14/22	04/15/22	SBW
Method: EPA 7470A Prep Method: METHOD									
Mercury	**7.5**		ug/L	0.40	1	287680	04/18/22	04/18/22	SBW
Method: EPA 8015B Prep Method: EPA 3510C									
Diesel C10-C28	**2,000**		ug/L	100	1	287547	04/15/22	04/15/22	MES
ORO C28-C44	ND		ug/L	300	1	287547	04/15/22	04/15/22	MES
Surrogates				**Limits**					
n-Triacontane	75%		%REC	35-130	1	287547	04/15/22	04/15/22	MES
Method: EPA 8260B Prep Method: EPA 5030B									
TPH Gasoline	**200**		ug/L	100	1	287635	04/16/22	04/16/22	RAO
Freon 12	ND		ug/L	0.5	1	287635	04/16/22	04/16/22	RAO
Chloromethane	ND		ug/L	0.5	1	287635	04/16/22	04/16/22	RAO
Vinyl Chloride	ND		ug/L	0.5	1	287635	04/16/22	04/16/22	RAO
Bromomethane	ND		ug/L	1.0	1	287635	04/16/22	04/16/22	RAO
Chloroethane	ND		ug/L	0.5	1	287635	04/16/22	04/16/22	RAO
Trichlorofluoromethane	ND		ug/L	0.5	1	287635	04/16/22	04/16/22	RAO
Acetone	ND		ug/L	12	1	287635	04/16/22	04/16/22	RAO
Freon 113	ND		ug/L	0.5	1	287635	04/16/22	04/16/22	RAO
1,1-Dichloroethene	ND		ug/L	0.5	1	287635	04/16/22	04/16/22	RAO
Methylene Chloride	ND		ug/L	10	1	287635	04/16/22	04/16/22	RAO
MTBE	**1.1**		ug/L	0.5	1	287635	04/16/22	04/16/22	RAO
trans-1,2-Dichloroethene	ND		ug/L	0.5	1	287635	04/16/22	04/16/22	RAO

Results for any subcontracted analyses are not included in this section.

ENTHALPY ANALYTICAL

Analysis Results for 461330

461330-012 Analyte	Result	Qual	Units	RL	DF	Batch	Prepared	Analyzed	Chemist
1,1-Dichloroethane	ND		ug/L	0.5	1	287635	04/16/22	04/16/22	RAO
2-Butanone	ND		ug/L	5.0	1	287635	04/16/22	04/16/22	RAO
cis-1,2-Dichloroethene	ND		ug/L	0.5	1	287635	04/16/22	04/16/22	RAO
2,2-Dichloropropane	ND		ug/L	0.5	1	287635	04/16/22	04/16/22	RAO
Chloroform	ND		ug/L	0.5	1	287635	04/16/22	04/16/22	RAO
Bromochloromethane	ND		ug/L	0.5	1	287635	04/16/22	04/16/22	RAO
1,1,1-Trichloroethane	ND		ug/L	0.5	1	287635	04/16/22	04/16/22	RAO
1,1-Dichloropropene	ND		ug/L	0.5	1	287635	04/16/22	04/16/22	RAO
Carbon Tetrachloride	ND		ug/L	0.5	1	287635	04/16/22	04/16/22	RAO
1,2-Dichloroethane	ND		ug/L	0.5	1	287635	04/16/22	04/16/22	RAO
Benzene	ND		ug/L	0.5	1	287635	04/16/22	04/16/22	RAO
Trichloroethene	ND		ug/L	0.5	1	287635	04/16/22	04/16/22	RAO
1,2-Dichloropropane	ND		ug/L	0.5	1	287635	04/16/22	04/16/22	RAO
Bromodichloromethane	ND		ug/L	0.5	1	287635	04/16/22	04/16/22	RAO
Dibromomethane	ND		ug/L	0.5	1	287635	04/16/22	04/16/22	RAO
4-Methyl-2-Pentanone	ND		ug/L	5.0	1	287635	04/16/22	04/16/22	RAO
cis-1,3-Dichloropropene	ND		ug/L	0.5	1	287635	04/16/22	04/16/22	RAO
Toluene	ND		ug/L	0.5	1	287635	04/16/22	04/16/22	RAO
trans-1,3-Dichloropropene	ND		ug/L	0.5	1	287635	04/16/22	04/16/22	RAO
1,1,2-Trichloroethane	ND		ug/L	0.5	1	287635	04/16/22	04/16/22	RAO
1,3-Dichloropropane	ND		ug/L	0.5	1	287635	04/16/22	04/16/22	RAO
Tetrachloroethene	ND		ug/L	0.5	1	287635	04/16/22	04/16/22	RAO
Dibromochloromethane	ND		ug/L	0.5	1	287635	04/16/22	04/16/22	RAO
1,2-Dibromoethane	ND		ug/L	0.5	1	287635	04/16/22	04/16/22	RAO
Chlorobenzene	**3.3**		ug/L	0.5	1	287635	04/16/22	04/16/22	RAO
1,1,1,2-Tetrachloroethane	ND		ug/L	0.5	1	287635	04/16/22	04/16/22	RAO
Ethylbenzene	ND		ug/L	0.5	1	287635	04/16/22	04/16/22	RAO
m,p-Xylenes	ND		ug/L	1.0	1	287635	04/16/22	04/16/22	RAO
o-Xylene	ND		ug/L	0.5	1	287635	04/16/22	04/16/22	RAO
Styrene	ND		ug/L	0.5	1	287635	04/16/22	04/16/22	RAO
Bromoform	ND		ug/L	1.0	1	287635	04/16/22	04/16/22	RAO
Propylbenzene	ND		ug/L	0.5	1	287635	04/16/22	04/16/22	RAO
Isopropylbenzene	ND		ug/L	0.5	1	287635	04/16/22	04/16/22	RAO
1,1,2,2-Tetrachloroethane	ND		ug/L	0.5	1	287635	04/16/22	04/16/22	RAO
1,2,3-Trichloropropane	ND		ug/L	0.5	1	287635	04/16/22	04/16/22	RAO
Bromobenzene	ND		ug/L	1.0	1	287635	04/16/22	04/16/22	RAO
1,3,5-Trimethylbenzene	ND		ug/L	0.5	1	287635	04/16/22	04/16/22	RAO
2-Chlorotoluene	ND		ug/L	0.5	1	287635	04/16/22	04/16/22	RAO
4-Chlorotoluene	ND		ug/L	0.5	1	287635	04/16/22	04/16/22	RAO
tert-Butylbenzene	ND		ug/L	0.5	1	287635	04/16/22	04/16/22	RAO
1,2,4-Trimethylbenzene	ND		ug/L	0.5	1	287635	04/16/22	04/16/22	RAO
sec-Butylbenzene	ND		ug/L	0.5	1	287635	04/16/22	04/16/22	RAO
para-Isopropyl Toluene	ND		ug/L	0.5	1	287635	04/16/22	04/16/22	RAO
1,3-Dichlorobenzene	ND		ug/L	0.5	1	287635	04/16/22	04/16/22	RAO
1,4-Dichlorobenzene	**0.7**		ug/L	0.5	1	287635	04/16/22	04/16/22	RAO
n-Butylbenzene	ND		ug/L	0.5	1	287635	04/16/22	04/16/22	RAO

Results for any subcontracted analyses are not included in this section.

ENTHALPY ANALYTICAL

Analysis Results for 461330

461330-012 Analyte	Result	Qual	Units	RL	DF	Batch	Prepared	Analyzed	Chemist
1,2-Dichlorobenzene	ND		ug/L	0.5	1	287635	04/16/22	04/16/22	RAO
1,2-Dibromo-3-Chloropropane	ND		ug/L	2.0	1	287635	04/16/22	04/16/22	RAO
1,2,4-Trichlorobenzene	ND		ug/L	0.5	1	287635	04/16/22	04/16/22	RAO
Hexachlorobutadiene	ND		ug/L	2.0	1	287635	04/16/22	04/16/22	RAO
Naphthalene	ND		ug/L	2.0	1	287635	04/16/22	04/16/22	RAO
1,2,3-Trichlorobenzene	ND		ug/L	0.5	1	287635	04/16/22	04/16/22	RAO
Isopropyl Ether (DIPE)	ND		ug/L	0.5	1	287635	04/16/22	04/16/22	RAO
Ethyl tert-Butyl Ether (ETBE)	ND		ug/L	0.5	1	287635	04/16/22	04/16/22	RAO
tert-Butyl Alcohol (TBA)	**7.2**		ug/L	5.0	1	287635	04/16/22	04/16/22	RAO
Methyl tert-Amyl Ether (TAME)	ND		ug/L	0.5	1	287635	04/16/22	04/16/22	RAO
Surrogates				**Limits**					
Dibromofluoromethane	108%		%REC	70-140	1	287635	04/16/22	04/16/22	RAO
1,2-Dichloroethane-d4	99%		%REC	70-140	1	287635	04/16/22	04/16/22	RAO
Toluene-d8	105%		%REC	70-140	1	287635	04/16/22	04/16/22	RAO
Bromofluorobenzene	100%		%REC	70-140	1	287635	04/16/22	04/16/22	RAO

Results for any subcontracted analyses are not included in this section.

ENTHALPY ANALYTICAL

Analysis Results for 461330

Sample ID: SSJ-04-2.5	Lab ID: 461330-013	Collected: 04/12/22 12:10
	Matrix: Soil	Basis: Dry

461330-013 Analyte	Result	Qual	Units	RL	DF	Batch	Prepared	Analyzed	Chemist
Method: ASTM D2216 Prep Method: METHOD									
Moisture, Percent	**12**		%	1	1	287747	04/19/22	04/20/22	DNA
Method: EPA 6010B Prep Method: EPA 3050B									
Antimony	ND		mg/Kg	3.3	0.96	287531	04/14/22	04/15/22	SBW
Arsenic	**3.6**		mg/Kg	1.1	0.96	287531	04/14/22	04/15/22	SBW
Barium	**96**		mg/Kg	1.1	0.96	287531	04/14/22	04/15/22	SBW
Beryllium	ND		mg/Kg	0.55	0.96	287531	04/14/22	04/15/22	SBW
Cadmium	ND		mg/Kg	0.55	0.96	287531	04/14/22	04/15/22	SBW
Chromium	**22**		mg/Kg	1.1	0.96	287531	04/14/22	04/15/22	SBW
Cobalt	**2.7**		mg/Kg	0.55	0.96	287531	04/14/22	04/15/22	SBW
Copper	**12**		mg/Kg	1.1	0.96	287531	04/14/22	04/15/22	SBW
Lead	**4.0**		mg/Kg	1.1	0.96	287531	04/14/22	04/15/22	SBW
Molybdenum	ND		mg/Kg	1.1	0.96	287531	04/14/22	04/15/22	SBW
Nickel	**12**		mg/Kg	1.1	0.96	287531	04/14/22	04/15/22	SBW
Selenium	ND		mg/Kg	3.3	0.96	287531	04/14/22	04/15/22	SBW
Silver	ND		mg/Kg	0.55	0.96	287531	04/14/22	04/15/22	SBW
Thallium	ND		mg/Kg	3.3	0.96	287531	04/14/22	04/15/22	SBW
Vanadium	**19**		mg/Kg	1.1	0.96	287531	04/14/22	04/15/22	SBW
Zinc	**20**		mg/Kg	5.5	0.96	287531	04/14/22	04/15/22	SBW
Method: EPA 7471A Prep Method: METHOD									
Mercury	ND		mg/Kg	0.17	1.1	287595	04/14/22	04/18/22	SBW
Method: EPA 8015M Prep Method: EPA 3580									
DRO C10-C28	**220**		mg/Kg	11	1	287558	04/14/22	04/16/22	MES
ORO C28-C44	**200**		mg/Kg	23	1	287558	04/14/22	04/16/22	MES
Surrogates				**Limits**					
n-Triacontane	83%		%REC	70-130	1	287558	04/14/22	04/16/22	MES
Method: EPA 8260B Prep Method: EPA 5030B									
TPH Gasoline	**160**		ug/Kg	110	1	287581	04/15/22	04/15/22	RAO
Freon 12	ND		ug/Kg	5.7	1	287581	04/15/22	04/15/22	RAO
Chloromethane	ND		ug/Kg	5.7	1	287581	04/15/22	04/15/22	RAO
Vinyl Chloride	ND		ug/Kg	5.7	1	287581	04/15/22	04/15/22	RAO
Bromomethane	ND		ug/Kg	5.7	1	287581	04/15/22	04/15/22	RAO
Chloroethane	ND		ug/Kg	5.7	1	287581	04/15/22	04/15/22	RAO
Trichlorofluoromethane	ND		ug/Kg	5.7	1	287581	04/15/22	04/15/22	RAO
Acetone	ND		ug/Kg	110	1	287581	04/15/22	04/15/22	RAO
Freon 113	ND		ug/Kg	5.7	1	287581	04/15/22	04/15/22	RAO
1,1-Dichloroethene	ND		ug/Kg	5.7	1	287581	04/15/22	04/15/22	RAO

Results for any subcontracted analyses are not included in this section.

ENTHALPY ANALYTICAL

Analysis Results for 461330

461330-013 Analyte	Result	Qual	Units	RL	DF	Batch	Prepared	Analyzed	Chemist
Methylene Chloride	ND		ug/Kg	5.7	1	287581	04/15/22	04/15/22	RAO
MTBE	ND		ug/Kg	5.7	1	287581	04/15/22	04/15/22	RAO
trans-1,2-Dichloroethene	ND		ug/Kg	5.7	1	287581	04/15/22	04/15/22	RAO
1,1-Dichloroethane	ND		ug/Kg	5.7	1	287581	04/15/22	04/15/22	RAO
2-Butanone	ND		ug/Kg	110	1	287581	04/15/22	04/15/22	RAO
cis-1,2-Dichloroethene	ND		ug/Kg	5.7	1	287581	04/15/22	04/15/22	RAO
2,2-Dichloropropane	ND		ug/Kg	5.7	1	287581	04/15/22	04/15/22	RAO
Chloroform	ND		ug/Kg	5.7	1	287581	04/15/22	04/15/22	RAO
Bromochloromethane	ND		ug/Kg	5.7	1	287581	04/15/22	04/15/22	RAO
1,1,1-Trichloroethane	ND		ug/Kg	5.7	1	287581	04/15/22	04/15/22	RAO
1,1-Dichloropropene	ND		ug/Kg	5.7	1	287581	04/15/22	04/15/22	RAO
Carbon Tetrachloride	ND		ug/Kg	5.7	1	287581	04/15/22	04/15/22	RAO
1,2-Dichloroethane	ND		ug/Kg	5.7	1	287581	04/15/22	04/15/22	RAO
Benzene	ND		ug/Kg	5.7	1	287581	04/15/22	04/15/22	RAO
Trichloroethene	ND		ug/Kg	5.7	1	287581	04/15/22	04/15/22	RAO
1,2-Dichloropropane	ND		ug/Kg	5.7	1	287581	04/15/22	04/15/22	RAO
Bromodichloromethane	ND		ug/Kg	5.7	1	287581	04/15/22	04/15/22	RAO
Dibromomethane	ND		ug/Kg	5.7	1	287581	04/15/22	04/15/22	RAO
4-Methyl-2-Pentanone	ND		ug/Kg	5.7	1	287581	04/15/22	04/15/22	RAO
cis-1,3-Dichloropropene	ND		ug/Kg	5.7	1	287581	04/15/22	04/15/22	RAO
Toluene	ND		ug/Kg	5.7	1	287581	04/15/22	04/15/22	RAO
trans-1,3-Dichloropropene	ND		ug/Kg	5.7	1	287581	04/15/22	04/15/22	RAO
1,1,2-Trichloroethane	ND		ug/Kg	5.7	1	287581	04/15/22	04/15/22	RAO
1,3-Dichloropropane	ND		ug/Kg	5.7	1	287581	04/15/22	04/15/22	RAO
Tetrachloroethene	ND		ug/Kg	5.7	1	287581	04/15/22	04/15/22	RAO
Dibromochloromethane	ND		ug/Kg	5.7	1	287581	04/15/22	04/15/22	RAO
1,2-Dibromoethane	ND		ug/Kg	5.7	1	287581	04/15/22	04/15/22	RAO
Chlorobenzene	ND		ug/Kg	5.7	1	287581	04/15/22	04/15/22	RAO
1,1,1,2-Tetrachloroethane	ND		ug/Kg	5.7	1	287581	04/15/22	04/15/22	RAO
Ethylbenzene	ND		ug/Kg	5.7	1	287581	04/15/22	04/15/22	RAO
m,p-Xylenes	ND		ug/Kg	11	1	287581	04/15/22	04/15/22	RAO
o-Xylene	ND		ug/Kg	5.7	1	287581	04/15/22	04/15/22	RAO
Styrene	ND		ug/Kg	5.7	1	287581	04/15/22	04/15/22	RAO
Bromoform	ND		ug/Kg	5.7	1	287581	04/15/22	04/15/22	RAO
Isopropylbenzene	ND		ug/Kg	5.7	1	287581	04/15/22	04/15/22	RAO
1,1,2,2-Tetrachloroethane	ND		ug/Kg	5.7	1	287581	04/15/22	04/15/22	RAO
1,2,3-Trichloropropane	ND		ug/Kg	5.7	1	287581	04/15/22	04/15/22	RAO
Propylbenzene	ND		ug/Kg	5.7	1	287581	04/15/22	04/15/22	RAO
Bromobenzene	ND		ug/Kg	5.7	1	287581	04/15/22	04/15/22	RAO
1,3,5-Trimethylbenzene	ND		ug/Kg	5.7	1	287581	04/15/22	04/15/22	RAO
2-Chlorotoluene	ND		ug/Kg	5.7	1	287581	04/15/22	04/15/22	RAO
4-Chlorotoluene	ND		ug/Kg	5.7	1	287581	04/15/22	04/15/22	RAO
tert-Butylbenzene	ND		ug/Kg	5.7	1	287581	04/15/22	04/15/22	RAO
1,2,4-Trimethylbenzene	ND		ug/Kg	5.7	1	287581	04/15/22	04/15/22	RAO
sec-Butylbenzene	ND		ug/Kg	5.7	1	287581	04/15/22	04/15/22	RAO
para-Isopropyl Toluene	ND		ug/Kg	5.7	1	287581	04/15/22	04/15/22	RAO

Results for any subcontracted analyses are not included in this section.

ENTHALPY ANALYTICAL

Analysis Results for 461330

461330-013 Analyte	Result	Qual	Units	RL	DF	Batch	Prepared	Analyzed	Chemist
1,3-Dichlorobenzene	ND		ug/Kg	5.7	1	287581	04/15/22	04/15/22	RAO
1,4-Dichlorobenzene	ND		ug/Kg	5.7	1	287581	04/15/22	04/15/22	RAO
n-Butylbenzene	ND		ug/Kg	5.7	1	287581	04/15/22	04/15/22	RAO
1,2-Dichlorobenzene	ND		ug/Kg	5.7	1	287581	04/15/22	04/15/22	RAO
1,2-Dibromo-3-Chloropropane	ND		ug/Kg	5.7	1	287581	04/15/22	04/15/22	RAO
1,2,4-Trichlorobenzene	ND		ug/Kg	5.7	1	287581	04/15/22	04/15/22	RAO
Hexachlorobutadiene	ND		ug/Kg	5.7	1	287581	04/15/22	04/15/22	RAO
Naphthalene	ND		ug/Kg	5.7	1	287581	04/15/22	04/15/22	RAO
1,2,3-Trichlorobenzene	ND		ug/Kg	5.7	1	287581	04/15/22	04/15/22	RAO
Surrogates				**Limits**					
Dibromofluoromethane	90%		%REC	70-145	1	287581	04/15/22	04/15/22	RAO
1,2-Dichloroethane-d4	109%		%REC	70-145	1	287581	04/15/22	04/15/22	RAO
Toluene-d8	97%		%REC	70-145	1	287581	04/15/22	04/15/22	RAO
Bromofluorobenzene	95%		%REC	70-145	1	287581	04/15/22	04/15/22	RAO
Method: EPA 8270C Prep Method: EPA 3546									
Carbazole	ND		ug/Kg	280	1	287575	04/15/22	04/18/22	HQN
1-Methylnaphthalene	ND		ug/Kg	280	1	287575	04/15/22	04/18/22	HQN
Pyridine	ND		ug/Kg	280	1	287575	04/15/22	04/18/22	HQN
N-Nitrosodimethylamine	ND		ug/Kg	280	1	287575	04/15/22	04/18/22	HQN
Phenol	ND		ug/Kg	280	1	287575	04/15/22	04/18/22	HQN
Aniline	ND		ug/Kg	280	1	287575	04/15/22	04/18/22	HQN
bis(2-Chloroethyl)ether	ND		ug/Kg	1,400	1	287575	04/15/22	04/18/22	HQN
2-Chlorophenol	ND		ug/Kg	280	1	287575	04/15/22	04/18/22	HQN
1,3-Dichlorobenzene	ND		ug/Kg	280	1	287575	04/15/22	04/18/22	HQN
1,4-Dichlorobenzene	ND		ug/Kg	280	1	287575	04/15/22	04/18/22	HQN
Benzyl alcohol	ND		ug/Kg	280	1	287575	04/15/22	04/18/22	HQN
1,2-Dichlorobenzene	ND		ug/Kg	280	1	287575	04/15/22	04/18/22	HQN
2-Methylphenol	ND		ug/Kg	280	1	287575	04/15/22	04/18/22	HQN
bis(2-Chloroisopropyl) ether	ND		ug/Kg	280	1	287575	04/15/22	04/18/22	HQN
3-,4-Methylphenol	ND		ug/Kg	450	1	287575	04/15/22	04/18/22	HQN
N-Nitroso-di-n-propylamine	ND		ug/Kg	280	1	287575	04/15/22	04/18/22	HQN
Hexachloroethane	ND		ug/Kg	280	1	287575	04/15/22	04/18/22	HQN
Nitrobenzene	ND		ug/Kg	1,400	1	287575	04/15/22	04/18/22	HQN
Isophorone	ND		ug/Kg	280	1	287575	04/15/22	04/18/22	HQN
2-Nitrophenol	ND		ug/Kg	280	1	287575	04/15/22	04/18/22	HQN
2,4-Dimethylphenol	ND		ug/Kg	280	1	287575	04/15/22	04/18/22	HQN
Benzoic acid	ND		ug/Kg	1,400	1	287575	04/15/22	04/18/22	HQN
bis(2-Chloroethoxy)methane	ND		ug/Kg	280	1	287575	04/15/22	04/18/22	HQN
2,4-Dichlorophenol	ND		ug/Kg	280	1	287575	04/15/22	04/18/22	HQN
1,2,4-Trichlorobenzene	ND		ug/Kg	280	1	287575	04/15/22	04/18/22	HQN
Naphthalene	ND		ug/Kg	280	1	287575	04/15/22	04/18/22	HQN
4-Chloroaniline	ND		ug/Kg	280	1	287575	04/15/22	04/18/22	HQN
Hexachlorobutadiene	ND		ug/Kg	280	1	287575	04/15/22	04/18/22	HQN
4-Chloro-3-methylphenol	ND		ug/Kg	280	1	287575	04/15/22	04/18/22	HQN
2-Methylnaphthalene	ND		ug/Kg	280	1	287575	04/15/22	04/18/22	HQN

Results for any subcontracted analyses are not included in this section.

ENTHALPY ANALYTICAL

Analysis Results for 461330

461330-013 Analyte	Result	Qual	Units	RL	DF	Batch	Prepared	Analyzed	Chemist
Hexachlorocyclopentadiene	ND		ug/Kg	1,400	1	287575	04/15/22	04/18/22	HQN
2,4,6-Trichlorophenol	ND		ug/Kg	280	1	287575	04/15/22	04/18/22	HQN
2,4,5-Trichlorophenol	ND		ug/Kg	280	1	287575	04/15/22	04/18/22	HQN
2-Chloronaphthalene	ND		ug/Kg	280	1	287575	04/15/22	04/18/22	HQN
2-Nitroaniline	ND		ug/Kg	280	1	287575	04/15/22	04/18/22	HQN
Dimethylphthalate	ND		ug/Kg	280	1	287575	04/15/22	04/18/22	HQN
Acenaphthylene	ND		ug/Kg	280	1	287575	04/15/22	04/18/22	HQN
2,6-Dinitrotoluene	ND		ug/Kg	280	1	287575	04/15/22	04/18/22	HQN
3-Nitroaniline	ND		ug/Kg	280	1	287575	04/15/22	04/18/22	HQN
Acenaphthene	ND		ug/Kg	280	1	287575	04/15/22	04/18/22	HQN
2,4-Dinitrophenol	ND		ug/Kg	1,400	1	287575	04/15/22	04/18/22	HQN
4-Nitrophenol	ND		ug/Kg	280	1	287575	04/15/22	04/18/22	HQN
Dibenzofuran	ND		ug/Kg	280	1	287575	04/15/22	04/18/22	HQN
2,4-Dinitrotoluene	ND		ug/Kg	280	1	287575	04/15/22	04/18/22	HQN
Diethylphthalate	ND		ug/Kg	280	1	287575	04/15/22	04/18/22	HQN
Fluorene	ND		ug/Kg	280	1	287575	04/15/22	04/18/22	HQN
4-Chlorophenyl-phenylether	ND		ug/Kg	280	1	287575	04/15/22	04/18/22	HQN
4-Nitroaniline	ND		ug/Kg	280	1	287575	04/15/22	04/18/22	HQN
4,6-Dinitro-2-methylphenol	ND		ug/Kg	280	1	287575	04/15/22	04/18/22	HQN
N-Nitrosodiphenylamine	ND		ug/Kg	280	1	287575	04/15/22	04/18/22	HQN
1,2-diphenylhydrazine (as azobenzene)	ND		ug/Kg	280	1	287575	04/15/22	04/18/22	HQN
4-Bromophenyl-phenylether	ND		ug/Kg	280	1	287575	04/15/22	04/18/22	HQN
Hexachlorobenzene	ND		ug/Kg	280	1	287575	04/15/22	04/18/22	HQN
Pentachlorophenol	ND		ug/Kg	1,400	1	287575	04/15/22	04/18/22	HQN
Phenanthrene	ND		ug/Kg	280	1	287575	04/15/22	04/18/22	HQN
Anthracene	ND		ug/Kg	280	1	287575	04/15/22	04/18/22	HQN
Di-n-butylphthalate	ND		ug/Kg	280	1	287575	04/15/22	04/18/22	HQN
Fluoranthene	ND		ug/Kg	280	1	287575	04/15/22	04/18/22	HQN
Benzidine	ND		ug/Kg	1,400	1	287575	04/15/22	04/18/22	HQN
Pyrene	ND		ug/Kg	280	1	287575	04/15/22	04/18/22	HQN
Butylbenzylphthalate	ND		ug/Kg	280	1	287575	04/15/22	04/18/22	HQN
3,3'-Dichlorobenzidine	ND		ug/Kg	1,400	1	287575	04/15/22	04/18/22	HQN
Benzo(a)anthracene	ND		ug/Kg	280	1	287575	04/15/22	04/18/22	HQN
Chrysene	ND		ug/Kg	280	1	287575	04/15/22	04/18/22	HQN
bis(2-Ethylhexyl)phthalate	ND		ug/Kg	280	1	287575	04/15/22	04/18/22	HQN
Di-n-octylphthalate	ND		ug/Kg	280	1	287575	04/15/22	04/18/22	HQN
Benzo(b)fluoranthene	ND		ug/Kg	280	1	287575	04/15/22	04/18/22	HQN
Benzo(k)fluoranthene	ND		ug/Kg	280	1	287575	04/15/22	04/18/22	HQN
Benzo(a)pyrene	ND		ug/Kg	280	1	287575	04/15/22	04/18/22	HQN
Indeno(1,2,3-cd)pyrene	ND		ug/Kg	280	1	287575	04/15/22	04/18/22	HQN
Dibenz(a,h)anthracene	ND		ug/Kg	280	1	287575	04/15/22	04/18/22	HQN
Benzo(g,h,i)perylene	ND		ug/Kg	280	1	287575	04/15/22	04/18/22	HQN
Surrogates				**Limits**					
2-Fluorophenol	21%	*	%REC	29-120	1	287575	04/15/22	04/18/22	HQN
Phenol-d6	54%		%REC	30-120	1	287575	04/15/22	04/18/22	HQN
2,4,6-Tribromophenol	8%	*	%REC	32-120	1	287575	04/15/22	04/18/22	HQN

Results for any subcontracted analyses are not included in this section.

ENTHALPY ANALYTICAL

Analysis Results for 461330

461330-013 Analyte	Result	Qual	Units	RL	DF	Batch	Prepared	Analyzed	Chemist
Nitrobenzene-d5	78%		%REC	33-120	1	287575	04/15/22	04/18/22	HQN
2-Fluorobiphenyl	72%		%REC	39-120	1	287575	04/15/22	04/18/22	HQN
Terphenyl-d14	78%		%REC	44-125	1	287575	04/15/22	04/18/22	HQN

Results for any subcontracted analyses are not included in this section.

ENTHALPY ANALYTICAL

Analysis Results for 461330

Sample ID: SSJ-04-5	Lab ID: 461330-014	Collected: 04/12/22 12:15
	Matrix: Soil	Basis: Dry

461330-014 Analyte	Result	Qual	Units	RL	DF	Batch	Prepared	Analyzed	Chemist
Method: ASTM D2216 Prep Method: METHOD									
Moisture, Percent	**12**		%	1	1	287747	04/19/22	04/20/22	DNA
Method: EPA 6010B Prep Method: EPA 3050B									
Antimony	ND		mg/Kg	3.4	1	287531	04/14/22	04/15/22	SBW
Arsenic	**5.7**		mg/Kg	1.1	1	287531	04/14/22	04/15/22	SBW
Barium	**100**		mg/Kg	1.1	1	287531	04/14/22	04/15/22	SBW
Beryllium	ND		mg/Kg	0.57	1	287531	04/14/22	04/15/22	SBW
Cadmium	ND		mg/Kg	0.57	1	287531	04/14/22	04/15/22	SBW
Chromium	**21**		mg/Kg	1.1	1	287531	04/14/22	04/15/22	SBW
Cobalt	**2.9**		mg/Kg	0.57	1	287531	04/14/22	04/15/22	SBW
Copper	**18**		mg/Kg	1.1	1	287531	04/14/22	04/15/22	SBW
Lead	**16**		mg/Kg	1.1	1	287531	04/14/22	04/15/22	SBW
Molybdenum	**1.7**		mg/Kg	1.1	1	287531	04/14/22	04/15/22	SBW
Nickel	**14**		mg/Kg	1.1	1	287531	04/14/22	04/15/22	SBW
Selenium	ND		mg/Kg	3.4	1	287531	04/14/22	04/15/22	SBW
Silver	ND		mg/Kg	0.57	1	287531	04/14/22	04/15/22	SBW
Thallium	ND		mg/Kg	3.4	1	287531	04/14/22	04/15/22	SBW
Vanadium	**19**		mg/Kg	1.1	1	287531	04/14/22	04/15/22	SBW
Zinc	**25**		mg/Kg	5.7	1	287531	04/14/22	04/15/22	SBW
Method: EPA 7471A Prep Method: METHOD									
Mercury	ND		mg/Kg	0.16	1	287595	04/14/22	04/18/22	SBW
Method: EPA 8015M Prep Method: EPA 3580									
DRO C10-C28	**230**		mg/Kg	11	1	287558	04/14/22	04/16/22	MES
ORO C28-C44	**84**		mg/Kg	23	1	287558	04/14/22	04/16/22	MES
Surrogates				**Limits**					
n-Triacontane	88%		%REC	70-130	1	287558	04/14/22	04/16/22	MES
Method: EPA 8260B Prep Method: EPA 5030B									
TPH Gasoline	**340**		ug/Kg	110	1	287581	04/15/22	04/15/22	RAO
Freon 12	ND		ug/Kg	5.7	1	287581	04/15/22	04/15/22	RAO
Chloromethane	ND		ug/Kg	5.7	1	287581	04/15/22	04/15/22	RAO
Vinyl Chloride	ND		ug/Kg	5.7	1	287581	04/15/22	04/15/22	RAO
Bromomethane	ND		ug/Kg	5.7	1	287581	04/15/22	04/15/22	RAO
Chloroethane	ND		ug/Kg	5.7	1	287581	04/15/22	04/15/22	RAO
Trichlorofluoromethane	ND		ug/Kg	5.7	1	287581	04/15/22	04/15/22	RAO
Acetone	ND		ug/Kg	110	1	287581	04/15/22	04/15/22	RAO
Freon 113	ND		ug/Kg	5.7	1	287581	04/15/22	04/15/22	RAO
1,1-Dichloroethene	ND		ug/Kg	5.7	1	287581	04/15/22	04/15/22	RAO

Results for any subcontracted analyses are not included in this section.

ENTHALPY ANALYTICAL

Analysis Results for 461330

461330-014 Analyte	Result	Qual	Units	RL	DF	Batch	Prepared	Analyzed	Chemist
Methylene Chloride	ND		ug/Kg	5.7	1	287581	04/15/22	04/15/22	RAO
MTBE	ND		ug/Kg	5.7	1	287581	04/15/22	04/15/22	RAO
trans-1,2-Dichloroethene	ND		ug/Kg	5.7	1	287581	04/15/22	04/15/22	RAO
1,1-Dichloroethane	ND		ug/Kg	5.7	1	287581	04/15/22	04/15/22	RAO
2-Butanone	ND		ug/Kg	110	1	287581	04/15/22	04/15/22	RAO
cis-1,2-Dichloroethene	ND		ug/Kg	5.7	1	287581	04/15/22	04/15/22	RAO
2,2-Dichloropropane	ND		ug/Kg	5.7	1	287581	04/15/22	04/15/22	RAO
Chloroform	ND		ug/Kg	5.7	1	287581	04/15/22	04/15/22	RAO
Bromochloromethane	ND		ug/Kg	5.7	1	287581	04/15/22	04/15/22	RAO
1,1,1-Trichloroethane	ND		ug/Kg	5.7	1	287581	04/15/22	04/15/22	RAO
1,1-Dichloropropene	ND		ug/Kg	5.7	1	287581	04/15/22	04/15/22	RAO
Carbon Tetrachloride	ND		ug/Kg	5.7	1	287581	04/15/22	04/15/22	RAO
1,2-Dichloroethane	ND		ug/Kg	5.7	1	287581	04/15/22	04/15/22	RAO
Benzene	ND		ug/Kg	5.7	1	287581	04/15/22	04/15/22	RAO
Trichloroethene	ND		ug/Kg	5.7	1	287581	04/15/22	04/15/22	RAO
1,2-Dichloropropane	ND		ug/Kg	5.7	1	287581	04/15/22	04/15/22	RAO
Bromodichloromethane	ND		ug/Kg	5.7	1	287581	04/15/22	04/15/22	RAO
Dibromomethane	ND		ug/Kg	5.7	1	287581	04/15/22	04/15/22	RAO
4-Methyl-2-Pentanone	ND		ug/Kg	5.7	1	287581	04/15/22	04/15/22	RAO
cis-1,3-Dichloropropene	ND		ug/Kg	5.7	1	287581	04/15/22	04/15/22	RAO
Toluene	ND		ug/Kg	5.7	1	287581	04/15/22	04/15/22	RAO
trans-1,3-Dichloropropene	ND		ug/Kg	5.7	1	287581	04/15/22	04/15/22	RAO
1,1,2-Trichloroethane	ND		ug/Kg	5.7	1	287581	04/15/22	04/15/22	RAO
1,3-Dichloropropane	ND		ug/Kg	5.7	1	287581	04/15/22	04/15/22	RAO
Tetrachloroethene	ND		ug/Kg	5.7	1	287581	04/15/22	04/15/22	RAO
Dibromochloromethane	ND		ug/Kg	5.7	1	287581	04/15/22	04/15/22	RAO
1,2-Dibromoethane	ND		ug/Kg	5.7	1	287581	04/15/22	04/15/22	RAO
Chlorobenzene	ND		ug/Kg	5.7	1	287581	04/15/22	04/15/22	RAO
1,1,1,2-Tetrachloroethane	ND		ug/Kg	5.7	1	287581	04/15/22	04/15/22	RAO
Ethylbenzene	ND		ug/Kg	5.7	1	287581	04/15/22	04/15/22	RAO
m,p-Xylenes	ND		ug/Kg	11	1	287581	04/15/22	04/15/22	RAO
o-Xylene	ND		ug/Kg	5.7	1	287581	04/15/22	04/15/22	RAO
Styrene	ND		ug/Kg	5.7	1	287581	04/15/22	04/15/22	RAO
Bromoform	ND		ug/Kg	5.7	1	287581	04/15/22	04/15/22	RAO
Isopropylbenzene	ND		ug/Kg	5.7	1	287581	04/15/22	04/15/22	RAO
1,1,2,2-Tetrachloroethane	ND		ug/Kg	5.7	1	287581	04/15/22	04/15/22	RAO
1,2,3-Trichloropropane	ND		ug/Kg	5.7	1	287581	04/15/22	04/15/22	RAO
Propylbenzene	ND		ug/Kg	5.7	1	287581	04/15/22	04/15/22	RAO
Bromobenzene	ND		ug/Kg	5.7	1	287581	04/15/22	04/15/22	RAO
1,3,5-Trimethylbenzene	ND		ug/Kg	5.7	1	287581	04/15/22	04/15/22	RAO
2-Chlorotoluene	ND		ug/Kg	5.7	1	287581	04/15/22	04/15/22	RAO
4-Chlorotoluene	ND		ug/Kg	5.7	1	287581	04/15/22	04/15/22	RAO
tert-Butylbenzene	ND		ug/Kg	5.7	1	287581	04/15/22	04/15/22	RAO
1,2,4-Trimethylbenzene	ND		ug/Kg	5.7	1	287581	04/15/22	04/15/22	RAO
sec-Butylbenzene	ND		ug/Kg	5.7	1	287581	04/15/22	04/15/22	RAO
para-Isopropyl Toluene	ND		ug/Kg	5.7	1	287581	04/15/22	04/15/22	RAO

Results for any subcontracted analyses are not included in this section.

ENTHALPY ANALYTICAL

Analysis Results for 461330

461330-014 Analyte	Result	Qual	Units	RL	DF	Batch	Prepared	Analyzed	Chemist
1,3-Dichlorobenzene	ND		ug/Kg	5.7	1	287581	04/15/22	04/15/22	RAO
1,4-Dichlorobenzene	ND		ug/Kg	5.7	1	287581	04/15/22	04/15/22	RAO
n-Butylbenzene	ND		ug/Kg	5.7	1	287581	04/15/22	04/15/22	RAO
1,2-Dichlorobenzene	ND		ug/Kg	5.7	1	287581	04/15/22	04/15/22	RAO
1,2-Dibromo-3-Chloropropane	ND		ug/Kg	5.7	1	287581	04/15/22	04/15/22	RAO
1,2,4-Trichlorobenzene	ND		ug/Kg	5.7	1	287581	04/15/22	04/15/22	RAO
Hexachlorobutadiene	ND		ug/Kg	5.7	1	287581	04/15/22	04/15/22	RAO
Naphthalene	ND		ug/Kg	5.7	1	287581	04/15/22	04/15/22	RAO
1,2,3-Trichlorobenzene	ND		ug/Kg	5.7	1	287581	04/15/22	04/15/22	RAO
Surrogates				**Limits**					
Dibromofluoromethane	91%		%REC	70-145	1	287581	04/15/22	04/15/22	RAO
1,2-Dichloroethane-d4	111%		%REC	70-145	1	287581	04/15/22	04/15/22	RAO
Toluene-d8	98%		%REC	70-145	1	287581	04/15/22	04/15/22	RAO
Bromofluorobenzene	92%		%REC	70-145	1	287581	04/15/22	04/15/22	RAO
Method: EPA 8270C Prep Method: EPA 3546									
Carbazole	ND		ug/Kg	280	1	287575	04/15/22	04/15/22	HQN
1-Methylnaphthalene	ND		ug/Kg	280	1	287575	04/15/22	04/15/22	HQN
Pyridine	ND		ug/Kg	280	1	287575	04/15/22	04/15/22	HQN
N-Nitrosodimethylamine	ND		ug/Kg	280	1	287575	04/15/22	04/15/22	HQN
Phenol	ND		ug/Kg	280	1	287575	04/15/22	04/15/22	HQN
Aniline	ND		ug/Kg	280	1	287575	04/15/22	04/15/22	HQN
bis(2-Chloroethyl)ether	ND		ug/Kg	1,400	1	287575	04/15/22	04/15/22	HQN
2-Chlorophenol	ND		ug/Kg	280	1	287575	04/15/22	04/15/22	HQN
1,3-Dichlorobenzene	ND		ug/Kg	280	1	287575	04/15/22	04/15/22	HQN
1,4-Dichlorobenzene	ND		ug/Kg	280	1	287575	04/15/22	04/15/22	HQN
Benzyl alcohol	ND		ug/Kg	280	1	287575	04/15/22	04/15/22	HQN
1,2-Dichlorobenzene	ND		ug/Kg	280	1	287575	04/15/22	04/15/22	HQN
2-Methylphenol	ND		ug/Kg	280	1	287575	04/15/22	04/15/22	HQN
bis(2-Chloroisopropyl) ether	ND		ug/Kg	280	1	287575	04/15/22	04/15/22	HQN
3-,4-Methylphenol	ND		ug/Kg	450	1	287575	04/15/22	04/15/22	HQN
N-Nitroso-di-n-propylamine	ND		ug/Kg	280	1	287575	04/15/22	04/15/22	HQN
Hexachloroethane	ND		ug/Kg	280	1	287575	04/15/22	04/15/22	HQN
Nitrobenzene	ND		ug/Kg	1,400	1	287575	04/15/22	04/15/22	HQN
Isophorone	ND		ug/Kg	280	1	287575	04/15/22	04/15/22	HQN
2-Nitrophenol	ND		ug/Kg	280	1	287575	04/15/22	04/15/22	HQN
2,4-Dimethylphenol	ND		ug/Kg	280	1	287575	04/15/22	04/15/22	HQN
Benzoic acid	ND		ug/Kg	1,400	1	287575	04/15/22	04/15/22	HQN
bis(2-Chloroethoxy)methane	ND		ug/Kg	280	1	287575	04/15/22	04/15/22	HQN
2,4-Dichlorophenol	ND		ug/Kg	280	1	287575	04/15/22	04/15/22	HQN
1,2,4-Trichlorobenzene	ND		ug/Kg	280	1	287575	04/15/22	04/15/22	HQN
Naphthalene	ND		ug/Kg	280	1	287575	04/15/22	04/15/22	HQN
4-Chloroaniline	ND		ug/Kg	280	1	287575	04/15/22	04/15/22	HQN
Hexachlorobutadiene	ND		ug/Kg	280	1	287575	04/15/22	04/15/22	HQN
4-Chloro-3-methylphenol	ND		ug/Kg	280	1	287575	04/15/22	04/15/22	HQN
2-Methylnaphthalene	ND		ug/Kg	280	1	287575	04/15/22	04/15/22	HQN

Results for any subcontracted analyses are not included in this section.

ENTHALPY ANALYTICAL

Analysis Results for 461330

461330-014 Analyte	Result	Qual	Units	RL	DF	Batch	Prepared	Analyzed	Chemist
Hexachlorocyclopentadiene	ND		ug/Kg	1,400	1	287575	04/15/22	04/15/22	HQN
2,4,6-Trichlorophenol	ND		ug/Kg	280	1	287575	04/15/22	04/15/22	HQN
2,4,5-Trichlorophenol	ND		ug/Kg	280	1	287575	04/15/22	04/15/22	HQN
2-Chloronaphthalene	ND		ug/Kg	280	1	287575	04/15/22	04/15/22	HQN
2-Nitroaniline	ND		ug/Kg	280	1	287575	04/15/22	04/15/22	HQN
Dimethylphthalate	ND		ug/Kg	280	1	287575	04/15/22	04/15/22	HQN
Acenaphthylene	ND		ug/Kg	280	1	287575	04/15/22	04/15/22	HQN
2,6-Dinitrotoluene	ND		ug/Kg	280	1	287575	04/15/22	04/15/22	HQN
3-Nitroaniline	ND		ug/Kg	280	1	287575	04/15/22	04/15/22	HQN
Acenaphthene	ND		ug/Kg	280	1	287575	04/15/22	04/15/22	HQN
2,4-Dinitrophenol	ND		ug/Kg	1,400	1	287575	04/15/22	04/15/22	HQN
4-Nitrophenol	ND		ug/Kg	280	1	287575	04/15/22	04/15/22	HQN
Dibenzofuran	ND		ug/Kg	280	1	287575	04/15/22	04/15/22	HQN
2,4-Dinitrotoluene	ND		ug/Kg	280	1	287575	04/15/22	04/15/22	HQN
Diethylphthalate	ND		ug/Kg	280	1	287575	04/15/22	04/15/22	HQN
Fluorene	ND		ug/Kg	280	1	287575	04/15/22	04/15/22	HQN
4-Chlorophenyl-phenylether	ND		ug/Kg	280	1	287575	04/15/22	04/15/22	HQN
4-Nitroaniline	ND		ug/Kg	280	1	287575	04/15/22	04/15/22	HQN
4,6-Dinitro-2-methylphenol	ND		ug/Kg	280	1	287575	04/15/22	04/15/22	HQN
N-Nitrosodiphenylamine	ND		ug/Kg	280	1	287575	04/15/22	04/15/22	HQN
1,2-diphenylhydrazine (as azobenzene)	ND		ug/Kg	280	1	287575	04/15/22	04/15/22	HQN
4-Bromophenyl-phenylether	ND		ug/Kg	280	1	287575	04/15/22	04/15/22	HQN
Hexachlorobenzene	ND		ug/Kg	280	1	287575	04/15/22	04/15/22	HQN
Pentachlorophenol	ND		ug/Kg	1,400	1	287575	04/15/22	04/15/22	HQN
Phenanthrene	ND		ug/Kg	280	1	287575	04/15/22	04/15/22	HQN
Anthracene	ND		ug/Kg	280	1	287575	04/15/22	04/15/22	HQN
Di-n-butylphthalate	ND		ug/Kg	280	1	287575	04/15/22	04/15/22	HQN
Fluoranthene	ND		ug/Kg	280	1	287575	04/15/22	04/15/22	HQN
Benzidine	ND		ug/Kg	1,400	1	287575	04/15/22	04/15/22	HQN
Pyrene	ND		ug/Kg	280	1	287575	04/15/22	04/15/22	HQN
Butylbenzylphthalate	ND		ug/Kg	280	1	287575	04/15/22	04/15/22	HQN
3,3'-Dichlorobenzidine	ND		ug/Kg	1,400	1	287575	04/15/22	04/15/22	HQN
Benzo(a)anthracene	ND		ug/Kg	280	1	287575	04/15/22	04/15/22	HQN
Chrysene	ND		ug/Kg	280	1	287575	04/15/22	04/15/22	HQN
bis(2-Ethylhexyl)phthalate	ND		ug/Kg	280	1	287575	04/15/22	04/15/22	HQN
Di-n-octylphthalate	ND		ug/Kg	280	1	287575	04/15/22	04/15/22	HQN
Benzo(b)fluoranthene	ND		ug/Kg	280	1	287575	04/15/22	04/15/22	HQN
Benzo(k)fluoranthene	ND		ug/Kg	280	1	287575	04/15/22	04/15/22	HQN
Benzo(a)pyrene	ND		ug/Kg	280	1	287575	04/15/22	04/15/22	HQN
Indeno(1,2,3-cd)pyrene	ND		ug/Kg	280	1	287575	04/15/22	04/15/22	HQN
Dibenz(a,h)anthracene	ND		ug/Kg	280	1	287575	04/15/22	04/15/22	HQN
Benzo(g,h,i)perylene	ND		ug/Kg	280	1	287575	04/15/22	04/15/22	HQN
Surrogates				**Limits**					
2-Fluorophenol	38%		%REC	29-120	1	287575	04/15/22	04/15/22	HQN
Phenol-d6	76%		%REC	30-120	1	287575	04/15/22	04/15/22	HQN
2,4,6-Tribromophenol	8%	*	%REC	32-120	1	287575	04/15/22	04/15/22	HQN

Results for any subcontracted analyses are not included in this section.

Analysis Results for 461330

461330-014 Analyte	Result	Qual	Units	RL	DF	Batch	Prepared	Analyzed	Chemist
Nitrobenzene-d5	93%		%REC	33-120	1	287575	04/15/22	04/15/22	HQN
2-Fluorobiphenyl	86%		%REC	39-120	1	287575	04/15/22	04/15/22	HQN
Terphenyl-d14	98%		%REC	44-125	1	287575	04/15/22	04/15/22	HQN

Results for any subcontracted analyses are not included in this section.

ENTHALPY ANALYTICAL

Analysis Results for 461330

Sample ID: SSJ-05-0.25	Lab ID: 461330-015	Collected: 04/12/22 13:50
	Matrix: Soil	Basis: Dry

461330-015 Analyte	Result	Qual	Units	RL	DF	Batch	Prepared	Analyzed	Chemist
Method: ASTM D2216 Prep Method: METHOD									
Moisture, Percent	**10**		%	1	1	287747	04/19/22	04/20/22	DNA
Method: EPA 6010B Prep Method: EPA 3050B									
Antimony	ND		mg/Kg	3.3	1	287531	04/14/22	04/15/22	SBW
Arsenic	**8.3**		mg/Kg	1.1	1	287531	04/14/22	04/15/22	SBW
Barium	**300**		mg/Kg	1.1	1	287531	04/14/22	04/15/22	SBW
Beryllium	ND		mg/Kg	0.56	1	287531	04/14/22	04/15/22	SBW
Cadmium	ND		mg/Kg	0.56	1	287531	04/14/22	04/15/22	SBW
Chromium	**74**		mg/Kg	1.1	1	287531	04/14/22	04/15/22	SBW
Cobalt	**15**		mg/Kg	0.56	1	287531	04/14/22	04/15/22	SBW
Copper	**52**		mg/Kg	1.1	1	287531	04/14/22	04/15/22	SBW
Lead	**71**		mg/Kg	1.1	1	287531	04/14/22	04/15/22	SBW
Molybdenum	ND		mg/Kg	1.1	1	287531	04/14/22	04/15/22	SBW
Nickel	**110**		mg/Kg	1.1	1	287531	04/14/22	04/15/22	SBW
Selenium	ND		mg/Kg	3.3	1	287531	04/14/22	04/15/22	SBW
Silver	ND		mg/Kg	0.56	1	287531	04/14/22	04/15/22	SBW
Thallium	ND		mg/Kg	3.3	1	287531	04/14/22	04/15/22	SBW
Vanadium	**49**		mg/Kg	1.1	1	287531	04/14/22	04/15/22	SBW
Zinc	**100**		mg/Kg	5.6	1	287531	04/14/22	04/15/22	SBW
Method: EPA 7471A Prep Method: METHOD									
Mercury	ND		mg/Kg	0.18	1.2	287595	04/14/22	04/18/22	SBW
Method: EPA 8015M Prep Method: EPA 3580									
DRO C10-C28	**110**		mg/Kg	22	2	287558	04/14/22	04/16/22	MES
ORO C28-C44	**120**		mg/Kg	44	2	287558	04/14/22	04/16/22	MES
Surrogates				**Limits**					
n-Triacontane	79%		%REC	70-130	2	287558	04/14/22	04/16/22	MES
Method: EPA 8260B Prep Method: EPA 5030B									
TPH Gasoline	**770**		ug/Kg	110	1	287581	04/15/22	04/15/22	RAO
Freon 12	ND		ug/Kg	5.6	1	287581	04/15/22	04/15/22	RAO
Chloromethane	ND		ug/Kg	5.6	1	287581	04/15/22	04/15/22	RAO
Vinyl Chloride	ND		ug/Kg	5.6	1	287581	04/15/22	04/15/22	RAO
Bromomethane	ND		ug/Kg	5.6	1	287581	04/15/22	04/15/22	RAO
Chloroethane	ND		ug/Kg	5.6	1	287581	04/15/22	04/15/22	RAO
Trichlorofluoromethane	ND		ug/Kg	5.6	1	287581	04/15/22	04/15/22	RAO
Acetone	**140**		ug/Kg	110	1	287581	04/15/22	04/15/22	RAO
Freon 113	ND		ug/Kg	5.6	1	287581	04/15/22	04/15/22	RAO
1,1-Dichloroethene	ND		ug/Kg	5.6	1	287581	04/15/22	04/15/22	RAO

Results for any subcontracted analyses are not included in this section.

ENTHALPY ANALYTICAL

Analysis Results for 461330

461330-015 Analyte	Result	Qual	Units	RL	DF	Batch	Prepared	Analyzed	Chemist
Methylene Chloride	ND		ug/Kg	5.6	1	287581	04/15/22	04/15/22	RAO
MTBE	ND		ug/Kg	5.6	1	287581	04/15/22	04/15/22	RAO
trans-1,2-Dichloroethene	ND		ug/Kg	5.6	1	287581	04/15/22	04/15/22	RAO
1,1-Dichloroethane	ND		ug/Kg	5.6	1	287581	04/15/22	04/15/22	RAO
2-Butanone	ND		ug/Kg	110	1	287581	04/15/22	04/15/22	RAO
cis-1,2-Dichloroethene	ND		ug/Kg	5.6	1	287581	04/15/22	04/15/22	RAO
2,2-Dichloropropane	ND		ug/Kg	5.6	1	287581	04/15/22	04/15/22	RAO
Chloroform	ND		ug/Kg	5.6	1	287581	04/15/22	04/15/22	RAO
Bromochloromethane	ND		ug/Kg	5.6	1	287581	04/15/22	04/15/22	RAO
1,1,1-Trichloroethane	ND		ug/Kg	5.6	1	287581	04/15/22	04/15/22	RAO
1,1-Dichloropropene	ND		ug/Kg	5.6	1	287581	04/15/22	04/15/22	RAO
Carbon Tetrachloride	ND		ug/Kg	5.6	1	287581	04/15/22	04/15/22	RAO
1,2-Dichloroethane	ND		ug/Kg	5.6	1	287581	04/15/22	04/15/22	RAO
Benzene	ND		ug/Kg	5.6	1	287581	04/15/22	04/15/22	RAO
Trichloroethene	ND		ug/Kg	5.6	1	287581	04/15/22	04/15/22	RAO
1,2-Dichloropropane	ND		ug/Kg	5.6	1	287581	04/15/22	04/15/22	RAO
Bromodichloromethane	ND		ug/Kg	5.6	1	287581	04/15/22	04/15/22	RAO
Dibromomethane	ND		ug/Kg	5.6	1	287581	04/15/22	04/15/22	RAO
4-Methyl-2-Pentanone	ND		ug/Kg	5.6	1	287581	04/15/22	04/15/22	RAO
cis-1,3-Dichloropropene	ND		ug/Kg	5.6	1	287581	04/15/22	04/15/22	RAO
Toluene	ND		ug/Kg	5.6	1	287581	04/15/22	04/15/22	RAO
trans-1,3-Dichloropropene	ND		ug/Kg	5.6	1	287581	04/15/22	04/15/22	RAO
1,1,2-Trichloroethane	ND		ug/Kg	5.6	1	287581	04/15/22	04/15/22	RAO
1,3-Dichloropropane	ND		ug/Kg	5.6	1	287581	04/15/22	04/15/22	RAO
Tetrachloroethene	ND		ug/Kg	5.6	1	287581	04/15/22	04/15/22	RAO
Dibromochloromethane	ND		ug/Kg	5.6	1	287581	04/15/22	04/15/22	RAO
1,2-Dibromoethane	ND		ug/Kg	5.6	1	287581	04/15/22	04/15/22	RAO
Chlorobenzene	ND		ug/Kg	5.6	1	287581	04/15/22	04/15/22	RAO
1,1,1,2-Tetrachloroethane	ND		ug/Kg	5.6	1	287581	04/15/22	04/15/22	RAO
Ethylbenzene	ND		ug/Kg	5.6	1	287581	04/15/22	04/15/22	RAO
m,p-Xylenes	ND		ug/Kg	11	1	287581	04/15/22	04/15/22	RAO
o-Xylene	ND		ug/Kg	5.6	1	287581	04/15/22	04/15/22	RAO
Styrene	ND		ug/Kg	5.6	1	287581	04/15/22	04/15/22	RAO
Bromoform	ND		ug/Kg	5.6	1	287581	04/15/22	04/15/22	RAO
Isopropylbenzene	ND		ug/Kg	5.6	1	287581	04/15/22	04/15/22	RAO
1,1,2,2-Tetrachloroethane	ND		ug/Kg	5.6	1	287581	04/15/22	04/15/22	RAO
1,2,3-Trichloropropane	ND		ug/Kg	5.6	1	287581	04/15/22	04/15/22	RAO
Propylbenzene	ND		ug/Kg	5.6	1	287581	04/15/22	04/15/22	RAO
Bromobenzene	ND		ug/Kg	5.6	1	287581	04/15/22	04/15/22	RAO
1,3,5-Trimethylbenzene	ND		ug/Kg	5.6	1	287581	04/15/22	04/15/22	RAO
2-Chlorotoluene	ND		ug/Kg	5.6	1	287581	04/15/22	04/15/22	RAO
4-Chlorotoluene	ND		ug/Kg	5.6	1	287581	04/15/22	04/15/22	RAO
tert-Butylbenzene	ND		ug/Kg	5.6	1	287581	04/15/22	04/15/22	RAO
1,2,4-Trimethylbenzene	**5.7**		ug/Kg	5.6	1	287581	04/15/22	04/15/22	RAO
sec-Butylbenzene	ND		ug/Kg	5.6	1	287581	04/15/22	04/15/22	RAO
para-Isopropyl Toluene	ND		ug/Kg	5.6	1	287581	04/15/22	04/15/22	RAO

Results for any subcontracted analyses are not included in this section.

ENTHALPY ANALYTICAL

Analysis Results for 461330

461330-015 Analyte	Result	Qual	Units	RL	DF	Batch	Prepared	Analyzed	Chemist
1,3-Dichlorobenzene	ND		ug/Kg	5.6	1	287581	04/15/22	04/15/22	RAO
1,4-Dichlorobenzene	ND		ug/Kg	5.6	1	287581	04/15/22	04/15/22	RAO
n-Butylbenzene	ND		ug/Kg	5.6	1	287581	04/15/22	04/15/22	RAO
1,2-Dichlorobenzene	ND		ug/Kg	5.6	1	287581	04/15/22	04/15/22	RAO
1,2-Dibromo-3-Chloropropane	ND		ug/Kg	5.6	1	287581	04/15/22	04/15/22	RAO
1,2,4-Trichlorobenzene	ND		ug/Kg	5.6	1	287581	04/15/22	04/15/22	RAO
Hexachlorobutadiene	ND		ug/Kg	5.6	1	287581	04/15/22	04/15/22	RAO
Naphthalene	ND		ug/Kg	5.6	1	287581	04/15/22	04/15/22	RAO
1,2,3-Trichlorobenzene	ND		ug/Kg	5.6	1	287581	04/15/22	04/15/22	RAO
Surrogates				**Limits**					
Dibromofluoromethane	101%		%REC	70-145	1	287581	04/15/22	04/15/22	RAO
1,2-Dichloroethane-d4	109%		%REC	70-145	1	287581	04/15/22	04/15/22	RAO
Toluene-d8	98%		%REC	70-145	1	287581	04/15/22	04/15/22	RAO
Bromofluorobenzene	92%		%REC	70-145	1	287581	04/15/22	04/15/22	RAO
Method: EPA 8270C Prep Method: EPA 3546									
Carbazole	ND		ug/Kg	280	1	287575	04/15/22	04/18/22	HQN
1-Methylnaphthalene	ND		ug/Kg	280	1	287575	04/15/22	04/18/22	HQN
Pyridine	ND		ug/Kg	280	1	287575	04/15/22	04/18/22	HQN
N-Nitrosodimethylamine	ND		ug/Kg	280	1	287575	04/15/22	04/18/22	HQN
Phenol	ND		ug/Kg	280	1	287575	04/15/22	04/18/22	HQN
Aniline	ND		ug/Kg	280	1	287575	04/15/22	04/18/22	HQN
bis(2-Chloroethyl)ether	ND		ug/Kg	1,300	1	287575	04/15/22	04/18/22	HQN
2-Chlorophenol	ND		ug/Kg	280	1	287575	04/15/22	04/18/22	HQN
1,3-Dichlorobenzene	ND		ug/Kg	280	1	287575	04/15/22	04/18/22	HQN
1,4-Dichlorobenzene	ND		ug/Kg	280	1	287575	04/15/22	04/18/22	HQN
Benzyl alcohol	ND		ug/Kg	280	1	287575	04/15/22	04/18/22	HQN
1,2-Dichlorobenzene	ND		ug/Kg	280	1	287575	04/15/22	04/18/22	HQN
2-Methylphenol	ND		ug/Kg	280	1	287575	04/15/22	04/18/22	HQN
bis(2-Chloroisopropyl) ether	ND		ug/Kg	280	1	287575	04/15/22	04/18/22	HQN
3-,4-Methylphenol	ND		ug/Kg	440	1	287575	04/15/22	04/18/22	HQN
N-Nitroso-di-n-propylamine	ND		ug/Kg	280	1	287575	04/15/22	04/18/22	HQN
Hexachloroethane	ND		ug/Kg	280	1	287575	04/15/22	04/18/22	HQN
Nitrobenzene	ND		ug/Kg	1,300	1	287575	04/15/22	04/18/22	HQN
Isophorone	ND		ug/Kg	280	1	287575	04/15/22	04/18/22	HQN
2-Nitrophenol	ND		ug/Kg	280	1	287575	04/15/22	04/18/22	HQN
2,4-Dimethylphenol	ND		ug/Kg	280	1	287575	04/15/22	04/18/22	HQN
Benzoic acid	ND		ug/Kg	1,300	1	287575	04/15/22	04/18/22	HQN
bis(2-Chloroethoxy)methane	ND		ug/Kg	280	1	287575	04/15/22	04/18/22	HQN
2,4-Dichlorophenol	ND		ug/Kg	280	1	287575	04/15/22	04/18/22	HQN
1,2,4-Trichlorobenzene	ND		ug/Kg	280	1	287575	04/15/22	04/18/22	HQN
Naphthalene	ND		ug/Kg	280	1	287575	04/15/22	04/18/22	HQN
4-Chloroaniline	ND		ug/Kg	280	1	287575	04/15/22	04/18/22	HQN
Hexachlorobutadiene	ND		ug/Kg	280	1	287575	04/15/22	04/18/22	HQN
4-Chloro-3-methylphenol	ND		ug/Kg	280	1	287575	04/15/22	04/18/22	HQN
2-Methylnaphthalene	ND		ug/Kg	280	1	287575	04/15/22	04/18/22	HQN

Results for any subcontracted analyses are not included in this section.

ENTHALPY ANALYTICAL

Analysis Results for 461330

461330-015 Analyte	Result	Qual	Units	RL	DF	Batch	Prepared	Analyzed	Chemist
Hexachlorocyclopentadiene	ND		ug/Kg	1,300	1	287575	04/15/22	04/18/22	HQN
2,4,6-Trichlorophenol	ND		ug/Kg	280	1	287575	04/15/22	04/18/22	HQN
2,4,5-Trichlorophenol	ND		ug/Kg	280	1	287575	04/15/22	04/18/22	HQN
2-Chloronaphthalene	ND		ug/Kg	280	1	287575	04/15/22	04/18/22	HQN
2-Nitroaniline	ND		ug/Kg	280	1	287575	04/15/22	04/18/22	HQN
Dimethylphthalate	ND		ug/Kg	280	1	287575	04/15/22	04/18/22	HQN
Acenaphthylene	ND		ug/Kg	280	1	287575	04/15/22	04/18/22	HQN
2,6-Dinitrotoluene	ND		ug/Kg	280	1	287575	04/15/22	04/18/22	HQN
3-Nitroaniline	ND		ug/Kg	280	1	287575	04/15/22	04/18/22	HQN
Acenaphthene	ND		ug/Kg	280	1	287575	04/15/22	04/18/22	HQN
2,4-Dinitrophenol	ND		ug/Kg	1,300	1	287575	04/15/22	04/18/22	HQN
4-Nitrophenol	ND		ug/Kg	280	1	287575	04/15/22	04/18/22	HQN
Dibenzofuran	ND		ug/Kg	280	1	287575	04/15/22	04/18/22	HQN
2,4-Dinitrotoluene	ND		ug/Kg	280	1	287575	04/15/22	04/18/22	HQN
Diethylphthalate	ND		ug/Kg	280	1	287575	04/15/22	04/18/22	HQN
Fluorene	ND		ug/Kg	280	1	287575	04/15/22	04/18/22	HQN
4-Chlorophenyl-phenylether	ND		ug/Kg	280	1	287575	04/15/22	04/18/22	HQN
4-Nitroaniline	ND		ug/Kg	280	1	287575	04/15/22	04/18/22	HQN
4,6-Dinitro-2-methylphenol	ND		ug/Kg	280	1	287575	04/15/22	04/18/22	HQN
N-Nitrosodiphenylamine	ND		ug/Kg	280	1	287575	04/15/22	04/18/22	HQN
1,2-diphenylhydrazine (as azobenzene)	ND		ug/Kg	280	1	287575	04/15/22	04/18/22	HQN
4-Bromophenyl-phenylether	ND		ug/Kg	280	1	287575	04/15/22	04/18/22	HQN
Hexachlorobenzene	ND		ug/Kg	280	1	287575	04/15/22	04/18/22	HQN
Pentachlorophenol	ND		ug/Kg	1,300	1	287575	04/15/22	04/18/22	HQN
Phenanthrene	ND		ug/Kg	280	1	287575	04/15/22	04/18/22	HQN
Anthracene	ND		ug/Kg	280	1	287575	04/15/22	04/18/22	HQN
Di-n-butylphthalate	ND		ug/Kg	280	1	287575	04/15/22	04/18/22	HQN
Fluoranthene	ND		ug/Kg	280	1	287575	04/15/22	04/18/22	HQN
Benzidine	ND		ug/Kg	1,300	1	287575	04/15/22	04/18/22	HQN
Pyrene	ND		ug/Kg	280	1	287575	04/15/22	04/18/22	HQN
Butylbenzylphthalate	ND		ug/Kg	280	1	287575	04/15/22	04/18/22	HQN
3,3'-Dichlorobenzidine	ND		ug/Kg	1,300	1	287575	04/15/22	04/18/22	HQN
Benzo(a)anthracene	ND		ug/Kg	280	1	287575	04/15/22	04/18/22	HQN
Chrysene	ND		ug/Kg	280	1	287575	04/15/22	04/18/22	HQN
bis(2-Ethylhexyl)phthalate	ND		ug/Kg	280	1	287575	04/15/22	04/18/22	HQN
Di-n-octylphthalate	ND		ug/Kg	280	1	287575	04/15/22	04/18/22	HQN
Benzo(b)fluoranthene	ND		ug/Kg	280	1	287575	04/15/22	04/18/22	HQN
Benzo(k)fluoranthene	ND		ug/Kg	280	1	287575	04/15/22	04/18/22	HQN
Benzo(a)pyrene	ND		ug/Kg	280	1	287575	04/15/22	04/18/22	HQN
Indeno(1,2,3-cd)pyrene	ND		ug/Kg	280	1	287575	04/15/22	04/18/22	HQN
Dibenz(a,h)anthracene	ND		ug/Kg	280	1	287575	04/15/22	04/18/22	HQN
Benzo(g,h,i)perylene	ND		ug/Kg	280	1	287575	04/15/22	04/18/22	HQN
Surrogates				**Limits**					
2-Fluorophenol	54%		%REC	29-120	1	287575	04/15/22	04/18/22	HQN
Phenol-d6	56%		%REC	30-120	1	287575	04/15/22	04/18/22	HQN
2,4,6-Tribromophenol	51%		%REC	32-120	1	287575	04/15/22	04/18/22	HQN

Results for any subcontracted analyses are not included in this section.

ENTHALPY ANALYTICAL

Analysis Results for 461330

461330-015 Analyte	Result	Qual	Units	RL	DF	Batch	Prepared	Analyzed	Chemist
Nitrobenzene-d5	50%		%REC	33-120	1	287575	04/15/22	04/18/22	HQN
2-Fluorobiphenyl	45%		%REC	39-120	1	287575	04/15/22	04/18/22	HQN
Terphenyl-d14	50%		%REC	44-125	1	287575	04/15/22	04/18/22	HQN

Results for any subcontracted analyses are not included in this section.

ENTHALPY ANALYTICAL

Analysis Results for 461330

Sample ID: SSJ-05-5	Lab ID: 461330-016	Collected: 04/12/22 13:55
	Matrix: Soil	Basis: Dry

461330-016 Analyte	Result	Qual	Units	RL	DF	Batch	Prepared	Analyzed	Chemist
Method: ASTM D2216 Prep Method: METHOD									
Moisture, Percent	**22**		%	1	1	287747	04/19/22	04/20/22	DNA
Method: EPA 6010B Prep Method: EPA 3050B									
Antimony	ND		mg/Kg	3.9	1	287531	04/14/22	04/15/22	SBW
Arsenic	**13**		mg/Kg	1.3	1	287531	04/14/22	04/15/22	SBW
Barium	**620**		mg/Kg	1.3	1	287531	04/14/22	04/15/22	SBW
Beryllium	ND		mg/Kg	0.65	1	287531	04/14/22	04/15/22	SBW
Cadmium	**1.7**		mg/Kg	0.65	1	287531	04/14/22	04/15/22	SBW
Chromium	**84**		mg/Kg	1.3	1	287531	04/14/22	04/15/22	SBW
Cobalt	**18**		mg/Kg	0.65	1	287531	04/14/22	04/15/22	SBW
Copper	**170**		mg/Kg	1.3	1	287531	04/14/22	04/15/22	SBW
Lead	**490**		mg/Kg	1.3	1	287531	04/14/22	04/15/22	SBW
Molybdenum	**2.0**		mg/Kg	1.3	1	287531	04/14/22	04/15/22	SBW
Nickel	**100**		mg/Kg	1.3	1	287531	04/14/22	04/15/22	SBW
Selenium	ND		mg/Kg	3.9	1	287531	04/14/22	04/15/22	SBW
Silver	ND		mg/Kg	0.65	1	287531	04/14/22	04/15/22	SBW
Thallium	ND		mg/Kg	3.9	1	287531	04/14/22	04/15/22	SBW
Vanadium	**49**		mg/Kg	1.3	1	287531	04/14/22	04/15/22	SBW
Zinc	**1,000**		mg/Kg	6.5	1	287531	04/14/22	04/15/22	SBW
Method: EPA 7471A Prep Method: METHOD									
Mercury	**0.54**		mg/Kg	0.22	1.2	287595	04/14/22	04/18/22	SBW
Method: EPA 8015M Prep Method: EPA 3580									
DRO C10-C28	**1,900**		mg/Kg	64	5	287558	04/14/22	04/16/22	MES
ORO C28-C44	**2,200**		mg/Kg	130	5	287558	04/14/22	04/16/22	MES
Surrogates				**Limits**					
n-Triacontane	125%		%REC	70-130	5	287558	04/14/22	04/16/22	MES
Method: EPA 8260B Prep Method: EPA 5030B									
TPH Gasoline	**3,400**		ug/Kg	130	1	287581	04/15/22	04/15/22	RAO
Freon 12	ND		ug/Kg	6.4	1	287581	04/15/22	04/15/22	RAO
Chloromethane	ND		ug/Kg	6.4	1	287581	04/15/22	04/15/22	RAO
Vinyl Chloride	ND		ug/Kg	6.4	1	287581	04/15/22	04/15/22	RAO
Bromomethane	ND		ug/Kg	6.4	1	287581	04/15/22	04/15/22	RAO
Chloroethane	ND		ug/Kg	6.4	1	287581	04/15/22	04/15/22	RAO
Trichlorofluoromethane	ND		ug/Kg	6.4	1	287581	04/15/22	04/15/22	RAO
Acetone	ND		ug/Kg	130	1	287581	04/15/22	04/15/22	RAO
Freon 113	ND		ug/Kg	6.4	1	287581	04/15/22	04/15/22	RAO
1,1-Dichloroethene	ND		ug/Kg	6.4	1	287581	04/15/22	04/15/22	RAO

Results for any subcontracted analyses are not included in this section.

ENTHALPY ANALYTICAL

Analysis Results for 461330

461330-016 Analyte	Result	Qual	Units	RL	DF	Batch	Prepared	Analyzed	Chemist
Methylene Chloride	ND		ug/Kg	6.4	1	287581	04/15/22	04/15/22	RAO
MTBE	ND		ug/Kg	6.4	1	287581	04/15/22	04/15/22	RAO
trans-1,2-Dichloroethene	ND		ug/Kg	6.4	1	287581	04/15/22	04/15/22	RAO
1,1-Dichloroethane	ND		ug/Kg	6.4	1	287581	04/15/22	04/15/22	RAO
2-Butanone	ND		ug/Kg	130	1	287581	04/15/22	04/15/22	RAO
cis-1,2-Dichloroethene	ND		ug/Kg	6.4	1	287581	04/15/22	04/15/22	RAO
2,2-Dichloropropane	ND		ug/Kg	6.4	1	287581	04/15/22	04/15/22	RAO
Chloroform	ND		ug/Kg	6.4	1	287581	04/15/22	04/15/22	RAO
Bromochloromethane	ND		ug/Kg	6.4	1	287581	04/15/22	04/15/22	RAO
1,1,1-Trichloroethane	ND		ug/Kg	6.4	1	287581	04/15/22	04/15/22	RAO
1,1-Dichloropropene	ND		ug/Kg	6.4	1	287581	04/15/22	04/15/22	RAO
Carbon Tetrachloride	ND		ug/Kg	6.4	1	287581	04/15/22	04/15/22	RAO
1,2-Dichloroethane	ND		ug/Kg	6.4	1	287581	04/15/22	04/15/22	RAO
Benzene	ND		ug/Kg	6.4	1	287581	04/15/22	04/15/22	RAO
Trichloroethene	ND		ug/Kg	6.4	1	287581	04/15/22	04/15/22	RAO
1,2-Dichloropropane	ND		ug/Kg	6.4	1	287581	04/15/22	04/15/22	RAO
Bromodichloromethane	ND		ug/Kg	6.4	1	287581	04/15/22	04/15/22	RAO
Dibromomethane	ND		ug/Kg	6.4	1	287581	04/15/22	04/15/22	RAO
4-Methyl-2-Pentanone	ND		ug/Kg	6.4	1	287581	04/15/22	04/15/22	RAO
cis-1,3-Dichloropropene	ND		ug/Kg	6.4	1	287581	04/15/22	04/15/22	RAO
Toluene	ND		ug/Kg	6.4	1	287581	04/15/22	04/15/22	RAO
trans-1,3-Dichloropropene	ND		ug/Kg	6.4	1	287581	04/15/22	04/15/22	RAO
1,1,2-Trichloroethane	ND		ug/Kg	6.4	1	287581	04/15/22	04/15/22	RAO
1,3-Dichloropropane	ND		ug/Kg	6.4	1	287581	04/15/22	04/15/22	RAO
Tetrachloroethene	ND		ug/Kg	6.4	1	287581	04/15/22	04/15/22	RAO
Dibromochloromethane	ND		ug/Kg	6.4	1	287581	04/15/22	04/15/22	RAO
1,2-Dibromoethane	ND		ug/Kg	6.4	1	287581	04/15/22	04/15/22	RAO
Chlorobenzene	ND		ug/Kg	6.4	1	287581	04/15/22	04/15/22	RAO
1,1,1,2-Tetrachloroethane	ND		ug/Kg	6.4	1	287581	04/15/22	04/15/22	RAO
Ethylbenzene	ND		ug/Kg	6.4	1	287581	04/15/22	04/15/22	RAO
m,p-Xylenes	ND		ug/Kg	13	1	287581	04/15/22	04/15/22	RAO
o-Xylene	ND		ug/Kg	6.4	1	287581	04/15/22	04/15/22	RAO
Styrene	ND		ug/Kg	6.4	1	287581	04/15/22	04/15/22	RAO
Bromoform	ND		ug/Kg	6.4	1	287581	04/15/22	04/15/22	RAO
Isopropylbenzene	ND		ug/Kg	6.4	1	287581	04/15/22	04/15/22	RAO
1,1,2,2-Tetrachloroethane	ND		ug/Kg	6.4	1	287581	04/15/22	04/15/22	RAO
1,2,3-Trichloropropane	ND		ug/Kg	6.4	1	287581	04/15/22	04/15/22	RAO
Propylbenzene	ND		ug/Kg	6.4	1	287581	04/15/22	04/15/22	RAO
Bromobenzene	ND		ug/Kg	6.4	1	287581	04/15/22	04/15/22	RAO
1,3,5-Trimethylbenzene	ND		ug/Kg	6.4	1	287581	04/15/22	04/15/22	RAO
2-Chlorotoluene	ND		ug/Kg	6.4	1	287581	04/15/22	04/15/22	RAO
4-Chlorotoluene	ND		ug/Kg	6.4	1	287581	04/15/22	04/15/22	RAO
tert-Butylbenzene	ND		ug/Kg	6.4	1	287581	04/15/22	04/15/22	RAO
1,2,4-Trimethylbenzene	ND		ug/Kg	6.4	1	287581	04/15/22	04/15/22	RAO
sec-Butylbenzene	ND		ug/Kg	6.4	1	287581	04/15/22	04/15/22	RAO
para-Isopropyl Toluene	ND		ug/Kg	6.4	1	287581	04/15/22	04/15/22	RAO

Results for any subcontracted analyses are not included in this section.

ENTHALPY ANALYTICAL

Analysis Results for 461330

461330-016 Analyte	Result	Qual	Units	RL	DF	Batch	Prepared	Analyzed	Chemist
1,3-Dichlorobenzene	ND		ug/Kg	6.4	1	287581	04/15/22	04/15/22	RAO
1,4-Dichlorobenzene	**28**		ug/Kg	6.4	1	287581	04/15/22	04/15/22	RAO
n-Butylbenzene	ND		ug/Kg	6.4	1	287581	04/15/22	04/15/22	RAO
1,2-Dichlorobenzene	ND		ug/Kg	6.4	1	287581	04/15/22	04/15/22	RAO
1,2-Dibromo-3-Chloropropane	ND		ug/Kg	6.4	1	287581	04/15/22	04/15/22	RAO
1,2,4-Trichlorobenzene	ND		ug/Kg	6.4	1	287581	04/15/22	04/15/22	RAO
Hexachlorobutadiene	ND		ug/Kg	6.4	1	287581	04/15/22	04/15/22	RAO
Naphthalene	ND		ug/Kg	6.4	1	287581	04/15/22	04/15/22	RAO
1,2,3-Trichlorobenzene	ND		ug/Kg	6.4	1	287581	04/15/22	04/15/22	RAO
Surrogates				**Limits**					
Dibromofluoromethane	100%		%REC	70-145	1	287581	04/15/22	04/15/22	RAO
1,2-Dichloroethane-d4	111%		%REC	70-145	1	287581	04/15/22	04/15/22	RAO
Toluene-d8	98%		%REC	70-145	1	287581	04/15/22	04/15/22	RAO
Bromofluorobenzene	94%		%REC	70-145	1	287581	04/15/22	04/15/22	RAO
Method: EPA 8270C Prep Method: EPA 3546									
Carbazole	ND		ug/Kg	1,600	5	287575	04/15/22	04/21/22	HQN
1-Methylnaphthalene	ND		ug/Kg	1,600	5	287575	04/15/22	04/21/22	HQN
Pyridine	ND		ug/Kg	1,600	5	287575	04/15/22	04/21/22	HQN
N-Nitrosodimethylamine	ND		ug/Kg	1,600	5	287575	04/15/22	04/21/22	HQN
Phenol	ND		ug/Kg	1,600	5	287575	04/15/22	04/21/22	HQN
Aniline	ND		ug/Kg	1,600	5	287575	04/15/22	04/21/22	HQN
bis(2-Chloroethyl)ether	ND		ug/Kg	7,700	5	287575	04/15/22	04/21/22	HQN
2-Chlorophenol	ND		ug/Kg	1,600	5	287575	04/15/22	04/21/22	HQN
1,3-Dichlorobenzene	ND		ug/Kg	1,600	5	287575	04/15/22	04/21/22	HQN
1,4-Dichlorobenzene	ND		ug/Kg	1,600	5	287575	04/15/22	04/21/22	HQN
Benzyl alcohol	ND		ug/Kg	1,600	5	287575	04/15/22	04/21/22	HQN
1,2-Dichlorobenzene	ND		ug/Kg	1,600	5	287575	04/15/22	04/21/22	HQN
2-Methylphenol	ND		ug/Kg	1,600	5	287575	04/15/22	04/21/22	HQN
bis(2-Chloroisopropyl) ether	ND		ug/Kg	1,600	5	287575	04/15/22	04/21/22	HQN
3-,4-Methylphenol	ND		ug/Kg	2,600	5	287575	04/15/22	04/21/22	HQN
N-Nitroso-di-n-propylamine	ND		ug/Kg	1,600	5	287575	04/15/22	04/21/22	HQN
Hexachloroethane	ND		ug/Kg	1,600	5	287575	04/15/22	04/21/22	HQN
Nitrobenzene	ND		ug/Kg	7,700	5	287575	04/15/22	04/21/22	HQN
Isophorone	ND		ug/Kg	1,600	5	287575	04/15/22	04/21/22	HQN
2-Nitrophenol	ND		ug/Kg	1,600	5	287575	04/15/22	04/21/22	HQN
2,4-Dimethylphenol	ND		ug/Kg	1,600	5	287575	04/15/22	04/21/22	HQN
Benzoic acid	ND		ug/Kg	7,700	5	287575	04/15/22	04/21/22	HQN
bis(2-Chloroethoxy)methane	ND		ug/Kg	1,600	5	287575	04/15/22	04/21/22	HQN
2,4-Dichlorophenol	ND		ug/Kg	1,600	5	287575	04/15/22	04/21/22	HQN
1,2,4-Trichlorobenzene	ND		ug/Kg	1,600	5	287575	04/15/22	04/21/22	HQN
Naphthalene	ND		ug/Kg	1,600	5	287575	04/15/22	04/21/22	HQN
4-Chloroaniline	ND		ug/Kg	1,600	5	287575	04/15/22	04/21/22	HQN
Hexachlorobutadiene	ND		ug/Kg	1,600	5	287575	04/15/22	04/21/22	HQN
4-Chloro-3-methylphenol	ND		ug/Kg	1,600	5	287575	04/15/22	04/21/22	HQN
2-Methylnaphthalene	ND		ug/Kg	1,600	5	287575	04/15/22	04/21/22	HQN

Results for any subcontracted analyses are not included in this section.

ENTHALPY ANALYTICAL

Analysis Results for 461330

461330-016 Analyte	Result	Qual	Units	RL	DF	Batch	Prepared	Analyzed	Chemist
Hexachlorocyclopentadiene	ND		ug/Kg	7,700	5	287575	04/15/22	04/21/22	HQN
2,4,6-Trichlorophenol	ND		ug/Kg	1,600	5	287575	04/15/22	04/21/22	HQN
2,4,5-Trichlorophenol	ND		ug/Kg	1,600	5	287575	04/15/22	04/21/22	HQN
2-Chloronaphthalene	ND		ug/Kg	1,600	5	287575	04/15/22	04/21/22	HQN
2-Nitroaniline	ND		ug/Kg	1,600	5	287575	04/15/22	04/21/22	HQN
Dimethylphthalate	ND		ug/Kg	1,600	5	287575	04/15/22	04/21/22	HQN
Acenaphthylene	ND		ug/Kg	1,600	5	287575	04/15/22	04/21/22	HQN
2,6-Dinitrotoluene	ND		ug/Kg	1,600	5	287575	04/15/22	04/21/22	HQN
3-Nitroaniline	ND		ug/Kg	1,600	5	287575	04/15/22	04/21/22	HQN
Acenaphthene	ND		ug/Kg	1,600	5	287575	04/15/22	04/21/22	HQN
2,4-Dinitrophenol	ND		ug/Kg	7,700	5	287575	04/15/22	04/21/22	HQN
4-Nitrophenol	ND		ug/Kg	1,600	5	287575	04/15/22	04/21/22	HQN
Dibenzofuran	ND		ug/Kg	1,600	5	287575	04/15/22	04/21/22	HQN
2,4-Dinitrotoluene	ND		ug/Kg	1,600	5	287575	04/15/22	04/21/22	HQN
Diethylphthalate	ND		ug/Kg	1,600	5	287575	04/15/22	04/21/22	HQN
Fluorene	ND		ug/Kg	1,600	5	287575	04/15/22	04/21/22	HQN
4-Chlorophenyl-phenylether	ND		ug/Kg	1,600	5	287575	04/15/22	04/21/22	HQN
4-Nitroaniline	ND		ug/Kg	1,600	5	287575	04/15/22	04/21/22	HQN
4,6-Dinitro-2-methylphenol	ND		ug/Kg	1,600	5	287575	04/15/22	04/21/22	HQN
N-Nitrosodiphenylamine	**2,900**		ug/Kg	1,600	5	287575	04/15/22	04/21/22	HQN
1,2-diphenylhydrazine (as azobenzene)	ND		ug/Kg	1,600	5	287575	04/15/22	04/21/22	HQN
4-Bromophenyl-phenylether	ND		ug/Kg	1,600	5	287575	04/15/22	04/21/22	HQN
Hexachlorobenzene	ND		ug/Kg	1,600	5	287575	04/15/22	04/21/22	HQN
Pentachlorophenol	ND		ug/Kg	7,700	5	287575	04/15/22	04/21/22	HQN
Phenanthrene	ND		ug/Kg	1,600	5	287575	04/15/22	04/21/22	HQN
Anthracene	ND		ug/Kg	1,600	5	287575	04/15/22	04/21/22	HQN
Di-n-butylphthalate	ND		ug/Kg	1,600	5	287575	04/15/22	04/21/22	HQN
Fluoranthene	ND		ug/Kg	1,600	5	287575	04/15/22	04/21/22	HQN
Benzidine	ND		ug/Kg	7,700	5	287575	04/15/22	04/21/22	HQN
Pyrene	ND		ug/Kg	1,600	5	287575	04/15/22	04/21/22	HQN
Butylbenzylphthalate	**2,600**		ug/Kg	1,600	5	287575	04/15/22	04/21/22	HQN
3,3'-Dichlorobenzidine	ND		ug/Kg	7,700	5	287575	04/15/22	04/21/22	HQN
Benzo(a)anthracene	ND		ug/Kg	1,600	5	287575	04/15/22	04/21/22	HQN
Chrysene	ND		ug/Kg	1,600	5	287575	04/15/22	04/21/22	HQN
bis(2-Ethylhexyl)phthalate	**2,800**		ug/Kg	1,600	5	287575	04/15/22	04/21/22	HQN
Di-n-octylphthalate	ND		ug/Kg	1,600	5	287575	04/15/22	04/21/22	HQN
Benzo(b)fluoranthene	ND		ug/Kg	1,600	5	287575	04/15/22	04/21/22	HQN
Benzo(k)fluoranthene	ND		ug/Kg	1,600	5	287575	04/15/22	04/21/22	HQN
Benzo(a)pyrene	ND		ug/Kg	1,600	5	287575	04/15/22	04/21/22	HQN
Indeno(1,2,3-cd)pyrene	ND		ug/Kg	1,600	5	287575	04/15/22	04/21/22	HQN
Dibenz(a,h)anthracene	ND		ug/Kg	1,600	5	287575	04/15/22	04/21/22	HQN
Benzo(g,h,i)perylene	ND		ug/Kg	1,600	5	287575	04/15/22	04/21/22	HQN
Surrogates				**Limits**					
2-Fluorophenol	49%		%REC	29-120	5	287575	04/15/22	04/21/22	HQN
Phenol-d6	51%		%REC	30-120	5	287575	04/15/22	04/21/22	HQN
2,4,6-Tribromophenol	48%		%REC	32-120	5	287575	04/15/22	04/21/22	HQN

Results for any subcontracted analyses are not included in this section.

ENTHALPY ANALYTICAL

Analysis Results for 461330

461330-016 Analyte	Result	Qual	Units	RL	DF	Batch	Prepared	Analyzed	Chemist
Nitrobenzene-d5	44%		%REC	33-120	5	287575	04/15/22	04/21/22	HQN
2-Fluorobiphenyl	56%		%REC	39-120	5	287575	04/15/22	04/21/22	HQN
Terphenyl-d14	60%		%REC	44-125	5	287575	04/15/22	04/21/22	HQN

Results for any subcontracted analyses are not included in this section.

ENTHALPY ANALYTICAL

Analysis Results for 461330

Sample ID: SSJ-06-0.25	Lab ID: 461330-017	Collected: 04/12/22 14:15
	Matrix: Soil	Basis: Dry

461330-017 Analyte	Result	Qual	Units	RL	DF	Batch	Prepared	Analyzed	Chemist
Method: ASTM D2216 Prep Method: METHOD									
Moisture, Percent	**11**		%	1	1	287747	04/19/22	04/20/22	DNA
Method: EPA 6010B Prep Method: EPA 3050B									
Antimony	ND		mg/Kg	3.6	1.1	287531	04/14/22	04/15/22	SBW
Arsenic	**3.6**		mg/Kg	1.2	1.1	287531	04/14/22	04/15/22	SBW
Barium	**92**		mg/Kg	1.2	1.1	287531	04/14/22	04/15/22	SBW
Beryllium	ND		mg/Kg	0.60	1.1	287531	04/14/22	04/15/22	SBW
Cadmium	ND		mg/Kg	0.60	1.1	287531	04/14/22	04/15/22	SBW
Chromium	**17**		mg/Kg	1.2	1.1	287531	04/14/22	04/15/22	SBW
Cobalt	**1.8**		mg/Kg	0.60	1.1	287531	04/14/22	04/15/22	SBW
Copper	**10**		mg/Kg	1.2	1.1	287531	04/14/22	04/15/22	SBW
Lead	**6.6**		mg/Kg	1.2	1.1	287531	04/14/22	04/15/22	SBW
Molybdenum	ND		mg/Kg	1.2	1.1	287531	04/14/22	04/15/22	SBW
Nickel	**9.4**		mg/Kg	1.2	1.1	287531	04/14/22	04/15/22	SBW
Selenium	ND		mg/Kg	3.6	1.1	287531	04/14/22	04/15/22	SBW
Silver	ND		mg/Kg	0.60	1.1	287531	04/14/22	04/15/22	SBW
Thallium	ND		mg/Kg	3.6	1.1	287531	04/14/22	04/15/22	SBW
Vanadium	**16**		mg/Kg	1.2	1.1	287531	04/14/22	04/15/22	SBW
Zinc	**24**		mg/Kg	6.0	1.1	287531	04/14/22	04/15/22	SBW
Method: EPA 7471A Prep Method: METHOD									
Mercury	ND		mg/Kg	0.18	1.2	287595	04/14/22	04/18/22	SBW
Method: EPA 8015M Prep Method: EPA 3580									
DRO C10-C28	**67**		mg/Kg	11	1	287558	04/14/22	04/16/22	MES
ORO C28-C44	**65**		mg/Kg	22	1	287558	04/14/22	04/16/22	MES
Surrogates				**Limits**					
n-Triacontane	114%		%REC	70-130	1	287558	04/14/22	04/16/22	MES
Method: EPA 8260B Prep Method: EPA 5030B									
TPH Gasoline	ND		ug/Kg	110	1	287472	04/14/22	04/14/22	RAO
Freon 12	ND		ug/Kg	5.6	1	287472	04/14/22	04/14/22	RAO
Chloromethane	ND		ug/Kg	5.6	1	287472	04/14/22	04/14/22	RAO
Vinyl Chloride	ND		ug/Kg	5.6	1	287472	04/14/22	04/14/22	RAO
Bromomethane	ND		ug/Kg	5.6	1	287472	04/14/22	04/14/22	RAO
Chloroethane	ND		ug/Kg	5.6	1	287472	04/14/22	04/14/22	RAO
Trichlorofluoromethane	ND		ug/Kg	5.6	1	287472	04/14/22	04/14/22	RAO
Acetone	ND		ug/Kg	110	1	287472	04/14/22	04/14/22	RAO
Freon 113	ND		ug/Kg	5.6	1	287472	04/14/22	04/14/22	RAO
1,1-Dichloroethene	ND		ug/Kg	5.6	1	287472	04/14/22	04/14/22	RAO

Results for any subcontracted analyses are not included in this section.

ENTHALPY ANALYTICAL

Analysis Results for 461330

461330-017 Analyte	Result	Qual	Units	RL	DF	Batch	Prepared	Analyzed	Chemist
Methylene Chloride	ND		ug/Kg	5.6	1	287472	04/14/22	04/14/22	RAO
MTBE	ND		ug/Kg	5.6	1	287472	04/14/22	04/14/22	RAO
trans-1,2-Dichloroethene	ND		ug/Kg	5.6	1	287472	04/14/22	04/14/22	RAO
1,1-Dichloroethane	ND		ug/Kg	5.6	1	287472	04/14/22	04/14/22	RAO
2-Butanone	ND		ug/Kg	110	1	287472	04/14/22	04/14/22	RAO
cis-1,2-Dichloroethene	ND		ug/Kg	5.6	1	287472	04/14/22	04/14/22	RAO
2,2-Dichloropropane	ND		ug/Kg	5.6	1	287472	04/14/22	04/14/22	RAO
Chloroform	ND		ug/Kg	5.6	1	287472	04/14/22	04/14/22	RAO
Bromochloromethane	ND		ug/Kg	5.6	1	287472	04/14/22	04/14/22	RAO
1,1,1-Trichloroethane	ND		ug/Kg	5.6	1	287472	04/14/22	04/14/22	RAO
1,1-Dichloropropene	ND		ug/Kg	5.6	1	287472	04/14/22	04/14/22	RAO
Carbon Tetrachloride	ND		ug/Kg	5.6	1	287472	04/14/22	04/14/22	RAO
1,2-Dichloroethane	ND		ug/Kg	5.6	1	287472	04/14/22	04/14/22	RAO
Benzene	ND		ug/Kg	5.6	1	287472	04/14/22	04/14/22	RAO
Trichloroethene	ND		ug/Kg	5.6	1	287472	04/14/22	04/14/22	RAO
1,2-Dichloropropane	ND		ug/Kg	5.6	1	287472	04/14/22	04/14/22	RAO
Bromodichloromethane	ND		ug/Kg	5.6	1	287472	04/14/22	04/14/22	RAO
Dibromomethane	ND		ug/Kg	5.6	1	287472	04/14/22	04/14/22	RAO
4-Methyl-2-Pentanone	ND		ug/Kg	9.1	1	287472	04/14/22	04/14/22	RAO
cis-1,3-Dichloropropene	ND		ug/Kg	5.6	1	287472	04/14/22	04/14/22	RAO
Toluene	ND		ug/Kg	5.6	1	287472	04/14/22	04/14/22	RAO
trans-1,3-Dichloropropene	ND		ug/Kg	5.6	1	287472	04/14/22	04/14/22	RAO
1,1,2-Trichloroethane	ND		ug/Kg	5.6	1	287472	04/14/22	04/14/22	RAO
1,3-Dichloropropane	ND		ug/Kg	5.6	1	287472	04/14/22	04/14/22	RAO
Tetrachloroethene	ND		ug/Kg	5.6	1	287472	04/14/22	04/14/22	RAO
Dibromochloromethane	ND		ug/Kg	5.6	1	287472	04/14/22	04/14/22	RAO
1,2-Dibromoethane	ND		ug/Kg	5.6	1	287472	04/14/22	04/14/22	RAO
Chlorobenzene	ND		ug/Kg	5.6	1	287472	04/14/22	04/14/22	RAO
1,1,1,2-Tetrachloroethane	ND		ug/Kg	5.6	1	287472	04/14/22	04/14/22	RAO
Ethylbenzene	ND		ug/Kg	5.6	1	287472	04/14/22	04/14/22	RAO
m,p-Xylenes	ND		ug/Kg	11	1	287472	04/14/22	04/14/22	RAO
o-Xylene	ND		ug/Kg	5.6	1	287472	04/14/22	04/14/22	RAO
Styrene	ND		ug/Kg	5.6	1	287472	04/14/22	04/14/22	RAO
Bromoform	ND		ug/Kg	5.6	1	287472	04/14/22	04/14/22	RAO
Isopropylbenzene	ND		ug/Kg	5.6	1	287472	04/14/22	04/14/22	RAO
1,1,2,2-Tetrachloroethane	ND		ug/Kg	5.6	1	287472	04/14/22	04/14/22	RAO
1,2,3-Trichloropropane	ND		ug/Kg	5.6	1	287472	04/14/22	04/14/22	RAO
Propylbenzene	ND		ug/Kg	5.6	1	287472	04/14/22	04/14/22	RAO
Bromobenzene	ND		ug/Kg	5.6	1	287472	04/14/22	04/14/22	RAO
1,3,5-Trimethylbenzene	ND		ug/Kg	5.6	1	287472	04/14/22	04/14/22	RAO
2-Chlorotoluene	ND		ug/Kg	5.6	1	287472	04/14/22	04/14/22	RAO
4-Chlorotoluene	ND		ug/Kg	5.6	1	287472	04/14/22	04/14/22	RAO
tert-Butylbenzene	ND		ug/Kg	5.6	1	287472	04/14/22	04/14/22	RAO
1,2,4-Trimethylbenzene	ND		ug/Kg	5.6	1	287472	04/14/22	04/14/22	RAO
sec-Butylbenzene	ND		ug/Kg	5.6	1	287472	04/14/22	04/14/22	RAO
para-Isopropyl Toluene	ND		ug/Kg	5.6	1	287472	04/14/22	04/14/22	RAO

Results for any subcontracted analyses are not included in this section.

ENTHALPY ANALYTICAL

Analysis Results for 461330

461330-017 Analyte	Result	Qual	Units	RL	DF	Batch	Prepared	Analyzed	Chemist
1,3-Dichlorobenzene	ND		ug/Kg	5.6	1	287472	04/14/22	04/14/22	RAO
1,4-Dichlorobenzene	ND		ug/Kg	5.6	1	287472	04/14/22	04/14/22	RAO
n-Butylbenzene	ND		ug/Kg	5.6	1	287472	04/14/22	04/14/22	RAO
1,2-Dichlorobenzene	ND		ug/Kg	5.6	1	287472	04/14/22	04/14/22	RAO
1,2-Dibromo-3-Chloropropane	ND		ug/Kg	5.6	1	287472	04/14/22	04/14/22	RAO
1,2,4-Trichlorobenzene	ND		ug/Kg	5.6	1	287472	04/14/22	04/14/22	RAO
Hexachlorobutadiene	ND		ug/Kg	5.6	1	287472	04/14/22	04/14/22	RAO
Naphthalene	ND		ug/Kg	5.6	1	287472	04/14/22	04/14/22	RAO
1,2,3-Trichlorobenzene	ND		ug/Kg	5.6	1	287472	04/14/22	04/14/22	RAO
Surrogates				**Limits**					
Dibromofluoromethane	108%		%REC	70-145	1	287472	04/14/22	04/14/22	RAO
1,2-Dichloroethane-d4	100%		%REC	70-145	1	287472	04/14/22	04/14/22	RAO
Toluene-d8	105%		%REC	70-145	1	287472	04/14/22	04/14/22	RAO
Bromofluorobenzene	98%		%REC	70-145	1	287472	04/14/22	04/14/22	RAO
Method: EPA 8270C Prep Method: EPA 3546									
Carbazole	ND		ug/Kg	280	1	287575	04/15/22	04/18/22	HQN
1-Methylnaphthalene	ND		ug/Kg	280	1	287575	04/15/22	04/18/22	HQN
Pyridine	ND		ug/Kg	280	1	287575	04/15/22	04/18/22	HQN
N-Nitrosodimethylamine	ND		ug/Kg	280	1	287575	04/15/22	04/18/22	HQN
Phenol	ND		ug/Kg	280	1	287575	04/15/22	04/18/22	HQN
Aniline	ND		ug/Kg	280	1	287575	04/15/22	04/18/22	HQN
bis(2-Chloroethyl)ether	ND		ug/Kg	1,300	1	287575	04/15/22	04/18/22	HQN
2-Chlorophenol	ND		ug/Kg	280	1	287575	04/15/22	04/18/22	HQN
1,3-Dichlorobenzene	ND		ug/Kg	280	1	287575	04/15/22	04/18/22	HQN
1,4-Dichlorobenzene	ND		ug/Kg	280	1	287575	04/15/22	04/18/22	HQN
Benzyl alcohol	ND		ug/Kg	280	1	287575	04/15/22	04/18/22	HQN
1,2-Dichlorobenzene	ND		ug/Kg	280	1	287575	04/15/22	04/18/22	HQN
2-Methylphenol	ND		ug/Kg	280	1	287575	04/15/22	04/18/22	HQN
bis(2-Chloroisopropyl) ether	ND		ug/Kg	280	1	287575	04/15/22	04/18/22	HQN
3-,4-Methylphenol	ND		ug/Kg	450	1	287575	04/15/22	04/18/22	HQN
N-Nitroso-di-n-propylamine	ND		ug/Kg	280	1	287575	04/15/22	04/18/22	HQN
Hexachloroethane	ND		ug/Kg	280	1	287575	04/15/22	04/18/22	HQN
Nitrobenzene	ND		ug/Kg	1,300	1	287575	04/15/22	04/18/22	HQN
Isophorone	ND		ug/Kg	280	1	287575	04/15/22	04/18/22	HQN
2-Nitrophenol	ND		ug/Kg	280	1	287575	04/15/22	04/18/22	HQN
2,4-Dimethylphenol	ND		ug/Kg	280	1	287575	04/15/22	04/18/22	HQN
Benzoic acid	ND		ug/Kg	1,300	1	287575	04/15/22	04/18/22	HQN
bis(2-Chloroethoxy)methane	ND		ug/Kg	280	1	287575	04/15/22	04/18/22	HQN
2,4-Dichlorophenol	ND		ug/Kg	280	1	287575	04/15/22	04/18/22	HQN
1,2,4-Trichlorobenzene	ND		ug/Kg	280	1	287575	04/15/22	04/18/22	HQN
Naphthalene	ND		ug/Kg	280	1	287575	04/15/22	04/18/22	HQN
4-Chloroaniline	ND		ug/Kg	280	1	287575	04/15/22	04/18/22	HQN
Hexachlorobutadiene	ND		ug/Kg	280	1	287575	04/15/22	04/18/22	HQN
4-Chloro-3-methylphenol	ND		ug/Kg	280	1	287575	04/15/22	04/18/22	HQN
2-Methylnaphthalene	ND		ug/Kg	280	1	287575	04/15/22	04/18/22	HQN

Results for any subcontracted analyses are not included in this section.

ENTHALPY ANALYTICAL

Analysis Results for 461330

461330-017 Analyte	Result	Qual	Units	RL	DF	Batch	Prepared	Analyzed	Chemist
Hexachlorocyclopentadiene	ND		ug/Kg	1,300	1	287575	04/15/22	04/18/22	HQN
2,4,6-Trichlorophenol	ND		ug/Kg	280	1	287575	04/15/22	04/18/22	HQN
2,4,5-Trichlorophenol	ND		ug/Kg	280	1	287575	04/15/22	04/18/22	HQN
2-Chloronaphthalene	ND		ug/Kg	280	1	287575	04/15/22	04/18/22	HQN
2-Nitroaniline	ND		ug/Kg	280	1	287575	04/15/22	04/18/22	HQN
Dimethylphthalate	ND		ug/Kg	280	1	287575	04/15/22	04/18/22	HQN
Acenaphthylene	ND		ug/Kg	280	1	287575	04/15/22	04/18/22	HQN
2,6-Dinitrotoluene	ND		ug/Kg	280	1	287575	04/15/22	04/18/22	HQN
3-Nitroaniline	ND		ug/Kg	280	1	287575	04/15/22	04/18/22	HQN
Acenaphthene	ND		ug/Kg	280	1	287575	04/15/22	04/18/22	HQN
2,4-Dinitrophenol	ND		ug/Kg	1,300	1	287575	04/15/22	04/18/22	HQN
4-Nitrophenol	ND		ug/Kg	280	1	287575	04/15/22	04/18/22	HQN
Dibenzofuran	ND		ug/Kg	280	1	287575	04/15/22	04/18/22	HQN
2,4-Dinitrotoluene	ND		ug/Kg	280	1	287575	04/15/22	04/18/22	HQN
Diethylphthalate	ND		ug/Kg	280	1	287575	04/15/22	04/18/22	HQN
Fluorene	ND		ug/Kg	280	1	287575	04/15/22	04/18/22	HQN
4-Chlorophenyl-phenylether	ND		ug/Kg	280	1	287575	04/15/22	04/18/22	HQN
4-Nitroaniline	ND		ug/Kg	280	1	287575	04/15/22	04/18/22	HQN
4,6-Dinitro-2-methylphenol	ND		ug/Kg	280	1	287575	04/15/22	04/18/22	HQN
N-Nitrosodiphenylamine	ND		ug/Kg	280	1	287575	04/15/22	04/18/22	HQN
1,2-diphenylhydrazine (as azobenzene)	ND		ug/Kg	280	1	287575	04/15/22	04/18/22	HQN
4-Bromophenyl-phenylether	ND		ug/Kg	280	1	287575	04/15/22	04/18/22	HQN
Hexachlorobenzene	ND		ug/Kg	280	1	287575	04/15/22	04/18/22	HQN
Pentachlorophenol	ND		ug/Kg	1,300	1	287575	04/15/22	04/18/22	HQN
Phenanthrene	ND		ug/Kg	280	1	287575	04/15/22	04/18/22	HQN
Anthracene	ND		ug/Kg	280	1	287575	04/15/22	04/18/22	HQN
Di-n-butylphthalate	ND		ug/Kg	280	1	287575	04/15/22	04/18/22	HQN
Fluoranthene	ND		ug/Kg	280	1	287575	04/15/22	04/18/22	HQN
Benzidine	ND		ug/Kg	1,300	1	287575	04/15/22	04/18/22	HQN
Pyrene	ND		ug/Kg	280	1	287575	04/15/22	04/18/22	HQN
Butylbenzylphthalate	ND		ug/Kg	280	1	287575	04/15/22	04/18/22	HQN
3,3'-Dichlorobenzidine	ND		ug/Kg	1,300	1	287575	04/15/22	04/18/22	HQN
Benzo(a)anthracene	ND		ug/Kg	280	1	287575	04/15/22	04/18/22	HQN
Chrysene	ND		ug/Kg	280	1	287575	04/15/22	04/18/22	HQN
bis(2-Ethylhexyl)phthalate	ND		ug/Kg	280	1	287575	04/15/22	04/18/22	HQN
Di-n-octylphthalate	ND		ug/Kg	280	1	287575	04/15/22	04/18/22	HQN
Benzo(b)fluoranthene	ND		ug/Kg	280	1	287575	04/15/22	04/18/22	HQN
Benzo(k)fluoranthene	ND		ug/Kg	280	1	287575	04/15/22	04/18/22	HQN
Benzo(a)pyrene	ND		ug/Kg	280	1	287575	04/15/22	04/18/22	HQN
Indeno(1,2,3-cd)pyrene	ND		ug/Kg	280	1	287575	04/15/22	04/18/22	HQN
Dibenz(a,h)anthracene	ND		ug/Kg	280	1	287575	04/15/22	04/18/22	HQN
Benzo(g,h,i)perylene	ND		ug/Kg	280	1	287575	04/15/22	04/18/22	HQN
Surrogates				**Limits**					
2-Fluorophenol	75%		%REC	29-120	1	287575	04/15/22	04/18/22	HQN
Phenol-d6	78%		%REC	30-120	1	287575	04/15/22	04/18/22	HQN
2,4,6-Tribromophenol	74%		%REC	32-120	1	287575	04/15/22	04/18/22	HQN

Results for any subcontracted analyses are not included in this section.

ENTHALPY ANALYTICAL

Analysis Results for 461330

461330-017 Analyte	Result	Qual	Units	RL	DF	Batch	Prepared	Analyzed	Chemist
Nitrobenzene-d5	77%		%REC	33-120	1	287575	04/15/22	04/18/22	HQN
2-Fluorobiphenyl	68%		%REC	39-120	1	287575	04/15/22	04/18/22	HQN
Terphenyl-d14	67%		%REC	44-125	1	287575	04/15/22	04/18/22	HQN

Results for any subcontracted analyses are not included in this section.

ENTHALPY ANALYTICAL

Analysis Results for 461330

Sample ID: SSJ-06-2.5	Lab ID: 461330-018	Collected: 04/12/22 14:20
	Matrix: Soil	Basis: Dry

461330-018 Analyte	Result	Qual	Units	RL	DF	Batch	Prepared	Analyzed	Chemist
Method: ASTM D2216 Prep Method: METHOD									
Moisture, Percent	**10**		%	1	1	287747	04/19/22	04/20/22	DNA
Method: EPA 6010B Prep Method: EPA 3050B									
Antimony	ND		mg/Kg	3.5	1.1	287531	04/14/22	04/15/22	SBW
Arsenic	**3.5**		mg/Kg	1.2	1.1	287531	04/14/22	04/15/22	SBW
Barium	**100**		mg/Kg	1.2	1.1	287531	04/14/22	04/15/22	SBW
Beryllium	ND		mg/Kg	0.58	1.1	287531	04/14/22	04/15/22	SBW
Cadmium	ND		mg/Kg	0.58	1.1	287531	04/14/22	04/15/22	SBW
Chromium	**15**		mg/Kg	1.2	1.1	287531	04/14/22	04/15/22	SBW
Cobalt	**2.0**		mg/Kg	0.58	1.1	287531	04/14/22	04/15/22	SBW
Copper	**8.6**		mg/Kg	1.2	1.1	287531	04/14/22	04/15/22	SBW
Lead	**7.3**		mg/Kg	1.2	1.1	287531	04/14/22	04/15/22	SBW
Molybdenum	ND		mg/Kg	1.2	1.1	287531	04/14/22	04/15/22	SBW
Nickel	**8.2**		mg/Kg	1.2	1.1	287531	04/14/22	04/15/22	SBW
Selenium	ND		mg/Kg	3.5	1.1	287531	04/14/22	04/15/22	SBW
Silver	ND		mg/Kg	0.58	1.1	287531	04/14/22	04/15/22	SBW
Thallium	ND		mg/Kg	3.5	1.1	287531	04/14/22	04/15/22	SBW
Vanadium	**12**		mg/Kg	1.2	1.1	287531	04/14/22	04/15/22	SBW
Zinc	**19**		mg/Kg	5.8	1.1	287531	04/14/22	04/15/22	SBW
Method: EPA 7471A Prep Method: METHOD									
Mercury	ND		mg/Kg	0.17	1.1	287595	04/14/22	04/18/22	SBW
Method: EPA 8015M Prep Method: EPA 3580									
DRO C10-C28	**120**		mg/Kg	11	1	287558	04/14/22	04/16/22	MES
ORO C28-C44	**45**		mg/Kg	22	1	287558	04/14/22	04/16/22	MES
Surrogates				**Limits**					
n-Triacontane	94%		%REC	70-130	1	287558	04/14/22	04/16/22	MES
Method: EPA 8260B Prep Method: EPA 5030B									
TPH Gasoline	ND		ug/Kg	110	1	287472	04/14/22	04/14/22	RAO
Freon 12	ND		ug/Kg	5.6	1	287472	04/14/22	04/14/22	RAO
Chloromethane	ND		ug/Kg	5.6	1	287472	04/14/22	04/14/22	RAO
Vinyl Chloride	ND		ug/Kg	5.6	1	287472	04/14/22	04/14/22	RAO
Bromomethane	ND		ug/Kg	5.6	1	287472	04/14/22	04/14/22	RAO
Chloroethane	ND		ug/Kg	5.6	1	287472	04/14/22	04/14/22	RAO
Trichlorofluoromethane	ND		ug/Kg	5.6	1	287472	04/14/22	04/14/22	RAO
Acetone	ND		ug/Kg	110	1	287472	04/14/22	04/14/22	RAO
Freon 113	ND		ug/Kg	5.6	1	287472	04/14/22	04/14/22	RAO
1,1-Dichloroethene	ND		ug/Kg	5.6	1	287472	04/14/22	04/14/22	RAO

Results for any subcontracted analyses are not included in this section.

ENTHALPY ANALYTICAL

Analysis Results for 461330

461330-018 Analyte	Result	Qual	Units	RL	DF	Batch	Prepared	Analyzed	Chemist
Methylene Chloride	ND		ug/Kg	5.6	1	287472	04/14/22	04/14/22	RAO
MTBE	ND		ug/Kg	5.6	1	287472	04/14/22	04/14/22	RAO
trans-1,2-Dichloroethene	ND		ug/Kg	5.6	1	287472	04/14/22	04/14/22	RAO
1,1-Dichloroethane	ND		ug/Kg	5.6	1	287472	04/14/22	04/14/22	RAO
2-Butanone	ND		ug/Kg	110	1	287472	04/14/22	04/14/22	RAO
cis-1,2-Dichloroethene	ND		ug/Kg	5.6	1	287472	04/14/22	04/14/22	RAO
2,2-Dichloropropane	ND		ug/Kg	5.6	1	287472	04/14/22	04/14/22	RAO
Chloroform	ND		ug/Kg	5.6	1	287472	04/14/22	04/14/22	RAO
Bromochloromethane	ND		ug/Kg	5.6	1	287472	04/14/22	04/14/22	RAO
1,1,1-Trichloroethane	ND		ug/Kg	5.6	1	287472	04/14/22	04/14/22	RAO
1,1-Dichloropropene	ND		ug/Kg	5.6	1	287472	04/14/22	04/14/22	RAO
Carbon Tetrachloride	ND		ug/Kg	5.6	1	287472	04/14/22	04/14/22	RAO
1,2-Dichloroethane	ND		ug/Kg	5.6	1	287472	04/14/22	04/14/22	RAO
Benzene	ND		ug/Kg	5.6	1	287472	04/14/22	04/14/22	RAO
Trichloroethene	ND		ug/Kg	5.6	1	287472	04/14/22	04/14/22	RAO
1,2-Dichloropropane	ND		ug/Kg	5.6	1	287472	04/14/22	04/14/22	RAO
Bromodichloromethane	ND		ug/Kg	5.6	1	287472	04/14/22	04/14/22	RAO
Dibromomethane	ND		ug/Kg	5.6	1	287472	04/14/22	04/14/22	RAO
4-Methyl-2-Pentanone	ND		ug/Kg	9.0	1	287472	04/14/22	04/14/22	RAO
cis-1,3-Dichloropropene	ND		ug/Kg	5.6	1	287472	04/14/22	04/14/22	RAO
Toluene	ND		ug/Kg	5.6	1	287472	04/14/22	04/14/22	RAO
trans-1,3-Dichloropropene	ND		ug/Kg	5.6	1	287472	04/14/22	04/14/22	RAO
1,1,2-Trichloroethane	ND		ug/Kg	5.6	1	287472	04/14/22	04/14/22	RAO
1,3-Dichloropropane	ND		ug/Kg	5.6	1	287472	04/14/22	04/14/22	RAO
Tetrachloroethene	ND		ug/Kg	5.6	1	287472	04/14/22	04/14/22	RAO
Dibromochloromethane	ND		ug/Kg	5.6	1	287472	04/14/22	04/14/22	RAO
1,2-Dibromoethane	ND		ug/Kg	5.6	1	287472	04/14/22	04/14/22	RAO
Chlorobenzene	ND		ug/Kg	5.6	1	287472	04/14/22	04/14/22	RAO
1,1,1,2-Tetrachloroethane	ND		ug/Kg	5.6	1	287472	04/14/22	04/14/22	RAO
Ethylbenzene	ND		ug/Kg	5.6	1	287472	04/14/22	04/14/22	RAO
m,p-Xylenes	ND		ug/Kg	11	1	287472	04/14/22	04/14/22	RAO
o-Xylene	ND		ug/Kg	5.6	1	287472	04/14/22	04/14/22	RAO
Styrene	ND		ug/Kg	5.6	1	287472	04/14/22	04/14/22	RAO
Bromoform	ND		ug/Kg	5.6	1	287472	04/14/22	04/14/22	RAO
Isopropylbenzene	ND		ug/Kg	5.6	1	287472	04/14/22	04/14/22	RAO
1,1,2,2-Tetrachloroethane	ND		ug/Kg	5.6	1	287472	04/14/22	04/14/22	RAO
1,2,3-Trichloropropane	ND		ug/Kg	5.6	1	287472	04/14/22	04/14/22	RAO
Propylbenzene	ND		ug/Kg	5.6	1	287472	04/14/22	04/14/22	RAO
Bromobenzene	ND		ug/Kg	5.6	1	287472	04/14/22	04/14/22	RAO
1,3,5-Trimethylbenzene	ND		ug/Kg	5.6	1	287472	04/14/22	04/14/22	RAO
2-Chlorotoluene	ND		ug/Kg	5.6	1	287472	04/14/22	04/14/22	RAO
4-Chlorotoluene	ND		ug/Kg	5.6	1	287472	04/14/22	04/14/22	RAO
tert-Butylbenzene	ND		ug/Kg	5.6	1	287472	04/14/22	04/14/22	RAO
1,2,4-Trimethylbenzene	ND		ug/Kg	5.6	1	287472	04/14/22	04/14/22	RAO
sec-Butylbenzene	ND		ug/Kg	5.6	1	287472	04/14/22	04/14/22	RAO
para-Isopropyl Toluene	ND		ug/Kg	5.6	1	287472	04/14/22	04/14/22	RAO

Results for any subcontracted analyses are not included in this section.

ENTHALPY ANALYTICAL

Analysis Results for 461330

461330-018 Analyte	Result	Qual	Units	RL	DF	Batch	Prepared	Analyzed	Chemist
1,3-Dichlorobenzene	ND		ug/Kg	5.6	1	287472	04/14/22	04/14/22	RAO
1,4-Dichlorobenzene	ND		ug/Kg	5.6	1	287472	04/14/22	04/14/22	RAO
n-Butylbenzene	ND		ug/Kg	5.6	1	287472	04/14/22	04/14/22	RAO
1,2-Dichlorobenzene	ND		ug/Kg	5.6	1	287472	04/14/22	04/14/22	RAO
1,2-Dibromo-3-Chloropropane	ND		ug/Kg	5.6	1	287472	04/14/22	04/14/22	RAO
1,2,4-Trichlorobenzene	ND		ug/Kg	5.6	1	287472	04/14/22	04/14/22	RAO
Hexachlorobutadiene	ND		ug/Kg	5.6	1	287472	04/14/22	04/14/22	RAO
Naphthalene	ND		ug/Kg	5.6	1	287472	04/14/22	04/14/22	RAO
1,2,3-Trichlorobenzene	ND		ug/Kg	5.6	1	287472	04/14/22	04/14/22	RAO
Surrogates				**Limits**					
Dibromofluoromethane	106%		%REC	70-145	1	287472	04/14/22	04/14/22	RAO
1,2-Dichloroethane-d4	99%		%REC	70-145	1	287472	04/14/22	04/14/22	RAO
Toluene-d8	106%		%REC	70-145	1	287472	04/14/22	04/14/22	RAO
Bromofluorobenzene	100%		%REC	70-145	1	287472	04/14/22	04/14/22	RAO
Method: EPA 8270C Prep Method: EPA 3546									
Carbazole	ND		ug/Kg	280	1	287575	04/15/22	04/20/22	HQN
1-Methylnaphthalene	ND		ug/Kg	280	1	287575	04/15/22	04/20/22	HQN
Pyridine	ND		ug/Kg	280	1	287575	04/15/22	04/20/22	HQN
N-Nitrosodimethylamine	ND		ug/Kg	280	1	287575	04/15/22	04/20/22	HQN
Phenol	ND		ug/Kg	280	1	287575	04/15/22	04/20/22	HQN
Aniline	ND		ug/Kg	280	1	287575	04/15/22	04/20/22	HQN
bis(2-Chloroethyl)ether	ND		ug/Kg	1,300	1	287575	04/15/22	04/20/22	HQN
2-Chlorophenol	ND		ug/Kg	280	1	287575	04/15/22	04/20/22	HQN
1,3-Dichlorobenzene	ND		ug/Kg	280	1	287575	04/15/22	04/20/22	HQN
1,4-Dichlorobenzene	ND		ug/Kg	280	1	287575	04/15/22	04/20/22	HQN
Benzyl alcohol	ND		ug/Kg	280	1	287575	04/15/22	04/20/22	HQN
1,2-Dichlorobenzene	ND		ug/Kg	280	1	287575	04/15/22	04/20/22	HQN
2-Methylphenol	ND		ug/Kg	280	1	287575	04/15/22	04/20/22	HQN
bis(2-Chloroisopropyl) ether	ND		ug/Kg	280	1	287575	04/15/22	04/20/22	HQN
3-,4-Methylphenol	ND		ug/Kg	440	1	287575	04/15/22	04/20/22	HQN
N-Nitroso-di-n-propylamine	ND		ug/Kg	280	1	287575	04/15/22	04/20/22	HQN
Hexachloroethane	ND		ug/Kg	280	1	287575	04/15/22	04/20/22	HQN
Nitrobenzene	ND		ug/Kg	1,300	1	287575	04/15/22	04/20/22	HQN
Isophorone	ND		ug/Kg	280	1	287575	04/15/22	04/20/22	HQN
2-Nitrophenol	ND		ug/Kg	280	1	287575	04/15/22	04/20/22	HQN
2,4-Dimethylphenol	ND		ug/Kg	280	1	287575	04/15/22	04/20/22	HQN
Benzoic acid	ND		ug/Kg	1,300	1	287575	04/15/22	04/20/22	HQN
bis(2-Chloroethoxy)methane	ND		ug/Kg	280	1	287575	04/15/22	04/20/22	HQN
2,4-Dichlorophenol	ND		ug/Kg	280	1	287575	04/15/22	04/20/22	HQN
1,2,4-Trichlorobenzene	ND		ug/Kg	280	1	287575	04/15/22	04/20/22	HQN
Naphthalene	ND		ug/Kg	280	1	287575	04/15/22	04/20/22	HQN
4-Chloroaniline	ND		ug/Kg	280	1	287575	04/15/22	04/20/22	HQN
Hexachlorobutadiene	ND		ug/Kg	280	1	287575	04/15/22	04/20/22	HQN
4-Chloro-3-methylphenol	ND		ug/Kg	280	1	287575	04/15/22	04/20/22	HQN
2-Methylnaphthalene	ND		ug/Kg	280	1	287575	04/15/22	04/20/22	HQN

Results for any subcontracted analyses are not included in this section.

ENTHALPY ANALYTICAL

Analysis Results for 461330

461330-018 Analyte	Result	Qual	Units	RL	DF	Batch	Prepared	Analyzed	Chemist
Hexachlorocyclopentadiene	ND		ug/Kg	1,300	1	287575	04/15/22	04/20/22	HQN
2,4,6-Trichlorophenol	ND		ug/Kg	280	1	287575	04/15/22	04/20/22	HQN
2,4,5-Trichlorophenol	ND		ug/Kg	280	1	287575	04/15/22	04/20/22	HQN
2-Chloronaphthalene	ND		ug/Kg	280	1	287575	04/15/22	04/20/22	HQN
2-Nitroaniline	ND		ug/Kg	280	1	287575	04/15/22	04/20/22	HQN
Dimethylphthalate	ND		ug/Kg	280	1	287575	04/15/22	04/20/22	HQN
Acenaphthylene	ND		ug/Kg	280	1	287575	04/15/22	04/20/22	HQN
2,6-Dinitrotoluene	ND		ug/Kg	280	1	287575	04/15/22	04/20/22	HQN
3-Nitroaniline	ND		ug/Kg	280	1	287575	04/15/22	04/20/22	HQN
Acenaphthene	ND		ug/Kg	280	1	287575	04/15/22	04/20/22	HQN
2,4-Dinitrophenol	ND		ug/Kg	1,300	1	287575	04/15/22	04/20/22	HQN
4-Nitrophenol	ND		ug/Kg	280	1	287575	04/15/22	04/20/22	HQN
Dibenzofuran	ND		ug/Kg	280	1	287575	04/15/22	04/20/22	HQN
2,4-Dinitrotoluene	ND		ug/Kg	280	1	287575	04/15/22	04/20/22	HQN
Diethylphthalate	ND		ug/Kg	280	1	287575	04/15/22	04/20/22	HQN
Fluorene	ND		ug/Kg	280	1	287575	04/15/22	04/20/22	HQN
4-Chlorophenyl-phenylether	ND		ug/Kg	280	1	287575	04/15/22	04/20/22	HQN
4-Nitroaniline	ND		ug/Kg	280	1	287575	04/15/22	04/20/22	HQN
4,6-Dinitro-2-methylphenol	ND		ug/Kg	280	1	287575	04/15/22	04/20/22	HQN
N-Nitrosodiphenylamine	ND		ug/Kg	280	1	287575	04/15/22	04/20/22	HQN
1,2-diphenylhydrazine (as azobenzene)	ND		ug/Kg	280	1	287575	04/15/22	04/20/22	HQN
4-Bromophenyl-phenylether	ND		ug/Kg	280	1	287575	04/15/22	04/20/22	HQN
Hexachlorobenzene	ND		ug/Kg	280	1	287575	04/15/22	04/20/22	HQN
Pentachlorophenol	ND		ug/Kg	1,300	1	287575	04/15/22	04/20/22	HQN
Phenanthrene	ND		ug/Kg	280	1	287575	04/15/22	04/20/22	HQN
Anthracene	ND		ug/Kg	280	1	287575	04/15/22	04/20/22	HQN
Di-n-butylphthalate	ND		ug/Kg	280	1	287575	04/15/22	04/20/22	HQN
Fluoranthene	ND		ug/Kg	280	1	287575	04/15/22	04/20/22	HQN
Benzidine	ND		ug/Kg	1,300	1	287575	04/15/22	04/20/22	HQN
Pyrene	ND		ug/Kg	280	1	287575	04/15/22	04/20/22	HQN
Butylbenzylphthalate	ND		ug/Kg	280	1	287575	04/15/22	04/20/22	HQN
3,3'-Dichlorobenzidine	ND		ug/Kg	1,300	1	287575	04/15/22	04/20/22	HQN
Benzo(a)anthracene	ND		ug/Kg	280	1	287575	04/15/22	04/20/22	HQN
Chrysene	ND		ug/Kg	280	1	287575	04/15/22	04/20/22	HQN
bis(2-Ethylhexyl)phthalate	ND		ug/Kg	280	1	287575	04/15/22	04/20/22	HQN
Di-n-octylphthalate	ND		ug/Kg	280	1	287575	04/15/22	04/20/22	HQN
Benzo(b)fluoranthene	ND		ug/Kg	280	1	287575	04/15/22	04/20/22	HQN
Benzo(k)fluoranthene	ND		ug/Kg	280	1	287575	04/15/22	04/20/22	HQN
Benzo(a)pyrene	ND		ug/Kg	280	1	287575	04/15/22	04/20/22	HQN
Indeno(1,2,3-cd)pyrene	ND		ug/Kg	280	1	287575	04/15/22	04/20/22	HQN
Dibenz(a,h)anthracene	ND		ug/Kg	280	1	287575	04/15/22	04/20/22	HQN
Benzo(g,h,i)perylene	ND		ug/Kg	280	1	287575	04/15/22	04/20/22	HQN
Surrogates				**Limits**					
2-Fluorophenol	80%		%REC	29-120	1	287575	04/15/22	04/20/22	HQN
Phenol-d6	79%		%REC	30-120	1	287575	04/15/22	04/20/22	HQN
2,4,6-Tribromophenol	71%		%REC	32-120	1	287575	04/15/22	04/20/22	HQN

Results for any subcontracted analyses are not included in this section.

ENTHALPY ANALYTICAL

Analysis Results for 461330

461330-018 Analyte	Result	Qual	Units	RL	DF	Batch	Prepared	Analyzed	Chemist
Nitrobenzene-d5	77%		%REC	33-120	1	287575	04/15/22	04/20/22	HQN
2-Fluorobiphenyl	72%		%REC	39-120	1	287575	04/15/22	04/20/22	HQN
Terphenyl-d14	83%		%REC	44-125	1	287575	04/15/22	04/20/22	HQN

Results for any subcontracted analyses are not included in this section.

ENTHALPY ANALYTICAL

Analysis Results for 461330

Sample ID: SSJ-06-5	Lab ID: 461330-019	Collected: 04/12/22 14:25
	Matrix: Soil	Basis: Dry

461330-019 Analyte	Result	Qual	Units	RL	DF	Batch	Prepared	Analyzed	Chemist
Method: ASTM D2216 Prep Method: METHOD									
Moisture, Percent	**26**		%	1	1	287747	04/19/22	04/20/22	DNA
Method: EPA 6010B Prep Method: EPA 3050B									
Antimony	ND		mg/Kg	4.1	1	287531	04/14/22	04/15/22	SBW
Arsenic	**25**		mg/Kg	1.4	1	287531	04/14/22	04/15/22	SBW
Barium	**350**		mg/Kg	1.4	1	287531	04/14/22	04/15/22	SBW
Beryllium	ND		mg/Kg	0.68	1	287531	04/14/22	04/15/22	SBW
Cadmium	ND		mg/Kg	0.68	1	287531	04/14/22	04/15/22	SBW
Chromium	**75**		mg/Kg	1.4	1	287531	04/14/22	04/15/22	SBW
Cobalt	**16**		mg/Kg	0.68	1	287531	04/14/22	04/15/22	SBW
Copper	**72**		mg/Kg	1.4	1	287531	04/14/22	04/15/22	SBW
Lead	**190**		mg/Kg	1.4	1	287531	04/14/22	04/15/22	SBW
Molybdenum	**2.2**		mg/Kg	1.4	1	287531	04/14/22	04/15/22	SBW
Nickel	**110**		mg/Kg	1.4	1	287531	04/14/22	04/15/22	SBW
Selenium	ND		mg/Kg	4.1	1	287531	04/14/22	04/15/22	SBW
Silver	ND		mg/Kg	0.68	1	287531	04/14/22	04/15/22	SBW
Thallium	ND		mg/Kg	4.1	1	287531	04/14/22	04/15/22	SBW
Vanadium	**43**		mg/Kg	1.4	1	287531	04/14/22	04/15/22	SBW
Zinc	**340**		mg/Kg	6.8	1	287531	04/14/22	04/15/22	SBW
Method: EPA 7471A Prep Method: METHOD									
Mercury	**1.5**		mg/Kg	0.21	1.1	287601	04/15/22	04/15/22	SBW
Method: EPA 8015M Prep Method: EPA 3580									
DRO C10-C28	**25**		mg/Kg	14	1	287558	04/14/22	04/16/22	MES
ORO C28-C44	**30**		mg/Kg	27	1	287558	04/14/22	04/16/22	MES
Surrogates				**Limits**					
n-Triacontane	88%		%REC	70-130	1	287558	04/14/22	04/16/22	MES
Method: EPA 8260B Prep Method: EPA 5030B									
TPH Gasoline	**11,000**		ug/Kg	680	5	287640	04/16/22	04/16/22	TCN
Freon 12	ND		ug/Kg	34	5	287640	04/16/22	04/16/22	TCN
Chloromethane	ND		ug/Kg	34	5	287640	04/16/22	04/16/22	TCN
Vinyl Chloride	ND		ug/Kg	34	5	287640	04/16/22	04/16/22	TCN
Bromomethane	ND		ug/Kg	34	5	287640	04/16/22	04/16/22	TCN
Chloroethane	ND		ug/Kg	34	5	287640	04/16/22	04/16/22	TCN
Trichlorofluoromethane	ND		ug/Kg	34	5	287640	04/16/22	04/16/22	TCN
Acetone	ND		ug/Kg	680	5	287640	04/16/22	04/16/22	TCN
Freon 113	ND		ug/Kg	34	5	287640	04/16/22	04/16/22	TCN
1,1-Dichloroethene	ND		ug/Kg	34	5	287640	04/16/22	04/16/22	TCN

Results for any subcontracted analyses are not included in this section.

ENTHALPY ANALYTICAL

Analysis Results for 461330

461330-019 Analyte	Result	Qual	Units	RL	DF	Batch	Prepared	Analyzed	Chemist
Methylene Chloride	ND		ug/Kg	34	5	287640	04/16/22	04/16/22	TCN
MTBE	ND		ug/Kg	34	5	287640	04/16/22	04/16/22	TCN
trans-1,2-Dichloroethene	ND		ug/Kg	34	5	287640	04/16/22	04/16/22	TCN
1,1-Dichloroethane	ND		ug/Kg	34	5	287640	04/16/22	04/16/22	TCN
2-Butanone	ND		ug/Kg	680	5	287640	04/16/22	04/16/22	TCN
cis-1,2-Dichloroethene	ND		ug/Kg	34	5	287640	04/16/22	04/16/22	TCN
2,2-Dichloropropane	ND		ug/Kg	34	5	287640	04/16/22	04/16/22	TCN
Chloroform	ND		ug/Kg	34	5	287640	04/16/22	04/16/22	TCN
Bromochloromethane	ND		ug/Kg	34	5	287640	04/16/22	04/16/22	TCN
1,1,1-Trichloroethane	ND		ug/Kg	34	5	287640	04/16/22	04/16/22	TCN
1,1-Dichloropropene	ND		ug/Kg	34	5	287640	04/16/22	04/16/22	TCN
Carbon Tetrachloride	ND		ug/Kg	34	5	287640	04/16/22	04/16/22	TCN
1,2-Dichloroethane	ND		ug/Kg	34	5	287640	04/16/22	04/16/22	TCN
Benzene	ND		ug/Kg	34	5	287640	04/16/22	04/16/22	TCN
Trichloroethene	ND		ug/Kg	34	5	287640	04/16/22	04/16/22	TCN
1,2-Dichloropropane	ND		ug/Kg	34	5	287640	04/16/22	04/16/22	TCN
Bromodichloromethane	ND		ug/Kg	34	5	287640	04/16/22	04/16/22	TCN
Dibromomethane	ND		ug/Kg	34	5	287640	04/16/22	04/16/22	TCN
4-Methyl-2-Pentanone	ND		ug/Kg	34	5	287640	04/16/22	04/16/22	TCN
cis-1,3-Dichloropropene	ND		ug/Kg	34	5	287640	04/16/22	04/16/22	TCN
Toluene	ND		ug/Kg	34	5	287640	04/16/22	04/16/22	TCN
trans-1,3-Dichloropropene	ND		ug/Kg	34	5	287640	04/16/22	04/16/22	TCN
1,1,2-Trichloroethane	ND		ug/Kg	34	5	287640	04/16/22	04/16/22	TCN
1,3-Dichloropropane	ND		ug/Kg	34	5	287640	04/16/22	04/16/22	TCN
Tetrachloroethene	ND		ug/Kg	34	5	287640	04/16/22	04/16/22	TCN
Dibromochloromethane	ND		ug/Kg	34	5	287640	04/16/22	04/16/22	TCN
1,2-Dibromoethane	ND		ug/Kg	34	5	287640	04/16/22	04/16/22	TCN
Chlorobenzene	ND		ug/Kg	34	5	287640	04/16/22	04/16/22	TCN
1,1,1,2-Tetrachloroethane	ND		ug/Kg	34	5	287640	04/16/22	04/16/22	TCN
Ethylbenzene	**170**		ug/Kg	34	5	287640	04/16/22	04/16/22	TCN
m,p-Xylenes	**860**		ug/Kg	68	5	287640	04/16/22	04/16/22	TCN
o-Xylene	**130**		ug/Kg	34	5	287640	04/16/22	04/16/22	TCN
Styrene	ND		ug/Kg	34	5	287640	04/16/22	04/16/22	TCN
Bromoform	ND		ug/Kg	34	5	287640	04/16/22	04/16/22	TCN
Isopropylbenzene	ND		ug/Kg	34	5	287640	04/16/22	04/16/22	TCN
1,1,2,2-Tetrachloroethane	ND		ug/Kg	34	5	287640	04/16/22	04/16/22	TCN
1,2,3-Trichloropropane	ND		ug/Kg	34	5	287640	04/16/22	04/16/22	TCN
Propylbenzene	ND		ug/Kg	34	5	287640	04/16/22	04/16/22	TCN
Bromobenzene	ND		ug/Kg	34	5	287640	04/16/22	04/16/22	TCN
1,3,5-Trimethylbenzene	**120**		ug/Kg	34	5	287640	04/16/22	04/16/22	TCN
2-Chlorotoluene	ND		ug/Kg	34	5	287640	04/16/22	04/16/22	TCN
4-Chlorotoluene	ND		ug/Kg	34	5	287640	04/16/22	04/16/22	TCN
tert-Butylbenzene	ND		ug/Kg	34	5	287640	04/16/22	04/16/22	TCN
1,2,4-Trimethylbenzene	**160**		ug/Kg	34	5	287640	04/16/22	04/16/22	TCN
sec-Butylbenzene	ND		ug/Kg	34	5	287640	04/16/22	04/16/22	TCN
para-Isopropyl Toluene	**53**		ug/Kg	34	5	287640	04/16/22	04/16/22	TCN

Results for any subcontracted analyses are not included in this section.

ENTHALPY ANALYTICAL

Analysis Results for 461330

461330-019 Analyte	Result	Qual	Units	RL	DF	Batch	Prepared	Analyzed	Chemist
1,3-Dichlorobenzene	ND		ug/Kg	34	5	287640	04/16/22	04/16/22	TCN
1,4-Dichlorobenzene	ND		ug/Kg	34	5	287640	04/16/22	04/16/22	TCN
n-Butylbenzene	ND		ug/Kg	34	5	287640	04/16/22	04/16/22	TCN
1,2-Dichlorobenzene	ND		ug/Kg	34	5	287640	04/16/22	04/16/22	TCN
1,2-Dibromo-3-Chloropropane	ND		ug/Kg	34	5	287640	04/16/22	04/16/22	TCN
1,2,4-Trichlorobenzene	ND		ug/Kg	34	5	287640	04/16/22	04/16/22	TCN
Hexachlorobutadiene	ND		ug/Kg	34	5	287640	04/16/22	04/16/22	TCN
Naphthalene	ND		ug/Kg	34	5	287640	04/16/22	04/16/22	TCN
1,2,3-Trichlorobenzene	ND		ug/Kg	34	5	287640	04/16/22	04/16/22	TCN
Surrogates				**Limits**					
Dibromofluoromethane	97%		%REC	70-145	5	287640	04/16/22	04/16/22	TCN
1,2-Dichloroethane-d4	104%		%REC	70-145	5	287640	04/16/22	04/16/22	TCN
Toluene-d8	98%		%REC	70-145	5	287640	04/16/22	04/16/22	TCN
Bromofluorobenzene	97%		%REC	70-145	5	287640	04/16/22	04/16/22	TCN
Method: EPA 8270C Prep Method: EPA 3546									
Carbazole	ND		ug/Kg	340	1	287575	04/15/22	04/20/22	HQN
1-Methylnaphthalene	ND		ug/Kg	340	1	287575	04/15/22	04/20/22	HQN
Pyridine	ND		ug/Kg	340	1	287575	04/15/22	04/20/22	HQN
N-Nitrosodimethylamine	ND		ug/Kg	340	1	287575	04/15/22	04/20/22	HQN
Phenol	ND		ug/Kg	340	1	287575	04/15/22	04/20/22	HQN
Aniline	ND		ug/Kg	340	1	287575	04/15/22	04/20/22	HQN
bis(2-Chloroethyl)ether	ND		ug/Kg	1,600	1	287575	04/15/22	04/20/22	HQN
2-Chlorophenol	ND		ug/Kg	340	1	287575	04/15/22	04/20/22	HQN
1,3-Dichlorobenzene	ND		ug/Kg	340	1	287575	04/15/22	04/20/22	HQN
1,4-Dichlorobenzene	ND		ug/Kg	340	1	287575	04/15/22	04/20/22	HQN
Benzyl alcohol	ND		ug/Kg	340	1	287575	04/15/22	04/20/22	HQN
1,2-Dichlorobenzene	ND		ug/Kg	340	1	287575	04/15/22	04/20/22	HQN
2-Methylphenol	ND		ug/Kg	340	1	287575	04/15/22	04/20/22	HQN
bis(2-Chloroisopropyl) ether	ND		ug/Kg	340	1	287575	04/15/22	04/20/22	HQN
3-,4-Methylphenol	ND		ug/Kg	540	1	287575	04/15/22	04/20/22	HQN
N-Nitroso-di-n-propylamine	ND		ug/Kg	340	1	287575	04/15/22	04/20/22	HQN
Hexachloroethane	ND		ug/Kg	340	1	287575	04/15/22	04/20/22	HQN
Nitrobenzene	ND		ug/Kg	1,600	1	287575	04/15/22	04/20/22	HQN
Isophorone	ND		ug/Kg	340	1	287575	04/15/22	04/20/22	HQN
2-Nitrophenol	ND		ug/Kg	340	1	287575	04/15/22	04/20/22	HQN
2,4-Dimethylphenol	ND		ug/Kg	340	1	287575	04/15/22	04/20/22	HQN
Benzoic acid	ND		ug/Kg	1,600	1	287575	04/15/22	04/20/22	HQN
bis(2-Chloroethoxy)methane	ND		ug/Kg	340	1	287575	04/15/22	04/20/22	HQN
2,4-Dichlorophenol	ND		ug/Kg	340	1	287575	04/15/22	04/20/22	HQN
1,2,4-Trichlorobenzene	ND		ug/Kg	340	1	287575	04/15/22	04/20/22	HQN
Naphthalene	ND		ug/Kg	340	1	287575	04/15/22	04/20/22	HQN
4-Chloroaniline	ND		ug/Kg	340	1	287575	04/15/22	04/20/22	HQN
Hexachlorobutadiene	ND		ug/Kg	340	1	287575	04/15/22	04/20/22	HQN
4-Chloro-3-methylphenol	ND		ug/Kg	340	1	287575	04/15/22	04/20/22	HQN
2-Methylnaphthalene	ND		ug/Kg	340	1	287575	04/15/22	04/20/22	HQN

Results for any subcontracted analyses are not included in this section.

ENTHALPY ANALYTICAL

Analysis Results for 461330

461330-019 Analyte	Result	Qual	Units	RL	DF	Batch	Prepared	Analyzed	Chemist
Hexachlorocyclopentadiene	ND		ug/Kg	1,600	1	287575	04/15/22	04/20/22	HQN
2,4,6-Trichlorophenol	ND		ug/Kg	340	1	287575	04/15/22	04/20/22	HQN
2,4,5-Trichlorophenol	ND		ug/Kg	340	1	287575	04/15/22	04/20/22	HQN
2-Chloronaphthalene	ND		ug/Kg	340	1	287575	04/15/22	04/20/22	HQN
2-Nitroaniline	ND		ug/Kg	340	1	287575	04/15/22	04/20/22	HQN
Dimethylphthalate	ND		ug/Kg	340	1	287575	04/15/22	04/20/22	HQN
Acenaphthylene	ND		ug/Kg	340	1	287575	04/15/22	04/20/22	HQN
2,6-Dinitrotoluene	ND		ug/Kg	340	1	287575	04/15/22	04/20/22	HQN
3-Nitroaniline	ND		ug/Kg	340	1	287575	04/15/22	04/20/22	HQN
Acenaphthene	ND		ug/Kg	340	1	287575	04/15/22	04/20/22	HQN
2,4-Dinitrophenol	ND		ug/Kg	1,600	1	287575	04/15/22	04/20/22	HQN
4-Nitrophenol	ND		ug/Kg	340	1	287575	04/15/22	04/20/22	HQN
Dibenzofuran	ND		ug/Kg	340	1	287575	04/15/22	04/20/22	HQN
2,4-Dinitrotoluene	ND		ug/Kg	340	1	287575	04/15/22	04/20/22	HQN
Diethylphthalate	ND		ug/Kg	340	1	287575	04/15/22	04/20/22	HQN
Fluorene	ND		ug/Kg	340	1	287575	04/15/22	04/20/22	HQN
4-Chlorophenyl-phenylether	ND		ug/Kg	340	1	287575	04/15/22	04/20/22	HQN
4-Nitroaniline	ND		ug/Kg	340	1	287575	04/15/22	04/20/22	HQN
4,6-Dinitro-2-methylphenol	ND		ug/Kg	340	1	287575	04/15/22	04/20/22	HQN
N-Nitrosodiphenylamine	ND		ug/Kg	340	1	287575	04/15/22	04/20/22	HQN
1,2-diphenylhydrazine (as azobenzene)	ND		ug/Kg	340	1	287575	04/15/22	04/20/22	HQN
4-Bromophenyl-phenylether	ND		ug/Kg	340	1	287575	04/15/22	04/20/22	HQN
Hexachlorobenzene	ND		ug/Kg	340	1	287575	04/15/22	04/20/22	HQN
Pentachlorophenol	ND		ug/Kg	1,600	1	287575	04/15/22	04/20/22	HQN
Phenanthrene	ND		ug/Kg	340	1	287575	04/15/22	04/20/22	HQN
Anthracene	ND		ug/Kg	340	1	287575	04/15/22	04/20/22	HQN
Di-n-butylphthalate	ND		ug/Kg	340	1	287575	04/15/22	04/20/22	HQN
Fluoranthene	ND		ug/Kg	340	1	287575	04/15/22	04/20/22	HQN
Benzidine	ND		ug/Kg	1,600	1	287575	04/15/22	04/20/22	HQN
Pyrene	ND		ug/Kg	340	1	287575	04/15/22	04/20/22	HQN
Butylbenzylphthalate	ND		ug/Kg	340	1	287575	04/15/22	04/20/22	HQN
3,3'-Dichlorobenzidine	ND		ug/Kg	1,600	1	287575	04/15/22	04/20/22	HQN
Benzo(a)anthracene	ND		ug/Kg	340	1	287575	04/15/22	04/20/22	HQN
Chrysene	ND		ug/Kg	340	1	287575	04/15/22	04/20/22	HQN
bis(2-Ethylhexyl)phthalate	ND		ug/Kg	340	1	287575	04/15/22	04/20/22	HQN
Di-n-octylphthalate	ND		ug/Kg	340	1	287575	04/15/22	04/20/22	HQN
Benzo(b)fluoranthene	ND		ug/Kg	340	1	287575	04/15/22	04/20/22	HQN
Benzo(k)fluoranthene	ND		ug/Kg	340	1	287575	04/15/22	04/20/22	HQN
Benzo(a)pyrene	ND		ug/Kg	340	1	287575	04/15/22	04/20/22	HQN
Indeno(1,2,3-cd)pyrene	ND		ug/Kg	340	1	287575	04/15/22	04/20/22	HQN
Dibenz(a,h)anthracene	ND		ug/Kg	340	1	287575	04/15/22	04/20/22	HQN
Benzo(g,h,i)perylene	ND		ug/Kg	340	1	287575	04/15/22	04/20/22	HQN
Surrogates				**Limits**					
2-Fluorophenol	74%		%REC	29-120	1	287575	04/15/22	04/20/22	HQN
Phenol-d6	76%		%REC	30-120	1	287575	04/15/22	04/20/22	HQN
2,4,6-Tribromophenol	78%		%REC	32-120	1	287575	04/15/22	04/20/22	HQN

Results for any subcontracted analyses are not included in this section.

ENTHALPY ANALYTICAL

Analysis Results for 461330

461330-019 Analyte	Result	Qual	Units	RL	DF	Batch	Prepared	Analyzed	Chemist
Nitrobenzene-d5	77%		%REC	33-120	1	287575	04/15/22	04/20/22	HQN
2-Fluorobiphenyl	71%		%REC	39-120	1	287575	04/15/22	04/20/22	HQN
Terphenyl-d14	87%		%REC	44-125	1	287575	04/15/22	04/20/22	HQN

Results for any subcontracted analyses are not included in this section.

ENTHALPY ANALYTICAL

Analysis Results for 461330

Sample ID: SSJ-07-0.25	Lab ID: 461330-020	Collected: 04/12/22 14:45
	Matrix: Soil	Basis: Dry

461330-020 Analyte	Result	Qual	Units	RL	DF	Batch	Prepared	Analyzed	Chemist
Method: ASTM D2216 Prep Method: METHOD									
Moisture, Percent	**16**		%	1	1	287747	04/19/22	04/20/22	DNA
Method: EPA 6010B Prep Method: EPA 3050B									
Antimony	ND		mg/Kg	3.3	0.93	287531	04/14/22	04/15/22	SBW
Arsenic	**6.1**		mg/Kg	1.1	0.93	287531	04/14/22	04/15/22	SBW
Barium	**280**		mg/Kg	1.1	0.93	287531	04/14/22	04/15/22	SBW
Beryllium	ND		mg/Kg	0.55	0.93	287531	04/14/22	04/15/22	SBW
Cadmium	ND		mg/Kg	0.55	0.93	287531	04/14/22	04/15/22	SBW
Chromium	**72**		mg/Kg	1.1	0.93	287531	04/14/22	04/15/22	SBW
Cobalt	**16**		mg/Kg	0.55	0.93	287531	04/14/22	04/15/22	SBW
Copper	**52**		mg/Kg	1.1	0.93	287531	04/14/22	04/15/22	SBW
Lead	**50**		mg/Kg	1.1	0.93	287531	04/14/22	04/15/22	SBW
Molybdenum	ND		mg/Kg	1.1	0.93	287531	04/14/22	04/15/22	SBW
Nickel	**110**		mg/Kg	1.1	0.93	287531	04/14/22	04/15/22	SBW
Selenium	ND		mg/Kg	3.3	0.93	287531	04/14/22	04/15/22	SBW
Silver	ND		mg/Kg	0.55	0.93	287531	04/14/22	04/15/22	SBW
Thallium	ND		mg/Kg	3.3	0.93	287531	04/14/22	04/15/22	SBW
Vanadium	**49**		mg/Kg	1.1	0.93	287531	04/14/22	04/15/22	SBW
Zinc	**88**		mg/Kg	5.5	0.93	287531	04/14/22	04/15/22	SBW
Method: EPA 7471A Prep Method: METHOD									
Mercury	ND		mg/Kg	0.18	1.1	287601	04/15/22	04/15/22	SBW
Method: EPA 8015M Prep Method: EPA 3580									
DRO C10-C28	**30**		mg/Kg	12	1	287558	04/14/22	04/16/22	MES
ORO C28-C44	**38**		mg/Kg	24	1	287558	04/14/22	04/16/22	MES
Surrogates				**Limits**					
n-Triacontane	84%		%REC	70-130	1	287558	04/14/22	04/16/22	MES
Method: EPA 8260B Prep Method: EPA 5030B									
TPH Gasoline	ND		ug/Kg	120	1	287640	04/16/22	04/16/22	TCN
Freon 12	ND		ug/Kg	6.0	1	287640	04/16/22	04/16/22	TCN
Chloromethane	ND		ug/Kg	6.0	1	287640	04/16/22	04/16/22	TCN
Vinyl Chloride	ND		ug/Kg	6.0	1	287640	04/16/22	04/16/22	TCN
Bromomethane	ND		ug/Kg	6.0	1	287640	04/16/22	04/16/22	TCN
Chloroethane	ND		ug/Kg	6.0	1	287640	04/16/22	04/16/22	TCN
Trichlorofluoromethane	ND		ug/Kg	6.0	1	287640	04/16/22	04/16/22	TCN
Acetone	ND		ug/Kg	120	1	287640	04/16/22	04/16/22	TCN
Freon 113	ND		ug/Kg	6.0	1	287640	04/16/22	04/16/22	TCN
1,1-Dichloroethene	ND		ug/Kg	6.0	1	287640	04/16/22	04/16/22	TCN

Results for any subcontracted analyses are not included in this section.

ENTHALPY ANALYTICAL

Analysis Results for 461330

461330-020 Analyte	Result	Qual	Units	RL	DF	Batch	Prepared	Analyzed	Chemist
Methylene Chloride	ND		ug/Kg	6.0	1	287640	04/16/22	04/16/22	TCN
MTBE	ND		ug/Kg	6.0	1	287640	04/16/22	04/16/22	TCN
trans-1,2-Dichloroethene	ND		ug/Kg	6.0	1	287640	04/16/22	04/16/22	TCN
1,1-Dichloroethane	ND		ug/Kg	6.0	1	287640	04/16/22	04/16/22	TCN
2-Butanone	ND		ug/Kg	120	1	287640	04/16/22	04/16/22	TCN
cis-1,2-Dichloroethene	ND		ug/Kg	6.0	1	287640	04/16/22	04/16/22	TCN
2,2-Dichloropropane	ND		ug/Kg	6.0	1	287640	04/16/22	04/16/22	TCN
Chloroform	ND		ug/Kg	6.0	1	287640	04/16/22	04/16/22	TCN
Bromochloromethane	ND		ug/Kg	6.0	1	287640	04/16/22	04/16/22	TCN
1,1,1-Trichloroethane	ND		ug/Kg	6.0	1	287640	04/16/22	04/16/22	TCN
1,1-Dichloropropene	ND		ug/Kg	6.0	1	287640	04/16/22	04/16/22	TCN
Carbon Tetrachloride	ND		ug/Kg	6.0	1	287640	04/16/22	04/16/22	TCN
1,2-Dichloroethane	ND		ug/Kg	6.0	1	287640	04/16/22	04/16/22	TCN
Benzene	ND		ug/Kg	6.0	1	287640	04/16/22	04/16/22	TCN
Trichloroethene	ND		ug/Kg	6.0	1	287640	04/16/22	04/16/22	TCN
1,2-Dichloropropane	ND		ug/Kg	6.0	1	287640	04/16/22	04/16/22	TCN
Bromodichloromethane	ND		ug/Kg	6.0	1	287640	04/16/22	04/16/22	TCN
Dibromomethane	ND		ug/Kg	6.0	1	287640	04/16/22	04/16/22	TCN
4-Methyl-2-Pentanone	ND		ug/Kg	6.0	1	287640	04/16/22	04/16/22	TCN
cis-1,3-Dichloropropene	ND		ug/Kg	6.0	1	287640	04/16/22	04/16/22	TCN
Toluene	ND		ug/Kg	6.0	1	287640	04/16/22	04/16/22	TCN
trans-1,3-Dichloropropene	ND		ug/Kg	6.0	1	287640	04/16/22	04/16/22	TCN
1,1,2-Trichloroethane	ND		ug/Kg	6.0	1	287640	04/16/22	04/16/22	TCN
1,3-Dichloropropane	ND		ug/Kg	6.0	1	287640	04/16/22	04/16/22	TCN
Tetrachloroethene	ND		ug/Kg	6.0	1	287640	04/16/22	04/16/22	TCN
Dibromochloromethane	ND		ug/Kg	6.0	1	287640	04/16/22	04/16/22	TCN
1,2-Dibromoethane	ND		ug/Kg	6.0	1	287640	04/16/22	04/16/22	TCN
Chlorobenzene	ND		ug/Kg	6.0	1	287640	04/16/22	04/16/22	TCN
1,1,1,2-Tetrachloroethane	ND		ug/Kg	6.0	1	287640	04/16/22	04/16/22	TCN
Ethylbenzene	ND		ug/Kg	6.0	1	287640	04/16/22	04/16/22	TCN
m,p-Xylenes	ND		ug/Kg	12	1	287640	04/16/22	04/16/22	TCN
o-Xylene	ND		ug/Kg	6.0	1	287640	04/16/22	04/16/22	TCN
Styrene	ND		ug/Kg	6.0	1	287640	04/16/22	04/16/22	TCN
Bromoform	ND		ug/Kg	6.0	1	287640	04/16/22	04/16/22	TCN
Isopropylbenzene	ND		ug/Kg	6.0	1	287640	04/16/22	04/16/22	TCN
1,1,2,2-Tetrachloroethane	ND		ug/Kg	6.0	1	287640	04/16/22	04/16/22	TCN
1,2,3-Trichloropropane	ND		ug/Kg	6.0	1	287640	04/16/22	04/16/22	TCN
Propylbenzene	ND		ug/Kg	6.0	1	287640	04/16/22	04/16/22	TCN
Bromobenzene	ND		ug/Kg	6.0	1	287640	04/16/22	04/16/22	TCN
1,3,5-Trimethylbenzene	ND		ug/Kg	6.0	1	287640	04/16/22	04/16/22	TCN
2-Chlorotoluene	ND		ug/Kg	6.0	1	287640	04/16/22	04/16/22	TCN
4-Chlorotoluene	ND		ug/Kg	6.0	1	287640	04/16/22	04/16/22	TCN
tert-Butylbenzene	ND		ug/Kg	6.0	1	287640	04/16/22	04/16/22	TCN
1,2,4-Trimethylbenzene	ND		ug/Kg	6.0	1	287640	04/16/22	04/16/22	TCN
sec-Butylbenzene	ND		ug/Kg	6.0	1	287640	04/16/22	04/16/22	TCN
para-Isopropyl Toluene	ND		ug/Kg	6.0	1	287640	04/16/22	04/16/22	TCN

Results for any subcontracted analyses are not included in this section.

ENTHALPY ANALYTICAL

Analysis Results for 461330

461330-020 Analyte	Result	Qual	Units	RL	DF	Batch	Prepared	Analyzed	Chemist
1,3-Dichlorobenzene	ND		ug/Kg	6.0	1	287640	04/16/22	04/16/22	TCN
1,4-Dichlorobenzene	ND		ug/Kg	6.0	1	287640	04/16/22	04/16/22	TCN
n-Butylbenzene	ND		ug/Kg	6.0	1	287640	04/16/22	04/16/22	TCN
1,2-Dichlorobenzene	ND		ug/Kg	6.0	1	287640	04/16/22	04/16/22	TCN
1,2-Dibromo-3-Chloropropane	ND		ug/Kg	6.0	1	287640	04/16/22	04/16/22	TCN
1,2,4-Trichlorobenzene	ND		ug/Kg	6.0	1	287640	04/16/22	04/16/22	TCN
Hexachlorobutadiene	ND		ug/Kg	6.0	1	287640	04/16/22	04/16/22	TCN
Naphthalene	ND		ug/Kg	6.0	1	287640	04/16/22	04/16/22	TCN
1,2,3-Trichlorobenzene	ND		ug/Kg	6.0	1	287640	04/16/22	04/16/22	TCN
Surrogates				**Limits**					
Dibromofluoromethane	101%		%REC	70-145	1	287640	04/16/22	04/16/22	TCN
1,2-Dichloroethane-d4	110%		%REC	70-145	1	287640	04/16/22	04/16/22	TCN
Toluene-d8	97%		%REC	70-145	1	287640	04/16/22	04/16/22	TCN
Bromofluorobenzene	96%		%REC	70-145	1	287640	04/16/22	04/16/22	TCN
Method: EPA 8270C Prep Method: EPA 3546									
Carbazole	ND		ug/Kg	300	1	287575	04/15/22	04/20/22	HQN
1-Methylnaphthalene	ND		ug/Kg	300	1	287575	04/15/22	04/20/22	HQN
Pyridine	ND		ug/Kg	300	1	287575	04/15/22	04/20/22	HQN
N-Nitrosodimethylamine	ND		ug/Kg	300	1	287575	04/15/22	04/20/22	HQN
Phenol	ND		ug/Kg	300	1	287575	04/15/22	04/20/22	HQN
Aniline	ND		ug/Kg	300	1	287575	04/15/22	04/20/22	HQN
bis(2-Chloroethyl)ether	ND		ug/Kg	1,400	1	287575	04/15/22	04/20/22	HQN
2-Chlorophenol	ND		ug/Kg	300	1	287575	04/15/22	04/20/22	HQN
1,3-Dichlorobenzene	ND		ug/Kg	300	1	287575	04/15/22	04/20/22	HQN
1,4-Dichlorobenzene	ND		ug/Kg	300	1	287575	04/15/22	04/20/22	HQN
Benzyl alcohol	ND		ug/Kg	300	1	287575	04/15/22	04/20/22	HQN
1,2-Dichlorobenzene	ND		ug/Kg	300	1	287575	04/15/22	04/20/22	HQN
2-Methylphenol	ND		ug/Kg	300	1	287575	04/15/22	04/20/22	HQN
bis(2-Chloroisopropyl) ether	ND		ug/Kg	300	1	287575	04/15/22	04/20/22	HQN
3-,4-Methylphenol	ND		ug/Kg	480	1	287575	04/15/22	04/20/22	HQN
N-Nitroso-di-n-propylamine	ND		ug/Kg	300	1	287575	04/15/22	04/20/22	HQN
Hexachloroethane	ND		ug/Kg	300	1	287575	04/15/22	04/20/22	HQN
Nitrobenzene	ND		ug/Kg	1,400	1	287575	04/15/22	04/20/22	HQN
Isophorone	ND		ug/Kg	300	1	287575	04/15/22	04/20/22	HQN
2-Nitrophenol	ND		ug/Kg	300	1	287575	04/15/22	04/20/22	HQN
2,4-Dimethylphenol	ND		ug/Kg	300	1	287575	04/15/22	04/20/22	HQN
Benzoic acid	ND		ug/Kg	1,400	1	287575	04/15/22	04/20/22	HQN
bis(2-Chloroethoxy)methane	ND		ug/Kg	300	1	287575	04/15/22	04/20/22	HQN
2,4-Dichlorophenol	ND		ug/Kg	300	1	287575	04/15/22	04/20/22	HQN
1,2,4-Trichlorobenzene	ND		ug/Kg	300	1	287575	04/15/22	04/20/22	HQN
Naphthalene	ND		ug/Kg	300	1	287575	04/15/22	04/20/22	HQN
4-Chloroaniline	ND		ug/Kg	300	1	287575	04/15/22	04/20/22	HQN
Hexachlorobutadiene	ND		ug/Kg	300	1	287575	04/15/22	04/20/22	HQN
4-Chloro-3-methylphenol	ND		ug/Kg	300	1	287575	04/15/22	04/20/22	HQN
2-Methylnaphthalene	ND		ug/Kg	300	1	287575	04/15/22	04/20/22	HQN

Results for any subcontracted analyses are not included in this section.

ENTHALPY ANALYTICAL

Analysis Results for 461330

461330-020 Analyte	Result	Qual	Units	RL	DF	Batch	Prepared	Analyzed	Chemist
Hexachlorocyclopentadiene	ND		ug/Kg	1,400	1	287575	04/15/22	04/20/22	HQN
2,4,6-Trichlorophenol	ND		ug/Kg	300	1	287575	04/15/22	04/20/22	HQN
2,4,5-Trichlorophenol	ND		ug/Kg	300	1	287575	04/15/22	04/20/22	HQN
2-Chloronaphthalene	ND		ug/Kg	300	1	287575	04/15/22	04/20/22	HQN
2-Nitroaniline	ND		ug/Kg	300	1	287575	04/15/22	04/20/22	HQN
Dimethylphthalate	ND		ug/Kg	300	1	287575	04/15/22	04/20/22	HQN
Acenaphthylene	ND		ug/Kg	300	1	287575	04/15/22	04/20/22	HQN
2,6-Dinitrotoluene	ND		ug/Kg	300	1	287575	04/15/22	04/20/22	HQN
3-Nitroaniline	ND		ug/Kg	300	1	287575	04/15/22	04/20/22	HQN
Acenaphthene	ND		ug/Kg	300	1	287575	04/15/22	04/20/22	HQN
2,4-Dinitrophenol	ND		ug/Kg	1,400	1	287575	04/15/22	04/20/22	HQN
4-Nitrophenol	ND		ug/Kg	300	1	287575	04/15/22	04/20/22	HQN
Dibenzofuran	ND		ug/Kg	300	1	287575	04/15/22	04/20/22	HQN
2,4-Dinitrotoluene	ND		ug/Kg	300	1	287575	04/15/22	04/20/22	HQN
Diethylphthalate	ND		ug/Kg	300	1	287575	04/15/22	04/20/22	HQN
Fluorene	ND		ug/Kg	300	1	287575	04/15/22	04/20/22	HQN
4-Chlorophenyl-phenylether	ND		ug/Kg	300	1	287575	04/15/22	04/20/22	HQN
4-Nitroaniline	ND		ug/Kg	300	1	287575	04/15/22	04/20/22	HQN
4,6-Dinitro-2-methylphenol	ND		ug/Kg	300	1	287575	04/15/22	04/20/22	HQN
N-Nitrosodiphenylamine	ND		ug/Kg	300	1	287575	04/15/22	04/20/22	HQN
1,2-diphenylhydrazine (as azobenzene)	ND		ug/Kg	300	1	287575	04/15/22	04/20/22	HQN
4-Bromophenyl-phenylether	ND		ug/Kg	300	1	287575	04/15/22	04/20/22	HQN
Hexachlorobenzene	ND		ug/Kg	300	1	287575	04/15/22	04/20/22	HQN
Pentachlorophenol	ND		ug/Kg	1,400	1	287575	04/15/22	04/20/22	HQN
Phenanthrene	ND		ug/Kg	300	1	287575	04/15/22	04/20/22	HQN
Anthracene	ND		ug/Kg	300	1	287575	04/15/22	04/20/22	HQN
Di-n-butylphthalate	ND		ug/Kg	300	1	287575	04/15/22	04/20/22	HQN
Fluoranthene	ND		ug/Kg	300	1	287575	04/15/22	04/20/22	HQN
Benzidine	ND		ug/Kg	1,400	1	287575	04/15/22	04/20/22	HQN
Pyrene	ND		ug/Kg	300	1	287575	04/15/22	04/20/22	HQN
Butylbenzylphthalate	ND		ug/Kg	300	1	287575	04/15/22	04/20/22	HQN
3,3'-Dichlorobenzidine	ND		ug/Kg	1,400	1	287575	04/15/22	04/20/22	HQN
Benzo(a)anthracene	ND		ug/Kg	300	1	287575	04/15/22	04/20/22	HQN
Chrysene	ND		ug/Kg	300	1	287575	04/15/22	04/20/22	HQN
bis(2-Ethylhexyl)phthalate	ND		ug/Kg	300	1	287575	04/15/22	04/20/22	HQN
Di-n-octylphthalate	ND		ug/Kg	300	1	287575	04/15/22	04/20/22	HQN
Benzo(b)fluoranthene	ND		ug/Kg	300	1	287575	04/15/22	04/20/22	HQN
Benzo(k)fluoranthene	ND		ug/Kg	300	1	287575	04/15/22	04/20/22	HQN
Benzo(a)pyrene	ND		ug/Kg	300	1	287575	04/15/22	04/20/22	HQN
Indeno(1,2,3-cd)pyrene	ND		ug/Kg	300	1	287575	04/15/22	04/20/22	HQN
Dibenz(a,h)anthracene	ND		ug/Kg	300	1	287575	04/15/22	04/20/22	HQN
Benzo(g,h,i)perylene	ND		ug/Kg	300	1	287575	04/15/22	04/20/22	HQN
Surrogates				**Limits**					
2-Fluorophenol	68%		%REC	29-120	1	287575	04/15/22	04/20/22	HQN
Phenol-d6	70%		%REC	30-120	1	287575	04/15/22	04/20/22	HQN
2,4,6-Tribromophenol	68%		%REC	32-120	1	287575	04/15/22	04/20/22	HQN

Results for any subcontracted analyses are not included in this section.

ENTHALPY ANALYTICAL

Analysis Results for 461330

461330-020 Analyte	Result	Qual	Units	RL	DF	Batch	Prepared	Analyzed	Chemist
Nitrobenzene-d5	67%		%REC	33-120	1	287575	04/15/22	04/20/22	HQN
2-Fluorobiphenyl	63%		%REC	39-120	1	287575	04/15/22	04/20/22	HQN
Terphenyl-d14	71%		%REC	44-125	1	287575	04/15/22	04/20/22	HQN

Results for any subcontracted analyses are not included in this section.

ENTHALPY ANALYTICAL

Analysis Results for 461330

Sample ID: SSJ-07-2.5	Lab ID: 461330-021	Collected: 04/12/22 14:50
	Matrix: Soil	Basis: Dry

461330-021 Analyte	Result	Qual	Units	RL	DF	Batch	Prepared	Analyzed	Chemist
Method: ASTM D2216 Prep Method: METHOD									
Moisture, Percent	**13**		%	1	1	287747	04/19/22	04/20/22	DNA
Method: EPA 6010B Prep Method: EPA 3050B									
Antimony	ND		mg/Kg	3.8	1.1	287531	04/14/22	04/15/22	SBW
Arsenic	**12**		mg/Kg	1.3	1.1	287531	04/14/22	04/15/22	SBW
Barium	**310**		mg/Kg	1.3	1.1	287531	04/14/22	04/15/22	SBW
Beryllium	ND		mg/Kg	0.64	1.1	287531	04/14/22	04/15/22	SBW
Cadmium	ND		mg/Kg	0.64	1.1	287531	04/14/22	04/15/22	SBW
Chromium	**94**		mg/Kg	1.3	1.1	287531	04/14/22	04/15/22	SBW
Cobalt	**22**		mg/Kg	0.64	1.1	287531	04/14/22	04/15/22	SBW
Copper	**63**		mg/Kg	1.3	1.1	287531	04/14/22	04/15/22	SBW
Lead	**59**		mg/Kg	1.3	1.1	287531	04/14/22	04/15/22	SBW
Molybdenum	ND		mg/Kg	1.3	1.1	287531	04/14/22	04/15/22	SBW
Nickel	**140**		mg/Kg	1.3	1.1	287531	04/14/22	04/15/22	SBW
Selenium	ND		mg/Kg	3.8	1.1	287531	04/14/22	04/15/22	SBW
Silver	ND		mg/Kg	0.64	1.1	287531	04/14/22	04/15/22	SBW
Thallium	ND		mg/Kg	3.8	1.1	287531	04/14/22	04/15/22	SBW
Vanadium	**62**		mg/Kg	1.3	1.1	287531	04/14/22	04/15/22	SBW
Zinc	**140**		mg/Kg	6.4	1.1	287531	04/14/22	04/15/22	SBW
Method: EPA 7471A Prep Method: METHOD									
Mercury	ND		mg/Kg	0.19	1.2	287601	04/15/22	04/15/22	SBW
Method: EPA 8015M Prep Method: EPA 3580									
DRO C10-C28	**140**		mg/Kg	23	2	287558	04/14/22	04/16/22	MES
ORO C28-C44	**140**		mg/Kg	46	2	287558	04/14/22	04/16/22	MES
Surrogates				**Limits**					
n-Triacontane	78%		%REC	70-130	2	287558	04/14/22	04/16/22	MES
Method: EPA 8260B Prep Method: EPA 5030B									
TPH Gasoline	**190**		ug/Kg	110	1	287472	04/14/22	04/14/22	RAO
Freon 12	ND		ug/Kg	5.7	1	287472	04/14/22	04/14/22	RAO
Chloromethane	ND		ug/Kg	5.7	1	287472	04/14/22	04/14/22	RAO
Vinyl Chloride	ND		ug/Kg	5.7	1	287472	04/14/22	04/14/22	RAO
Bromomethane	ND		ug/Kg	5.7	1	287472	04/14/22	04/14/22	RAO
Chloroethane	ND		ug/Kg	5.7	1	287472	04/14/22	04/14/22	RAO
Trichlorofluoromethane	ND		ug/Kg	5.7	1	287472	04/14/22	04/14/22	RAO
Acetone	ND		ug/Kg	110	1	287472	04/14/22	04/14/22	RAO
Freon 113	ND		ug/Kg	5.7	1	287472	04/14/22	04/14/22	RAO
1,1-Dichloroethene	ND		ug/Kg	5.7	1	287472	04/14/22	04/14/22	RAO

Results for any subcontracted analyses are not included in this section.

ENTHALPY ANALYTICAL

Analysis Results for 461330

461330-021 Analyte	Result	Qual	Units	RL	DF	Batch	Prepared	Analyzed	Chemist
Methylene Chloride	ND		ug/Kg	5.7	1	287472	04/14/22	04/14/22	RAO
MTBE	ND		ug/Kg	5.7	1	287472	04/14/22	04/14/22	RAO
trans-1,2-Dichloroethene	ND		ug/Kg	5.7	1	287472	04/14/22	04/14/22	RAO
1,1-Dichloroethane	ND		ug/Kg	5.7	1	287472	04/14/22	04/14/22	RAO
2-Butanone	ND		ug/Kg	110	1	287472	04/14/22	04/14/22	RAO
cis-1,2-Dichloroethene	ND		ug/Kg	5.7	1	287472	04/14/22	04/14/22	RAO
2,2-Dichloropropane	ND		ug/Kg	5.7	1	287472	04/14/22	04/14/22	RAO
Chloroform	ND		ug/Kg	5.7	1	287472	04/14/22	04/14/22	RAO
Bromochloromethane	ND		ug/Kg	5.7	1	287472	04/14/22	04/14/22	RAO
1,1,1-Trichloroethane	ND		ug/Kg	5.7	1	287472	04/14/22	04/14/22	RAO
1,1-Dichloropropene	ND		ug/Kg	5.7	1	287472	04/14/22	04/14/22	RAO
Carbon Tetrachloride	ND		ug/Kg	5.7	1	287472	04/14/22	04/14/22	RAO
1,2-Dichloroethane	ND		ug/Kg	5.7	1	287472	04/14/22	04/14/22	RAO
Benzene	ND		ug/Kg	5.7	1	287472	04/14/22	04/14/22	RAO
Trichloroethene	ND		ug/Kg	5.7	1	287472	04/14/22	04/14/22	RAO
1,2-Dichloropropane	ND		ug/Kg	5.7	1	287472	04/14/22	04/14/22	RAO
Bromodichloromethane	ND		ug/Kg	5.7	1	287472	04/14/22	04/14/22	RAO
Dibromomethane	ND		ug/Kg	5.7	1	287472	04/14/22	04/14/22	RAO
4-Methyl-2-Pentanone	ND		ug/Kg	9.3	1	287472	04/14/22	04/14/22	RAO
cis-1,3-Dichloropropene	ND		ug/Kg	5.7	1	287472	04/14/22	04/14/22	RAO
Toluene	ND		ug/Kg	5.7	1	287472	04/14/22	04/14/22	RAO
trans-1,3-Dichloropropene	ND		ug/Kg	5.7	1	287472	04/14/22	04/14/22	RAO
1,1,2-Trichloroethane	ND		ug/Kg	5.7	1	287472	04/14/22	04/14/22	RAO
1,3-Dichloropropane	ND		ug/Kg	5.7	1	287472	04/14/22	04/14/22	RAO
Tetrachloroethene	ND		ug/Kg	5.7	1	287472	04/14/22	04/14/22	RAO
Dibromochloromethane	ND		ug/Kg	5.7	1	287472	04/14/22	04/14/22	RAO
1,2-Dibromoethane	ND		ug/Kg	5.7	1	287472	04/14/22	04/14/22	RAO
Chlorobenzene	ND		ug/Kg	5.7	1	287472	04/14/22	04/14/22	RAO
1,1,1,2-Tetrachloroethane	ND		ug/Kg	5.7	1	287472	04/14/22	04/14/22	RAO
Ethylbenzene	ND		ug/Kg	5.7	1	287472	04/14/22	04/14/22	RAO
m,p-Xylenes	ND		ug/Kg	11	1	287472	04/14/22	04/14/22	RAO
o-Xylene	ND		ug/Kg	5.7	1	287472	04/14/22	04/14/22	RAO
Styrene	ND		ug/Kg	5.7	1	287472	04/14/22	04/14/22	RAO
Bromoform	ND		ug/Kg	5.7	1	287472	04/14/22	04/14/22	RAO
Isopropylbenzene	ND		ug/Kg	5.7	1	287472	04/14/22	04/14/22	RAO
1,1,2,2-Tetrachloroethane	ND		ug/Kg	5.7	1	287472	04/14/22	04/14/22	RAO
1,2,3-Trichloropropane	ND		ug/Kg	5.7	1	287472	04/14/22	04/14/22	RAO
Propylbenzene	ND		ug/Kg	5.7	1	287472	04/14/22	04/14/22	RAO
Bromobenzene	ND		ug/Kg	5.7	1	287472	04/14/22	04/14/22	RAO
1,3,5-Trimethylbenzene	ND		ug/Kg	5.7	1	287472	04/14/22	04/14/22	RAO
2-Chlorotoluene	ND		ug/Kg	5.7	1	287472	04/14/22	04/14/22	RAO
4-Chlorotoluene	ND		ug/Kg	5.7	1	287472	04/14/22	04/14/22	RAO
tert-Butylbenzene	ND		ug/Kg	5.7	1	287472	04/14/22	04/14/22	RAO
1,2,4-Trimethylbenzene	ND		ug/Kg	5.7	1	287472	04/14/22	04/14/22	RAO
sec-Butylbenzene	ND		ug/Kg	5.7	1	287472	04/14/22	04/14/22	RAO
para-Isopropyl Toluene	ND		ug/Kg	5.7	1	287472	04/14/22	04/14/22	RAO

Results for any subcontracted analyses are not included in this section.

Analysis Results for 461330

461330-021 Analyte	Result	Qual	Units	RL	DF	Batch	Prepared	Analyzed	Chemist
1,3-Dichlorobenzene	ND		ug/Kg	5.7	1	287472	04/14/22	04/14/22	RAO
1,4-Dichlorobenzene	ND		ug/Kg	5.7	1	287472	04/14/22	04/14/22	RAO
n-Butylbenzene	ND		ug/Kg	5.7	1	287472	04/14/22	04/14/22	RAO
1,2-Dichlorobenzene	ND		ug/Kg	5.7	1	287472	04/14/22	04/14/22	RAO
1,2-Dibromo-3-Chloropropane	ND		ug/Kg	5.7	1	287472	04/14/22	04/14/22	RAO
1,2,4-Trichlorobenzene	ND		ug/Kg	5.7	1	287472	04/14/22	04/14/22	RAO
Hexachlorobutadiene	ND		ug/Kg	5.7	1	287472	04/14/22	04/14/22	RAO
Naphthalene	ND		ug/Kg	5.7	1	287472	04/14/22	04/14/22	RAO
1,2,3-Trichlorobenzene	ND		ug/Kg	5.7	1	287472	04/14/22	04/14/22	RAO
Surrogates				**Limits**					
Dibromofluoromethane	107%		%REC	70-145	1	287472	04/14/22	04/14/22	RAO
1,2-Dichloroethane-d4	99%		%REC	70-145	1	287472	04/14/22	04/14/22	RAO
Toluene-d8	103%		%REC	70-145	1	287472	04/14/22	04/14/22	RAO
Bromofluorobenzene	102%		%REC	70-145	1	287472	04/14/22	04/14/22	RAO
Method: EPA 8270C Prep Method: EPA 3546									
Carbazole	ND		ug/Kg	2,900	10	287575	04/15/22	04/20/22	HQN
1-Methylnaphthalene	ND		ug/Kg	2,900	10	287575	04/15/22	04/20/22	HQN
Pyridine	ND		ug/Kg	2,900	10	287575	04/15/22	04/20/22	HQN
N-Nitrosodimethylamine	ND		ug/Kg	2,900	10	287575	04/15/22	04/20/22	HQN
Phenol	ND		ug/Kg	2,900	10	287575	04/15/22	04/20/22	HQN
Aniline	ND		ug/Kg	2,900	10	287575	04/15/22	04/20/22	HQN
bis(2-Chloroethyl)ether	ND		ug/Kg	14,000	10	287575	04/15/22	04/20/22	HQN
2-Chlorophenol	ND		ug/Kg	2,900	10	287575	04/15/22	04/20/22	HQN
1,3-Dichlorobenzene	ND		ug/Kg	2,900	10	287575	04/15/22	04/20/22	HQN
1,4-Dichlorobenzene	ND		ug/Kg	2,900	10	287575	04/15/22	04/20/22	HQN
Benzyl alcohol	ND		ug/Kg	2,900	10	287575	04/15/22	04/20/22	HQN
1,2-Dichlorobenzene	ND		ug/Kg	2,900	10	287575	04/15/22	04/20/22	HQN
2-Methylphenol	ND		ug/Kg	2,900	10	287575	04/15/22	04/20/22	HQN
bis(2-Chloroisopropyl) ether	ND		ug/Kg	2,900	10	287575	04/15/22	04/20/22	HQN
3-,4-Methylphenol	ND		ug/Kg	4,600	10	287575	04/15/22	04/20/22	HQN
N-Nitroso-di-n-propylamine	ND		ug/Kg	2,900	10	287575	04/15/22	04/20/22	HQN
Hexachloroethane	ND		ug/Kg	2,900	10	287575	04/15/22	04/20/22	HQN
Nitrobenzene	ND		ug/Kg	14,000	10	287575	04/15/22	04/20/22	HQN
Isophorone	ND		ug/Kg	2,900	10	287575	04/15/22	04/20/22	HQN
2-Nitrophenol	ND		ug/Kg	2,900	10	287575	04/15/22	04/20/22	HQN
2,4-Dimethylphenol	ND		ug/Kg	2,900	10	287575	04/15/22	04/20/22	HQN
Benzoic acid	ND		ug/Kg	14,000	10	287575	04/15/22	04/20/22	HQN
bis(2-Chloroethoxy)methane	ND		ug/Kg	2,900	10	287575	04/15/22	04/20/22	HQN
2,4-Dichlorophenol	ND		ug/Kg	2,900	10	287575	04/15/22	04/20/22	HQN
1,2,4-Trichlorobenzene	ND		ug/Kg	2,900	10	287575	04/15/22	04/20/22	HQN
Naphthalene	ND		ug/Kg	2,900	10	287575	04/15/22	04/20/22	HQN
4-Chloroaniline	ND		ug/Kg	2,900	10	287575	04/15/22	04/20/22	HQN
Hexachlorobutadiene	ND		ug/Kg	2,900	10	287575	04/15/22	04/20/22	HQN
4-Chloro-3-methylphenol	ND		ug/Kg	2,900	10	287575	04/15/22	04/20/22	HQN
2-Methylnaphthalene	ND		ug/Kg	2,900	10	287575	04/15/22	04/20/22	HQN

Results for any subcontracted analyses are not included in this section.

ENTHALPY ANALYTICAL

Analysis Results for 461330

461330-021 Analyte	Result	Qual	Units	RL	DF	Batch	Prepared	Analyzed	Chemist
Hexachlorocyclopentadiene	ND		ug/Kg	14,000	10	287575	04/15/22	04/20/22	HQN
2,4,6-Trichlorophenol	ND		ug/Kg	2,900	10	287575	04/15/22	04/20/22	HQN
2,4,5-Trichlorophenol	ND		ug/Kg	2,900	10	287575	04/15/22	04/20/22	HQN
2-Chloronaphthalene	ND		ug/Kg	2,900	10	287575	04/15/22	04/20/22	HQN
2-Nitroaniline	ND		ug/Kg	2,900	10	287575	04/15/22	04/20/22	HQN
Dimethylphthalate	ND		ug/Kg	2,900	10	287575	04/15/22	04/20/22	HQN
Acenaphthylene	ND		ug/Kg	2,900	10	287575	04/15/22	04/20/22	HQN
2,6-Dinitrotoluene	ND		ug/Kg	2,900	10	287575	04/15/22	04/20/22	HQN
3-Nitroaniline	ND		ug/Kg	2,900	10	287575	04/15/22	04/20/22	HQN
Acenaphthene	ND		ug/Kg	2,900	10	287575	04/15/22	04/20/22	HQN
2,4-Dinitrophenol	ND		ug/Kg	14,000	10	287575	04/15/22	04/20/22	HQN
4-Nitrophenol	ND		ug/Kg	2,900	10	287575	04/15/22	04/20/22	HQN
Dibenzofuran	ND		ug/Kg	2,900	10	287575	04/15/22	04/20/22	HQN
2,4-Dinitrotoluene	ND		ug/Kg	2,900	10	287575	04/15/22	04/20/22	HQN
Diethylphthalate	ND		ug/Kg	2,900	10	287575	04/15/22	04/20/22	HQN
Fluorene	ND		ug/Kg	2,900	10	287575	04/15/22	04/20/22	HQN
4-Chlorophenyl-phenylether	ND		ug/Kg	2,900	10	287575	04/15/22	04/20/22	HQN
4-Nitroaniline	ND		ug/Kg	2,900	10	287575	04/15/22	04/20/22	HQN
4,6-Dinitro-2-methylphenol	ND		ug/Kg	2,900	10	287575	04/15/22	04/20/22	HQN
N-Nitrosodiphenylamine	ND		ug/Kg	2,900	10	287575	04/15/22	04/20/22	HQN
1,2-diphenylhydrazine (as azobenzene)	ND		ug/Kg	2,900	10	287575	04/15/22	04/20/22	HQN
4-Bromophenyl-phenylether	ND		ug/Kg	2,900	10	287575	04/15/22	04/20/22	HQN
Hexachlorobenzene	ND		ug/Kg	2,900	10	287575	04/15/22	04/20/22	HQN
Pentachlorophenol	ND		ug/Kg	14,000	10	287575	04/15/22	04/20/22	HQN
Phenanthrene	ND		ug/Kg	2,900	10	287575	04/15/22	04/20/22	HQN
Anthracene	ND		ug/Kg	2,900	10	287575	04/15/22	04/20/22	HQN
Di-n-butylphthalate	ND		ug/Kg	2,900	10	287575	04/15/22	04/20/22	HQN
Fluoranthene	ND		ug/Kg	2,900	10	287575	04/15/22	04/20/22	HQN
Benzidine	ND		ug/Kg	14,000	10	287575	04/15/22	04/20/22	HQN
Pyrene	ND		ug/Kg	2,900	10	287575	04/15/22	04/20/22	HQN
Butylbenzylphthalate	ND		ug/Kg	2,900	10	287575	04/15/22	04/20/22	HQN
3,3'-Dichlorobenzidine	ND		ug/Kg	14,000	10	287575	04/15/22	04/20/22	HQN
Benzo(a)anthracene	ND		ug/Kg	2,900	10	287575	04/15/22	04/20/22	HQN
Chrysene	ND		ug/Kg	2,900	10	287575	04/15/22	04/20/22	HQN
bis(2-Ethylhexyl)phthalate	ND		ug/Kg	2,900	10	287575	04/15/22	04/20/22	HQN
Di-n-octylphthalate	ND		ug/Kg	2,900	10	287575	04/15/22	04/20/22	HQN
Benzo(b)fluoranthene	ND		ug/Kg	2,900	10	287575	04/15/22	04/20/22	HQN
Benzo(k)fluoranthene	ND		ug/Kg	2,900	10	287575	04/15/22	04/20/22	HQN
Benzo(a)pyrene	ND		ug/Kg	2,900	10	287575	04/15/22	04/20/22	HQN
Indeno(1,2,3-cd)pyrene	ND		ug/Kg	2,900	10	287575	04/15/22	04/20/22	HQN
Dibenz(a,h)anthracene	ND		ug/Kg	2,900	10	287575	04/15/22	04/20/22	HQN
Benzo(g,h,i)perylene	ND		ug/Kg	2,900	10	287575	04/15/22	04/20/22	HQN
Surrogates				**Limits**					
2-Fluorophenol	58%		%REC	29-120	10	287575	04/15/22	04/20/22	HQN
Phenol-d6	59%		%REC	30-120	10	287575	04/15/22	04/20/22	HQN
2,4,6-Tribromophenol	51%		%REC	32-120	10	287575	04/15/22	04/20/22	HQN

Results for any subcontracted analyses are not included in this section.

ENTHALPY ANALYTICAL

Analysis Results for 461330

461330-021 Analyte	Result	Qual	Units	RL	DF	Batch	Prepared	Analyzed	Chemist
Nitrobenzene-d5	58%		%REC	33-120	10	287575	04/15/22	04/20/22	HQN
2-Fluorobiphenyl	51%		%REC	39-120	10	287575	04/15/22	04/20/22	HQN
Terphenyl-d14	64%		%REC	44-125	10	287575	04/15/22	04/20/22	HQN

Results for any subcontracted analyses are not included in this section.

ENTHALPY ANALYTICAL

Analysis Results for 461330

Sample ID: SSJ-07-5	Lab ID: 461330-022	Collected: 04/12/22 14:55
	Matrix: Soil	Basis: Dry

461330-022 Analyte	Result	Qual	Units	RL	DF	Batch	Prepared	Analyzed	Chemist
Method: ASTM D2216 Prep Method: METHOD									
Moisture, Percent	**2**		%	1	1	287747	04/19/22	04/20/22	DNA
Method: EPA 6010B Prep Method: EPA 3050B									
Antimony	ND		mg/Kg	3.3	1.1	287531	04/14/22	04/15/22	SBW
Arsenic	**4.8**		mg/Kg	1.1	1.1	287531	04/14/22	04/15/22	SBW
Barium	**130**		mg/Kg	1.1	1.1	287531	04/14/22	04/15/22	SBW
Beryllium	ND		mg/Kg	0.54	1.1	287531	04/14/22	04/15/22	SBW
Cadmium	ND		mg/Kg	0.54	1.1	287531	04/14/22	04/15/22	SBW
Chromium	**53**		mg/Kg	1.1	1.1	287531	04/14/22	04/15/22	SBW
Cobalt	**9.0**		mg/Kg	0.54	1.1	287531	04/14/22	04/15/22	SBW
Copper	**19**		mg/Kg	1.1	1.1	287531	04/14/22	04/15/22	SBW
Lead	**30**		mg/Kg	1.1	1.1	287531	04/14/22	04/15/22	SBW
Molybdenum	**2.1**		mg/Kg	1.1	1.1	287531	04/14/22	04/15/22	SBW
Nickel	**66**		mg/Kg	1.1	1.1	287531	04/14/22	04/15/22	SBW
Selenium	ND		mg/Kg	3.3	1.1	287531	04/14/22	04/15/22	SBW
Silver	ND		mg/Kg	0.54	1.1	287531	04/14/22	04/15/22	SBW
Thallium	ND		mg/Kg	3.3	1.1	287531	04/14/22	04/15/22	SBW
Vanadium	**50**		mg/Kg	1.1	1.1	287531	04/14/22	04/15/22	SBW
Zinc	**51**		mg/Kg	5.4	1.1	287531	04/14/22	04/15/22	SBW
Method: EPA 7471A Prep Method: METHOD									
Mercury	ND		mg/Kg	0.17	1.2	287601	04/15/22	04/15/22	SBW
Method: EPA 8015M Prep Method: EPA 3580									
DRO C10-C28	**3,900**		mg/Kg	510	50	287558	04/14/22	04/16/22	MES
ORO C28-C44	**4,300**		mg/Kg	1,000	50	287558	04/14/22	04/16/22	MES
Surrogates				**Limits**					
n-Triacontane		DO	%REC	70-130	50	287558	04/14/22	04/16/22	MES
Method: EPA 8260B Prep Method: EPA 5030B									
TPH Gasoline	**730**		ug/Kg	260	2.5	287640	04/16/22	04/16/22	RAO
Freon 12	ND		ug/Kg	13	2.5	287640	04/16/22	04/16/22	RAO
Chloromethane	ND		ug/Kg	13	2.5	287640	04/16/22	04/16/22	RAO
Vinyl Chloride	ND		ug/Kg	13	2.5	287640	04/16/22	04/16/22	RAO
Bromomethane	ND		ug/Kg	13	2.5	287640	04/16/22	04/16/22	RAO
Chloroethane	ND		ug/Kg	13	2.5	287640	04/16/22	04/16/22	RAO
Trichlorofluoromethane	ND		ug/Kg	13	2.5	287640	04/16/22	04/16/22	RAO
Acetone	ND		ug/Kg	260	2.5	287640	04/16/22	04/16/22	RAO
Freon 113	ND		ug/Kg	13	2.5	287640	04/16/22	04/16/22	RAO
1,1-Dichloroethene	ND		ug/Kg	13	2.5	287640	04/16/22	04/16/22	RAO

Results for any subcontracted analyses are not included in this section.

ENTHALPY ANALYTICAL

Analysis Results for 461330

461330-022 Analyte	Result	Qual	Units	RL	DF	Batch	Prepared	Analyzed	Chemist
Methylene Chloride	ND		ug/Kg	13	2.5	287640	04/16/22	04/16/22	RAO
MTBE	ND		ug/Kg	13	2.5	287640	04/16/22	04/16/22	RAO
trans-1,2-Dichloroethene	ND		ug/Kg	13	2.5	287640	04/16/22	04/16/22	RAO
1,1-Dichloroethane	ND		ug/Kg	13	2.5	287640	04/16/22	04/16/22	RAO
2-Butanone	ND		ug/Kg	260	2.5	287640	04/16/22	04/16/22	RAO
cis-1,2-Dichloroethene	ND		ug/Kg	13	2.5	287640	04/16/22	04/16/22	RAO
2,2-Dichloropropane	ND		ug/Kg	13	2.5	287640	04/16/22	04/16/22	RAO
Chloroform	ND		ug/Kg	13	2.5	287640	04/16/22	04/16/22	RAO
Bromochloromethane	ND		ug/Kg	13	2.5	287640	04/16/22	04/16/22	RAO
1,1,1-Trichloroethane	ND		ug/Kg	13	2.5	287640	04/16/22	04/16/22	RAO
1,1-Dichloropropene	ND		ug/Kg	13	2.5	287640	04/16/22	04/16/22	RAO
Carbon Tetrachloride	ND		ug/Kg	13	2.5	287640	04/16/22	04/16/22	RAO
1,2-Dichloroethane	ND		ug/Kg	13	2.5	287640	04/16/22	04/16/22	RAO
Benzene	ND		ug/Kg	13	2.5	287640	04/16/22	04/16/22	RAO
Trichloroethene	ND		ug/Kg	13	2.5	287640	04/16/22	04/16/22	RAO
1,2-Dichloropropane	ND		ug/Kg	13	2.5	287640	04/16/22	04/16/22	RAO
Bromodichloromethane	ND		ug/Kg	13	2.5	287640	04/16/22	04/16/22	RAO
Dibromomethane	ND		ug/Kg	13	2.5	287640	04/16/22	04/16/22	RAO
4-Methyl-2-Pentanone	ND		ug/Kg	13	2.5	287640	04/16/22	04/16/22	RAO
cis-1,3-Dichloropropene	ND		ug/Kg	13	2.5	287640	04/16/22	04/16/22	RAO
Toluene	ND		ug/Kg	13	2.5	287640	04/16/22	04/16/22	RAO
trans-1,3-Dichloropropene	ND		ug/Kg	13	2.5	287640	04/16/22	04/16/22	RAO
1,1,2-Trichloroethane	ND		ug/Kg	13	2.5	287640	04/16/22	04/16/22	RAO
1,3-Dichloropropane	ND		ug/Kg	13	2.5	287640	04/16/22	04/16/22	RAO
Tetrachloroethene	ND		ug/Kg	13	2.5	287640	04/16/22	04/16/22	RAO
Dibromochloromethane	ND		ug/Kg	13	2.5	287640	04/16/22	04/16/22	RAO
1,2-Dibromoethane	ND		ug/Kg	13	2.5	287640	04/16/22	04/16/22	RAO
Chlorobenzene	ND		ug/Kg	13	2.5	287640	04/16/22	04/16/22	RAO
1,1,1,2-Tetrachloroethane	ND		ug/Kg	13	2.5	287640	04/16/22	04/16/22	RAO
Ethylbenzene	ND		ug/Kg	13	2.5	287640	04/16/22	04/16/22	RAO
m,p-Xylenes	ND		ug/Kg	26	2.5	287640	04/16/22	04/16/22	RAO
o-Xylene	ND		ug/Kg	13	2.5	287640	04/16/22	04/16/22	RAO
Styrene	ND		ug/Kg	13	2.5	287640	04/16/22	04/16/22	RAO
Bromoform	ND		ug/Kg	13	2.5	287640	04/16/22	04/16/22	RAO
Isopropylbenzene	ND		ug/Kg	13	2.5	287640	04/16/22	04/16/22	RAO
1,1,2,2-Tetrachloroethane	ND		ug/Kg	13	2.5	287640	04/16/22	04/16/22	RAO
1,2,3-Trichloropropane	ND		ug/Kg	13	2.5	287640	04/16/22	04/16/22	RAO
Propylbenzene	ND		ug/Kg	13	2.5	287640	04/16/22	04/16/22	RAO
Bromobenzene	ND		ug/Kg	13	2.5	287640	04/16/22	04/16/22	RAO
1,3,5-Trimethylbenzene	ND		ug/Kg	13	2.5	287640	04/16/22	04/16/22	RAO
2-Chlorotoluene	ND		ug/Kg	13	2.5	287640	04/16/22	04/16/22	RAO
4-Chlorotoluene	ND		ug/Kg	13	2.5	287640	04/16/22	04/16/22	RAO
tert-Butylbenzene	ND		ug/Kg	13	2.5	287640	04/16/22	04/16/22	RAO
1,2,4-Trimethylbenzene	ND		ug/Kg	13	2.5	287640	04/16/22	04/16/22	RAO
sec-Butylbenzene	ND		ug/Kg	13	2.5	287640	04/16/22	04/16/22	RAO
para-Isopropyl Toluene	ND		ug/Kg	13	2.5	287640	04/16/22	04/16/22	RAO

Results for any subcontracted analyses are not included in this section.

Analysis Results for 461330

461330-022 Analyte	Result	Qual	Units	RL	DF	Batch	Prepared	Analyzed	Chemist
1,3-Dichlorobenzene	ND		ug/Kg	13	2.5	287640	04/16/22	04/16/22	RAO
1,4-Dichlorobenzene	ND		ug/Kg	13	2.5	287640	04/16/22	04/16/22	RAO
n-Butylbenzene	ND		ug/Kg	13	2.5	287640	04/16/22	04/16/22	RAO
1,2-Dichlorobenzene	ND		ug/Kg	13	2.5	287640	04/16/22	04/16/22	RAO
1,2-Dibromo-3-Chloropropane	ND		ug/Kg	13	2.5	287640	04/16/22	04/16/22	RAO
1,2,4-Trichlorobenzene	ND		ug/Kg	13	2.5	287640	04/16/22	04/16/22	RAO
Hexachlorobutadiene	ND		ug/Kg	13	2.5	287640	04/16/22	04/16/22	RAO
Naphthalene	ND		ug/Kg	13	2.5	287640	04/16/22	04/16/22	RAO
1,2,3-Trichlorobenzene	ND		ug/Kg	13	2.5	287640	04/16/22	04/16/22	RAO
Surrogates				**Limits**					
Dibromofluoromethane	101%		%REC	70-145	2.5	287640	04/16/22	04/16/22	RAO
1,2-Dichloroethane-d4	107%		%REC	70-145	2.5	287640	04/16/22	04/16/22	RAO
Toluene-d8	99%		%REC	70-145	2.5	287640	04/16/22	04/16/22	RAO
Bromofluorobenzene	96%		%REC	70-145	2.5	287640	04/16/22	04/16/22	RAO
Method: EPA 8270C Prep Method: EPA 3546									
Carbazole	ND		ug/Kg	2,600	10	287575	04/15/22	04/20/22	HQN
1-Methylnaphthalene	ND		ug/Kg	2,600	10	287575	04/15/22	04/20/22	HQN
Pyridine	ND		ug/Kg	2,600	10	287575	04/15/22	04/20/22	HQN
N-Nitrosodimethylamine	ND		ug/Kg	2,600	10	287575	04/15/22	04/20/22	HQN
Phenol	ND		ug/Kg	2,600	10	287575	04/15/22	04/20/22	HQN
Aniline	ND		ug/Kg	2,600	10	287575	04/15/22	04/20/22	HQN
bis(2-Chloroethyl)ether	ND		ug/Kg	12,000	10	287575	04/15/22	04/20/22	HQN
2-Chlorophenol	ND		ug/Kg	2,600	10	287575	04/15/22	04/20/22	HQN
1,3-Dichlorobenzene	ND		ug/Kg	2,600	10	287575	04/15/22	04/20/22	HQN
1,4-Dichlorobenzene	ND		ug/Kg	2,600	10	287575	04/15/22	04/20/22	HQN
Benzyl alcohol	ND		ug/Kg	2,600	10	287575	04/15/22	04/20/22	HQN
1,2-Dichlorobenzene	ND		ug/Kg	2,600	10	287575	04/15/22	04/20/22	HQN
2-Methylphenol	ND		ug/Kg	2,600	10	287575	04/15/22	04/20/22	HQN
bis(2-Chloroisopropyl) ether	ND		ug/Kg	2,600	10	287575	04/15/22	04/20/22	HQN
3-,4-Methylphenol	ND		ug/Kg	4,100	10	287575	04/15/22	04/20/22	HQN
N-Nitroso-di-n-propylamine	ND		ug/Kg	2,600	10	287575	04/15/22	04/20/22	HQN
Hexachloroethane	ND		ug/Kg	2,600	10	287575	04/15/22	04/20/22	HQN
Nitrobenzene	ND		ug/Kg	12,000	10	287575	04/15/22	04/20/22	HQN
Isophorone	ND		ug/Kg	2,600	10	287575	04/15/22	04/20/22	HQN
2-Nitrophenol	ND		ug/Kg	2,600	10	287575	04/15/22	04/20/22	HQN
2,4-Dimethylphenol	ND		ug/Kg	2,600	10	287575	04/15/22	04/20/22	HQN
Benzoic acid	ND		ug/Kg	12,000	10	287575	04/15/22	04/20/22	HQN
bis(2-Chloroethoxy)methane	ND		ug/Kg	2,600	10	287575	04/15/22	04/20/22	HQN
2,4-Dichlorophenol	ND		ug/Kg	2,600	10	287575	04/15/22	04/20/22	HQN
1,2,4-Trichlorobenzene	ND		ug/Kg	2,600	10	287575	04/15/22	04/20/22	HQN
Naphthalene	ND		ug/Kg	2,600	10	287575	04/15/22	04/20/22	HQN
4-Chloroaniline	ND		ug/Kg	2,600	10	287575	04/15/22	04/20/22	HQN
Hexachlorobutadiene	ND		ug/Kg	2,600	10	287575	04/15/22	04/20/22	HQN
4-Chloro-3-methylphenol	ND		ug/Kg	2,600	10	287575	04/15/22	04/20/22	HQN
2-Methylnaphthalene	ND		ug/Kg	2,600	10	287575	04/15/22	04/20/22	HQN

Results for any subcontracted analyses are not included in this section.

ENTHALPY ANALYTICAL

Analysis Results for 461330

461330-022 Analyte	Result	Qual	Units	RL	DF	Batch	Prepared	Analyzed	Chemist
Hexachlorocyclopentadiene	ND		ug/Kg	12,000	10	287575	04/15/22	04/20/22	HQN
2,4,6-Trichlorophenol	ND		ug/Kg	2,600	10	287575	04/15/22	04/20/22	HQN
2,4,5-Trichlorophenol	ND		ug/Kg	2,600	10	287575	04/15/22	04/20/22	HQN
2-Chloronaphthalene	ND		ug/Kg	2,600	10	287575	04/15/22	04/20/22	HQN
2-Nitroaniline	ND		ug/Kg	2,600	10	287575	04/15/22	04/20/22	HQN
Dimethylphthalate	ND		ug/Kg	2,600	10	287575	04/15/22	04/20/22	HQN
Acenaphthylene	ND		ug/Kg	2,600	10	287575	04/15/22	04/20/22	HQN
2,6-Dinitrotoluene	ND		ug/Kg	2,600	10	287575	04/15/22	04/20/22	HQN
3-Nitroaniline	ND		ug/Kg	2,600	10	287575	04/15/22	04/20/22	HQN
Acenaphthene	ND		ug/Kg	2,600	10	287575	04/15/22	04/20/22	HQN
2,4-Dinitrophenol	ND		ug/Kg	12,000	10	287575	04/15/22	04/20/22	HQN
4-Nitrophenol	ND		ug/Kg	2,600	10	287575	04/15/22	04/20/22	HQN
Dibenzofuran	ND		ug/Kg	2,600	10	287575	04/15/22	04/20/22	HQN
2,4-Dinitrotoluene	ND		ug/Kg	2,600	10	287575	04/15/22	04/20/22	HQN
Diethylphthalate	ND		ug/Kg	2,600	10	287575	04/15/22	04/20/22	HQN
Fluorene	ND		ug/Kg	2,600	10	287575	04/15/22	04/20/22	HQN
4-Chlorophenyl-phenylether	ND		ug/Kg	2,600	10	287575	04/15/22	04/20/22	HQN
4-Nitroaniline	ND		ug/Kg	2,600	10	287575	04/15/22	04/20/22	HQN
4,6-Dinitro-2-methylphenol	ND		ug/Kg	2,600	10	287575	04/15/22	04/20/22	HQN
N-Nitrosodiphenylamine	ND		ug/Kg	2,600	10	287575	04/15/22	04/20/22	HQN
1,2-diphenylhydrazine (as azobenzene)	ND		ug/Kg	2,600	10	287575	04/15/22	04/20/22	HQN
4-Bromophenyl-phenylether	ND		ug/Kg	2,600	10	287575	04/15/22	04/20/22	HQN
Hexachlorobenzene	ND		ug/Kg	2,600	10	287575	04/15/22	04/20/22	HQN
Pentachlorophenol	ND		ug/Kg	12,000	10	287575	04/15/22	04/20/22	HQN
Phenanthrene	ND		ug/Kg	2,600	10	287575	04/15/22	04/20/22	HQN
Anthracene	ND		ug/Kg	2,600	10	287575	04/15/22	04/20/22	HQN
Di-n-butylphthalate	ND		ug/Kg	2,600	10	287575	04/15/22	04/20/22	HQN
Fluoranthene	ND		ug/Kg	2,600	10	287575	04/15/22	04/20/22	HQN
Benzidine	ND		ug/Kg	12,000	10	287575	04/15/22	04/20/22	HQN
Pyrene	ND		ug/Kg	2,600	10	287575	04/15/22	04/20/22	HQN
Butylbenzylphthalate	ND		ug/Kg	2,600	10	287575	04/15/22	04/20/22	HQN
3,3'-Dichlorobenzidine	ND		ug/Kg	12,000	10	287575	04/15/22	04/20/22	HQN
Benzo(a)anthracene	ND		ug/Kg	2,600	10	287575	04/15/22	04/20/22	HQN
Chrysene	ND		ug/Kg	2,600	10	287575	04/15/22	04/20/22	HQN
bis(2-Ethylhexyl)phthalate	ND		ug/Kg	2,600	10	287575	04/15/22	04/20/22	HQN
Di-n-octylphthalate	ND		ug/Kg	2,600	10	287575	04/15/22	04/20/22	HQN
Benzo(b)fluoranthene	ND		ug/Kg	2,600	10	287575	04/15/22	04/20/22	HQN
Benzo(k)fluoranthene	ND		ug/Kg	2,600	10	287575	04/15/22	04/20/22	HQN
Benzo(a)pyrene	ND		ug/Kg	2,600	10	287575	04/15/22	04/20/22	HQN
Indeno(1,2,3-cd)pyrene	ND		ug/Kg	2,600	10	287575	04/15/22	04/20/22	HQN
Dibenz(a,h)anthracene	ND		ug/Kg	2,600	10	287575	04/15/22	04/20/22	HQN
Benzo(g,h,i)perylene	ND		ug/Kg	2,600	10	287575	04/15/22	04/20/22	HQN
Surrogates				**Limits**					
2-Fluorophenol	65%		%REC	29-120	10	287575	04/15/22	04/20/22	HQN
Phenol-d6	66%		%REC	30-120	10	287575	04/15/22	04/20/22	HQN
2,4,6-Tribromophenol	55%		%REC	32-120	10	287575	04/15/22	04/20/22	HQN

Results for any subcontracted analyses are not included in this section.

ENTHALPY ANALYTICAL

Analysis Results for 461330

461330-022 Analyte	Result	Qual	Units	RL	DF	Batch	Prepared	Analyzed	Chemist
Nitrobenzene-d5	63%		%REC	33-120	10	287575	04/15/22	04/20/22	HQN
2-Fluorobiphenyl	58%		%REC	39-120	10	287575	04/15/22	04/20/22	HQN
Terphenyl-d14	71%		%REC	44-125	10	287575	04/15/22	04/20/22	HQN

Results for any subcontracted analyses are not included in this section.

ENTHALPY ANALYTICAL

Analysis Results for 461330

Sample ID: SSJ-08-0.25	Lab ID: 461330-023	Collected: 04/12/22 15:19
	Matrix: Soil	Basis: Dry

461330-023 Analyte	Result	Qual	Units	RL	DF	Batch	Prepared	Analyzed	Chemist
Method: ASTM D2216 Prep Method: METHOD									
Moisture, Percent	**6**		%	1	1	287755	04/19/22	04/19/22	DNA
Method: EPA 6010B Prep Method: EPA 3050B									
Antimony	ND		mg/Kg	2.9	0.92	287694	04/18/22	04/18/22	SBW
Arsenic	**2.3**		mg/Kg	0.98	0.92	287694	04/18/22	04/18/22	SBW
Barium	**230**		mg/Kg	0.98	0.92	287694	04/18/22	04/18/22	SBW
Beryllium	ND		mg/Kg	0.49	0.92	287694	04/18/22	04/18/22	SBW
Cadmium	ND		mg/Kg	0.49	0.92	287694	04/18/22	04/18/22	SBW
Chromium	**60**		mg/Kg	0.98	0.92	287694	04/18/22	04/18/22	SBW
Cobalt	**12**		mg/Kg	0.49	0.92	287694	04/18/22	04/18/22	SBW
Copper	**62**		mg/Kg	0.98	0.92	287694	04/18/22	04/18/22	SBW
Lead	**11**		mg/Kg	0.98	0.92	287694	04/18/22	04/18/22	SBW
Molybdenum	**1.9**		mg/Kg	0.98	0.92	287694	04/18/22	04/18/22	SBW
Nickel	**50**		mg/Kg	0.98	0.92	287694	04/18/22	04/18/22	SBW
Selenium	ND		mg/Kg	2.9	0.92	287694	04/18/22	04/18/22	SBW
Silver	ND		mg/Kg	0.49	0.92	287694	04/18/22	04/18/22	SBW
Thallium	ND		mg/Kg	2.9	0.92	287694	04/18/22	04/18/22	SBW
Vanadium	**110**		mg/Kg	0.98	0.92	287694	04/18/22	04/18/22	SBW
Zinc	**67**		mg/Kg	4.9	0.92	287694	04/18/22	04/18/22	SBW
Method: EPA 7471A Prep Method: METHOD									
Mercury	ND		mg/Kg	0.17	1.1	287672	04/15/22	04/18/22	SBW
Method: EPA 8015M Prep Method: EPA 3580									
DRO C10-C28	**210**		mg/Kg	110	10	287559	04/14/22	04/15/22	MES
ORO C28-C44	**680**		mg/Kg	210	10	287559	04/14/22	04/15/22	MES
Surrogates				**Limits**					
n-Triacontane	87%		%REC	70-130	10	287559	04/14/22	04/15/22	MES
Method: EPA 8260B Prep Method: EPA 5030B									
TPH Gasoline	ND		ug/Kg	110	1	287472	04/14/22	04/14/22	RAO
Freon 12	ND		ug/Kg	5.3	1	287472	04/14/22	04/14/22	RAO
Chloromethane	ND		ug/Kg	5.3	1	287472	04/14/22	04/14/22	RAO
Vinyl Chloride	ND		ug/Kg	5.3	1	287472	04/14/22	04/14/22	RAO
Bromomethane	ND		ug/Kg	5.3	1	287472	04/14/22	04/14/22	RAO
Chloroethane	ND		ug/Kg	5.3	1	287472	04/14/22	04/14/22	RAO
Trichlorofluoromethane	ND		ug/Kg	5.3	1	287472	04/14/22	04/14/22	RAO
Acetone	ND		ug/Kg	110	1	287472	04/14/22	04/14/22	RAO
Freon 113	ND		ug/Kg	5.3	1	287472	04/14/22	04/14/22	RAO
1,1-Dichloroethene	ND		ug/Kg	5.3	1	287472	04/14/22	04/14/22	RAO

Results for any subcontracted analyses are not included in this section.

ENTHALPY ANALYTICAL

Analysis Results for 461330

461330-023 Analyte	Result	Qual	Units	RL	DF	Batch	Prepared	Analyzed	Chemist
Methylene Chloride	ND		ug/Kg	5.3	1	287472	04/14/22	04/14/22	RAO
MTBE	ND		ug/Kg	5.3	1	287472	04/14/22	04/14/22	RAO
trans-1,2-Dichloroethene	ND		ug/Kg	5.3	1	287472	04/14/22	04/14/22	RAO
1,1-Dichloroethane	ND		ug/Kg	5.3	1	287472	04/14/22	04/14/22	RAO
2-Butanone	ND		ug/Kg	110	1	287472	04/14/22	04/14/22	RAO
cis-1,2-Dichloroethene	ND		ug/Kg	5.3	1	287472	04/14/22	04/14/22	RAO
2,2-Dichloropropane	ND		ug/Kg	5.3	1	287472	04/14/22	04/14/22	RAO
Chloroform	ND		ug/Kg	5.3	1	287472	04/14/22	04/14/22	RAO
Bromochloromethane	ND		ug/Kg	5.3	1	287472	04/14/22	04/14/22	RAO
1,1,1-Trichloroethane	ND		ug/Kg	5.3	1	287472	04/14/22	04/14/22	RAO
1,1-Dichloropropene	ND		ug/Kg	5.3	1	287472	04/14/22	04/14/22	RAO
Carbon Tetrachloride	ND		ug/Kg	5.3	1	287472	04/14/22	04/14/22	RAO
1,2-Dichloroethane	ND		ug/Kg	5.3	1	287472	04/14/22	04/14/22	RAO
Benzene	ND		ug/Kg	5.3	1	287472	04/14/22	04/14/22	RAO
Trichloroethene	ND		ug/Kg	5.3	1	287472	04/14/22	04/14/22	RAO
1,2-Dichloropropane	ND		ug/Kg	5.3	1	287472	04/14/22	04/14/22	RAO
Bromodichloromethane	ND		ug/Kg	5.3	1	287472	04/14/22	04/14/22	RAO
Dibromomethane	ND		ug/Kg	5.3	1	287472	04/14/22	04/14/22	RAO
4-Methyl-2-Pentanone	ND		ug/Kg	8.7	1	287472	04/14/22	04/14/22	RAO
cis-1,3-Dichloropropene	ND		ug/Kg	5.3	1	287472	04/14/22	04/14/22	RAO
Toluene	ND		ug/Kg	5.3	1	287472	04/14/22	04/14/22	RAO
trans-1,3-Dichloropropene	ND		ug/Kg	5.3	1	287472	04/14/22	04/14/22	RAO
1,1,2-Trichloroethane	ND		ug/Kg	5.3	1	287472	04/14/22	04/14/22	RAO
1,3-Dichloropropane	ND		ug/Kg	5.3	1	287472	04/14/22	04/14/22	RAO
Tetrachloroethene	ND		ug/Kg	5.3	1	287472	04/14/22	04/14/22	RAO
Dibromochloromethane	ND		ug/Kg	5.3	1	287472	04/14/22	04/14/22	RAO
1,2-Dibromoethane	ND		ug/Kg	5.3	1	287472	04/14/22	04/14/22	RAO
Chlorobenzene	ND		ug/Kg	5.3	1	287472	04/14/22	04/14/22	RAO
1,1,1,2-Tetrachloroethane	ND		ug/Kg	5.3	1	287472	04/14/22	04/14/22	RAO
Ethylbenzene	ND		ug/Kg	5.3	1	287472	04/14/22	04/14/22	RAO
m,p-Xylenes	ND		ug/Kg	11	1	287472	04/14/22	04/14/22	RAO
o-Xylene	ND		ug/Kg	5.3	1	287472	04/14/22	04/14/22	RAO
Styrene	ND		ug/Kg	5.3	1	287472	04/14/22	04/14/22	RAO
Bromoform	ND		ug/Kg	5.3	1	287472	04/14/22	04/14/22	RAO
Isopropylbenzene	ND		ug/Kg	5.3	1	287472	04/14/22	04/14/22	RAO
1,1,2,2-Tetrachloroethane	ND		ug/Kg	5.3	1	287472	04/14/22	04/14/22	RAO
1,2,3-Trichloropropane	ND		ug/Kg	5.3	1	287472	04/14/22	04/14/22	RAO
Propylbenzene	ND		ug/Kg	5.3	1	287472	04/14/22	04/14/22	RAO
Bromobenzene	ND		ug/Kg	5.3	1	287472	04/14/22	04/14/22	RAO
1,3,5-Trimethylbenzene	ND		ug/Kg	5.3	1	287472	04/14/22	04/14/22	RAO
2-Chlorotoluene	ND		ug/Kg	5.3	1	287472	04/14/22	04/14/22	RAO
4-Chlorotoluene	ND		ug/Kg	5.3	1	287472	04/14/22	04/14/22	RAO
tert-Butylbenzene	ND		ug/Kg	5.3	1	287472	04/14/22	04/14/22	RAO
1,2,4-Trimethylbenzene	ND		ug/Kg	5.3	1	287472	04/14/22	04/14/22	RAO
sec-Butylbenzene	ND		ug/Kg	5.3	1	287472	04/14/22	04/14/22	RAO
para-Isopropyl Toluene	ND		ug/Kg	5.3	1	287472	04/14/22	04/14/22	RAO

Results for any subcontracted analyses are not included in this section.

Analysis Results for 461330

461330-023 Analyte	Result	Qual	Units	RL	DF	Batch	Prepared	Analyzed	Chemist
1,3-Dichlorobenzene	ND		ug/Kg	5.3	1	287472	04/14/22	04/14/22	RAO
1,4-Dichlorobenzene	ND		ug/Kg	5.3	1	287472	04/14/22	04/14/22	RAO
n-Butylbenzene	ND		ug/Kg	5.3	1	287472	04/14/22	04/14/22	RAO
1,2-Dichlorobenzene	ND		ug/Kg	5.3	1	287472	04/14/22	04/14/22	RAO
1,2-Dibromo-3-Chloropropane	ND		ug/Kg	5.3	1	287472	04/14/22	04/14/22	RAO
1,2,4-Trichlorobenzene	ND		ug/Kg	5.3	1	287472	04/14/22	04/14/22	RAO
Hexachlorobutadiene	ND		ug/Kg	5.3	1	287472	04/14/22	04/14/22	RAO
Naphthalene	ND		ug/Kg	5.3	1	287472	04/14/22	04/14/22	RAO
1,2,3-Trichlorobenzene	ND		ug/Kg	5.3	1	287472	04/14/22	04/14/22	RAO
Surrogates				**Limits**					
Dibromofluoromethane	106%		%REC	70-145	1	287472	04/14/22	04/14/22	RAO
1,2-Dichloroethane-d4	97%		%REC	70-145	1	287472	04/14/22	04/14/22	RAO
Toluene-d8	105%		%REC	70-145	1	287472	04/14/22	04/14/22	RAO
Bromofluorobenzene	102%		%REC	70-145	1	287472	04/14/22	04/14/22	RAO
Method: EPA 8270C Prep Method: EPA 3546									
Carbazole	ND		ug/Kg	2,700	10	287577	04/15/22	04/15/22	HQN
1-Methylnaphthalene	ND		ug/Kg	2,700	10	287577	04/15/22	04/15/22	HQN
Pyridine	ND		ug/Kg	2,700	10	287577	04/15/22	04/15/22	HQN
N-Nitrosodimethylamine	ND		ug/Kg	2,700	10	287577	04/15/22	04/15/22	HQN
Phenol	ND		ug/Kg	2,700	10	287577	04/15/22	04/15/22	HQN
Aniline	ND		ug/Kg	2,700	10	287577	04/15/22	04/15/22	HQN
bis(2-Chloroethyl)ether	ND		ug/Kg	13,000	10	287577	04/15/22	04/15/22	HQN
2-Chlorophenol	ND		ug/Kg	2,700	10	287577	04/15/22	04/15/22	HQN
1,3-Dichlorobenzene	ND		ug/Kg	2,700	10	287577	04/15/22	04/15/22	HQN
1,4-Dichlorobenzene	ND		ug/Kg	2,700	10	287577	04/15/22	04/15/22	HQN
Benzyl alcohol	ND		ug/Kg	2,700	10	287577	04/15/22	04/15/22	HQN
1,2-Dichlorobenzene	ND		ug/Kg	2,700	10	287577	04/15/22	04/15/22	HQN
2-Methylphenol	ND		ug/Kg	2,700	10	287577	04/15/22	04/15/22	HQN
bis(2-Chloroisopropyl) ether	ND		ug/Kg	2,700	10	287577	04/15/22	04/15/22	HQN
3-,4-Methylphenol	ND		ug/Kg	4,300	10	287577	04/15/22	04/15/22	HQN
N-Nitroso-di-n-propylamine	ND		ug/Kg	2,700	10	287577	04/15/22	04/15/22	HQN
Hexachloroethane	ND		ug/Kg	2,700	10	287577	04/15/22	04/15/22	HQN
Nitrobenzene	ND		ug/Kg	13,000	10	287577	04/15/22	04/15/22	HQN
Isophorone	ND		ug/Kg	2,700	10	287577	04/15/22	04/15/22	HQN
2-Nitrophenol	ND		ug/Kg	2,700	10	287577	04/15/22	04/15/22	HQN
2,4-Dimethylphenol	ND		ug/Kg	2,700	10	287577	04/15/22	04/15/22	HQN
Benzoic acid	ND		ug/Kg	13,000	10	287577	04/15/22	04/15/22	HQN
bis(2-Chloroethoxy)methane	ND		ug/Kg	2,700	10	287577	04/15/22	04/15/22	HQN
2,4-Dichlorophenol	ND		ug/Kg	2,700	10	287577	04/15/22	04/15/22	HQN
1,2,4-Trichlorobenzene	ND		ug/Kg	2,700	10	287577	04/15/22	04/15/22	HQN
Naphthalene	ND		ug/Kg	2,700	10	287577	04/15/22	04/15/22	HQN
4-Chloroaniline	ND		ug/Kg	2,700	10	287577	04/15/22	04/15/22	HQN
Hexachlorobutadiene	ND		ug/Kg	2,700	10	287577	04/15/22	04/15/22	HQN
4-Chloro-3-methylphenol	ND		ug/Kg	2,700	10	287577	04/15/22	04/15/22	HQN
2-Methylnaphthalene	ND		ug/Kg	2,700	10	287577	04/15/22	04/15/22	HQN

Results for any subcontracted analyses are not included in this section.

ENTHALPY ANALYTICAL

Analysis Results for 461330

461330-023 Analyte	Result	Qual	Units	RL	DF	Batch	Prepared	Analyzed	Chemist
Hexachlorocyclopentadiene	ND		ug/Kg	13,000	10	287577	04/15/22	04/15/22	HQN
2,4,6-Trichlorophenol	ND		ug/Kg	2,700	10	287577	04/15/22	04/15/22	HQN
2,4,5-Trichlorophenol	ND		ug/Kg	2,700	10	287577	04/15/22	04/15/22	HQN
2-Chloronaphthalene	ND		ug/Kg	2,700	10	287577	04/15/22	04/15/22	HQN
2-Nitroaniline	ND		ug/Kg	2,700	10	287577	04/15/22	04/15/22	HQN
Dimethylphthalate	ND		ug/Kg	2,700	10	287577	04/15/22	04/15/22	HQN
Acenaphthylene	ND		ug/Kg	2,700	10	287577	04/15/22	04/15/22	HQN
2,6-Dinitrotoluene	ND		ug/Kg	2,700	10	287577	04/15/22	04/15/22	HQN
3-Nitroaniline	ND		ug/Kg	2,700	10	287577	04/15/22	04/15/22	HQN
Acenaphthene	ND		ug/Kg	2,700	10	287577	04/15/22	04/15/22	HQN
2,4-Dinitrophenol	ND		ug/Kg	13,000	10	287577	04/15/22	04/15/22	HQN
4-Nitrophenol	ND		ug/Kg	2,700	10	287577	04/15/22	04/15/22	HQN
Dibenzofuran	ND		ug/Kg	2,700	10	287577	04/15/22	04/15/22	HQN
2,4-Dinitrotoluene	ND		ug/Kg	2,700	10	287577	04/15/22	04/15/22	HQN
Diethylphthalate	ND		ug/Kg	2,700	10	287577	04/15/22	04/15/22	HQN
Fluorene	ND		ug/Kg	2,700	10	287577	04/15/22	04/15/22	HQN
4-Chlorophenyl-phenylether	ND		ug/Kg	2,700	10	287577	04/15/22	04/15/22	HQN
4-Nitroaniline	ND		ug/Kg	2,700	10	287577	04/15/22	04/15/22	HQN
4,6-Dinitro-2-methylphenol	ND		ug/Kg	2,700	10	287577	04/15/22	04/15/22	HQN
N-Nitrosodiphenylamine	ND		ug/Kg	2,700	10	287577	04/15/22	04/15/22	HQN
1,2-diphenylhydrazine (as azobenzene)	ND		ug/Kg	2,700	10	287577	04/15/22	04/15/22	HQN
4-Bromophenyl-phenylether	ND		ug/Kg	2,700	10	287577	04/15/22	04/15/22	HQN
Hexachlorobenzene	ND		ug/Kg	2,700	10	287577	04/15/22	04/15/22	HQN
Pentachlorophenol	ND		ug/Kg	13,000	10	287577	04/15/22	04/15/22	HQN
Phenanthrene	ND		ug/Kg	2,700	10	287577	04/15/22	04/15/22	HQN
Anthracene	ND		ug/Kg	2,700	10	287577	04/15/22	04/15/22	HQN
Di-n-butylphthalate	ND		ug/Kg	2,700	10	287577	04/15/22	04/15/22	HQN
Fluoranthene	ND		ug/Kg	2,700	10	287577	04/15/22	04/15/22	HQN
Benzidine	ND		ug/Kg	13,000	10	287577	04/15/22	04/15/22	HQN
Pyrene	ND		ug/Kg	2,700	10	287577	04/15/22	04/15/22	HQN
Butylbenzylphthalate	ND		ug/Kg	2,700	10	287577	04/15/22	04/15/22	HQN
3,3'-Dichlorobenzidine	ND		ug/Kg	13,000	10	287577	04/15/22	04/15/22	HQN
Benzo(a)anthracene	ND		ug/Kg	2,700	10	287577	04/15/22	04/15/22	HQN
Chrysene	ND		ug/Kg	2,700	10	287577	04/15/22	04/15/22	HQN
bis(2-Ethylhexyl)phthalate	ND		ug/Kg	2,700	10	287577	04/15/22	04/15/22	HQN
Di-n-octylphthalate	ND		ug/Kg	2,700	10	287577	04/15/22	04/15/22	HQN
Benzo(b)fluoranthene	ND		ug/Kg	2,700	10	287577	04/15/22	04/15/22	HQN
Benzo(k)fluoranthene	ND		ug/Kg	2,700	10	287577	04/15/22	04/15/22	HQN
Benzo(a)pyrene	ND		ug/Kg	2,700	10	287577	04/15/22	04/15/22	HQN
Indeno(1,2,3-cd)pyrene	ND		ug/Kg	2,700	10	287577	04/15/22	04/15/22	HQN
Dibenz(a,h)anthracene	ND		ug/Kg	2,700	10	287577	04/15/22	04/15/22	HQN
Benzo(g,h,i)perylene	ND		ug/Kg	2,700	10	287577	04/15/22	04/15/22	HQN
Surrogates				**Limits**					
2-Fluorophenol	94%		%REC	29-120	10	287577	04/15/22	04/15/22	HQN
Phenol-d6	101%		%REC	30-120	10	287577	04/15/22	04/15/22	HQN
2,4,6-Tribromophenol	71%		%REC	32-120	10	287577	04/15/22	04/15/22	HQN

Results for any subcontracted analyses are not included in this section.

ENTHALPY ANALYTICAL

Analysis Results for 461330

461330-023 Analyte	Result	Qual	Units	RL	DF	Batch	Prepared	Analyzed	Chemist
Nitrobenzene-d5	94%		%REC	33-120	10	287577	04/15/22	04/15/22	HQN
2-Fluorobiphenyl	89%		%REC	39-120	10	287577	04/15/22	04/15/22	HQN
Terphenyl-d14	111%		%REC	44-125	10	287577	04/15/22	04/15/22	HQN

Results for any subcontracted analyses are not included in this section.

ENTHALPY ANALYTICAL

Analysis Results for 461330

Sample ID: SSJ-08-3.25	Lab ID: 461330-024	Collected: 04/12/22 15:30
	Matrix: Soil	Basis: Dry

461330-024 Analyte	Result	Qual	Units	RL	DF	Batch	Prepared	Analyzed	Chemist
Method: ASTM D2216 Prep Method: METHOD									
Moisture, Percent	**8**		%	1	1	287755	04/19/22	04/19/22	DNA
Method: EPA 6010B Prep Method: EPA 3050B									
Antimony	ND		mg/Kg	3.2	0.97	287694	04/18/22	04/18/22	SBW
Arsenic	**2.6**		mg/Kg	1.1	0.97	287694	04/18/22	04/18/22	SBW
Barium	**230**		mg/Kg	1.1	0.97	287694	04/18/22	04/18/22	SBW
Beryllium	ND		mg/Kg	0.53	0.97	287694	04/18/22	04/18/22	SBW
Cadmium	ND		mg/Kg	0.53	0.97	287694	04/18/22	04/18/22	SBW
Chromium	**78**		mg/Kg	1.1	0.97	287694	04/18/22	04/18/22	SBW
Cobalt	**10**		mg/Kg	0.53	0.97	287694	04/18/22	04/18/22	SBW
Copper	**16**		mg/Kg	1.1	0.97	287694	04/18/22	04/18/22	SBW
Lead	**11**		mg/Kg	1.1	0.97	287694	04/18/22	04/18/22	SBW
Molybdenum	ND		mg/Kg	1.1	0.97	287694	04/18/22	04/18/22	SBW
Nickel	**150**		mg/Kg	1.1	0.97	287694	04/18/22	04/18/22	SBW
Selenium	ND		mg/Kg	3.2	0.97	287694	04/18/22	04/18/22	SBW
Silver	ND		mg/Kg	0.53	0.97	287694	04/18/22	04/18/22	SBW
Thallium	ND		mg/Kg	3.2	0.97	287694	04/18/22	04/18/22	SBW
Vanadium	**37**		mg/Kg	1.1	0.97	287694	04/18/22	04/18/22	SBW
Zinc	**51**		mg/Kg	5.3	0.97	287694	04/18/22	04/18/22	SBW
Method: EPA 7471A Prep Method: METHOD									
Mercury	**0.21**		mg/Kg	0.15	1	287601	04/15/22	04/15/22	SBW
Method: EPA 8015M Prep Method: EPA 3580									
DRO C10-C28	**94**		mg/Kg	11	1	287559	04/14/22	04/15/22	MES
ORO C28-C44	**97**		mg/Kg	22	1	287559	04/14/22	04/15/22	MES
Surrogates				**Limits**					
n-Triacontane	96%		%REC	70-130	1	287559	04/14/22	04/15/22	MES
Method: EPA 8260B Prep Method: EPA 5030B									
TPH Gasoline	ND		ug/Kg	110	1	287472	04/14/22	04/14/22	RAO
Freon 12	ND		ug/Kg	5.4	1	287472	04/14/22	04/14/22	RAO
Chloromethane	ND		ug/Kg	5.4	1	287472	04/14/22	04/14/22	RAO
Vinyl Chloride	ND		ug/Kg	5.4	1	287472	04/14/22	04/14/22	RAO
Bromomethane	ND		ug/Kg	5.4	1	287472	04/14/22	04/14/22	RAO
Chloroethane	ND		ug/Kg	5.4	1	287472	04/14/22	04/14/22	RAO
Trichlorofluoromethane	ND		ug/Kg	5.4	1	287472	04/14/22	04/14/22	RAO
Acetone	ND		ug/Kg	110	1	287472	04/14/22	04/14/22	RAO
Freon 113	ND		ug/Kg	5.4	1	287472	04/14/22	04/14/22	RAO
1,1-Dichloroethene	ND		ug/Kg	5.4	1	287472	04/14/22	04/14/22	RAO

Results for any subcontracted analyses are not included in this section.

ENTHALPY ANALYTICAL

Analysis Results for 461330

461330-024 Analyte	Result	Qual	Units	RL	DF	Batch	Prepared	Analyzed	Chemist
Methylene Chloride	ND		ug/Kg	5.4	1	287472	04/14/22	04/14/22	RAO
MTBE	ND		ug/Kg	5.4	1	287472	04/14/22	04/14/22	RAO
trans-1,2-Dichloroethene	ND		ug/Kg	5.4	1	287472	04/14/22	04/14/22	RAO
1,1-Dichloroethane	ND		ug/Kg	5.4	1	287472	04/14/22	04/14/22	RAO
2-Butanone	ND		ug/Kg	110	1	287472	04/14/22	04/14/22	RAO
cis-1,2-Dichloroethene	ND		ug/Kg	5.4	1	287472	04/14/22	04/14/22	RAO
2,2-Dichloropropane	ND		ug/Kg	5.4	1	287472	04/14/22	04/14/22	RAO
Chloroform	ND		ug/Kg	5.4	1	287472	04/14/22	04/14/22	RAO
Bromochloromethane	ND		ug/Kg	5.4	1	287472	04/14/22	04/14/22	RAO
1,1,1-Trichloroethane	ND		ug/Kg	5.4	1	287472	04/14/22	04/14/22	RAO
1,1-Dichloropropene	ND		ug/Kg	5.4	1	287472	04/14/22	04/14/22	RAO
Carbon Tetrachloride	ND		ug/Kg	5.4	1	287472	04/14/22	04/14/22	RAO
1,2-Dichloroethane	ND		ug/Kg	5.4	1	287472	04/14/22	04/14/22	RAO
Benzene	ND		ug/Kg	5.4	1	287472	04/14/22	04/14/22	RAO
Trichloroethene	ND		ug/Kg	5.4	1	287472	04/14/22	04/14/22	RAO
1,2-Dichloropropane	ND		ug/Kg	5.4	1	287472	04/14/22	04/14/22	RAO
Bromodichloromethane	ND		ug/Kg	5.4	1	287472	04/14/22	04/14/22	RAO
Dibromomethane	ND		ug/Kg	5.4	1	287472	04/14/22	04/14/22	RAO
4-Methyl-2-Pentanone	ND		ug/Kg	8.8	1	287472	04/14/22	04/14/22	RAO
cis-1,3-Dichloropropene	ND		ug/Kg	5.4	1	287472	04/14/22	04/14/22	RAO
Toluene	ND		ug/Kg	5.4	1	287472	04/14/22	04/14/22	RAO
trans-1,3-Dichloropropene	ND		ug/Kg	5.4	1	287472	04/14/22	04/14/22	RAO
1,1,2-Trichloroethane	ND		ug/Kg	5.4	1	287472	04/14/22	04/14/22	RAO
1,3-Dichloropropane	ND		ug/Kg	5.4	1	287472	04/14/22	04/14/22	RAO
Tetrachloroethene	ND		ug/Kg	5.4	1	287472	04/14/22	04/14/22	RAO
Dibromochloromethane	ND		ug/Kg	5.4	1	287472	04/14/22	04/14/22	RAO
1,2-Dibromoethane	ND		ug/Kg	5.4	1	287472	04/14/22	04/14/22	RAO
Chlorobenzene	ND		ug/Kg	5.4	1	287472	04/14/22	04/14/22	RAO
1,1,1,2-Tetrachloroethane	ND		ug/Kg	5.4	1	287472	04/14/22	04/14/22	RAO
Ethylbenzene	ND		ug/Kg	5.4	1	287472	04/14/22	04/14/22	RAO
m,p-Xylenes	ND		ug/Kg	11	1	287472	04/14/22	04/14/22	RAO
o-Xylene	ND		ug/Kg	5.4	1	287472	04/14/22	04/14/22	RAO
Styrene	ND		ug/Kg	5.4	1	287472	04/14/22	04/14/22	RAO
Bromoform	ND		ug/Kg	5.4	1	287472	04/14/22	04/14/22	RAO
Isopropylbenzene	ND		ug/Kg	5.4	1	287472	04/14/22	04/14/22	RAO
1,1,2,2-Tetrachloroethane	ND		ug/Kg	5.4	1	287472	04/14/22	04/14/22	RAO
1,2,3-Trichloropropane	ND		ug/Kg	5.4	1	287472	04/14/22	04/14/22	RAO
Propylbenzene	ND		ug/Kg	5.4	1	287472	04/14/22	04/14/22	RAO
Bromobenzene	ND		ug/Kg	5.4	1	287472	04/14/22	04/14/22	RAO
1,3,5-Trimethylbenzene	ND		ug/Kg	5.4	1	287472	04/14/22	04/14/22	RAO
2-Chlorotoluene	ND		ug/Kg	5.4	1	287472	04/14/22	04/14/22	RAO
4-Chlorotoluene	ND		ug/Kg	5.4	1	287472	04/14/22	04/14/22	RAO
tert-Butylbenzene	ND		ug/Kg	5.4	1	287472	04/14/22	04/14/22	RAO
1,2,4-Trimethylbenzene	ND		ug/Kg	5.4	1	287472	04/14/22	04/14/22	RAO
sec-Butylbenzene	ND		ug/Kg	5.4	1	287472	04/14/22	04/14/22	RAO
para-Isopropyl Toluene	ND		ug/Kg	5.4	1	287472	04/14/22	04/14/22	RAO

Results for any subcontracted analyses are not included in this section.

Analysis Results for 461330

461330-024 Analyte	Result	Qual	Units	RL	DF	Batch	Prepared	Analyzed	Chemist
1,3-Dichlorobenzene	ND		ug/Kg	5.4	1	287472	04/14/22	04/14/22	RAO
1,4-Dichlorobenzene	ND		ug/Kg	5.4	1	287472	04/14/22	04/14/22	RAO
n-Butylbenzene	ND		ug/Kg	5.4	1	287472	04/14/22	04/14/22	RAO
1,2-Dichlorobenzene	ND		ug/Kg	5.4	1	287472	04/14/22	04/14/22	RAO
1,2-Dibromo-3-Chloropropane	ND		ug/Kg	5.4	1	287472	04/14/22	04/14/22	RAO
1,2,4-Trichlorobenzene	ND		ug/Kg	5.4	1	287472	04/14/22	04/14/22	RAO
Hexachlorobutadiene	ND		ug/Kg	5.4	1	287472	04/14/22	04/14/22	RAO
Naphthalene	ND		ug/Kg	5.4	1	287472	04/14/22	04/14/22	RAO
1,2,3-Trichlorobenzene	ND		ug/Kg	5.4	1	287472	04/14/22	04/14/22	RAO
Surrogates				**Limits**					
Dibromofluoromethane	106%		%REC	70-145	1	287472	04/14/22	04/14/22	RAO
1,2-Dichloroethane-d4	102%		%REC	70-145	1	287472	04/14/22	04/14/22	RAO
Toluene-d8	103%		%REC	70-145	1	287472	04/14/22	04/14/22	RAO
Bromofluorobenzene	96%		%REC	70-145	1	287472	04/14/22	04/14/22	RAO
Method: EPA 8270C Prep Method: EPA 3546									
Carbazole	ND		ug/Kg	1,400	5	287577	04/15/22	04/19/22	TJW
1-Methylnaphthalene	ND		ug/Kg	1,400	5	287577	04/15/22	04/19/22	TJW
Pyridine	ND		ug/Kg	1,400	5	287577	04/15/22	04/19/22	TJW
N-Nitrosodimethylamine	ND		ug/Kg	1,400	5	287577	04/15/22	04/19/22	TJW
Phenol	ND		ug/Kg	1,400	5	287577	04/15/22	04/19/22	TJW
Aniline	ND		ug/Kg	1,400	5	287577	04/15/22	04/19/22	TJW
bis(2-Chloroethyl)ether	ND		ug/Kg	6,500	5	287577	04/15/22	04/19/22	TJW
2-Chlorophenol	ND		ug/Kg	1,400	5	287577	04/15/22	04/19/22	TJW
1,3-Dichlorobenzene	ND		ug/Kg	1,400	5	287577	04/15/22	04/19/22	TJW
1,4-Dichlorobenzene	ND		ug/Kg	1,400	5	287577	04/15/22	04/19/22	TJW
Benzyl alcohol	ND		ug/Kg	1,400	5	287577	04/15/22	04/19/22	TJW
1,2-Dichlorobenzene	ND		ug/Kg	1,400	5	287577	04/15/22	04/19/22	TJW
2-Methylphenol	ND		ug/Kg	1,400	5	287577	04/15/22	04/19/22	TJW
bis(2-Chloroisopropyl) ether	ND		ug/Kg	1,400	5	287577	04/15/22	04/19/22	TJW
3-,4-Methylphenol	ND		ug/Kg	2,200	5	287577	04/15/22	04/19/22	TJW
N-Nitroso-di-n-propylamine	ND		ug/Kg	1,400	5	287577	04/15/22	04/19/22	TJW
Hexachloroethane	ND		ug/Kg	1,400	5	287577	04/15/22	04/19/22	TJW
Nitrobenzene	ND		ug/Kg	6,500	5	287577	04/15/22	04/19/22	TJW
Isophorone	ND		ug/Kg	1,400	5	287577	04/15/22	04/19/22	TJW
2-Nitrophenol	ND		ug/Kg	1,400	5	287577	04/15/22	04/19/22	TJW
2,4-Dimethylphenol	ND		ug/Kg	1,400	5	287577	04/15/22	04/19/22	TJW
Benzoic acid	ND		ug/Kg	6,500	5	287577	04/15/22	04/19/22	TJW
bis(2-Chloroethoxy)methane	ND		ug/Kg	1,400	5	287577	04/15/22	04/19/22	TJW
2,4-Dichlorophenol	ND		ug/Kg	1,400	5	287577	04/15/22	04/19/22	TJW
1,2,4-Trichlorobenzene	ND		ug/Kg	1,400	5	287577	04/15/22	04/19/22	TJW
Naphthalene	ND		ug/Kg	1,400	5	287577	04/15/22	04/19/22	TJW
4-Chloroaniline	ND		ug/Kg	1,400	5	287577	04/15/22	04/19/22	TJW
Hexachlorobutadiene	ND		ug/Kg	1,400	5	287577	04/15/22	04/19/22	TJW
4-Chloro-3-methylphenol	ND		ug/Kg	1,400	5	287577	04/15/22	04/19/22	TJW
2-Methylnaphthalene	ND		ug/Kg	1,400	5	287577	04/15/22	04/19/22	TJW

Results for any subcontracted analyses are not included in this section.

ENTHALPY ANALYTICAL

Analysis Results for 461330

461330-024 Analyte	Result	Qual	Units	RL	DF	Batch	Prepared	Analyzed	Chemist
Hexachlorocyclopentadiene	ND		ug/Kg	6,500	5	287577	04/15/22	04/19/22	TJW
2,4,6-Trichlorophenol	ND		ug/Kg	1,400	5	287577	04/15/22	04/19/22	TJW
2,4,5-Trichlorophenol	ND		ug/Kg	1,400	5	287577	04/15/22	04/19/22	TJW
2-Chloronaphthalene	ND		ug/Kg	1,400	5	287577	04/15/22	04/19/22	TJW
2-Nitroaniline	ND		ug/Kg	1,400	5	287577	04/15/22	04/19/22	TJW
Dimethylphthalate	ND		ug/Kg	1,400	5	287577	04/15/22	04/19/22	TJW
Acenaphthylene	ND		ug/Kg	1,400	5	287577	04/15/22	04/19/22	TJW
2,6-Dinitrotoluene	ND		ug/Kg	1,400	5	287577	04/15/22	04/19/22	TJW
3-Nitroaniline	ND		ug/Kg	1,400	5	287577	04/15/22	04/19/22	TJW
Acenaphthene	ND		ug/Kg	1,400	5	287577	04/15/22	04/19/22	TJW
2,4-Dinitrophenol	ND		ug/Kg	6,500	5	287577	04/15/22	04/19/22	TJW
4-Nitrophenol	ND		ug/Kg	1,400	5	287577	04/15/22	04/19/22	TJW
Dibenzofuran	ND		ug/Kg	1,400	5	287577	04/15/22	04/19/22	TJW
2,4-Dinitrotoluene	ND		ug/Kg	1,400	5	287577	04/15/22	04/19/22	TJW
Diethylphthalate	ND		ug/Kg	1,400	5	287577	04/15/22	04/19/22	TJW
Fluorene	ND		ug/Kg	1,400	5	287577	04/15/22	04/19/22	TJW
4-Chlorophenyl-phenylether	ND		ug/Kg	1,400	5	287577	04/15/22	04/19/22	TJW
4-Nitroaniline	ND		ug/Kg	1,400	5	287577	04/15/22	04/19/22	TJW
4,6-Dinitro-2-methylphenol	ND		ug/Kg	1,400	5	287577	04/15/22	04/19/22	TJW
N-Nitrosodiphenylamine	ND		ug/Kg	1,400	5	287577	04/15/22	04/19/22	TJW
1,2-diphenylhydrazine (as azobenzene)	ND		ug/Kg	1,400	5	287577	04/15/22	04/19/22	TJW
4-Bromophenyl-phenylether	ND		ug/Kg	1,400	5	287577	04/15/22	04/19/22	TJW
Hexachlorobenzene	ND		ug/Kg	1,400	5	287577	04/15/22	04/19/22	TJW
Pentachlorophenol	ND		ug/Kg	6,500	5	287577	04/15/22	04/19/22	TJW
Phenanthrene	ND		ug/Kg	1,400	5	287577	04/15/22	04/19/22	TJW
Anthracene	ND		ug/Kg	1,400	5	287577	04/15/22	04/19/22	TJW
Di-n-butylphthalate	ND		ug/Kg	1,400	5	287577	04/15/22	04/19/22	TJW
Fluoranthene	ND		ug/Kg	1,400	5	287577	04/15/22	04/19/22	TJW
Benzidine	ND		ug/Kg	6,500	5	287577	04/15/22	04/19/22	TJW
Pyrene	ND		ug/Kg	1,400	5	287577	04/15/22	04/19/22	TJW
Butylbenzylphthalate	ND		ug/Kg	1,400	5	287577	04/15/22	04/19/22	TJW
3,3'-Dichlorobenzidine	ND		ug/Kg	6,500	5	287577	04/15/22	04/19/22	TJW
Benzo(a)anthracene	ND		ug/Kg	1,400	5	287577	04/15/22	04/19/22	TJW
Chrysene	ND		ug/Kg	1,400	5	287577	04/15/22	04/19/22	TJW
bis(2-Ethylhexyl)phthalate	ND		ug/Kg	1,400	5	287577	04/15/22	04/19/22	TJW
Di-n-octylphthalate	ND		ug/Kg	1,400	5	287577	04/15/22	04/19/22	TJW
Benzo(b)fluoranthene	ND		ug/Kg	1,400	5	287577	04/15/22	04/19/22	TJW
Benzo(k)fluoranthene	ND		ug/Kg	1,400	5	287577	04/15/22	04/19/22	TJW
Benzo(a)pyrene	ND		ug/Kg	1,400	5	287577	04/15/22	04/19/22	TJW
Indeno(1,2,3-cd)pyrene	ND		ug/Kg	1,400	5	287577	04/15/22	04/19/22	TJW
Dibenz(a,h)anthracene	ND		ug/Kg	1,400	5	287577	04/15/22	04/19/22	TJW
Benzo(g,h,i)perylene	ND		ug/Kg	1,400	5	287577	04/15/22	04/19/22	TJW
Surrogates				**Limits**					
2-Fluorophenol	72%		%REC	29-120	5	287577	04/15/22	04/19/22	TJW
Phenol-d6	72%		%REC	30-120	5	287577	04/15/22	04/19/22	TJW
2,4,6-Tribromophenol	76%		%REC	32-120	5	287577	04/15/22	04/19/22	TJW

Results for any subcontracted analyses are not included in this section.

ENTHALPY ANALYTICAL

Analysis Results for 461330

461330-024 Analyte	Result	Qual	Units	RL	DF	Batch	Prepared	Analyzed	Chemist
Nitrobenzene-d5	59%		%REC	33-120	5	287577	04/15/22	04/19/22	TJW
2-Fluorobiphenyl	68%		%REC	39-120	5	287577	04/15/22	04/19/22	TJW
Terphenyl-d14	83%		%REC	44-125	5	287577	04/15/22	04/19/22	TJW

Results for any subcontracted analyses are not included in this section.

ENTHALPY ANALYTICAL

Analysis Results for 461330

Sample ID: SSJ-09-0.25	Lab ID: 461330-025	Collected: 04/12/22 15:50
	Matrix: Soil	Basis: Dry

461330-025 Analyte	Result	Qual	Units	RL	DF	Batch	Prepared	Analyzed	Chemist
Method: ASTM D2216 Prep Method: METHOD									
Moisture, Percent	**19**		%	1	1	287755	04/19/22	04/19/22	DNA
Method: EPA 6010B Prep Method: EPA 3050B									
Antimony	ND		mg/Kg	3.4	0.93	287694	04/18/22	04/18/22	SBW
Arsenic	**4.2**		mg/Kg	1.1	0.93	287694	04/18/22	04/18/22	SBW
Barium	**250**		mg/Kg	1.1	0.93	287694	04/18/22	04/18/22	SBW
Beryllium	ND		mg/Kg	0.57	0.93	287694	04/18/22	04/18/22	SBW
Cadmium	ND		mg/Kg	0.57	0.93	287694	04/18/22	04/18/22	SBW
Chromium	**51**		mg/Kg	1.1	0.93	287694	04/18/22	04/18/22	SBW
Cobalt	**7.0**		mg/Kg	0.57	0.93	287694	04/18/22	04/18/22	SBW
Copper	**28**		mg/Kg	1.1	0.93	287694	04/18/22	04/18/22	SBW
Lead	**10**		mg/Kg	1.1	0.93	287694	04/18/22	04/18/22	SBW
Molybdenum	ND		mg/Kg	1.1	0.93	287694	04/18/22	04/18/22	SBW
Nickel	**52**		mg/Kg	1.1	0.93	287694	04/18/22	04/18/22	SBW
Selenium	ND		mg/Kg	3.4	0.93	287694	04/18/22	04/18/22	SBW
Silver	ND		mg/Kg	0.57	0.93	287694	04/18/22	04/18/22	SBW
Thallium	ND		mg/Kg	3.4	0.93	287694	04/18/22	04/18/22	SBW
Vanadium	**50**		mg/Kg	1.1	0.93	287694	04/18/22	04/18/22	SBW
Zinc	**44**		mg/Kg	5.7	0.93	287694	04/18/22	04/18/22	SBW
Method: EPA 7471A Prep Method: METHOD									
Mercury	ND		mg/Kg	0.18	1.1	287601	04/15/22	04/15/22	SBW
Method: EPA 8015M Prep Method: EPA 3580									
DRO C10-C28	**48**		mg/Kg	12	1	287559	04/14/22	04/15/22	MES
ORO C28-C44	**33**		mg/Kg	25	1	287559	04/14/22	04/15/22	MES
Surrogates				**Limits**					
n-Triacontane	93%		%REC	70-130	1	287559	04/14/22	04/15/22	MES
Method: EPA 8260B Prep Method: EPA 5030B									
TPH Gasoline	ND		ug/Kg	120	1	287472	04/14/22	04/14/22	RAO
Freon 12	ND		ug/Kg	6.2	1	287472	04/14/22	04/14/22	RAO
Chloromethane	ND		ug/Kg	6.2	1	287472	04/14/22	04/14/22	RAO
Vinyl Chloride	ND		ug/Kg	6.2	1	287472	04/14/22	04/14/22	RAO
Bromomethane	ND		ug/Kg	6.2	1	287472	04/14/22	04/14/22	RAO
Chloroethane	ND		ug/Kg	6.2	1	287472	04/14/22	04/14/22	RAO
Trichlorofluoromethane	ND		ug/Kg	6.2	1	287472	04/14/22	04/14/22	RAO
Acetone	ND		ug/Kg	120	1	287472	04/14/22	04/14/22	RAO
Freon 113	ND		ug/Kg	6.2	1	287472	04/14/22	04/14/22	RAO
1,1-Dichloroethene	ND		ug/Kg	6.2	1	287472	04/14/22	04/14/22	RAO

Results for any subcontracted analyses are not included in this section.

ENTHALPY ANALYTICAL

Analysis Results for 461330

461330-025 Analyte	Result	Qual	Units	RL	DF	Batch	Prepared	Analyzed	Chemist
Methylene Chloride	ND		ug/Kg	6.2	1	287472	04/14/22	04/14/22	RAO
MTBE	ND		ug/Kg	6.2	1	287472	04/14/22	04/14/22	RAO
trans-1,2-Dichloroethene	ND		ug/Kg	6.2	1	287472	04/14/22	04/14/22	RAO
1,1-Dichloroethane	ND		ug/Kg	6.2	1	287472	04/14/22	04/14/22	RAO
2-Butanone	ND		ug/Kg	120	1	287472	04/14/22	04/14/22	RAO
cis-1,2-Dichloroethene	ND		ug/Kg	6.2	1	287472	04/14/22	04/14/22	RAO
2,2-Dichloropropane	ND		ug/Kg	6.2	1	287472	04/14/22	04/14/22	RAO
Chloroform	ND		ug/Kg	6.2	1	287472	04/14/22	04/14/22	RAO
Bromochloromethane	ND		ug/Kg	6.2	1	287472	04/14/22	04/14/22	RAO
1,1,1-Trichloroethane	ND		ug/Kg	6.2	1	287472	04/14/22	04/14/22	RAO
1,1-Dichloropropene	ND		ug/Kg	6.2	1	287472	04/14/22	04/14/22	RAO
Carbon Tetrachloride	ND		ug/Kg	6.2	1	287472	04/14/22	04/14/22	RAO
1,2-Dichloroethane	ND		ug/Kg	6.2	1	287472	04/14/22	04/14/22	RAO
Benzene	ND		ug/Kg	6.2	1	287472	04/14/22	04/14/22	RAO
Trichloroethene	ND		ug/Kg	6.2	1	287472	04/14/22	04/14/22	RAO
1,2-Dichloropropane	ND		ug/Kg	6.2	1	287472	04/14/22	04/14/22	RAO
Bromodichloromethane	ND		ug/Kg	6.2	1	287472	04/14/22	04/14/22	RAO
Dibromomethane	ND		ug/Kg	6.2	1	287472	04/14/22	04/14/22	RAO
4-Methyl-2-Pentanone	ND		ug/Kg	10	1	287472	04/14/22	04/14/22	RAO
cis-1,3-Dichloropropene	ND		ug/Kg	6.2	1	287472	04/14/22	04/14/22	RAO
Toluene	ND		ug/Kg	6.2	1	287472	04/14/22	04/14/22	RAO
trans-1,3-Dichloropropene	ND		ug/Kg	6.2	1	287472	04/14/22	04/14/22	RAO
1,1,2-Trichloroethane	ND		ug/Kg	6.2	1	287472	04/14/22	04/14/22	RAO
1,3-Dichloropropane	ND		ug/Kg	6.2	1	287472	04/14/22	04/14/22	RAO
Tetrachloroethene	ND		ug/Kg	6.2	1	287472	04/14/22	04/14/22	RAO
Dibromochloromethane	ND		ug/Kg	6.2	1	287472	04/14/22	04/14/22	RAO
1,2-Dibromoethane	ND		ug/Kg	6.2	1	287472	04/14/22	04/14/22	RAO
Chlorobenzene	ND		ug/Kg	6.2	1	287472	04/14/22	04/14/22	RAO
1,1,1,2-Tetrachloroethane	ND		ug/Kg	6.2	1	287472	04/14/22	04/14/22	RAO
Ethylbenzene	ND		ug/Kg	6.2	1	287472	04/14/22	04/14/22	RAO
m,p-Xylenes	ND		ug/Kg	12	1	287472	04/14/22	04/14/22	RAO
o-Xylene	ND		ug/Kg	6.2	1	287472	04/14/22	04/14/22	RAO
Styrene	ND		ug/Kg	6.2	1	287472	04/14/22	04/14/22	RAO
Bromoform	ND		ug/Kg	6.2	1	287472	04/14/22	04/14/22	RAO
Isopropylbenzene	ND		ug/Kg	6.2	1	287472	04/14/22	04/14/22	RAO
1,1,2,2-Tetrachloroethane	ND		ug/Kg	6.2	1	287472	04/14/22	04/14/22	RAO
1,2,3-Trichloropropane	ND		ug/Kg	6.2	1	287472	04/14/22	04/14/22	RAO
Propylbenzene	ND		ug/Kg	6.2	1	287472	04/14/22	04/14/22	RAO
Bromobenzene	ND		ug/Kg	6.2	1	287472	04/14/22	04/14/22	RAO
1,3,5-Trimethylbenzene	ND		ug/Kg	6.2	1	287472	04/14/22	04/14/22	RAO
2-Chlorotoluene	ND		ug/Kg	6.2	1	287472	04/14/22	04/14/22	RAO
4-Chlorotoluene	ND		ug/Kg	6.2	1	287472	04/14/22	04/14/22	RAO
tert-Butylbenzene	ND		ug/Kg	6.2	1	287472	04/14/22	04/14/22	RAO
1,2,4-Trimethylbenzene	ND		ug/Kg	6.2	1	287472	04/14/22	04/14/22	RAO
sec-Butylbenzene	ND		ug/Kg	6.2	1	287472	04/14/22	04/14/22	RAO
para-Isopropyl Toluene	ND		ug/Kg	6.2	1	287472	04/14/22	04/14/22	RAO

Results for any subcontracted analyses are not included in this section.

ENTHALPY ANALYTICAL

Analysis Results for 461330

461330-025 Analyte	Result	Qual	Units	RL	DF	Batch	Prepared	Analyzed	Chemist
1,3-Dichlorobenzene	ND		ug/Kg	6.2	1	287472	04/14/22	04/14/22	RAO
1,4-Dichlorobenzene	ND		ug/Kg	6.2	1	287472	04/14/22	04/14/22	RAO
n-Butylbenzene	ND		ug/Kg	6.2	1	287472	04/14/22	04/14/22	RAO
1,2-Dichlorobenzene	ND		ug/Kg	6.2	1	287472	04/14/22	04/14/22	RAO
1,2-Dibromo-3-Chloropropane	ND		ug/Kg	6.2	1	287472	04/14/22	04/14/22	RAO
1,2,4-Trichlorobenzene	ND		ug/Kg	6.2	1	287472	04/14/22	04/14/22	RAO
Hexachlorobutadiene	ND		ug/Kg	6.2	1	287472	04/14/22	04/14/22	RAO
Naphthalene	ND		ug/Kg	6.2	1	287472	04/14/22	04/14/22	RAO
1,2,3-Trichlorobenzene	ND		ug/Kg	6.2	1	287472	04/14/22	04/14/22	RAO
Surrogates				**Limits**					
Dibromofluoromethane	100%		%REC	70-145	1	287472	04/14/22	04/14/22	RAO
1,2-Dichloroethane-d4	101%		%REC	70-145	1	287472	04/14/22	04/14/22	RAO
Toluene-d8	104%		%REC	70-145	1	287472	04/14/22	04/14/22	RAO
Bromofluorobenzene	99%		%REC	70-145	1	287472	04/14/22	04/14/22	RAO
Method: EPA 8270C Prep Method: EPA 3546									
Carbazole	ND		ug/Kg	310	1	287577	04/15/22	04/19/22	TJW
1-Methylnaphthalene	ND		ug/Kg	310	1	287577	04/15/22	04/19/22	TJW
Pyridine	ND		ug/Kg	310	1	287577	04/15/22	04/19/22	TJW
N-Nitrosodimethylamine	ND		ug/Kg	310	1	287577	04/15/22	04/19/22	TJW
Phenol	ND		ug/Kg	310	1	287577	04/15/22	04/19/22	TJW
Aniline	ND		ug/Kg	310	1	287577	04/15/22	04/19/22	TJW
bis(2-Chloroethyl)ether	ND		ug/Kg	1,500	1	287577	04/15/22	04/19/22	TJW
2-Chlorophenol	ND		ug/Kg	310	1	287577	04/15/22	04/19/22	TJW
1,3-Dichlorobenzene	ND		ug/Kg	310	1	287577	04/15/22	04/19/22	TJW
1,4-Dichlorobenzene	ND		ug/Kg	310	1	287577	04/15/22	04/19/22	TJW
Benzyl alcohol	ND		ug/Kg	310	1	287577	04/15/22	04/19/22	TJW
1,2-Dichlorobenzene	ND		ug/Kg	310	1	287577	04/15/22	04/19/22	TJW
2-Methylphenol	ND		ug/Kg	310	1	287577	04/15/22	04/19/22	TJW
bis(2-Chloroisopropyl) ether	ND		ug/Kg	310	1	287577	04/15/22	04/19/22	TJW
3-,4-Methylphenol	ND		ug/Kg	490	1	287577	04/15/22	04/19/22	TJW
N-Nitroso-di-n-propylamine	ND		ug/Kg	310	1	287577	04/15/22	04/19/22	TJW
Hexachloroethane	ND		ug/Kg	310	1	287577	04/15/22	04/19/22	TJW
Nitrobenzene	ND		ug/Kg	1,500	1	287577	04/15/22	04/19/22	TJW
Isophorone	ND		ug/Kg	310	1	287577	04/15/22	04/19/22	TJW
2-Nitrophenol	ND		ug/Kg	310	1	287577	04/15/22	04/19/22	TJW
2,4-Dimethylphenol	ND		ug/Kg	310	1	287577	04/15/22	04/19/22	TJW
Benzoic acid	ND		ug/Kg	1,500	1	287577	04/15/22	04/19/22	TJW
bis(2-Chloroethoxy)methane	ND		ug/Kg	310	1	287577	04/15/22	04/19/22	TJW
2,4-Dichlorophenol	ND		ug/Kg	310	1	287577	04/15/22	04/19/22	TJW
1,2,4-Trichlorobenzene	ND		ug/Kg	310	1	287577	04/15/22	04/19/22	TJW
Naphthalene	ND		ug/Kg	310	1	287577	04/15/22	04/19/22	TJW
4-Chloroaniline	ND		ug/Kg	310	1	287577	04/15/22	04/19/22	TJW
Hexachlorobutadiene	ND		ug/Kg	310	1	287577	04/15/22	04/19/22	TJW
4-Chloro-3-methylphenol	ND		ug/Kg	310	1	287577	04/15/22	04/19/22	TJW
2-Methylnaphthalene	ND		ug/Kg	310	1	287577	04/15/22	04/19/22	TJW

Results for any subcontracted analyses are not included in this section.

ENTHALPY ANALYTICAL

Analysis Results for 461330

461330-025 Analyte	Result	Qual	Units	RL	DF	Batch	Prepared	Analyzed	Chemist
Hexachlorocyclopentadiene	ND		ug/Kg	1,500	1	287577	04/15/22	04/19/22	TJW
2,4,6-Trichlorophenol	ND		ug/Kg	310	1	287577	04/15/22	04/19/22	TJW
2,4,5-Trichlorophenol	ND		ug/Kg	310	1	287577	04/15/22	04/19/22	TJW
2-Chloronaphthalene	ND		ug/Kg	310	1	287577	04/15/22	04/19/22	TJW
2-Nitroaniline	ND		ug/Kg	310	1	287577	04/15/22	04/19/22	TJW
Dimethylphthalate	ND		ug/Kg	310	1	287577	04/15/22	04/19/22	TJW
Acenaphthylene	ND		ug/Kg	310	1	287577	04/15/22	04/19/22	TJW
2,6-Dinitrotoluene	ND		ug/Kg	310	1	287577	04/15/22	04/19/22	TJW
3-Nitroaniline	ND		ug/Kg	310	1	287577	04/15/22	04/19/22	TJW
Acenaphthene	ND		ug/Kg	310	1	287577	04/15/22	04/19/22	TJW
2,4-Dinitrophenol	ND		ug/Kg	1,500	1	287577	04/15/22	04/19/22	TJW
4-Nitrophenol	ND		ug/Kg	310	1	287577	04/15/22	04/19/22	TJW
Dibenzofuran	ND		ug/Kg	310	1	287577	04/15/22	04/19/22	TJW
2,4-Dinitrotoluene	ND		ug/Kg	310	1	287577	04/15/22	04/19/22	TJW
Diethylphthalate	ND		ug/Kg	310	1	287577	04/15/22	04/19/22	TJW
Fluorene	ND		ug/Kg	310	1	287577	04/15/22	04/19/22	TJW
4-Chlorophenyl-phenylether	ND		ug/Kg	310	1	287577	04/15/22	04/19/22	TJW
4-Nitroaniline	ND		ug/Kg	310	1	287577	04/15/22	04/19/22	TJW
4,6-Dinitro-2-methylphenol	ND		ug/Kg	310	1	287577	04/15/22	04/19/22	TJW
N-Nitrosodiphenylamine	ND		ug/Kg	310	1	287577	04/15/22	04/19/22	TJW
1,2-diphenylhydrazine (as azobenzene)	ND		ug/Kg	310	1	287577	04/15/22	04/19/22	TJW
4-Bromophenyl-phenylether	ND		ug/Kg	310	1	287577	04/15/22	04/19/22	TJW
Hexachlorobenzene	ND		ug/Kg	310	1	287577	04/15/22	04/19/22	TJW
Pentachlorophenol	ND		ug/Kg	1,500	1	287577	04/15/22	04/19/22	TJW
Phenanthrene	ND		ug/Kg	310	1	287577	04/15/22	04/19/22	TJW
Anthracene	ND		ug/Kg	310	1	287577	04/15/22	04/19/22	TJW
Di-n-butylphthalate	ND		ug/Kg	310	1	287577	04/15/22	04/19/22	TJW
Fluoranthene	ND		ug/Kg	310	1	287577	04/15/22	04/19/22	TJW
Benzidine	ND		ug/Kg	1,500	1	287577	04/15/22	04/19/22	TJW
Pyrene	ND		ug/Kg	310	1	287577	04/15/22	04/19/22	TJW
Butylbenzylphthalate	ND		ug/Kg	310	1	287577	04/15/22	04/19/22	TJW
3,3'-Dichlorobenzidine	ND		ug/Kg	1,500	1	287577	04/15/22	04/19/22	TJW
Benzo(a)anthracene	ND		ug/Kg	310	1	287577	04/15/22	04/19/22	TJW
Chrysene	ND		ug/Kg	310	1	287577	04/15/22	04/19/22	TJW
bis(2-Ethylhexyl)phthalate	ND		ug/Kg	310	1	287577	04/15/22	04/19/22	TJW
Di-n-octylphthalate	ND		ug/Kg	310	1	287577	04/15/22	04/19/22	TJW
Benzo(b)fluoranthene	ND		ug/Kg	310	1	287577	04/15/22	04/19/22	TJW
Benzo(k)fluoranthene	ND		ug/Kg	310	1	287577	04/15/22	04/19/22	TJW
Benzo(a)pyrene	ND		ug/Kg	310	1	287577	04/15/22	04/19/22	TJW
Indeno(1,2,3-cd)pyrene	ND		ug/Kg	310	1	287577	04/15/22	04/19/22	TJW
Dibenz(a,h)anthracene	ND		ug/Kg	310	1	287577	04/15/22	04/19/22	TJW
Benzo(g,h,i)perylene	ND		ug/Kg	310	1	287577	04/15/22	04/19/22	TJW
Surrogates				**Limits**					
2-Fluorophenol	53%		%REC	29-120	1	287577	04/15/22	04/19/22	TJW
Phenol-d6	67%		%REC	30-120	1	287577	04/15/22	04/19/22	TJW
2,4,6-Tribromophenol	48%		%REC	32-120	1	287577	04/15/22	04/19/22	TJW

Results for any subcontracted analyses are not included in this section.

ENTHALPY ANALYTICAL

Analysis Results for 461330

461330-025 Analyte	Result	Qual	Units	RL	DF	Batch	Prepared	Analyzed	Chemist
Nitrobenzene-d5	59%		%REC	33-120	1	287577	04/15/22	04/19/22	TJW
2-Fluorobiphenyl	66%		%REC	39-120	1	287577	04/15/22	04/19/22	TJW
Terphenyl-d14	80%		%REC	44-125	1	287577	04/15/22	04/19/22	TJW

Results for any subcontracted analyses are not included in this section.

ENTHALPY ANALYTICAL

Analysis Results for 461330

Sample ID: SSJ-09-2.5	Lab ID: 461330-026	Collected: 04/12/22 15:55
	Matrix: Soil	Basis: Dry

461330-026 Analyte	Result	Qual	Units	RL	DF	Batch	Prepared	Analyzed	Chemist
Method: ASTM D2216 Prep Method: METHOD									
Moisture, Percent	**16**		%	1	1	287755	04/19/22	04/19/22	DNA
Method: EPA 6010B Prep Method: EPA 3050B									
Antimony	ND		mg/Kg	3.6	1	287694	04/18/22	04/18/22	SBW
Arsenic	**4.7**		mg/Kg	1.2	1	287694	04/18/22	04/18/22	SBW
Barium	**300**		mg/Kg	1.2	1	287694	04/18/22	04/18/22	SBW
Beryllium	ND		mg/Kg	0.60	1	287694	04/18/22	04/18/22	SBW
Cadmium	ND		mg/Kg	0.60	1	287694	04/18/22	04/18/22	SBW
Chromium	**55**		mg/Kg	1.2	1	287694	04/18/22	04/18/22	SBW
Cobalt	**6.9**		mg/Kg	0.60	1	287694	04/18/22	04/18/22	SBW
Copper	**23**		mg/Kg	1.2	1	287694	04/18/22	04/18/22	SBW
Lead	**9.8**		mg/Kg	1.2	1	287694	04/18/22	04/18/22	SBW
Molybdenum	**1.6**		mg/Kg	1.2	1	287694	04/18/22	04/18/22	SBW
Nickel	**59**		mg/Kg	1.2	1	287694	04/18/22	04/18/22	SBW
Selenium	ND		mg/Kg	3.6	1	287694	04/18/22	04/18/22	SBW
Silver	ND		mg/Kg	0.60	1	287694	04/18/22	04/18/22	SBW
Thallium	ND		mg/Kg	3.6	1	287694	04/18/22	04/18/22	SBW
Vanadium	**61**		mg/Kg	1.2	1	287694	04/18/22	04/18/22	SBW
Zinc	**47**		mg/Kg	6.0	1	287694	04/18/22	04/18/22	SBW
Method: EPA 7471A Prep Method: METHOD									
Mercury	ND		mg/Kg	0.18	1.1	287601	04/15/22	04/15/22	SBW
Method: EPA 8015M Prep Method: EPA 3580									
DRO C10-C28	**23**		mg/Kg	12	1	287559	04/14/22	04/15/22	MES
ORO C28-C44	ND		mg/Kg	24	1	287559	04/14/22	04/15/22	MES
Surrogates				**Limits**					
n-Triacontane	94%		%REC	70-130	1	287559	04/14/22	04/15/22	MES
Method: EPA 8260B Prep Method: EPA 5030B									
TPH Gasoline	ND		ug/Kg	120	1	287472	04/14/22	04/14/22	RAO
Freon 12	ND		ug/Kg	6.0	1	287472	04/14/22	04/14/22	RAO
Chloromethane	ND		ug/Kg	6.0	1	287472	04/14/22	04/14/22	RAO
Vinyl Chloride	ND		ug/Kg	6.0	1	287472	04/14/22	04/14/22	RAO
Bromomethane	ND		ug/Kg	6.0	1	287472	04/14/22	04/14/22	RAO
Chloroethane	ND		ug/Kg	6.0	1	287472	04/14/22	04/14/22	RAO
Trichlorofluoromethane	ND		ug/Kg	6.0	1	287472	04/14/22	04/14/22	RAO
Acetone	ND		ug/Kg	120	1	287472	04/14/22	04/14/22	RAO
Freon 113	ND		ug/Kg	6.0	1	287472	04/14/22	04/14/22	RAO
1,1-Dichloroethene	ND		ug/Kg	6.0	1	287472	04/14/22	04/14/22	RAO

Results for any subcontracted analyses are not included in this section.

ENTHALPY ANALYTICAL

Analysis Results for 461330

461330-026 Analyte	Result	Qual	Units	RL	DF	Batch	Prepared	Analyzed	Chemist
Methylene Chloride	ND		ug/Kg	6.0	1	287472	04/14/22	04/14/22	RAO
MTBE	ND		ug/Kg	6.0	1	287472	04/14/22	04/14/22	RAO
trans-1,2-Dichloroethene	ND		ug/Kg	6.0	1	287472	04/14/22	04/14/22	RAO
1,1-Dichloroethane	ND		ug/Kg	6.0	1	287472	04/14/22	04/14/22	RAO
2-Butanone	ND		ug/Kg	120	1	287472	04/14/22	04/14/22	RAO
cis-1,2-Dichloroethene	ND		ug/Kg	6.0	1	287472	04/14/22	04/14/22	RAO
2,2-Dichloropropane	ND		ug/Kg	6.0	1	287472	04/14/22	04/14/22	RAO
Chloroform	ND		ug/Kg	6.0	1	287472	04/14/22	04/14/22	RAO
Bromochloromethane	ND		ug/Kg	6.0	1	287472	04/14/22	04/14/22	RAO
1,1,1-Trichloroethane	ND		ug/Kg	6.0	1	287472	04/14/22	04/14/22	RAO
1,1-Dichloropropene	ND		ug/Kg	6.0	1	287472	04/14/22	04/14/22	RAO
Carbon Tetrachloride	ND		ug/Kg	6.0	1	287472	04/14/22	04/14/22	RAO
1,2-Dichloroethane	ND		ug/Kg	6.0	1	287472	04/14/22	04/14/22	RAO
Benzene	ND		ug/Kg	6.0	1	287472	04/14/22	04/14/22	RAO
Trichloroethene	ND		ug/Kg	6.0	1	287472	04/14/22	04/14/22	RAO
1,2-Dichloropropane	ND		ug/Kg	6.0	1	287472	04/14/22	04/14/22	RAO
Bromodichloromethane	ND		ug/Kg	6.0	1	287472	04/14/22	04/14/22	RAO
Dibromomethane	ND		ug/Kg	6.0	1	287472	04/14/22	04/14/22	RAO
4-Methyl-2-Pentanone	ND		ug/Kg	9.7	1	287472	04/14/22	04/14/22	RAO
cis-1,3-Dichloropropene	ND		ug/Kg	6.0	1	287472	04/14/22	04/14/22	RAO
Toluene	ND		ug/Kg	6.0	1	287472	04/14/22	04/14/22	RAO
trans-1,3-Dichloropropene	ND		ug/Kg	6.0	1	287472	04/14/22	04/14/22	RAO
1,1,2-Trichloroethane	ND		ug/Kg	6.0	1	287472	04/14/22	04/14/22	RAO
1,3-Dichloropropane	ND		ug/Kg	6.0	1	287472	04/14/22	04/14/22	RAO
Tetrachloroethene	ND		ug/Kg	6.0	1	287472	04/14/22	04/14/22	RAO
Dibromochloromethane	ND		ug/Kg	6.0	1	287472	04/14/22	04/14/22	RAO
1,2-Dibromoethane	ND		ug/Kg	6.0	1	287472	04/14/22	04/14/22	RAO
Chlorobenzene	ND		ug/Kg	6.0	1	287472	04/14/22	04/14/22	RAO
1,1,1,2-Tetrachloroethane	ND		ug/Kg	6.0	1	287472	04/14/22	04/14/22	RAO
Ethylbenzene	ND		ug/Kg	6.0	1	287472	04/14/22	04/14/22	RAO
m,p-Xylenes	ND		ug/Kg	12	1	287472	04/14/22	04/14/22	RAO
o-Xylene	ND		ug/Kg	6.0	1	287472	04/14/22	04/14/22	RAO
Styrene	ND		ug/Kg	6.0	1	287472	04/14/22	04/14/22	RAO
Bromoform	ND		ug/Kg	6.0	1	287472	04/14/22	04/14/22	RAO
Isopropylbenzene	ND		ug/Kg	6.0	1	287472	04/14/22	04/14/22	RAO
1,1,2,2-Tetrachloroethane	ND		ug/Kg	6.0	1	287472	04/14/22	04/14/22	RAO
1,2,3-Trichloropropane	ND		ug/Kg	6.0	1	287472	04/14/22	04/14/22	RAO
Propylbenzene	ND		ug/Kg	6.0	1	287472	04/14/22	04/14/22	RAO
Bromobenzene	ND		ug/Kg	6.0	1	287472	04/14/22	04/14/22	RAO
1,3,5-Trimethylbenzene	ND		ug/Kg	6.0	1	287472	04/14/22	04/14/22	RAO
2-Chlorotoluene	ND		ug/Kg	6.0	1	287472	04/14/22	04/14/22	RAO
4-Chlorotoluene	ND		ug/Kg	6.0	1	287472	04/14/22	04/14/22	RAO
tert-Butylbenzene	ND		ug/Kg	6.0	1	287472	04/14/22	04/14/22	RAO
1,2,4-Trimethylbenzene	ND		ug/Kg	6.0	1	287472	04/14/22	04/14/22	RAO
sec-Butylbenzene	ND		ug/Kg	6.0	1	287472	04/14/22	04/14/22	RAO
para-Isopropyl Toluene	ND		ug/Kg	6.0	1	287472	04/14/22	04/14/22	RAO

Results for any subcontracted analyses are not included in this section.

ENTHALPY ANALYTICAL

Analysis Results for 461330

461330-026 Analyte	Result	Qual	Units	RL	DF	Batch	Prepared	Analyzed	Chemist
1,3-Dichlorobenzene	ND		ug/Kg	6.0	1	287472	04/14/22	04/14/22	RAO
1,4-Dichlorobenzene	ND		ug/Kg	6.0	1	287472	04/14/22	04/14/22	RAO
n-Butylbenzene	ND		ug/Kg	6.0	1	287472	04/14/22	04/14/22	RAO
1,2-Dichlorobenzene	ND		ug/Kg	6.0	1	287472	04/14/22	04/14/22	RAO
1,2-Dibromo-3-Chloropropane	ND		ug/Kg	6.0	1	287472	04/14/22	04/14/22	RAO
1,2,4-Trichlorobenzene	ND		ug/Kg	6.0	1	287472	04/14/22	04/14/22	RAO
Hexachlorobutadiene	ND		ug/Kg	6.0	1	287472	04/14/22	04/14/22	RAO
Naphthalene	ND		ug/Kg	6.0	1	287472	04/14/22	04/14/22	RAO
1,2,3-Trichlorobenzene	ND		ug/Kg	6.0	1	287472	04/14/22	04/14/22	RAO
Surrogates				**Limits**					
Dibromofluoromethane	104%		%REC	70-145	1	287472	04/14/22	04/14/22	RAO
1,2-Dichloroethane-d4	101%		%REC	70-145	1	287472	04/14/22	04/14/22	RAO
Toluene-d8	107%		%REC	70-145	1	287472	04/14/22	04/14/22	RAO
Bromofluorobenzene	100%		%REC	70-145	1	287472	04/14/22	04/14/22	RAO
Method: EPA 8270C Prep Method: EPA 3546									
Carbazole	ND		ug/Kg	300	1	287577	04/15/22	04/19/22	TJW
1-Methylnaphthalene	ND		ug/Kg	300	1	287577	04/15/22	04/19/22	TJW
Pyridine	ND		ug/Kg	300	1	287577	04/15/22	04/19/22	TJW
N-Nitrosodimethylamine	ND		ug/Kg	300	1	287577	04/15/22	04/19/22	TJW
Phenol	ND		ug/Kg	300	1	287577	04/15/22	04/19/22	TJW
Aniline	ND		ug/Kg	300	1	287577	04/15/22	04/19/22	TJW
bis(2-Chloroethyl)ether	ND		ug/Kg	1,400	1	287577	04/15/22	04/19/22	TJW
2-Chlorophenol	ND		ug/Kg	300	1	287577	04/15/22	04/19/22	TJW
1,3-Dichlorobenzene	ND		ug/Kg	300	1	287577	04/15/22	04/19/22	TJW
1,4-Dichlorobenzene	ND		ug/Kg	300	1	287577	04/15/22	04/19/22	TJW
Benzyl alcohol	ND		ug/Kg	300	1	287577	04/15/22	04/19/22	TJW
1,2-Dichlorobenzene	ND		ug/Kg	300	1	287577	04/15/22	04/19/22	TJW
2-Methylphenol	ND		ug/Kg	300	1	287577	04/15/22	04/19/22	TJW
bis(2-Chloroisopropyl) ether	ND		ug/Kg	300	1	287577	04/15/22	04/19/22	TJW
3-,4-Methylphenol	ND		ug/Kg	480	1	287577	04/15/22	04/19/22	TJW
N-Nitroso-di-n-propylamine	ND		ug/Kg	300	1	287577	04/15/22	04/19/22	TJW
Hexachloroethane	ND		ug/Kg	300	1	287577	04/15/22	04/19/22	TJW
Nitrobenzene	ND		ug/Kg	1,400	1	287577	04/15/22	04/19/22	TJW
Isophorone	ND		ug/Kg	300	1	287577	04/15/22	04/19/22	TJW
2-Nitrophenol	ND		ug/Kg	300	1	287577	04/15/22	04/19/22	TJW
2,4-Dimethylphenol	ND		ug/Kg	300	1	287577	04/15/22	04/19/22	TJW
Benzoic acid	ND		ug/Kg	1,400	1	287577	04/15/22	04/19/22	TJW
bis(2-Chloroethoxy)methane	ND		ug/Kg	300	1	287577	04/15/22	04/19/22	TJW
2,4-Dichlorophenol	ND		ug/Kg	300	1	287577	04/15/22	04/19/22	TJW
1,2,4-Trichlorobenzene	ND		ug/Kg	300	1	287577	04/15/22	04/19/22	TJW
Naphthalene	ND		ug/Kg	300	1	287577	04/15/22	04/19/22	TJW
4-Chloroaniline	ND		ug/Kg	300	1	287577	04/15/22	04/19/22	TJW
Hexachlorobutadiene	ND		ug/Kg	300	1	287577	04/15/22	04/19/22	TJW
4-Chloro-3-methylphenol	ND		ug/Kg	300	1	287577	04/15/22	04/19/22	TJW
2-Methylnaphthalene	ND		ug/Kg	300	1	287577	04/15/22	04/19/22	TJW

Results for any subcontracted analyses are not included in this section.

ENTHALPY ANALYTICAL

Analysis Results for 461330

461330-026 Analyte	Result	Qual	Units	RL	DF	Batch	Prepared	Analyzed	Chemist
Hexachlorocyclopentadiene	ND		ug/Kg	1,400	1	287577	04/15/22	04/19/22	TJW
2,4,6-Trichlorophenol	ND		ug/Kg	300	1	287577	04/15/22	04/19/22	TJW
2,4,5-Trichlorophenol	ND		ug/Kg	300	1	287577	04/15/22	04/19/22	TJW
2-Chloronaphthalene	ND		ug/Kg	300	1	287577	04/15/22	04/19/22	TJW
2-Nitroaniline	ND		ug/Kg	300	1	287577	04/15/22	04/19/22	TJW
Dimethylphthalate	ND		ug/Kg	300	1	287577	04/15/22	04/19/22	TJW
Acenaphthylene	ND		ug/Kg	300	1	287577	04/15/22	04/19/22	TJW
2,6-Dinitrotoluene	ND		ug/Kg	300	1	287577	04/15/22	04/19/22	TJW
3-Nitroaniline	ND		ug/Kg	300	1	287577	04/15/22	04/19/22	TJW
Acenaphthene	ND		ug/Kg	300	1	287577	04/15/22	04/19/22	TJW
2,4-Dinitrophenol	ND		ug/Kg	1,400	1	287577	04/15/22	04/19/22	TJW
4-Nitrophenol	ND		ug/Kg	300	1	287577	04/15/22	04/19/22	TJW
Dibenzofuran	ND		ug/Kg	300	1	287577	04/15/22	04/19/22	TJW
2,4-Dinitrotoluene	ND		ug/Kg	300	1	287577	04/15/22	04/19/22	TJW
Diethylphthalate	ND		ug/Kg	300	1	287577	04/15/22	04/19/22	TJW
Fluorene	ND		ug/Kg	300	1	287577	04/15/22	04/19/22	TJW
4-Chlorophenyl-phenylether	ND		ug/Kg	300	1	287577	04/15/22	04/19/22	TJW
4-Nitroaniline	ND		ug/Kg	300	1	287577	04/15/22	04/19/22	TJW
4,6-Dinitro-2-methylphenol	ND		ug/Kg	300	1	287577	04/15/22	04/19/22	TJW
N-Nitrosodiphenylamine	ND		ug/Kg	300	1	287577	04/15/22	04/19/22	TJW
1,2-diphenylhydrazine (as azobenzene)	ND		ug/Kg	300	1	287577	04/15/22	04/19/22	TJW
4-Bromophenyl-phenylether	ND		ug/Kg	300	1	287577	04/15/22	04/19/22	TJW
Hexachlorobenzene	ND		ug/Kg	300	1	287577	04/15/22	04/19/22	TJW
Pentachlorophenol	ND		ug/Kg	1,400	1	287577	04/15/22	04/19/22	TJW
Phenanthrene	ND		ug/Kg	300	1	287577	04/15/22	04/19/22	TJW
Anthracene	ND		ug/Kg	300	1	287577	04/15/22	04/19/22	TJW
Di-n-butylphthalate	ND		ug/Kg	300	1	287577	04/15/22	04/19/22	TJW
Fluoranthene	ND		ug/Kg	300	1	287577	04/15/22	04/19/22	TJW
Benzidine	ND		ug/Kg	1,400	1	287577	04/15/22	04/19/22	TJW
Pyrene	ND		ug/Kg	300	1	287577	04/15/22	04/19/22	TJW
Butylbenzylphthalate	ND		ug/Kg	300	1	287577	04/15/22	04/19/22	TJW
3,3'-Dichlorobenzidine	ND		ug/Kg	1,400	1	287577	04/15/22	04/19/22	TJW
Benzo(a)anthracene	ND		ug/Kg	300	1	287577	04/15/22	04/19/22	TJW
Chrysene	ND		ug/Kg	300	1	287577	04/15/22	04/19/22	TJW
bis(2-Ethylhexyl)phthalate	ND		ug/Kg	300	1	287577	04/15/22	04/19/22	TJW
Di-n-octylphthalate	ND		ug/Kg	300	1	287577	04/15/22	04/19/22	TJW
Benzo(b)fluoranthene	ND		ug/Kg	300	1	287577	04/15/22	04/19/22	TJW
Benzo(k)fluoranthene	ND		ug/Kg	300	1	287577	04/15/22	04/19/22	TJW
Benzo(a)pyrene	ND		ug/Kg	300	1	287577	04/15/22	04/19/22	TJW
Indeno(1,2,3-cd)pyrene	ND		ug/Kg	300	1	287577	04/15/22	04/19/22	TJW
Dibenz(a,h)anthracene	ND		ug/Kg	300	1	287577	04/15/22	04/19/22	TJW
Benzo(g,h,i)perylene	ND		ug/Kg	300	1	287577	04/15/22	04/19/22	TJW
Surrogates				**Limits**					
2-Fluorophenol	75%		%REC	29-120	1	287577	04/15/22	04/19/22	TJW
Phenol-d6	78%		%REC	30-120	1	287577	04/15/22	04/19/22	TJW
2,4,6-Tribromophenol	69%		%REC	32-120	1	287577	04/15/22	04/19/22	TJW

Results for any subcontracted analyses are not included in this section.

ENTHALPY ANALYTICAL

Analysis Results for 461330

461330-026 Analyte	Result	Qual	Units	RL	DF	Batch	Prepared	Analyzed	Chemist
Nitrobenzene-d5	66%		%REC	33-120	1	287577	04/15/22	04/19/22	TJW
2-Fluorobiphenyl	70%		%REC	39-120	1	287577	04/15/22	04/19/22	TJW
Terphenyl-d14	77%		%REC	44-125	1	287577	04/15/22	04/19/22	TJW

Results for any subcontracted analyses are not included in this section.

ENTHALPY ANALYTICAL

Analysis Results for 461330

Sample ID: SSJ-09-5	Lab ID: 461330-027	Collected: 04/12/22 16:00
	Matrix: Soil	Basis: Dry

461330-027 Analyte	Result	Qual	Units	RL	DF	Batch	Prepared	Analyzed	Chemist
Method: ASTM D2216 Prep Method: METHOD									
Moisture, Percent	**15**		%	1	1	287755	04/19/22	04/19/22	DNA
Method: EPA 6010B Prep Method: EPA 3050B									
Antimony	ND		mg/Kg	3.3	0.93	287694	04/18/22	04/18/22	SBW
Arsenic	**9.8**		mg/Kg	1.1	0.93	287694	04/18/22	04/18/22	SBW
Barium	**250**		mg/Kg	1.1	0.93	287694	04/18/22	04/18/22	SBW
Beryllium	ND		mg/Kg	0.54	0.93	287694	04/18/22	04/18/22	SBW
Cadmium	ND		mg/Kg	0.54	0.93	287694	04/18/22	04/18/22	SBW
Chromium	**81**		mg/Kg	1.1	0.93	287694	04/18/22	04/18/22	SBW
Cobalt	**18**		mg/Kg	0.54	0.93	287694	04/18/22	04/18/22	SBW
Copper	**46**		mg/Kg	1.1	0.93	287694	04/18/22	04/18/22	SBW
Lead	**39**		mg/Kg	1.1	0.93	287694	04/18/22	04/18/22	SBW
Molybdenum	ND		mg/Kg	1.1	0.93	287694	04/18/22	04/18/22	SBW
Nickel	**120**		mg/Kg	1.1	0.93	287694	04/18/22	04/18/22	SBW
Selenium	ND		mg/Kg	3.3	0.93	287694	04/18/22	04/18/22	SBW
Silver	ND		mg/Kg	0.54	0.93	287694	04/18/22	04/18/22	SBW
Thallium	ND		mg/Kg	3.3	0.93	287694	04/18/22	04/18/22	SBW
Vanadium	**56**		mg/Kg	1.1	0.93	287694	04/18/22	04/18/22	SBW
Zinc	**95**		mg/Kg	5.4	0.93	287694	04/18/22	04/18/22	SBW
Method: EPA 7471A Prep Method: METHOD									
Mercury	**0.81**		mg/Kg	0.19	1.1	287601	04/15/22	04/15/22	SBW
Method: EPA 8015M Prep Method: EPA 3580									
DRO C10-C28	**29**		mg/Kg	12	1	287559	04/14/22	04/15/22	MES
ORO C28-C44	**53**		mg/Kg	24	1	287559	04/14/22	04/15/22	MES
Surrogates				**Limits**					
n-Triacontane	92%		%REC	70-130	1	287559	04/14/22	04/15/22	MES
Method: EPA 8260B Prep Method: EPA 5030B									
TPH Gasoline	ND		ug/Kg	120	1	287472	04/14/22	04/14/22	RAO
Freon 12	ND		ug/Kg	5.9	1	287472	04/14/22	04/14/22	RAO
Chloromethane	ND		ug/Kg	5.9	1	287472	04/14/22	04/14/22	RAO
Vinyl Chloride	ND		ug/Kg	5.9	1	287472	04/14/22	04/14/22	RAO
Bromomethane	ND		ug/Kg	5.9	1	287472	04/14/22	04/14/22	RAO
Chloroethane	ND		ug/Kg	5.9	1	287472	04/14/22	04/14/22	RAO
Trichlorofluoromethane	ND		ug/Kg	5.9	1	287472	04/14/22	04/14/22	RAO
Acetone	ND		ug/Kg	120	1	287472	04/14/22	04/14/22	RAO
Freon 113	ND		ug/Kg	5.9	1	287472	04/14/22	04/14/22	RAO
1,1-Dichloroethene	ND		ug/Kg	5.9	1	287472	04/14/22	04/14/22	RAO

Results for any subcontracted analyses are not included in this section.

ENTHALPY ANALYTICAL

Analysis Results for 461330

461330-027 Analyte	Result	Qual	Units	RL	DF	Batch	Prepared	Analyzed	Chemist
Methylene Chloride	ND		ug/Kg	5.9	1	287472	04/14/22	04/14/22	RAO
MTBE	ND		ug/Kg	5.9	1	287472	04/14/22	04/14/22	RAO
trans-1,2-Dichloroethene	ND		ug/Kg	5.9	1	287472	04/14/22	04/14/22	RAO
1,1-Dichloroethane	ND		ug/Kg	5.9	1	287472	04/14/22	04/14/22	RAO
2-Butanone	ND		ug/Kg	120	1	287472	04/14/22	04/14/22	RAO
cis-1,2-Dichloroethene	ND		ug/Kg	5.9	1	287472	04/14/22	04/14/22	RAO
2,2-Dichloropropane	ND		ug/Kg	5.9	1	287472	04/14/22	04/14/22	RAO
Chloroform	ND		ug/Kg	5.9	1	287472	04/14/22	04/14/22	RAO
Bromochloromethane	ND		ug/Kg	5.9	1	287472	04/14/22	04/14/22	RAO
1,1,1-Trichloroethane	ND		ug/Kg	5.9	1	287472	04/14/22	04/14/22	RAO
1,1-Dichloropropene	ND		ug/Kg	5.9	1	287472	04/14/22	04/14/22	RAO
Carbon Tetrachloride	ND		ug/Kg	5.9	1	287472	04/14/22	04/14/22	RAO
1,2-Dichloroethane	ND		ug/Kg	5.9	1	287472	04/14/22	04/14/22	RAO
Benzene	ND		ug/Kg	5.9	1	287472	04/14/22	04/14/22	RAO
Trichloroethene	ND		ug/Kg	5.9	1	287472	04/14/22	04/14/22	RAO
1,2-Dichloropropane	ND		ug/Kg	5.9	1	287472	04/14/22	04/14/22	RAO
Bromodichloromethane	ND		ug/Kg	5.9	1	287472	04/14/22	04/14/22	RAO
Dibromomethane	ND		ug/Kg	5.9	1	287472	04/14/22	04/14/22	RAO
4-Methyl-2-Pentanone	ND		ug/Kg	9.6	1	287472	04/14/22	04/14/22	RAO
cis-1,3-Dichloropropene	ND		ug/Kg	5.9	1	287472	04/14/22	04/14/22	RAO
Toluene	ND		ug/Kg	5.9	1	287472	04/14/22	04/14/22	RAO
trans-1,3-Dichloropropene	ND		ug/Kg	5.9	1	287472	04/14/22	04/14/22	RAO
1,1,2-Trichloroethane	ND		ug/Kg	5.9	1	287472	04/14/22	04/14/22	RAO
1,3-Dichloropropane	ND		ug/Kg	5.9	1	287472	04/14/22	04/14/22	RAO
Tetrachloroethene	ND		ug/Kg	5.9	1	287472	04/14/22	04/14/22	RAO
Dibromochloromethane	ND		ug/Kg	5.9	1	287472	04/14/22	04/14/22	RAO
1,2-Dibromoethane	ND		ug/Kg	5.9	1	287472	04/14/22	04/14/22	RAO
Chlorobenzene	ND		ug/Kg	5.9	1	287472	04/14/22	04/14/22	RAO
1,1,1,2-Tetrachloroethane	ND		ug/Kg	5.9	1	287472	04/14/22	04/14/22	RAO
Ethylbenzene	ND		ug/Kg	5.9	1	287472	04/14/22	04/14/22	RAO
m,p-Xylenes	ND		ug/Kg	12	1	287472	04/14/22	04/14/22	RAO
o-Xylene	ND		ug/Kg	5.9	1	287472	04/14/22	04/14/22	RAO
Styrene	ND		ug/Kg	5.9	1	287472	04/14/22	04/14/22	RAO
Bromoform	ND		ug/Kg	5.9	1	287472	04/14/22	04/14/22	RAO
Isopropylbenzene	ND		ug/Kg	5.9	1	287472	04/14/22	04/14/22	RAO
1,1,2,2-Tetrachloroethane	ND		ug/Kg	5.9	1	287472	04/14/22	04/14/22	RAO
1,2,3-Trichloropropane	ND		ug/Kg	5.9	1	287472	04/14/22	04/14/22	RAO
Propylbenzene	ND		ug/Kg	5.9	1	287472	04/14/22	04/14/22	RAO
Bromobenzene	ND		ug/Kg	5.9	1	287472	04/14/22	04/14/22	RAO
1,3,5-Trimethylbenzene	ND		ug/Kg	5.9	1	287472	04/14/22	04/14/22	RAO
2-Chlorotoluene	ND		ug/Kg	5.9	1	287472	04/14/22	04/14/22	RAO
4-Chlorotoluene	ND		ug/Kg	5.9	1	287472	04/14/22	04/14/22	RAO
tert-Butylbenzene	ND		ug/Kg	5.9	1	287472	04/14/22	04/14/22	RAO
1,2,4-Trimethylbenzene	ND		ug/Kg	5.9	1	287472	04/14/22	04/14/22	RAO
sec-Butylbenzene	ND		ug/Kg	5.9	1	287472	04/14/22	04/14/22	RAO
para-Isopropyl Toluene	ND		ug/Kg	5.9	1	287472	04/14/22	04/14/22	RAO

Results for any subcontracted analyses are not included in this section.

Analysis Results for 461330

461330-027 Analyte	Result	Qual	Units	RL	DF	Batch	Prepared	Analyzed	Chemist
1,3-Dichlorobenzene	ND		ug/Kg	5.9	1	287472	04/14/22	04/14/22	RAO
1,4-Dichlorobenzene	ND		ug/Kg	5.9	1	287472	04/14/22	04/14/22	RAO
n-Butylbenzene	ND		ug/Kg	5.9	1	287472	04/14/22	04/14/22	RAO
1,2-Dichlorobenzene	ND		ug/Kg	5.9	1	287472	04/14/22	04/14/22	RAO
1,2-Dibromo-3-Chloropropane	ND		ug/Kg	5.9	1	287472	04/14/22	04/14/22	RAO
1,2,4-Trichlorobenzene	ND		ug/Kg	5.9	1	287472	04/14/22	04/14/22	RAO
Hexachlorobutadiene	ND		ug/Kg	5.9	1	287472	04/14/22	04/14/22	RAO
Naphthalene	ND		ug/Kg	5.9	1	287472	04/14/22	04/14/22	RAO
1,2,3-Trichlorobenzene	ND		ug/Kg	5.9	1	287472	04/14/22	04/14/22	RAO
Surrogates				**Limits**					
Dibromofluoromethane	108%		%REC	70-145	1	287472	04/14/22	04/14/22	RAO
1,2-Dichloroethane-d4	102%		%REC	70-145	1	287472	04/14/22	04/14/22	RAO
Toluene-d8	103%		%REC	70-145	1	287472	04/14/22	04/14/22	RAO
Bromofluorobenzene	97%		%REC	70-145	1	287472	04/14/22	04/14/22	RAO
Method: EPA 8270C Prep Method: EPA 3546									
Carbazole	ND		ug/Kg	290	1	287577	04/15/22	04/19/22	TJW
1-Methylnaphthalene	ND		ug/Kg	290	1	287577	04/15/22	04/19/22	TJW
Pyridine	ND		ug/Kg	290	1	287577	04/15/22	04/19/22	TJW
N-Nitrosodimethylamine	ND		ug/Kg	290	1	287577	04/15/22	04/19/22	TJW
Phenol	ND		ug/Kg	290	1	287577	04/15/22	04/19/22	TJW
Aniline	ND		ug/Kg	290	1	287577	04/15/22	04/19/22	TJW
bis(2-Chloroethyl)ether	ND		ug/Kg	1,400	1	287577	04/15/22	04/19/22	TJW
2-Chlorophenol	ND		ug/Kg	290	1	287577	04/15/22	04/19/22	TJW
1,3-Dichlorobenzene	ND		ug/Kg	290	1	287577	04/15/22	04/19/22	TJW
1,4-Dichlorobenzene	ND		ug/Kg	290	1	287577	04/15/22	04/19/22	TJW
Benzyl alcohol	ND		ug/Kg	290	1	287577	04/15/22	04/19/22	TJW
1,2-Dichlorobenzene	ND		ug/Kg	290	1	287577	04/15/22	04/19/22	TJW
2-Methylphenol	ND		ug/Kg	290	1	287577	04/15/22	04/19/22	TJW
bis(2-Chloroisopropyl) ether	ND		ug/Kg	290	1	287577	04/15/22	04/19/22	TJW
3-,4-Methylphenol	ND		ug/Kg	470	1	287577	04/15/22	04/19/22	TJW
N-Nitroso-di-n-propylamine	ND		ug/Kg	290	1	287577	04/15/22	04/19/22	TJW
Hexachloroethane	ND		ug/Kg	290	1	287577	04/15/22	04/19/22	TJW
Nitrobenzene	ND		ug/Kg	1,400	1	287577	04/15/22	04/19/22	TJW
Isophorone	ND		ug/Kg	290	1	287577	04/15/22	04/19/22	TJW
2-Nitrophenol	ND		ug/Kg	290	1	287577	04/15/22	04/19/22	TJW
2,4-Dimethylphenol	ND		ug/Kg	290	1	287577	04/15/22	04/19/22	TJW
Benzoic acid	ND		ug/Kg	1,400	1	287577	04/15/22	04/19/22	TJW
bis(2-Chloroethoxy)methane	ND		ug/Kg	290	1	287577	04/15/22	04/19/22	TJW
2,4-Dichlorophenol	ND		ug/Kg	290	1	287577	04/15/22	04/19/22	TJW
1,2,4-Trichlorobenzene	ND		ug/Kg	290	1	287577	04/15/22	04/19/22	TJW
Naphthalene	ND		ug/Kg	290	1	287577	04/15/22	04/19/22	TJW
4-Chloroaniline	ND		ug/Kg	290	1	287577	04/15/22	04/19/22	TJW
Hexachlorobutadiene	ND		ug/Kg	290	1	287577	04/15/22	04/19/22	TJW
4-Chloro-3-methylphenol	ND		ug/Kg	290	1	287577	04/15/22	04/19/22	TJW
2-Methylnaphthalene	ND		ug/Kg	290	1	287577	04/15/22	04/19/22	TJW

Results for any subcontracted analyses are not included in this section.

ENTHALPY ANALYTICAL

Analysis Results for 461330

461330-027 Analyte	Result	Qual	Units	RL	DF	Batch	Prepared	Analyzed	Chemist
Hexachlorocyclopentadiene	ND		ug/Kg	1,400	1	287577	04/15/22	04/19/22	TJW
2,4,6-Trichlorophenol	ND		ug/Kg	290	1	287577	04/15/22	04/19/22	TJW
2,4,5-Trichlorophenol	ND		ug/Kg	290	1	287577	04/15/22	04/19/22	TJW
2-Chloronaphthalene	ND		ug/Kg	290	1	287577	04/15/22	04/19/22	TJW
2-Nitroaniline	ND		ug/Kg	290	1	287577	04/15/22	04/19/22	TJW
Dimethylphthalate	ND		ug/Kg	290	1	287577	04/15/22	04/19/22	TJW
Acenaphthylene	ND		ug/Kg	290	1	287577	04/15/22	04/19/22	TJW
2,6-Dinitrotoluene	ND		ug/Kg	290	1	287577	04/15/22	04/19/22	TJW
3-Nitroaniline	ND		ug/Kg	290	1	287577	04/15/22	04/19/22	TJW
Acenaphthene	ND		ug/Kg	290	1	287577	04/15/22	04/19/22	TJW
2,4-Dinitrophenol	ND		ug/Kg	1,400	1	287577	04/15/22	04/19/22	TJW
4-Nitrophenol	ND		ug/Kg	290	1	287577	04/15/22	04/19/22	TJW
Dibenzofuran	ND		ug/Kg	290	1	287577	04/15/22	04/19/22	TJW
2,4-Dinitrotoluene	ND		ug/Kg	290	1	287577	04/15/22	04/19/22	TJW
Diethylphthalate	ND		ug/Kg	290	1	287577	04/15/22	04/19/22	TJW
Fluorene	ND		ug/Kg	290	1	287577	04/15/22	04/19/22	TJW
4-Chlorophenyl-phenylether	ND		ug/Kg	290	1	287577	04/15/22	04/19/22	TJW
4-Nitroaniline	ND		ug/Kg	290	1	287577	04/15/22	04/19/22	TJW
4,6-Dinitro-2-methylphenol	ND		ug/Kg	290	1	287577	04/15/22	04/19/22	TJW
N-Nitrosodiphenylamine	ND		ug/Kg	290	1	287577	04/15/22	04/19/22	TJW
1,2-diphenylhydrazine (as azobenzene)	ND		ug/Kg	290	1	287577	04/15/22	04/19/22	TJW
4-Bromophenyl-phenylether	ND		ug/Kg	290	1	287577	04/15/22	04/19/22	TJW
Hexachlorobenzene	ND		ug/Kg	290	1	287577	04/15/22	04/19/22	TJW
Pentachlorophenol	ND		ug/Kg	1,400	1	287577	04/15/22	04/19/22	TJW
Phenanthrene	ND		ug/Kg	290	1	287577	04/15/22	04/19/22	TJW
Anthracene	ND		ug/Kg	290	1	287577	04/15/22	04/19/22	TJW
Di-n-butylphthalate	ND		ug/Kg	290	1	287577	04/15/22	04/19/22	TJW
Fluoranthene	ND		ug/Kg	290	1	287577	04/15/22	04/19/22	TJW
Benzidine	ND		ug/Kg	1,400	1	287577	04/15/22	04/19/22	TJW
Pyrene	ND		ug/Kg	290	1	287577	04/15/22	04/19/22	TJW
Butylbenzylphthalate	ND		ug/Kg	290	1	287577	04/15/22	04/19/22	TJW
3,3'-Dichlorobenzidine	ND		ug/Kg	1,400	1	287577	04/15/22	04/19/22	TJW
Benzo(a)anthracene	ND		ug/Kg	290	1	287577	04/15/22	04/19/22	TJW
Chrysene	ND		ug/Kg	290	1	287577	04/15/22	04/19/22	TJW
bis(2-Ethylhexyl)phthalate	ND		ug/Kg	290	1	287577	04/15/22	04/19/22	TJW
Di-n-octylphthalate	ND		ug/Kg	290	1	287577	04/15/22	04/19/22	TJW
Benzo(b)fluoranthene	ND		ug/Kg	290	1	287577	04/15/22	04/19/22	TJW
Benzo(k)fluoranthene	ND		ug/Kg	290	1	287577	04/15/22	04/19/22	TJW
Benzo(a)pyrene	ND		ug/Kg	290	1	287577	04/15/22	04/19/22	TJW
Indeno(1,2,3-cd)pyrene	ND		ug/Kg	290	1	287577	04/15/22	04/19/22	TJW
Dibenz(a,h)anthracene	ND		ug/Kg	290	1	287577	04/15/22	04/19/22	TJW
Benzo(g,h,i)perylene	ND		ug/Kg	290	1	287577	04/15/22	04/19/22	TJW
Surrogates				**Limits**					
2-Fluorophenol	62%		%REC	29-120	1	287577	04/15/22	04/19/22	TJW
Phenol-d6	63%		%REC	30-120	1	287577	04/15/22	04/19/22	TJW
2,4,6-Tribromophenol	62%		%REC	32-120	1	287577	04/15/22	04/19/22	TJW

Results for any subcontracted analyses are not included in this section.

ENTHALPY ANALYTICAL

Analysis Results for 461330

461330-027 Analyte	Result	Qual	Units	RL	DF	Batch	Prepared	Analyzed	Chemist
Nitrobenzene-d5	53%		%REC	33-120	1	287577	04/15/22	04/19/22	TJW
2-Fluorobiphenyl	58%		%REC	39-120	1	287577	04/15/22	04/19/22	TJW
Terphenyl-d14	70%		%REC	44-125	1	287577	04/15/22	04/19/22	TJW

Results for any subcontracted analyses are not included in this section.

ENTHALPY ANALYTICAL

Analysis Results for 461330

Sample ID: SSJ-DUP-1	Lab ID: 461330-028	Collected: 04/12/22 15:55
	Matrix: Soil	Basis: Dry

461330-028 Analyte	Result	Qual	Units	RL	DF	Batch	Prepared	Analyzed	Chemist
Method: ASTM D2216 Prep Method: METHOD									
Moisture, Percent	**14**		%	1	1	287755	04/19/22	04/19/22	DNA
Method: EPA 6010B Prep Method: EPA 3050B									
Antimony	ND		mg/Kg	3.2	0.93	287694	04/18/22	04/18/22	SBW
Arsenic	**4.8**		mg/Kg	1.1	0.93	287694	04/18/22	04/18/22	SBW
Barium	**250**		mg/Kg	1.1	0.93	287694	04/18/22	04/18/22	SBW
Beryllium	ND		mg/Kg	0.54	0.93	287694	04/18/22	04/18/22	SBW
Cadmium	ND		mg/Kg	0.54	0.93	287694	04/18/22	04/18/22	SBW
Chromium	**59**		mg/Kg	1.1	0.93	287694	04/18/22	04/18/22	SBW
Cobalt	**7.9**		mg/Kg	0.54	0.93	287694	04/18/22	04/18/22	SBW
Copper	**25**		mg/Kg	1.1	0.93	287694	04/18/22	04/18/22	SBW
Lead	**11**		mg/Kg	1.1	0.93	287694	04/18/22	04/18/22	SBW
Molybdenum	**1.2**		mg/Kg	1.1	0.93	287694	04/18/22	04/18/22	SBW
Nickel	**61**		mg/Kg	1.1	0.93	287694	04/18/22	04/18/22	SBW
Selenium	ND		mg/Kg	3.2	0.93	287694	04/18/22	04/18/22	SBW
Silver	ND		mg/Kg	0.54	0.93	287694	04/18/22	04/18/22	SBW
Thallium	ND		mg/Kg	3.2	0.93	287694	04/18/22	04/18/22	SBW
Vanadium	**54**		mg/Kg	1.1	0.93	287694	04/18/22	04/18/22	SBW
Zinc	**52**		mg/Kg	5.4	0.93	287694	04/18/22	04/18/22	SBW
Method: EPA 7471A Prep Method: METHOD									
Mercury	ND		mg/Kg	0.18	1.1	287601	04/15/22	04/15/22	SBW
Method: EPA 8015M Prep Method: EPA 3580									
DRO C10-C28	**59**		mg/Kg	12	1	287559	04/14/22	04/15/22	MES
ORO C28-C44	**88**		mg/Kg	23	1	287559	04/14/22	04/15/22	MES
Surrogates				**Limits**					
n-Triacontane	99%		%REC	70-130	1	287559	04/14/22	04/15/22	MES
Method: EPA 8260B Prep Method: EPA 5030B									
TPH Gasoline	ND		ug/Kg	120	1	287472	04/14/22	04/14/22	RAO
Freon 12	ND		ug/Kg	5.8	1	287472	04/14/22	04/14/22	RAO
Chloromethane	ND		ug/Kg	5.8	1	287472	04/14/22	04/14/22	RAO
Vinyl Chloride	ND		ug/Kg	5.8	1	287472	04/14/22	04/14/22	RAO
Bromomethane	ND		ug/Kg	5.8	1	287472	04/14/22	04/14/22	RAO
Chloroethane	ND		ug/Kg	5.8	1	287472	04/14/22	04/14/22	RAO
Trichlorofluoromethane	ND		ug/Kg	5.8	1	287472	04/14/22	04/14/22	RAO
Acetone	ND		ug/Kg	120	1	287472	04/14/22	04/14/22	RAO
Freon 113	ND		ug/Kg	5.8	1	287472	04/14/22	04/14/22	RAO
1,1-Dichloroethene	ND		ug/Kg	5.8	1	287472	04/14/22	04/14/22	RAO

Results for any subcontracted analyses are not included in this section.

ENTHALPY ANALYTICAL

Analysis Results for 461330

461330-028 Analyte	Result	Qual	Units	RL	DF	Batch	Prepared	Analyzed	Chemist
Methylene Chloride	ND		ug/Kg	5.8	1	287472	04/14/22	04/14/22	RAO
MTBE	ND		ug/Kg	5.8	1	287472	04/14/22	04/14/22	RAO
trans-1,2-Dichloroethene	ND		ug/Kg	5.8	1	287472	04/14/22	04/14/22	RAO
1,1-Dichloroethane	ND		ug/Kg	5.8	1	287472	04/14/22	04/14/22	RAO
2-Butanone	ND		ug/Kg	120	1	287472	04/14/22	04/14/22	RAO
cis-1,2-Dichloroethene	ND		ug/Kg	5.8	1	287472	04/14/22	04/14/22	RAO
2,2-Dichloropropane	ND		ug/Kg	5.8	1	287472	04/14/22	04/14/22	RAO
Chloroform	ND		ug/Kg	5.8	1	287472	04/14/22	04/14/22	RAO
Bromochloromethane	ND		ug/Kg	5.8	1	287472	04/14/22	04/14/22	RAO
1,1,1-Trichloroethane	ND		ug/Kg	5.8	1	287472	04/14/22	04/14/22	RAO
1,1-Dichloropropene	ND		ug/Kg	5.8	1	287472	04/14/22	04/14/22	RAO
Carbon Tetrachloride	ND		ug/Kg	5.8	1	287472	04/14/22	04/14/22	RAO
1,2-Dichloroethane	ND		ug/Kg	5.8	1	287472	04/14/22	04/14/22	RAO
Benzene	ND		ug/Kg	5.8	1	287472	04/14/22	04/14/22	RAO
Trichloroethene	ND		ug/Kg	5.8	1	287472	04/14/22	04/14/22	RAO
1,2-Dichloropropane	ND		ug/Kg	5.8	1	287472	04/14/22	04/14/22	RAO
Bromodichloromethane	ND		ug/Kg	5.8	1	287472	04/14/22	04/14/22	RAO
Dibromomethane	ND		ug/Kg	5.8	1	287472	04/14/22	04/14/22	RAO
4-Methyl-2-Pentanone	ND		ug/Kg	9.5	1	287472	04/14/22	04/14/22	RAO
cis-1,3-Dichloropropene	ND		ug/Kg	5.8	1	287472	04/14/22	04/14/22	RAO
Toluene	ND		ug/Kg	5.8	1	287472	04/14/22	04/14/22	RAO
trans-1,3-Dichloropropene	ND		ug/Kg	5.8	1	287472	04/14/22	04/14/22	RAO
1,1,2-Trichloroethane	ND		ug/Kg	5.8	1	287472	04/14/22	04/14/22	RAO
1,3-Dichloropropane	ND		ug/Kg	5.8	1	287472	04/14/22	04/14/22	RAO
Tetrachloroethene	ND		ug/Kg	5.8	1	287472	04/14/22	04/14/22	RAO
Dibromochloromethane	ND		ug/Kg	5.8	1	287472	04/14/22	04/14/22	RAO
1,2-Dibromoethane	ND		ug/Kg	5.8	1	287472	04/14/22	04/14/22	RAO
Chlorobenzene	ND		ug/Kg	5.8	1	287472	04/14/22	04/14/22	RAO
1,1,1,2-Tetrachloroethane	ND		ug/Kg	5.8	1	287472	04/14/22	04/14/22	RAO
Ethylbenzene	ND		ug/Kg	5.8	1	287472	04/14/22	04/14/22	RAO
m,p-Xylenes	ND		ug/Kg	12	1	287472	04/14/22	04/14/22	RAO
o-Xylene	ND		ug/Kg	5.8	1	287472	04/14/22	04/14/22	RAO
Styrene	ND		ug/Kg	5.8	1	287472	04/14/22	04/14/22	RAO
Bromoform	ND		ug/Kg	5.8	1	287472	04/14/22	04/14/22	RAO
Isopropylbenzene	ND		ug/Kg	5.8	1	287472	04/14/22	04/14/22	RAO
1,1,2,2-Tetrachloroethane	ND		ug/Kg	5.8	1	287472	04/14/22	04/14/22	RAO
1,2,3-Trichloropropane	ND		ug/Kg	5.8	1	287472	04/14/22	04/14/22	RAO
Propylbenzene	ND		ug/Kg	5.8	1	287472	04/14/22	04/14/22	RAO
Bromobenzene	ND		ug/Kg	5.8	1	287472	04/14/22	04/14/22	RAO
1,3,5-Trimethylbenzene	ND		ug/Kg	5.8	1	287472	04/14/22	04/14/22	RAO
2-Chlorotoluene	ND		ug/Kg	5.8	1	287472	04/14/22	04/14/22	RAO
4-Chlorotoluene	ND		ug/Kg	5.8	1	287472	04/14/22	04/14/22	RAO
tert-Butylbenzene	ND		ug/Kg	5.8	1	287472	04/14/22	04/14/22	RAO
1,2,4-Trimethylbenzene	ND		ug/Kg	5.8	1	287472	04/14/22	04/14/22	RAO
sec-Butylbenzene	ND		ug/Kg	5.8	1	287472	04/14/22	04/14/22	RAO
para-Isopropyl Toluene	ND		ug/Kg	5.8	1	287472	04/14/22	04/14/22	RAO

Results for any subcontracted analyses are not included in this section.

Analysis Results for 461330

461330-028 Analyte	Result	Qual	Units	RL	DF	Batch	Prepared	Analyzed	Chemist
1,3-Dichlorobenzene	ND		ug/Kg	5.8	1	287472	04/14/22	04/14/22	RAO
1,4-Dichlorobenzene	ND		ug/Kg	5.8	1	287472	04/14/22	04/14/22	RAO
n-Butylbenzene	ND		ug/Kg	5.8	1	287472	04/14/22	04/14/22	RAO
1,2-Dichlorobenzene	ND		ug/Kg	5.8	1	287472	04/14/22	04/14/22	RAO
1,2-Dibromo-3-Chloropropane	ND		ug/Kg	5.8	1	287472	04/14/22	04/14/22	RAO
1,2,4-Trichlorobenzene	ND		ug/Kg	5.8	1	287472	04/14/22	04/14/22	RAO
Hexachlorobutadiene	ND		ug/Kg	5.8	1	287472	04/14/22	04/14/22	RAO
Naphthalene	ND		ug/Kg	5.8	1	287472	04/14/22	04/14/22	RAO
1,2,3-Trichlorobenzene	ND		ug/Kg	5.8	1	287472	04/14/22	04/14/22	RAO
Surrogates				**Limits**					
Dibromofluoromethane	103%		%REC	70-145	1	287472	04/14/22	04/14/22	RAO
1,2-Dichloroethane-d4	99%		%REC	70-145	1	287472	04/14/22	04/14/22	RAO
Toluene-d8	105%		%REC	70-145	1	287472	04/14/22	04/14/22	RAO
Bromofluorobenzene	99%		%REC	70-145	1	287472	04/14/22	04/14/22	RAO
Method: EPA 8270C Prep Method: EPA 3546									
Carbazole	ND		ug/Kg	290	1	287577	04/15/22	04/19/22	TJW
1-Methylnaphthalene	ND		ug/Kg	290	1	287577	04/15/22	04/19/22	TJW
Pyridine	ND		ug/Kg	290	1	287577	04/15/22	04/19/22	TJW
N-Nitrosodimethylamine	ND		ug/Kg	290	1	287577	04/15/22	04/19/22	TJW
Phenol	ND		ug/Kg	290	1	287577	04/15/22	04/19/22	TJW
Aniline	ND		ug/Kg	290	1	287577	04/15/22	04/19/22	TJW
bis(2-Chloroethyl)ether	ND		ug/Kg	1,400	1	287577	04/15/22	04/19/22	TJW
2-Chlorophenol	ND		ug/Kg	290	1	287577	04/15/22	04/19/22	TJW
1,3-Dichlorobenzene	ND		ug/Kg	290	1	287577	04/15/22	04/19/22	TJW
1,4-Dichlorobenzene	ND		ug/Kg	290	1	287577	04/15/22	04/19/22	TJW
Benzyl alcohol	ND		ug/Kg	290	1	287577	04/15/22	04/19/22	TJW
1,2-Dichlorobenzene	ND		ug/Kg	290	1	287577	04/15/22	04/19/22	TJW
2-Methylphenol	ND		ug/Kg	290	1	287577	04/15/22	04/19/22	TJW
bis(2-Chloroisopropyl) ether	ND		ug/Kg	290	1	287577	04/15/22	04/19/22	TJW
3-,4-Methylphenol	ND		ug/Kg	470	1	287577	04/15/22	04/19/22	TJW
N-Nitroso-di-n-propylamine	ND		ug/Kg	290	1	287577	04/15/22	04/19/22	TJW
Hexachloroethane	ND		ug/Kg	290	1	287577	04/15/22	04/19/22	TJW
Nitrobenzene	ND		ug/Kg	1,400	1	287577	04/15/22	04/19/22	TJW
Isophorone	ND		ug/Kg	290	1	287577	04/15/22	04/19/22	TJW
2-Nitrophenol	ND		ug/Kg	290	1	287577	04/15/22	04/19/22	TJW
2,4-Dimethylphenol	ND		ug/Kg	290	1	287577	04/15/22	04/19/22	TJW
Benzoic acid	ND		ug/Kg	1,400	1	287577	04/15/22	04/19/22	TJW
bis(2-Chloroethoxy)methane	ND		ug/Kg	290	1	287577	04/15/22	04/19/22	TJW
2,4-Dichlorophenol	ND		ug/Kg	290	1	287577	04/15/22	04/19/22	TJW
1,2,4-Trichlorobenzene	ND		ug/Kg	290	1	287577	04/15/22	04/19/22	TJW
Naphthalene	ND		ug/Kg	290	1	287577	04/15/22	04/19/22	TJW
4-Chloroaniline	ND		ug/Kg	290	1	287577	04/15/22	04/19/22	TJW
Hexachlorobutadiene	ND		ug/Kg	290	1	287577	04/15/22	04/19/22	TJW
4-Chloro-3-methylphenol	ND		ug/Kg	290	1	287577	04/15/22	04/19/22	TJW
2-Methylnaphthalene	ND		ug/Kg	290	1	287577	04/15/22	04/19/22	TJW

Results for any subcontracted analyses are not included in this section.

ENTHALPY ANALYTICAL

Analysis Results for 461330

461330-028 Analyte	Result	Qual	Units	RL	DF	Batch	Prepared	Analyzed	Chemist
Hexachlorocyclopentadiene	ND		ug/Kg	1,400	1	287577	04/15/22	04/19/22	TJW
2,4,6-Trichlorophenol	ND		ug/Kg	290	1	287577	04/15/22	04/19/22	TJW
2,4,5-Trichlorophenol	ND		ug/Kg	290	1	287577	04/15/22	04/19/22	TJW
2-Chloronaphthalene	ND		ug/Kg	290	1	287577	04/15/22	04/19/22	TJW
2-Nitroaniline	ND		ug/Kg	290	1	287577	04/15/22	04/19/22	TJW
Dimethylphthalate	ND		ug/Kg	290	1	287577	04/15/22	04/19/22	TJW
Acenaphthylene	ND		ug/Kg	290	1	287577	04/15/22	04/19/22	TJW
2,6-Dinitrotoluene	ND		ug/Kg	290	1	287577	04/15/22	04/19/22	TJW
3-Nitroaniline	ND		ug/Kg	290	1	287577	04/15/22	04/19/22	TJW
Acenaphthene	ND		ug/Kg	290	1	287577	04/15/22	04/19/22	TJW
2,4-Dinitrophenol	ND		ug/Kg	1,400	1	287577	04/15/22	04/19/22	TJW
4-Nitrophenol	ND		ug/Kg	290	1	287577	04/15/22	04/19/22	TJW
Dibenzofuran	ND		ug/Kg	290	1	287577	04/15/22	04/19/22	TJW
2,4-Dinitrotoluene	ND		ug/Kg	290	1	287577	04/15/22	04/19/22	TJW
Diethylphthalate	ND		ug/Kg	290	1	287577	04/15/22	04/19/22	TJW
Fluorene	ND		ug/Kg	290	1	287577	04/15/22	04/19/22	TJW
4-Chlorophenyl-phenylether	ND		ug/Kg	290	1	287577	04/15/22	04/19/22	TJW
4-Nitroaniline	ND		ug/Kg	290	1	287577	04/15/22	04/19/22	TJW
4,6-Dinitro-2-methylphenol	ND		ug/Kg	290	1	287577	04/15/22	04/19/22	TJW
N-Nitrosodiphenylamine	ND		ug/Kg	290	1	287577	04/15/22	04/19/22	TJW
1,2-diphenylhydrazine (as azobenzene)	ND		ug/Kg	290	1	287577	04/15/22	04/19/22	TJW
4-Bromophenyl-phenylether	ND		ug/Kg	290	1	287577	04/15/22	04/19/22	TJW
Hexachlorobenzene	ND		ug/Kg	290	1	287577	04/15/22	04/19/22	TJW
Pentachlorophenol	ND		ug/Kg	1,400	1	287577	04/15/22	04/19/22	TJW
Phenanthrene	ND		ug/Kg	290	1	287577	04/15/22	04/19/22	TJW
Anthracene	ND		ug/Kg	290	1	287577	04/15/22	04/19/22	TJW
Di-n-butylphthalate	ND		ug/Kg	290	1	287577	04/15/22	04/19/22	TJW
Fluoranthene	ND		ug/Kg	290	1	287577	04/15/22	04/19/22	TJW
Benzidine	ND		ug/Kg	1,400	1	287577	04/15/22	04/19/22	TJW
Pyrene	ND		ug/Kg	290	1	287577	04/15/22	04/19/22	TJW
Butylbenzylphthalate	ND		ug/Kg	290	1	287577	04/15/22	04/19/22	TJW
3,3'-Dichlorobenzidine	ND		ug/Kg	1,400	1	287577	04/15/22	04/19/22	TJW
Benzo(a)anthracene	ND		ug/Kg	290	1	287577	04/15/22	04/19/22	TJW
Chrysene	ND		ug/Kg	290	1	287577	04/15/22	04/19/22	TJW
bis(2-Ethylhexyl)phthalate	ND		ug/Kg	290	1	287577	04/15/22	04/19/22	TJW
Di-n-octylphthalate	ND		ug/Kg	290	1	287577	04/15/22	04/19/22	TJW
Benzo(b)fluoranthene	ND		ug/Kg	290	1	287577	04/15/22	04/19/22	TJW
Benzo(k)fluoranthene	ND		ug/Kg	290	1	287577	04/15/22	04/19/22	TJW
Benzo(a)pyrene	ND		ug/Kg	290	1	287577	04/15/22	04/19/22	TJW
Indeno(1,2,3-cd)pyrene	ND		ug/Kg	290	1	287577	04/15/22	04/19/22	TJW
Dibenz(a,h)anthracene	ND		ug/Kg	290	1	287577	04/15/22	04/19/22	TJW
Benzo(g,h,i)perylene	ND		ug/Kg	290	1	287577	04/15/22	04/19/22	TJW
Surrogates				**Limits**					
2-Fluorophenol	64%		%REC	29-120	1	287577	04/15/22	04/19/22	TJW
Phenol-d6	71%		%REC	30-120	1	287577	04/15/22	04/19/22	TJW
2,4,6-Tribromophenol	59%		%REC	32-120	1	287577	04/15/22	04/19/22	TJW

Results for any subcontracted analyses are not included in this section.

Analysis Results for 461330

461330-028 Analyte	Result	Qual	Units	RL	DF	Batch	Prepared	Analyzed	Chemist
Nitrobenzene-d5	58%		%REC	33-120	1	287577	04/15/22	04/19/22	TJW
2-Fluorobiphenyl	62%		%REC	39-120	1	287577	04/15/22	04/19/22	TJW
Terphenyl-d14	72%		%REC	44-125	1	287577	04/15/22	04/19/22	TJW

Results for any subcontracted analyses are not included in this section.

ENTHALPY ANALYTICAL

Analysis Results for 461330

Sample ID: SSJ-10-0.25	Lab ID: 461330-029	Collected: 04/12/22 16:10
	Matrix: Soil	Basis: Dry

461330-029 Analyte	Result	Qual	Units	RL	DF	Batch	Prepared	Analyzed	Chemist
Method: ASTM D2216 Prep Method: METHOD									
Moisture, Percent	**12**		%	1	1	287755	04/19/22	04/19/22	DNA
Method: EPA 6010B Prep Method: EPA 3050B									
Antimony	ND		mg/Kg	3.1	0.92	287694	04/18/22	04/18/22	SBW
Arsenic	**5.2**		mg/Kg	1.0	0.92	287694	04/18/22	04/18/22	SBW
Barium	**140**		mg/Kg	1.0	0.92	287694	04/18/22	04/18/22	SBW
Beryllium	ND		mg/Kg	0.52	0.92	287694	04/18/22	04/18/22	SBW
Cadmium	ND		mg/Kg	0.52	0.92	287694	04/18/22	04/18/22	SBW
Chromium	**46**		mg/Kg	1.0	0.92	287694	04/18/22	04/18/22	SBW
Cobalt	**7.8**		mg/Kg	0.52	0.92	287694	04/18/22	04/18/22	SBW
Copper	**26**		mg/Kg	1.0	0.92	287694	04/18/22	04/18/22	SBW
Lead	**34**		mg/Kg	1.0	0.92	287694	04/18/22	04/18/22	SBW
Molybdenum	**2.6**		mg/Kg	1.0	0.92	287694	04/18/22	04/18/22	SBW
Nickel	**85**		mg/Kg	1.0	0.92	287694	04/18/22	04/18/22	SBW
Selenium	ND		mg/Kg	3.1	0.92	287694	04/18/22	04/18/22	SBW
Silver	ND		mg/Kg	0.52	0.92	287694	04/18/22	04/18/22	SBW
Thallium	ND		mg/Kg	3.1	0.92	287694	04/18/22	04/18/22	SBW
Vanadium	**22**		mg/Kg	1.0	0.92	287694	04/18/22	04/18/22	SBW
Zinc	**39**		mg/Kg	5.2	0.92	287694	04/18/22	04/18/22	SBW
Method: EPA 7471A Prep Method: METHOD									
Mercury	ND		mg/Kg	0.19	1.2	287601	04/15/22	04/15/22	SBW
Method: EPA 8015M Prep Method: EPA 3580									
DRO C10-C28	**81**		mg/Kg	11	1	287559	04/14/22	04/15/22	MES
ORO C28-C44	**89**		mg/Kg	23	1	287559	04/14/22	04/15/22	MES
Surrogates				**Limits**					
n-Triacontane	90%		%REC	70-130	1	287559	04/14/22	04/15/22	MES
Method: EPA 8260B Prep Method: EPA 5030B									
TPH Gasoline	**190**		ug/Kg	110	1	287472	04/14/22	04/14/22	RAO
Freon 12	ND		ug/Kg	5.7	1	287472	04/14/22	04/14/22	RAO
Chloromethane	ND		ug/Kg	5.7	1	287472	04/14/22	04/14/22	RAO
Vinyl Chloride	ND		ug/Kg	5.7	1	287472	04/14/22	04/14/22	RAO
Bromomethane	ND		ug/Kg	5.7	1	287472	04/14/22	04/14/22	RAO
Chloroethane	ND		ug/Kg	5.7	1	287472	04/14/22	04/14/22	RAO
Trichlorofluoromethane	ND		ug/Kg	5.7	1	287472	04/14/22	04/14/22	RAO
Acetone	**340**		ug/Kg	110	1	287472	04/14/22	04/14/22	RAO
Freon 113	ND		ug/Kg	5.7	1	287472	04/14/22	04/14/22	RAO
1,1-Dichloroethene	ND		ug/Kg	5.7	1	287472	04/14/22	04/14/22	RAO

Results for any subcontracted analyses are not included in this section.

ENTHALPY ANALYTICAL

Analysis Results for 461330

461330-029 Analyte	Result	Qual	Units	RL	DF	Batch	Prepared	Analyzed	Chemist
Methylene Chloride	ND		ug/Kg	5.7	1	287472	04/14/22	04/14/22	RAO
MTBE	ND		ug/Kg	5.7	1	287472	04/14/22	04/14/22	RAO
trans-1,2-Dichloroethene	ND		ug/Kg	5.7	1	287472	04/14/22	04/14/22	RAO
1,1-Dichloroethane	ND		ug/Kg	5.7	1	287472	04/14/22	04/14/22	RAO
2-Butanone	ND		ug/Kg	110	1	287472	04/14/22	04/14/22	RAO
cis-1,2-Dichloroethene	ND		ug/Kg	5.7	1	287472	04/14/22	04/14/22	RAO
2,2-Dichloropropane	ND		ug/Kg	5.7	1	287472	04/14/22	04/14/22	RAO
Chloroform	ND		ug/Kg	5.7	1	287472	04/14/22	04/14/22	RAO
Bromochloromethane	ND		ug/Kg	5.7	1	287472	04/14/22	04/14/22	RAO
1,1,1-Trichloroethane	ND		ug/Kg	5.7	1	287472	04/14/22	04/14/22	RAO
1,1-Dichloropropene	ND		ug/Kg	5.7	1	287472	04/14/22	04/14/22	RAO
Carbon Tetrachloride	ND		ug/Kg	5.7	1	287472	04/14/22	04/14/22	RAO
1,2-Dichloroethane	ND		ug/Kg	5.7	1	287472	04/14/22	04/14/22	RAO
Benzene	ND		ug/Kg	5.7	1	287472	04/14/22	04/14/22	RAO
Trichloroethene	ND		ug/Kg	5.7	1	287472	04/14/22	04/14/22	RAO
1,2-Dichloropropane	ND		ug/Kg	5.7	1	287472	04/14/22	04/14/22	RAO
Bromodichloromethane	ND		ug/Kg	5.7	1	287472	04/14/22	04/14/22	RAO
Dibromomethane	ND		ug/Kg	5.7	1	287472	04/14/22	04/14/22	RAO
4-Methyl-2-Pentanone	ND		ug/Kg	9.2	1	287472	04/14/22	04/14/22	RAO
cis-1,3-Dichloropropene	ND		ug/Kg	5.7	1	287472	04/14/22	04/14/22	RAO
Toluene	ND		ug/Kg	5.7	1	287472	04/14/22	04/14/22	RAO
trans-1,3-Dichloropropene	ND		ug/Kg	5.7	1	287472	04/14/22	04/14/22	RAO
1,1,2-Trichloroethane	ND		ug/Kg	5.7	1	287472	04/14/22	04/14/22	RAO
1,3-Dichloropropane	ND		ug/Kg	5.7	1	287472	04/14/22	04/14/22	RAO
Tetrachloroethene	ND		ug/Kg	5.7	1	287472	04/14/22	04/14/22	RAO
Dibromochloromethane	ND		ug/Kg	5.7	1	287472	04/14/22	04/14/22	RAO
1,2-Dibromoethane	ND		ug/Kg	5.7	1	287472	04/14/22	04/14/22	RAO
Chlorobenzene	ND		ug/Kg	5.7	1	287472	04/14/22	04/14/22	RAO
1,1,1,2-Tetrachloroethane	ND		ug/Kg	5.7	1	287472	04/14/22	04/14/22	RAO
Ethylbenzene	ND		ug/Kg	5.7	1	287472	04/14/22	04/14/22	RAO
m,p-Xylenes	**30**		ug/Kg	11	1	287472	04/14/22	04/14/22	RAO
o-Xylene	ND		ug/Kg	5.7	1	287472	04/14/22	04/14/22	RAO
Styrene	ND		ug/Kg	5.7	1	287472	04/14/22	04/14/22	RAO
Bromoform	ND		ug/Kg	5.7	1	287472	04/14/22	04/14/22	RAO
Isopropylbenzene	ND		ug/Kg	5.7	1	287472	04/14/22	04/14/22	RAO
1,1,2,2-Tetrachloroethane	ND		ug/Kg	5.7	1	287472	04/14/22	04/14/22	RAO
1,2,3-Trichloropropane	ND		ug/Kg	5.7	1	287472	04/14/22	04/14/22	RAO
Propylbenzene	ND		ug/Kg	5.7	1	287472	04/14/22	04/14/22	RAO
Bromobenzene	ND		ug/Kg	5.7	1	287472	04/14/22	04/14/22	RAO
1,3,5-Trimethylbenzene	ND		ug/Kg	5.7	1	287472	04/14/22	04/14/22	RAO
2-Chlorotoluene	ND		ug/Kg	5.7	1	287472	04/14/22	04/14/22	RAO
4-Chlorotoluene	ND		ug/Kg	5.7	1	287472	04/14/22	04/14/22	RAO
tert-Butylbenzene	ND		ug/Kg	5.7	1	287472	04/14/22	04/14/22	RAO
1,2,4-Trimethylbenzene	**6.9**		ug/Kg	5.7	1	287472	04/14/22	04/14/22	RAO
sec-Butylbenzene	ND		ug/Kg	5.7	1	287472	04/14/22	04/14/22	RAO
para-Isopropyl Toluene	ND		ug/Kg	5.7	1	287472	04/14/22	04/14/22	RAO

Results for any subcontracted analyses are not included in this section.

Analysis Results for 461330

461330-029 Analyte	Result	Qual	Units	RL	DF	Batch	Prepared	Analyzed	Chemist
1,3-Dichlorobenzene	ND		ug/Kg	5.7	1	287472	04/14/22	04/14/22	RAO
1,4-Dichlorobenzene	ND		ug/Kg	5.7	1	287472	04/14/22	04/14/22	RAO
n-Butylbenzene	ND		ug/Kg	5.7	1	287472	04/14/22	04/14/22	RAO
1,2-Dichlorobenzene	ND		ug/Kg	5.7	1	287472	04/14/22	04/14/22	RAO
1,2-Dibromo-3-Chloropropane	ND		ug/Kg	5.7	1	287472	04/14/22	04/14/22	RAO
1,2,4-Trichlorobenzene	ND		ug/Kg	5.7	1	287472	04/14/22	04/14/22	RAO
Hexachlorobutadiene	ND		ug/Kg	5.7	1	287472	04/14/22	04/14/22	RAO
Naphthalene	ND		ug/Kg	5.7	1	287472	04/14/22	04/14/22	RAO
1,2,3-Trichlorobenzene	ND		ug/Kg	5.7	1	287472	04/14/22	04/14/22	RAO
Surrogates				**Limits**					
Dibromofluoromethane	110%		%REC	70-145	1	287472	04/14/22	04/14/22	RAO
1,2-Dichloroethane-d4	102%		%REC	70-145	1	287472	04/14/22	04/14/22	RAO
Toluene-d8	104%		%REC	70-145	1	287472	04/14/22	04/14/22	RAO
Bromofluorobenzene	98%		%REC	70-145	1	287472	04/14/22	04/14/22	RAO
Method: EPA 8270C Prep Method: EPA 3546									
Carbazole	ND		ug/Kg	280	1	287577	04/15/22	04/19/22	TJW
1-Methylnaphthalene	ND		ug/Kg	280	1	287577	04/15/22	04/19/22	TJW
Pyridine	ND		ug/Kg	280	1	287577	04/15/22	04/19/22	TJW
N-Nitrosodimethylamine	ND		ug/Kg	280	1	287577	04/15/22	04/19/22	TJW
Phenol	ND		ug/Kg	280	1	287577	04/15/22	04/19/22	TJW
Aniline	ND		ug/Kg	280	1	287577	04/15/22	04/19/22	TJW
bis(2-Chloroethyl)ether	ND		ug/Kg	1,400	1	287577	04/15/22	04/19/22	TJW
2-Chlorophenol	ND		ug/Kg	280	1	287577	04/15/22	04/19/22	TJW
1,3-Dichlorobenzene	ND		ug/Kg	280	1	287577	04/15/22	04/19/22	TJW
1,4-Dichlorobenzene	ND		ug/Kg	280	1	287577	04/15/22	04/19/22	TJW
Benzyl alcohol	ND		ug/Kg	280	1	287577	04/15/22	04/19/22	TJW
1,2-Dichlorobenzene	ND		ug/Kg	280	1	287577	04/15/22	04/19/22	TJW
2-Methylphenol	ND		ug/Kg	280	1	287577	04/15/22	04/19/22	TJW
bis(2-Chloroisopropyl) ether	ND		ug/Kg	280	1	287577	04/15/22	04/19/22	TJW
3-,4-Methylphenol	ND		ug/Kg	450	1	287577	04/15/22	04/19/22	TJW
N-Nitroso-di-n-propylamine	ND		ug/Kg	280	1	287577	04/15/22	04/19/22	TJW
Hexachloroethane	ND		ug/Kg	280	1	287577	04/15/22	04/19/22	TJW
Nitrobenzene	ND		ug/Kg	1,400	1	287577	04/15/22	04/19/22	TJW
Isophorone	ND		ug/Kg	280	1	287577	04/15/22	04/19/22	TJW
2-Nitrophenol	ND		ug/Kg	280	1	287577	04/15/22	04/19/22	TJW
2,4-Dimethylphenol	ND		ug/Kg	280	1	287577	04/15/22	04/19/22	TJW
Benzoic acid	ND		ug/Kg	1,400	1	287577	04/15/22	04/19/22	TJW
bis(2-Chloroethoxy)methane	ND		ug/Kg	280	1	287577	04/15/22	04/19/22	TJW
2,4-Dichlorophenol	ND		ug/Kg	280	1	287577	04/15/22	04/19/22	TJW
1,2,4-Trichlorobenzene	ND		ug/Kg	280	1	287577	04/15/22	04/19/22	TJW
Naphthalene	ND		ug/Kg	280	1	287577	04/15/22	04/19/22	TJW
4-Chloroaniline	ND		ug/Kg	280	1	287577	04/15/22	04/19/22	TJW
Hexachlorobutadiene	ND		ug/Kg	280	1	287577	04/15/22	04/19/22	TJW
4-Chloro-3-methylphenol	ND		ug/Kg	280	1	287577	04/15/22	04/19/22	TJW
2-Methylnaphthalene	ND		ug/Kg	280	1	287577	04/15/22	04/19/22	TJW

Results for any subcontracted analyses are not included in this section.

ENTHALPY ANALYTICAL

Analysis Results for 461330

461330-029 Analyte	Result	Qual	Units	RL	DF	Batch	Prepared	Analyzed	Chemist
Hexachlorocyclopentadiene	ND		ug/Kg	1,400	1	287577	04/15/22	04/19/22	TJW
2,4,6-Trichlorophenol	ND		ug/Kg	280	1	287577	04/15/22	04/19/22	TJW
2,4,5-Trichlorophenol	ND		ug/Kg	280	1	287577	04/15/22	04/19/22	TJW
2-Chloronaphthalene	ND		ug/Kg	280	1	287577	04/15/22	04/19/22	TJW
2-Nitroaniline	ND		ug/Kg	280	1	287577	04/15/22	04/19/22	TJW
Dimethylphthalate	ND		ug/Kg	280	1	287577	04/15/22	04/19/22	TJW
Acenaphthylene	ND		ug/Kg	280	1	287577	04/15/22	04/19/22	TJW
2,6-Dinitrotoluene	ND		ug/Kg	280	1	287577	04/15/22	04/19/22	TJW
3-Nitroaniline	ND		ug/Kg	280	1	287577	04/15/22	04/19/22	TJW
Acenaphthene	ND		ug/Kg	280	1	287577	04/15/22	04/19/22	TJW
2,4-Dinitrophenol	ND		ug/Kg	1,400	1	287577	04/15/22	04/19/22	TJW
4-Nitrophenol	ND		ug/Kg	280	1	287577	04/15/22	04/19/22	TJW
Dibenzofuran	ND		ug/Kg	280	1	287577	04/15/22	04/19/22	TJW
2,4-Dinitrotoluene	ND		ug/Kg	280	1	287577	04/15/22	04/19/22	TJW
Diethylphthalate	ND		ug/Kg	280	1	287577	04/15/22	04/19/22	TJW
Fluorene	ND		ug/Kg	280	1	287577	04/15/22	04/19/22	TJW
4-Chlorophenyl-phenylether	ND		ug/Kg	280	1	287577	04/15/22	04/19/22	TJW
4-Nitroaniline	ND		ug/Kg	280	1	287577	04/15/22	04/19/22	TJW
4,6-Dinitro-2-methylphenol	ND		ug/Kg	280	1	287577	04/15/22	04/19/22	TJW
N-Nitrosodiphenylamine	ND		ug/Kg	280	1	287577	04/15/22	04/19/22	TJW
1,2-diphenylhydrazine (as azobenzene)	ND		ug/Kg	280	1	287577	04/15/22	04/19/22	TJW
4-Bromophenyl-phenylether	ND		ug/Kg	280	1	287577	04/15/22	04/19/22	TJW
Hexachlorobenzene	ND		ug/Kg	280	1	287577	04/15/22	04/19/22	TJW
Pentachlorophenol	ND		ug/Kg	1,400	1	287577	04/15/22	04/19/22	TJW
Phenanthrene	ND		ug/Kg	280	1	287577	04/15/22	04/19/22	TJW
Anthracene	ND		ug/Kg	280	1	287577	04/15/22	04/19/22	TJW
Di-n-butylphthalate	ND		ug/Kg	280	1	287577	04/15/22	04/19/22	TJW
Fluoranthene	ND		ug/Kg	280	1	287577	04/15/22	04/19/22	TJW
Benzidine	ND		ug/Kg	1,400	1	287577	04/15/22	04/19/22	TJW
Pyrene	ND		ug/Kg	280	1	287577	04/15/22	04/19/22	TJW
Butylbenzylphthalate	ND		ug/Kg	280	1	287577	04/15/22	04/19/22	TJW
3,3'-Dichlorobenzidine	ND		ug/Kg	1,400	1	287577	04/15/22	04/19/22	TJW
Benzo(a)anthracene	ND		ug/Kg	280	1	287577	04/15/22	04/19/22	TJW
Chrysene	ND		ug/Kg	280	1	287577	04/15/22	04/19/22	TJW
bis(2-Ethylhexyl)phthalate	ND		ug/Kg	280	1	287577	04/15/22	04/19/22	TJW
Di-n-octylphthalate	ND		ug/Kg	280	1	287577	04/15/22	04/19/22	TJW
Benzo(b)fluoranthene	ND		ug/Kg	280	1	287577	04/15/22	04/19/22	TJW
Benzo(k)fluoranthene	ND		ug/Kg	280	1	287577	04/15/22	04/19/22	TJW
Benzo(a)pyrene	ND		ug/Kg	280	1	287577	04/15/22	04/19/22	TJW
Indeno(1,2,3-cd)pyrene	ND		ug/Kg	280	1	287577	04/15/22	04/19/22	TJW
Dibenz(a,h)anthracene	ND		ug/Kg	280	1	287577	04/15/22	04/19/22	TJW
Benzo(g,h,i)perylene	ND		ug/Kg	280	1	287577	04/15/22	04/19/22	TJW
Surrogates				**Limits**					
2-Fluorophenol	77%		%REC	29-120	1	287577	04/15/22	04/19/22	TJW
Phenol-d6	79%		%REC	30-120	1	287577	04/15/22	04/19/22	TJW
2,4,6-Tribromophenol	83%		%REC	32-120	1	287577	04/15/22	04/19/22	TJW

Results for any subcontracted analyses are not included in this section.

Analysis Results for 461330

461330-029 Analyte	Result	Qual	Units	RL	DF	Batch	Prepared	Analyzed	Chemist
Nitrobenzene-d5	65%		%REC	33-120	1	287577	04/15/22	04/19/22	TJW
2-Fluorobiphenyl	70%		%REC	39-120	1	287577	04/15/22	04/19/22	TJW
Terphenyl-d14	85%		%REC	44-125	1	287577	04/15/22	04/19/22	TJW

Results for any subcontracted analyses are not included in this section.

ENTHALPY ANALYTICAL

Analysis Results for 461330

Sample ID: SSJ-10-2.5	Lab ID: 461330-030	Collected: 04/12/22 16:15
	Matrix: Soil	Basis: Dry

461330-030 Analyte	Result	Qual	Units	RL	DF	Batch	Prepared	Analyzed	Chemist
Method: ASTM D2216 Prep Method: METHOD									
Moisture, Percent	**14**		%	1	1	287755	04/19/22	04/19/22	DNA
Method: EPA 6010B Prep Method: EPA 3050B									
Antimony	ND		mg/Kg	3.5	1	287694	04/18/22	04/18/22	SBW
Arsenic	**10**		mg/Kg	1.2	1	287694	04/18/22	04/18/22	SBW
Barium	**180**		mg/Kg	1.2	1	287694	04/18/22	04/18/22	SBW
Beryllium	ND		mg/Kg	0.59	1	287694	04/18/22	04/18/22	SBW
Cadmium	ND		mg/Kg	0.59	1	287694	04/18/22	04/18/22	SBW
Chromium	**62**		mg/Kg	1.2	1	287694	04/18/22	04/18/22	SBW
Cobalt	**12**		mg/Kg	0.59	1	287694	04/18/22	04/18/22	SBW
Copper	**340**		mg/Kg	1.2	1	287694	04/18/22	04/18/22	SBW
Lead	**130**		mg/Kg	1.2	1	287694	04/18/22	04/18/22	SBW
Molybdenum	**2.0**		mg/Kg	1.2	1	287694	04/18/22	04/18/22	SBW
Nickel	**130**		mg/Kg	1.2	1	287694	04/18/22	04/18/22	SBW
Selenium	ND		mg/Kg	3.5	1	287694	04/18/22	04/18/22	SBW
Silver	ND		mg/Kg	0.59	1	287694	04/18/22	04/18/22	SBW
Thallium	ND		mg/Kg	3.5	1	287694	04/18/22	04/18/22	SBW
Vanadium	**36**		mg/Kg	1.2	1	287694	04/18/22	04/18/22	SBW
Zinc	**160**		mg/Kg	5.9	1	287694	04/18/22	04/18/22	SBW
Method: EPA 7471A Prep Method: METHOD									
Mercury	**0.25**		mg/Kg	0.17	1.1	287601	04/15/22	04/15/22	SBW
Method: EPA 8015M Prep Method: EPA 3580									
DRO C10-C28	**44**		mg/Kg	12	1	287559	04/14/22	04/15/22	MES
ORO C28-C44	**55**		mg/Kg	23	1	287559	04/14/22	04/15/22	MES
Surrogates				**Limits**					
n-Triacontane	94%		%REC	70-130	1	287559	04/14/22	04/15/22	MES
Method: EPA 8260B Prep Method: EPA 5030B									
TPH Gasoline	**3,500**		ug/Kg	580	5	287573	04/15/22	04/15/22	RAO
Freon 12	ND		ug/Kg	29	5	287573	04/15/22	04/15/22	RAO
Chloromethane	ND		ug/Kg	29	5	287573	04/15/22	04/15/22	RAO
Vinyl Chloride	ND		ug/Kg	29	5	287573	04/15/22	04/15/22	RAO
Bromomethane	ND		ug/Kg	29	5	287573	04/15/22	04/15/22	RAO
Chloroethane	ND		ug/Kg	29	5	287573	04/15/22	04/15/22	RAO
Trichlorofluoromethane	ND		ug/Kg	29	5	287573	04/15/22	04/15/22	RAO
Acetone	ND		ug/Kg	580	5	287573	04/15/22	04/15/22	RAO
Freon 113	ND		ug/Kg	29	5	287573	04/15/22	04/15/22	RAO
1,1-Dichloroethene	ND		ug/Kg	29	5	287573	04/15/22	04/15/22	RAO

Results for any subcontracted analyses are not included in this section.

ENTHALPY ANALYTICAL

Analysis Results for 461330

461330-030 Analyte	Result	Qual	Units	RL	DF	Batch	Prepared	Analyzed	Chemist
Methylene Chloride	ND		ug/Kg	29	5	287573	04/15/22	04/15/22	RAO
MTBE	ND		ug/Kg	29	5	287573	04/15/22	04/15/22	RAO
trans-1,2-Dichloroethene	ND		ug/Kg	29	5	287573	04/15/22	04/15/22	RAO
1,1-Dichloroethane	ND		ug/Kg	29	5	287573	04/15/22	04/15/22	RAO
2-Butanone	ND		ug/Kg	580	5	287573	04/15/22	04/15/22	RAO
cis-1,2-Dichloroethene	ND		ug/Kg	29	5	287573	04/15/22	04/15/22	RAO
2,2-Dichloropropane	ND		ug/Kg	29	5	287573	04/15/22	04/15/22	RAO
Chloroform	ND		ug/Kg	29	5	287573	04/15/22	04/15/22	RAO
Bromochloromethane	ND		ug/Kg	29	5	287573	04/15/22	04/15/22	RAO
1,1,1-Trichloroethane	ND		ug/Kg	29	5	287573	04/15/22	04/15/22	RAO
1,1-Dichloropropene	ND		ug/Kg	29	5	287573	04/15/22	04/15/22	RAO
Carbon Tetrachloride	ND		ug/Kg	29	5	287573	04/15/22	04/15/22	RAO
1,2-Dichloroethane	ND		ug/Kg	29	5	287573	04/15/22	04/15/22	RAO
Benzene	ND		ug/Kg	29	5	287573	04/15/22	04/15/22	RAO
Trichloroethene	ND		ug/Kg	29	5	287573	04/15/22	04/15/22	RAO
1,2-Dichloropropane	ND		ug/Kg	29	5	287573	04/15/22	04/15/22	RAO
Bromodichloromethane	ND		ug/Kg	29	5	287573	04/15/22	04/15/22	RAO
Dibromomethane	ND		ug/Kg	29	5	287573	04/15/22	04/15/22	RAO
4-Methyl-2-Pentanone	ND		ug/Kg	47	5	287573	04/15/22	04/15/22	RAO
cis-1,3-Dichloropropene	ND		ug/Kg	29	5	287573	04/15/22	04/15/22	RAO
Toluene	ND		ug/Kg	29	5	287573	04/15/22	04/15/22	RAO
trans-1,3-Dichloropropene	ND		ug/Kg	29	5	287573	04/15/22	04/15/22	RAO
1,1,2-Trichloroethane	ND		ug/Kg	29	5	287573	04/15/22	04/15/22	RAO
1,3-Dichloropropane	ND		ug/Kg	29	5	287573	04/15/22	04/15/22	RAO
Tetrachloroethene	ND		ug/Kg	29	5	287573	04/15/22	04/15/22	RAO
Dibromochloromethane	ND		ug/Kg	29	5	287573	04/15/22	04/15/22	RAO
1,2-Dibromoethane	ND		ug/Kg	29	5	287573	04/15/22	04/15/22	RAO
Chlorobenzene	ND		ug/Kg	29	5	287573	04/15/22	04/15/22	RAO
1,1,1,2-Tetrachloroethane	ND		ug/Kg	29	5	287573	04/15/22	04/15/22	RAO
Ethylbenzene	ND		ug/Kg	29	5	287573	04/15/22	04/15/22	RAO
m,p-Xylenes	**410**		ug/Kg	58	5	287573	04/15/22	04/15/22	RAO
o-Xylene	ND		ug/Kg	29	5	287573	04/15/22	04/15/22	RAO
Styrene	ND		ug/Kg	29	5	287573	04/15/22	04/15/22	RAO
Bromoform	ND		ug/Kg	29	5	287573	04/15/22	04/15/22	RAO
Isopropylbenzene	ND		ug/Kg	29	5	287573	04/15/22	04/15/22	RAO
1,1,2,2-Tetrachloroethane	ND		ug/Kg	29	5	287573	04/15/22	04/15/22	RAO
1,2,3-Trichloropropane	ND		ug/Kg	29	5	287573	04/15/22	04/15/22	RAO
Propylbenzene	ND		ug/Kg	29	5	287573	04/15/22	04/15/22	RAO
Bromobenzene	ND		ug/Kg	29	5	287573	04/15/22	04/15/22	RAO
1,3,5-Trimethylbenzene	**40**		ug/Kg	29	5	287573	04/15/22	04/15/22	RAO
2-Chlorotoluene	ND		ug/Kg	29	5	287573	04/15/22	04/15/22	RAO
4-Chlorotoluene	ND		ug/Kg	29	5	287573	04/15/22	04/15/22	RAO
tert-Butylbenzene	ND		ug/Kg	29	5	287573	04/15/22	04/15/22	RAO
1,2,4-Trimethylbenzene	**110**		ug/Kg	29	5	287573	04/15/22	04/15/22	RAO
sec-Butylbenzene	ND		ug/Kg	29	5	287573	04/15/22	04/15/22	RAO
para-Isopropyl Toluene	ND		ug/Kg	29	5	287573	04/15/22	04/15/22	RAO

Results for any subcontracted analyses are not included in this section.

ENTHALPY ANALYTICAL

Analysis Results for 461330

461330-030 Analyte	Result	Qual	Units	RL	DF	Batch	Prepared	Analyzed	Chemist
1,3-Dichlorobenzene	ND		ug/Kg	29	5	287573	04/15/22	04/15/22	RAO
1,4-Dichlorobenzene	ND		ug/Kg	29	5	287573	04/15/22	04/15/22	RAO
n-Butylbenzene	ND		ug/Kg	29	5	287573	04/15/22	04/15/22	RAO
1,2-Dichlorobenzene	ND		ug/Kg	29	5	287573	04/15/22	04/15/22	RAO
1,2-Dibromo-3-Chloropropane	ND		ug/Kg	29	5	287573	04/15/22	04/15/22	RAO
1,2,4-Trichlorobenzene	ND		ug/Kg	29	5	287573	04/15/22	04/15/22	RAO
Hexachlorobutadiene	ND		ug/Kg	29	5	287573	04/15/22	04/15/22	RAO
Naphthalene	ND		ug/Kg	29	5	287573	04/15/22	04/15/22	RAO
1,2,3-Trichlorobenzene	ND		ug/Kg	29	5	287573	04/15/22	04/15/22	RAO
Surrogates				**Limits**					
Dibromofluoromethane	109%		%REC	70-145	5	287573	04/15/22	04/15/22	RAO
1,2-Dichloroethane-d4	99%		%REC	70-145	5	287573	04/15/22	04/15/22	RAO
Toluene-d8	103%		%REC	70-145	5	287573	04/15/22	04/15/22	RAO
Bromofluorobenzene	101%		%REC	70-145	5	287573	04/15/22	04/15/22	RAO
Method: EPA 8270C Prep Method: EPA 3546									
Carbazole	ND		ug/Kg	580	2	287577	04/15/22	04/19/22	TJW
1-Methylnaphthalene	ND		ug/Kg	580	2	287577	04/15/22	04/19/22	TJW
Pyridine	ND		ug/Kg	580	2	287577	04/15/22	04/19/22	TJW
N-Nitrosodimethylamine	ND		ug/Kg	580	2	287577	04/15/22	04/19/22	TJW
Phenol	ND		ug/Kg	580	2	287577	04/15/22	04/19/22	TJW
Aniline	ND		ug/Kg	580	2	287577	04/15/22	04/19/22	TJW
bis(2-Chloroethyl)ether	ND		ug/Kg	2,800	2	287577	04/15/22	04/19/22	TJW
2-Chlorophenol	ND		ug/Kg	580	2	287577	04/15/22	04/19/22	TJW
1,3-Dichlorobenzene	ND		ug/Kg	580	2	287577	04/15/22	04/19/22	TJW
1,4-Dichlorobenzene	ND		ug/Kg	580	2	287577	04/15/22	04/19/22	TJW
Benzyl alcohol	ND		ug/Kg	580	2	287577	04/15/22	04/19/22	TJW
1,2-Dichlorobenzene	ND		ug/Kg	580	2	287577	04/15/22	04/19/22	TJW
2-Methylphenol	ND		ug/Kg	580	2	287577	04/15/22	04/19/22	TJW
bis(2-Chloroisopropyl) ether	ND		ug/Kg	580	2	287577	04/15/22	04/19/22	TJW
3-,4-Methylphenol	ND		ug/Kg	930	2	287577	04/15/22	04/19/22	TJW
N-Nitroso-di-n-propylamine	ND		ug/Kg	580	2	287577	04/15/22	04/19/22	TJW
Hexachloroethane	ND		ug/Kg	580	2	287577	04/15/22	04/19/22	TJW
Nitrobenzene	ND		ug/Kg	2,800	2	287577	04/15/22	04/19/22	TJW
Isophorone	ND		ug/Kg	580	2	287577	04/15/22	04/19/22	TJW
2-Nitrophenol	ND		ug/Kg	580	2	287577	04/15/22	04/19/22	TJW
2,4-Dimethylphenol	ND		ug/Kg	580	2	287577	04/15/22	04/19/22	TJW
Benzoic acid	ND		ug/Kg	2,800	2	287577	04/15/22	04/19/22	TJW
bis(2-Chloroethoxy)methane	ND		ug/Kg	580	2	287577	04/15/22	04/19/22	TJW
2,4-Dichlorophenol	ND		ug/Kg	580	2	287577	04/15/22	04/19/22	TJW
1,2,4-Trichlorobenzene	ND		ug/Kg	580	2	287577	04/15/22	04/19/22	TJW
Naphthalene	ND		ug/Kg	580	2	287577	04/15/22	04/19/22	TJW
4-Chloroaniline	ND		ug/Kg	580	2	287577	04/15/22	04/19/22	TJW
Hexachlorobutadiene	ND		ug/Kg	580	2	287577	04/15/22	04/19/22	TJW
4-Chloro-3-methylphenol	ND		ug/Kg	580	2	287577	04/15/22	04/19/22	TJW
2-Methylnaphthalene	ND		ug/Kg	580	2	287577	04/15/22	04/19/22	TJW

Results for any subcontracted analyses are not included in this section.

ENTHALPY ANALYTICAL

Analysis Results for 461330

461330-030 Analyte	Result	Qual	Units	RL	DF	Batch	Prepared	Analyzed	Chemist
Hexachlorocyclopentadiene	ND		ug/Kg	2,800	2	287577	04/15/22	04/19/22	TJW
2,4,6-Trichlorophenol	ND		ug/Kg	580	2	287577	04/15/22	04/19/22	TJW
2,4,5-Trichlorophenol	ND		ug/Kg	580	2	287577	04/15/22	04/19/22	TJW
2-Chloronaphthalene	ND		ug/Kg	580	2	287577	04/15/22	04/19/22	TJW
2-Nitroaniline	ND		ug/Kg	580	2	287577	04/15/22	04/19/22	TJW
Dimethylphthalate	ND		ug/Kg	580	2	287577	04/15/22	04/19/22	TJW
Acenaphthylene	ND		ug/Kg	580	2	287577	04/15/22	04/19/22	TJW
2,6-Dinitrotoluene	ND		ug/Kg	580	2	287577	04/15/22	04/19/22	TJW
3-Nitroaniline	ND		ug/Kg	580	2	287577	04/15/22	04/19/22	TJW
Acenaphthene	ND		ug/Kg	580	2	287577	04/15/22	04/19/22	TJW
2,4-Dinitrophenol	ND		ug/Kg	2,800	2	287577	04/15/22	04/19/22	TJW
4-Nitrophenol	ND		ug/Kg	580	2	287577	04/15/22	04/19/22	TJW
Dibenzofuran	ND		ug/Kg	580	2	287577	04/15/22	04/19/22	TJW
2,4-Dinitrotoluene	ND		ug/Kg	580	2	287577	04/15/22	04/19/22	TJW
Diethylphthalate	ND		ug/Kg	580	2	287577	04/15/22	04/19/22	TJW
Fluorene	ND		ug/Kg	580	2	287577	04/15/22	04/19/22	TJW
4-Chlorophenyl-phenylether	ND		ug/Kg	580	2	287577	04/15/22	04/19/22	TJW
4-Nitroaniline	ND		ug/Kg	580	2	287577	04/15/22	04/19/22	TJW
4,6-Dinitro-2-methylphenol	ND		ug/Kg	580	2	287577	04/15/22	04/19/22	TJW
N-Nitrosodiphenylamine	ND		ug/Kg	580	2	287577	04/15/22	04/19/22	TJW
1,2-diphenylhydrazine (as azobenzene)	ND		ug/Kg	580	2	287577	04/15/22	04/19/22	TJW
4-Bromophenyl-phenylether	ND		ug/Kg	580	2	287577	04/15/22	04/19/22	TJW
Hexachlorobenzene	ND		ug/Kg	580	2	287577	04/15/22	04/19/22	TJW
Pentachlorophenol	ND		ug/Kg	2,800	2	287577	04/15/22	04/19/22	TJW
Phenanthrene	ND		ug/Kg	580	2	287577	04/15/22	04/19/22	TJW
Anthracene	ND		ug/Kg	580	2	287577	04/15/22	04/19/22	TJW
Di-n-butylphthalate	ND		ug/Kg	580	2	287577	04/15/22	04/19/22	TJW
Fluoranthene	ND		ug/Kg	580	2	287577	04/15/22	04/19/22	TJW
Benzidine	ND		ug/Kg	2,800	2	287577	04/15/22	04/19/22	TJW
Pyrene	ND		ug/Kg	580	2	287577	04/15/22	04/19/22	TJW
Butylbenzylphthalate	ND		ug/Kg	580	2	287577	04/15/22	04/19/22	TJW
3,3'-Dichlorobenzidine	ND		ug/Kg	2,800	2	287577	04/15/22	04/19/22	TJW
Benzo(a)anthracene	ND		ug/Kg	580	2	287577	04/15/22	04/19/22	TJW
Chrysene	ND		ug/Kg	580	2	287577	04/15/22	04/19/22	TJW
bis(2-Ethylhexyl)phthalate	ND		ug/Kg	580	2	287577	04/15/22	04/19/22	TJW
Di-n-octylphthalate	ND		ug/Kg	580	2	287577	04/15/22	04/19/22	TJW
Benzo(b)fluoranthene	ND		ug/Kg	580	2	287577	04/15/22	04/19/22	TJW
Benzo(k)fluoranthene	ND		ug/Kg	580	2	287577	04/15/22	04/19/22	TJW
Benzo(a)pyrene	ND		ug/Kg	580	2	287577	04/15/22	04/19/22	TJW
Indeno(1,2,3-cd)pyrene	ND		ug/Kg	580	2	287577	04/15/22	04/19/22	TJW
Dibenz(a,h)anthracene	ND		ug/Kg	580	2	287577	04/15/22	04/19/22	TJW
Benzo(g,h,i)perylene	ND		ug/Kg	580	2	287577	04/15/22	04/19/22	TJW
Surrogates				**Limits**					
2-Fluorophenol	72%		%REC	29-120	2	287577	04/15/22	04/19/22	TJW
Phenol-d6	72%		%REC	30-120	2	287577	04/15/22	04/19/22	TJW
2,4,6-Tribromophenol	69%		%REC	32-120	2	287577	04/15/22	04/19/22	TJW

Results for any subcontracted analyses are not included in this section.

ENTHALPY ANALYTICAL

Analysis Results for 461330

461330-030 Analyte	Result	Qual	Units	RL	DF	Batch	Prepared	Analyzed	Chemist
Nitrobenzene-d5	62%		%REC	33-120	2	287577	04/15/22	04/19/22	TJW
2-Fluorobiphenyl	64%		%REC	39-120	2	287577	04/15/22	04/19/22	TJW
Terphenyl-d14	73%		%REC	44-125	2	287577	04/15/22	04/19/22	TJW

Results for any subcontracted analyses are not included in this section.

ENTHALPY ANALYTICAL

Analysis Results for 461330

Sample ID: SSJ-10-5	Lab ID: 461330-031	Collected: 04/12/22 16:20
	Matrix: Soil	Basis: Dry

461330-031 Analyte	Result	Qual	Units	RL	DF	Batch	Prepared	Analyzed	Chemist
Method: ASTM D2216 Prep Method: METHOD									
Moisture, Percent	**22**		%	1	1	287755	04/19/22	04/19/22	DNA
Method: EPA 6010B Prep Method: EPA 3050B									
Antimony	ND		mg/Kg	3.7	0.97	287694	04/18/22	04/18/22	SBW
Arsenic	**15**		mg/Kg	1.2	0.97	287694	04/18/22	04/18/22	SBW
Barium	**300**		mg/Kg	1.2	0.97	287694	04/18/22	04/18/22	SBW
Beryllium	ND		mg/Kg	0.62	0.97	287694	04/18/22	04/18/22	SBW
Cadmium	ND		mg/Kg	0.62	0.97	287694	04/18/22	04/18/22	SBW
Chromium	**84**		mg/Kg	1.2	0.97	287694	04/18/22	04/18/22	SBW
Cobalt	**20**		mg/Kg	0.62	0.97	287694	04/18/22	04/18/22	SBW
Copper	**160**		mg/Kg	1.2	0.97	287694	04/18/22	04/18/22	SBW
Lead	**31**		mg/Kg	1.2	0.97	287694	04/18/22	04/18/22	SBW
Molybdenum	**1.4**		mg/Kg	1.2	0.97	287694	04/18/22	04/18/22	SBW
Nickel	**130**		mg/Kg	1.2	0.97	287694	04/18/22	04/18/22	SBW
Selenium	ND		mg/Kg	3.7	0.97	287694	04/18/22	04/18/22	SBW
Silver	ND		mg/Kg	0.62	0.97	287694	04/18/22	04/18/22	SBW
Thallium	ND		mg/Kg	3.7	0.97	287694	04/18/22	04/18/22	SBW
Vanadium	**57**		mg/Kg	1.2	0.97	287694	04/18/22	04/18/22	SBW
Zinc	**190**		mg/Kg	6.2	0.97	287694	04/18/22	04/18/22	SBW
Method: EPA 7471A Prep Method: METHOD									
Mercury	**0.27**		mg/Kg	0.21	1.2	287601	04/15/22	04/15/22	SBW
Method: EPA 8015M Prep Method: EPA 3580									
DRO C10-C28	**81**		mg/Kg	13	1	287559	04/14/22	04/15/22	MES
ORO C28-C44	ND		mg/Kg	26	1	287559	04/14/22	04/15/22	MES
Surrogates				**Limits**					
n-Triacontane	100%		%REC	70-130	1	287559	04/14/22	04/15/22	MES
Method: EPA 8260B Prep Method: EPA 5030B									
TPH Gasoline	**16,000**		ug/Kg	6,400	50	287581	04/15/22	04/15/22	RAO
Freon 12	ND		ug/Kg	320	50	287581	04/15/22	04/15/22	RAO
Chloromethane	ND		ug/Kg	320	50	287581	04/15/22	04/15/22	RAO
Vinyl Chloride	ND		ug/Kg	320	50	287581	04/15/22	04/15/22	RAO
Bromomethane	ND		ug/Kg	320	50	287581	04/15/22	04/15/22	RAO
Chloroethane	ND		ug/Kg	320	50	287581	04/15/22	04/15/22	RAO
Trichlorofluoromethane	ND		ug/Kg	320	50	287581	04/15/22	04/15/22	RAO
Acetone	ND		ug/Kg	6,400	50	287581	04/15/22	04/15/22	RAO
Freon 113	ND		ug/Kg	320	50	287581	04/15/22	04/15/22	RAO
1,1-Dichloroethene	ND		ug/Kg	320	50	287581	04/15/22	04/15/22	RAO

Results for any subcontracted analyses are not included in this section.

ENTHALPY ANALYTICAL

Analysis Results for 461330

461330-031 Analyte	Result	Qual	Units	RL	DF	Batch	Prepared	Analyzed	Chemist
Methylene Chloride	ND		ug/Kg	320	50	287581	04/15/22	04/15/22	RAO
MTBE	ND		ug/Kg	320	50	287581	04/15/22	04/15/22	RAO
trans-1,2-Dichloroethene	ND		ug/Kg	320	50	287581	04/15/22	04/15/22	RAO
1,1-Dichloroethane	ND		ug/Kg	320	50	287581	04/15/22	04/15/22	RAO
2-Butanone	ND		ug/Kg	6,400	50	287581	04/15/22	04/15/22	RAO
cis-1,2-Dichloroethene	ND		ug/Kg	320	50	287581	04/15/22	04/15/22	RAO
2,2-Dichloropropane	ND		ug/Kg	320	50	287581	04/15/22	04/15/22	RAO
Chloroform	ND		ug/Kg	320	50	287581	04/15/22	04/15/22	RAO
Bromochloromethane	ND		ug/Kg	320	50	287581	04/15/22	04/15/22	RAO
1,1,1-Trichloroethane	ND		ug/Kg	320	50	287581	04/15/22	04/15/22	RAO
1,1-Dichloropropene	ND		ug/Kg	320	50	287581	04/15/22	04/15/22	RAO
Carbon Tetrachloride	ND		ug/Kg	320	50	287581	04/15/22	04/15/22	RAO
1,2-Dichloroethane	ND		ug/Kg	320	50	287581	04/15/22	04/15/22	RAO
Benzene	ND		ug/Kg	320	50	287581	04/15/22	04/15/22	RAO
Trichloroethene	ND		ug/Kg	320	50	287581	04/15/22	04/15/22	RAO
1,2-Dichloropropane	ND		ug/Kg	320	50	287581	04/15/22	04/15/22	RAO
Bromodichloromethane	ND		ug/Kg	320	50	287581	04/15/22	04/15/22	RAO
Dibromomethane	ND		ug/Kg	320	50	287581	04/15/22	04/15/22	RAO
4-Methyl-2-Pentanone	ND		ug/Kg	320	50	287581	04/15/22	04/15/22	RAO
cis-1,3-Dichloropropene	ND		ug/Kg	320	50	287581	04/15/22	04/15/22	RAO
Toluene	ND		ug/Kg	320	50	287581	04/15/22	04/15/22	RAO
trans-1,3-Dichloropropene	ND		ug/Kg	320	50	287581	04/15/22	04/15/22	RAO
1,1,2-Trichloroethane	ND		ug/Kg	320	50	287581	04/15/22	04/15/22	RAO
1,3-Dichloropropane	ND		ug/Kg	320	50	287581	04/15/22	04/15/22	RAO
Tetrachloroethene	ND		ug/Kg	320	50	287581	04/15/22	04/15/22	RAO
Dibromochloromethane	ND		ug/Kg	320	50	287581	04/15/22	04/15/22	RAO
1,2-Dibromoethane	ND		ug/Kg	320	50	287581	04/15/22	04/15/22	RAO
Chlorobenzene	ND		ug/Kg	320	50	287581	04/15/22	04/15/22	RAO
1,1,1,2-Tetrachloroethane	ND		ug/Kg	320	50	287581	04/15/22	04/15/22	RAO
Ethylbenzene	ND		ug/Kg	320	50	287581	04/15/22	04/15/22	RAO
m,p-Xylenes	**1,400**		ug/Kg	640	50	287581	04/15/22	04/15/22	RAO
o-Xylene	ND		ug/Kg	320	50	287581	04/15/22	04/15/22	RAO
Styrene	ND		ug/Kg	320	50	287581	04/15/22	04/15/22	RAO
Bromoform	ND		ug/Kg	320	50	287581	04/15/22	04/15/22	RAO
Isopropylbenzene	ND		ug/Kg	320	50	287581	04/15/22	04/15/22	RAO
1,1,2,2-Tetrachloroethane	ND		ug/Kg	320	50	287581	04/15/22	04/15/22	RAO
1,2,3-Trichloropropane	ND		ug/Kg	320	50	287581	04/15/22	04/15/22	RAO
Propylbenzene	ND		ug/Kg	320	50	287581	04/15/22	04/15/22	RAO
Bromobenzene	ND		ug/Kg	320	50	287581	04/15/22	04/15/22	RAO
1,3,5-Trimethylbenzene	ND		ug/Kg	320	50	287581	04/15/22	04/15/22	RAO
2-Chlorotoluene	ND		ug/Kg	320	50	287581	04/15/22	04/15/22	RAO
4-Chlorotoluene	ND		ug/Kg	320	50	287581	04/15/22	04/15/22	RAO
tert-Butylbenzene	ND		ug/Kg	320	50	287581	04/15/22	04/15/22	RAO
1,2,4-Trimethylbenzene	**440**		ug/Kg	320	50	287581	04/15/22	04/15/22	RAO
sec-Butylbenzene	ND		ug/Kg	320	50	287581	04/15/22	04/15/22	RAO
para-Isopropyl Toluene	ND		ug/Kg	320	50	287581	04/15/22	04/15/22	RAO

Results for any subcontracted analyses are not included in this section.

Analysis Results for 461330

461330-031 Analyte	Result	Qual	Units	RL	DF	Batch	Prepared	Analyzed	Chemist
1,3-Dichlorobenzene	ND		ug/Kg	320	50	287581	04/15/22	04/15/22	RAO
1,4-Dichlorobenzene	ND		ug/Kg	320	50	287581	04/15/22	04/15/22	RAO
n-Butylbenzene	ND		ug/Kg	320	50	287581	04/15/22	04/15/22	RAO
1,2-Dichlorobenzene	ND		ug/Kg	320	50	287581	04/15/22	04/15/22	RAO
1,2-Dibromo-3-Chloropropane	ND		ug/Kg	320	50	287581	04/15/22	04/15/22	RAO
1,2,4-Trichlorobenzene	ND		ug/Kg	320	50	287581	04/15/22	04/15/22	RAO
Hexachlorobutadiene	ND		ug/Kg	320	50	287581	04/15/22	04/15/22	RAO
Naphthalene	ND		ug/Kg	320	50	287581	04/15/22	04/15/22	RAO
1,2,3-Trichlorobenzene	ND		ug/Kg	320	50	287581	04/15/22	04/15/22	RAO
Surrogates				**Limits**					
Dibromofluoromethane	94%		%REC	70-145	50	287581	04/15/22	04/15/22	RAO
1,2-Dichloroethane-d4	100%		%REC	70-145	50	287581	04/15/22	04/15/22	RAO
Toluene-d8	101%		%REC	70-145	50	287581	04/15/22	04/15/22	RAO
Bromofluorobenzene	90%		%REC	70-145	50	287581	04/15/22	04/15/22	RAO
Method: EPA 8270C Prep Method: EPA 3546									
Carbazole	ND		ug/Kg	1,600	5	287577	04/15/22	04/19/22	TJW
1-Methylnaphthalene	ND		ug/Kg	1,600	5	287577	04/15/22	04/19/22	TJW
Pyridine	ND		ug/Kg	1,600	5	287577	04/15/22	04/19/22	TJW
N-Nitrosodimethylamine	ND		ug/Kg	1,600	5	287577	04/15/22	04/19/22	TJW
Phenol	ND		ug/Kg	1,600	5	287577	04/15/22	04/19/22	TJW
Aniline	ND		ug/Kg	1,600	5	287577	04/15/22	04/19/22	TJW
bis(2-Chloroethyl)ether	ND		ug/Kg	7,700	5	287577	04/15/22	04/19/22	TJW
2-Chlorophenol	ND		ug/Kg	1,600	5	287577	04/15/22	04/19/22	TJW
1,3-Dichlorobenzene	ND		ug/Kg	1,600	5	287577	04/15/22	04/19/22	TJW
1,4-Dichlorobenzene	ND		ug/Kg	1,600	5	287577	04/15/22	04/19/22	TJW
Benzyl alcohol	ND		ug/Kg	1,600	5	287577	04/15/22	04/19/22	TJW
1,2-Dichlorobenzene	ND		ug/Kg	1,600	5	287577	04/15/22	04/19/22	TJW
2-Methylphenol	ND		ug/Kg	1,600	5	287577	04/15/22	04/19/22	TJW
bis(2-Chloroisopropyl) ether	ND		ug/Kg	1,600	5	287577	04/15/22	04/19/22	TJW
3-,4-Methylphenol	ND		ug/Kg	2,600	5	287577	04/15/22	04/19/22	TJW
N-Nitroso-di-n-propylamine	ND		ug/Kg	1,600	5	287577	04/15/22	04/19/22	TJW
Hexachloroethane	ND		ug/Kg	1,600	5	287577	04/15/22	04/19/22	TJW
Nitrobenzene	ND		ug/Kg	7,700	5	287577	04/15/22	04/19/22	TJW
Isophorone	ND		ug/Kg	1,600	5	287577	04/15/22	04/19/22	TJW
2-Nitrophenol	ND		ug/Kg	1,600	5	287577	04/15/22	04/19/22	TJW
2,4-Dimethylphenol	ND		ug/Kg	1,600	5	287577	04/15/22	04/19/22	TJW
Benzoic acid	ND		ug/Kg	7,700	5	287577	04/15/22	04/19/22	TJW
bis(2-Chloroethoxy)methane	ND		ug/Kg	1,600	5	287577	04/15/22	04/19/22	TJW
2,4-Dichlorophenol	ND		ug/Kg	1,600	5	287577	04/15/22	04/19/22	TJW
1,2,4-Trichlorobenzene	ND		ug/Kg	1,600	5	287577	04/15/22	04/19/22	TJW
Naphthalene	ND		ug/Kg	1,600	5	287577	04/15/22	04/19/22	TJW
4-Chloroaniline	ND		ug/Kg	1,600	5	287577	04/15/22	04/19/22	TJW
Hexachlorobutadiene	ND		ug/Kg	1,600	5	287577	04/15/22	04/19/22	TJW
4-Chloro-3-methylphenol	ND		ug/Kg	1,600	5	287577	04/15/22	04/19/22	TJW
2-Methylnaphthalene	ND		ug/Kg	1,600	5	287577	04/15/22	04/19/22	TJW

Results for any subcontracted analyses are not included in this section.

ENTHALPY ANALYTICAL

Analysis Results for 461330

461330-031 Analyte	Result	Qual	Units	RL	DF	Batch	Prepared	Analyzed	Chemist
Hexachlorocyclopentadiene	ND		ug/Kg	7,700	5	287577	04/15/22	04/19/22	TJW
2,4,6-Trichlorophenol	ND		ug/Kg	1,600	5	287577	04/15/22	04/19/22	TJW
2,4,5-Trichlorophenol	ND		ug/Kg	1,600	5	287577	04/15/22	04/19/22	TJW
2-Chloronaphthalene	ND		ug/Kg	1,600	5	287577	04/15/22	04/19/22	TJW
2-Nitroaniline	ND		ug/Kg	1,600	5	287577	04/15/22	04/19/22	TJW
Dimethylphthalate	ND		ug/Kg	1,600	5	287577	04/15/22	04/19/22	TJW
Acenaphthylene	ND		ug/Kg	1,600	5	287577	04/15/22	04/19/22	TJW
2,6-Dinitrotoluene	ND		ug/Kg	1,600	5	287577	04/15/22	04/19/22	TJW
3-Nitroaniline	ND		ug/Kg	1,600	5	287577	04/15/22	04/19/22	TJW
Acenaphthene	ND		ug/Kg	1,600	5	287577	04/15/22	04/19/22	TJW
2,4-Dinitrophenol	ND		ug/Kg	7,700	5	287577	04/15/22	04/19/22	TJW
4-Nitrophenol	ND		ug/Kg	1,600	5	287577	04/15/22	04/19/22	TJW
Dibenzofuran	ND		ug/Kg	1,600	5	287577	04/15/22	04/19/22	TJW
2,4-Dinitrotoluene	ND		ug/Kg	1,600	5	287577	04/15/22	04/19/22	TJW
Diethylphthalate	ND		ug/Kg	1,600	5	287577	04/15/22	04/19/22	TJW
Fluorene	ND		ug/Kg	1,600	5	287577	04/15/22	04/19/22	TJW
4-Chlorophenyl-phenylether	ND		ug/Kg	1,600	5	287577	04/15/22	04/19/22	TJW
4-Nitroaniline	ND		ug/Kg	1,600	5	287577	04/15/22	04/19/22	TJW
4,6-Dinitro-2-methylphenol	ND		ug/Kg	1,600	5	287577	04/15/22	04/19/22	TJW
N-Nitrosodiphenylamine	ND		ug/Kg	1,600	5	287577	04/15/22	04/19/22	TJW
1,2-diphenylhydrazine (as azobenzene)	ND		ug/Kg	1,600	5	287577	04/15/22	04/19/22	TJW
4-Bromophenyl-phenylether	ND		ug/Kg	1,600	5	287577	04/15/22	04/19/22	TJW
Hexachlorobenzene	ND		ug/Kg	1,600	5	287577	04/15/22	04/19/22	TJW
Pentachlorophenol	ND		ug/Kg	7,700	5	287577	04/15/22	04/19/22	TJW
Phenanthrene	ND		ug/Kg	1,600	5	287577	04/15/22	04/19/22	TJW
Anthracene	ND		ug/Kg	1,600	5	287577	04/15/22	04/19/22	TJW
Di-n-butylphthalate	ND		ug/Kg	1,600	5	287577	04/15/22	04/19/22	TJW
Fluoranthene	ND		ug/Kg	1,600	5	287577	04/15/22	04/19/22	TJW
Benzidine	ND		ug/Kg	7,700	5	287577	04/15/22	04/19/22	TJW
Pyrene	ND		ug/Kg	1,600	5	287577	04/15/22	04/19/22	TJW
Butylbenzylphthalate	ND		ug/Kg	1,600	5	287577	04/15/22	04/19/22	TJW
3,3'-Dichlorobenzidine	ND		ug/Kg	7,700	5	287577	04/15/22	04/19/22	TJW
Benzo(a)anthracene	ND		ug/Kg	1,600	5	287577	04/15/22	04/19/22	TJW
Chrysene	ND		ug/Kg	1,600	5	287577	04/15/22	04/19/22	TJW
bis(2-Ethylhexyl)phthalate	ND		ug/Kg	1,600	5	287577	04/15/22	04/19/22	TJW
Di-n-octylphthalate	ND		ug/Kg	1,600	5	287577	04/15/22	04/19/22	TJW
Benzo(b)fluoranthene	ND		ug/Kg	1,600	5	287577	04/15/22	04/19/22	TJW
Benzo(k)fluoranthene	ND		ug/Kg	1,600	5	287577	04/15/22	04/19/22	TJW
Benzo(a)pyrene	ND		ug/Kg	1,600	5	287577	04/15/22	04/19/22	TJW
Indeno(1,2,3-cd)pyrene	ND		ug/Kg	1,600	5	287577	04/15/22	04/19/22	TJW
Dibenz(a,h)anthracene	ND		ug/Kg	1,600	5	287577	04/15/22	04/19/22	TJW
Benzo(g,h,i)perylene	ND		ug/Kg	1,600	5	287577	04/15/22	04/19/22	TJW
Surrogates				**Limits**					
2-Fluorophenol	70%		%REC	29-120	5	287577	04/15/22	04/19/22	TJW
Phenol-d6	72%		%REC	30-120	5	287577	04/15/22	04/19/22	TJW
2,4,6-Tribromophenol	80%		%REC	32-120	5	287577	04/15/22	04/19/22	TJW

Results for any subcontracted analyses are not included in this section.

ENTHALPY ANALYTICAL

Analysis Results for 461330

461330-031 Analyte	Result	Qual	Units	RL	DF	Batch	Prepared	Analyzed	Chemist
Nitrobenzene-d5	69%		%REC	33-120	5	287577	04/15/22	04/19/22	TJW
2-Fluorobiphenyl	68%		%REC	39-120	5	287577	04/15/22	04/19/22	TJW
Terphenyl-d14	78%		%REC	44-125	5	287577	04/15/22	04/19/22	TJW

Results for any subcontracted analyses are not included in this section.

ENTHALPY ANALYTICAL

Analysis Results for 461330

Sample ID: SSJ-DUP-2	Lab ID: 461330-032	Collected: 04/12/22 16:15
	Matrix: Soil	Basis: Dry

461330-032 Analyte	Result	Qual	Units	RL	DF	Batch	Prepared	Analyzed	Chemist
Method: ASTM D2216 Prep Method: METHOD									
Moisture, Percent	**21**		%	1	1	287755	04/19/22	04/19/22	DNA
Method: EPA 6010B Prep Method: EPA 3050B									
Antimony	ND		mg/Kg	3.6	0.95	287694	04/18/22	04/18/22	SBW
Arsenic	**12**		mg/Kg	1.2	0.95	287694	04/18/22	04/18/22	SBW
Barium	**410**		mg/Kg	1.2	0.95	287694	04/18/22	04/18/22	SBW
Beryllium	ND		mg/Kg	0.60	0.95	287694	04/18/22	04/18/22	SBW
Cadmium	ND		mg/Kg	0.60	0.95	287694	04/18/22	04/18/22	SBW
Chromium	**130**		mg/Kg	1.2	0.95	287694	04/18/22	04/18/22	SBW
Cobalt	**29**		mg/Kg	0.60	0.95	287694	04/18/22	04/18/22	SBW
Copper	**3,600**		mg/Kg	1.2	0.95	287694	04/18/22	04/18/22	SBW
Lead	**190**		mg/Kg	1.2	0.95	287694	04/18/22	04/18/22	SBW
Molybdenum	ND		mg/Kg	1.2	0.95	287694	04/18/22	04/18/22	SBW
Nickel	**410**		mg/Kg	1.2	0.95	287694	04/18/22	04/18/22	SBW
Selenium	ND		mg/Kg	3.6	0.95	287694	04/18/22	04/18/22	SBW
Silver	ND		mg/Kg	0.60	0.95	287694	04/18/22	04/18/22	SBW
Thallium	ND		mg/Kg	3.6	0.95	287694	04/18/22	04/18/22	SBW
Vanadium	**36**		mg/Kg	1.2	0.95	287694	04/18/22	04/18/22	SBW
Zinc	**1,700**		mg/Kg	6.0	0.95	287694	04/18/22	04/18/22	SBW
Method: EPA 7471A Prep Method: METHOD									
Mercury	ND		mg/Kg	0.18	1	287601	04/15/22	04/15/22	SBW
Method: EPA 8015M Prep Method: EPA 3580									
DRO C10-C28	**950**		mg/Kg	13	1	287559	04/14/22	04/15/22	MES
ORO C28-C44	**250**		mg/Kg	25	1	287559	04/14/22	04/15/22	MES
Surrogates				**Limits**					
n-Triacontane	100%		%REC	70-130	1	287559	04/14/22	04/15/22	MES
Method: EPA 8260B Prep Method: EPA 5030B									
TPH Gasoline	**12,000**		ug/Kg	6,300	50	287581	04/15/22	04/15/22	RAO
Freon 12	ND		ug/Kg	320	50	287581	04/15/22	04/15/22	RAO
Chloromethane	ND		ug/Kg	320	50	287581	04/15/22	04/15/22	RAO
Vinyl Chloride	ND		ug/Kg	320	50	287581	04/15/22	04/15/22	RAO
Bromomethane	ND		ug/Kg	320	50	287581	04/15/22	04/15/22	RAO
Chloroethane	ND		ug/Kg	320	50	287581	04/15/22	04/15/22	RAO
Trichlorofluoromethane	ND		ug/Kg	320	50	287581	04/15/22	04/15/22	RAO
Acetone	ND		ug/Kg	6,300	50	287581	04/15/22	04/15/22	RAO
Freon 113	ND		ug/Kg	320	50	287581	04/15/22	04/15/22	RAO
1,1-Dichloroethene	ND		ug/Kg	320	50	287581	04/15/22	04/15/22	RAO

Results for any subcontracted analyses are not included in this section.

ENTHALPY ANALYTICAL

Analysis Results for 461330

461330-032 Analyte	Result	Qual	Units	RL	DF	Batch	Prepared	Analyzed	Chemist
Methylene Chloride	ND		ug/Kg	320	50	287581	04/15/22	04/15/22	RAO
MTBE	ND		ug/Kg	320	50	287581	04/15/22	04/15/22	RAO
trans-1,2-Dichloroethene	ND		ug/Kg	320	50	287581	04/15/22	04/15/22	RAO
1,1-Dichloroethane	ND		ug/Kg	320	50	287581	04/15/22	04/15/22	RAO
2-Butanone	ND		ug/Kg	6,300	50	287581	04/15/22	04/15/22	RAO
cis-1,2-Dichloroethene	ND		ug/Kg	320	50	287581	04/15/22	04/15/22	RAO
2,2-Dichloropropane	ND		ug/Kg	320	50	287581	04/15/22	04/15/22	RAO
Chloroform	ND		ug/Kg	320	50	287581	04/15/22	04/15/22	RAO
Bromochloromethane	ND		ug/Kg	320	50	287581	04/15/22	04/15/22	RAO
1,1,1-Trichloroethane	ND		ug/Kg	320	50	287581	04/15/22	04/15/22	RAO
1,1-Dichloropropene	ND		ug/Kg	320	50	287581	04/15/22	04/15/22	RAO
Carbon Tetrachloride	ND		ug/Kg	320	50	287581	04/15/22	04/15/22	RAO
1,2-Dichloroethane	ND		ug/Kg	320	50	287581	04/15/22	04/15/22	RAO
Benzene	ND		ug/Kg	320	50	287581	04/15/22	04/15/22	RAO
Trichloroethene	ND		ug/Kg	320	50	287581	04/15/22	04/15/22	RAO
1,2-Dichloropropane	ND		ug/Kg	320	50	287581	04/15/22	04/15/22	RAO
Bromodichloromethane	ND		ug/Kg	320	50	287581	04/15/22	04/15/22	RAO
Dibromomethane	ND		ug/Kg	320	50	287581	04/15/22	04/15/22	RAO
4-Methyl-2-Pentanone	ND		ug/Kg	320	50	287581	04/15/22	04/15/22	RAO
cis-1,3-Dichloropropene	ND		ug/Kg	320	50	287581	04/15/22	04/15/22	RAO
Toluene	ND		ug/Kg	320	50	287581	04/15/22	04/15/22	RAO
trans-1,3-Dichloropropene	ND		ug/Kg	320	50	287581	04/15/22	04/15/22	RAO
1,1,2-Trichloroethane	ND		ug/Kg	320	50	287581	04/15/22	04/15/22	RAO
1,3-Dichloropropane	ND		ug/Kg	320	50	287581	04/15/22	04/15/22	RAO
Tetrachloroethene	ND		ug/Kg	320	50	287581	04/15/22	04/15/22	RAO
Dibromochloromethane	ND		ug/Kg	320	50	287581	04/15/22	04/15/22	RAO
1,2-Dibromoethane	ND		ug/Kg	320	50	287581	04/15/22	04/15/22	RAO
Chlorobenzene	ND		ug/Kg	320	50	287581	04/15/22	04/15/22	RAO
1,1,1,2-Tetrachloroethane	ND		ug/Kg	320	50	287581	04/15/22	04/15/22	RAO
Ethylbenzene	ND		ug/Kg	320	50	287581	04/15/22	04/15/22	RAO
m,p-Xylenes	**1,400**		ug/Kg	630	50	287581	04/15/22	04/15/22	RAO
o-Xylene	ND		ug/Kg	320	50	287581	04/15/22	04/15/22	RAO
Styrene	ND		ug/Kg	320	50	287581	04/15/22	04/15/22	RAO
Bromoform	ND		ug/Kg	320	50	287581	04/15/22	04/15/22	RAO
Isopropylbenzene	ND		ug/Kg	320	50	287581	04/15/22	04/15/22	RAO
1,1,2,2-Tetrachloroethane	ND		ug/Kg	320	50	287581	04/15/22	04/15/22	RAO
1,2,3-Trichloropropane	ND		ug/Kg	320	50	287581	04/15/22	04/15/22	RAO
Propylbenzene	ND		ug/Kg	320	50	287581	04/15/22	04/15/22	RAO
Bromobenzene	ND		ug/Kg	320	50	287581	04/15/22	04/15/22	RAO
1,3,5-Trimethylbenzene	ND		ug/Kg	320	50	287581	04/15/22	04/15/22	RAO
2-Chlorotoluene	ND		ug/Kg	320	50	287581	04/15/22	04/15/22	RAO
4-Chlorotoluene	ND		ug/Kg	320	50	287581	04/15/22	04/15/22	RAO
tert-Butylbenzene	ND		ug/Kg	320	50	287581	04/15/22	04/15/22	RAO
1,2,4-Trimethylbenzene	**420**		ug/Kg	320	50	287581	04/15/22	04/15/22	RAO
sec-Butylbenzene	ND		ug/Kg	320	50	287581	04/15/22	04/15/22	RAO
para-Isopropyl Toluene	ND		ug/Kg	320	50	287581	04/15/22	04/15/22	RAO

Results for any subcontracted analyses are not included in this section.

Analysis Results for 461330

461330-032 Analyte	Result	Qual	Units	RL	DF	Batch	Prepared	Analyzed	Chemist
1,3-Dichlorobenzene	ND		ug/Kg	320	50	287581	04/15/22	04/15/22	RAO
1,4-Dichlorobenzene	ND		ug/Kg	320	50	287581	04/15/22	04/15/22	RAO
n-Butylbenzene	ND		ug/Kg	320	50	287581	04/15/22	04/15/22	RAO
1,2-Dichlorobenzene	ND		ug/Kg	320	50	287581	04/15/22	04/15/22	RAO
1,2-Dibromo-3-Chloropropane	ND		ug/Kg	320	50	287581	04/15/22	04/15/22	RAO
1,2,4-Trichlorobenzene	ND		ug/Kg	320	50	287581	04/15/22	04/15/22	RAO
Hexachlorobutadiene	ND		ug/Kg	320	50	287581	04/15/22	04/15/22	RAO
Naphthalene	ND		ug/Kg	320	50	287581	04/15/22	04/15/22	RAO
1,2,3-Trichlorobenzene	ND		ug/Kg	320	50	287581	04/15/22	04/15/22	RAO
Surrogates				**Limits**					
Dibromofluoromethane	93%		%REC	70-145	50	287581	04/15/22	04/15/22	RAO
1,2-Dichloroethane-d4	99%		%REC	70-145	50	287581	04/15/22	04/15/22	RAO
Toluene-d8	100%		%REC	70-145	50	287581	04/15/22	04/15/22	RAO
Bromofluorobenzene	89%		%REC	70-145	50	287581	04/15/22	04/15/22	RAO
Method: EPA 8270C Prep Method: EPA 3546									
Carbazole	ND		ug/Kg	320	1	287577	04/15/22	04/19/22	TJW
1-Methylnaphthalene	ND		ug/Kg	320	1	287577	04/15/22	04/19/22	TJW
Pyridine	ND		ug/Kg	320	1	287577	04/15/22	04/19/22	TJW
N-Nitrosodimethylamine	ND		ug/Kg	320	1	287577	04/15/22	04/19/22	TJW
Phenol	ND		ug/Kg	320	1	287577	04/15/22	04/19/22	TJW
Aniline	ND		ug/Kg	320	1	287577	04/15/22	04/19/22	TJW
bis(2-Chloroethyl)ether	ND		ug/Kg	1,500	1	287577	04/15/22	04/19/22	TJW
2-Chlorophenol	ND		ug/Kg	320	1	287577	04/15/22	04/19/22	TJW
1,3-Dichlorobenzene	ND		ug/Kg	320	1	287577	04/15/22	04/19/22	TJW
1,4-Dichlorobenzene	ND		ug/Kg	320	1	287577	04/15/22	04/19/22	TJW
Benzyl alcohol	ND		ug/Kg	320	1	287577	04/15/22	04/19/22	TJW
1,2-Dichlorobenzene	ND		ug/Kg	320	1	287577	04/15/22	04/19/22	TJW
2-Methylphenol	ND		ug/Kg	320	1	287577	04/15/22	04/19/22	TJW
bis(2-Chloroisopropyl) ether	ND		ug/Kg	320	1	287577	04/15/22	04/19/22	TJW
3-,4-Methylphenol	ND		ug/Kg	510	1	287577	04/15/22	04/19/22	TJW
N-Nitroso-di-n-propylamine	ND		ug/Kg	320	1	287577	04/15/22	04/19/22	TJW
Hexachloroethane	ND		ug/Kg	320	1	287577	04/15/22	04/19/22	TJW
Nitrobenzene	ND		ug/Kg	1,500	1	287577	04/15/22	04/19/22	TJW
Isophorone	ND		ug/Kg	320	1	287577	04/15/22	04/19/22	TJW
2-Nitrophenol	ND		ug/Kg	320	1	287577	04/15/22	04/19/22	TJW
2,4-Dimethylphenol	ND		ug/Kg	320	1	287577	04/15/22	04/19/22	TJW
Benzoic acid	ND		ug/Kg	1,500	1	287577	04/15/22	04/19/22	TJW
bis(2-Chloroethoxy)methane	ND		ug/Kg	320	1	287577	04/15/22	04/19/22	TJW
2,4-Dichlorophenol	ND		ug/Kg	320	1	287577	04/15/22	04/19/22	TJW
1,2,4-Trichlorobenzene	ND		ug/Kg	320	1	287577	04/15/22	04/19/22	TJW
Naphthalene	ND		ug/Kg	320	1	287577	04/15/22	04/19/22	TJW
4-Chloroaniline	ND		ug/Kg	320	1	287577	04/15/22	04/19/22	TJW
Hexachlorobutadiene	ND		ug/Kg	320	1	287577	04/15/22	04/19/22	TJW
4-Chloro-3-methylphenol	ND		ug/Kg	320	1	287577	04/15/22	04/19/22	TJW
2-Methylnaphthalene	ND		ug/Kg	320	1	287577	04/15/22	04/19/22	TJW

Results for any subcontracted analyses are not included in this section.

ENTHALPY ANALYTICAL

Analysis Results for 461330

461330-032 Analyte	Result	Qual	Units	RL	DF	Batch	Prepared	Analyzed	Chemist
Hexachlorocyclopentadiene	ND		ug/Kg	1,500	1	287577	04/15/22	04/19/22	TJW
2,4,6-Trichlorophenol	ND		ug/Kg	320	1	287577	04/15/22	04/19/22	TJW
2,4,5-Trichlorophenol	ND		ug/Kg	320	1	287577	04/15/22	04/19/22	TJW
2-Chloronaphthalene	ND		ug/Kg	320	1	287577	04/15/22	04/19/22	TJW
2-Nitroaniline	ND		ug/Kg	320	1	287577	04/15/22	04/19/22	TJW
Dimethylphthalate	ND		ug/Kg	320	1	287577	04/15/22	04/19/22	TJW
Acenaphthylene	ND		ug/Kg	320	1	287577	04/15/22	04/19/22	TJW
2,6-Dinitrotoluene	ND		ug/Kg	320	1	287577	04/15/22	04/19/22	TJW
3-Nitroaniline	ND		ug/Kg	320	1	287577	04/15/22	04/19/22	TJW
Acenaphthene	ND		ug/Kg	320	1	287577	04/15/22	04/19/22	TJW
2,4-Dinitrophenol	ND		ug/Kg	1,500	1	287577	04/15/22	04/19/22	TJW
4-Nitrophenol	ND		ug/Kg	320	1	287577	04/15/22	04/19/22	TJW
Dibenzofuran	ND		ug/Kg	320	1	287577	04/15/22	04/19/22	TJW
2,4-Dinitrotoluene	ND		ug/Kg	320	1	287577	04/15/22	04/19/22	TJW
Diethylphthalate	ND		ug/Kg	320	1	287577	04/15/22	04/19/22	TJW
Fluorene	ND		ug/Kg	320	1	287577	04/15/22	04/19/22	TJW
4-Chlorophenyl-phenylether	ND		ug/Kg	320	1	287577	04/15/22	04/19/22	TJW
4-Nitroaniline	ND		ug/Kg	320	1	287577	04/15/22	04/19/22	TJW
4,6-Dinitro-2-methylphenol	ND		ug/Kg	320	1	287577	04/15/22	04/19/22	TJW
N-Nitrosodiphenylamine	ND		ug/Kg	320	1	287577	04/15/22	04/19/22	TJW
1,2-diphenylhydrazine (as azobenzene)	ND		ug/Kg	320	1	287577	04/15/22	04/19/22	TJW
4-Bromophenyl-phenylether	ND		ug/Kg	320	1	287577	04/15/22	04/19/22	TJW
Hexachlorobenzene	ND		ug/Kg	320	1	287577	04/15/22	04/19/22	TJW
Pentachlorophenol	ND		ug/Kg	1,500	1	287577	04/15/22	04/19/22	TJW
Phenanthrene	ND		ug/Kg	320	1	287577	04/15/22	04/19/22	TJW
Anthracene	ND		ug/Kg	320	1	287577	04/15/22	04/19/22	TJW
Di-n-butylphthalate	ND		ug/Kg	320	1	287577	04/15/22	04/19/22	TJW
Fluoranthene	ND		ug/Kg	320	1	287577	04/15/22	04/19/22	TJW
Benzidine	ND		ug/Kg	1,500	1	287577	04/15/22	04/19/22	TJW
Pyrene	ND		ug/Kg	320	1	287577	04/15/22	04/19/22	TJW
Butylbenzylphthalate	ND		ug/Kg	320	1	287577	04/15/22	04/19/22	TJW
3,3'-Dichlorobenzidine	ND		ug/Kg	1,500	1	287577	04/15/22	04/19/22	TJW
Benzo(a)anthracene	ND		ug/Kg	320	1	287577	04/15/22	04/19/22	TJW
Chrysene	ND		ug/Kg	320	1	287577	04/15/22	04/19/22	TJW
bis(2-Ethylhexyl)phthalate	ND		ug/Kg	320	1	287577	04/15/22	04/19/22	TJW
Di-n-octylphthalate	ND		ug/Kg	320	1	287577	04/15/22	04/19/22	TJW
Benzo(b)fluoranthene	ND		ug/Kg	320	1	287577	04/15/22	04/19/22	TJW
Benzo(k)fluoranthene	ND		ug/Kg	320	1	287577	04/15/22	04/19/22	TJW
Benzo(a)pyrene	ND		ug/Kg	320	1	287577	04/15/22	04/19/22	TJW
Indeno(1,2,3-cd)pyrene	ND		ug/Kg	320	1	287577	04/15/22	04/19/22	TJW
Dibenz(a,h)anthracene	ND		ug/Kg	320	1	287577	04/15/22	04/19/22	TJW
Benzo(g,h,i)perylene	ND		ug/Kg	320	1	287577	04/15/22	04/19/22	TJW
Surrogates				**Limits**					
2-Fluorophenol	71%		%REC	29-120	1	287577	04/15/22	04/19/22	TJW
Phenol-d6	74%		%REC	30-120	1	287577	04/15/22	04/19/22	TJW
2,4,6-Tribromophenol	77%		%REC	32-120	1	287577	04/15/22	04/19/22	TJW

Results for any subcontracted analyses are not included in this section.

ENTHALPY ANALYTICAL

Analysis Results for 461330

461330-032 Analyte	Result	Qual	Units	RL	DF	Batch	Prepared	Analyzed	Chemist
Nitrobenzene-d5	62%		%REC	33-120	1	287577	04/15/22	04/19/22	TJW
2-Fluorobiphenyl	62%		%REC	39-120	1	287577	04/15/22	04/19/22	TJW
Terphenyl-d14	72%		%REC	44-125	1	287577	04/15/22	04/19/22	TJW

Results for any subcontracted analyses are not included in this section.

ENTHALPY ANALYTICAL

Analysis Results for 461330

Sample ID: SSJ-11-0.25	Lab ID: 461330-033	Collected: 04/12/22 16:20
	Matrix: Soil	Basis: Dry

461330-033 Analyte	Result	Qual	Units	RL	DF	Batch	Prepared	Analyzed	Chemist
Method: ASTM D2216 Prep Method: METHOD									
Moisture, Percent	**8**		%	1	1	287756	04/19/22	04/19/22	DNA
Method: EPA 6010B Prep Method: EPA 3050B									
Antimony	ND		mg/Kg	3.2	0.99	287694	04/18/22	04/18/22	SBW
Arsenic	**4.5**		mg/Kg	1.1	0.99	287694	04/18/22	04/18/22	SBW
Barium	**450**		mg/Kg	1.1	0.99	287694	04/18/22	04/18/22	SBW
Beryllium	ND		mg/Kg	0.54	0.99	287694	04/18/22	04/18/22	SBW
Cadmium	ND		mg/Kg	0.54	0.99	287694	04/18/22	04/18/22	SBW
Chromium	**27**		mg/Kg	1.1	0.99	287694	04/18/22	04/18/22	SBW
Cobalt	**6.5**		mg/Kg	0.54	0.99	287694	04/18/22	04/18/22	SBW
Copper	**23**		mg/Kg	1.1	0.99	287694	04/18/22	04/18/22	SBW
Lead	**5.0**		mg/Kg	1.1	0.99	287694	04/18/22	04/18/22	SBW
Molybdenum	**1.2**		mg/Kg	1.1	0.99	287694	04/18/22	04/18/22	SBW
Nickel	**34**		mg/Kg	1.1	0.99	287694	04/18/22	04/18/22	SBW
Selenium	ND		mg/Kg	3.2	0.99	287694	04/18/22	04/18/22	SBW
Silver	ND		mg/Kg	0.54	0.99	287694	04/18/22	04/18/22	SBW
Thallium	ND		mg/Kg	3.2	0.99	287694	04/18/22	04/18/22	SBW
Vanadium	**27**		mg/Kg	1.1	0.99	287694	04/18/22	04/18/22	SBW
Zinc	**30**		mg/Kg	5.4	0.99	287694	04/18/22	04/18/22	SBW
Method: EPA 7471A Prep Method: METHOD									
Mercury	ND		mg/Kg	0.15	1	287601	04/15/22	04/15/22	SBW
Method: EPA 8015M Prep Method: EPA 3580									
DRO C10-C28	**22**		mg/Kg	11	1	287559	04/14/22	04/15/22	MES
ORO C28-C44	ND		mg/Kg	22	1	287559	04/14/22	04/15/22	MES
Surrogates				**Limits**					
n-Triacontane	103%		%REC	70-130	1	287559	04/14/22	04/15/22	MES
Method: EPA 8260B Prep Method: EPA 5030B									
TPH Gasoline	ND		ug/Kg	110	1	287475	04/14/22	04/14/22	RAO
Freon 12	ND		ug/Kg	5.4	1	287475	04/14/22	04/14/22	RAO
Chloromethane	ND		ug/Kg	5.4	1	287475	04/14/22	04/14/22	RAO
Vinyl Chloride	ND		ug/Kg	5.4	1	287475	04/14/22	04/14/22	RAO
Bromomethane	ND		ug/Kg	5.4	1	287475	04/14/22	04/14/22	RAO
Chloroethane	ND		ug/Kg	5.4	1	287475	04/14/22	04/14/22	RAO
Trichlorofluoromethane	ND		ug/Kg	5.4	1	287475	04/14/22	04/14/22	RAO
Acetone	ND		ug/Kg	110	1	287475	04/14/22	04/14/22	RAO
Freon 113	ND		ug/Kg	5.4	1	287475	04/14/22	04/14/22	RAO
1,1-Dichloroethene	ND		ug/Kg	5.4	1	287475	04/14/22	04/14/22	RAO

Results for any subcontracted analyses are not included in this section.

ENTHALPY ANALYTICAL

Analysis Results for 461330

461330-033 Analyte	Result	Qual	Units	RL	DF	Batch	Prepared	Analyzed	Chemist
Methylene Chloride	ND		ug/Kg	5.4	1	287475	04/14/22	04/14/22	RAO
MTBE	ND		ug/Kg	5.4	1	287475	04/14/22	04/14/22	RAO
trans-1,2-Dichloroethene	ND		ug/Kg	5.4	1	287475	04/14/22	04/14/22	RAO
1,1-Dichloroethane	ND		ug/Kg	5.4	1	287475	04/14/22	04/14/22	RAO
2-Butanone	ND		ug/Kg	110	1	287475	04/14/22	04/14/22	RAO
cis-1,2-Dichloroethene	ND		ug/Kg	5.4	1	287475	04/14/22	04/14/22	RAO
2,2-Dichloropropane	ND		ug/Kg	5.4	1	287475	04/14/22	04/14/22	RAO
Chloroform	ND		ug/Kg	5.4	1	287475	04/14/22	04/14/22	RAO
Bromochloromethane	ND		ug/Kg	5.4	1	287475	04/14/22	04/14/22	RAO
1,1,1-Trichloroethane	ND		ug/Kg	5.4	1	287475	04/14/22	04/14/22	RAO
1,1-Dichloropropene	ND		ug/Kg	5.4	1	287475	04/14/22	04/14/22	RAO
Carbon Tetrachloride	ND		ug/Kg	5.4	1	287475	04/14/22	04/14/22	RAO
1,2-Dichloroethane	ND		ug/Kg	5.4	1	287475	04/14/22	04/14/22	RAO
Benzene	ND		ug/Kg	5.4	1	287475	04/14/22	04/14/22	RAO
Trichloroethene	ND		ug/Kg	5.4	1	287475	04/14/22	04/14/22	RAO
1,2-Dichloropropane	ND		ug/Kg	5.4	1	287475	04/14/22	04/14/22	RAO
Bromodichloromethane	ND		ug/Kg	5.4	1	287475	04/14/22	04/14/22	RAO
Dibromomethane	ND		ug/Kg	5.4	1	287475	04/14/22	04/14/22	RAO
4-Methyl-2-Pentanone	ND		ug/Kg	5.4	1	287475	04/14/22	04/14/22	RAO
cis-1,3-Dichloropropene	ND		ug/Kg	5.4	1	287475	04/14/22	04/14/22	RAO
Toluene	ND		ug/Kg	5.4	1	287475	04/14/22	04/14/22	RAO
trans-1,3-Dichloropropene	ND		ug/Kg	5.4	1	287475	04/14/22	04/14/22	RAO
1,1,2-Trichloroethane	ND		ug/Kg	5.4	1	287475	04/14/22	04/14/22	RAO
1,3-Dichloropropane	ND		ug/Kg	5.4	1	287475	04/14/22	04/14/22	RAO
Tetrachloroethene	ND		ug/Kg	5.4	1	287475	04/14/22	04/14/22	RAO
Dibromochloromethane	ND		ug/Kg	5.4	1	287475	04/14/22	04/14/22	RAO
1,2-Dibromoethane	ND		ug/Kg	5.4	1	287475	04/14/22	04/14/22	RAO
Chlorobenzene	ND		ug/Kg	5.4	1	287475	04/14/22	04/14/22	RAO
1,1,1,2-Tetrachloroethane	ND		ug/Kg	5.4	1	287475	04/14/22	04/14/22	RAO
Ethylbenzene	ND		ug/Kg	5.4	1	287475	04/14/22	04/14/22	RAO
m,p-Xylenes	ND		ug/Kg	11	1	287475	04/14/22	04/14/22	RAO
o-Xylene	ND		ug/Kg	5.4	1	287475	04/14/22	04/14/22	RAO
Styrene	ND		ug/Kg	5.4	1	287475	04/14/22	04/14/22	RAO
Bromoform	ND		ug/Kg	5.4	1	287475	04/14/22	04/14/22	RAO
Isopropylbenzene	ND		ug/Kg	5.4	1	287475	04/14/22	04/14/22	RAO
1,1,2,2-Tetrachloroethane	ND		ug/Kg	5.4	1	287475	04/14/22	04/14/22	RAO
1,2,3-Trichloropropane	ND		ug/Kg	5.4	1	287475	04/14/22	04/14/22	RAO
Propylbenzene	ND		ug/Kg	5.4	1	287475	04/14/22	04/14/22	RAO
Bromobenzene	ND		ug/Kg	5.4	1	287475	04/14/22	04/14/22	RAO
1,3,5-Trimethylbenzene	ND		ug/Kg	5.4	1	287475	04/14/22	04/14/22	RAO
2-Chlorotoluene	ND		ug/Kg	5.4	1	287475	04/14/22	04/14/22	RAO
4-Chlorotoluene	ND		ug/Kg	5.4	1	287475	04/14/22	04/14/22	RAO
tert-Butylbenzene	ND		ug/Kg	5.4	1	287475	04/14/22	04/14/22	RAO
1,2,4-Trimethylbenzene	ND		ug/Kg	5.4	1	287475	04/14/22	04/14/22	RAO
sec-Butylbenzene	ND		ug/Kg	5.4	1	287475	04/14/22	04/14/22	RAO
para-Isopropyl Toluene	ND		ug/Kg	5.4	1	287475	04/14/22	04/14/22	RAO

Results for any subcontracted analyses are not included in this section.

Analysis Results for 461330

461330-033 Analyte	Result	Qual	Units	RL	DF	Batch	Prepared	Analyzed	Chemist
1,3-Dichlorobenzene	ND		ug/Kg	5.4	1	287475	04/14/22	04/14/22	RAO
1,4-Dichlorobenzene	ND		ug/Kg	5.4	1	287475	04/14/22	04/14/22	RAO
n-Butylbenzene	ND		ug/Kg	5.4	1	287475	04/14/22	04/14/22	RAO
1,2-Dichlorobenzene	ND		ug/Kg	5.4	1	287475	04/14/22	04/14/22	RAO
1,2-Dibromo-3-Chloropropane	ND		ug/Kg	5.4	1	287475	04/14/22	04/14/22	RAO
1,2,4-Trichlorobenzene	ND		ug/Kg	5.4	1	287475	04/14/22	04/14/22	RAO
Hexachlorobutadiene	ND		ug/Kg	5.4	1	287475	04/14/22	04/14/22	RAO
Naphthalene	ND		ug/Kg	5.4	1	287475	04/14/22	04/14/22	RAO
1,2,3-Trichlorobenzene	ND		ug/Kg	5.4	1	287475	04/14/22	04/14/22	RAO
Surrogates				**Limits**					
Dibromofluoromethane	102%		%REC	70-145	1	287475	04/14/22	04/14/22	RAO
1,2-Dichloroethane-d4	112%		%REC	70-145	1	287475	04/14/22	04/14/22	RAO
Toluene-d8	99%		%REC	70-145	1	287475	04/14/22	04/14/22	RAO
Bromofluorobenzene	94%		%REC	70-145	1	287475	04/14/22	04/14/22	RAO
Method: EPA 8270C Prep Method: EPA 3546									
Carbazole	ND		ug/Kg	270	1	287577	04/15/22	04/19/22	TJW
1-Methylnaphthalene	ND		ug/Kg	270	1	287577	04/15/22	04/19/22	TJW
Pyridine	ND		ug/Kg	270	1	287577	04/15/22	04/19/22	TJW
N-Nitrosodimethylamine	ND		ug/Kg	270	1	287577	04/15/22	04/19/22	TJW
Phenol	ND		ug/Kg	270	1	287577	04/15/22	04/19/22	TJW
Aniline	ND		ug/Kg	270	1	287577	04/15/22	04/19/22	TJW
bis(2-Chloroethyl)ether	ND		ug/Kg	1,300	1	287577	04/15/22	04/19/22	TJW
2-Chlorophenol	ND		ug/Kg	270	1	287577	04/15/22	04/19/22	TJW
1,3-Dichlorobenzene	ND		ug/Kg	270	1	287577	04/15/22	04/19/22	TJW
1,4-Dichlorobenzene	ND		ug/Kg	270	1	287577	04/15/22	04/19/22	TJW
Benzyl alcohol	ND		ug/Kg	270	1	287577	04/15/22	04/19/22	TJW
1,2-Dichlorobenzene	ND		ug/Kg	270	1	287577	04/15/22	04/19/22	TJW
2-Methylphenol	ND		ug/Kg	270	1	287577	04/15/22	04/19/22	TJW
bis(2-Chloroisopropyl) ether	ND		ug/Kg	270	1	287577	04/15/22	04/19/22	TJW
3-,4-Methylphenol	ND		ug/Kg	430	1	287577	04/15/22	04/19/22	TJW
N-Nitroso-di-n-propylamine	ND		ug/Kg	270	1	287577	04/15/22	04/19/22	TJW
Hexachloroethane	ND		ug/Kg	270	1	287577	04/15/22	04/19/22	TJW
Nitrobenzene	ND		ug/Kg	1,300	1	287577	04/15/22	04/19/22	TJW
Isophorone	ND		ug/Kg	270	1	287577	04/15/22	04/19/22	TJW
2-Nitrophenol	ND		ug/Kg	270	1	287577	04/15/22	04/19/22	TJW
2,4-Dimethylphenol	ND		ug/Kg	270	1	287577	04/15/22	04/19/22	TJW
Benzoic acid	ND		ug/Kg	1,300	1	287577	04/15/22	04/19/22	TJW
bis(2-Chloroethoxy)methane	ND		ug/Kg	270	1	287577	04/15/22	04/19/22	TJW
2,4-Dichlorophenol	ND		ug/Kg	270	1	287577	04/15/22	04/19/22	TJW
1,2,4-Trichlorobenzene	ND		ug/Kg	270	1	287577	04/15/22	04/19/22	TJW
Naphthalene	ND		ug/Kg	270	1	287577	04/15/22	04/19/22	TJW
4-Chloroaniline	ND		ug/Kg	270	1	287577	04/15/22	04/19/22	TJW
Hexachlorobutadiene	ND		ug/Kg	270	1	287577	04/15/22	04/19/22	TJW
4-Chloro-3-methylphenol	ND		ug/Kg	270	1	287577	04/15/22	04/19/22	TJW
2-Methylnaphthalene	ND		ug/Kg	270	1	287577	04/15/22	04/19/22	TJW

Results for any subcontracted analyses are not included in this section.

ENTHALPY ANALYTICAL

Analysis Results for 461330

461330-033 Analyte	Result	Qual	Units	RL	DF	Batch	Prepared	Analyzed	Chemist
Hexachlorocyclopentadiene	ND		ug/Kg	1,300	1	287577	04/15/22	04/19/22	TJW
2,4,6-Trichlorophenol	ND		ug/Kg	270	1	287577	04/15/22	04/19/22	TJW
2,4,5-Trichlorophenol	ND		ug/Kg	270	1	287577	04/15/22	04/19/22	TJW
2-Chloronaphthalene	ND		ug/Kg	270	1	287577	04/15/22	04/19/22	TJW
2-Nitroaniline	ND		ug/Kg	270	1	287577	04/15/22	04/19/22	TJW
Dimethylphthalate	ND		ug/Kg	270	1	287577	04/15/22	04/19/22	TJW
Acenaphthylene	ND		ug/Kg	270	1	287577	04/15/22	04/19/22	TJW
2,6-Dinitrotoluene	ND		ug/Kg	270	1	287577	04/15/22	04/19/22	TJW
3-Nitroaniline	ND		ug/Kg	270	1	287577	04/15/22	04/19/22	TJW
Acenaphthene	ND		ug/Kg	270	1	287577	04/15/22	04/19/22	TJW
2,4-Dinitrophenol	ND		ug/Kg	1,300	1	287577	04/15/22	04/19/22	TJW
4-Nitrophenol	ND		ug/Kg	270	1	287577	04/15/22	04/19/22	TJW
Dibenzofuran	ND		ug/Kg	270	1	287577	04/15/22	04/19/22	TJW
2,4-Dinitrotoluene	ND		ug/Kg	270	1	287577	04/15/22	04/19/22	TJW
Diethylphthalate	ND		ug/Kg	270	1	287577	04/15/22	04/19/22	TJW
Fluorene	ND		ug/Kg	270	1	287577	04/15/22	04/19/22	TJW
4-Chlorophenyl-phenylether	ND		ug/Kg	270	1	287577	04/15/22	04/19/22	TJW
4-Nitroaniline	ND		ug/Kg	270	1	287577	04/15/22	04/19/22	TJW
4,6-Dinitro-2-methylphenol	ND		ug/Kg	270	1	287577	04/15/22	04/19/22	TJW
N-Nitrosodiphenylamine	ND		ug/Kg	270	1	287577	04/15/22	04/19/22	TJW
1,2-diphenylhydrazine (as azobenzene)	ND		ug/Kg	270	1	287577	04/15/22	04/19/22	TJW
4-Bromophenyl-phenylether	ND		ug/Kg	270	1	287577	04/15/22	04/19/22	TJW
Hexachlorobenzene	ND		ug/Kg	270	1	287577	04/15/22	04/19/22	TJW
Pentachlorophenol	ND		ug/Kg	1,300	1	287577	04/15/22	04/19/22	TJW
Phenanthrene	ND		ug/Kg	270	1	287577	04/15/22	04/19/22	TJW
Anthracene	ND		ug/Kg	270	1	287577	04/15/22	04/19/22	TJW
Di-n-butylphthalate	ND		ug/Kg	270	1	287577	04/15/22	04/19/22	TJW
Fluoranthene	ND		ug/Kg	270	1	287577	04/15/22	04/19/22	TJW
Benzidine	ND		ug/Kg	1,300	1	287577	04/15/22	04/19/22	TJW
Pyrene	ND		ug/Kg	270	1	287577	04/15/22	04/19/22	TJW
Butylbenzylphthalate	ND		ug/Kg	270	1	287577	04/15/22	04/19/22	TJW
3,3'-Dichlorobenzidine	ND		ug/Kg	1,300	1	287577	04/15/22	04/19/22	TJW
Benzo(a)anthracene	ND		ug/Kg	270	1	287577	04/15/22	04/19/22	TJW
Chrysene	ND		ug/Kg	270	1	287577	04/15/22	04/19/22	TJW
bis(2-Ethylhexyl)phthalate	ND		ug/Kg	270	1	287577	04/15/22	04/19/22	TJW
Di-n-octylphthalate	ND		ug/Kg	270	1	287577	04/15/22	04/19/22	TJW
Benzo(b)fluoranthene	ND		ug/Kg	270	1	287577	04/15/22	04/19/22	TJW
Benzo(k)fluoranthene	ND		ug/Kg	270	1	287577	04/15/22	04/19/22	TJW
Benzo(a)pyrene	ND		ug/Kg	270	1	287577	04/15/22	04/19/22	TJW
Indeno(1,2,3-cd)pyrene	ND		ug/Kg	270	1	287577	04/15/22	04/19/22	TJW
Dibenz(a,h)anthracene	ND		ug/Kg	270	1	287577	04/15/22	04/19/22	TJW
Benzo(g,h,i)perylene	ND		ug/Kg	270	1	287577	04/15/22	04/19/22	TJW
Surrogates				**Limits**					
2-Fluorophenol	76%		%REC	29-120	1	287577	04/15/22	04/19/22	TJW
Phenol-d6	77%		%REC	30-120	1	287577	04/15/22	04/19/22	TJW
2,4,6-Tribromophenol	78%		%REC	32-120	1	287577	04/15/22	04/19/22	TJW

Results for any subcontracted analyses are not included in this section.

ENTHALPY ANALYTICAL

Analysis Results for 461330

461330-033 Analyte	Result	Qual	Units	RL	DF	Batch	Prepared	Analyzed	Chemist
Nitrobenzene-d5	63%		%REC	33-120	1	287577	04/15/22	04/19/22	TJW
2-Fluorobiphenyl	66%		%REC	39-120	1	287577	04/15/22	04/19/22	TJW
Terphenyl-d14	77%		%REC	44-125	1	287577	04/15/22	04/19/22	TJW

Results for any subcontracted analyses are not included in this section.

ENTHALPY ANALYTICAL

Analysis Results for 461330

Sample ID: SSJ-11-2.5	Lab ID: 461330-034	Collected: 04/12/22 16:25
	Matrix: Soil	Basis: Dry

461330-034 Analyte	Result	Qual	Units	RL	DF	Batch	Prepared	Analyzed	Chemist
Method: ASTM D2216 Prep Method: METHOD									
Moisture, Percent	**13**		%	1	1	287756	04/19/22	04/19/22	DNA
Method: EPA 6010B Prep Method: EPA 3050B									
Antimony	ND		mg/Kg	3.1	0.9	287694	04/18/22	04/18/22	SBW
Arsenic	**6.1**		mg/Kg	1.0	0.9	287694	04/18/22	04/18/22	SBW
Barium	**190**		mg/Kg	1.0	0.9	287694	04/18/22	04/18/22	SBW
Beryllium	ND		mg/Kg	0.52	0.9	287694	04/18/22	04/18/22	SBW
Cadmium	ND		mg/Kg	0.52	0.9	287694	04/18/22	04/18/22	SBW
Chromium	**25**		mg/Kg	1.0	0.9	287694	04/18/22	04/18/22	SBW
Cobalt	**7.3**		mg/Kg	0.52	0.9	287694	04/18/22	04/18/22	SBW
Copper	**29**		mg/Kg	1.0	0.9	287694	04/18/22	04/18/22	SBW
Lead	**5.2**		mg/Kg	1.0	0.9	287694	04/18/22	04/18/22	SBW
Molybdenum	**1.8**		mg/Kg	1.0	0.9	287694	04/18/22	04/18/22	SBW
Nickel	**16**		mg/Kg	1.0	0.9	287694	04/18/22	04/18/22	SBW
Selenium	ND		mg/Kg	3.1	0.9	287694	04/18/22	04/18/22	SBW
Silver	ND		mg/Kg	0.52	0.9	287694	04/18/22	04/18/22	SBW
Thallium	ND		mg/Kg	3.1	0.9	287694	04/18/22	04/18/22	SBW
Vanadium	**24**		mg/Kg	1.0	0.9	287694	04/18/22	04/18/22	SBW
Zinc	**19**		mg/Kg	5.2	0.9	287694	04/18/22	04/18/22	SBW
Method: EPA 7471A Prep Method: METHOD									
Mercury	ND		mg/Kg	0.18	1.1	287672	04/15/22	04/18/22	SBW
Method: EPA 8015M Prep Method: EPA 3580									
DRO C10-C28	**74**		mg/Kg	11	1	287559	04/14/22	04/15/22	MES
ORO C28-C44	ND		mg/Kg	23	1	287559	04/14/22	04/15/22	MES
Surrogates				**Limits**					
n-Triacontane	101%		%REC	70-130	1	287559	04/14/22	04/15/22	MES
Method: EPA 8260B Prep Method: EPA 5030B									
TPH Gasoline	ND		ug/Kg	110	1	287475	04/14/22	04/14/22	RAO
Freon 12	ND		ug/Kg	5.7	1	287475	04/14/22	04/14/22	RAO
Chloromethane	ND		ug/Kg	5.7	1	287475	04/14/22	04/14/22	RAO
Vinyl Chloride	ND		ug/Kg	5.7	1	287475	04/14/22	04/14/22	RAO
Bromomethane	ND		ug/Kg	5.7	1	287475	04/14/22	04/14/22	RAO
Chloroethane	ND		ug/Kg	5.7	1	287475	04/14/22	04/14/22	RAO
Trichlorofluoromethane	ND		ug/Kg	5.7	1	287475	04/14/22	04/14/22	RAO
Acetone	ND		ug/Kg	110	1	287475	04/14/22	04/14/22	RAO
Freon 113	ND		ug/Kg	5.7	1	287475	04/14/22	04/14/22	RAO
1,1-Dichloroethene	ND		ug/Kg	5.7	1	287475	04/14/22	04/14/22	RAO

Results for any subcontracted analyses are not included in this section.

ENTHALPY ANALYTICAL

Analysis Results for 461330

461330-034 Analyte	Result	Qual	Units	RL	DF	Batch	Prepared	Analyzed	Chemist
Methylene Chloride	ND		ug/Kg	5.7	1	287475	04/14/22	04/14/22	RAO
MTBE	ND		ug/Kg	5.7	1	287475	04/14/22	04/14/22	RAO
trans-1,2-Dichloroethene	ND		ug/Kg	5.7	1	287475	04/14/22	04/14/22	RAO
1,1-Dichloroethane	ND		ug/Kg	5.7	1	287475	04/14/22	04/14/22	RAO
2-Butanone	ND		ug/Kg	110	1	287475	04/14/22	04/14/22	RAO
cis-1,2-Dichloroethene	ND		ug/Kg	5.7	1	287475	04/14/22	04/14/22	RAO
2,2-Dichloropropane	ND		ug/Kg	5.7	1	287475	04/14/22	04/14/22	RAO
Chloroform	ND		ug/Kg	5.7	1	287475	04/14/22	04/14/22	RAO
Bromochloromethane	ND		ug/Kg	5.7	1	287475	04/14/22	04/14/22	RAO
1,1,1-Trichloroethane	ND		ug/Kg	5.7	1	287475	04/14/22	04/14/22	RAO
1,1-Dichloropropene	ND		ug/Kg	5.7	1	287475	04/14/22	04/14/22	RAO
Carbon Tetrachloride	ND		ug/Kg	5.7	1	287475	04/14/22	04/14/22	RAO
1,2-Dichloroethane	ND		ug/Kg	5.7	1	287475	04/14/22	04/14/22	RAO
Benzene	ND		ug/Kg	5.7	1	287475	04/14/22	04/14/22	RAO
Trichloroethene	ND		ug/Kg	5.7	1	287475	04/14/22	04/14/22	RAO
1,2-Dichloropropane	ND		ug/Kg	5.7	1	287475	04/14/22	04/14/22	RAO
Bromodichloromethane	ND		ug/Kg	5.7	1	287475	04/14/22	04/14/22	RAO
Dibromomethane	ND		ug/Kg	5.7	1	287475	04/14/22	04/14/22	RAO
4-Methyl-2-Pentanone	ND		ug/Kg	5.7	1	287475	04/14/22	04/14/22	RAO
cis-1,3-Dichloropropene	ND		ug/Kg	5.7	1	287475	04/14/22	04/14/22	RAO
Toluene	ND		ug/Kg	5.7	1	287475	04/14/22	04/14/22	RAO
trans-1,3-Dichloropropene	ND		ug/Kg	5.7	1	287475	04/14/22	04/14/22	RAO
1,1,2-Trichloroethane	ND		ug/Kg	5.7	1	287475	04/14/22	04/14/22	RAO
1,3-Dichloropropane	ND		ug/Kg	5.7	1	287475	04/14/22	04/14/22	RAO
Tetrachloroethene	ND		ug/Kg	5.7	1	287475	04/14/22	04/14/22	RAO
Dibromochloromethane	ND		ug/Kg	5.7	1	287475	04/14/22	04/14/22	RAO
1,2-Dibromoethane	ND		ug/Kg	5.7	1	287475	04/14/22	04/14/22	RAO
Chlorobenzene	ND		ug/Kg	5.7	1	287475	04/14/22	04/14/22	RAO
1,1,1,2-Tetrachloroethane	ND		ug/Kg	5.7	1	287475	04/14/22	04/14/22	RAO
Ethylbenzene	ND		ug/Kg	5.7	1	287475	04/14/22	04/14/22	RAO
m,p-Xylenes	ND		ug/Kg	11	1	287475	04/14/22	04/14/22	RAO
o-Xylene	ND		ug/Kg	5.7	1	287475	04/14/22	04/14/22	RAO
Styrene	ND		ug/Kg	5.7	1	287475	04/14/22	04/14/22	RAO
Bromoform	ND		ug/Kg	5.7	1	287475	04/14/22	04/14/22	RAO
Isopropylbenzene	ND		ug/Kg	5.7	1	287475	04/14/22	04/14/22	RAO
1,1,2,2-Tetrachloroethane	ND		ug/Kg	5.7	1	287475	04/14/22	04/14/22	RAO
1,2,3-Trichloropropane	ND		ug/Kg	5.7	1	287475	04/14/22	04/14/22	RAO
Propylbenzene	ND		ug/Kg	5.7	1	287475	04/14/22	04/14/22	RAO
Bromobenzene	ND		ug/Kg	5.7	1	287475	04/14/22	04/14/22	RAO
1,3,5-Trimethylbenzene	ND		ug/Kg	5.7	1	287475	04/14/22	04/14/22	RAO
2-Chlorotoluene	ND		ug/Kg	5.7	1	287475	04/14/22	04/14/22	RAO
4-Chlorotoluene	ND		ug/Kg	5.7	1	287475	04/14/22	04/14/22	RAO
tert-Butylbenzene	ND		ug/Kg	5.7	1	287475	04/14/22	04/14/22	RAO
1,2,4-Trimethylbenzene	ND		ug/Kg	5.7	1	287475	04/14/22	04/14/22	RAO
sec-Butylbenzene	ND		ug/Kg	5.7	1	287475	04/14/22	04/14/22	RAO
para-Isopropyl Toluene	ND		ug/Kg	5.7	1	287475	04/14/22	04/14/22	RAO

Results for any subcontracted analyses are not included in this section.

ENTHALPY ANALYTICAL

Analysis Results for 461330

461330-034 Analyte	Result	Qual	Units	RL	DF	Batch	Prepared	Analyzed	Chemist
1,3-Dichlorobenzene	ND		ug/Kg	5.7	1	287475	04/14/22	04/14/22	RAO
1,4-Dichlorobenzene	ND		ug/Kg	5.7	1	287475	04/14/22	04/14/22	RAO
n-Butylbenzene	ND		ug/Kg	5.7	1	287475	04/14/22	04/14/22	RAO
1,2-Dichlorobenzene	ND		ug/Kg	5.7	1	287475	04/14/22	04/14/22	RAO
1,2-Dibromo-3-Chloropropane	ND		ug/Kg	5.7	1	287475	04/14/22	04/14/22	RAO
1,2,4-Trichlorobenzene	ND		ug/Kg	5.7	1	287475	04/14/22	04/14/22	RAO
Hexachlorobutadiene	ND		ug/Kg	5.7	1	287475	04/14/22	04/14/22	RAO
Naphthalene	ND		ug/Kg	5.7	1	287475	04/14/22	04/14/22	RAO
1,2,3-Trichlorobenzene	ND		ug/Kg	5.7	1	287475	04/14/22	04/14/22	RAO
Surrogates				**Limits**					
Dibromofluoromethane	102%		%REC	70-145	1	287475	04/14/22	04/14/22	RAO
1,2-Dichloroethane-d4	113%		%REC	70-145	1	287475	04/14/22	04/14/22	RAO
Toluene-d8	97%		%REC	70-145	1	287475	04/14/22	04/14/22	RAO
Bromofluorobenzene	92%		%REC	70-145	1	287475	04/14/22	04/14/22	RAO
Method: EPA 8270C Prep Method: EPA 3546									
Carbazole	ND		ug/Kg	290	1	287577	04/15/22	04/19/22	TJW
1-Methylnaphthalene	ND		ug/Kg	290	1	287577	04/15/22	04/19/22	TJW
Pyridine	ND		ug/Kg	290	1	287577	04/15/22	04/19/22	TJW
N-Nitrosodimethylamine	ND		ug/Kg	290	1	287577	04/15/22	04/19/22	TJW
Phenol	ND		ug/Kg	290	1	287577	04/15/22	04/19/22	TJW
Aniline	ND		ug/Kg	290	1	287577	04/15/22	04/19/22	TJW
bis(2-Chloroethyl)ether	ND		ug/Kg	1,400	1	287577	04/15/22	04/19/22	TJW
2-Chlorophenol	ND		ug/Kg	290	1	287577	04/15/22	04/19/22	TJW
1,3-Dichlorobenzene	ND		ug/Kg	290	1	287577	04/15/22	04/19/22	TJW
1,4-Dichlorobenzene	ND		ug/Kg	290	1	287577	04/15/22	04/19/22	TJW
Benzyl alcohol	ND		ug/Kg	290	1	287577	04/15/22	04/19/22	TJW
1,2-Dichlorobenzene	ND		ug/Kg	290	1	287577	04/15/22	04/19/22	TJW
2-Methylphenol	ND		ug/Kg	290	1	287577	04/15/22	04/19/22	TJW
bis(2-Chloroisopropyl) ether	ND		ug/Kg	290	1	287577	04/15/22	04/19/22	TJW
3-,4-Methylphenol	ND		ug/Kg	460	1	287577	04/15/22	04/19/22	TJW
N-Nitroso-di-n-propylamine	ND		ug/Kg	290	1	287577	04/15/22	04/19/22	TJW
Hexachloroethane	ND		ug/Kg	290	1	287577	04/15/22	04/19/22	TJW
Nitrobenzene	ND		ug/Kg	1,400	1	287577	04/15/22	04/19/22	TJW
Isophorone	ND		ug/Kg	290	1	287577	04/15/22	04/19/22	TJW
2-Nitrophenol	ND		ug/Kg	290	1	287577	04/15/22	04/19/22	TJW
2,4-Dimethylphenol	ND		ug/Kg	290	1	287577	04/15/22	04/19/22	TJW
Benzoic acid	ND		ug/Kg	1,400	1	287577	04/15/22	04/19/22	TJW
bis(2-Chloroethoxy)methane	ND		ug/Kg	290	1	287577	04/15/22	04/19/22	TJW
2,4-Dichlorophenol	ND		ug/Kg	290	1	287577	04/15/22	04/19/22	TJW
1,2,4-Trichlorobenzene	ND		ug/Kg	290	1	287577	04/15/22	04/19/22	TJW
Naphthalene	ND		ug/Kg	290	1	287577	04/15/22	04/19/22	TJW
4-Chloroaniline	ND		ug/Kg	290	1	287577	04/15/22	04/19/22	TJW
Hexachlorobutadiene	ND		ug/Kg	290	1	287577	04/15/22	04/19/22	TJW
4-Chloro-3-methylphenol	ND		ug/Kg	290	1	287577	04/15/22	04/19/22	TJW
2-Methylnaphthalene	ND		ug/Kg	290	1	287577	04/15/22	04/19/22	TJW

Results for any subcontracted analyses are not included in this section.

ENTHALPY ANALYTICAL

Analysis Results for 461330

461330-034 Analyte	Result	Qual	Units	RL	DF	Batch	Prepared	Analyzed	Chemist
Hexachlorocyclopentadiene	ND		ug/Kg	1,400	1	287577	04/15/22	04/19/22	TJW
2,4,6-Trichlorophenol	ND		ug/Kg	290	1	287577	04/15/22	04/19/22	TJW
2,4,5-Trichlorophenol	ND		ug/Kg	290	1	287577	04/15/22	04/19/22	TJW
2-Chloronaphthalene	ND		ug/Kg	290	1	287577	04/15/22	04/19/22	TJW
2-Nitroaniline	ND		ug/Kg	290	1	287577	04/15/22	04/19/22	TJW
Dimethylphthalate	ND		ug/Kg	290	1	287577	04/15/22	04/19/22	TJW
Acenaphthylene	ND		ug/Kg	290	1	287577	04/15/22	04/19/22	TJW
2,6-Dinitrotoluene	ND		ug/Kg	290	1	287577	04/15/22	04/19/22	TJW
3-Nitroaniline	ND		ug/Kg	290	1	287577	04/15/22	04/19/22	TJW
Acenaphthene	ND		ug/Kg	290	1	287577	04/15/22	04/19/22	TJW
2,4-Dinitrophenol	ND		ug/Kg	1,400	1	287577	04/15/22	04/19/22	TJW
4-Nitrophenol	ND		ug/Kg	290	1	287577	04/15/22	04/19/22	TJW
Dibenzofuran	ND		ug/Kg	290	1	287577	04/15/22	04/19/22	TJW
2,4-Dinitrotoluene	ND		ug/Kg	290	1	287577	04/15/22	04/19/22	TJW
Diethylphthalate	ND		ug/Kg	290	1	287577	04/15/22	04/19/22	TJW
Fluorene	ND		ug/Kg	290	1	287577	04/15/22	04/19/22	TJW
4-Chlorophenyl-phenylether	ND		ug/Kg	290	1	287577	04/15/22	04/19/22	TJW
4-Nitroaniline	ND		ug/Kg	290	1	287577	04/15/22	04/19/22	TJW
4,6-Dinitro-2-methylphenol	ND		ug/Kg	290	1	287577	04/15/22	04/19/22	TJW
N-Nitrosodiphenylamine	ND		ug/Kg	290	1	287577	04/15/22	04/19/22	TJW
1,2-diphenylhydrazine (as azobenzene)	ND		ug/Kg	290	1	287577	04/15/22	04/19/22	TJW
4-Bromophenyl-phenylether	ND		ug/Kg	290	1	287577	04/15/22	04/19/22	TJW
Hexachlorobenzene	ND		ug/Kg	290	1	287577	04/15/22	04/19/22	TJW
Pentachlorophenol	ND		ug/Kg	1,400	1	287577	04/15/22	04/19/22	TJW
Phenanthrene	ND		ug/Kg	290	1	287577	04/15/22	04/19/22	TJW
Anthracene	ND		ug/Kg	290	1	287577	04/15/22	04/19/22	TJW
Di-n-butylphthalate	ND		ug/Kg	290	1	287577	04/15/22	04/19/22	TJW
Fluoranthene	ND		ug/Kg	290	1	287577	04/15/22	04/19/22	TJW
Benzidine	ND		ug/Kg	1,400	1	287577	04/15/22	04/19/22	TJW
Pyrene	ND		ug/Kg	290	1	287577	04/15/22	04/19/22	TJW
Butylbenzylphthalate	ND		ug/Kg	290	1	287577	04/15/22	04/19/22	TJW
3,3'-Dichlorobenzidine	ND		ug/Kg	1,400	1	287577	04/15/22	04/19/22	TJW
Benzo(a)anthracene	ND		ug/Kg	290	1	287577	04/15/22	04/19/22	TJW
Chrysene	ND		ug/Kg	290	1	287577	04/15/22	04/19/22	TJW
bis(2-Ethylhexyl)phthalate	ND		ug/Kg	290	1	287577	04/15/22	04/19/22	TJW
Di-n-octylphthalate	ND		ug/Kg	290	1	287577	04/15/22	04/19/22	TJW
Benzo(b)fluoranthene	ND		ug/Kg	290	1	287577	04/15/22	04/19/22	TJW
Benzo(k)fluoranthene	ND		ug/Kg	290	1	287577	04/15/22	04/19/22	TJW
Benzo(a)pyrene	ND		ug/Kg	290	1	287577	04/15/22	04/19/22	TJW
Indeno(1,2,3-cd)pyrene	ND		ug/Kg	290	1	287577	04/15/22	04/19/22	TJW
Dibenz(a,h)anthracene	ND		ug/Kg	290	1	287577	04/15/22	04/19/22	TJW
Benzo(g,h,i)perylene	ND		ug/Kg	290	1	287577	04/15/22	04/19/22	TJW
Surrogates				**Limits**					
2-Fluorophenol	77%		%REC	29-120	1	287577	04/15/22	04/19/22	TJW
Phenol-d6	80%		%REC	30-120	1	287577	04/15/22	04/19/22	TJW
2,4,6-Tribromophenol	83%		%REC	32-120	1	287577	04/15/22	04/19/22	TJW

Results for any subcontracted analyses are not included in this section.

ENTHALPY ANALYTICAL

Analysis Results for 461330

461330-034 Analyte	Result	Qual	Units	RL	DF	Batch	Prepared	Analyzed	Chemist
Nitrobenzene-d5	68%		%REC	33-120	1	287577	04/15/22	04/19/22	TJW
2-Fluorobiphenyl	71%		%REC	39-120	1	287577	04/15/22	04/19/22	TJW
Terphenyl-d14	80%		%REC	44-125	1	287577	04/15/22	04/19/22	TJW

Results for any subcontracted analyses are not included in this section.

ENTHALPY ANALYTICAL

Analysis Results for 461330

Sample ID: SSJ-11-5	Lab ID: 461330-035	Collected: 04/12/22 16:30
	Matrix: Soil	Basis: Dry

461330-035 Analyte	Result	Qual	Units	RL	DF	Batch	Prepared	Analyzed	Chemist
Method: ASTM D2216 Prep Method: METHOD									
Moisture, Percent	**25**		%	1	1	287756	04/19/22	04/19/22	DNA
Method: EPA 6010B Prep Method: EPA 3050B									
Antimony	ND		mg/Kg	3.8	0.94	287694	04/18/22	04/18/22	SBW
Arsenic	**9.4**		mg/Kg	1.3	0.94	287694	04/18/22	04/18/22	SBW
Barium	**280**		mg/Kg	1.3	0.94	287694	04/18/22	04/18/22	SBW
Beryllium	ND		mg/Kg	0.63	0.94	287694	04/18/22	04/18/22	SBW
Cadmium	**1.1**		mg/Kg	0.63	0.94	287694	04/18/22	04/18/22	SBW
Chromium	**82**		mg/Kg	1.3	0.94	287694	04/18/22	04/18/22	SBW
Cobalt	**20**		mg/Kg	0.63	0.94	287694	04/18/22	04/18/22	SBW
Copper	**60**		mg/Kg	1.3	0.94	287694	04/18/22	04/18/22	SBW
Lead	**190**		mg/Kg	1.3	0.94	287694	04/18/22	04/18/22	SBW
Molybdenum	ND		mg/Kg	1.3	0.94	287694	04/18/22	04/18/22	SBW
Nickel	**130**		mg/Kg	1.3	0.94	287694	04/18/22	04/18/22	SBW
Selenium	ND		mg/Kg	3.8	0.94	287694	04/18/22	04/18/22	SBW
Silver	**1.1**		mg/Kg	0.63	0.94	287694	04/18/22	04/18/22	SBW
Thallium	ND		mg/Kg	3.8	0.94	287694	04/18/22	04/18/22	SBW
Vanadium	**57**		mg/Kg	1.3	0.94	287694	04/18/22	04/18/22	SBW
Zinc	**3,300**		mg/Kg	6.3	0.94	287694	04/18/22	04/18/22	SBW
Method: EPA 7471A Prep Method: METHOD									
Mercury	**0.27**		mg/Kg	0.20	1.1	287601	04/15/22	04/15/22	SBW
Method: EPA 8015M Prep Method: EPA 3580									
DRO C10-C28	**690**		mg/Kg	13	1	287559	04/14/22	04/15/22	MES
ORO C28-C44	**130**		mg/Kg	27	1	287559	04/14/22	04/15/22	MES
Surrogates				**Limits**					
n-Triacontane	101%		%REC	70-130	1	287559	04/14/22	04/15/22	MES
Method: EPA 8260B Prep Method: EPA 5030B									
TPH Gasoline	**1,000,000**		ug/Kg	33,000	250	287573	04/15/22	04/15/22	RAO
Freon 12	ND		ug/Kg	330	50	287573	04/15/22	04/15/22	RAO
Chloromethane	ND		ug/Kg	330	50	287573	04/15/22	04/15/22	RAO
Vinyl Chloride	ND		ug/Kg	330	50	287573	04/15/22	04/15/22	RAO
Bromomethane	ND		ug/Kg	330	50	287573	04/15/22	04/15/22	RAO
Chloroethane	ND		ug/Kg	330	50	287573	04/15/22	04/15/22	RAO
Trichlorofluoromethane	ND		ug/Kg	330	50	287573	04/15/22	04/15/22	RAO
Acetone	ND		ug/Kg	6,700	50	287573	04/15/22	04/15/22	RAO
Freon 113	ND		ug/Kg	330	50	287573	04/15/22	04/15/22	RAO
1,1-Dichloroethene	ND		ug/Kg	330	50	287573	04/15/22	04/15/22	RAO

Results for any subcontracted analyses are not included in this section.

ENTHALPY ANALYTICAL

Analysis Results for 461330

461330-035 Analyte	Result	Qual	Units	RL	DF	Batch	Prepared	Analyzed	Chemist
Methylene Chloride	ND		ug/Kg	330	50	287573	04/15/22	04/15/22	RAO
MTBE	ND		ug/Kg	330	50	287573	04/15/22	04/15/22	RAO
trans-1,2-Dichloroethene	ND		ug/Kg	330	50	287573	04/15/22	04/15/22	RAO
1,1-Dichloroethane	ND		ug/Kg	330	50	287573	04/15/22	04/15/22	RAO
2-Butanone	ND		ug/Kg	6,700	50	287573	04/15/22	04/15/22	RAO
cis-1,2-Dichloroethene	ND		ug/Kg	330	50	287573	04/15/22	04/15/22	RAO
2,2-Dichloropropane	ND		ug/Kg	330	50	287573	04/15/22	04/15/22	RAO
Chloroform	ND		ug/Kg	330	50	287573	04/15/22	04/15/22	RAO
Bromochloromethane	ND		ug/Kg	330	50	287573	04/15/22	04/15/22	RAO
1,1,1-Trichloroethane	ND		ug/Kg	330	50	287573	04/15/22	04/15/22	RAO
1,1-Dichloropropene	ND		ug/Kg	330	50	287573	04/15/22	04/15/22	RAO
Carbon Tetrachloride	ND		ug/Kg	330	50	287573	04/15/22	04/15/22	RAO
1,2-Dichloroethane	ND		ug/Kg	330	50	287573	04/15/22	04/15/22	RAO
Benzene	ND		ug/Kg	330	50	287573	04/15/22	04/15/22	RAO
Trichloroethene	ND		ug/Kg	330	50	287573	04/15/22	04/15/22	RAO
1,2-Dichloropropane	ND		ug/Kg	330	50	287573	04/15/22	04/15/22	RAO
Bromodichloromethane	ND		ug/Kg	330	50	287573	04/15/22	04/15/22	RAO
Dibromomethane	ND		ug/Kg	330	50	287573	04/15/22	04/15/22	RAO
4-Methyl-2-Pentanone	ND		ug/Kg	330	50	287573	04/15/22	04/15/22	RAO
cis-1,3-Dichloropropene	ND		ug/Kg	330	50	287573	04/15/22	04/15/22	RAO
Toluene	ND		ug/Kg	330	50	287573	04/15/22	04/15/22	RAO
trans-1,3-Dichloropropene	ND		ug/Kg	330	50	287573	04/15/22	04/15/22	RAO
1,1,2-Trichloroethane	ND		ug/Kg	330	50	287573	04/15/22	04/15/22	RAO
1,3-Dichloropropane	ND		ug/Kg	330	50	287573	04/15/22	04/15/22	RAO
Tetrachloroethene	ND		ug/Kg	330	50	287573	04/15/22	04/15/22	RAO
Dibromochloromethane	ND		ug/Kg	330	50	287573	04/15/22	04/15/22	RAO
1,2-Dibromoethane	ND		ug/Kg	330	50	287573	04/15/22	04/15/22	RAO
Chlorobenzene	ND		ug/Kg	330	50	287573	04/15/22	04/15/22	RAO
1,1,1,2-Tetrachloroethane	ND		ug/Kg	330	50	287573	04/15/22	04/15/22	RAO
Ethylbenzene	ND		ug/Kg	330	50	287573	04/15/22	04/15/22	RAO
m,p-Xylenes	ND		ug/Kg	670	50	287573	04/15/22	04/15/22	RAO
o-Xylene	ND		ug/Kg	330	50	287573	04/15/22	04/15/22	RAO
Styrene	ND		ug/Kg	330	50	287573	04/15/22	04/15/22	RAO
Bromoform	ND		ug/Kg	330	50	287573	04/15/22	04/15/22	RAO
Isopropylbenzene	ND		ug/Kg	330	50	287573	04/15/22	04/15/22	RAO
1,1,2,2-Tetrachloroethane	ND		ug/Kg	330	50	287573	04/15/22	04/15/22	RAO
1,2,3-Trichloropropane	ND		ug/Kg	330	50	287573	04/15/22	04/15/22	RAO
Propylbenzene	ND		ug/Kg	330	50	287573	04/15/22	04/15/22	RAO
Bromobenzene	ND		ug/Kg	330	50	287573	04/15/22	04/15/22	RAO
1,3,5-Trimethylbenzene	ND		ug/Kg	330	50	287573	04/15/22	04/15/22	RAO
2-Chlorotoluene	ND		ug/Kg	330	50	287573	04/15/22	04/15/22	RAO
4-Chlorotoluene	ND		ug/Kg	330	50	287573	04/15/22	04/15/22	RAO
tert-Butylbenzene	ND		ug/Kg	330	50	287573	04/15/22	04/15/22	RAO
1,2,4-Trimethylbenzene	ND		ug/Kg	330	50	287573	04/15/22	04/15/22	RAO
sec-Butylbenzene	ND		ug/Kg	330	50	287573	04/15/22	04/15/22	RAO
para-Isopropyl Toluene	**390**		ug/Kg	330	50	287573	04/15/22	04/15/22	RAO

Results for any subcontracted analyses are not included in this section.

Analysis Results for 461330

461330-035 Analyte	Result	Qual	Units	RL	DF	Batch	Prepared	Analyzed	Chemist
1,3-Dichlorobenzene	ND		ug/Kg	330	50	287573	04/15/22	04/15/22	RAO
1,4-Dichlorobenzene	ND		ug/Kg	330	50	287573	04/15/22	04/15/22	RAO
n-Butylbenzene	ND		ug/Kg	330	50	287573	04/15/22	04/15/22	RAO
1,2-Dichlorobenzene	ND		ug/Kg	330	50	287573	04/15/22	04/15/22	RAO
1,2-Dibromo-3-Chloropropane	ND		ug/Kg	330	50	287573	04/15/22	04/15/22	RAO
1,2,4-Trichlorobenzene	ND		ug/Kg	330	50	287573	04/15/22	04/15/22	RAO
Hexachlorobutadiene	ND		ug/Kg	330	50	287573	04/15/22	04/15/22	RAO
Naphthalene	ND		ug/Kg	330	50	287573	04/15/22	04/15/22	RAO
1,2,3-Trichlorobenzene	ND		ug/Kg	330	50	287573	04/15/22	04/15/22	RAO
Surrogates				**Limits**					
Dibromofluoromethane	105%		%REC	70-145	50	287573	04/15/22	04/15/22	RAO
1,2-Dichloroethane-d4	99%		%REC	70-145	50	287573	04/15/22	04/15/22	RAO
Toluene-d8	103%		%REC	70-145	50	287573	04/15/22	04/15/22	RAO
Bromofluorobenzene	98%		%REC	70-145	50	287573	04/15/22	04/15/22	RAO
Method: EPA 8270C Prep Method: EPA 3546									
Carbazole	ND		ug/Kg	330	1	287577	04/15/22	04/19/22	TJW
1-Methylnaphthalene	ND		ug/Kg	330	1	287577	04/15/22	04/19/22	TJW
Pyridine	ND		ug/Kg	330	1	287577	04/15/22	04/19/22	TJW
N-Nitrosodimethylamine	ND		ug/Kg	330	1	287577	04/15/22	04/19/22	TJW
Phenol	ND		ug/Kg	330	1	287577	04/15/22	04/19/22	TJW
Aniline	ND		ug/Kg	330	1	287577	04/15/22	04/19/22	TJW
bis(2-Chloroethyl)ether	ND		ug/Kg	1,600	1	287577	04/15/22	04/19/22	TJW
2-Chlorophenol	ND		ug/Kg	330	1	287577	04/15/22	04/19/22	TJW
1,3-Dichlorobenzene	ND		ug/Kg	330	1	287577	04/15/22	04/19/22	TJW
1,4-Dichlorobenzene	ND		ug/Kg	330	1	287577	04/15/22	04/19/22	TJW
Benzyl alcohol	ND		ug/Kg	330	1	287577	04/15/22	04/19/22	TJW
1,2-Dichlorobenzene	ND		ug/Kg	330	1	287577	04/15/22	04/19/22	TJW
2-Methylphenol	ND		ug/Kg	330	1	287577	04/15/22	04/19/22	TJW
bis(2-Chloroisopropyl) ether	ND		ug/Kg	330	1	287577	04/15/22	04/19/22	TJW
3-,4-Methylphenol	ND		ug/Kg	530	1	287577	04/15/22	04/19/22	TJW
N-Nitroso-di-n-propylamine	ND		ug/Kg	330	1	287577	04/15/22	04/19/22	TJW
Hexachloroethane	ND		ug/Kg	330	1	287577	04/15/22	04/19/22	TJW
Nitrobenzene	ND		ug/Kg	1,600	1	287577	04/15/22	04/19/22	TJW
Isophorone	ND		ug/Kg	330	1	287577	04/15/22	04/19/22	TJW
2-Nitrophenol	ND		ug/Kg	330	1	287577	04/15/22	04/19/22	TJW
2,4-Dimethylphenol	ND		ug/Kg	330	1	287577	04/15/22	04/19/22	TJW
Benzoic acid	ND		ug/Kg	1,600	1	287577	04/15/22	04/19/22	TJW
bis(2-Chloroethoxy)methane	ND		ug/Kg	330	1	287577	04/15/22	04/19/22	TJW
2,4-Dichlorophenol	ND		ug/Kg	330	1	287577	04/15/22	04/19/22	TJW
1,2,4-Trichlorobenzene	ND		ug/Kg	330	1	287577	04/15/22	04/19/22	TJW
Naphthalene	ND		ug/Kg	330	1	287577	04/15/22	04/19/22	TJW
4-Chloroaniline	ND		ug/Kg	330	1	287577	04/15/22	04/19/22	TJW
Hexachlorobutadiene	ND		ug/Kg	330	1	287577	04/15/22	04/19/22	TJW
4-Chloro-3-methylphenol	ND		ug/Kg	330	1	287577	04/15/22	04/19/22	TJW
2-Methylnaphthalene	ND		ug/Kg	330	1	287577	04/15/22	04/19/22	TJW

Results for any subcontracted analyses are not included in this section.

ENTHALPY ANALYTICAL

Analysis Results for 461330

461330-035 Analyte	Result	Qual	Units	RL	DF	Batch	Prepared	Analyzed	Chemist
Hexachlorocyclopentadiene	ND		ug/Kg	1,600	1	287577	04/15/22	04/19/22	TJW
2,4,6-Trichlorophenol	ND		ug/Kg	330	1	287577	04/15/22	04/19/22	TJW
2,4,5-Trichlorophenol	ND		ug/Kg	330	1	287577	04/15/22	04/19/22	TJW
2-Chloronaphthalene	ND		ug/Kg	330	1	287577	04/15/22	04/19/22	TJW
2-Nitroaniline	ND		ug/Kg	330	1	287577	04/15/22	04/19/22	TJW
Dimethylphthalate	ND		ug/Kg	330	1	287577	04/15/22	04/19/22	TJW
Acenaphthylene	ND		ug/Kg	330	1	287577	04/15/22	04/19/22	TJW
2,6-Dinitrotoluene	ND		ug/Kg	330	1	287577	04/15/22	04/19/22	TJW
3-Nitroaniline	ND		ug/Kg	330	1	287577	04/15/22	04/19/22	TJW
Acenaphthene	ND		ug/Kg	330	1	287577	04/15/22	04/19/22	TJW
2,4-Dinitrophenol	ND		ug/Kg	1,600	1	287577	04/15/22	04/19/22	TJW
4-Nitrophenol	ND		ug/Kg	330	1	287577	04/15/22	04/19/22	TJW
Dibenzofuran	ND		ug/Kg	330	1	287577	04/15/22	04/19/22	TJW
2,4-Dinitrotoluene	ND		ug/Kg	330	1	287577	04/15/22	04/19/22	TJW
Diethylphthalate	ND		ug/Kg	330	1	287577	04/15/22	04/19/22	TJW
Fluorene	ND		ug/Kg	330	1	287577	04/15/22	04/19/22	TJW
4-Chlorophenyl-phenylether	ND		ug/Kg	330	1	287577	04/15/22	04/19/22	TJW
4-Nitroaniline	ND		ug/Kg	330	1	287577	04/15/22	04/19/22	TJW
4,6-Dinitro-2-methylphenol	ND		ug/Kg	330	1	287577	04/15/22	04/19/22	TJW
N-Nitrosodiphenylamine	ND		ug/Kg	330	1	287577	04/15/22	04/19/22	TJW
1,2-diphenylhydrazine (as azobenzene)	ND		ug/Kg	330	1	287577	04/15/22	04/19/22	TJW
4-Bromophenyl-phenylether	ND		ug/Kg	330	1	287577	04/15/22	04/19/22	TJW
Hexachlorobenzene	ND		ug/Kg	330	1	287577	04/15/22	04/19/22	TJW
Pentachlorophenol	ND		ug/Kg	1,600	1	287577	04/15/22	04/19/22	TJW
Phenanthrene	ND		ug/Kg	330	1	287577	04/15/22	04/19/22	TJW
Anthracene	ND		ug/Kg	330	1	287577	04/15/22	04/19/22	TJW
Di-n-butylphthalate	ND		ug/Kg	330	1	287577	04/15/22	04/19/22	TJW
Fluoranthene	ND		ug/Kg	330	1	287577	04/15/22	04/19/22	TJW
Benzidine	ND		ug/Kg	1,600	1	287577	04/15/22	04/19/22	TJW
Pyrene	ND		ug/Kg	330	1	287577	04/15/22	04/19/22	TJW
Butylbenzylphthalate	ND		ug/Kg	330	1	287577	04/15/22	04/19/22	TJW
3,3'-Dichlorobenzidine	ND		ug/Kg	1,600	1	287577	04/15/22	04/19/22	TJW
Benzo(a)anthracene	ND		ug/Kg	330	1	287577	04/15/22	04/19/22	TJW
Chrysene	ND		ug/Kg	330	1	287577	04/15/22	04/19/22	TJW
bis(2-Ethylhexyl)phthalate	**610**		ug/Kg	330	1	287577	04/15/22	04/19/22	TJW
Di-n-octylphthalate	ND		ug/Kg	330	1	287577	04/15/22	04/19/22	TJW
Benzo(b)fluoranthene	ND		ug/Kg	330	1	287577	04/15/22	04/19/22	TJW
Benzo(k)fluoranthene	ND		ug/Kg	330	1	287577	04/15/22	04/19/22	TJW
Benzo(a)pyrene	ND		ug/Kg	330	1	287577	04/15/22	04/19/22	TJW
Indeno(1,2,3-cd)pyrene	ND		ug/Kg	330	1	287577	04/15/22	04/19/22	TJW
Dibenz(a,h)anthracene	ND		ug/Kg	330	1	287577	04/15/22	04/19/22	TJW
Benzo(g,h,i)perylene	ND		ug/Kg	330	1	287577	04/15/22	04/19/22	TJW
Surrogates				**Limits**					
2-Fluorophenol	45%		%REC	29-120	1	287577	04/15/22	04/19/22	TJW
Phenol-d6	47%		%REC	30-120	1	287577	04/15/22	04/19/22	TJW
2,4,6-Tribromophenol	50%		%REC	32-120	1	287577	04/15/22	04/19/22	TJW

Results for any subcontracted analyses are not included in this section.

ENTHALPY ANALYTICAL

Analysis Results for 461330

461330-035 Analyte	Result	Qual	Units	RL	DF	Batch	Prepared	Analyzed	Chemist
Nitrobenzene-d5	39%		%REC	33-120	1	287577	04/15/22	04/19/22	TJW
2-Fluorobiphenyl	43%		%REC	39-120	1	287577	04/15/22	04/19/22	TJW
Terphenyl-d14	47%		%REC	44-125	1	287577	04/15/22	04/19/22	TJW

Results for any subcontracted analyses are not included in this section.

ENTHALPY ANALYTICAL

Analysis Results for 461330

Sample ID: SSJ-DUP-3	Lab ID: 461330-036	Collected: 04/12/22 16:30
	Matrix: Soil	Basis: Dry

461330-036 Analyte	Result	Qual	Units	RL	DF	Batch	Prepared	Analyzed	Chemist
Method: ASTM D2216 Prep Method: METHOD									
Moisture, Percent	**22**		%	1	1	287756	04/19/22	04/19/22	DNA
Method: EPA 6010B Prep Method: EPA 3050B									
Antimony	ND		mg/Kg	3.7	0.96	287694	04/18/22	04/18/22	SBW
Arsenic	**7.1**		mg/Kg	1.2	0.96	287694	04/18/22	04/18/22	SBW
Barium	**280**		mg/Kg	1.2	0.96	287694	04/18/22	04/18/22	SBW
Beryllium	ND		mg/Kg	0.62	0.96	287694	04/18/22	04/18/22	SBW
Cadmium	ND		mg/Kg	0.62	0.96	287694	04/18/22	04/18/22	SBW
Chromium	**78**		mg/Kg	1.2	0.96	287694	04/18/22	04/18/22	SBW
Cobalt	**16**		mg/Kg	0.62	0.96	287694	04/18/22	04/18/22	SBW
Copper	**49**		mg/Kg	1.2	0.96	287694	04/18/22	04/18/22	SBW
Lead	**56**		mg/Kg	1.2	0.96	287694	04/18/22	04/18/22	SBW
Molybdenum	ND		mg/Kg	1.2	0.96	287694	04/18/22	04/18/22	SBW
Nickel	**120**		mg/Kg	1.2	0.96	287694	04/18/22	04/18/22	SBW
Selenium	ND		mg/Kg	3.7	0.96	287694	04/18/22	04/18/22	SBW
Silver	ND		mg/Kg	0.62	0.96	287694	04/18/22	04/18/22	SBW
Thallium	ND		mg/Kg	3.7	0.96	287694	04/18/22	04/18/22	SBW
Vanadium	**47**		mg/Kg	1.2	0.96	287694	04/18/22	04/18/22	SBW
Zinc	**120**		mg/Kg	6.2	0.96	287694	04/18/22	04/18/22	SBW
Method: EPA 7471A Prep Method: METHOD									
Mercury	ND		mg/Kg	0.21	1.2	287601	04/15/22	04/15/22	SBW
Method: EPA 8015M Prep Method: EPA 3580									
DRO C10-C28	**33**		mg/Kg	13	1	287559	04/14/22	04/15/22	MES
ORO C28-C44	**35**		mg/Kg	26	1	287559	04/14/22	04/15/22	MES
Surrogates				**Limits**					
n-Triacontane	96%		%REC	70-130	1	287559	04/14/22	04/15/22	MES
Method: EPA 8260B Prep Method: EPA 5030B									
TPH Gasoline	**500**		ug/Kg	130	1	287573	04/15/22	04/15/22	RAO
Freon 12	ND		ug/Kg	6.4	1	287573	04/15/22	04/15/22	RAO
Chloromethane	ND		ug/Kg	6.4	1	287573	04/15/22	04/15/22	RAO
Vinyl Chloride	ND		ug/Kg	6.4	1	287573	04/15/22	04/15/22	RAO
Bromomethane	ND		ug/Kg	6.4	1	287573	04/15/22	04/15/22	RAO
Chloroethane	ND		ug/Kg	6.4	1	287573	04/15/22	04/15/22	RAO
Trichlorofluoromethane	ND		ug/Kg	6.4	1	287573	04/15/22	04/15/22	RAO
Acetone	**150**		ug/Kg	130	1	287573	04/15/22	04/15/22	RAO
Freon 113	ND		ug/Kg	6.4	1	287573	04/15/22	04/15/22	RAO
1,1-Dichloroethene	ND		ug/Kg	6.4	1	287573	04/15/22	04/15/22	RAO

Results for any subcontracted analyses are not included in this section.

ENTHALPY ANALYTICAL

Analysis Results for 461330

461330-036 Analyte	Result	Qual	Units	RL	DF	Batch	Prepared	Analyzed	Chemist
Methylene Chloride	ND		ug/Kg	6.4	1	287573	04/15/22	04/15/22	RAO
MTBE	ND		ug/Kg	6.4	1	287573	04/15/22	04/15/22	RAO
trans-1,2-Dichloroethene	ND		ug/Kg	6.4	1	287573	04/15/22	04/15/22	RAO
1,1-Dichloroethane	ND		ug/Kg	6.4	1	287573	04/15/22	04/15/22	RAO
2-Butanone	ND		ug/Kg	130	1	287573	04/15/22	04/15/22	RAO
cis-1,2-Dichloroethene	ND		ug/Kg	6.4	1	287573	04/15/22	04/15/22	RAO
2,2-Dichloropropane	ND		ug/Kg	6.4	1	287573	04/15/22	04/15/22	RAO
Chloroform	ND		ug/Kg	6.4	1	287573	04/15/22	04/15/22	RAO
Bromochloromethane	ND		ug/Kg	6.4	1	287573	04/15/22	04/15/22	RAO
1,1,1-Trichloroethane	ND		ug/Kg	6.4	1	287573	04/15/22	04/15/22	RAO
1,1-Dichloropropene	ND		ug/Kg	6.4	1	287573	04/15/22	04/15/22	RAO
Carbon Tetrachloride	ND		ug/Kg	6.4	1	287573	04/15/22	04/15/22	RAO
1,2-Dichloroethane	ND		ug/Kg	6.4	1	287573	04/15/22	04/15/22	RAO
Benzene	ND		ug/Kg	6.4	1	287573	04/15/22	04/15/22	RAO
Trichloroethene	ND		ug/Kg	6.4	1	287573	04/15/22	04/15/22	RAO
1,2-Dichloropropane	ND		ug/Kg	6.4	1	287573	04/15/22	04/15/22	RAO
Bromodichloromethane	ND		ug/Kg	6.4	1	287573	04/15/22	04/15/22	RAO
Dibromomethane	ND		ug/Kg	6.4	1	287573	04/15/22	04/15/22	RAO
4-Methyl-2-Pentanone	ND		ug/Kg	10	1	287573	04/15/22	04/15/22	RAO
cis-1,3-Dichloropropene	ND		ug/Kg	6.4	1	287573	04/15/22	04/15/22	RAO
Toluene	ND		ug/Kg	6.4	1	287573	04/15/22	04/15/22	RAO
trans-1,3-Dichloropropene	ND		ug/Kg	6.4	1	287573	04/15/22	04/15/22	RAO
1,1,2-Trichloroethane	ND		ug/Kg	6.4	1	287573	04/15/22	04/15/22	RAO
1,3-Dichloropropane	ND		ug/Kg	6.4	1	287573	04/15/22	04/15/22	RAO
Tetrachloroethene	ND		ug/Kg	6.4	1	287573	04/15/22	04/15/22	RAO
Dibromochloromethane	ND		ug/Kg	6.4	1	287573	04/15/22	04/15/22	RAO
1,2-Dibromoethane	ND		ug/Kg	6.4	1	287573	04/15/22	04/15/22	RAO
Chlorobenzene	ND		ug/Kg	6.4	1	287573	04/15/22	04/15/22	RAO
1,1,1,2-Tetrachloroethane	ND		ug/Kg	6.4	1	287573	04/15/22	04/15/22	RAO
Ethylbenzene	ND		ug/Kg	6.4	1	287573	04/15/22	04/15/22	RAO
m,p-Xylenes	ND		ug/Kg	13	1	287573	04/15/22	04/15/22	RAO
o-Xylene	ND		ug/Kg	6.4	1	287573	04/15/22	04/15/22	RAO
Styrene	ND		ug/Kg	6.4	1	287573	04/15/22	04/15/22	RAO
Bromoform	ND		ug/Kg	6.4	1	287573	04/15/22	04/15/22	RAO
Isopropylbenzene	ND		ug/Kg	6.4	1	287573	04/15/22	04/15/22	RAO
1,1,2,2-Tetrachloroethane	ND		ug/Kg	6.4	1	287573	04/15/22	04/15/22	RAO
1,2,3-Trichloropropane	ND		ug/Kg	6.4	1	287573	04/15/22	04/15/22	RAO
Propylbenzene	ND		ug/Kg	6.4	1	287573	04/15/22	04/15/22	RAO
Bromobenzene	ND		ug/Kg	6.4	1	287573	04/15/22	04/15/22	RAO
1,3,5-Trimethylbenzene	ND		ug/Kg	6.4	1	287573	04/15/22	04/15/22	RAO
2-Chlorotoluene	ND		ug/Kg	6.4	1	287573	04/15/22	04/15/22	RAO
4-Chlorotoluene	ND		ug/Kg	6.4	1	287573	04/15/22	04/15/22	RAO
tert-Butylbenzene	ND		ug/Kg	6.4	1	287573	04/15/22	04/15/22	RAO
1,2,4-Trimethylbenzene	ND		ug/Kg	6.4	1	287573	04/15/22	04/15/22	RAO
sec-Butylbenzene	ND		ug/Kg	6.4	1	287573	04/15/22	04/15/22	RAO
para-Isopropyl Toluene	ND		ug/Kg	6.4	1	287573	04/15/22	04/15/22	RAO

Results for any subcontracted analyses are not included in this section.

Analysis Results for 461330

461330-036 Analyte	Result	Qual	Units	RL	DF	Batch	Prepared	Analyzed	Chemist
1,3-Dichlorobenzene	ND		ug/Kg	6.4	1	287573	04/15/22	04/15/22	RAO
1,4-Dichlorobenzene	ND		ug/Kg	6.4	1	287573	04/15/22	04/15/22	RAO
n-Butylbenzene	ND		ug/Kg	6.4	1	287573	04/15/22	04/15/22	RAO
1,2-Dichlorobenzene	ND		ug/Kg	6.4	1	287573	04/15/22	04/15/22	RAO
1,2-Dibromo-3-Chloropropane	ND		ug/Kg	6.4	1	287573	04/15/22	04/15/22	RAO
1,2,4-Trichlorobenzene	ND		ug/Kg	6.4	1	287573	04/15/22	04/15/22	RAO
Hexachlorobutadiene	ND		ug/Kg	6.4	1	287573	04/15/22	04/15/22	RAO
Naphthalene	ND		ug/Kg	6.4	1	287573	04/15/22	04/15/22	RAO
1,2,3-Trichlorobenzene	ND		ug/Kg	6.4	1	287573	04/15/22	04/15/22	RAO
Surrogates				**Limits**					
Dibromofluoromethane	106%		%REC	70-145	1	287573	04/15/22	04/15/22	RAO
1,2-Dichloroethane-d4	101%		%REC	70-145	1	287573	04/15/22	04/15/22	RAO
Toluene-d8	109%		%REC	70-145	1	287573	04/15/22	04/15/22	RAO
Bromofluorobenzene	98%		%REC	70-145	1	287573	04/15/22	04/15/22	RAO
Method: EPA 8270C Prep Method: EPA 3546									
Carbazole	ND		ug/Kg	3,200	10	287577	04/15/22	04/19/22	TJW
1-Methylnaphthalene	ND		ug/Kg	3,200	10	287577	04/15/22	04/19/22	TJW
Pyridine	ND		ug/Kg	3,200	10	287577	04/15/22	04/19/22	TJW
N-Nitrosodimethylamine	ND		ug/Kg	3,200	10	287577	04/15/22	04/19/22	TJW
Phenol	ND		ug/Kg	3,200	10	287577	04/15/22	04/19/22	TJW
Aniline	ND		ug/Kg	3,200	10	287577	04/15/22	04/19/22	TJW
bis(2-Chloroethyl)ether	ND		ug/Kg	15,000	10	287577	04/15/22	04/19/22	TJW
2-Chlorophenol	ND		ug/Kg	3,200	10	287577	04/15/22	04/19/22	TJW
1,3-Dichlorobenzene	ND		ug/Kg	3,200	10	287577	04/15/22	04/19/22	TJW
1,4-Dichlorobenzene	ND		ug/Kg	3,200	10	287577	04/15/22	04/19/22	TJW
Benzyl alcohol	ND		ug/Kg	3,200	10	287577	04/15/22	04/19/22	TJW
1,2-Dichlorobenzene	ND		ug/Kg	3,200	10	287577	04/15/22	04/19/22	TJW
2-Methylphenol	ND		ug/Kg	3,200	10	287577	04/15/22	04/19/22	TJW
bis(2-Chloroisopropyl) ether	ND		ug/Kg	3,200	10	287577	04/15/22	04/19/22	TJW
3-,4-Methylphenol	ND		ug/Kg	5,100	10	287577	04/15/22	04/19/22	TJW
N-Nitroso-di-n-propylamine	ND		ug/Kg	3,200	10	287577	04/15/22	04/19/22	TJW
Hexachloroethane	ND		ug/Kg	3,200	10	287577	04/15/22	04/19/22	TJW
Nitrobenzene	ND		ug/Kg	15,000	10	287577	04/15/22	04/19/22	TJW
Isophorone	ND		ug/Kg	3,200	10	287577	04/15/22	04/19/22	TJW
2-Nitrophenol	ND		ug/Kg	3,200	10	287577	04/15/22	04/19/22	TJW
2,4-Dimethylphenol	ND		ug/Kg	3,200	10	287577	04/15/22	04/19/22	TJW
Benzoic acid	ND		ug/Kg	15,000	10	287577	04/15/22	04/19/22	TJW
bis(2-Chloroethoxy)methane	ND		ug/Kg	3,200	10	287577	04/15/22	04/19/22	TJW
2,4-Dichlorophenol	ND		ug/Kg	3,200	10	287577	04/15/22	04/19/22	TJW
1,2,4-Trichlorobenzene	ND		ug/Kg	3,200	10	287577	04/15/22	04/19/22	TJW
Naphthalene	ND		ug/Kg	3,200	10	287577	04/15/22	04/19/22	TJW
4-Chloroaniline	ND		ug/Kg	3,200	10	287577	04/15/22	04/19/22	TJW
Hexachlorobutadiene	ND		ug/Kg	3,200	10	287577	04/15/22	04/19/22	TJW
4-Chloro-3-methylphenol	ND		ug/Kg	3,200	10	287577	04/15/22	04/19/22	TJW
2-Methylnaphthalene	ND		ug/Kg	3,200	10	287577	04/15/22	04/19/22	TJW

Results for any subcontracted analyses are not included in this section.

ENTHALPY ANALYTICAL

Analysis Results for 461330

461330-036 Analyte	Result	Qual	Units	RL	DF	Batch	Prepared	Analyzed	Chemist
Hexachlorocyclopentadiene	ND		ug/Kg	15,000	10	287577	04/15/22	04/19/22	TJW
2,4,6-Trichlorophenol	ND		ug/Kg	3,200	10	287577	04/15/22	04/19/22	TJW
2,4,5-Trichlorophenol	ND		ug/Kg	3,200	10	287577	04/15/22	04/19/22	TJW
2-Chloronaphthalene	ND		ug/Kg	3,200	10	287577	04/15/22	04/19/22	TJW
2-Nitroaniline	ND		ug/Kg	3,200	10	287577	04/15/22	04/19/22	TJW
Dimethylphthalate	ND		ug/Kg	3,200	10	287577	04/15/22	04/19/22	TJW
Acenaphthylene	ND		ug/Kg	3,200	10	287577	04/15/22	04/19/22	TJW
2,6-Dinitrotoluene	ND		ug/Kg	3,200	10	287577	04/15/22	04/19/22	TJW
3-Nitroaniline	ND		ug/Kg	3,200	10	287577	04/15/22	04/19/22	TJW
Acenaphthene	ND		ug/Kg	3,200	10	287577	04/15/22	04/19/22	TJW
2,4-Dinitrophenol	ND		ug/Kg	15,000	10	287577	04/15/22	04/19/22	TJW
4-Nitrophenol	ND		ug/Kg	3,200	10	287577	04/15/22	04/19/22	TJW
Dibenzofuran	ND		ug/Kg	3,200	10	287577	04/15/22	04/19/22	TJW
2,4-Dinitrotoluene	ND		ug/Kg	3,200	10	287577	04/15/22	04/19/22	TJW
Diethylphthalate	ND		ug/Kg	3,200	10	287577	04/15/22	04/19/22	TJW
Fluorene	ND		ug/Kg	3,200	10	287577	04/15/22	04/19/22	TJW
4-Chlorophenyl-phenylether	ND		ug/Kg	3,200	10	287577	04/15/22	04/19/22	TJW
4-Nitroaniline	ND		ug/Kg	3,200	10	287577	04/15/22	04/19/22	TJW
4,6-Dinitro-2-methylphenol	ND		ug/Kg	3,200	10	287577	04/15/22	04/19/22	TJW
N-Nitrosodiphenylamine	ND		ug/Kg	3,200	10	287577	04/15/22	04/19/22	TJW
1,2-diphenylhydrazine (as azobenzene)	ND		ug/Kg	3,200	10	287577	04/15/22	04/19/22	TJW
4-Bromophenyl-phenylether	ND		ug/Kg	3,200	10	287577	04/15/22	04/19/22	TJW
Hexachlorobenzene	ND		ug/Kg	3,200	10	287577	04/15/22	04/19/22	TJW
Pentachlorophenol	ND		ug/Kg	15,000	10	287577	04/15/22	04/19/22	TJW
Phenanthrene	ND		ug/Kg	3,200	10	287577	04/15/22	04/19/22	TJW
Anthracene	ND		ug/Kg	3,200	10	287577	04/15/22	04/19/22	TJW
Di-n-butylphthalate	ND		ug/Kg	3,200	10	287577	04/15/22	04/19/22	TJW
Fluoranthene	ND		ug/Kg	3,200	10	287577	04/15/22	04/19/22	TJW
Benzidine	ND		ug/Kg	15,000	10	287577	04/15/22	04/19/22	TJW
Pyrene	ND		ug/Kg	3,200	10	287577	04/15/22	04/19/22	TJW
Butylbenzylphthalate	ND		ug/Kg	3,200	10	287577	04/15/22	04/19/22	TJW
3,3'-Dichlorobenzidine	ND		ug/Kg	15,000	10	287577	04/15/22	04/19/22	TJW
Benzo(a)anthracene	ND		ug/Kg	3,200	10	287577	04/15/22	04/19/22	TJW
Chrysene	ND		ug/Kg	3,200	10	287577	04/15/22	04/19/22	TJW
bis(2-Ethylhexyl)phthalate	ND		ug/Kg	3,200	10	287577	04/15/22	04/19/22	TJW
Di-n-octylphthalate	ND		ug/Kg	3,200	10	287577	04/15/22	04/19/22	TJW
Benzo(b)fluoranthene	ND		ug/Kg	3,200	10	287577	04/15/22	04/19/22	TJW
Benzo(k)fluoranthene	ND		ug/Kg	3,200	10	287577	04/15/22	04/19/22	TJW
Benzo(a)pyrene	ND		ug/Kg	3,200	10	287577	04/15/22	04/19/22	TJW
Indeno(1,2,3-cd)pyrene	ND		ug/Kg	3,200	10	287577	04/15/22	04/19/22	TJW
Dibenz(a,h)anthracene	ND		ug/Kg	3,200	10	287577	04/15/22	04/19/22	TJW
Benzo(g,h,i)perylene	ND		ug/Kg	3,200	10	287577	04/15/22	04/19/22	TJW
Surrogates				**Limits**					
2-Fluorophenol	84%		%REC	29-120	10	287577	04/15/22	04/19/22	TJW
Phenol-d6	99%		%REC	30-120	10	287577	04/15/22	04/19/22	TJW
2,4,6-Tribromophenol	93%		%REC	32-120	10	287577	04/15/22	04/19/22	TJW

Results for any subcontracted analyses are not included in this section.

ENTHALPY ANALYTICAL

Analysis Results for 461330

461330-036 Analyte	Result	Qual	Units	RL	DF	Batch	Prepared	Analyzed	Chemist
Nitrobenzene-d5	77%		%REC	33-120	10	287577	04/15/22	04/19/22	TJW
2-Fluorobiphenyl	86%		%REC	39-120	10	287577	04/15/22	04/19/22	TJW
Terphenyl-d14	95%		%REC	44-125	10	287577	04/15/22	04/19/22	TJW

Results for any subcontracted analyses are not included in this section.

ENTHALPY ANALYTICAL

Analysis Results for 461330

Sample ID: SSJ-12-0.25	Lab ID: 461330-037	Collected: 04/12/22 16:35
	Matrix: Soil	Basis: Dry

461330-037 Analyte	Result	Qual	Units	RL	DF	Batch	Prepared	Analyzed	Chemist
Method: ASTM D2216 Prep Method: METHOD									
Moisture, Percent	**9**		%	1	1	287756	04/19/22	04/19/22	DNA
Method: EPA 6010B Prep Method: EPA 3050B									
Antimony	ND		mg/Kg	3.2	0.96	287694	04/18/22	04/18/22	SBW
Arsenic	**5.0**		mg/Kg	1.1	0.96	287694	04/18/22	04/18/22	SBW
Barium	**770**		mg/Kg	1.1	0.96	287694	04/18/22	04/18/22	SBW
Beryllium	ND		mg/Kg	0.53	0.96	287694	04/18/22	04/18/22	SBW
Cadmium	ND		mg/Kg	0.53	0.96	287694	04/18/22	04/18/22	SBW
Chromium	**58**		mg/Kg	1.1	0.96	287694	04/18/22	04/18/22	SBW
Cobalt	**12**		mg/Kg	0.53	0.96	287694	04/18/22	04/18/22	SBW
Copper	**39**		mg/Kg	1.1	0.96	287694	04/18/22	04/18/22	SBW
Lead	**32**		mg/Kg	1.1	0.96	287694	04/18/22	04/18/22	SBW
Molybdenum	**1.6**		mg/Kg	1.1	0.96	287694	04/18/22	04/18/22	SBW
Nickel	**77**		mg/Kg	1.1	0.96	287694	04/18/22	04/18/22	SBW
Selenium	ND		mg/Kg	3.2	0.96	287694	04/18/22	04/18/22	SBW
Silver	ND		mg/Kg	0.53	0.96	287694	04/18/22	04/18/22	SBW
Thallium	ND		mg/Kg	3.2	0.96	287694	04/18/22	04/18/22	SBW
Vanadium	**48**		mg/Kg	1.1	0.96	287694	04/18/22	04/18/22	SBW
Zinc	**74**		mg/Kg	5.3	0.96	287694	04/18/22	04/18/22	SBW
Method: EPA 7471A Prep Method: METHOD									
Mercury	**0.17**		mg/Kg	0.16	1	287601	04/15/22	04/15/22	SBW
Method: EPA 8015M Prep Method: EPA 3580									
DRO C10-C28	**330**		mg/Kg	11	1	287559	04/14/22	04/15/22	MES
ORO C28-C44	**110**		mg/Kg	22	1	287559	04/14/22	04/15/22	MES
Surrogates				**Limits**					
n-Triacontane	90%		%REC	70-130	1	287559	04/14/22	04/15/22	MES
Method: EPA 8260B Prep Method: EPA 5030B									
TPH Gasoline	**360**		ug/Kg	110	1	287475	04/14/22	04/14/22	RAO
Freon 12	ND		ug/Kg	5.5	1	287475	04/14/22	04/14/22	RAO
Chloromethane	ND		ug/Kg	5.5	1	287475	04/14/22	04/14/22	RAO
Vinyl Chloride	ND		ug/Kg	5.5	1	287475	04/14/22	04/14/22	RAO
Bromomethane	ND		ug/Kg	5.5	1	287475	04/14/22	04/14/22	RAO
Chloroethane	ND		ug/Kg	5.5	1	287475	04/14/22	04/14/22	RAO
Trichlorofluoromethane	ND		ug/Kg	5.5	1	287475	04/14/22	04/14/22	RAO
Acetone	ND		ug/Kg	110	1	287475	04/14/22	04/14/22	RAO
Freon 113	ND		ug/Kg	5.5	1	287475	04/14/22	04/14/22	RAO
1,1-Dichloroethene	ND		ug/Kg	5.5	1	287475	04/14/22	04/14/22	RAO

Results for any subcontracted analyses are not included in this section.

ENTHALPY ANALYTICAL

Analysis Results for 461330

461330-037 Analyte	Result	Qual	Units	RL	DF	Batch	Prepared	Analyzed	Chemist
Methylene Chloride	ND		ug/Kg	5.5	1	287475	04/14/22	04/14/22	RAO
MTBE	ND		ug/Kg	5.5	1	287475	04/14/22	04/14/22	RAO
trans-1,2-Dichloroethene	ND		ug/Kg	5.5	1	287475	04/14/22	04/14/22	RAO
1,1-Dichloroethane	ND		ug/Kg	5.5	1	287475	04/14/22	04/14/22	RAO
2-Butanone	ND		ug/Kg	110	1	287475	04/14/22	04/14/22	RAO
cis-1,2-Dichloroethene	ND		ug/Kg	5.5	1	287475	04/14/22	04/14/22	RAO
2,2-Dichloropropane	ND		ug/Kg	5.5	1	287475	04/14/22	04/14/22	RAO
Chloroform	ND		ug/Kg	5.5	1	287475	04/14/22	04/14/22	RAO
Bromochloromethane	ND		ug/Kg	5.5	1	287475	04/14/22	04/14/22	RAO
1,1,1-Trichloroethane	ND		ug/Kg	5.5	1	287475	04/14/22	04/14/22	RAO
1,1-Dichloropropene	ND		ug/Kg	5.5	1	287475	04/14/22	04/14/22	RAO
Carbon Tetrachloride	ND		ug/Kg	5.5	1	287475	04/14/22	04/14/22	RAO
1,2-Dichloroethane	ND		ug/Kg	5.5	1	287475	04/14/22	04/14/22	RAO
Benzene	ND		ug/Kg	5.5	1	287475	04/14/22	04/14/22	RAO
Trichloroethene	ND		ug/Kg	5.5	1	287475	04/14/22	04/14/22	RAO
1,2-Dichloropropane	ND		ug/Kg	5.5	1	287475	04/14/22	04/14/22	RAO
Bromodichloromethane	ND		ug/Kg	5.5	1	287475	04/14/22	04/14/22	RAO
Dibromomethane	ND		ug/Kg	5.5	1	287475	04/14/22	04/14/22	RAO
4-Methyl-2-Pentanone	ND		ug/Kg	5.5	1	287475	04/14/22	04/14/22	RAO
cis-1,3-Dichloropropene	ND		ug/Kg	5.5	1	287475	04/14/22	04/14/22	RAO
Toluene	ND		ug/Kg	5.5	1	287475	04/14/22	04/14/22	RAO
trans-1,3-Dichloropropene	ND		ug/Kg	5.5	1	287475	04/14/22	04/14/22	RAO
1,1,2-Trichloroethane	ND		ug/Kg	5.5	1	287475	04/14/22	04/14/22	RAO
1,3-Dichloropropane	ND		ug/Kg	5.5	1	287475	04/14/22	04/14/22	RAO
Tetrachloroethene	ND		ug/Kg	5.5	1	287475	04/14/22	04/14/22	RAO
Dibromochloromethane	ND		ug/Kg	5.5	1	287475	04/14/22	04/14/22	RAO
1,2-Dibromoethane	ND		ug/Kg	5.5	1	287475	04/14/22	04/14/22	RAO
Chlorobenzene	ND		ug/Kg	5.5	1	287475	04/14/22	04/14/22	RAO
1,1,1,2-Tetrachloroethane	ND		ug/Kg	5.5	1	287475	04/14/22	04/14/22	RAO
Ethylbenzene	ND		ug/Kg	5.5	1	287475	04/14/22	04/14/22	RAO
m,p-Xylenes	ND		ug/Kg	11	1	287475	04/14/22	04/14/22	RAO
o-Xylene	ND		ug/Kg	5.5	1	287475	04/14/22	04/14/22	RAO
Styrene	ND		ug/Kg	5.5	1	287475	04/14/22	04/14/22	RAO
Bromoform	ND		ug/Kg	5.5	1	287475	04/14/22	04/14/22	RAO
Isopropylbenzene	ND		ug/Kg	5.5	1	287475	04/14/22	04/14/22	RAO
1,1,2,2-Tetrachloroethane	ND		ug/Kg	5.5	1	287475	04/14/22	04/14/22	RAO
1,2,3-Trichloropropane	ND		ug/Kg	5.5	1	287475	04/14/22	04/14/22	RAO
Propylbenzene	ND		ug/Kg	5.5	1	287475	04/14/22	04/14/22	RAO
Bromobenzene	ND		ug/Kg	5.5	1	287475	04/14/22	04/14/22	RAO
1,3,5-Trimethylbenzene	ND		ug/Kg	5.5	1	287475	04/14/22	04/14/22	RAO
2-Chlorotoluene	ND		ug/Kg	5.5	1	287475	04/14/22	04/14/22	RAO
4-Chlorotoluene	ND		ug/Kg	5.5	1	287475	04/14/22	04/14/22	RAO
tert-Butylbenzene	ND		ug/Kg	5.5	1	287475	04/14/22	04/14/22	RAO
1,2,4-Trimethylbenzene	ND		ug/Kg	5.5	1	287475	04/14/22	04/14/22	RAO
sec-Butylbenzene	ND		ug/Kg	5.5	1	287475	04/14/22	04/14/22	RAO
para-Isopropyl Toluene	ND		ug/Kg	5.5	1	287475	04/14/22	04/14/22	RAO

Results for any subcontracted analyses are not included in this section.

ENTHALPY ANALYTICAL

Analysis Results for 461330

461330-037 Analyte	Result	Qual	Units	RL	DF	Batch	Prepared	Analyzed	Chemist
1,3-Dichlorobenzene	ND		ug/Kg	5.5	1	287475	04/14/22	04/14/22	RAO
1,4-Dichlorobenzene	ND		ug/Kg	5.5	1	287475	04/14/22	04/14/22	RAO
n-Butylbenzene	ND		ug/Kg	5.5	1	287475	04/14/22	04/14/22	RAO
1,2-Dichlorobenzene	ND		ug/Kg	5.5	1	287475	04/14/22	04/14/22	RAO
1,2-Dibromo-3-Chloropropane	ND		ug/Kg	5.5	1	287475	04/14/22	04/14/22	RAO
1,2,4-Trichlorobenzene	ND		ug/Kg	5.5	1	287475	04/14/22	04/14/22	RAO
Hexachlorobutadiene	ND		ug/Kg	5.5	1	287475	04/14/22	04/14/22	RAO
Naphthalene	ND		ug/Kg	5.5	1	287475	04/14/22	04/14/22	RAO
1,2,3-Trichlorobenzene	ND		ug/Kg	5.5	1	287475	04/14/22	04/14/22	RAO
Surrogates				**Limits**					
Dibromofluoromethane	100%		%REC	70-145	1	287475	04/14/22	04/14/22	RAO
1,2-Dichloroethane-d4	109%		%REC	70-145	1	287475	04/14/22	04/14/22	RAO
Toluene-d8	98%		%REC	70-145	1	287475	04/14/22	04/14/22	RAO
Bromofluorobenzene	94%		%REC	70-145	1	287475	04/14/22	04/14/22	RAO
Method: EPA 8270C Prep Method: EPA 3546									
Carbazole	ND		ug/Kg	270	1	287577	04/15/22	04/19/22	TJW
1-Methylnaphthalene	ND		ug/Kg	270	1	287577	04/15/22	04/19/22	TJW
Pyridine	ND		ug/Kg	270	1	287577	04/15/22	04/19/22	TJW
N-Nitrosodimethylamine	ND		ug/Kg	270	1	287577	04/15/22	04/19/22	TJW
Phenol	ND		ug/Kg	270	1	287577	04/15/22	04/19/22	TJW
Aniline	ND		ug/Kg	270	1	287577	04/15/22	04/19/22	TJW
bis(2-Chloroethyl)ether	ND		ug/Kg	1,300	1	287577	04/15/22	04/19/22	TJW
2-Chlorophenol	ND		ug/Kg	270	1	287577	04/15/22	04/19/22	TJW
1,3-Dichlorobenzene	ND		ug/Kg	270	1	287577	04/15/22	04/19/22	TJW
1,4-Dichlorobenzene	ND		ug/Kg	270	1	287577	04/15/22	04/19/22	TJW
Benzyl alcohol	ND		ug/Kg	270	1	287577	04/15/22	04/19/22	TJW
1,2-Dichlorobenzene	ND		ug/Kg	270	1	287577	04/15/22	04/19/22	TJW
2-Methylphenol	ND		ug/Kg	270	1	287577	04/15/22	04/19/22	TJW
bis(2-Chloroisopropyl) ether	ND		ug/Kg	270	1	287577	04/15/22	04/19/22	TJW
3-,4-Methylphenol	ND		ug/Kg	440	1	287577	04/15/22	04/19/22	TJW
N-Nitroso-di-n-propylamine	ND		ug/Kg	270	1	287577	04/15/22	04/19/22	TJW
Hexachloroethane	ND		ug/Kg	270	1	287577	04/15/22	04/19/22	TJW
Nitrobenzene	ND		ug/Kg	1,300	1	287577	04/15/22	04/19/22	TJW
Isophorone	ND		ug/Kg	270	1	287577	04/15/22	04/19/22	TJW
2-Nitrophenol	ND		ug/Kg	270	1	287577	04/15/22	04/19/22	TJW
2,4-Dimethylphenol	ND		ug/Kg	270	1	287577	04/15/22	04/19/22	TJW
Benzoic acid	ND		ug/Kg	1,300	1	287577	04/15/22	04/19/22	TJW
bis(2-Chloroethoxy)methane	ND		ug/Kg	270	1	287577	04/15/22	04/19/22	TJW
2,4-Dichlorophenol	ND		ug/Kg	270	1	287577	04/15/22	04/19/22	TJW
1,2,4-Trichlorobenzene	ND		ug/Kg	270	1	287577	04/15/22	04/19/22	TJW
Naphthalene	ND		ug/Kg	270	1	287577	04/15/22	04/19/22	TJW
4-Chloroaniline	ND		ug/Kg	270	1	287577	04/15/22	04/19/22	TJW
Hexachlorobutadiene	ND		ug/Kg	270	1	287577	04/15/22	04/19/22	TJW
4-Chloro-3-methylphenol	ND		ug/Kg	270	1	287577	04/15/22	04/19/22	TJW
2-Methylnaphthalene	ND		ug/Kg	270	1	287577	04/15/22	04/19/22	TJW

Results for any subcontracted analyses are not included in this section.

ENTHALPY ANALYTICAL

Analysis Results for 461330

461330-037 Analyte	Result	Qual	Units	RL	DF	Batch	Prepared	Analyzed	Chemist
Hexachlorocyclopentadiene	ND		ug/Kg	1,300	1	287577	04/15/22	04/19/22	TJW
2,4,6-Trichlorophenol	ND		ug/Kg	270	1	287577	04/15/22	04/19/22	TJW
2,4,5-Trichlorophenol	ND		ug/Kg	270	1	287577	04/15/22	04/19/22	TJW
2-Chloronaphthalene	ND		ug/Kg	270	1	287577	04/15/22	04/19/22	TJW
2-Nitroaniline	ND		ug/Kg	270	1	287577	04/15/22	04/19/22	TJW
Dimethylphthalate	ND		ug/Kg	270	1	287577	04/15/22	04/19/22	TJW
Acenaphthylene	ND		ug/Kg	270	1	287577	04/15/22	04/19/22	TJW
2,6-Dinitrotoluene	ND		ug/Kg	270	1	287577	04/15/22	04/19/22	TJW
3-Nitroaniline	ND		ug/Kg	270	1	287577	04/15/22	04/19/22	TJW
Acenaphthene	ND		ug/Kg	270	1	287577	04/15/22	04/19/22	TJW
2,4-Dinitrophenol	ND		ug/Kg	1,300	1	287577	04/15/22	04/19/22	TJW
4-Nitrophenol	ND		ug/Kg	270	1	287577	04/15/22	04/19/22	TJW
Dibenzofuran	ND		ug/Kg	270	1	287577	04/15/22	04/19/22	TJW
2,4-Dinitrotoluene	ND		ug/Kg	270	1	287577	04/15/22	04/19/22	TJW
Diethylphthalate	ND		ug/Kg	270	1	287577	04/15/22	04/19/22	TJW
Fluorene	ND		ug/Kg	270	1	287577	04/15/22	04/19/22	TJW
4-Chlorophenyl-phenylether	ND		ug/Kg	270	1	287577	04/15/22	04/19/22	TJW
4-Nitroaniline	ND		ug/Kg	270	1	287577	04/15/22	04/19/22	TJW
4,6-Dinitro-2-methylphenol	ND		ug/Kg	270	1	287577	04/15/22	04/19/22	TJW
N-Nitrosodiphenylamine	ND		ug/Kg	270	1	287577	04/15/22	04/19/22	TJW
1,2-diphenylhydrazine (as azobenzene)	ND		ug/Kg	270	1	287577	04/15/22	04/19/22	TJW
4-Bromophenyl-phenylether	ND		ug/Kg	270	1	287577	04/15/22	04/19/22	TJW
Hexachlorobenzene	ND		ug/Kg	270	1	287577	04/15/22	04/19/22	TJW
Pentachlorophenol	ND		ug/Kg	1,300	1	287577	04/15/22	04/19/22	TJW
Phenanthrene	ND		ug/Kg	270	1	287577	04/15/22	04/19/22	TJW
Anthracene	ND		ug/Kg	270	1	287577	04/15/22	04/19/22	TJW
Di-n-butylphthalate	ND		ug/Kg	270	1	287577	04/15/22	04/19/22	TJW
Fluoranthene	ND		ug/Kg	270	1	287577	04/15/22	04/19/22	TJW
Benzidine	ND		ug/Kg	1,300	1	287577	04/15/22	04/19/22	TJW
Pyrene	ND		ug/Kg	270	1	287577	04/15/22	04/19/22	TJW
Butylbenzylphthalate	ND		ug/Kg	270	1	287577	04/15/22	04/19/22	TJW
3,3'-Dichlorobenzidine	ND		ug/Kg	1,300	1	287577	04/15/22	04/19/22	TJW
Benzo(a)anthracene	ND		ug/Kg	270	1	287577	04/15/22	04/19/22	TJW
Chrysene	ND		ug/Kg	270	1	287577	04/15/22	04/19/22	TJW
bis(2-Ethylhexyl)phthalate	ND		ug/Kg	270	1	287577	04/15/22	04/19/22	TJW
Di-n-octylphthalate	ND		ug/Kg	270	1	287577	04/15/22	04/19/22	TJW
Benzo(b)fluoranthene	ND		ug/Kg	270	1	287577	04/15/22	04/19/22	TJW
Benzo(k)fluoranthene	ND		ug/Kg	270	1	287577	04/15/22	04/19/22	TJW
Benzo(a)pyrene	ND		ug/Kg	270	1	287577	04/15/22	04/19/22	TJW
Indeno(1,2,3-cd)pyrene	ND		ug/Kg	270	1	287577	04/15/22	04/19/22	TJW
Dibenz(a,h)anthracene	ND		ug/Kg	270	1	287577	04/15/22	04/19/22	TJW
Benzo(g,h,i)perylene	ND		ug/Kg	270	1	287577	04/15/22	04/19/22	TJW
Surrogates				**Limits**					
2-Fluorophenol	74%		%REC	29-120	1	287577	04/15/22	04/19/22	TJW
Phenol-d6	75%		%REC	30-120	1	287577	04/15/22	04/19/22	TJW
2,4,6-Tribromophenol	77%		%REC	32-120	1	287577	04/15/22	04/19/22	TJW

Results for any subcontracted analyses are not included in this section.

ENTHALPY ANALYTICAL

Analysis Results for 461330

461330-037 Analyte	Result	Qual	Units	RL	DF	Batch	Prepared	Analyzed	Chemist
Nitrobenzene-d5	62%		%REC	33-120	1	287577	04/15/22	04/19/22	TJW
2-Fluorobiphenyl	67%		%REC	39-120	1	287577	04/15/22	04/19/22	TJW
Terphenyl-d14	82%		%REC	44-125	1	287577	04/15/22	04/19/22	TJW

Results for any subcontracted analyses are not included in this section.

ENTHALPY ANALYTICAL

Analysis Results for 461330

Sample ID: SSJ-12-2.5	Lab ID: 461330-038	Collected: 04/12/22 16:40
	Matrix: Soil	Basis: Dry

461330-038 Analyte	Result	Qual	Units	RL	DF	Batch	Prepared	Analyzed	Chemist
Method: ASTM D2216 Prep Method: METHOD									
Moisture, Percent	**9**		%	1	1	287756	04/19/22	04/19/22	DNA
Method: EPA 6010B Prep Method: EPA 3050B									
Antimony	ND		mg/Kg	2.9	0.87	287694	04/18/22	04/18/22	SBW
Arsenic	**5.4**		mg/Kg	0.96	0.87	287694	04/18/22	04/18/22	SBW
Barium	**210**		mg/Kg	0.96	0.87	287694	04/18/22	04/18/22	SBW
Beryllium	ND		mg/Kg	0.48	0.87	287694	04/18/22	04/18/22	SBW
Cadmium	ND		mg/Kg	0.48	0.87	287694	04/18/22	04/18/22	SBW
Chromium	**37**		mg/Kg	0.96	0.87	287694	04/18/22	04/18/22	SBW
Cobalt	**6.9**		mg/Kg	0.48	0.87	287694	04/18/22	04/18/22	SBW
Copper	**30**		mg/Kg	0.96	0.87	287694	04/18/22	04/18/22	SBW
Lead	**44**		mg/Kg	0.96	0.87	287694	04/18/22	04/18/22	SBW
Molybdenum	ND		mg/Kg	0.96	0.87	287694	04/18/22	04/18/22	SBW
Nickel	**54**		mg/Kg	0.96	0.87	287694	04/18/22	04/18/22	SBW
Selenium	ND		mg/Kg	2.9	0.87	287694	04/18/22	04/18/22	SBW
Silver	ND		mg/Kg	0.48	0.87	287694	04/18/22	04/18/22	SBW
Thallium	ND		mg/Kg	2.9	0.87	287694	04/18/22	04/18/22	SBW
Vanadium	**32**		mg/Kg	0.96	0.87	287694	04/18/22	04/18/22	SBW
Zinc	**54**		mg/Kg	4.8	0.87	287694	04/18/22	04/18/22	SBW
Method: EPA 7471A Prep Method: METHOD									
Mercury	ND		mg/Kg	0.16	1.1	287672	04/15/22	04/18/22	SBW
Method: EPA 8015M Prep Method: EPA 3580									
DRO C10-C28	**12**		mg/Kg	11	1	287559	04/14/22	04/16/22	MES
ORO C28-C44	ND		mg/Kg	22	1	287559	04/14/22	04/16/22	MES
Surrogates				**Limits**					
n-Triacontane	99%		%REC	70-130	1	287559	04/14/22	04/16/22	MES
Method: EPA 8260B Prep Method: EPA 5030B									
TPH Gasoline	**120**		ug/Kg	110	1	287475	04/14/22	04/14/22	RAO
Freon 12	ND		ug/Kg	5.5	1	287475	04/14/22	04/14/22	RAO
Chloromethane	ND		ug/Kg	5.5	1	287475	04/14/22	04/14/22	RAO
Vinyl Chloride	ND		ug/Kg	5.5	1	287475	04/14/22	04/14/22	RAO
Bromomethane	ND		ug/Kg	5.5	1	287475	04/14/22	04/14/22	RAO
Chloroethane	ND		ug/Kg	5.5	1	287475	04/14/22	04/14/22	RAO
Trichlorofluoromethane	ND		ug/Kg	5.5	1	287475	04/14/22	04/14/22	RAO
Acetone	ND		ug/Kg	110	1	287475	04/14/22	04/14/22	RAO
Freon 113	ND		ug/Kg	5.5	1	287475	04/14/22	04/14/22	RAO
1,1-Dichloroethene	ND		ug/Kg	5.5	1	287475	04/14/22	04/14/22	RAO

Results for any subcontracted analyses are not included in this section.

ENTHALPY ANALYTICAL

Analysis Results for 461330

461330-038 Analyte	Result	Qual	Units	RL	DF	Batch	Prepared	Analyzed	Chemist
Methylene Chloride	ND		ug/Kg	5.5	1	287475	04/14/22	04/14/22	RAO
MTBE	ND		ug/Kg	5.5	1	287475	04/14/22	04/14/22	RAO
trans-1,2-Dichloroethene	ND		ug/Kg	5.5	1	287475	04/14/22	04/14/22	RAO
1,1-Dichloroethane	ND		ug/Kg	5.5	1	287475	04/14/22	04/14/22	RAO
2-Butanone	ND		ug/Kg	110	1	287475	04/14/22	04/14/22	RAO
cis-1,2-Dichloroethene	ND		ug/Kg	5.5	1	287475	04/14/22	04/14/22	RAO
2,2-Dichloropropane	ND		ug/Kg	5.5	1	287475	04/14/22	04/14/22	RAO
Chloroform	ND		ug/Kg	5.5	1	287475	04/14/22	04/14/22	RAO
Bromochloromethane	ND		ug/Kg	5.5	1	287475	04/14/22	04/14/22	RAO
1,1,1-Trichloroethane	ND		ug/Kg	5.5	1	287475	04/14/22	04/14/22	RAO
1,1-Dichloropropene	ND		ug/Kg	5.5	1	287475	04/14/22	04/14/22	RAO
Carbon Tetrachloride	ND		ug/Kg	5.5	1	287475	04/14/22	04/14/22	RAO
1,2-Dichloroethane	ND		ug/Kg	5.5	1	287475	04/14/22	04/14/22	RAO
Benzene	ND		ug/Kg	5.5	1	287475	04/14/22	04/14/22	RAO
Trichloroethene	ND		ug/Kg	5.5	1	287475	04/14/22	04/14/22	RAO
1,2-Dichloropropane	ND		ug/Kg	5.5	1	287475	04/14/22	04/14/22	RAO
Bromodichloromethane	ND		ug/Kg	5.5	1	287475	04/14/22	04/14/22	RAO
Dibromomethane	ND		ug/Kg	5.5	1	287475	04/14/22	04/14/22	RAO
4-Methyl-2-Pentanone	ND		ug/Kg	5.5	1	287475	04/14/22	04/14/22	RAO
cis-1,3-Dichloropropene	ND		ug/Kg	5.5	1	287475	04/14/22	04/14/22	RAO
Toluene	ND		ug/Kg	5.5	1	287475	04/14/22	04/14/22	RAO
trans-1,3-Dichloropropene	ND		ug/Kg	5.5	1	287475	04/14/22	04/14/22	RAO
1,1,2-Trichloroethane	ND		ug/Kg	5.5	1	287475	04/14/22	04/14/22	RAO
1,3-Dichloropropane	ND		ug/Kg	5.5	1	287475	04/14/22	04/14/22	RAO
Tetrachloroethene	ND		ug/Kg	5.5	1	287475	04/14/22	04/14/22	RAO
Dibromochloromethane	ND		ug/Kg	5.5	1	287475	04/14/22	04/14/22	RAO
1,2-Dibromoethane	ND		ug/Kg	5.5	1	287475	04/14/22	04/14/22	RAO
Chlorobenzene	ND		ug/Kg	5.5	1	287475	04/14/22	04/14/22	RAO
1,1,1,2-Tetrachloroethane	ND		ug/Kg	5.5	1	287475	04/14/22	04/14/22	RAO
Ethylbenzene	ND		ug/Kg	5.5	1	287475	04/14/22	04/14/22	RAO
m,p-Xylenes	ND		ug/Kg	11	1	287475	04/14/22	04/14/22	RAO
o-Xylene	ND		ug/Kg	5.5	1	287475	04/14/22	04/14/22	RAO
Styrene	ND		ug/Kg	5.5	1	287475	04/14/22	04/14/22	RAO
Bromoform	ND		ug/Kg	5.5	1	287475	04/14/22	04/14/22	RAO
Isopropylbenzene	ND		ug/Kg	5.5	1	287475	04/14/22	04/14/22	RAO
1,1,2,2-Tetrachloroethane	ND		ug/Kg	5.5	1	287475	04/14/22	04/14/22	RAO
1,2,3-Trichloropropane	ND		ug/Kg	5.5	1	287475	04/14/22	04/14/22	RAO
Propylbenzene	ND		ug/Kg	5.5	1	287475	04/14/22	04/14/22	RAO
Bromobenzene	ND		ug/Kg	5.5	1	287475	04/14/22	04/14/22	RAO
1,3,5-Trimethylbenzene	ND		ug/Kg	5.5	1	287475	04/14/22	04/14/22	RAO
2-Chlorotoluene	ND		ug/Kg	5.5	1	287475	04/14/22	04/14/22	RAO
4-Chlorotoluene	ND		ug/Kg	5.5	1	287475	04/14/22	04/14/22	RAO
tert-Butylbenzene	ND		ug/Kg	5.5	1	287475	04/14/22	04/14/22	RAO
1,2,4-Trimethylbenzene	ND		ug/Kg	5.5	1	287475	04/14/22	04/14/22	RAO
sec-Butylbenzene	ND		ug/Kg	5.5	1	287475	04/14/22	04/14/22	RAO
para-Isopropyl Toluene	ND		ug/Kg	5.5	1	287475	04/14/22	04/14/22	RAO

Results for any subcontracted analyses are not included in this section.

ENTHALPY ANALYTICAL

Analysis Results for 461330

461330-038 Analyte	Result	Qual	Units	RL	DF	Batch	Prepared	Analyzed	Chemist
1,3-Dichlorobenzene	ND		ug/Kg	5.5	1	287475	04/14/22	04/14/22	RAO
1,4-Dichlorobenzene	ND		ug/Kg	5.5	1	287475	04/14/22	04/14/22	RAO
n-Butylbenzene	ND		ug/Kg	5.5	1	287475	04/14/22	04/14/22	RAO
1,2-Dichlorobenzene	ND		ug/Kg	5.5	1	287475	04/14/22	04/14/22	RAO
1,2-Dibromo-3-Chloropropane	ND		ug/Kg	5.5	1	287475	04/14/22	04/14/22	RAO
1,2,4-Trichlorobenzene	ND		ug/Kg	5.5	1	287475	04/14/22	04/14/22	RAO
Hexachlorobutadiene	ND		ug/Kg	5.5	1	287475	04/14/22	04/14/22	RAO
Naphthalene	ND		ug/Kg	5.5	1	287475	04/14/22	04/14/22	RAO
1,2,3-Trichlorobenzene	ND		ug/Kg	5.5	1	287475	04/14/22	04/14/22	RAO
Surrogates				**Limits**					
Dibromofluoromethane	103%		%REC	70-145	1	287475	04/14/22	04/14/22	RAO
1,2-Dichloroethane-d4	110%		%REC	70-145	1	287475	04/14/22	04/14/22	RAO
Toluene-d8	98%		%REC	70-145	1	287475	04/14/22	04/14/22	RAO
Bromofluorobenzene	95%		%REC	70-145	1	287475	04/14/22	04/14/22	RAO
Method: EPA 8270C Prep Method: EPA 3546									
Carbazole	ND		ug/Kg	270	1	287577	04/15/22	04/19/22	TJW
1-Methylnaphthalene	ND		ug/Kg	270	1	287577	04/15/22	04/19/22	TJW
Pyridine	ND		ug/Kg	270	1	287577	04/15/22	04/19/22	TJW
N-Nitrosodimethylamine	ND		ug/Kg	270	1	287577	04/15/22	04/19/22	TJW
Phenol	ND		ug/Kg	270	1	287577	04/15/22	04/19/22	TJW
Aniline	ND		ug/Kg	270	1	287577	04/15/22	04/19/22	TJW
bis(2-Chloroethyl)ether	ND		ug/Kg	1,300	1	287577	04/15/22	04/19/22	TJW
2-Chlorophenol	ND		ug/Kg	270	1	287577	04/15/22	04/19/22	TJW
1,3-Dichlorobenzene	ND		ug/Kg	270	1	287577	04/15/22	04/19/22	TJW
1,4-Dichlorobenzene	ND		ug/Kg	270	1	287577	04/15/22	04/19/22	TJW
Benzyl alcohol	ND		ug/Kg	270	1	287577	04/15/22	04/19/22	TJW
1,2-Dichlorobenzene	ND		ug/Kg	270	1	287577	04/15/22	04/19/22	TJW
2-Methylphenol	ND		ug/Kg	270	1	287577	04/15/22	04/19/22	TJW
bis(2-Chloroisopropyl) ether	ND		ug/Kg	270	1	287577	04/15/22	04/19/22	TJW
3-,4-Methylphenol	ND		ug/Kg	440	1	287577	04/15/22	04/19/22	TJW
N-Nitroso-di-n-propylamine	ND		ug/Kg	270	1	287577	04/15/22	04/19/22	TJW
Hexachloroethane	ND		ug/Kg	270	1	287577	04/15/22	04/19/22	TJW
Nitrobenzene	ND		ug/Kg	1,300	1	287577	04/15/22	04/19/22	TJW
Isophorone	ND		ug/Kg	270	1	287577	04/15/22	04/19/22	TJW
2-Nitrophenol	ND		ug/Kg	270	1	287577	04/15/22	04/19/22	TJW
2,4-Dimethylphenol	ND		ug/Kg	270	1	287577	04/15/22	04/19/22	TJW
Benzoic acid	ND		ug/Kg	1,300	1	287577	04/15/22	04/19/22	TJW
bis(2-Chloroethoxy)methane	ND		ug/Kg	270	1	287577	04/15/22	04/19/22	TJW
2,4-Dichlorophenol	ND		ug/Kg	270	1	287577	04/15/22	04/19/22	TJW
1,2,4-Trichlorobenzene	ND		ug/Kg	270	1	287577	04/15/22	04/19/22	TJW
Naphthalene	ND		ug/Kg	270	1	287577	04/15/22	04/19/22	TJW
4-Chloroaniline	ND		ug/Kg	270	1	287577	04/15/22	04/19/22	TJW
Hexachlorobutadiene	ND		ug/Kg	270	1	287577	04/15/22	04/19/22	TJW
4-Chloro-3-methylphenol	ND		ug/Kg	270	1	287577	04/15/22	04/19/22	TJW
2-Methylnaphthalene	ND		ug/Kg	270	1	287577	04/15/22	04/19/22	TJW

Results for any subcontracted analyses are not included in this section.

ENTHALPY ANALYTICAL

Analysis Results for 461330

461330-038 Analyte	Result	Qual	Units	RL	DF	Batch	Prepared	Analyzed	Chemist
Hexachlorocyclopentadiene	ND		ug/Kg	1,300	1	287577	04/15/22	04/19/22	TJW
2,4,6-Trichlorophenol	ND		ug/Kg	270	1	287577	04/15/22	04/19/22	TJW
2,4,5-Trichlorophenol	ND		ug/Kg	270	1	287577	04/15/22	04/19/22	TJW
2-Chloronaphthalene	ND		ug/Kg	270	1	287577	04/15/22	04/19/22	TJW
2-Nitroaniline	ND		ug/Kg	270	1	287577	04/15/22	04/19/22	TJW
Dimethylphthalate	ND		ug/Kg	270	1	287577	04/15/22	04/19/22	TJW
Acenaphthylene	ND		ug/Kg	270	1	287577	04/15/22	04/19/22	TJW
2,6-Dinitrotoluene	ND		ug/Kg	270	1	287577	04/15/22	04/19/22	TJW
3-Nitroaniline	ND		ug/Kg	270	1	287577	04/15/22	04/19/22	TJW
Acenaphthene	ND		ug/Kg	270	1	287577	04/15/22	04/19/22	TJW
2,4-Dinitrophenol	ND		ug/Kg	1,300	1	287577	04/15/22	04/19/22	TJW
4-Nitrophenol	ND		ug/Kg	270	1	287577	04/15/22	04/19/22	TJW
Dibenzofuran	ND		ug/Kg	270	1	287577	04/15/22	04/19/22	TJW
2,4-Dinitrotoluene	ND		ug/Kg	270	1	287577	04/15/22	04/19/22	TJW
Diethylphthalate	ND		ug/Kg	270	1	287577	04/15/22	04/19/22	TJW
Fluorene	ND		ug/Kg	270	1	287577	04/15/22	04/19/22	TJW
4-Chlorophenyl-phenylether	ND		ug/Kg	270	1	287577	04/15/22	04/19/22	TJW
4-Nitroaniline	ND		ug/Kg	270	1	287577	04/15/22	04/19/22	TJW
4,6-Dinitro-2-methylphenol	ND		ug/Kg	270	1	287577	04/15/22	04/19/22	TJW
N-Nitrosodiphenylamine	ND		ug/Kg	270	1	287577	04/15/22	04/19/22	TJW
1,2-diphenylhydrazine (as azobenzene)	ND		ug/Kg	270	1	287577	04/15/22	04/19/22	TJW
4-Bromophenyl-phenylether	ND		ug/Kg	270	1	287577	04/15/22	04/19/22	TJW
Hexachlorobenzene	ND		ug/Kg	270	1	287577	04/15/22	04/19/22	TJW
Pentachlorophenol	ND		ug/Kg	1,300	1	287577	04/15/22	04/19/22	TJW
Phenanthrene	ND		ug/Kg	270	1	287577	04/15/22	04/19/22	TJW
Anthracene	ND		ug/Kg	270	1	287577	04/15/22	04/19/22	TJW
Di-n-butylphthalate	ND		ug/Kg	270	1	287577	04/15/22	04/19/22	TJW
Fluoranthene	ND		ug/Kg	270	1	287577	04/15/22	04/19/22	TJW
Benzidine	ND		ug/Kg	1,300	1	287577	04/15/22	04/19/22	TJW
Pyrene	ND		ug/Kg	270	1	287577	04/15/22	04/19/22	TJW
Butylbenzylphthalate	ND		ug/Kg	270	1	287577	04/15/22	04/19/22	TJW
3,3'-Dichlorobenzidine	ND		ug/Kg	1,300	1	287577	04/15/22	04/19/22	TJW
Benzo(a)anthracene	ND		ug/Kg	270	1	287577	04/15/22	04/19/22	TJW
Chrysene	ND		ug/Kg	270	1	287577	04/15/22	04/19/22	TJW
bis(2-Ethylhexyl)phthalate	ND		ug/Kg	270	1	287577	04/15/22	04/19/22	TJW
Di-n-octylphthalate	ND		ug/Kg	270	1	287577	04/15/22	04/19/22	TJW
Benzo(b)fluoranthene	ND		ug/Kg	270	1	287577	04/15/22	04/19/22	TJW
Benzo(k)fluoranthene	ND		ug/Kg	270	1	287577	04/15/22	04/19/22	TJW
Benzo(a)pyrene	ND		ug/Kg	270	1	287577	04/15/22	04/19/22	TJW
Indeno(1,2,3-cd)pyrene	ND		ug/Kg	270	1	287577	04/15/22	04/19/22	TJW
Dibenz(a,h)anthracene	ND		ug/Kg	270	1	287577	04/15/22	04/19/22	TJW
Benzo(g,h,i)perylene	ND		ug/Kg	270	1	287577	04/15/22	04/19/22	TJW
Surrogates				**Limits**					
2-Fluorophenol	75%		%REC	29-120	1	287577	04/15/22	04/19/22	TJW
Phenol-d6	77%		%REC	30-120	1	287577	04/15/22	04/19/22	TJW
2,4,6-Tribromophenol	78%		%REC	32-120	1	287577	04/15/22	04/19/22	TJW

Results for any subcontracted analyses are not included in this section.

Analysis Results for 461330

461330-038 Analyte	Result	Qual	Units	RL	DF	Batch	Prepared	Analyzed	Chemist
Nitrobenzene-d5	64%		%REC	33-120	1	287577	04/15/22	04/19/22	TJW
2-Fluorobiphenyl	68%		%REC	39-120	1	287577	04/15/22	04/19/22	TJW
Terphenyl-d14	77%		%REC	44-125	1	287577	04/15/22	04/19/22	TJW

Results for any subcontracted analyses are not included in this section.

ENTHALPY ANALYTICAL

Analysis Results for 461330

Sample ID: SSJ-12-5	Lab ID: 461330-039	Collected: 04/12/22 16:45
	Matrix: Soil	Basis: Dry

461330-039 Analyte	Result	Qual	Units	RL	DF	Batch	Prepared	Analyzed	Chemist
Method: ASTM D2216 Prep Method: METHOD									
Moisture, Percent	**27**		%	1	1	287756	04/19/22	04/19/22	DNA
Method: EPA 6010B Prep Method: EPA 3050B									
Antimony	ND		mg/Kg	3.6	0.88	287694	04/18/22	04/18/22	SBW
Arsenic	**11**		mg/Kg	1.2	0.88	287694	04/18/22	04/18/22	SBW
Barium	**640**		mg/Kg	1.2	0.88	287694	04/18/22	04/18/22	SBW
Beryllium	ND		mg/Kg	0.61	0.88	287694	04/18/22	04/18/22	SBW
Cadmium	ND		mg/Kg	0.61	0.88	287694	04/18/22	04/18/22	SBW
Chromium	**86**		mg/Kg	1.2	0.88	287694	04/18/22	04/18/22	SBW
Cobalt	**18**		mg/Kg	0.61	0.88	287694	04/18/22	04/18/22	SBW
Copper	**1,200**		mg/Kg	1.2	0.88	287694	04/18/22	04/18/22	SBW
Lead	**150**		mg/Kg	1.2	0.88	287694	04/18/22	04/18/22	SBW
Molybdenum	**1.7**		mg/Kg	1.2	0.88	287694	04/18/22	04/18/22	SBW
Nickel	**190**		mg/Kg	1.2	0.88	287694	04/18/22	04/18/22	SBW
Selenium	ND		mg/Kg	3.6	0.88	287694	04/18/22	04/18/22	SBW
Silver	ND		mg/Kg	0.61	0.88	287694	04/18/22	04/18/22	SBW
Thallium	ND		mg/Kg	3.6	0.88	287694	04/18/22	04/18/22	SBW
Vanadium	**38**		mg/Kg	1.2	0.88	287694	04/18/22	04/18/22	SBW
Zinc	**760**		mg/Kg	6.1	0.88	287694	04/18/22	04/18/22	SBW
Method: EPA 7471A Prep Method: METHOD									
Mercury	**0.29**		mg/Kg	0.19	1	287672	04/15/22	04/18/22	SBW
Method: EPA 8015M Prep Method: EPA 3580									
DRO C10-C28	ND		mg/Kg	680	50	287559	04/14/22	04/16/22	MES
ORO C28-C44	ND		mg/Kg	1,400	50	287559	04/14/22	04/16/22	MES
Surrogates				**Limits**					
n-Triacontane		DO	%REC	70-130	50	287559	04/14/22	04/16/22	MES
Method: EPA 8260B Prep Method: EPA 5030B									
TPH Gasoline	**3,000**		ug/Kg	680	5	287581	04/15/22	04/15/22	RAO
Freon 12	ND		ug/Kg	34	5	287581	04/15/22	04/15/22	RAO
Chloromethane	ND		ug/Kg	34	5	287581	04/15/22	04/15/22	RAO
Vinyl Chloride	ND		ug/Kg	34	5	287581	04/15/22	04/15/22	RAO
Bromomethane	ND		ug/Kg	34	5	287581	04/15/22	04/15/22	RAO
Chloroethane	ND		ug/Kg	34	5	287581	04/15/22	04/15/22	RAO
Trichlorofluoromethane	ND		ug/Kg	34	5	287581	04/15/22	04/15/22	RAO
Acetone	ND		ug/Kg	680	5	287581	04/15/22	04/15/22	RAO
Freon 113	ND		ug/Kg	34	5	287581	04/15/22	04/15/22	RAO
1,1-Dichloroethene	ND		ug/Kg	34	5	287581	04/15/22	04/15/22	RAO

Results for any subcontracted analyses are not included in this section.

ENTHALPY ANALYTICAL

Analysis Results for 461330

461330-039 Analyte	Result	Qual	Units	RL	DF	Batch	Prepared	Analyzed	Chemist
Methylene Chloride	ND		ug/Kg	34	5	287581	04/15/22	04/15/22	RAO
MTBE	ND		ug/Kg	34	5	287581	04/15/22	04/15/22	RAO
trans-1,2-Dichloroethene	ND		ug/Kg	34	5	287581	04/15/22	04/15/22	RAO
1,1-Dichloroethane	ND		ug/Kg	34	5	287581	04/15/22	04/15/22	RAO
2-Butanone	ND		ug/Kg	680	5	287581	04/15/22	04/15/22	RAO
cis-1,2-Dichloroethene	ND		ug/Kg	34	5	287581	04/15/22	04/15/22	RAO
2,2-Dichloropropane	ND		ug/Kg	34	5	287581	04/15/22	04/15/22	RAO
Chloroform	ND		ug/Kg	34	5	287581	04/15/22	04/15/22	RAO
Bromochloromethane	ND		ug/Kg	34	5	287581	04/15/22	04/15/22	RAO
1,1,1-Trichloroethane	ND		ug/Kg	34	5	287581	04/15/22	04/15/22	RAO
1,1-Dichloropropene	ND		ug/Kg	34	5	287581	04/15/22	04/15/22	RAO
Carbon Tetrachloride	ND		ug/Kg	34	5	287581	04/15/22	04/15/22	RAO
1,2-Dichloroethane	ND		ug/Kg	34	5	287581	04/15/22	04/15/22	RAO
Benzene	ND		ug/Kg	34	5	287581	04/15/22	04/15/22	RAO
Trichloroethene	ND		ug/Kg	34	5	287581	04/15/22	04/15/22	RAO
1,2-Dichloropropane	ND		ug/Kg	34	5	287581	04/15/22	04/15/22	RAO
Bromodichloromethane	ND		ug/Kg	34	5	287581	04/15/22	04/15/22	RAO
Dibromomethane	ND		ug/Kg	34	5	287581	04/15/22	04/15/22	RAO
4-Methyl-2-Pentanone	ND		ug/Kg	34	5	287581	04/15/22	04/15/22	RAO
cis-1,3-Dichloropropene	ND		ug/Kg	34	5	287581	04/15/22	04/15/22	RAO
Toluene	ND		ug/Kg	34	5	287581	04/15/22	04/15/22	RAO
trans-1,3-Dichloropropene	ND		ug/Kg	34	5	287581	04/15/22	04/15/22	RAO
1,1,2-Trichloroethane	ND		ug/Kg	34	5	287581	04/15/22	04/15/22	RAO
1,3-Dichloropropane	ND		ug/Kg	34	5	287581	04/15/22	04/15/22	RAO
Tetrachloroethene	ND		ug/Kg	34	5	287581	04/15/22	04/15/22	RAO
Dibromochloromethane	ND		ug/Kg	34	5	287581	04/15/22	04/15/22	RAO
1,2-Dibromoethane	ND		ug/Kg	34	5	287581	04/15/22	04/15/22	RAO
Chlorobenzene	ND		ug/Kg	34	5	287581	04/15/22	04/15/22	RAO
1,1,1,2-Tetrachloroethane	ND		ug/Kg	34	5	287581	04/15/22	04/15/22	RAO
Ethylbenzene	ND		ug/Kg	34	5	287581	04/15/22	04/15/22	RAO
m,p-Xylenes	ND		ug/Kg	68	5	287581	04/15/22	04/15/22	RAO
o-Xylene	ND		ug/Kg	34	5	287581	04/15/22	04/15/22	RAO
Styrene	ND		ug/Kg	34	5	287581	04/15/22	04/15/22	RAO
Bromoform	ND		ug/Kg	34	5	287581	04/15/22	04/15/22	RAO
Isopropylbenzene	ND		ug/Kg	34	5	287581	04/15/22	04/15/22	RAO
1,1,2,2-Tetrachloroethane	ND		ug/Kg	34	5	287581	04/15/22	04/15/22	RAO
1,2,3-Trichloropropane	ND		ug/Kg	34	5	287581	04/15/22	04/15/22	RAO
Propylbenzene	ND		ug/Kg	34	5	287581	04/15/22	04/15/22	RAO
Bromobenzene	ND		ug/Kg	34	5	287581	04/15/22	04/15/22	RAO
1,3,5-Trimethylbenzene	ND		ug/Kg	34	5	287581	04/15/22	04/15/22	RAO
2-Chlorotoluene	ND		ug/Kg	34	5	287581	04/15/22	04/15/22	RAO
4-Chlorotoluene	ND		ug/Kg	34	5	287581	04/15/22	04/15/22	RAO
tert-Butylbenzene	ND		ug/Kg	34	5	287581	04/15/22	04/15/22	RAO
1,2,4-Trimethylbenzene	ND		ug/Kg	34	5	287581	04/15/22	04/15/22	RAO
sec-Butylbenzene	ND		ug/Kg	34	5	287581	04/15/22	04/15/22	RAO
para-Isopropyl Toluene	ND		ug/Kg	34	5	287581	04/15/22	04/15/22	RAO

Results for any subcontracted analyses are not included in this section.

ENTHALPY ANALYTICAL

Analysis Results for 461330

461330-039 Analyte	Result	Qual	Units	RL	DF	Batch	Prepared	Analyzed	Chemist
1,3-Dichlorobenzene	ND		ug/Kg	34	5	287581	04/15/22	04/15/22	RAO
1,4-Dichlorobenzene	ND		ug/Kg	34	5	287581	04/15/22	04/15/22	RAO
n-Butylbenzene	ND		ug/Kg	34	5	287581	04/15/22	04/15/22	RAO
1,2-Dichlorobenzene	ND		ug/Kg	34	5	287581	04/15/22	04/15/22	RAO
1,2-Dibromo-3-Chloropropane	ND		ug/Kg	34	5	287581	04/15/22	04/15/22	RAO
1,2,4-Trichlorobenzene	ND		ug/Kg	34	5	287581	04/15/22	04/15/22	RAO
Hexachlorobutadiene	ND		ug/Kg	34	5	287581	04/15/22	04/15/22	RAO
Naphthalene	ND		ug/Kg	34	5	287581	04/15/22	04/15/22	RAO
1,2,3-Trichlorobenzene	ND		ug/Kg	34	5	287581	04/15/22	04/15/22	RAO
Surrogates				**Limits**					
Dibromofluoromethane	98%		%REC	70-145	5	287581	04/15/22	04/15/22	RAO
1,2-Dichloroethane-d4	107%		%REC	70-145	5	287581	04/15/22	04/15/22	RAO
Toluene-d8	100%		%REC	70-145	5	287581	04/15/22	04/15/22	RAO
Bromofluorobenzene	98%		%REC	70-145	5	287581	04/15/22	04/15/22	RAO
Method: EPA 8270C Prep Method: EPA 3546									
Carbazole	ND		ug/Kg	68,000	200	287577	04/15/22	04/19/22	TJW
1-Methylnaphthalene	ND		ug/Kg	68,000	200	287577	04/15/22	04/19/22	TJW
Pyridine	ND		ug/Kg	68,000	200	287577	04/15/22	04/19/22	TJW
N-Nitrosodimethylamine	ND		ug/Kg	68,000	200	287577	04/15/22	04/19/22	TJW
Phenol	ND		ug/Kg	68,000	200	287577	04/15/22	04/19/22	TJW
Aniline	ND		ug/Kg	68,000	200	287577	04/15/22	04/19/22	TJW
bis(2-Chloroethyl)ether	ND		ug/Kg	330,000	200	287577	04/15/22	04/19/22	TJW
2-Chlorophenol	ND		ug/Kg	68,000	200	287577	04/15/22	04/19/22	TJW
1,3-Dichlorobenzene	ND		ug/Kg	68,000	200	287577	04/15/22	04/19/22	TJW
1,4-Dichlorobenzene	ND		ug/Kg	68,000	200	287577	04/15/22	04/19/22	TJW
Benzyl alcohol	ND		ug/Kg	68,000	200	287577	04/15/22	04/19/22	TJW
1,2-Dichlorobenzene	ND		ug/Kg	68,000	200	287577	04/15/22	04/19/22	TJW
2-Methylphenol	ND		ug/Kg	68,000	200	287577	04/15/22	04/19/22	TJW
bis(2-Chloroisopropyl) ether	ND		ug/Kg	68,000	200	287577	04/15/22	04/19/22	TJW
3-,4-Methylphenol	ND		ug/Kg	110,000	200	287577	04/15/22	04/19/22	TJW
N-Nitroso-di-n-propylamine	ND		ug/Kg	68,000	200	287577	04/15/22	04/19/22	TJW
Hexachloroethane	ND		ug/Kg	68,000	200	287577	04/15/22	04/19/22	TJW
Nitrobenzene	ND		ug/Kg	330,000	200	287577	04/15/22	04/19/22	TJW
Isophorone	ND		ug/Kg	68,000	200	287577	04/15/22	04/19/22	TJW
2-Nitrophenol	ND		ug/Kg	68,000	200	287577	04/15/22	04/19/22	TJW
2,4-Dimethylphenol	ND		ug/Kg	68,000	200	287577	04/15/22	04/19/22	TJW
Benzoic acid	ND		ug/Kg	330,000	200	287577	04/15/22	04/19/22	TJW
bis(2-Chloroethoxy)methane	ND		ug/Kg	68,000	200	287577	04/15/22	04/19/22	TJW
2,4-Dichlorophenol	ND		ug/Kg	68,000	200	287577	04/15/22	04/19/22	TJW
1,2,4-Trichlorobenzene	ND		ug/Kg	68,000	200	287577	04/15/22	04/19/22	TJW
Naphthalene	ND		ug/Kg	68,000	200	287577	04/15/22	04/19/22	TJW
4-Chloroaniline	ND		ug/Kg	68,000	200	287577	04/15/22	04/19/22	TJW
Hexachlorobutadiene	ND		ug/Kg	68,000	200	287577	04/15/22	04/19/22	TJW
4-Chloro-3-methylphenol	ND		ug/Kg	68,000	200	287577	04/15/22	04/19/22	TJW
2-Methylnaphthalene	ND		ug/Kg	68,000	200	287577	04/15/22	04/19/22	TJW

Results for any subcontracted analyses are not included in this section.

ENTHALPY ANALYTICAL

Analysis Results for 461330

461330-039 Analyte	Result	Qual	Units	RL	DF	Batch	Prepared	Analyzed	Chemist
Hexachlorocyclopentadiene	ND		ug/Kg	330,000	200	287577	04/15/22	04/19/22	TJW
2,4,6-Trichlorophenol	ND		ug/Kg	68,000	200	287577	04/15/22	04/19/22	TJW
2,4,5-Trichlorophenol	ND		ug/Kg	68,000	200	287577	04/15/22	04/19/22	TJW
2-Chloronaphthalene	ND		ug/Kg	68,000	200	287577	04/15/22	04/19/22	TJW
2-Nitroaniline	ND		ug/Kg	68,000	200	287577	04/15/22	04/19/22	TJW
Dimethylphthalate	ND		ug/Kg	68,000	200	287577	04/15/22	04/19/22	TJW
Acenaphthylene	ND		ug/Kg	68,000	200	287577	04/15/22	04/19/22	TJW
2,6-Dinitrotoluene	ND		ug/Kg	68,000	200	287577	04/15/22	04/19/22	TJW
3-Nitroaniline	ND		ug/Kg	68,000	200	287577	04/15/22	04/19/22	TJW
Acenaphthene	ND		ug/Kg	68,000	200	287577	04/15/22	04/19/22	TJW
2,4-Dinitrophenol	ND		ug/Kg	330,000	200	287577	04/15/22	04/19/22	TJW
4-Nitrophenol	ND		ug/Kg	68,000	200	287577	04/15/22	04/19/22	TJW
Dibenzofuran	ND		ug/Kg	68,000	200	287577	04/15/22	04/19/22	TJW
2,4-Dinitrotoluene	ND		ug/Kg	68,000	200	287577	04/15/22	04/19/22	TJW
Diethylphthalate	ND		ug/Kg	68,000	200	287577	04/15/22	04/19/22	TJW
Fluorene	ND		ug/Kg	68,000	200	287577	04/15/22	04/19/22	TJW
4-Chlorophenyl-phenylether	ND		ug/Kg	68,000	200	287577	04/15/22	04/19/22	TJW
4-Nitroaniline	ND		ug/Kg	68,000	200	287577	04/15/22	04/19/22	TJW
4,6-Dinitro-2-methylphenol	ND		ug/Kg	68,000	200	287577	04/15/22	04/19/22	TJW
N-Nitrosodiphenylamine	ND		ug/Kg	68,000	200	287577	04/15/22	04/19/22	TJW
1,2-diphenylhydrazine (as azobenzene)	ND		ug/Kg	68,000	200	287577	04/15/22	04/19/22	TJW
4-Bromophenyl-phenylether	ND		ug/Kg	68,000	200	287577	04/15/22	04/19/22	TJW
Hexachlorobenzene	ND		ug/Kg	68,000	200	287577	04/15/22	04/19/22	TJW
Pentachlorophenol	ND		ug/Kg	330,000	200	287577	04/15/22	04/19/22	TJW
Phenanthrene	ND		ug/Kg	68,000	200	287577	04/15/22	04/19/22	TJW
Anthracene	ND		ug/Kg	68,000	200	287577	04/15/22	04/19/22	TJW
Di-n-butylphthalate	ND		ug/Kg	68,000	200	287577	04/15/22	04/19/22	TJW
Fluoranthene	ND		ug/Kg	68,000	200	287577	04/15/22	04/19/22	TJW
Benzidine	ND		ug/Kg	330,000	200	287577	04/15/22	04/19/22	TJW
Pyrene	ND		ug/Kg	68,000	200	287577	04/15/22	04/19/22	TJW
Butylbenzylphthalate	ND		ug/Kg	68,000	200	287577	04/15/22	04/19/22	TJW
3,3'-Dichlorobenzidine	ND		ug/Kg	330,000	200	287577	04/15/22	04/19/22	TJW
Benzo(a)anthracene	ND		ug/Kg	68,000	200	287577	04/15/22	04/19/22	TJW
Chrysene	ND		ug/Kg	68,000	200	287577	04/15/22	04/19/22	TJW
bis(2-Ethylhexyl)phthalate	**69,000**		ug/Kg	68,000	200	287577	04/15/22	04/19/22	TJW
Di-n-octylphthalate	ND		ug/Kg	68,000	200	287577	04/15/22	04/19/22	TJW
Benzo(b)fluoranthene	ND		ug/Kg	68,000	200	287577	04/15/22	04/19/22	TJW
Benzo(k)fluoranthene	ND		ug/Kg	68,000	200	287577	04/15/22	04/19/22	TJW
Benzo(a)pyrene	ND		ug/Kg	68,000	200	287577	04/15/22	04/19/22	TJW
Indeno(1,2,3-cd)pyrene	ND		ug/Kg	68,000	200	287577	04/15/22	04/19/22	TJW
Dibenz(a,h)anthracene	ND		ug/Kg	68,000	200	287577	04/15/22	04/19/22	TJW
Benzo(g,h,i)perylene	ND		ug/Kg	68,000	200	287577	04/15/22	04/19/22	TJW
Surrogates				**Limits**					
2-Fluorophenol		DO	%REC	29-120	200	287577	04/15/22	04/19/22	TJW
Phenol-d6		DO	%REC	30-120	200	287577	04/15/22	04/19/22	TJW
2,4,6-Tribromophenol		DO	%REC	32-120	200	287577	04/15/22	04/19/22	TJW

Results for any subcontracted analyses are not included in this section.

Analysis Results for 461330

461330-039 Analyte	Result	Qual	Units	RL	DF	Batch	Prepared	Analyzed	Chemist
Nitrobenzene-d5		DO	%REC	33-120	200	287577	04/15/22	04/19/22	TJW
2-Fluorobiphenyl		DO	%REC	39-120	200	287577	04/15/22	04/19/22	TJW
Terphenyl-d14		DO	%REC	44-125	200	287577	04/15/22	04/19/22	TJW

Results for any subcontracted analyses are not included in this section.

ENTHALPY ANALYTICAL

Analysis Results for 461330

Sample ID: SSJ-DUP-4	Lab ID: 461330-040	Collected: 04/12/22 16:35
	Matrix: Soil	Basis: Dry

461330-040 Analyte	Result	Qual	Units	RL	DF	Batch	Prepared	Analyzed	Chemist
Method: ASTM D2216 Prep Method: METHOD									
Moisture, Percent	**8**		%	1	1	287756	04/19/22	04/19/22	DNA
Method: EPA 6010B Prep Method: EPA 3050B									
Antimony	ND		mg/Kg	3.4	1	287694	04/18/22	04/18/22	SBW
Arsenic	**3.3**		mg/Kg	1.1	1	287694	04/18/22	04/18/22	SBW
Barium	**850**		mg/Kg	1.1	1	287694	04/18/22	04/18/22	SBW
Beryllium	ND		mg/Kg	0.57	1	287694	04/18/22	04/18/22	SBW
Cadmium	ND		mg/Kg	0.57	1	287694	04/18/22	04/18/22	SBW
Chromium	**45**		mg/Kg	1.1	1	287694	04/18/22	04/18/22	SBW
Cobalt	**11**		mg/Kg	0.57	1	287694	04/18/22	04/18/22	SBW
Copper	**27**		mg/Kg	1.1	1	287694	04/18/22	04/18/22	SBW
Lead	**5.7**		mg/Kg	1.1	1	287694	04/18/22	04/18/22	SBW
Molybdenum	ND		mg/Kg	1.1	1	287694	04/18/22	04/18/22	SBW
Nickel	**62**		mg/Kg	1.1	1	287694	04/18/22	04/18/22	SBW
Selenium	ND		mg/Kg	3.4	1	287694	04/18/22	04/18/22	SBW
Silver	ND		mg/Kg	0.57	1	287694	04/18/22	04/18/22	SBW
Thallium	ND		mg/Kg	3.4	1	287694	04/18/22	04/18/22	SBW
Vanadium	**55**		mg/Kg	1.1	1	287694	04/18/22	04/18/22	SBW
Zinc	**53**		mg/Kg	5.7	1	287694	04/18/22	04/18/22	SBW
Method: EPA 7471A Prep Method: METHOD									
Mercury	**0.19**		mg/Kg	0.16	1	287672	04/15/22	04/18/22	SBW
Method: EPA 8015M Prep Method: EPA 3580									
DRO C10-C28	**82**		mg/Kg	11	1	287559	04/14/22	04/16/22	MES
ORO C28-C44	**28**		mg/Kg	22	1	287559	04/14/22	04/16/22	MES
Surrogates				**Limits**					
n-Triacontane	95%		%REC	70-130	1	287559	04/14/22	04/16/22	MES
Method: EPA 8260B Prep Method: EPA 5030B									
TPH Gasoline	**200**		ug/Kg	110	1	287475	04/14/22	04/14/22	RAO
Freon 12	ND		ug/Kg	5.4	1	287475	04/14/22	04/14/22	RAO
Chloromethane	ND		ug/Kg	5.4	1	287475	04/14/22	04/14/22	RAO
Vinyl Chloride	ND		ug/Kg	5.4	1	287475	04/14/22	04/14/22	RAO
Bromomethane	ND		ug/Kg	5.4	1	287475	04/14/22	04/14/22	RAO
Chloroethane	ND		ug/Kg	5.4	1	287475	04/14/22	04/14/22	RAO
Trichlorofluoromethane	ND		ug/Kg	5.4	1	287475	04/14/22	04/14/22	RAO
Acetone	ND		ug/Kg	110	1	287475	04/14/22	04/14/22	RAO
Freon 113	ND		ug/Kg	5.4	1	287475	04/14/22	04/14/22	RAO
1,1-Dichloroethene	ND		ug/Kg	5.4	1	287475	04/14/22	04/14/22	RAO

Results for any subcontracted analyses are not included in this section.

ENTHALPY ANALYTICAL

Analysis Results for 461330

461330-040 Analyte	Result	Qual	Units	RL	DF	Batch	Prepared	Analyzed	Chemist
Methylene Chloride	ND		ug/Kg	5.4	1	287475	04/14/22	04/14/22	RAO
MTBE	ND		ug/Kg	5.4	1	287475	04/14/22	04/14/22	RAO
trans-1,2-Dichloroethene	ND		ug/Kg	5.4	1	287475	04/14/22	04/14/22	RAO
1,1-Dichloroethane	ND		ug/Kg	5.4	1	287475	04/14/22	04/14/22	RAO
2-Butanone	ND		ug/Kg	110	1	287475	04/14/22	04/14/22	RAO
cis-1,2-Dichloroethene	ND		ug/Kg	5.4	1	287475	04/14/22	04/14/22	RAO
2,2-Dichloropropane	ND		ug/Kg	5.4	1	287475	04/14/22	04/14/22	RAO
Chloroform	ND		ug/Kg	5.4	1	287475	04/14/22	04/14/22	RAO
Bromochloromethane	ND		ug/Kg	5.4	1	287475	04/14/22	04/14/22	RAO
1,1,1-Trichloroethane	ND		ug/Kg	5.4	1	287475	04/14/22	04/14/22	RAO
1,1-Dichloropropene	ND		ug/Kg	5.4	1	287475	04/14/22	04/14/22	RAO
Carbon Tetrachloride	ND		ug/Kg	5.4	1	287475	04/14/22	04/14/22	RAO
1,2-Dichloroethane	ND		ug/Kg	5.4	1	287475	04/14/22	04/14/22	RAO
Benzene	ND		ug/Kg	5.4	1	287475	04/14/22	04/14/22	RAO
Trichloroethene	ND		ug/Kg	5.4	1	287475	04/14/22	04/14/22	RAO
1,2-Dichloropropane	ND		ug/Kg	5.4	1	287475	04/14/22	04/14/22	RAO
Bromodichloromethane	ND		ug/Kg	5.4	1	287475	04/14/22	04/14/22	RAO
Dibromomethane	ND		ug/Kg	5.4	1	287475	04/14/22	04/14/22	RAO
4-Methyl-2-Pentanone	ND		ug/Kg	5.4	1	287475	04/14/22	04/14/22	RAO
cis-1,3-Dichloropropene	ND		ug/Kg	5.4	1	287475	04/14/22	04/14/22	RAO
Toluene	ND		ug/Kg	5.4	1	287475	04/14/22	04/14/22	RAO
trans-1,3-Dichloropropene	ND		ug/Kg	5.4	1	287475	04/14/22	04/14/22	RAO
1,1,2-Trichloroethane	ND		ug/Kg	5.4	1	287475	04/14/22	04/14/22	RAO
1,3-Dichloropropane	ND		ug/Kg	5.4	1	287475	04/14/22	04/14/22	RAO
Tetrachloroethene	ND		ug/Kg	5.4	1	287475	04/14/22	04/14/22	RAO
Dibromochloromethane	ND		ug/Kg	5.4	1	287475	04/14/22	04/14/22	RAO
1,2-Dibromoethane	ND		ug/Kg	5.4	1	287475	04/14/22	04/14/22	RAO
Chlorobenzene	ND		ug/Kg	5.4	1	287475	04/14/22	04/14/22	RAO
1,1,1,2-Tetrachloroethane	ND		ug/Kg	5.4	1	287475	04/14/22	04/14/22	RAO
Ethylbenzene	ND		ug/Kg	5.4	1	287475	04/14/22	04/14/22	RAO
m,p-Xylenes	ND		ug/Kg	11	1	287475	04/14/22	04/14/22	RAO
o-Xylene	ND		ug/Kg	5.4	1	287475	04/14/22	04/14/22	RAO
Styrene	ND		ug/Kg	5.4	1	287475	04/14/22	04/14/22	RAO
Bromoform	ND		ug/Kg	5.4	1	287475	04/14/22	04/14/22	RAO
Isopropylbenzene	ND		ug/Kg	5.4	1	287475	04/14/22	04/14/22	RAO
1,1,2,2-Tetrachloroethane	ND		ug/Kg	5.4	1	287475	04/14/22	04/14/22	RAO
1,2,3-Trichloropropane	ND		ug/Kg	5.4	1	287475	04/14/22	04/14/22	RAO
Propylbenzene	ND		ug/Kg	5.4	1	287475	04/14/22	04/14/22	RAO
Bromobenzene	ND		ug/Kg	5.4	1	287475	04/14/22	04/14/22	RAO
1,3,5-Trimethylbenzene	ND		ug/Kg	5.4	1	287475	04/14/22	04/14/22	RAO
2-Chlorotoluene	ND		ug/Kg	5.4	1	287475	04/14/22	04/14/22	RAO
4-Chlorotoluene	ND		ug/Kg	5.4	1	287475	04/14/22	04/14/22	RAO
tert-Butylbenzene	ND		ug/Kg	5.4	1	287475	04/14/22	04/14/22	RAO
1,2,4-Trimethylbenzene	ND		ug/Kg	5.4	1	287475	04/14/22	04/14/22	RAO
sec-Butylbenzene	ND		ug/Kg	5.4	1	287475	04/14/22	04/14/22	RAO
para-Isopropyl Toluene	ND		ug/Kg	5.4	1	287475	04/14/22	04/14/22	RAO

Results for any subcontracted analyses are not included in this section.

ENTHALPY ANALYTICAL

Analysis Results for 461330

461330-040 Analyte	Result	Qual	Units	RL	DF	Batch	Prepared	Analyzed	Chemist
1,3-Dichlorobenzene	ND		ug/Kg	5.4	1	287475	04/14/22	04/14/22	RAO
1,4-Dichlorobenzene	ND		ug/Kg	5.4	1	287475	04/14/22	04/14/22	RAO
n-Butylbenzene	ND		ug/Kg	5.4	1	287475	04/14/22	04/14/22	RAO
1,2-Dichlorobenzene	ND		ug/Kg	5.4	1	287475	04/14/22	04/14/22	RAO
1,2-Dibromo-3-Chloropropane	ND		ug/Kg	5.4	1	287475	04/14/22	04/14/22	RAO
1,2,4-Trichlorobenzene	ND		ug/Kg	5.4	1	287475	04/14/22	04/14/22	RAO
Hexachlorobutadiene	ND		ug/Kg	5.4	1	287475	04/14/22	04/14/22	RAO
Naphthalene	ND		ug/Kg	5.4	1	287475	04/14/22	04/14/22	RAO
1,2,3-Trichlorobenzene	ND		ug/Kg	5.4	1	287475	04/14/22	04/14/22	RAO
Surrogates				**Limits**					
Dibromofluoromethane	99%		%REC	70-145	1	287475	04/14/22	04/14/22	RAO
1,2-Dichloroethane-d4	107%		%REC	70-145	1	287475	04/14/22	04/14/22	RAO
Toluene-d8	99%		%REC	70-145	1	287475	04/14/22	04/14/22	RAO
Bromofluorobenzene	96%		%REC	70-145	1	287475	04/14/22	04/14/22	RAO
Method: EPA 8270C Prep Method: EPA 3546									
Carbazole	ND		ug/Kg	540	2	287577	04/15/22	04/19/22	TJW
1-Methylnaphthalene	ND		ug/Kg	540	2	287577	04/15/22	04/19/22	TJW
Pyridine	ND		ug/Kg	540	2	287577	04/15/22	04/19/22	TJW
N-Nitrosodimethylamine	ND		ug/Kg	540	2	287577	04/15/22	04/19/22	TJW
Phenol	ND		ug/Kg	540	2	287577	04/15/22	04/19/22	TJW
Aniline	ND		ug/Kg	540	2	287577	04/15/22	04/19/22	TJW
bis(2-Chloroethyl)ether	ND		ug/Kg	2,600	2	287577	04/15/22	04/19/22	TJW
2-Chlorophenol	ND		ug/Kg	540	2	287577	04/15/22	04/19/22	TJW
1,3-Dichlorobenzene	ND		ug/Kg	540	2	287577	04/15/22	04/19/22	TJW
1,4-Dichlorobenzene	ND		ug/Kg	540	2	287577	04/15/22	04/19/22	TJW
Benzyl alcohol	ND		ug/Kg	540	2	287577	04/15/22	04/19/22	TJW
1,2-Dichlorobenzene	ND		ug/Kg	540	2	287577	04/15/22	04/19/22	TJW
2-Methylphenol	ND		ug/Kg	540	2	287577	04/15/22	04/19/22	TJW
bis(2-Chloroisopropyl) ether	ND		ug/Kg	540	2	287577	04/15/22	04/19/22	TJW
3-,4-Methylphenol	ND		ug/Kg	870	2	287577	04/15/22	04/19/22	TJW
N-Nitroso-di-n-propylamine	ND		ug/Kg	540	2	287577	04/15/22	04/19/22	TJW
Hexachloroethane	ND		ug/Kg	540	2	287577	04/15/22	04/19/22	TJW
Nitrobenzene	ND		ug/Kg	2,600	2	287577	04/15/22	04/19/22	TJW
Isophorone	ND		ug/Kg	540	2	287577	04/15/22	04/19/22	TJW
2-Nitrophenol	ND		ug/Kg	540	2	287577	04/15/22	04/19/22	TJW
2,4-Dimethylphenol	ND		ug/Kg	540	2	287577	04/15/22	04/19/22	TJW
Benzoic acid	ND		ug/Kg	2,600	2	287577	04/15/22	04/19/22	TJW
bis(2-Chloroethoxy)methane	ND		ug/Kg	540	2	287577	04/15/22	04/19/22	TJW
2,4-Dichlorophenol	ND		ug/Kg	540	2	287577	04/15/22	04/19/22	TJW
1,2,4-Trichlorobenzene	ND		ug/Kg	540	2	287577	04/15/22	04/19/22	TJW
Naphthalene	ND		ug/Kg	540	2	287577	04/15/22	04/19/22	TJW
4-Chloroaniline	ND		ug/Kg	540	2	287577	04/15/22	04/19/22	TJW
Hexachlorobutadiene	ND		ug/Kg	540	2	287577	04/15/22	04/19/22	TJW
4-Chloro-3-methylphenol	ND		ug/Kg	540	2	287577	04/15/22	04/19/22	TJW
2-Methylnaphthalene	ND		ug/Kg	540	2	287577	04/15/22	04/19/22	TJW

Results for any subcontracted analyses are not included in this section.

Analysis Results for 461330

461330-040 Analyte	Result	Qual	Units	RL	DF	Batch	Prepared	Analyzed	Chemist
Hexachlorocyclopentadiene	ND		ug/Kg	2,600	2	287577	04/15/22	04/19/22	TJW
2,4,6-Trichlorophenol	ND		ug/Kg	540	2	287577	04/15/22	04/19/22	TJW
2,4,5-Trichlorophenol	ND		ug/Kg	540	2	287577	04/15/22	04/19/22	TJW
2-Chloronaphthalene	ND		ug/Kg	540	2	287577	04/15/22	04/19/22	TJW
2-Nitroaniline	ND		ug/Kg	540	2	287577	04/15/22	04/19/22	TJW
Dimethylphthalate	ND		ug/Kg	540	2	287577	04/15/22	04/19/22	TJW
Acenaphthylene	ND		ug/Kg	540	2	287577	04/15/22	04/19/22	TJW
2,6-Dinitrotoluene	ND		ug/Kg	540	2	287577	04/15/22	04/19/22	TJW
3-Nitroaniline	ND		ug/Kg	540	2	287577	04/15/22	04/19/22	TJW
Acenaphthene	ND		ug/Kg	540	2	287577	04/15/22	04/19/22	TJW
2,4-Dinitrophenol	ND		ug/Kg	2,600	2	287577	04/15/22	04/19/22	TJW
4-Nitrophenol	ND		ug/Kg	540	2	287577	04/15/22	04/19/22	TJW
Dibenzofuran	ND		ug/Kg	540	2	287577	04/15/22	04/19/22	TJW
2,4-Dinitrotoluene	ND		ug/Kg	540	2	287577	04/15/22	04/19/22	TJW
Diethylphthalate	ND		ug/Kg	540	2	287577	04/15/22	04/19/22	TJW
Fluorene	ND		ug/Kg	540	2	287577	04/15/22	04/19/22	TJW
4-Chlorophenyl-phenylether	ND		ug/Kg	540	2	287577	04/15/22	04/19/22	TJW
4-Nitroaniline	ND		ug/Kg	540	2	287577	04/15/22	04/19/22	TJW
4,6-Dinitro-2-methylphenol	ND		ug/Kg	540	2	287577	04/15/22	04/19/22	TJW
N-Nitrosodiphenylamine	ND		ug/Kg	540	2	287577	04/15/22	04/19/22	TJW
1,2-diphenylhydrazine (as azobenzene)	ND		ug/Kg	540	2	287577	04/15/22	04/19/22	TJW
4-Bromophenyl-phenylether	ND		ug/Kg	540	2	287577	04/15/22	04/19/22	TJW
Hexachlorobenzene	ND		ug/Kg	540	2	287577	04/15/22	04/19/22	TJW
Pentachlorophenol	ND		ug/Kg	2,600	2	287577	04/15/22	04/19/22	TJW
Phenanthrene	ND		ug/Kg	540	2	287577	04/15/22	04/19/22	TJW
Anthracene	ND		ug/Kg	540	2	287577	04/15/22	04/19/22	TJW
Di-n-butylphthalate	ND		ug/Kg	540	2	287577	04/15/22	04/19/22	TJW
Fluoranthene	ND		ug/Kg	540	2	287577	04/15/22	04/19/22	TJW
Benzidine	ND		ug/Kg	2,600	2	287577	04/15/22	04/19/22	TJW
Pyrene	ND		ug/Kg	540	2	287577	04/15/22	04/19/22	TJW
Butylbenzylphthalate	ND		ug/Kg	540	2	287577	04/15/22	04/19/22	TJW
3,3'-Dichlorobenzidine	ND		ug/Kg	2,600	2	287577	04/15/22	04/19/22	TJW
Benzo(a)anthracene	ND		ug/Kg	540	2	287577	04/15/22	04/19/22	TJW
Chrysene	ND		ug/Kg	540	2	287577	04/15/22	04/19/22	TJW
bis(2-Ethylhexyl)phthalate	ND		ug/Kg	540	2	287577	04/15/22	04/19/22	TJW
Di-n-octylphthalate	ND		ug/Kg	540	2	287577	04/15/22	04/19/22	TJW
Benzo(b)fluoranthene	ND		ug/Kg	540	2	287577	04/15/22	04/19/22	TJW
Benzo(k)fluoranthene	ND		ug/Kg	540	2	287577	04/15/22	04/19/22	TJW
Benzo(a)pyrene	ND		ug/Kg	540	2	287577	04/15/22	04/19/22	TJW
Indeno(1,2,3-cd)pyrene	ND		ug/Kg	540	2	287577	04/15/22	04/19/22	TJW
Dibenz(a,h)anthracene	ND		ug/Kg	540	2	287577	04/15/22	04/19/22	TJW
Benzo(g,h,i)perylene	ND		ug/Kg	540	2	287577	04/15/22	04/19/22	TJW
Surrogates				**Limits**					
2-Fluorophenol	71%		%REC	29-120	2	287577	04/15/22	04/19/22	TJW
Phenol-d6	83%		%REC	30-120	2	287577	04/15/22	04/19/22	TJW
2,4,6-Tribromophenol	50%		%REC	32-120	2	287577	04/15/22	04/19/22	TJW

Results for any subcontracted analyses are not included in this section.

ENTHALPY ANALYTICAL

Analysis Results for 461330

461330-040 Analyte	Result	Qual	Units	RL	DF	Batch	Prepared	Analyzed	Chemist
Nitrobenzene-d5	68%		%REC	33-120	2	287577	04/15/22	04/19/22	TJW
2-Fluorobiphenyl	74%		%REC	39-120	2	287577	04/15/22	04/19/22	TJW
Terphenyl-d14	87%		%REC	44-125	2	287577	04/15/22	04/19/22	TJW

Results for any subcontracted analyses are not included in this section.

ENTHALPY ANALYTICAL

Analysis Results for 461330

Sample ID: SSJ-RB-1	Lab ID: 461330-041	Collected: 04/12/22 17:00
	Matrix: Water	

461330-041 Analyte	Result	Qual	Units	RL	DF	Batch	Prepared	Analyzed	Chemist
Method: EPA 6010B Prep Method: EPA 3010A									
Antimony	ND		mg/L	0.030	1	287507	04/14/22	04/15/22	SBW
Arsenic	ND		mg/L	0.010	1	287507	04/14/22	04/15/22	SBW
Barium	**0.047**		mg/L	0.010	1	287507	04/14/22	04/15/22	SBW
Beryllium	ND		mg/L	0.0050	1	287507	04/14/22	04/15/22	SBW
Cadmium	ND		mg/L	0.0050	1	287507	04/14/22	04/15/22	SBW
Chromium	ND		mg/L	0.010	1	287507	04/14/22	04/15/22	SBW
Cobalt	ND		mg/L	0.0050	1	287507	04/14/22	04/15/22	SBW
Copper	ND		mg/L	0.010	1	287507	04/14/22	04/15/22	SBW
Lead	ND		mg/L	0.010	1	287507	04/14/22	04/15/22	SBW
Molybdenum	ND		mg/L	0.010	1	287507	04/14/22	04/15/22	SBW
Nickel	ND		mg/L	0.010	1	287507	04/14/22	04/15/22	SBW
Selenium	ND		mg/L	0.030	1	287507	04/14/22	04/15/22	SBW
Silver	ND		mg/L	0.0050	1	287507	04/14/22	04/15/22	SBW
Thallium	ND		mg/L	0.030	1	287507	04/14/22	04/15/22	SBW
Vanadium	ND		mg/L	0.010	1	287507	04/14/22	04/15/22	SBW
Zinc	ND		mg/L	0.050	1	287507	04/14/22	04/19/22	SBW
Method: EPA 7470A Prep Method: METHOD									
Mercury	ND		ug/L	0.40	1	287680	04/18/22	04/18/22	SBW
Method: EPA 8015B Prep Method: EPA 3510C									
Diesel C10-C28	**220**	B	ug/L	100	1	287547	04/15/22	04/15/22	MES
ORO C28-C44	ND		ug/L	300	1	287547	04/15/22	04/15/22	MES
Surrogates				**Limits**					
n-Triacontane	104%		%REC	35-130	1	287547	04/15/22	04/15/22	MES
Method: EPA 8260B Prep Method: EPA 5030B									
TPH Gasoline	ND		ug/L	100	1	287635	04/16/22	04/16/22	RAO
Freon 12	ND		ug/L	0.5	1	287635	04/16/22	04/16/22	RAO
Chloromethane	ND		ug/L	0.5	1	287635	04/16/22	04/16/22	RAO
Vinyl Chloride	ND		ug/L	0.5	1	287635	04/16/22	04/16/22	RAO
Bromomethane	ND		ug/L	1.0	1	287635	04/16/22	04/16/22	RAO
Chloroethane	ND		ug/L	0.5	1	287635	04/16/22	04/16/22	RAO
Trichlorofluoromethane	ND		ug/L	0.5	1	287635	04/16/22	04/16/22	RAO
Acetone	ND		ug/L	12	1	287635	04/16/22	04/16/22	RAO
Freon 113	ND		ug/L	0.5	1	287635	04/16/22	04/16/22	RAO
1,1-Dichloroethene	ND		ug/L	0.5	1	287635	04/16/22	04/16/22	RAO
Methylene Chloride	ND		ug/L	10	1	287635	04/16/22	04/16/22	RAO
MTBE	ND		ug/L	0.5	1	287635	04/16/22	04/16/22	RAO
trans-1,2-Dichloroethene	ND		ug/L	0.5	1	287635	04/16/22	04/16/22	RAO

Results for any subcontracted analyses are not included in this section.

ENTHALPY ANALYTICAL

Analysis Results for 461330

461330-041 Analyte	Result	Qual	Units	RL	DF	Batch	Prepared	Analyzed	Chemist
1,1-Dichloroethane	ND		ug/L	0.5	1	287635	04/16/22	04/16/22	RAO
2-Butanone	ND		ug/L	5.0	1	287635	04/16/22	04/16/22	RAO
cis-1,2-Dichloroethene	ND		ug/L	0.5	1	287635	04/16/22	04/16/22	RAO
2,2-Dichloropropane	ND		ug/L	0.5	1	287635	04/16/22	04/16/22	RAO
Chloroform	**9.9**		ug/L	0.5	1	287635	04/16/22	04/16/22	RAO
Bromochloromethane	ND		ug/L	0.5	1	287635	04/16/22	04/16/22	RAO
1,1,1-Trichloroethane	ND		ug/L	0.5	1	287635	04/16/22	04/16/22	RAO
1,1-Dichloropropene	ND		ug/L	0.5	1	287635	04/16/22	04/16/22	RAO
Carbon Tetrachloride	ND		ug/L	0.5	1	287635	04/16/22	04/16/22	RAO
1,2-Dichloroethane	ND		ug/L	0.5	1	287635	04/16/22	04/16/22	RAO
Benzene	ND		ug/L	0.5	1	287635	04/16/22	04/16/22	RAO
Trichloroethene	ND		ug/L	0.5	1	287635	04/16/22	04/16/22	RAO
1,2-Dichloropropane	ND		ug/L	0.5	1	287635	04/16/22	04/16/22	RAO
Bromodichloromethane	**0.6**		ug/L	0.5	1	287635	04/16/22	04/16/22	RAO
Dibromomethane	ND		ug/L	0.5	1	287635	04/16/22	04/16/22	RAO
4-Methyl-2-Pentanone	ND		ug/L	5.0	1	287635	04/16/22	04/16/22	RAO
cis-1,3-Dichloropropene	ND		ug/L	0.5	1	287635	04/16/22	04/16/22	RAO
Toluene	ND		ug/L	0.5	1	287635	04/16/22	04/16/22	RAO
trans-1,3-Dichloropropene	ND		ug/L	0.5	1	287635	04/16/22	04/16/22	RAO
1,1,2-Trichloroethane	ND		ug/L	0.5	1	287635	04/16/22	04/16/22	RAO
1,3-Dichloropropane	ND		ug/L	0.5	1	287635	04/16/22	04/16/22	RAO
Tetrachloroethene	ND		ug/L	0.5	1	287635	04/16/22	04/16/22	RAO
Dibromochloromethane	ND		ug/L	0.5	1	287635	04/16/22	04/16/22	RAO
1,2-Dibromoethane	ND		ug/L	0.5	1	287635	04/16/22	04/16/22	RAO
Chlorobenzene	ND		ug/L	0.5	1	287635	04/16/22	04/16/22	RAO
1,1,1,2-Tetrachloroethane	ND		ug/L	0.5	1	287635	04/16/22	04/16/22	RAO
Ethylbenzene	ND		ug/L	0.5	1	287635	04/16/22	04/16/22	RAO
m,p-Xylenes	ND		ug/L	1.0	1	287635	04/16/22	04/16/22	RAO
o-Xylene	ND		ug/L	0.5	1	287635	04/16/22	04/16/22	RAO
Styrene	ND		ug/L	0.5	1	287635	04/16/22	04/16/22	RAO
Bromoform	ND		ug/L	1.0	1	287635	04/16/22	04/16/22	RAO
Propylbenzene	ND		ug/L	0.5	1	287635	04/16/22	04/16/22	RAO
Isopropylbenzene	ND		ug/L	0.5	1	287635	04/16/22	04/16/22	RAO
1,1,2,2-Tetrachloroethane	ND		ug/L	0.5	1	287635	04/16/22	04/16/22	RAO
1,2,3-Trichloropropane	ND		ug/L	0.5	1	287635	04/16/22	04/16/22	RAO
Bromobenzene	ND		ug/L	1.0	1	287635	04/16/22	04/16/22	RAO
1,3,5-Trimethylbenzene	ND		ug/L	0.5	1	287635	04/16/22	04/16/22	RAO
2-Chlorotoluene	ND		ug/L	0.5	1	287635	04/16/22	04/16/22	RAO
4-Chlorotoluene	ND		ug/L	0.5	1	287635	04/16/22	04/16/22	RAO
tert-Butylbenzene	ND		ug/L	0.5	1	287635	04/16/22	04/16/22	RAO
1,2,4-Trimethylbenzene	ND		ug/L	0.5	1	287635	04/16/22	04/16/22	RAO
sec-Butylbenzene	ND		ug/L	0.5	1	287635	04/16/22	04/16/22	RAO
para-Isopropyl Toluene	ND		ug/L	0.5	1	287635	04/16/22	04/16/22	RAO
1,3-Dichlorobenzene	ND		ug/L	0.5	1	287635	04/16/22	04/16/22	RAO
1,4-Dichlorobenzene	ND		ug/L	0.5	1	287635	04/16/22	04/16/22	RAO
n-Butylbenzene	ND		ug/L	0.5	1	287635	04/16/22	04/16/22	RAO

Results for any subcontracted analyses are not included in this section.

ENTHALPY ANALYTICAL

Analysis Results for 461330

461330-041 Analyte	Result	Qual	Units	RL	DF	Batch	Prepared	Analyzed	Chemist
1,2-Dichlorobenzene	ND		ug/L	0.5	1	287635	04/16/22	04/16/22	RAO
1,2-Dibromo-3-Chloropropane	ND		ug/L	2.0	1	287635	04/16/22	04/16/22	RAO
1,2,4-Trichlorobenzene	ND		ug/L	0.5	1	287635	04/16/22	04/16/22	RAO
Hexachlorobutadiene	ND		ug/L	2.0	1	287635	04/16/22	04/16/22	RAO
Naphthalene	ND		ug/L	2.0	1	287635	04/16/22	04/16/22	RAO
1,2,3-Trichlorobenzene	ND		ug/L	0.5	1	287635	04/16/22	04/16/22	RAO
Isopropyl Ether (DIPE)	ND		ug/L	0.5	1	287635	04/16/22	04/16/22	RAO
Ethyl tert-Butyl Ether (ETBE)	ND		ug/L	0.5	1	287635	04/16/22	04/16/22	RAO
tert-Butyl Alcohol (TBA)	ND		ug/L	5.0	1	287635	04/16/22	04/16/22	RAO
Methyl tert-Amyl Ether (TAME)	ND		ug/L	0.5	1	287635	04/16/22	04/16/22	RAO
Surrogates				**Limits**					
Dibromofluoromethane	110%		%REC	70-140	1	287635	04/16/22	04/16/22	RAO
1,2-Dichloroethane-d4	101%		%REC	70-140	1	287635	04/16/22	04/16/22	RAO
Toluene-d8	103%		%REC	70-140	1	287635	04/16/22	04/16/22	RAO
Bromofluorobenzene	98%		%REC	70-140	1	287635	04/16/22	04/16/22	RAO

Results for any subcontracted analyses are not included in this section.

ENTHALPY ANALYTICAL

Analysis Results for 461330

Sample ID: SSJ-08-1.5	Lab ID: 461330-042	Collected: 04/12/22 15:25
	Matrix: Soil	Basis: Dry

461330-042 Analyte	Result	Qual	Units	RL	DF	Batch	Prepared	Analyzed	Chemist
Method: ASTM D2216 Prep Method: METHOD									
Moisture, Percent	**8**		%	1	1	287756	04/19/22	04/19/22	DNA
Method: EPA 6010B Prep Method: EPA 3050B									
Antimony	ND		mg/Kg	2.8	0.85	287694	04/18/22	04/18/22	SBW
Arsenic	**3.8**		mg/Kg	0.92	0.85	287694	04/18/22	04/18/22	SBW
Barium	**200**		mg/Kg	0.92	0.85	287694	04/18/22	04/18/22	SBW
Beryllium	ND		mg/Kg	0.46	0.85	287694	04/18/22	04/18/22	SBW
Cadmium	ND		mg/Kg	0.46	0.85	287694	04/18/22	04/18/22	SBW
Chromium	**29**		mg/Kg	0.92	0.85	287694	04/18/22	04/18/22	SBW
Cobalt	**3.6**		mg/Kg	0.46	0.85	287694	04/18/22	04/18/22	SBW
Copper	**19**		mg/Kg	0.92	0.85	287694	04/18/22	04/18/22	SBW
Lead	**8.2**		mg/Kg	0.92	0.85	287694	04/18/22	04/18/22	SBW
Molybdenum	ND		mg/Kg	0.92	0.85	287694	04/18/22	04/18/22	SBW
Nickel	**23**		mg/Kg	0.92	0.85	287694	04/18/22	04/18/22	SBW
Selenium	ND		mg/Kg	2.8	0.85	287694	04/18/22	04/18/22	SBW
Silver	ND		mg/Kg	0.46	0.85	287694	04/18/22	04/18/22	SBW
Thallium	ND		mg/Kg	2.8	0.85	287694	04/18/22	04/18/22	SBW
Vanadium	**40**		mg/Kg	0.92	0.85	287694	04/18/22	04/18/22	SBW
Zinc	**35**		mg/Kg	4.6	0.85	287694	04/18/22	04/18/22	SBW
Method: EPA 7471A Prep Method: METHOD									
Mercury	ND		mg/Kg	0.16	1	287672	04/15/22	04/18/22	SBW
Method: EPA 8015M Prep Method: EPA 3580									
DRO C10-C28	ND		mg/Kg	11	1	287559	04/14/22	04/16/22	MES
ORO C28-C44	ND		mg/Kg	22	1	287559	04/14/22	04/16/22	MES
Surrogates				**Limits**					
n-Triacontane	98%		%REC	70-130	1	287559	04/14/22	04/16/22	MES
Method: EPA 8260B Prep Method: EPA 5030B									
TPH Gasoline	ND		ug/Kg	110	1	287656	04/18/22	04/18/22	LXR
Freon 12	ND		ug/Kg	5.4	1	287656	04/18/22	04/18/22	LXR
Chloromethane	ND		ug/Kg	5.4	1	287656	04/18/22	04/18/22	LXR
Vinyl Chloride	ND		ug/Kg	5.4	1	287656	04/18/22	04/18/22	LXR
Bromomethane	ND		ug/Kg	5.4	1	287656	04/18/22	04/18/22	LXR
Chloroethane	ND		ug/Kg	5.4	1	287656	04/18/22	04/18/22	LXR
Trichlorofluoromethane	ND		ug/Kg	5.4	1	287656	04/18/22	04/18/22	LXR
Acetone	ND		ug/Kg	110	1	287656	04/18/22	04/18/22	LXR
Freon 113	ND		ug/Kg	5.4	1	287656	04/18/22	04/18/22	LXR
1,1-Dichloroethene	ND		ug/Kg	5.4	1	287656	04/18/22	04/18/22	LXR

Results for any subcontracted analyses are not included in this section.

ENTHALPY ANALYTICAL

Analysis Results for 461330

461330-042 Analyte	Result	Qual	Units	RL	DF	Batch	Prepared	Analyzed	Chemist
Methylene Chloride	ND		ug/Kg	5.4	1	287656	04/18/22	04/18/22	LXR
MTBE	ND		ug/Kg	5.4	1	287656	04/18/22	04/18/22	LXR
trans-1,2-Dichloroethene	ND		ug/Kg	5.4	1	287656	04/18/22	04/18/22	LXR
1,1-Dichloroethane	ND		ug/Kg	5.4	1	287656	04/18/22	04/18/22	LXR
2-Butanone	ND		ug/Kg	110	1	287656	04/18/22	04/18/22	LXR
cis-1,2-Dichloroethene	ND		ug/Kg	5.4	1	287656	04/18/22	04/18/22	LXR
2,2-Dichloropropane	ND		ug/Kg	5.4	1	287656	04/18/22	04/18/22	LXR
Chloroform	ND		ug/Kg	5.4	1	287656	04/18/22	04/18/22	LXR
Bromochloromethane	ND		ug/Kg	5.4	1	287656	04/18/22	04/18/22	LXR
1,1,1-Trichloroethane	ND		ug/Kg	5.4	1	287656	04/18/22	04/18/22	LXR
1,1-Dichloropropene	ND		ug/Kg	5.4	1	287656	04/18/22	04/18/22	LXR
Carbon Tetrachloride	ND		ug/Kg	5.4	1	287656	04/18/22	04/18/22	LXR
1,2-Dichloroethane	ND		ug/Kg	5.4	1	287656	04/18/22	04/18/22	LXR
Benzene	ND		ug/Kg	5.4	1	287656	04/18/22	04/18/22	LXR
Trichloroethene	ND		ug/Kg	5.4	1	287656	04/18/22	04/18/22	LXR
1,2-Dichloropropane	ND		ug/Kg	5.4	1	287656	04/18/22	04/18/22	LXR
Bromodichloromethane	ND		ug/Kg	5.4	1	287656	04/18/22	04/18/22	LXR
Dibromomethane	ND		ug/Kg	5.4	1	287656	04/18/22	04/18/22	LXR
4-Methyl-2-Pentanone	ND		ug/Kg	5.4	1	287656	04/18/22	04/18/22	LXR
cis-1,3-Dichloropropene	ND		ug/Kg	5.4	1	287656	04/18/22	04/18/22	LXR
Toluene	ND		ug/Kg	5.4	1	287656	04/18/22	04/18/22	LXR
trans-1,3-Dichloropropene	ND		ug/Kg	5.4	1	287656	04/18/22	04/18/22	LXR
1,1,2-Trichloroethane	ND		ug/Kg	5.4	1	287656	04/18/22	04/18/22	LXR
1,3-Dichloropropane	ND		ug/Kg	5.4	1	287656	04/18/22	04/18/22	LXR
Tetrachloroethene	ND		ug/Kg	5.4	1	287656	04/18/22	04/18/22	LXR
Dibromochloromethane	ND		ug/Kg	5.4	1	287656	04/18/22	04/18/22	LXR
1,2-Dibromoethane	ND		ug/Kg	5.4	1	287656	04/18/22	04/18/22	LXR
Chlorobenzene	ND		ug/Kg	5.4	1	287656	04/18/22	04/18/22	LXR
1,1,1,2-Tetrachloroethane	ND		ug/Kg	5.4	1	287656	04/18/22	04/18/22	LXR
Ethylbenzene	ND		ug/Kg	5.4	1	287656	04/18/22	04/18/22	LXR
m,p-Xylenes	ND		ug/Kg	11	1	287656	04/18/22	04/18/22	LXR
o-Xylene	ND		ug/Kg	5.4	1	287656	04/18/22	04/18/22	LXR
Styrene	ND		ug/Kg	5.4	1	287656	04/18/22	04/18/22	LXR
Bromoform	ND		ug/Kg	5.4	1	287656	04/18/22	04/18/22	LXR
Isopropylbenzene	ND		ug/Kg	5.4	1	287656	04/18/22	04/18/22	LXR
1,1,2,2-Tetrachloroethane	ND		ug/Kg	5.4	1	287656	04/18/22	04/18/22	LXR
1,2,3-Trichloropropane	ND		ug/Kg	5.4	1	287656	04/18/22	04/18/22	LXR
Propylbenzene	ND		ug/Kg	5.4	1	287656	04/18/22	04/18/22	LXR
Bromobenzene	ND		ug/Kg	5.4	1	287656	04/18/22	04/18/22	LXR
1,3,5-Trimethylbenzene	ND		ug/Kg	5.4	1	287656	04/18/22	04/18/22	LXR
2-Chlorotoluene	ND		ug/Kg	5.4	1	287656	04/18/22	04/18/22	LXR
4-Chlorotoluene	ND		ug/Kg	5.4	1	287656	04/18/22	04/18/22	LXR
tert-Butylbenzene	ND		ug/Kg	5.4	1	287656	04/18/22	04/18/22	LXR
1,2,4-Trimethylbenzene	ND		ug/Kg	5.4	1	287656	04/18/22	04/18/22	LXR
sec-Butylbenzene	ND		ug/Kg	5.4	1	287656	04/18/22	04/18/22	LXR
para-Isopropyl Toluene	ND		ug/Kg	5.4	1	287656	04/18/22	04/18/22	LXR

Results for any subcontracted analyses are not included in this section.

Analysis Results for 461330

461330-042 Analyte	Result	Qual	Units	RL	DF	Batch	Prepared	Analyzed	Chemist
1,3-Dichlorobenzene	ND		ug/Kg	5.4	1	287656	04/18/22	04/18/22	LXR
1,4-Dichlorobenzene	ND		ug/Kg	5.4	1	287656	04/18/22	04/18/22	LXR
n-Butylbenzene	ND		ug/Kg	5.4	1	287656	04/18/22	04/18/22	LXR
1,2-Dichlorobenzene	ND		ug/Kg	5.4	1	287656	04/18/22	04/18/22	LXR
1,2-Dibromo-3-Chloropropane	ND		ug/Kg	5.4	1	287656	04/18/22	04/18/22	LXR
1,2,4-Trichlorobenzene	ND		ug/Kg	5.4	1	287656	04/18/22	04/18/22	LXR
Hexachlorobutadiene	ND		ug/Kg	5.4	1	287656	04/18/22	04/18/22	LXR
Naphthalene	ND		ug/Kg	5.4	1	287656	04/18/22	04/18/22	LXR
1,2,3-Trichlorobenzene	ND		ug/Kg	5.4	1	287656	04/18/22	04/18/22	LXR
Surrogates				**Limits**					
Dibromofluoromethane	102%		%REC	70-145	1	287656	04/18/22	04/18/22	LXR
1,2-Dichloroethane-d4	111%		%REC	70-145	1	287656	04/18/22	04/18/22	LXR
Toluene-d8	98%		%REC	70-145	1	287656	04/18/22	04/18/22	LXR
Bromofluorobenzene	93%		%REC	70-145	1	287656	04/18/22	04/18/22	LXR
Method: EPA 8270C Prep Method: EPA 3546									
Carbazole	ND		ug/Kg	1,100	4	287577	04/15/22	04/19/22	TJW
1-Methylnaphthalene	ND		ug/Kg	1,100	4	287577	04/15/22	04/19/22	TJW
Pyridine	ND		ug/Kg	1,100	4	287577	04/15/22	04/19/22	TJW
N-Nitrosodimethylamine	ND		ug/Kg	1,100	4	287577	04/15/22	04/19/22	TJW
Phenol	ND		ug/Kg	1,100	4	287577	04/15/22	04/19/22	TJW
Aniline	ND		ug/Kg	1,100	4	287577	04/15/22	04/19/22	TJW
bis(2-Chloroethyl)ether	ND		ug/Kg	5,200	4	287577	04/15/22	04/19/22	TJW
2-Chlorophenol	ND		ug/Kg	1,100	4	287577	04/15/22	04/19/22	TJW
1,3-Dichlorobenzene	ND		ug/Kg	1,100	4	287577	04/15/22	04/19/22	TJW
1,4-Dichlorobenzene	ND		ug/Kg	1,100	4	287577	04/15/22	04/19/22	TJW
Benzyl alcohol	ND		ug/Kg	1,100	4	287577	04/15/22	04/19/22	TJW
1,2-Dichlorobenzene	ND		ug/Kg	1,100	4	287577	04/15/22	04/19/22	TJW
2-Methylphenol	ND		ug/Kg	1,100	4	287577	04/15/22	04/19/22	TJW
bis(2-Chloroisopropyl) ether	ND		ug/Kg	1,100	4	287577	04/15/22	04/19/22	TJW
3-,4-Methylphenol	ND		ug/Kg	1,700	4	287577	04/15/22	04/19/22	TJW
N-Nitroso-di-n-propylamine	ND		ug/Kg	1,100	4	287577	04/15/22	04/19/22	TJW
Hexachloroethane	ND		ug/Kg	1,100	4	287577	04/15/22	04/19/22	TJW
Nitrobenzene	ND		ug/Kg	5,200	4	287577	04/15/22	04/19/22	TJW
Isophorone	ND		ug/Kg	1,100	4	287577	04/15/22	04/19/22	TJW
2-Nitrophenol	ND		ug/Kg	1,100	4	287577	04/15/22	04/19/22	TJW
2,4-Dimethylphenol	ND		ug/Kg	1,100	4	287577	04/15/22	04/19/22	TJW
Benzoic acid	ND		ug/Kg	5,200	4	287577	04/15/22	04/19/22	TJW
bis(2-Chloroethoxy)methane	ND		ug/Kg	1,100	4	287577	04/15/22	04/19/22	TJW
2,4-Dichlorophenol	ND		ug/Kg	1,100	4	287577	04/15/22	04/19/22	TJW
1,2,4-Trichlorobenzene	ND		ug/Kg	1,100	4	287577	04/15/22	04/19/22	TJW
Naphthalene	ND		ug/Kg	1,100	4	287577	04/15/22	04/19/22	TJW
4-Chloroaniline	ND		ug/Kg	1,100	4	287577	04/15/22	04/19/22	TJW
Hexachlorobutadiene	ND		ug/Kg	1,100	4	287577	04/15/22	04/19/22	TJW
4-Chloro-3-methylphenol	ND		ug/Kg	1,100	4	287577	04/15/22	04/19/22	TJW
2-Methylnaphthalene	ND		ug/Kg	1,100	4	287577	04/15/22	04/19/22	TJW

Results for any subcontracted analyses are not included in this section.

ENTHALPY ANALYTICAL

Analysis Results for 461330

461330-042 Analyte	Result	Qual	Units	RL	DF	Batch	Prepared	Analyzed	Chemist
Hexachlorocyclopentadiene	ND		ug/Kg	5,200	4	287577	04/15/22	04/19/22	TJW
2,4,6-Trichlorophenol	ND		ug/Kg	1,100	4	287577	04/15/22	04/19/22	TJW
2,4,5-Trichlorophenol	ND		ug/Kg	1,100	4	287577	04/15/22	04/19/22	TJW
2-Chloronaphthalene	ND		ug/Kg	1,100	4	287577	04/15/22	04/19/22	TJW
2-Nitroaniline	ND		ug/Kg	1,100	4	287577	04/15/22	04/19/22	TJW
Dimethylphthalate	ND		ug/Kg	1,100	4	287577	04/15/22	04/19/22	TJW
Acenaphthylene	ND		ug/Kg	1,100	4	287577	04/15/22	04/19/22	TJW
2,6-Dinitrotoluene	ND		ug/Kg	1,100	4	287577	04/15/22	04/19/22	TJW
3-Nitroaniline	ND		ug/Kg	1,100	4	287577	04/15/22	04/19/22	TJW
Acenaphthene	ND		ug/Kg	1,100	4	287577	04/15/22	04/19/22	TJW
2,4-Dinitrophenol	ND		ug/Kg	5,200	4	287577	04/15/22	04/19/22	TJW
4-Nitrophenol	ND		ug/Kg	1,100	4	287577	04/15/22	04/19/22	TJW
Dibenzofuran	ND		ug/Kg	1,100	4	287577	04/15/22	04/19/22	TJW
2,4-Dinitrotoluene	ND		ug/Kg	1,100	4	287577	04/15/22	04/19/22	TJW
Diethylphthalate	ND		ug/Kg	1,100	4	287577	04/15/22	04/19/22	TJW
Fluorene	ND		ug/Kg	1,100	4	287577	04/15/22	04/19/22	TJW
4-Chlorophenyl-phenylether	ND		ug/Kg	1,100	4	287577	04/15/22	04/19/22	TJW
4-Nitroaniline	ND		ug/Kg	1,100	4	287577	04/15/22	04/19/22	TJW
4,6-Dinitro-2-methylphenol	ND		ug/Kg	1,100	4	287577	04/15/22	04/19/22	TJW
N-Nitrosodiphenylamine	ND		ug/Kg	1,100	4	287577	04/15/22	04/19/22	TJW
1,2-diphenylhydrazine (as azobenzene)	ND		ug/Kg	1,100	4	287577	04/15/22	04/19/22	TJW
4-Bromophenyl-phenylether	ND		ug/Kg	1,100	4	287577	04/15/22	04/19/22	TJW
Hexachlorobenzene	ND		ug/Kg	1,100	4	287577	04/15/22	04/19/22	TJW
Pentachlorophenol	ND		ug/Kg	5,200	4	287577	04/15/22	04/19/22	TJW
Phenanthrene	ND		ug/Kg	1,100	4	287577	04/15/22	04/19/22	TJW
Anthracene	ND		ug/Kg	1,100	4	287577	04/15/22	04/19/22	TJW
Di-n-butylphthalate	ND		ug/Kg	1,100	4	287577	04/15/22	04/19/22	TJW
Fluoranthene	ND		ug/Kg	1,100	4	287577	04/15/22	04/19/22	TJW
Benzidine	ND		ug/Kg	5,200	4	287577	04/15/22	04/19/22	TJW
Pyrene	ND		ug/Kg	1,100	4	287577	04/15/22	04/19/22	TJW
Butylbenzylphthalate	ND		ug/Kg	1,100	4	287577	04/15/22	04/19/22	TJW
3,3'-Dichlorobenzidine	ND		ug/Kg	5,200	4	287577	04/15/22	04/19/22	TJW
Benzo(a)anthracene	ND		ug/Kg	1,100	4	287577	04/15/22	04/19/22	TJW
Chrysene	ND		ug/Kg	1,100	4	287577	04/15/22	04/19/22	TJW
bis(2-Ethylhexyl)phthalate	ND		ug/Kg	1,100	4	287577	04/15/22	04/19/22	TJW
Di-n-octylphthalate	ND		ug/Kg	1,100	4	287577	04/15/22	04/19/22	TJW
Benzo(b)fluoranthene	ND		ug/Kg	1,100	4	287577	04/15/22	04/19/22	TJW
Benzo(k)fluoranthene	ND		ug/Kg	1,100	4	287577	04/15/22	04/19/22	TJW
Benzo(a)pyrene	ND		ug/Kg	1,100	4	287577	04/15/22	04/19/22	TJW
Indeno(1,2,3-cd)pyrene	ND		ug/Kg	1,100	4	287577	04/15/22	04/19/22	TJW
Dibenz(a,h)anthracene	ND		ug/Kg	1,100	4	287577	04/15/22	04/19/22	TJW
Benzo(g,h,i)perylene	ND		ug/Kg	1,100	4	287577	04/15/22	04/19/22	TJW
Surrogates				**Limits**					
2-Fluorophenol	63%		%REC	29-120	4	287577	04/15/22	04/19/22	TJW
Phenol-d6	66%		%REC	30-120	4	287577	04/15/22	04/19/22	TJW
2,4,6-Tribromophenol	55%		%REC	32-120	4	287577	04/15/22	04/19/22	TJW

Results for any subcontracted analyses are not included in this section.

ENTHALPY ANALYTICAL

Analysis Results for 461330

461330-042 Analyte	Result	Qual	Units	RL	DF	Batch	Prepared	Analyzed	Chemist
Nitrobenzene-d5	54%		%REC	33-120	4	287577	04/15/22	04/19/22	TJW
2-Fluorobiphenyl	59%		%REC	39-120	4	287577	04/15/22	04/19/22	TJW
Terphenyl-d14	64%		%REC	44-125	4	287577	04/15/22	04/19/22	TJW

* Value is outside QC limits
B Contamination found in associated Method Blank
DO Diluted Out
ND Not Detected

Results for any subcontracted analyses are not included in this section.

Batch QC

Type:	Sample Duplicate	Lab ID:	QC984435	Batch:	287746
Matrix (Source ID):	Soil (461330-010)	Method:	ASTM D2216	Prep Method:	METHOD

QC984435 Analyte	Result	Source Sample Result	Units	Qual	RPD	RPD Lim	Basis	DF
Moisture, Percent	8.252	7.697	%		7	26		1

Type:	Sample Duplicate	Lab ID:	QC984436	Batch:	287747
Matrix (Source ID):	Soil (461330-022)	Method:	ASTM D2216	Prep Method:	METHOD

QC984436 Analyte	Result	Source Sample Result	Units	Qual	RPD	RPD Lim	Basis	DF
Moisture, Percent	2.445	2.406	%		2	26		1

Type:	Sample Duplicate	Lab ID:	QC984453	Batch:	287755
Matrix (Source ID):	Soil (461330-032)	Method:	ASTM D2216	Prep Method:	METHOD

QC984453 Analyte	Result	Source Sample Result	Units	Qual	RPD	RPD Lim	Basis	DF
Moisture, Percent	20.90	21.14	%		1	26		1

Type:	Sample Duplicate	Lab ID:	QC984454	Batch:	287756
Matrix (Source ID):	Soil (461330-042)	Method:	ASTM D2216	Prep Method:	METHOD

QC984454 Analyte	Result	Source Sample Result	Units	Qual	RPD	RPD Lim	Basis	DF
Moisture, Percent	9.457	8.472	%		11	26		1

ENTHALPY ANALYTICAL

Batch QC

Type: Blank	**Lab ID: QC983701**	**Batch: 287507**
Matrix: Water	**Method: EPA 6010B**	**Prep Method: EPA 3010A**

QC983701 Analyte	Result	Qual	Units	RL	Prepared	Analyzed
Antimony	ND		mg/L	0.030	04/14/22	04/15/22
Arsenic	ND		mg/L	0.010	04/14/22	04/15/22
Barium	ND		mg/L	0.010	04/14/22	04/15/22
Beryllium	ND		mg/L	0.0050	04/14/22	04/19/22
Cadmium	ND		mg/L	0.0050	04/14/22	04/15/22
Chromium	ND		mg/L	0.010	04/14/22	04/15/22
Cobalt	ND		mg/L	0.0050	04/14/22	04/15/22
Copper	ND		mg/L	0.010	04/14/22	04/15/22
Lead	ND		mg/L	0.010	04/14/22	04/15/22
Molybdenum	ND		mg/L	0.010	04/14/22	04/15/22
Nickel	ND		mg/L	0.010	04/14/22	04/15/22
Selenium	ND		mg/L	0.030	04/14/22	04/15/22
Silver	ND		mg/L	0.0050	04/14/22	04/15/22
Thallium	ND		mg/L	0.030	04/14/22	04/15/22
Vanadium	ND		mg/L	0.010	04/14/22	04/19/22
Zinc	ND		mg/L	0.050	04/14/22	04/19/22

Type: Lab Control Sample	**Lab ID: QC983702**	**Batch: 287507**
Matrix: Water	**Method: EPA 6010B**	**Prep Method: EPA 3010A**

QC983702 Analyte	Result	Spiked	Units	Recovery	Qual	Limits
Antimony	0.5319	0.5000	mg/L	106%		80-120
Arsenic	0.5175	0.5000	mg/L	104%		80-120
Barium	0.5202	0.5000	mg/L	104%		80-120
Beryllium	0.5583	0.5000	mg/L	112%		80-120
Cadmium	0.5079	0.5000	mg/L	102%		80-120
Chromium	0.5725	0.5000	mg/L	114%		80-120
Cobalt	0.5319	0.5000	mg/L	106%		80-120
Copper	0.5156	0.5000	mg/L	103%		80-120
Lead	0.5391	0.5000	mg/L	108%		80-120
Molybdenum	0.5900	0.5000	mg/L	118%		80-120
Nickel	0.5444	0.5000	mg/L	109%		80-120
Selenium	0.4455	0.5000	mg/L	89%		80-120
Silver	0.2443	0.2500	mg/L	98%		80-120
Thallium	0.5215	0.5000	mg/L	104%		80-120
Vanadium	0.5311	0.5000	mg/L	106%		80-120
Zinc	0.5125	0.5000	mg/L	103%		80-120

ENTHALPY ANALYTICAL

Batch QC

Type:	Matrix Spike	Lab ID:	QC983703	Batch:	287507
Matrix (Source ID):	Water (461330-041)	Method:	EPA 6010B	Prep Method:	EPA 3010A

QC983703 Analyte	Result	Source Sample Result	Spiked	Units	Recovery	Qual	Limits	DF
Antimony	510.6	ND	500.0	ug/L	102%		75-125	1
Arsenic	507.3	ND	500.0	ug/L	101%		75-125	1
Barium	542.3	46.95	500.0	ug/L	99%		75-125	1
Beryllium	539.4	0.7467	500.0	ug/L	108%		75-125	1
Cadmium	485.2	ND	500.0	ug/L	97%		75-125	1
Chromium	543.7	ND	500.0	ug/L	109%		75-125	1
Cobalt	502.5	ND	500.0	ug/L	101%		75-125	1
Copper	495.9	ND	500.0	ug/L	99%		75-125	1
Lead	512.7	ND	500.0	ug/L	103%		75-125	1
Molybdenum	564.7	0.7857	500.0	ug/L	113%		75-125	1
Nickel	520.9	1.837	500.0	ug/L	104%		75-125	1
Selenium	431.4	ND	500.0	ug/L	86%		75-125	1
Silver	239.6	ND	250.0	ug/L	96%		75-125	1
Thallium	492.1	ND	500.0	ug/L	98%		75-125	1
Vanadium	510.2	1.986	500.0	ug/L	102%		75-125	1
Zinc	457.9	2.074	500.0	ug/L	91%		75-125	1

Type:	Matrix Spike Duplicate	Lab ID:	QC983704	Batch:	287507
Matrix (Source ID):	Water (461330-041)	Method:	EPA 6010B	Prep Method:	EPA 3010A

QC983704 Analyte	Result	Source Sample Result	Spiked	Units	Recovery	Qual	Limits	RPD	RPD Lim	DF
Antimony	503.0	ND	500.0	ug/L	101%		75-125	1	20	1
Arsenic	492.3	ND	500.0	ug/L	98%		75-125	3	20	1
Barium	566.2	46.95	500.0	ug/L	104%		75-125	4	20	1
Beryllium	528.4	0.7467	500.0	ug/L	106%		75-125	2	20	1
Cadmium	476.3	ND	500.0	ug/L	95%		75-125	2	20	1
Chromium	533.8	ND	500.0	ug/L	107%		75-125	2	20	1
Cobalt	499.4	ND	500.0	ug/L	100%		75-125	1	20	1
Copper	485.1	ND	500.0	ug/L	97%		75-125	2	20	1
Lead	501.4	ND	500.0	ug/L	100%		75-125	2	20	1
Molybdenum	552.4	0.7857	500.0	ug/L	110%		75-125	2	20	1
Nickel	507.1	1.837	500.0	ug/L	101%		75-125	3	20	1
Selenium	419.2	ND	500.0	ug/L	84%		75-125	3	20	1
Silver	250.3	ND	250.0	ug/L	100%		75-125	4	20	1
Thallium	480.9	ND	500.0	ug/L	96%		75-125	2	20	1
Vanadium	504.4	1.986	500.0	ug/L	100%		75-125	1	20	1
Zinc	457.7	2.074	500.0	ug/L	91%		75-125	0	20	1

ENTHALPY ANALYTICAL

Batch QC

Type: Blank	Lab ID: QC983697	Batch: 287508
Matrix: Water	Method: EPA 6010B	Prep Method: EPA 3010A

QC983697 Analyte	Result	Qual	Units	RL	Prepared	Analyzed
Antimony	ND		mg/L	0.030	04/14/22	04/15/22
Arsenic	ND		mg/L	0.010	04/14/22	04/15/22
Barium	ND		mg/L	0.010	04/14/22	04/15/22
Beryllium	ND		mg/L	0.0050	04/14/22	04/15/22
Cadmium	ND		mg/L	0.0050	04/14/22	04/15/22
Chromium	ND		mg/L	0.010	04/14/22	04/15/22
Cobalt	ND		mg/L	0.0050	04/14/22	04/15/22
Copper	ND		mg/L	0.010	04/14/22	04/15/22
Lead	ND		mg/L	0.010	04/14/22	04/15/22
Molybdenum	ND		mg/L	0.010	04/14/22	04/15/22
Nickel	ND		mg/L	0.010	04/14/22	04/15/22
Selenium	ND		mg/L	0.030	04/14/22	04/15/22
Silver	ND		mg/L	0.0050	04/14/22	04/15/22
Thallium	ND		mg/L	0.030	04/14/22	04/15/22
Vanadium	ND		mg/L	0.010	04/14/22	04/15/22
Zinc	ND		mg/L	0.050	04/14/22	04/15/22

Type: Lab Control Sample	Lab ID: QC983698	Batch: 287508
Matrix: Water	Method: EPA 6010B	Prep Method: EPA 3010A

QC983698 Analyte	Result	Spiked	Units	Recovery	Qual	Limits
Antimony	0.5044	0.5000	mg/L	101%		80-120
Arsenic	0.4933	0.5000	mg/L	99%		80-120
Barium	0.5132	0.5000	mg/L	103%		80-120
Beryllium	0.5474	0.5000	mg/L	109%		80-120
Cadmium	0.4834	0.5000	mg/L	97%		80-120
Chromium	0.5458	0.5000	mg/L	109%		80-120
Cobalt	0.5061	0.5000	mg/L	101%		80-120
Copper	0.4905	0.5000	mg/L	98%		80-120
Lead	0.5102	0.5000	mg/L	102%		80-120
Molybdenum	0.5535	0.5000	mg/L	111%		80-120
Nickel	0.5214	0.5000	mg/L	104%		80-120
Selenium	0.4254	0.5000	mg/L	85%		80-120
Silver	0.2426	0.2500	mg/L	97%		80-120
Thallium	0.4955	0.5000	mg/L	99%		80-120
Vanadium	0.5088	0.5000	mg/L	102%		80-120
Zinc	0.4520	0.5000	mg/L	90%		80-120

ENTHALPY ANALYTICAL

Batch QC

Type:	Matrix Spike	Lab ID:	QC983699	Batch:	287508
Matrix (Source ID):	Water (461330-011)	Method:	EPA 6010B	Prep Method:	EPA 3010A

QC983699 Analyte	Result	Source Sample Result	Spiked	Units	Recovery	Qual	Limits	DF
Antimony	0.5680	0.003639	0.5000	mg/L	113%		75-125	1
Arsenic	0.6293	0.04340	0.5000	mg/L	117%		75-125	1
Barium	1.976	1.399	0.5000	mg/L	115%		75-125	1
Beryllium	0.6139	0.001165	0.5000	mg/L	123%		75-125	1
Cadmium	0.5637	0.0009569	0.5000	mg/L	113%		75-125	1
Chromium	0.6442	0.03824	0.5000	mg/L	121%		75-125	1
Cobalt	0.5697	0.01174	0.5000	mg/L	112%		75-125	1
Copper	0.6060	0.03662	0.5000	mg/L	114%		75-125	1
Lead	0.5725	0.01217	0.5000	mg/L	112%		75-125	1
Molybdenum	0.6477	0.02747	0.5000	mg/L	124%		75-125	1
Nickel	0.6530	0.08145	0.5000	mg/L	114%		75-125	1
Selenium	0.4927	ND	0.5000	mg/L	99%		75-125	1
Silver	0.2561	ND	0.2500	mg/L	102%		75-125	1
Thallium	0.5329	ND	0.5000	mg/L	107%		75-125	1
Vanadium	0.6113	0.02830	0.5000	mg/L	117%		75-125	1
Zinc	0.5425	0.04653	0.5000	mg/L	99%		75-125	1

Type:	Matrix Spike Duplicate	Lab ID:	QC983700	Batch:	287508
Matrix (Source ID):	Water (461330-011)	Method:	EPA 6010B	Prep Method:	EPA 3010A

QC983700 Analyte	Result	Source Sample Result	Spiked	Units	Recovery	Qual	Limits	RPD	RPD Lim	DF
Antimony	0.5331	0.003639	0.5000	mg/L	106%		75-125	6	20	1
Arsenic	0.5971	0.04340	0.5000	mg/L	111%		75-125	5	20	1
Barium	2.072	1.399	0.5000	mg/L	135%	*	75-125	5	20	1
Beryllium	0.5775	0.001165	0.5000	mg/L	115%		75-125	6	20	1
Cadmium	0.5277	0.0009569	0.5000	mg/L	105%		75-125	7	20	1
Chromium	0.6121	0.03824	0.5000	mg/L	115%		75-125	5	20	1
Cobalt	0.5334	0.01174	0.5000	mg/L	104%		75-125	7	20	1
Copper	0.5710	0.03662	0.5000	mg/L	107%		75-125	6	20	1
Lead	0.5400	0.01217	0.5000	mg/L	106%		75-125	6	20	1
Molybdenum	0.6155	0.02747	0.5000	mg/L	118%		75-125	5	20	1
Nickel	0.6187	0.08145	0.5000	mg/L	107%		75-125	5	20	1
Selenium	0.4647	ND	0.5000	mg/L	93%		75-125	6	20	1
Silver	0.2595	ND	0.2500	mg/L	104%		75-125	1	20	1
Thallium	0.5010	ND	0.5000	mg/L	100%		75-125	6	20	1
Vanadium	0.5733	0.02830	0.5000	mg/L	109%		75-125	6	20	1
Zinc	0.5161	0.04653	0.5000	mg/L	94%		75-125	5	20	1

ENTHALPY ANALYTICAL

Batch QC

Type: Blank	Lab ID: QC983783	Batch: 287531
Matrix: Soil	Method: EPA 6010B	Prep Method: EPA 3050B

QC983783 Analyte	Result	Qual	Units	RL	Prepared	Analyzed
Antimony	ND		mg/Kg	3.0	04/14/22	04/15/22
Arsenic	ND		mg/Kg	1.0	04/14/22	04/15/22
Barium	ND		mg/Kg	1.0	04/14/22	04/15/22
Beryllium	ND		mg/Kg	0.50	04/14/22	04/15/22
Cadmium	ND		mg/Kg	0.50	04/14/22	04/15/22
Chromium	ND		mg/Kg	1.0	04/14/22	04/15/22
Cobalt	ND		mg/Kg	0.50	04/14/22	04/15/22
Copper	ND		mg/Kg	1.0	04/14/22	04/15/22
Lead	ND		mg/Kg	1.0	04/14/22	04/15/22
Molybdenum	ND		mg/Kg	1.0	04/14/22	04/15/22
Nickel	ND		mg/Kg	1.0	04/14/22	04/15/22
Selenium	ND		mg/Kg	3.0	04/14/22	04/15/22
Silver	ND		mg/Kg	0.50	04/14/22	04/15/22
Thallium	ND		mg/Kg	3.0	04/14/22	04/15/22
Vanadium	ND		mg/Kg	1.0	04/14/22	04/15/22
Zinc	ND		mg/Kg	5.0	04/14/22	04/15/22

Type: Lab Control Sample	Lab ID: QC983784	Batch: 287531
Matrix: Soil	Method: EPA 6010B	Prep Method: EPA 3050B

QC983784 Analyte	Result	Spiked	Units	Recovery	Qual	Limits
Antimony	102.1	100.0	mg/Kg	102%		80-120
Arsenic	104.6	100.0	mg/Kg	105%		80-120
Barium	106.1	100.0	mg/Kg	106%		80-120
Beryllium	107.4	100.0	mg/Kg	107%		80-120
Cadmium	101.6	100.0	mg/Kg	102%		80-120
Chromium	107.6	100.0	mg/Kg	108%		80-120
Cobalt	110.5	100.0	mg/Kg	110%		80-120
Copper	103.7	100.0	mg/Kg	104%		80-120
Lead	108.3	100.0	mg/Kg	108%		80-120
Molybdenum	106.9	100.0	mg/Kg	107%		80-120
Nickel	107.8	100.0	mg/Kg	108%		80-120
Selenium	86.54	100.0	mg/Kg	87%		80-120
Silver	50.40	50.00	mg/Kg	101%		80-120
Thallium	104.9	100.0	mg/Kg	105%		80-120
Vanadium	105.0	100.0	mg/Kg	105%		80-120
Zinc	100.7	100.0	mg/Kg	101%		80-120

ENTHALPY ANALYTICAL

Batch QC

Type:	**Matrix Spike**	**Lab ID:**	**QC983785**	**Batch:**	**287531**
Matrix (Source ID):	**Soil (461330-001)**	**Method:**	**EPA 6010B**	**Prep Method:**	**EPA 3050B**
				Basis:	**Dry**

QC983785 Analyte	Result	Source Sample Result	Spiked	Units	Recovery	Qual	Limits	DF
Antimony	38.36	ND	106.4	mg/Kg	36%	*	75-125	1
Arsenic	115.2	2.717	106.4	mg/Kg	106%		75-125	1
Barium	307.6	190.5	106.4	mg/Kg	110%		75-125	1
Beryllium	108.5	ND	106.4	mg/Kg	102%		75-125	1
Cadmium	107.6	ND	106.4	mg/Kg	101%		75-125	1
Chromium	155.7	59.02	106.4	mg/Kg	91%		75-125	1
Cobalt	117.6	12.73	106.4	mg/Kg	99%		75-125	1
Copper	169.7	62.35	106.4	mg/Kg	101%		75-125	1
Lead	235.7	75.31	106.4	mg/Kg	151%	*	75-125	1
Molybdenum	104.5	1.112	106.4	mg/Kg	97%		75-125	1
Nickel	166.2	74.78	106.4	mg/Kg	86%		75-125	1
Selenium	93.38	ND	106.4	mg/Kg	88%		75-125	1
Silver	54.12	ND	53.19	mg/Kg	102%		75-125	1
Thallium	97.78	ND	106.4	mg/Kg	92%		75-125	1
Vanadium	183.5	72.68	106.4	mg/Kg	104%		75-125	1
Zinc	176.1	78.75	106.4	mg/Kg	91%		75-125	1

ENTHALPY ANALYTICAL

Batch QC

Type:	**Matrix Spike Duplicate**	**Lab ID:**	**QC983786**	**Batch:**	**287531**
Matrix (Source ID):	**Soil (461330-001)**	**Method:**	**EPA 6010B**	**Prep Method:**	**EPA 3050B**
				Basis:	**Dry**

QC983786 Analyte	Result	Source Sample Result	Spiked	Units	Recovery	Qual	Limits	RPD	RPD Lim	DF
Antimony	39.19	ND	107.5	mg/Kg	36%	*	75-125	1	41	1
Arsenic	113.5	2.717	107.5	mg/Kg	103%		75-125	2	35	1
Barium	283.8	190.5	107.5	mg/Kg	87%		75-125	8	20	1
Beryllium	108.7	ND	107.5	mg/Kg	101%		75-125	1	20	1
Cadmium	106.3	ND	107.5	mg/Kg	99%		75-125	2	20	1
Chromium	183.4	59.02	107.5	mg/Kg	116%		75-125	16	20	1
Cobalt	117.3	12.73	107.5	mg/Kg	97%		75-125	1	20	1
Copper	180.3	62.35	107.5	mg/Kg	110%		75-125	5	20	1
Lead	188.9	75.31	107.5	mg/Kg	106%		75-125	23*	20	1
Molybdenum	103.5	1.112	107.5	mg/Kg	95%		75-125	2	20	1
Nickel	170.9	74.78	107.5	mg/Kg	89%		75-125	2	20	1
Selenium	91.23	ND	107.5	mg/Kg	85%		75-125	3	20	1
Silver	53.91	ND	53.73	mg/Kg	100%		75-125	1	20	1
Thallium	97.36	ND	107.5	mg/Kg	91%		75-125	1	20	1
Vanadium	186.7	72.68	107.5	mg/Kg	106%		75-125	1	20	1
Zinc	168.5	78.75	107.5	mg/Kg	83%		75-125	5	20	1

Type:	**Blank**	**Lab ID:**	**QC984272**	**Batch:**	**287694**
Matrix:	**Soil**	**Method:**	**EPA 6010B**	**Prep Method:**	**EPA 3050B**

QC984272 Analyte	Result	Qual	Units	RL	Prepared	Analyzed
Antimony	ND		mg/Kg	3.0	04/18/22	04/18/22
Arsenic	ND		mg/Kg	1.0	04/18/22	04/18/22
Barium	ND		mg/Kg	1.0	04/18/22	04/18/22
Beryllium	ND		mg/Kg	0.50	04/18/22	04/18/22
Cadmium	ND		mg/Kg	0.50	04/18/22	04/18/22
Chromium	ND		mg/Kg	1.0	04/18/22	04/18/22
Cobalt	ND		mg/Kg	0.50	04/18/22	04/18/22
Copper	ND		mg/Kg	1.0	04/18/22	04/18/22
Lead	ND		mg/Kg	1.0	04/18/22	04/18/22
Molybdenum	ND		mg/Kg	1.0	04/18/22	04/18/22
Nickel	ND		mg/Kg	1.0	04/18/22	04/18/22
Selenium	ND		mg/Kg	3.0	04/18/22	04/18/22
Silver	ND		mg/Kg	0.50	04/18/22	04/18/22
Thallium	ND		mg/Kg	3.0	04/18/22	04/18/22
Vanadium	ND		mg/Kg	1.0	04/18/22	04/18/22
Zinc	ND		mg/Kg	5.0	04/18/22	04/18/22

ENTHALPY ANALYTICAL

Batch QC

Type: Lab Control Sample	**Lab ID:** QC984273	**Batch:** 287694
Matrix: Soil	**Method:** EPA 6010B	**Prep Method:** EPA 3050B

QC984273 Analyte	Result	Spiked	Units	Recovery	Qual	Limits
Antimony	96.88	100.0	mg/Kg	97%		80-120
Arsenic	101.4	100.0	mg/Kg	101%		80-120
Barium	100.6	100.0	mg/Kg	101%		80-120
Beryllium	102.2	100.0	mg/Kg	102%		80-120
Cadmium	97.68	100.0	mg/Kg	98%		80-120
Chromium	102.7	100.0	mg/Kg	103%		80-120
Cobalt	105.6	100.0	mg/Kg	106%		80-120
Copper	99.25	100.0	mg/Kg	99%		80-120
Lead	104.7	100.0	mg/Kg	105%		80-120
Molybdenum	102.1	100.0	mg/Kg	102%		80-120
Nickel	103.5	100.0	mg/Kg	103%		80-120
Selenium	87.19	100.0	mg/Kg	87%		80-120
Silver	45.93	50.00	mg/Kg	92%		80-120
Thallium	102.8	100.0	mg/Kg	103%		80-120
Vanadium	100.0	100.0	mg/Kg	100%		80-120
Zinc	98.72	100.0	mg/Kg	99%		80-120

Type: Matrix Spike	**Lab ID:** QC984274	**Batch:** 287694
Matrix (Source ID): Soil (461330-023)	**Method:** EPA 6010B	**Prep Method:** EPA 3050B
		Basis: Dry

QC984274 Analyte	Result	Source Sample Result	Spiked	Units	Recovery	Qual	Limits	DF
Antimony	37.60	2.899	107.5	mg/Kg	32%	*	75-125	1
Arsenic	118.2	2.328	107.5	mg/Kg	108%		75-125	1
Barium	323.3	232.4	107.5	mg/Kg	85%		75-125	1
Beryllium	109.4	ND	107.5	mg/Kg	102%		75-125	1
Cadmium	110.4	ND	107.5	mg/Kg	103%		75-125	1
Chromium	165.4	59.56	107.5	mg/Kg	99%		75-125	1
Cobalt	117.7	12.40	107.5	mg/Kg	98%		75-125	1
Copper	224.0	61.72	107.5	mg/Kg	151%	*	75-125	1
Lead	116.4	10.75	107.5	mg/Kg	98%		75-125	1
Molybdenum	106.9	1.945	107.5	mg/Kg	98%		75-125	1
Nickel	148.6	50.26	107.5	mg/Kg	92%		75-125	1
Selenium	97.75	ND	107.5	mg/Kg	91%		75-125	1
Silver	52.85	ND	53.73	mg/Kg	98%		75-125	1
Thallium	102.5	ND	107.5	mg/Kg	95%		75-125	1
Vanadium	224.4	114.5	107.5	mg/Kg	102%		75-125	1
Zinc	168.0	67.32	107.5	mg/Kg	94%		75-125	1

ENTHALPY ANALYTICAL

Batch QC

Type:	Matrix Spike Duplicate	**Lab ID:**	QC984275	**Batch:**	287694
Matrix (Source ID):	Soil (461330-023)	**Method:**	EPA 6010B	**Prep Method:**	EPA 3050B
				Basis:	Dry

QC984275 Analyte	Result	Source Sample Result	Spiked	Units	Recovery	Qual	Limits	RPD	RPD Lim	DF
Antimony	44.98	2.899	112.0	mg/Kg	38%	*	75-125	14	41	1.1
Arsenic	120.5	2.328	112.0	mg/Kg	106%		75-125	2	35	1.1
Barium	299.7	232.4	112.0	mg/Kg	60%	*	75-125	9	20	1.1
Beryllium	112.7	ND	112.0	mg/Kg	101%		75-125	1	20	1.1
Cadmium	113.6	ND	112.0	mg/Kg	101%		75-125	1	20	1.1
Chromium	172.8	59.56	112.0	mg/Kg	101%		75-125	2	20	1.1
Cobalt	122.2	12.40	112.0	mg/Kg	98%		75-125	0	20	1.1
Copper	173.8	61.72	112.0	mg/Kg	100%		75-125	28*	20	1.1
Lead	117.8	10.75	112.0	mg/Kg	96%		75-125	3	20	1.1
Molybdenum	112.4	1.945	112.0	mg/Kg	99%		75-125	1	20	1.1
Nickel	156.1	50.26	112.0	mg/Kg	94%		75-125	2	20	1.1
Selenium	100.3	ND	112.0	mg/Kg	90%		75-125	2	20	1.1
Silver	53.95	ND	55.99	mg/Kg	96%		75-125	2	20	1.1
Thallium	106.2	ND	112.0	mg/Kg	95%		75-125	1	20	1.1
Vanadium	218.5	114.5	112.0	mg/Kg	93%		75-125	5	20	1.1
Zinc	164.9	67.32	112.0	mg/Kg	87%		75-125	4	20	1.1

Type:	Blank	**Lab ID:**	QC984218	**Batch:**	287680
Matrix:	Water	**Method:**	EPA 7470A	**Prep Method:**	METHOD

QC984218 Analyte	Result	Qual	Units	RL	Prepared	Analyzed
Mercury	ND		ug/L	0.40	04/18/22	04/18/22

Type:	Lab Control Sample	**Lab ID:**	QC984219	**Batch:**	287680
Matrix:	Water	**Method:**	EPA 7470A	**Prep Method:**	METHOD

QC984219 Analyte	Result	Spiked	Units	Recovery	Qual	Limits
Mercury	5.029	5.000	ug/L	101%		80-120

Type:	Matrix Spike	**Lab ID:**	QC984220	**Batch:**	287680
Matrix (Source ID):	Filtrate (461041-001)	**Method:**	EPA 7470A	**Prep Method:**	METHOD

QC984220 Analyte	Result	Source Sample Result	Spiked	Units	Recovery	Qual	Limits	DF
Mercury	4.795	ND	5.000	ug/L	96%		75-125	1

ENTHALPY ANALYTICAL

Batch QC

Type:	**Matrix Spike Duplicate**	**Lab ID:**	**QC984221**	**Batch:**	**287680**
Matrix (Source ID):	**Filtrate (461041-001)**	**Method:**	**EPA 7470A**	**Prep Method:**	**METHOD**

QC984221 Analyte	Result	Source Sample Result	Spiked	Units	Recovery	Qual	Limits	RPD	RPD Lim	DF
Mercury	4.693	ND	5.000	ug/L	94%		75-125	2	20	1

Type:	**Matrix Spike**	**Lab ID:**	**QC984222**	**Batch:**	**287680**
Matrix (Source ID):	**Filtrate (461041-002)**	**Method:**	**EPA 7470A**	**Prep Method:**	**METHOD**

QC984222 Analyte	Result	Source Sample Result	Spiked	Units	Recovery	Qual	Limits	DF
Mercury	2.019	ND	5.000	ug/L	40%	*	75-125	1

Type:	**Matrix Spike Duplicate**	**Lab ID:**	**QC984223**	**Batch:**	**287680**
Matrix (Source ID):	**Filtrate (461041-002)**	**Method:**	**EPA 7470A**	**Prep Method:**	**METHOD**

QC984223 Analyte	Result	Source Sample Result	Spiked	Units	Recovery	Qual	Limits	RPD	RPD Lim	DF
Mercury	2.015	ND	5.000	ug/L	40%	*	75-125	0	20	1

Type:	**Blank**	**Lab ID:**	**QC983980**	**Batch:**	**287601**
Matrix:	**Soil**	**Method:**	**EPA 7471A**	**Prep Method:**	**METHOD**

QC983980 Analyte	Result	Qual	Units	RL	Prepared	Analyzed
Mercury	ND		mg/Kg	0.14	04/15/22	04/15/22

Type:	**Lab Control Sample**	**Lab ID:**	**QC983981**	**Batch:**	**287601**
Matrix:	**Soil**	**Method:**	**EPA 7471A**	**Prep Method:**	**METHOD**

QC983981 Analyte	Result	Spiked	Units	Recovery	Qual	Limits
Mercury	0.8680	0.8333	mg/Kg	104%		80-120

Type:	**Matrix Spike**	**Lab ID:**	**QC983982**	**Batch:**	**287601**
Matrix (Source ID):	**Soil (461330-001)**	**Method:**	**EPA 7471A**	**Prep Method:**	**METHOD**
				Basis:	**Dry**

QC983982 Analyte	Result	Source Sample Result	Spiked	Units	Recovery	Qual	Limits	DF
Mercury	1.329	0.1639	0.9171	mg/Kg	127%	*	75-125	1

ENTHALPY ANALYTICAL

Batch QC

Type:	Matrix Spike Duplicate	**Lab ID:**	QC983983	**Batch:**	287601
Matrix (Source ID):	Soil (461330-001)	**Method:**	EPA 7471A	**Prep Method:**	METHOD
				Basis:	Dry

QC983983 Analyte	Result	Source Sample Result	Spiked	Units	Recovery	Qual	Limits	RPD	RPD Lim	DF
Mercury	1.144	0.1639	0.9850	mg/Kg	99%		75-125	21*	20	1.1

Type:	Blank	**Lab ID:**	QC984191
Matrix:	Soil	**Method:**	EPA 7471A

Batch: 287672
Prep Method: METHOD

QC984191 Analyte	Result	Qual	Units	RL	Prepared	Analyzed
Mercury	ND		mg/Kg	0.14	04/15/22	04/18/22

Type:	Lab Control Sample	**Lab ID:**	QC984192
Matrix:	Soil	**Method:**	EPA 7471A

Batch: 287672
Prep Method: METHOD

QC984192 Analyte	Result	Spiked	Units	Recovery	Qual	Limits
Mercury	0.8574	0.8333	mg/Kg	103%		80-120

Type:	Matrix Spike	**Lab ID:**	QC984193	**Batch:**	287672
Matrix (Source ID):	Soil (461330-023)	**Method:**	EPA 7471A	**Prep Method:**	METHOD
				Basis:	Dry

QC984193 Analyte	Result	Source Sample Result	Spiked	Units	Recovery	Qual	Limits	DF
Mercury	1.047	0.07697	0.9671	mg/Kg	100%		75-125	1.1

Type:	Matrix Spike Duplicate	**Lab ID:**	QC984194	**Batch:**	287672
Matrix (Source ID):	Soil (461330-023)	**Method:**	EPA 7471A	**Prep Method:**	METHOD
				Basis:	Dry

QC984194 Analyte	Result	Source Sample Result	Spiked	Units	Recovery	Qual	Limits	RPD	RPD Lim	DF
Mercury	1.009	0.07697	0.9171	mg/Kg	102%		75-125	1	20	1

Type:	Blank	**Lab ID:**	QC983966
Matrix:	Miscell.	**Method:**	EPA 7471A

Batch: 287595
Prep Method: METHOD

QC983966 Analyte	Result	Qual	Units	RL	Prepared	Analyzed
Mercury	ND		mg/Kg	0.14	04/14/22	04/18/22

ENTHALPY ANALYTICAL

Batch QC

Type: Lab Control Sample	Lab ID: QC983967	Batch: 287595
Matrix: Miscell.	Method: EPA 7471A	Prep Method: METHOD

QC983967 Analyte	Result	Spiked	Units	Recovery	Qual	Limits
Mercury	0.9025	0.8333	mg/Kg	108%		80-120

Type: Matrix Spike	Lab ID: QC983968	Batch: 287595
Matrix (Source ID): Miscell. (461379-001)	Method: EPA 7471A	Prep Method: METHOD

QC983968 Analyte	Result	Source Sample Result	Spiked	Units	Recovery	Qual	Limits	DF
Mercury	0.9818	ND	0.9434	mg/Kg	104%		75-125	1.1

Type: Matrix Spike Duplicate	Lab ID: QC983969	Batch: 287595
Matrix (Source ID): Miscell. (461379-001)	Method: EPA 7471A	Prep Method: METHOD

QC983969 Analyte	Result	Source Sample Result	Spiked	Units	Recovery	Qual	Limits	RPD	RPD Lim	DF
Mercury	0.9900	ND	0.9615	mg/Kg	103%		75-125	1	20	1.2

Type: Blank	Lab ID: QC983824	Batch: 287547
Matrix: Water	Method: EPA 8015B	Prep Method: EPA 3510C

QC983824 Analyte	Result	Qual	Units	RL	Prepared	Analyzed
Diesel C10-C28	140		ug/L	100	04/14/22	04/16/22
ORO C28-C44	ND		ug/L	300	04/14/22	04/16/22
Surrogates				**Limits**		
n-Triacontane	90%		%REC	35-130	04/14/22	04/16/22

Type: Lab Control Sample	Lab ID: QC983825	Batch: 287547
Matrix: Water	Method: EPA 8015B	Prep Method: EPA 3510C

QC983825 Analyte	Result	Spiked	Units	Recovery	Qual	Limits
Diesel C10-C28	779.0	1000	ug/L	78%		42-120
Surrogates						
n-Triacontane	17.82	20.00	ug/L	89%		35-130

ENTHALPY ANALYTICAL

Batch QC

Type:	**Lab Control Sample Duplicate**	**Lab ID:**	**QC983826**	**Batch:**	**287547**
Matrix:	**Water**	**Method:**	**EPA 8015B**	**Prep Method:**	**EPA 3510C**

QC983826 Analyte	Result	Spiked	Units	Recovery	Qual	Limits	RPD	RPD Lim
Diesel C10-C28	766.7	1000	ug/L	77%		42-120	2	36
Surrogates								
n-Triacontane	17.63	20.00	ug/L	88%		35-130		

Type:	**Blank**	**Lab ID:**	**QC983851**	**Batch:**	**287558**
Matrix:	**Soil**	**Method:**	**EPA 8015M**	**Prep Method:**	**EPA 3580**

QC983851 Analyte	Result	Qual	Units	RL	Prepared	Analyzed
DRO C10-C28	ND		mg/Kg	10	04/14/22	04/15/22
ORO C28-C44	ND		mg/Kg	20	04/14/22	04/15/22
Surrogates				**Limits**		
n-Triacontane	88%		%REC	70-130	04/14/22	04/15/22

Type:	**Lab Control Sample**	**Lab ID:**	**QC983852**	**Batch:**	**287558**
Matrix:	**Soil**	**Method:**	**EPA 8015M**	**Prep Method:**	**EPA 3580**

QC983852 Analyte	Result	Spiked	Units	Recovery	Qual	Limits
Diesel C10-C28	222.3	250.0	mg/Kg	89%		76-122
Surrogates						
n-Triacontane	9.344	10.00	mg/Kg	93%		70-130

Type:	**Matrix Spike**	**Lab ID:**	**QC983853**	**Batch:**	**287558**
Matrix (Source ID):	**Soil (461330-005)**	**Method:**	**EPA 8015M**	**Prep Method:**	**EPA 3580**
				Basis:	**Dry**

QC983853 Analyte	Result	Source Sample Result	Spiked	Units	Recovery	Qual	Limits	DF
Diesel C10-C28	209.4	4.486	274.7	mg/Kg	75%		62-126	1
Surrogates								
n-Triacontane	9.925		10.99	mg/Kg	90%		70-130	1

ENTHALPY ANALYTICAL

Batch QC

Type:	**Matrix Spike Duplicate**	**Lab ID:**	**QC983854**	**Batch:**	**287558**
Matrix (Source ID):	**Soil (461330-005)**	**Method:**	**EPA 8015M**	**Prep Method:**	**EPA 3580**
				Basis:	**Dry**

QC983854 Analyte	Result	Source Sample Result	Spiked	Units	Recovery	Qual	Limits	RPD	RPD Lim	DF
Diesel C10-C28	205.8	4.486	274.7	mg/Kg	73%		62-126	2	35	1
Surrogates										
n-Triacontane	8.966		10.99	mg/Kg	82%		70-130			1

Type:	**Blank**	**Lab ID:**	**QC983855**	**Batch:**	**287559**
Matrix:	**Soil**	**Method:**	**EPA 8015M**	**Prep Method:**	**EPA 3580**

QC983855 Analyte	Result	Qual	Units	RL	Prepared	Analyzed
DRO C10-C28	ND		mg/Kg	10	04/14/22	04/15/22
ORO C28-C44	ND		mg/Kg	20	04/14/22	04/15/22
Surrogates				**Limits**		
n-Triacontane	106%		%REC	70-130	04/14/22	04/15/22

Type:	**Lab Control Sample**	**Lab ID:**	**QC983856**	**Batch:**	**287559**
Matrix:	**Soil**	**Method:**	**EPA 8015M**	**Prep Method:**	**EPA 3580**

QC983856 Analyte	Result	Spiked	Units	Recovery	Qual	Limits
Diesel C10-C28	229.2	250.0	mg/Kg	92%		76-122
Surrogates						
n-Triacontane	9.715	10.00	mg/Kg	97%		70-130

Type:	**Matrix Spike**	**Lab ID:**	**QC983857**	**Batch:**	**287559**
Matrix (Source ID):	**Soil (461330-023)**	**Method:**	**EPA 8015M**	**Prep Method:**	**EPA 3580**
				Basis:	**Dry**

QC983857 Analyte	Result	Source Sample Result	Spiked	Units	Recovery	Qual	Limits	DF
Diesel C10-C28	373.2	209.4	266.0	mg/Kg	62%		62-126	5
Surrogates								
n-Triacontane	9.560		10.64	mg/Kg	90%		70-130	5

ENTHALPY ANALYTICAL

Batch QC

Type:	**Matrix Spike Duplicate**	**Lab ID:**	**QC983858**	**Batch:**	**287559**
Matrix (Source ID):	**Soil (461330-023)**	**Method:**	**EPA 8015M**	**Prep Method:**	**EPA 3580**
				Basis:	**Dry**

QC983858 Analyte	Result	Source Sample Result	Spiked	Units	Recovery	Qual	Limits	RPD	RPD Lim	DF
Diesel C10-C28	342.4	209.4	266.0	mg/Kg	50%	*	62-126	9	35	5
Surrogates										
n-Triacontane	9.631		10.64	mg/Kg	91%		70-130			5

ENTHALPY ANALYTICAL

Batch QC

Type:	**Blank**	**Lab ID:**	**QC984059**	**Batch:**	**287635**
Matrix:	**Water**	**Method:**	**EPA 8260B**	**Prep Method:**	**EPA 5030B**

QC984059 Analyte	Result	Qual	Units	RL	Prepared	Analyzed
TPH Gasoline	ND		ug/L	100	04/15/22	04/15/22
Freon 12	ND		ug/L	0.5	04/15/22	04/15/22
Chloromethane	ND		ug/L	0.5	04/15/22	04/15/22
Vinyl Chloride	ND		ug/L	0.5	04/15/22	04/15/22
Bromomethane	ND		ug/L	1.0	04/15/22	04/15/22
Chloroethane	ND		ug/L	0.5	04/15/22	04/15/22
Trichlorofluoromethane	ND		ug/L	0.5	04/15/22	04/15/22
Acetone	ND		ug/L	12	04/15/22	04/15/22
Freon 113	ND		ug/L	0.5	04/15/22	04/15/22
1,1-Dichloroethene	ND		ug/L	0.5	04/15/22	04/15/22
Methylene Chloride	ND		ug/L	10	04/15/22	04/15/22
MTBE	ND		ug/L	0.5	04/15/22	04/15/22
trans-1,2-Dichloroethene	ND		ug/L	0.5	04/15/22	04/15/22
1,1-Dichloroethane	ND		ug/L	0.5	04/15/22	04/15/22
2-Butanone	ND		ug/L	5.0	04/15/22	04/15/22
cis-1,2-Dichloroethene	ND		ug/L	0.5	04/15/22	04/15/22
2,2-Dichloropropane	ND		ug/L	0.5	04/15/22	04/15/22
Chloroform	ND		ug/L	0.5	04/15/22	04/15/22
Bromochloromethane	ND		ug/L	0.5	04/15/22	04/15/22
1,1,1-Trichloroethane	ND		ug/L	0.5	04/15/22	04/15/22
1,1-Dichloropropene	ND		ug/L	0.5	04/15/22	04/15/22
Carbon Tetrachloride	ND		ug/L	0.5	04/15/22	04/15/22
1,2-Dichloroethane	ND		ug/L	0.5	04/15/22	04/15/22
Benzene	ND		ug/L	0.5	04/15/22	04/15/22
Trichloroethene	ND		ug/L	0.5	04/15/22	04/15/22
1,2-Dichloropropane	ND		ug/L	0.5	04/15/22	04/15/22
Bromodichloromethane	ND		ug/L	0.5	04/15/22	04/15/22
Dibromomethane	ND		ug/L	0.5	04/15/22	04/15/22
4-Methyl-2-Pentanone	ND		ug/L	5.0	04/15/22	04/15/22
cis-1,3-Dichloropropene	ND		ug/L	0.5	04/15/22	04/15/22
Toluene	ND		ug/L	0.5	04/15/22	04/15/22
trans-1,3-Dichloropropene	ND		ug/L	0.5	04/15/22	04/15/22
1,1,2-Trichloroethane	ND		ug/L	0.5	04/15/22	04/15/22
1,3-Dichloropropane	ND		ug/L	0.5	04/15/22	04/15/22
Tetrachloroethene	ND		ug/L	0.5	04/15/22	04/15/22
Dibromochloromethane	ND		ug/L	0.5	04/15/22	04/15/22
1,2-Dibromoethane	ND		ug/L	0.5	04/15/22	04/15/22
Chlorobenzene	ND		ug/L	0.5	04/15/22	04/15/22
1,1,1,2-Tetrachloroethane	ND		ug/L	0.5	04/15/22	04/15/22
Ethylbenzene	ND		ug/L	0.5	04/15/22	04/15/22
m,p-Xylenes	ND		ug/L	1.0	04/15/22	04/15/22
o-Xylene	ND		ug/L	0.5	04/15/22	04/15/22

ENTHALPY ANALYTICAL

Batch QC

QC984059 Analyte	Result	Qual	Units	RL	Prepared	Analyzed
Styrene	ND		ug/L	0.5	04/15/22	04/15/22
Bromoform	ND		ug/L	1.0	04/15/22	04/15/22
Propylbenzene	ND		ug/L	0.5	04/15/22	04/15/22
Isopropylbenzene	ND		ug/L	0.5	04/15/22	04/15/22
1,1,2,2-Tetrachloroethane	ND		ug/L	0.5	04/15/22	04/15/22
1,2,3-Trichloropropane	ND		ug/L	0.5	04/15/22	04/15/22
Bromobenzene	ND		ug/L	1.0	04/15/22	04/15/22
1,3,5-Trimethylbenzene	ND		ug/L	0.5	04/15/22	04/15/22
2-Chlorotoluene	ND		ug/L	0.5	04/15/22	04/15/22
4-Chlorotoluene	ND		ug/L	0.5	04/15/22	04/15/22
tert-Butylbenzene	ND		ug/L	0.5	04/15/22	04/15/22
1,2,4-Trimethylbenzene	ND		ug/L	0.5	04/15/22	04/15/22
sec-Butylbenzene	ND		ug/L	0.5	04/15/22	04/15/22
para-Isopropyl Toluene	ND		ug/L	0.5	04/15/22	04/15/22
1,3-Dichlorobenzene	ND		ug/L	0.5	04/15/22	04/15/22
1,4-Dichlorobenzene	ND		ug/L	0.5	04/15/22	04/15/22
n-Butylbenzene	ND		ug/L	0.5	04/15/22	04/15/22
1,2-Dichlorobenzene	ND		ug/L	0.5	04/15/22	04/15/22
1,2-Dibromo-3-Chloropropane	ND		ug/L	2.0	04/15/22	04/15/22
1,2,4-Trichlorobenzene	ND		ug/L	0.5	04/15/22	04/15/22
Hexachlorobutadiene	ND		ug/L	2.0	04/15/22	04/15/22
Naphthalene	ND		ug/L	2.0	04/15/22	04/15/22
1,2,3-Trichlorobenzene	ND		ug/L	0.5	04/15/22	04/15/22
Isopropyl Ether (DIPE)	ND		ug/L	0.5	04/15/22	04/15/22
Ethyl tert-Butyl Ether (ETBE)	ND		ug/L	0.5	04/15/22	04/15/22
tert-Butyl Alcohol (TBA)	ND		ug/L	5.0	04/15/22	04/15/22
Methyl tert-Amyl Ether (TAME)	ND		ug/L	0.5	04/15/22	04/15/22
Surrogates				**Limits**		
Dibromofluoromethane	107%		%REC	70-140	04/15/22	04/15/22
1,2-Dichloroethane-d4	98%		%REC	70-140	04/15/22	04/15/22
Toluene-d8	105%		%REC	70-140	04/15/22	04/15/22
Bromofluorobenzene	95%		%REC	70-140	04/15/22	04/15/22

ENTHALPY ANALYTICAL

Batch QC

Type: Lab Control Sample	Lab ID: QC984060	Batch: 287635
Matrix: Water	Method: EPA 8260B	Prep Method: EPA 5030B

QC984060 Analyte	Result	Spiked	Units	Recovery	Qual	Limits
1,1-Dichloroethene	54.41	50.00	ug/L	109%		70-135
MTBE	55.10	50.00	ug/L	110%		70-130
Benzene	52.70	50.00	ug/L	105%		70-130
Trichloroethene	62.03	50.00	ug/L	124%		70-130
Toluene	55.55	50.00	ug/L	111%		70-130
Chlorobenzene	61.23	50.00	ug/L	122%		70-130
Surrogates						
Dibromofluoromethane	54.51	50.00	ug/L	109%		70-140
1,2-Dichloroethane-d4	50.01	50.00	ug/L	100%		70-140
Toluene-d8	53.39	50.00	ug/L	107%		70-140
Bromofluorobenzene	48.53	50.00	ug/L	97%		70-140

Type: Lab Control Sample Duplicate	Lab ID: QC984061	Batch: 287635
Matrix: Water	Method: EPA 8260B	Prep Method: EPA 5030B

QC984061 Analyte	Result	Spiked	Units	Recovery	Qual	Limits	RPD	RPD Lim
1,1-Dichloroethene	53.50	50.00	ug/L	107%		70-135	2	30
MTBE	54.71	50.00	ug/L	109%		70-130	1	30
Benzene	51.38	50.00	ug/L	103%		70-130	3	30
Trichloroethene	59.59	50.00	ug/L	119%		70-130	4	30
Toluene	53.76	50.00	ug/L	108%		70-130	3	30
Chlorobenzene	58.18	50.00	ug/L	116%		70-130	5	30
Surrogates								
Dibromofluoromethane	54.11	50.00	ug/L	108%		70-140		
1,2-Dichloroethane-d4	49.35	50.00	ug/L	99%		70-140		
Toluene-d8	52.71	50.00	ug/L	105%		70-140		
Bromofluorobenzene	51.02	50.00	ug/L	102%		70-140		

Type: Lab Control Sample	Lab ID: QC984062	Batch: 287635
Matrix: Water	Method: EPA 8260B	Prep Method: EPA 5030B

QC984062 Analyte	Result	Spiked	Units	Recovery	Qual	Limits
TPH Gasoline	525.8	500.0	ug/L	105%		70-130
Surrogates						
Dibromofluoromethane	53.46	50.00	ug/L	107%		70-140
1,2-Dichloroethane-d4	50.49	50.00	ug/L	101%		70-140
Toluene-d8	51.55	50.00	ug/L	103%		70-140
Bromofluorobenzene	49.64	50.00	ug/L	99%		70-140

ENTHALPY ANALYTICAL

Batch QC

Type:	**Lab Control Sample Duplicate**	**Lab ID:**	**QC984063**	**Batch:**	**287635**
Matrix:	**Water**	**Method:**	**EPA 8260B**	**Prep Method:**	**EPA 5030B**

QC984063 Analyte	Result	Spiked	Units	Recovery	Qual	Limits	RPD	RPD Lim
TPH Gasoline	496.2	500.0	ug/L	99%		70-130	6	20
Surrogates								
Dibromofluoromethane	53.16	50.00	ug/L	106%		70-140		
1,2-Dichloroethane-d4	49.71	50.00	ug/L	99%		70-140		
Toluene-d8	52.66	50.00	ug/L	105%		70-140		
Bromofluorobenzene	49.61	50.00	ug/L	99%		70-140		

ENTHALPY ANALYTICAL

Batch QC

Type: Blank	**Lab ID:** QC983581	**Batch:** 287472	
Matrix: Soil	**Method:** EPA 8260B	**Prep Method:** EPA 5030B	

QC983581 Analyte	Result	Qual	Units	RL	Prepared	Analyzed
TPH Gasoline	ND		ug/Kg	100	04/14/22	04/14/22
Freon 12	ND		ug/Kg	5.0	04/14/22	04/14/22
Chloromethane	ND		ug/Kg	5.0	04/14/22	04/14/22
Vinyl Chloride	ND		ug/Kg	5.0	04/14/22	04/14/22
Bromomethane	ND		ug/Kg	5.0	04/14/22	04/14/22
Chloroethane	ND		ug/Kg	5.0	04/14/22	04/14/22
Trichlorofluoromethane	ND		ug/Kg	5.0	04/14/22	04/14/22
Acetone	ND		ug/Kg	100	04/14/22	04/14/22
Freon 113	ND		ug/Kg	5.0	04/14/22	04/14/22
1,1-Dichloroethene	ND		ug/Kg	5.0	04/14/22	04/14/22
Methylene Chloride	ND		ug/Kg	5.0	04/14/22	04/14/22
MTBE	ND		ug/Kg	5.0	04/14/22	04/14/22
trans-1,2-Dichloroethene	ND		ug/Kg	5.0	04/14/22	04/14/22
1,1-Dichloroethane	ND		ug/Kg	5.0	04/14/22	04/14/22
2-Butanone	ND		ug/Kg	100	04/14/22	04/14/22
cis-1,2-Dichloroethene	ND		ug/Kg	5.0	04/14/22	04/14/22
2,2-Dichloropropane	ND		ug/Kg	5.0	04/14/22	04/14/22
Chloroform	ND		ug/Kg	5.0	04/14/22	04/14/22
Bromochloromethane	ND		ug/Kg	5.0	04/14/22	04/14/22
1,1,1-Trichloroethane	ND		ug/Kg	5.0	04/14/22	04/14/22
1,1-Dichloropropene	ND		ug/Kg	5.0	04/14/22	04/14/22
Carbon Tetrachloride	ND		ug/Kg	5.0	04/14/22	04/14/22
1,2-Dichloroethane	ND		ug/Kg	5.0	04/14/22	04/14/22
Benzene	ND		ug/Kg	5.0	04/14/22	04/14/22
Trichloroethene	ND		ug/Kg	5.0	04/14/22	04/14/22
1,2-Dichloropropane	ND		ug/Kg	5.0	04/14/22	04/14/22
Bromodichloromethane	ND		ug/Kg	5.0	04/14/22	04/14/22
Dibromomethane	ND		ug/Kg	5.0	04/14/22	04/14/22
4-Methyl-2-Pentanone	ND		ug/Kg	8.1	04/14/22	04/14/22
cis-1,3-Dichloropropene	ND		ug/Kg	5.0	04/14/22	04/14/22
Toluene	ND		ug/Kg	5.0	04/14/22	04/14/22
trans-1,3-Dichloropropene	ND		ug/Kg	5.0	04/14/22	04/14/22
1,1,2-Trichloroethane	ND		ug/Kg	5.0	04/14/22	04/14/22
1,3-Dichloropropane	ND		ug/Kg	5.0	04/14/22	04/14/22
Tetrachloroethene	ND		ug/Kg	5.0	04/14/22	04/14/22
Dibromochloromethane	ND		ug/Kg	5.0	04/14/22	04/14/22
1,2-Dibromoethane	ND		ug/Kg	5.0	04/14/22	04/14/22
Chlorobenzene	ND		ug/Kg	5.0	04/14/22	04/14/22
1,1,1,2-Tetrachloroethane	ND		ug/Kg	5.0	04/14/22	04/14/22
Ethylbenzene	ND		ug/Kg	5.0	04/14/22	04/14/22
m,p-Xylenes	ND		ug/Kg	10	04/14/22	04/14/22
o-Xylene	ND		ug/Kg	5.0	04/14/22	04/14/22

Batch QC

QC983581 Analyte	Result	Qual	Units	RL	Prepared	Analyzed
Styrene	ND		ug/Kg	5.0	04/14/22	04/14/22
Bromoform	ND		ug/Kg	5.0	04/14/22	04/14/22
Isopropylbenzene	ND		ug/Kg	5.0	04/14/22	04/14/22
1,1,2,2-Tetrachloroethane	ND		ug/Kg	5.0	04/14/22	04/14/22
1,2,3-Trichloropropane	ND		ug/Kg	5.0	04/14/22	04/14/22
Propylbenzene	ND		ug/Kg	5.0	04/14/22	04/14/22
Bromobenzene	ND		ug/Kg	5.0	04/14/22	04/14/22
1,3,5-Trimethylbenzene	ND		ug/Kg	5.0	04/14/22	04/14/22
2-Chlorotoluene	ND		ug/Kg	5.0	04/14/22	04/14/22
4-Chlorotoluene	ND		ug/Kg	5.0	04/14/22	04/14/22
tert-Butylbenzene	ND		ug/Kg	5.0	04/14/22	04/14/22
1,2,4-Trimethylbenzene	ND		ug/Kg	5.0	04/14/22	04/14/22
sec-Butylbenzene	ND		ug/Kg	5.0	04/14/22	04/14/22
para-Isopropyl Toluene	ND		ug/Kg	5.0	04/14/22	04/14/22
1,3-Dichlorobenzene	ND		ug/Kg	5.0	04/14/22	04/14/22
1,4-Dichlorobenzene	ND		ug/Kg	5.0	04/14/22	04/14/22
n-Butylbenzene	ND		ug/Kg	5.0	04/14/22	04/14/22
1,2-Dichlorobenzene	ND		ug/Kg	5.0	04/14/22	04/14/22
1,2-Dibromo-3-Chloropropane	ND		ug/Kg	5.0	04/14/22	04/14/22
1,2,4-Trichlorobenzene	ND		ug/Kg	5.0	04/14/22	04/14/22
Hexachlorobutadiene	ND		ug/Kg	5.0	04/14/22	04/14/22
Naphthalene	ND		ug/Kg	5.0	04/14/22	04/14/22
1,2,3-Trichlorobenzene	ND		ug/Kg	5.0	04/14/22	04/14/22
Surrogates				**Limits**		
Dibromofluoromethane	107%		%REC	70-130	04/14/22	04/14/22
1,2-Dichloroethane-d4	95%		%REC	70-145	04/14/22	04/14/22
Toluene-d8	106%		%REC	70-145	04/14/22	04/14/22
Bromofluorobenzene	100%		%REC	70-145	04/14/22	04/14/22

Type: Lab Control Sample | **Lab ID:** QC983582 | **Batch:** 287472
Matrix: Soil | **Method:** EPA 8260B | **Prep Method:** EPA 5030B

QC983582 Analyte	Result	Spiked	Units	Recovery	Qual	Limits
1,1-Dichloroethene	50.08	50.00	ug/Kg	100%		70-131
MTBE	49.22	50.00	ug/Kg	98%		69-130
Benzene	50.05	50.00	ug/Kg	100%		70-130
Trichloroethene	59.63	50.00	ug/Kg	119%		70-130
Toluene	53.02	50.00	ug/Kg	106%		70-130
Chlorobenzene	56.67	50.00	ug/Kg	113%		70-130
Surrogates						
Dibromofluoromethane	53.36	50.00	ug/Kg	107%		70-130
1,2-Dichloroethane-d4	47.23	50.00	ug/Kg	94%		70-145
Toluene-d8	53.32	50.00	ug/Kg	107%		70-145
Bromofluorobenzene	48.73	50.00	ug/Kg	97%		70-145

ENTHALPY ANALYTICAL

Batch QC

Type:	**Lab Control Sample Duplicate**	**Lab ID:**	**QC983583**	**Batch:**	**287472**
Matrix:	**Soil**	**Method:**	**EPA 8260B**	**Prep Method:**	**EPA 5030B**

QC983583 Analyte	Result	Spiked	Units	Recovery	Qual	Limits	RPD	RPD Lim
1,1-Dichloroethene	48.96	50.00	ug/Kg	98%		70-131	2	33
MTBE	47.47	50.00	ug/Kg	95%		69-130	4	30
Benzene	47.92	50.00	ug/Kg	96%		70-130	4	30
Trichloroethene	55.84	50.00	ug/Kg	112%		70-130	7	30
Toluene	50.27	50.00	ug/Kg	101%		70-130	5	30
Chlorobenzene	54.10	50.00	ug/Kg	108%		70-130	5	30
Surrogates								
Dibromofluoromethane	53.76	50.00	ug/Kg	108%		70-130		
1,2-Dichloroethane-d4	48.49	50.00	ug/Kg	97%		70-145		
Toluene-d8	53.55	50.00	ug/Kg	107%		70-145		
Bromofluorobenzene	48.22	50.00	ug/Kg	96%		70-145		

ENTHALPY ANALYTICAL

Batch QC

Type:	**Blank**	**Lab ID:**	**QC983584**	**Batch:**	**287472**
Matrix:	**Soil**	**Method:**	**EPA 8260B**	**Prep Method:**	**EPA 5030B**

QC983584 Analyte	Result	Qual	Units	RL	Prepared	Analyzed
Freon 12	ND		ug/Kg	250	04/14/22	04/14/22
Chloromethane	ND		ug/Kg	250	04/14/22	04/14/22
Vinyl Chloride	ND		ug/Kg	250	04/14/22	04/14/22
Bromomethane	ND		ug/Kg	250	04/14/22	04/14/22
Chloroethane	ND		ug/Kg	250	04/14/22	04/14/22
Trichlorofluoromethane	ND		ug/Kg	250	04/14/22	04/14/22
Acetone	ND		ug/Kg	5,000	04/14/22	04/14/22
Freon 113	ND		ug/Kg	250	04/14/22	04/14/22
1,1-Dichloroethene	ND		ug/Kg	250	04/14/22	04/14/22
Methylene Chloride	ND		ug/Kg	250	04/14/22	04/14/22
MTBE	ND		ug/Kg	250	04/14/22	04/14/22
trans-1,2-Dichloroethene	ND		ug/Kg	250	04/14/22	04/14/22
1,1-Dichloroethane	ND		ug/Kg	250	04/14/22	04/14/22
2-Butanone	ND		ug/Kg	5,000	04/14/22	04/14/22
cis-1,2-Dichloroethene	ND		ug/Kg	250	04/14/22	04/14/22
2,2-Dichloropropane	ND		ug/Kg	250	04/14/22	04/14/22
Chloroform	ND		ug/Kg	250	04/14/22	04/14/22
Bromochloromethane	ND		ug/Kg	250	04/14/22	04/14/22
1,1,1-Trichloroethane	ND		ug/Kg	250	04/14/22	04/14/22
1,1-Dichloropropene	ND		ug/Kg	250	04/14/22	04/14/22
Carbon Tetrachloride	ND		ug/Kg	250	04/14/22	04/14/22
1,2-Dichloroethane	ND		ug/Kg	250	04/14/22	04/14/22
Benzene	ND		ug/Kg	250	04/14/22	04/14/22
Trichloroethene	ND		ug/Kg	250	04/14/22	04/14/22
1,2-Dichloropropane	ND		ug/Kg	250	04/14/22	04/14/22
Bromodichloromethane	ND		ug/Kg	250	04/14/22	04/14/22
Dibromomethane	ND		ug/Kg	250	04/14/22	04/14/22
4-Methyl-2-Pentanone	ND		ug/Kg	250	04/14/22	04/14/22
cis-1,3-Dichloropropene	ND		ug/Kg	250	04/14/22	04/14/22
Toluene	ND		ug/Kg	250	04/14/22	04/14/22
trans-1,3-Dichloropropene	ND		ug/Kg	250	04/14/22	04/14/22
1,1,2-Trichloroethane	ND		ug/Kg	250	04/14/22	04/14/22
1,3-Dichloropropane	ND		ug/Kg	250	04/14/22	04/14/22
Tetrachloroethene	ND		ug/Kg	250	04/14/22	04/14/22
Dibromochloromethane	ND		ug/Kg	250	04/14/22	04/14/22
1,2-Dibromoethane	ND		ug/Kg	250	04/14/22	04/14/22
Chlorobenzene	ND		ug/Kg	250	04/14/22	04/14/22
1,1,1,2-Tetrachloroethane	ND		ug/Kg	250	04/14/22	04/14/22
Ethylbenzene	ND		ug/Kg	250	04/14/22	04/14/22
m,p-Xylenes	ND		ug/Kg	500	04/14/22	04/14/22
o-Xylene	ND		ug/Kg	250	04/14/22	04/14/22
Styrene	ND		ug/Kg	250	04/14/22	04/14/22

Batch QC

QC983584 Analyte	Result	Qual	Units	RL	Prepared	Analyzed
Bromoform	ND		ug/Kg	250	04/14/22	04/14/22
Isopropylbenzene	ND		ug/Kg	250	04/14/22	04/14/22
1,1,2,2-Tetrachloroethane	ND		ug/Kg	250	04/14/22	04/14/22
1,2,3-Trichloropropane	ND		ug/Kg	250	04/14/22	04/14/22
Propylbenzene	ND		ug/Kg	250	04/14/22	04/14/22
Bromobenzene	ND		ug/Kg	250	04/14/22	04/14/22
1,3,5-Trimethylbenzene	ND		ug/Kg	250	04/14/22	04/14/22
2-Chlorotoluene	ND		ug/Kg	250	04/14/22	04/14/22
4-Chlorotoluene	ND		ug/Kg	250	04/14/22	04/14/22
tert-Butylbenzene	ND		ug/Kg	250	04/14/22	04/14/22
1,2,4-Trimethylbenzene	ND		ug/Kg	250	04/14/22	04/14/22
sec-Butylbenzene	ND		ug/Kg	250	04/14/22	04/14/22
para-Isopropyl Toluene	ND		ug/Kg	250	04/14/22	04/14/22
1,3-Dichlorobenzene	ND		ug/Kg	250	04/14/22	04/14/22
1,4-Dichlorobenzene	ND		ug/Kg	250	04/14/22	04/14/22
n-Butylbenzene	ND		ug/Kg	250	04/14/22	04/14/22
1,2-Dichlorobenzene	ND		ug/Kg	250	04/14/22	04/14/22
1,2-Dibromo-3-Chloropropane	ND		ug/Kg	250	04/14/22	04/14/22
1,2,4-Trichlorobenzene	ND		ug/Kg	250	04/14/22	04/14/22
Hexachlorobutadiene	ND		ug/Kg	250	04/14/22	04/14/22
Naphthalene	ND		ug/Kg	250	04/14/22	04/14/22
1,2,3-Trichlorobenzene	ND		ug/Kg	250	04/14/22	04/14/22
Surrogates				**Limits**		
Dibromofluoromethane	106%		%REC	70-130	04/14/22	04/14/22
1,2-Dichloroethane-d4	98%		%REC	70-145	04/14/22	04/14/22
Toluene-d8	109%		%REC	70-145	04/14/22	04/14/22
Bromofluorobenzene	98%		%REC	70-145	04/14/22	04/14/22

Type: Lab Control Sample	**Lab ID: QC983585**	**Batch: 287472**
Matrix: Soil	**Method: EPA 8260B**	**Prep Method: EPA 5030B**

QC983585 Analyte	Result	Spiked	Units	Recovery	Qual	Limits
TPH Gasoline	550.9	500.0	ug/Kg	110%		70-130
Surrogates						
Dibromofluoromethane	52.91	50.00	ug/Kg	106%		70-130
1,2-Dichloroethane-d4	47.26	50.00	ug/Kg	95%		70-145
Toluene-d8	53.27	50.00	ug/Kg	107%		70-145
Bromofluorobenzene	51.07	50.00	ug/Kg	102%		70-145

ENTHALPY ANALYTICAL

Batch QC

Type:	**Lab Control Sample Duplicate**	**Lab ID:**	**QC983586**	**Batch:**	**287472**
Matrix:	**Soil**	**Method:**	**EPA 8260B**	**Prep Method:**	**EPA 5030B**

QC983586 Analyte	Result	Spiked	Units	Recovery	Qual	Limits	RPD	RPD Lim
TPH Gasoline	526.6	500.0	ug/Kg	105%		70-130	5	20
Surrogates								
Dibromofluoromethane	53.32	50.00	ug/Kg	107%		70-130		
1,2-Dichloroethane-d4	48.18	50.00	ug/Kg	96%		70-145		
Toluene-d8	53.26	50.00	ug/Kg	107%		70-145		
Bromofluorobenzene	49.40	50.00	ug/Kg	99%		70-145		

ENTHALPY ANALYTICAL

Batch QC

Type:	**Blank**	**Lab ID:**	**QC983600**	**Batch:**	**287475**
Matrix:	**Soil**	**Method:**	**EPA 8260B**	**Prep Method:**	**EPA 5030B**

QC983600 Analyte	Result	Qual	Units	RL	Prepared	Analyzed
TPH Gasoline	ND		ug/Kg	100	04/14/22	04/14/22
Freon 12	ND		ug/Kg	5.0	04/14/22	04/14/22
Chloromethane	ND		ug/Kg	5.0	04/14/22	04/14/22
Vinyl Chloride	ND		ug/Kg	5.0	04/14/22	04/14/22
Bromomethane	ND		ug/Kg	5.0	04/14/22	04/14/22
Chloroethane	ND		ug/Kg	5.0	04/14/22	04/14/22
Trichlorofluoromethane	ND		ug/Kg	5.0	04/14/22	04/14/22
Acetone	ND		ug/Kg	100	04/14/22	04/14/22
Freon 113	ND		ug/Kg	5.0	04/14/22	04/14/22
1,1-Dichloroethene	ND		ug/Kg	5.0	04/14/22	04/14/22
Methylene Chloride	ND		ug/Kg	5.0	04/14/22	04/14/22
MTBE	ND		ug/Kg	5.0	04/14/22	04/14/22
trans-1,2-Dichloroethene	ND		ug/Kg	5.0	04/14/22	04/14/22
1,1-Dichloroethane	ND		ug/Kg	5.0	04/14/22	04/14/22
2-Butanone	ND		ug/Kg	100	04/14/22	04/14/22
cis-1,2-Dichloroethene	ND		ug/Kg	5.0	04/14/22	04/14/22
2,2-Dichloropropane	ND		ug/Kg	5.0	04/14/22	04/14/22
Chloroform	ND		ug/Kg	5.0	04/14/22	04/14/22
Bromochloromethane	ND		ug/Kg	5.0	04/14/22	04/14/22
1,1,1-Trichloroethane	ND		ug/Kg	5.0	04/14/22	04/14/22
1,1-Dichloropropene	ND		ug/Kg	5.0	04/14/22	04/14/22
Carbon Tetrachloride	ND		ug/Kg	5.0	04/14/22	04/14/22
1,2-Dichloroethane	ND		ug/Kg	5.0	04/14/22	04/14/22
Benzene	ND		ug/Kg	5.0	04/14/22	04/14/22
Trichloroethene	ND		ug/Kg	5.0	04/14/22	04/14/22
1,2-Dichloropropane	ND		ug/Kg	5.0	04/14/22	04/14/22
Bromodichloromethane	ND		ug/Kg	5.0	04/14/22	04/14/22
Dibromomethane	ND		ug/Kg	5.0	04/14/22	04/14/22
4-Methyl-2-Pentanone	ND		ug/Kg	5.0	04/14/22	04/14/22
cis-1,3-Dichloropropene	ND		ug/Kg	5.0	04/14/22	04/14/22
Toluene	ND		ug/Kg	5.0	04/14/22	04/14/22
trans-1,3-Dichloropropene	ND		ug/Kg	5.0	04/14/22	04/14/22
1,1,2-Trichloroethane	ND		ug/Kg	5.0	04/14/22	04/14/22
1,3-Dichloropropane	ND		ug/Kg	5.0	04/14/22	04/14/22
Tetrachloroethene	ND		ug/Kg	5.0	04/14/22	04/14/22
Dibromochloromethane	ND		ug/Kg	5.0	04/14/22	04/14/22
1,2-Dibromoethane	ND		ug/Kg	5.0	04/14/22	04/14/22
Chlorobenzene	ND		ug/Kg	5.0	04/14/22	04/14/22
1,1,1,2-Tetrachloroethane	ND		ug/Kg	5.0	04/14/22	04/14/22
Ethylbenzene	ND		ug/Kg	5.0	04/14/22	04/14/22
m,p-Xylenes	ND		ug/Kg	10	04/14/22	04/14/22
o-Xylene	ND		ug/Kg	5.0	04/14/22	04/14/22

ENTHALPY ANALYTICAL

Batch QC

QC983600 Analyte	Result	Qual	Units	RL	Prepared	Analyzed
Styrene	ND		ug/Kg	5.0	04/14/22	04/14/22
Bromoform	ND		ug/Kg	5.0	04/14/22	04/14/22
Isopropylbenzene	ND		ug/Kg	5.0	04/14/22	04/14/22
1,1,2,2-Tetrachloroethane	ND		ug/Kg	5.0	04/14/22	04/14/22
1,2,3-Trichloropropane	ND		ug/Kg	5.0	04/14/22	04/14/22
Propylbenzene	ND		ug/Kg	5.0	04/14/22	04/14/22
Bromobenzene	ND		ug/Kg	5.0	04/14/22	04/14/22
1,3,5-Trimethylbenzene	ND		ug/Kg	5.0	04/14/22	04/14/22
2-Chlorotoluene	ND		ug/Kg	5.0	04/14/22	04/14/22
4-Chlorotoluene	ND		ug/Kg	5.0	04/14/22	04/14/22
tert-Butylbenzene	ND		ug/Kg	5.0	04/14/22	04/14/22
1,2,4-Trimethylbenzene	ND		ug/Kg	5.0	04/14/22	04/14/22
sec-Butylbenzene	ND		ug/Kg	5.0	04/14/22	04/14/22
para-Isopropyl Toluene	ND		ug/Kg	5.0	04/14/22	04/14/22
1,3-Dichlorobenzene	ND		ug/Kg	5.0	04/14/22	04/14/22
1,4-Dichlorobenzene	ND		ug/Kg	5.0	04/14/22	04/14/22
n-Butylbenzene	ND		ug/Kg	5.0	04/14/22	04/14/22
1,2-Dichlorobenzene	ND		ug/Kg	5.0	04/14/22	04/14/22
1,2-Dibromo-3-Chloropropane	ND		ug/Kg	5.0	04/14/22	04/14/22
1,2,4-Trichlorobenzene	ND		ug/Kg	5.0	04/14/22	04/14/22
Hexachlorobutadiene	ND		ug/Kg	5.0	04/14/22	04/14/22
Naphthalene	ND		ug/Kg	5.0	04/14/22	04/14/22
1,2,3-Trichlorobenzene	ND		ug/Kg	5.0	04/14/22	04/14/22
Surrogates				**Limits**		
Dibromofluoromethane	100%		%REC	70-130	04/14/22	04/14/22
1,2-Dichloroethane-d4	109%		%REC	70-145	04/14/22	04/14/22
Toluene-d8	98%		%REC	70-145	04/14/22	04/14/22
Bromofluorobenzene	92%		%REC	70-145	04/14/22	04/14/22

Type: Lab Control Sample | **Lab ID:** QC983601 | **Batch:** 287475
Matrix: Soil | **Method:** EPA 8260B | **Prep Method:** EPA 5030B

QC983601 Analyte	Result	Spiked	Units	Recovery	Qual	Limits
1,1-Dichloroethene	50.98	50.00	ug/Kg	102%		70-131
MTBE	48.69	50.00	ug/Kg	97%		69-130
Benzene	48.96	50.00	ug/Kg	98%		70-130
Trichloroethene	48.12	50.00	ug/Kg	96%		70-130
Toluene	48.51	50.00	ug/Kg	97%		70-130
Chlorobenzene	49.67	50.00	ug/Kg	99%		70-130
Surrogates						
Dibromofluoromethane	53.44	50.00	ug/Kg	107%		70-130
1,2-Dichloroethane-d4	53.91	50.00	ug/Kg	108%		70-145
Toluene-d8	48.27	50.00	ug/Kg	97%		70-145
Bromofluorobenzene	47.35	50.00	ug/Kg	95%		70-145

ENTHALPY ANALYTICAL

Batch QC

Type:	**Lab Control Sample Duplicate**	**Lab ID:**	**QC983602**	**Batch:**	**287475**
Matrix:	**Soil**	**Method:**	**EPA 8260B**	**Prep Method:**	**EPA 5030B**

QC983602 Analyte	Result	Spiked	Units	Recovery	Qual	Limits	RPD	RPD Lim
1,1-Dichloroethene	50.69	50.00	ug/Kg	101%		70-131	1	33
MTBE	48.08	50.00	ug/Kg	96%		69-130	1	30
Benzene	48.74	50.00	ug/Kg	97%		70-130	0	30
Trichloroethene	48.82	50.00	ug/Kg	98%		70-130	1	30
Toluene	47.63	50.00	ug/Kg	95%		70-130	2	30
Chlorobenzene	48.21	50.00	ug/Kg	96%		70-130	3	30
Surrogates								
Dibromofluoromethane	52.69	50.00	ug/Kg	105%		70-130		
1,2-Dichloroethane-d4	55.16	50.00	ug/Kg	110%		70-145		
Toluene-d8	48.18	50.00	ug/Kg	96%		70-145		
Bromofluorobenzene	47.08	50.00	ug/Kg	94%		70-145		

ENTHALPY ANALYTICAL

Batch QC

Type: Blank	**Lab ID:** QC983603	**Batch:** 287475	
Matrix: Soil	**Method:** EPA 8260B	**Prep Method:** EPA 5030B	

QC983603 Analyte	Result	Qual	Units	RL	Prepared	Analyzed
TPH Gasoline	ND		ug/Kg	5,000	04/14/22	04/14/22
Freon 12	ND		ug/Kg	250	04/14/22	04/14/22
Chloromethane	ND		ug/Kg	250	04/14/22	04/14/22
Vinyl Chloride	ND		ug/Kg	250	04/14/22	04/14/22
Bromomethane	ND		ug/Kg	250	04/14/22	04/14/22
Chloroethane	ND		ug/Kg	250	04/14/22	04/14/22
Trichlorofluoromethane	ND		ug/Kg	250	04/14/22	04/14/22
Acetone	ND		ug/Kg	5,000	04/14/22	04/14/22
Freon 113	ND		ug/Kg	250	04/14/22	04/14/22
1,1-Dichloroethene	ND		ug/Kg	250	04/14/22	04/14/22
Methylene Chloride	ND		ug/Kg	250	04/14/22	04/14/22
MTBE	ND		ug/Kg	250	04/14/22	04/14/22
trans-1,2-Dichloroethene	ND		ug/Kg	250	04/14/22	04/14/22
1,1-Dichloroethane	ND		ug/Kg	250	04/14/22	04/14/22
2-Butanone	ND		ug/Kg	5,000	04/14/22	04/14/22
cis-1,2-Dichloroethene	ND		ug/Kg	250	04/14/22	04/14/22
2,2-Dichloropropane	ND		ug/Kg	250	04/14/22	04/14/22
Chloroform	ND		ug/Kg	250	04/14/22	04/14/22
Bromochloromethane	ND		ug/Kg	250	04/14/22	04/14/22
1,1,1-Trichloroethane	ND		ug/Kg	250	04/14/22	04/14/22
1,1-Dichloropropene	ND		ug/Kg	250	04/14/22	04/14/22
Carbon Tetrachloride	ND		ug/Kg	250	04/14/22	04/14/22
1,2-Dichloroethane	ND		ug/Kg	250	04/14/22	04/14/22
Benzene	ND		ug/Kg	250	04/14/22	04/14/22
Trichloroethene	ND		ug/Kg	250	04/14/22	04/14/22
1,2-Dichloropropane	ND		ug/Kg	250	04/14/22	04/14/22
Bromodichloromethane	ND		ug/Kg	250	04/14/22	04/14/22
Dibromomethane	ND		ug/Kg	250	04/14/22	04/14/22
4-Methyl-2-Pentanone	ND		ug/Kg	250	04/14/22	04/14/22
cis-1,3-Dichloropropene	ND		ug/Kg	250	04/14/22	04/14/22
Toluene	ND		ug/Kg	250	04/14/22	04/14/22
trans-1,3-Dichloropropene	ND		ug/Kg	250	04/14/22	04/14/22
1,1,2-Trichloroethane	ND		ug/Kg	250	04/14/22	04/14/22
1,3-Dichloropropane	ND		ug/Kg	250	04/14/22	04/14/22
Tetrachloroethene	ND		ug/Kg	250	04/14/22	04/14/22
Dibromochloromethane	ND		ug/Kg	250	04/14/22	04/14/22
1,2-Dibromoethane	ND		ug/Kg	250	04/14/22	04/14/22
Chlorobenzene	ND		ug/Kg	250	04/14/22	04/14/22
1,1,1,2-Tetrachloroethane	ND		ug/Kg	250	04/14/22	04/14/22
Ethylbenzene	ND		ug/Kg	250	04/14/22	04/14/22
m,p-Xylenes	ND		ug/Kg	500	04/14/22	04/14/22
o-Xylene	ND		ug/Kg	250	04/14/22	04/14/22

ENTHALPY ANALYTICAL

Batch QC

QC983603 Analyte	Result	Qual	Units	RL	Prepared	Analyzed
Styrene	ND		ug/Kg	250	04/14/22	04/14/22
Bromoform	ND		ug/Kg	250	04/14/22	04/14/22
Isopropylbenzene	ND		ug/Kg	250	04/14/22	04/14/22
1,1,2,2-Tetrachloroethane	ND		ug/Kg	250	04/14/22	04/14/22
1,2,3-Trichloropropane	ND		ug/Kg	250	04/14/22	04/14/22
Propylbenzene	ND		ug/Kg	250	04/14/22	04/14/22
Bromobenzene	ND		ug/Kg	250	04/14/22	04/14/22
1,3,5-Trimethylbenzene	ND		ug/Kg	250	04/14/22	04/14/22
2-Chlorotoluene	ND		ug/Kg	250	04/14/22	04/14/22
4-Chlorotoluene	ND		ug/Kg	250	04/14/22	04/14/22
tert-Butylbenzene	ND		ug/Kg	250	04/14/22	04/14/22
1,2,4-Trimethylbenzene	ND		ug/Kg	250	04/14/22	04/14/22
sec-Butylbenzene	ND		ug/Kg	250	04/14/22	04/14/22
para-Isopropyl Toluene	ND		ug/Kg	250	04/14/22	04/14/22
1,3-Dichlorobenzene	ND		ug/Kg	250	04/14/22	04/14/22
1,4-Dichlorobenzene	ND		ug/Kg	250	04/14/22	04/14/22
n-Butylbenzene	ND		ug/Kg	250	04/14/22	04/14/22
1,2-Dichlorobenzene	ND		ug/Kg	250	04/14/22	04/14/22
1,2-Dibromo-3-Chloropropane	ND		ug/Kg	250	04/14/22	04/14/22
1,2,4-Trichlorobenzene	ND		ug/Kg	250	04/14/22	04/14/22
Hexachlorobutadiene	ND		ug/Kg	250	04/14/22	04/14/22
Naphthalene	ND		ug/Kg	250	04/14/22	04/14/22
1,2,3-Trichlorobenzene	ND		ug/Kg	250	04/14/22	04/14/22
Surrogates				**Limits**		
Dibromofluoromethane	97%		%REC	70-130	04/14/22	04/14/22
1,2-Dichloroethane-d4	108%		%REC	70-145	04/14/22	04/14/22
Toluene-d8	97%		%REC	70-145	04/14/22	04/14/22
Bromofluorobenzene	90%		%REC	70-145	04/14/22	04/14/22

Type: Lab Control Sample	**Lab ID: QC983604**	**Batch: 287475**
Matrix: Soil	**Method: EPA 8260B**	**Prep Method: EPA 5030B**

QC983604 Analyte	Result	Spiked	Units	Recovery	Qual	Limits
TPH Gasoline	424.1	500.0	ug/Kg	85%		70-130
Surrogates						
Dibromofluoromethane	50.75	50.00	ug/Kg	101%		70-130
1,2-Dichloroethane-d4	55.66	50.00	ug/Kg	111%		70-145
Toluene-d8	49.43	50.00	ug/Kg	99%		70-145
Bromofluorobenzene	47.54	50.00	ug/Kg	95%		70-145

ENTHALPY ANALYTICAL

Batch QC

Type:	**Lab Control Sample Duplicate**	**Lab ID:**	**QC983605**	**Batch:**	**287475**
Matrix:	**Soil**	**Method:**	**EPA 8260B**	**Prep Method:**	**EPA 5030B**

QC983605 Analyte	Result	Spiked	Units	Recovery	Qual	Limits	RPD	RPD Lim
TPH Gasoline	390.2	500.0	ug/Kg	78%		70-130	8	20
Surrogates								
Dibromofluoromethane	51.24	50.00	ug/Kg	102%		70-130		
1,2-Dichloroethane-d4	55.51	50.00	ug/Kg	111%		70-145		
Toluene-d8	49.97	50.00	ug/Kg	100%		70-145		
Bromofluorobenzene	47.36	50.00	ug/Kg	95%		70-145		

ENTHALPY ANALYTICAL

Batch QC

Type:	**Blank**	**Lab ID:**	**QC983891**	**Batch:**	**287573**
Matrix:	**Soil**	**Method:**	**EPA 8260B**	**Prep Method:**	**EPA 5030B**

QC983891 Analyte	Result	Qual	Units	RL	Prepared	Analyzed
TPH Gasoline	ND		ug/Kg	100	04/15/22	04/15/22
Freon 12	ND		ug/Kg	5.0	04/15/22	04/15/22
Chloromethane	ND		ug/Kg	5.0	04/15/22	04/15/22
Vinyl Chloride	ND		ug/Kg	5.0	04/15/22	04/15/22
Bromomethane	ND		ug/Kg	5.0	04/15/22	04/15/22
Chloroethane	ND		ug/Kg	5.0	04/15/22	04/15/22
Trichlorofluoromethane	ND		ug/Kg	5.0	04/15/22	04/15/22
Acetone	ND		ug/Kg	100	04/15/22	04/15/22
Freon 113	ND		ug/Kg	5.0	04/15/22	04/15/22
1,1-Dichloroethene	ND		ug/Kg	5.0	04/15/22	04/15/22
Methylene Chloride	ND		ug/Kg	5.0	04/15/22	04/15/22
MTBE	ND		ug/Kg	5.0	04/15/22	04/15/22
trans-1,2-Dichloroethene	ND		ug/Kg	5.0	04/15/22	04/15/22
1,1-Dichloroethane	ND		ug/Kg	5.0	04/15/22	04/15/22
2-Butanone	ND		ug/Kg	100	04/15/22	04/15/22
cis-1,2-Dichloroethene	ND		ug/Kg	5.0	04/15/22	04/15/22
2,2-Dichloropropane	ND		ug/Kg	5.0	04/15/22	04/15/22
Chloroform	ND		ug/Kg	5.0	04/15/22	04/15/22
Bromochloromethane	ND		ug/Kg	5.0	04/15/22	04/15/22
1,1,1-Trichloroethane	ND		ug/Kg	5.0	04/15/22	04/15/22
1,1-Dichloropropene	ND		ug/Kg	5.0	04/15/22	04/15/22
Carbon Tetrachloride	ND		ug/Kg	5.0	04/15/22	04/15/22
1,2-Dichloroethane	ND		ug/Kg	5.0	04/15/22	04/15/22
Benzene	ND		ug/Kg	5.0	04/15/22	04/15/22
Trichloroethene	ND		ug/Kg	5.0	04/15/22	04/15/22
1,2-Dichloropropane	ND		ug/Kg	5.0	04/15/22	04/15/22
Bromodichloromethane	ND		ug/Kg	5.0	04/15/22	04/15/22
Dibromomethane	ND		ug/Kg	5.0	04/15/22	04/15/22
4-Methyl-2-Pentanone	ND		ug/Kg	8.1	04/15/22	04/15/22
cis-1,3-Dichloropropene	ND		ug/Kg	5.0	04/15/22	04/15/22
Toluene	ND		ug/Kg	5.0	04/15/22	04/15/22
trans-1,3-Dichloropropene	ND		ug/Kg	5.0	04/15/22	04/15/22
1,1,2-Trichloroethane	ND		ug/Kg	5.0	04/15/22	04/15/22
1,3-Dichloropropane	ND		ug/Kg	5.0	04/15/22	04/15/22
Tetrachloroethene	ND		ug/Kg	5.0	04/15/22	04/15/22
Dibromochloromethane	ND		ug/Kg	5.0	04/15/22	04/15/22
1,2-Dibromoethane	ND		ug/Kg	5.0	04/15/22	04/15/22
Chlorobenzene	ND		ug/Kg	5.0	04/15/22	04/15/22
1,1,1,2-Tetrachloroethane	ND		ug/Kg	5.0	04/15/22	04/15/22
Ethylbenzene	ND		ug/Kg	5.0	04/15/22	04/15/22
m,p-Xylenes	ND		ug/Kg	10	04/15/22	04/15/22
o-Xylene	ND		ug/Kg	5.0	04/15/22	04/15/22

ENTHALPY ANALYTICAL

Batch QC

QC983891 Analyte	Result	Qual	Units	RL	Prepared	Analyzed
Styrene	ND		ug/Kg	5.0	04/15/22	04/15/22
Bromoform	ND		ug/Kg	5.0	04/15/22	04/15/22
Isopropylbenzene	ND		ug/Kg	5.0	04/15/22	04/15/22
1,1,2,2-Tetrachloroethane	ND		ug/Kg	5.0	04/15/22	04/15/22
1,2,3-Trichloropropane	ND		ug/Kg	5.0	04/15/22	04/15/22
Propylbenzene	ND		ug/Kg	5.0	04/15/22	04/15/22
Bromobenzene	ND		ug/Kg	5.0	04/15/22	04/15/22
1,3,5-Trimethylbenzene	ND		ug/Kg	5.0	04/15/22	04/15/22
2-Chlorotoluene	ND		ug/Kg	5.0	04/15/22	04/15/22
4-Chlorotoluene	ND		ug/Kg	5.0	04/15/22	04/15/22
tert-Butylbenzene	ND		ug/Kg	5.0	04/15/22	04/15/22
1,2,4-Trimethylbenzene	ND		ug/Kg	5.0	04/15/22	04/15/22
sec-Butylbenzene	ND		ug/Kg	5.0	04/15/22	04/15/22
para-Isopropyl Toluene	ND		ug/Kg	5.0	04/15/22	04/15/22
1,3-Dichlorobenzene	ND		ug/Kg	5.0	04/15/22	04/15/22
1,4-Dichlorobenzene	ND		ug/Kg	5.0	04/15/22	04/15/22
n-Butylbenzene	ND		ug/Kg	5.0	04/15/22	04/15/22
1,2-Dichlorobenzene	ND		ug/Kg	5.0	04/15/22	04/15/22
1,2-Dibromo-3-Chloropropane	ND		ug/Kg	5.0	04/15/22	04/15/22
1,2,4-Trichlorobenzene	ND		ug/Kg	5.0	04/15/22	04/15/22
Hexachlorobutadiene	ND		ug/Kg	5.0	04/15/22	04/15/22
Naphthalene	ND		ug/Kg	5.0	04/15/22	04/15/22
1,2,3-Trichlorobenzene	ND		ug/Kg	5.0	04/15/22	04/15/22
Surrogates				**Limits**		
Dibromofluoromethane	108%		%REC	70-130	04/15/22	04/15/22
1,2-Dichloroethane-d4	97%		%REC	70-145	04/15/22	04/15/22
Toluene-d8	106%		%REC	70-145	04/15/22	04/15/22
Bromofluorobenzene	102%		%REC	70-145	04/15/22	04/15/22

Type: Lab Control Sample | **Lab ID:** QC983892 | **Batch:** 287573
Matrix: Soil | **Method:** EPA 8260B | **Prep Method:** EPA 5030B

QC983892 Analyte	Result	Spiked	Units	Recovery	Qual	Limits
1,1-Dichloroethene	51.82	50.00	ug/Kg	104%		70-131
MTBE	51.24	50.00	ug/Kg	102%		69-130
Benzene	51.34	50.00	ug/Kg	103%		70-130
Trichloroethene	59.57	50.00	ug/Kg	119%		70-130
Toluene	53.17	50.00	ug/Kg	106%		70-130
Chlorobenzene	57.05	50.00	ug/Kg	114%		70-130
Surrogates						
Dibromofluoromethane	53.82	50.00	ug/Kg	108%		70-130
1,2-Dichloroethane-d4	49.72	50.00	ug/Kg	99%		70-145
Toluene-d8	53.22	50.00	ug/Kg	106%		70-145
Bromofluorobenzene	49.70	50.00	ug/Kg	99%		70-145

ENTHALPY ANALYTICAL

Batch QC

Type:	**Lab Control Sample Duplicate**	**Lab ID:**	**QC983893**	**Batch:**	**287573**
Matrix:	**Soil**	**Method:**	**EPA 8260B**	**Prep Method:**	**EPA 5030B**

QC983893 Analyte	Result	Spiked	Units	Recovery	Qual	Limits	RPD	RPD Lim
1,1-Dichloroethene	47.61	50.00	ug/Kg	95%		70-131	8	33
MTBE	47.76	50.00	ug/Kg	96%		69-130	7	30
Benzene	46.97	50.00	ug/Kg	94%		70-130	9	30
Trichloroethene	53.63	50.00	ug/Kg	107%		70-130	10	30
Toluene	48.16	50.00	ug/Kg	96%		70-130	10	30
Chlorobenzene	51.56	50.00	ug/Kg	103%		70-130	10	30
Surrogates								
Dibromofluoromethane	53.78	50.00	ug/Kg	108%		70-130		
1,2-Dichloroethane-d4	48.06	50.00	ug/Kg	96%		70-145		
Toluene-d8	52.29	50.00	ug/Kg	105%		70-145		
Bromofluorobenzene	49.07	50.00	ug/Kg	98%		70-145		

ENTHALPY ANALYTICAL

Batch QC

Type:	**Blank**	**Lab ID:**	**QC983894**	**Batch:**	**287573**
Matrix:	**Soil**	**Method:**	**EPA 8260B**	**Prep Method:**	**EPA 5030B**

QC983894 Analyte	Result	Qual	Units	RL	Prepared	Analyzed
TPH Gasoline	ND		ug/Kg	5,000	04/15/22	04/15/22
Freon 12	ND		ug/Kg	250	04/15/22	04/15/22
Chloromethane	ND		ug/Kg	250	04/15/22	04/15/22
Vinyl Chloride	ND		ug/Kg	250	04/15/22	04/15/22
Bromomethane	ND		ug/Kg	250	04/15/22	04/15/22
Chloroethane	ND		ug/Kg	250	04/15/22	04/15/22
Trichlorofluoromethane	ND		ug/Kg	250	04/15/22	04/15/22
Acetone	ND		ug/Kg	5,000	04/15/22	04/15/22
Freon 113	ND		ug/Kg	250	04/15/22	04/15/22
1,1-Dichloroethene	ND		ug/Kg	250	04/15/22	04/15/22
Methylene Chloride	ND		ug/Kg	250	04/15/22	04/15/22
MTBE	ND		ug/Kg	250	04/15/22	04/15/22
trans-1,2-Dichloroethene	ND		ug/Kg	250	04/15/22	04/15/22
1,1-Dichloroethane	ND		ug/Kg	250	04/15/22	04/15/22
2-Butanone	ND		ug/Kg	5,000	04/15/22	04/15/22
cis-1,2-Dichloroethene	ND		ug/Kg	250	04/15/22	04/15/22
2,2-Dichloropropane	ND		ug/Kg	250	04/15/22	04/15/22
Chloroform	ND		ug/Kg	250	04/15/22	04/15/22
Bromochloromethane	ND		ug/Kg	250	04/15/22	04/15/22
1,1,1-Trichloroethane	ND		ug/Kg	250	04/15/22	04/15/22
1,1-Dichloropropene	ND		ug/Kg	250	04/15/22	04/15/22
Carbon Tetrachloride	ND		ug/Kg	250	04/15/22	04/15/22
1,2-Dichloroethane	ND		ug/Kg	250	04/15/22	04/15/22
Benzene	ND		ug/Kg	250	04/15/22	04/15/22
Trichloroethene	ND		ug/Kg	250	04/15/22	04/15/22
1,2-Dichloropropane	ND		ug/Kg	250	04/15/22	04/15/22
Bromodichloromethane	ND		ug/Kg	250	04/15/22	04/15/22
Dibromomethane	ND		ug/Kg	250	04/15/22	04/15/22
4-Methyl-2-Pentanone	ND		ug/Kg	250	04/15/22	04/15/22
cis-1,3-Dichloropropene	ND		ug/Kg	250	04/15/22	04/15/22
Toluene	ND		ug/Kg	250	04/15/22	04/15/22
trans-1,3-Dichloropropene	ND		ug/Kg	250	04/15/22	04/15/22
1,1,2-Trichloroethane	ND		ug/Kg	250	04/15/22	04/15/22
1,3-Dichloropropane	ND		ug/Kg	250	04/15/22	04/15/22
Tetrachloroethene	ND		ug/Kg	250	04/15/22	04/15/22
Dibromochloromethane	ND		ug/Kg	250	04/15/22	04/15/22
1,2-Dibromoethane	ND		ug/Kg	250	04/15/22	04/15/22
Chlorobenzene	ND		ug/Kg	250	04/15/22	04/15/22
1,1,1,2-Tetrachloroethane	ND		ug/Kg	250	04/15/22	04/15/22
Ethylbenzene	ND		ug/Kg	250	04/15/22	04/15/22
m,p-Xylenes	ND		ug/Kg	500	04/15/22	04/15/22
o-Xylene	ND		ug/Kg	250	04/15/22	04/15/22

ENTHALPY ANALYTICAL

Batch QC

QC983894 Analyte	Result	Qual	Units	RL	Prepared	Analyzed
Styrene	ND		ug/Kg	250	04/15/22	04/15/22
Bromoform	ND		ug/Kg	250	04/15/22	04/15/22
Isopropylbenzene	ND		ug/Kg	250	04/15/22	04/15/22
1,1,2,2-Tetrachloroethane	ND		ug/Kg	250	04/15/22	04/15/22
1,2,3-Trichloropropane	ND		ug/Kg	250	04/15/22	04/15/22
Propylbenzene	ND		ug/Kg	250	04/15/22	04/15/22
Bromobenzene	ND		ug/Kg	250	04/15/22	04/15/22
1,3,5-Trimethylbenzene	ND		ug/Kg	250	04/15/22	04/15/22
2-Chlorotoluene	ND		ug/Kg	250	04/15/22	04/15/22
4-Chlorotoluene	ND		ug/Kg	250	04/15/22	04/15/22
tert-Butylbenzene	ND		ug/Kg	250	04/15/22	04/15/22
1,2,4-Trimethylbenzene	ND		ug/Kg	250	04/15/22	04/15/22
sec-Butylbenzene	ND		ug/Kg	250	04/15/22	04/15/22
para-Isopropyl Toluene	ND		ug/Kg	250	04/15/22	04/15/22
1,3-Dichlorobenzene	ND		ug/Kg	250	04/15/22	04/15/22
1,4-Dichlorobenzene	ND		ug/Kg	250	04/15/22	04/15/22
n-Butylbenzene	ND		ug/Kg	250	04/15/22	04/15/22
1,2-Dichlorobenzene	ND		ug/Kg	250	04/15/22	04/15/22
1,2-Dibromo-3-Chloropropane	ND		ug/Kg	250	04/15/22	04/15/22
1,2,4-Trichlorobenzene	ND		ug/Kg	250	04/15/22	04/15/22
Hexachlorobutadiene	ND		ug/Kg	250	04/15/22	04/15/22
Naphthalene	ND		ug/Kg	250	04/15/22	04/15/22
1,2,3-Trichlorobenzene	ND		ug/Kg	250	04/15/22	04/15/22
Surrogates				**Limits**		
Dibromofluoromethane	105%		%REC	70-130	04/15/22	04/15/22
1,2-Dichloroethane-d4	98%		%REC	70-145	04/15/22	04/15/22
Toluene-d8	104%		%REC	70-145	04/15/22	04/15/22
Bromofluorobenzene	99%		%REC	70-145	04/15/22	04/15/22

Type: Lab Control Sample	**Lab ID: QC983895**	**Batch: 287573**
Matrix: Soil	**Method: EPA 8260B**	**Prep Method: EPA 5030B**

QC983895 Analyte	Result	Spiked	Units	Recovery	Qual	Limits
TPH Gasoline	584.1	500.0	ug/Kg	117%		70-130
Surrogates						
Dibromofluoromethane	51.30	50.00	ug/Kg	103%		70-130
1,2-Dichloroethane-d4	46.59	50.00	ug/Kg	93%		70-145
Toluene-d8	52.84	50.00	ug/Kg	106%		70-145
Bromofluorobenzene	49.90	50.00	ug/Kg	100%		70-145

ENTHALPY ANALYTICAL

Batch QC

Type:	**Lab Control Sample Duplicate**	**Lab ID:**	**QC983896**	**Batch:**	**287573**
Matrix:	**Soil**	**Method:**	**EPA 8260B**	**Prep Method:**	**EPA 5030B**

QC983896 Analyte	Result	Spiked	Units	Recovery	Qual	Limits	RPD	RPD Lim
TPH Gasoline	570.6	500.0	ug/Kg	114%		70-130	2	20
Surrogates								
Dibromofluoromethane	52.36	50.00	ug/Kg	105%		70-130		
1,2-Dichloroethane-d4	48.11	50.00	ug/Kg	96%		70-145		
Toluene-d8	53.47	50.00	ug/Kg	107%		70-145		
Bromofluorobenzene	50.45	50.00	ug/Kg	101%		70-145		

ENTHALPY ANALYTICAL

Batch QC

Type:	**Blank**	**Lab ID:**	**QC983922**	**Batch:**	**287581**
Matrix:	**Soil**	**Method:**	**EPA 8260B**	**Prep Method:**	**EPA 5030B**

QC983922 Analyte	Result	Qual	Units	RL	Prepared	Analyzed
TPH Gasoline	ND		ug/Kg	100	04/15/22	04/15/22
Freon 12	ND		ug/Kg	5.0	04/15/22	04/15/22
Chloromethane	ND		ug/Kg	5.0	04/15/22	04/15/22
Vinyl Chloride	ND		ug/Kg	5.0	04/15/22	04/15/22
Bromomethane	ND		ug/Kg	5.0	04/15/22	04/15/22
Chloroethane	ND		ug/Kg	5.0	04/15/22	04/15/22
Trichlorofluoromethane	ND		ug/Kg	5.0	04/15/22	04/15/22
Acetone	ND		ug/Kg	100	04/15/22	04/15/22
Freon 113	ND		ug/Kg	5.0	04/15/22	04/15/22
1,1-Dichloroethene	ND		ug/Kg	5.0	04/15/22	04/15/22
Methylene Chloride	ND		ug/Kg	5.0	04/15/22	04/15/22
MTBE	ND		ug/Kg	5.0	04/15/22	04/15/22
trans-1,2-Dichloroethene	ND		ug/Kg	5.0	04/15/22	04/15/22
1,1-Dichloroethane	ND		ug/Kg	5.0	04/15/22	04/15/22
2-Butanone	ND		ug/Kg	100	04/15/22	04/15/22
cis-1,2-Dichloroethene	ND		ug/Kg	5.0	04/15/22	04/15/22
2,2-Dichloropropane	ND		ug/Kg	5.0	04/15/22	04/15/22
Chloroform	ND		ug/Kg	5.0	04/15/22	04/15/22
Bromochloromethane	ND		ug/Kg	5.0	04/15/22	04/15/22
1,1,1-Trichloroethane	ND		ug/Kg	5.0	04/15/22	04/15/22
1,1-Dichloropropene	ND		ug/Kg	5.0	04/15/22	04/15/22
Carbon Tetrachloride	ND		ug/Kg	5.0	04/15/22	04/15/22
1,2-Dichloroethane	ND		ug/Kg	5.0	04/15/22	04/15/22
Benzene	ND		ug/Kg	5.0	04/15/22	04/15/22
Trichloroethene	ND		ug/Kg	5.0	04/15/22	04/15/22
1,2-Dichloropropane	ND		ug/Kg	5.0	04/15/22	04/15/22
Bromodichloromethane	ND		ug/Kg	5.0	04/15/22	04/15/22
Dibromomethane	ND		ug/Kg	5.0	04/15/22	04/15/22
4-Methyl-2-Pentanone	ND		ug/Kg	5.0	04/15/22	04/15/22
cis-1,3-Dichloropropene	ND		ug/Kg	5.0	04/15/22	04/15/22
Toluene	ND		ug/Kg	5.0	04/15/22	04/15/22
trans-1,3-Dichloropropene	ND		ug/Kg	5.0	04/15/22	04/15/22
1,1,2-Trichloroethane	ND		ug/Kg	5.0	04/15/22	04/15/22
1,3-Dichloropropane	ND		ug/Kg	5.0	04/15/22	04/15/22
Tetrachloroethene	ND		ug/Kg	5.0	04/15/22	04/15/22
Dibromochloromethane	ND		ug/Kg	5.0	04/15/22	04/15/22
1,2-Dibromoethane	ND		ug/Kg	5.0	04/15/22	04/15/22
Chlorobenzene	ND		ug/Kg	5.0	04/15/22	04/15/22
1,1,1,2-Tetrachloroethane	ND		ug/Kg	5.0	04/15/22	04/15/22
Ethylbenzene	ND		ug/Kg	5.0	04/15/22	04/15/22
m,p-Xylenes	ND		ug/Kg	10	04/15/22	04/15/22
o-Xylene	ND		ug/Kg	5.0	04/15/22	04/15/22

Batch QC

QC983922 Analyte	Result	Qual	Units	RL	Prepared	Analyzed
Styrene	ND		ug/Kg	5.0	04/15/22	04/15/22
Bromoform	ND		ug/Kg	5.0	04/15/22	04/15/22
Isopropylbenzene	ND		ug/Kg	5.0	04/15/22	04/15/22
1,1,2,2-Tetrachloroethane	ND		ug/Kg	5.0	04/15/22	04/15/22
1,2,3-Trichloropropane	ND		ug/Kg	5.0	04/15/22	04/15/22
Propylbenzene	ND		ug/Kg	5.0	04/15/22	04/15/22
Bromobenzene	ND		ug/Kg	5.0	04/15/22	04/15/22
1,3,5-Trimethylbenzene	ND		ug/Kg	5.0	04/15/22	04/15/22
2-Chlorotoluene	ND		ug/Kg	5.0	04/15/22	04/15/22
4-Chlorotoluene	ND		ug/Kg	5.0	04/15/22	04/15/22
tert-Butylbenzene	ND		ug/Kg	5.0	04/15/22	04/15/22
1,2,4-Trimethylbenzene	ND		ug/Kg	5.0	04/15/22	04/15/22
sec-Butylbenzene	ND		ug/Kg	5.0	04/15/22	04/15/22
para-Isopropyl Toluene	ND		ug/Kg	5.0	04/15/22	04/15/22
1,3-Dichlorobenzene	ND		ug/Kg	5.0	04/15/22	04/15/22
1,4-Dichlorobenzene	ND		ug/Kg	5.0	04/15/22	04/15/22
n-Butylbenzene	ND		ug/Kg	5.0	04/15/22	04/15/22
1,2-Dichlorobenzene	ND		ug/Kg	5.0	04/15/22	04/15/22
1,2-Dibromo-3-Chloropropane	ND		ug/Kg	5.0	04/15/22	04/15/22
1,2,4-Trichlorobenzene	ND		ug/Kg	5.0	04/15/22	04/15/22
Hexachlorobutadiene	ND		ug/Kg	5.0	04/15/22	04/15/22
Naphthalene	ND		ug/Kg	5.0	04/15/22	04/15/22
1,2,3-Trichlorobenzene	ND		ug/Kg	5.0	04/15/22	04/15/22
Surrogates				**Limits**		
Dibromofluoromethane	102%		%REC	70-130	04/15/22	04/15/22
1,2-Dichloroethane-d4	111%		%REC	70-145	04/15/22	04/15/22
Toluene-d8	98%		%REC	70-145	04/15/22	04/15/22
Bromofluorobenzene	93%		%REC	70-145	04/15/22	04/15/22

Type: Lab Control Sample | **Lab ID:** QC983923 | **Batch:** 287581
Matrix: Soil | **Method:** EPA 8260B | **Prep Method:** EPA 5030B

QC983923 Analyte	Result	Spiked	Units	Recovery	Qual	Limits
1,1-Dichloroethene	53.65	50.00	ug/Kg	107%		70-131
MTBE	49.60	50.00	ug/Kg	99%		69-130
Benzene	51.28	50.00	ug/Kg	103%		70-130
Trichloroethene	51.87	50.00	ug/Kg	104%		70-130
Toluene	49.49	50.00	ug/Kg	99%		70-130
Chlorobenzene	52.12	50.00	ug/Kg	104%		70-130
Surrogates						
Dibromofluoromethane	53.07	50.00	ug/Kg	106%		70-130
1,2-Dichloroethane-d4	55.72	50.00	ug/Kg	111%		70-145
Toluene-d8	48.84	50.00	ug/Kg	98%		70-145
Bromofluorobenzene	47.29	50.00	ug/Kg	95%		70-145

ENTHALPY ANALYTICAL

Batch QC

Type:	**Lab Control Sample Duplicate**	**Lab ID:**	**QC983924**	**Batch:**	**287581**
Matrix:	**Soil**	**Method:**	**EPA 8260B**	**Prep Method:**	**EPA 5030B**

QC983924 Analyte	Result	Spiked	Units	Recovery	Qual	Limits	RPD	RPD Lim
1,1-Dichloroethene	51.12	50.00	ug/Kg	102%		70-131	5	33
MTBE	48.16	50.00	ug/Kg	96%		69-130	3	30
Benzene	48.33	50.00	ug/Kg	97%		70-130	6	30
Trichloroethene	48.77	50.00	ug/Kg	98%		70-130	6	30
Toluene	47.48	50.00	ug/Kg	95%		70-130	4	30
Chlorobenzene	49.18	50.00	ug/Kg	98%		70-130	6	30
Surrogates								
Dibromofluoromethane	53.47	50.00	ug/Kg	107%		70-130		
1,2-Dichloroethane-d4	55.23	50.00	ug/Kg	110%		70-145		
Toluene-d8	49.60	50.00	ug/Kg	99%		70-145		
Bromofluorobenzene	47.81	50.00	ug/Kg	96%		70-145		

ENTHALPY ANALYTICAL

Batch QC

Type:	**Blank**	**Lab ID:**	**QC983925**	**Batch:**	**287581**
Matrix:	**Soil**	**Method:**	**EPA 8260B**	**Prep Method:**	**EPA 5030B**

QC983925 Analyte	Result	Qual	Units	RL	Prepared	Analyzed
TPH Gasoline	ND		ug/Kg	5,000	04/15/22	04/15/22
Freon 12	ND		ug/Kg	250	04/15/22	04/15/22
Chloromethane	ND		ug/Kg	250	04/15/22	04/15/22
Vinyl Chloride	ND		ug/Kg	250	04/15/22	04/15/22
Bromomethane	ND		ug/Kg	250	04/15/22	04/15/22
Chloroethane	ND		ug/Kg	250	04/15/22	04/15/22
Trichlorofluoromethane	ND		ug/Kg	250	04/15/22	04/15/22
Acetone	ND		ug/Kg	5,000	04/15/22	04/15/22
Freon 113	ND		ug/Kg	250	04/15/22	04/15/22
1,1-Dichloroethene	ND		ug/Kg	250	04/15/22	04/15/22
Methylene Chloride	ND		ug/Kg	250	04/15/22	04/15/22
MTBE	ND		ug/Kg	250	04/15/22	04/15/22
trans-1,2-Dichloroethene	ND		ug/Kg	250	04/15/22	04/15/22
1,1-Dichloroethane	ND		ug/Kg	250	04/15/22	04/15/22
2-Butanone	ND		ug/Kg	5,000	04/15/22	04/15/22
cis-1,2-Dichloroethene	ND		ug/Kg	250	04/15/22	04/15/22
2,2-Dichloropropane	ND		ug/Kg	250	04/15/22	04/15/22
Chloroform	ND		ug/Kg	250	04/15/22	04/15/22
Bromochloromethane	ND		ug/Kg	250	04/15/22	04/15/22
1,1,1-Trichloroethane	ND		ug/Kg	250	04/15/22	04/15/22
1,1-Dichloropropene	ND		ug/Kg	250	04/15/22	04/15/22
Carbon Tetrachloride	ND		ug/Kg	250	04/15/22	04/15/22
1,2-Dichloroethane	ND		ug/Kg	250	04/15/22	04/15/22
Benzene	ND		ug/Kg	250	04/15/22	04/15/22
Trichloroethene	ND		ug/Kg	250	04/15/22	04/15/22
1,2-Dichloropropane	ND		ug/Kg	250	04/15/22	04/15/22
Bromodichloromethane	ND		ug/Kg	250	04/15/22	04/15/22
Dibromomethane	ND		ug/Kg	250	04/15/22	04/15/22
4-Methyl-2-Pentanone	ND		ug/Kg	250	04/15/22	04/15/22
cis-1,3-Dichloropropene	ND		ug/Kg	250	04/15/22	04/15/22
Toluene	ND		ug/Kg	250	04/15/22	04/15/22
trans-1,3-Dichloropropene	ND		ug/Kg	250	04/15/22	04/15/22
1,1,2-Trichloroethane	ND		ug/Kg	250	04/15/22	04/15/22
1,3-Dichloropropane	ND		ug/Kg	250	04/15/22	04/15/22
Tetrachloroethene	ND		ug/Kg	250	04/15/22	04/15/22
Dibromochloromethane	ND		ug/Kg	250	04/15/22	04/15/22
1,2-Dibromoethane	ND		ug/Kg	250	04/15/22	04/15/22
Chlorobenzene	ND		ug/Kg	250	04/15/22	04/15/22
1,1,1,2-Tetrachloroethane	ND		ug/Kg	250	04/15/22	04/15/22
Ethylbenzene	ND		ug/Kg	250	04/15/22	04/15/22
m,p-Xylenes	ND		ug/Kg	500	04/15/22	04/15/22
o-Xylene	ND		ug/Kg	250	04/15/22	04/15/22

ENTHALPY ANALYTICAL

Batch QC

QC983925 Analyte	Result	Qual	Units	RL	Prepared	Analyzed
Styrene	ND		ug/Kg	250	04/15/22	04/15/22
Bromoform	ND		ug/Kg	250	04/15/22	04/15/22
Isopropylbenzene	ND		ug/Kg	250	04/15/22	04/15/22
1,1,2,2-Tetrachloroethane	ND		ug/Kg	250	04/15/22	04/15/22
1,2,3-Trichloropropane	ND		ug/Kg	250	04/15/22	04/15/22
Propylbenzene	ND		ug/Kg	250	04/15/22	04/15/22
Bromobenzene	ND		ug/Kg	250	04/15/22	04/15/22
1,3,5-Trimethylbenzene	ND		ug/Kg	250	04/15/22	04/15/22
2-Chlorotoluene	ND		ug/Kg	250	04/15/22	04/15/22
4-Chlorotoluene	ND		ug/Kg	250	04/15/22	04/15/22
tert-Butylbenzene	ND		ug/Kg	250	04/15/22	04/15/22
1,2,4-Trimethylbenzene	ND		ug/Kg	250	04/15/22	04/15/22
sec-Butylbenzene	ND		ug/Kg	250	04/15/22	04/15/22
para-Isopropyl Toluene	ND		ug/Kg	250	04/15/22	04/15/22
1,3-Dichlorobenzene	ND		ug/Kg	250	04/15/22	04/15/22
1,4-Dichlorobenzene	ND		ug/Kg	250	04/15/22	04/15/22
n-Butylbenzene	ND		ug/Kg	250	04/15/22	04/15/22
1,2-Dichlorobenzene	ND		ug/Kg	250	04/15/22	04/15/22
1,2-Dibromo-3-Chloropropane	ND		ug/Kg	250	04/15/22	04/15/22
1,2,4-Trichlorobenzene	ND		ug/Kg	250	04/15/22	04/15/22
Hexachlorobutadiene	ND		ug/Kg	250	04/15/22	04/15/22
Naphthalene	ND		ug/Kg	250	04/15/22	04/15/22
1,2,3-Trichlorobenzene	ND		ug/Kg	250	04/15/22	04/15/22
Surrogates				**Limits**		
Dibromofluoromethane	98%		%REC	70-130	04/15/22	04/15/22
1,2-Dichloroethane-d4	109%		%REC	70-145	04/15/22	04/15/22
Toluene-d8	97%		%REC	70-145	04/15/22	04/15/22
Bromofluorobenzene	90%		%REC	70-145	04/15/22	04/15/22

Type: Lab Control Sample	**Lab ID: QC983926**	**Batch: 287581**
Matrix: Soil	**Method: EPA 8260B**	**Prep Method: EPA 5030B**

QC983926 Analyte	Result	Spiked	Units	Recovery	Qual	Limits
TPH Gasoline	421.5	500.0	ug/Kg	84%		70-130
Surrogates						
Dibromofluoromethane	51.19	50.00	ug/Kg	102%		70-130
1,2-Dichloroethane-d4	55.15	50.00	ug/Kg	110%		70-145
Toluene-d8	49.88	50.00	ug/Kg	100%		70-145
Bromofluorobenzene	46.79	50.00	ug/Kg	94%		70-145

ENTHALPY ANALYTICAL

Batch QC

Type:	**Lab Control Sample Duplicate**	**Lab ID:**	**QC983927**	**Batch:**	**287581**
Matrix:	**Soil**	**Method:**	**EPA 8260B**	**Prep Method:**	**EPA 5030B**

QC983927 Analyte	Result	Spiked	Units	Recovery	Qual	Limits	RPD	RPD Lim
TPH Gasoline	418.8	500.0	ug/Kg	84%		70-130	1	20
Surrogates								
Dibromofluoromethane	51.28	50.00	ug/Kg	103%		70-130		
1,2-Dichloroethane-d4	54.07	50.00	ug/Kg	108%		70-145		
Toluene-d8	48.93	50.00	ug/Kg	98%		70-145		
Bromofluorobenzene	47.67	50.00	ug/Kg	95%		70-145		

ENTHALPY ANALYTICAL

Batch QC

Type:	**Blank**	**Lab ID:**	**QC984089**	**Batch:**	**287640**
Matrix:	**Soil**	**Method:**	**EPA 8260B**	**Prep Method:**	**EPA 5030B**

QC984089 Analyte	Result	Qual	Units	RL	Prepared	Analyzed
TPH Gasoline	ND		ug/Kg	100	04/16/22	04/16/22
Freon 12	ND		ug/Kg	5.0	04/16/22	04/16/22
Chloromethane	ND		ug/Kg	5.0	04/16/22	04/16/22
Vinyl Chloride	ND		ug/Kg	5.0	04/16/22	04/16/22
Bromomethane	ND		ug/Kg	5.0	04/16/22	04/16/22
Chloroethane	ND		ug/Kg	5.0	04/16/22	04/16/22
Trichlorofluoromethane	ND		ug/Kg	5.0	04/16/22	04/16/22
Acetone	ND		ug/Kg	100	04/16/22	04/16/22
Freon 113	ND		ug/Kg	5.0	04/16/22	04/16/22
1,1-Dichloroethene	ND		ug/Kg	5.0	04/16/22	04/16/22
Methylene Chloride	ND		ug/Kg	5.0	04/16/22	04/16/22
MTBE	ND		ug/Kg	5.0	04/16/22	04/16/22
trans-1,2-Dichloroethene	ND		ug/Kg	5.0	04/16/22	04/16/22
1,1-Dichloroethane	ND		ug/Kg	5.0	04/16/22	04/16/22
2-Butanone	ND		ug/Kg	100	04/16/22	04/16/22
cis-1,2-Dichloroethene	ND		ug/Kg	5.0	04/16/22	04/16/22
2,2-Dichloropropane	ND		ug/Kg	5.0	04/16/22	04/16/22
Chloroform	ND		ug/Kg	5.0	04/16/22	04/16/22
Bromochloromethane	ND		ug/Kg	5.0	04/16/22	04/16/22
1,1,1-Trichloroethane	ND		ug/Kg	5.0	04/16/22	04/16/22
1,1-Dichloropropene	ND		ug/Kg	5.0	04/16/22	04/16/22
Carbon Tetrachloride	ND		ug/Kg	5.0	04/16/22	04/16/22
1,2-Dichloroethane	ND		ug/Kg	5.0	04/16/22	04/16/22
Benzene	ND		ug/Kg	5.0	04/16/22	04/16/22
Trichloroethene	ND		ug/Kg	5.0	04/16/22	04/16/22
1,2-Dichloropropane	ND		ug/Kg	5.0	04/16/22	04/16/22
Bromodichloromethane	ND		ug/Kg	5.0	04/16/22	04/16/22
Dibromomethane	ND		ug/Kg	5.0	04/16/22	04/16/22
4-Methyl-2-Pentanone	ND		ug/Kg	5.0	04/16/22	04/16/22
cis-1,3-Dichloropropene	ND		ug/Kg	5.0	04/16/22	04/16/22
Toluene	ND		ug/Kg	5.0	04/16/22	04/16/22
trans-1,3-Dichloropropene	ND		ug/Kg	5.0	04/16/22	04/16/22
1,1,2-Trichloroethane	ND		ug/Kg	5.0	04/16/22	04/16/22
1,3-Dichloropropane	ND		ug/Kg	5.0	04/16/22	04/16/22
Tetrachloroethene	ND		ug/Kg	5.0	04/16/22	04/16/22
Dibromochloromethane	ND		ug/Kg	5.0	04/16/22	04/16/22
1,2-Dibromoethane	ND		ug/Kg	5.0	04/16/22	04/16/22
Chlorobenzene	ND		ug/Kg	5.0	04/16/22	04/16/22
1,1,1,2-Tetrachloroethane	ND		ug/Kg	5.0	04/16/22	04/16/22
Ethylbenzene	ND		ug/Kg	5.0	04/16/22	04/16/22
m,p-Xylenes	ND		ug/Kg	10	04/16/22	04/16/22
o-Xylene	ND		ug/Kg	5.0	04/16/22	04/16/22

Batch QC

QC984089 Analyte	Result	Qual	Units	RL	Prepared	Analyzed
Styrene	ND		ug/Kg	5.0	04/16/22	04/16/22
Bromoform	ND		ug/Kg	5.0	04/16/22	04/16/22
Isopropylbenzene	ND		ug/Kg	5.0	04/16/22	04/16/22
1,1,2,2-Tetrachloroethane	ND		ug/Kg	5.0	04/16/22	04/16/22
1,2,3-Trichloropropane	ND		ug/Kg	5.0	04/16/22	04/16/22
Propylbenzene	ND		ug/Kg	5.0	04/16/22	04/16/22
Bromobenzene	ND		ug/Kg	5.0	04/16/22	04/16/22
1,3,5-Trimethylbenzene	ND		ug/Kg	5.0	04/16/22	04/16/22
2-Chlorotoluene	ND		ug/Kg	5.0	04/16/22	04/16/22
4-Chlorotoluene	ND		ug/Kg	5.0	04/16/22	04/16/22
tert-Butylbenzene	ND		ug/Kg	5.0	04/16/22	04/16/22
1,2,4-Trimethylbenzene	ND		ug/Kg	5.0	04/16/22	04/16/22
sec-Butylbenzene	ND		ug/Kg	5.0	04/16/22	04/16/22
para-Isopropyl Toluene	ND		ug/Kg	5.0	04/16/22	04/16/22
1,3-Dichlorobenzene	ND		ug/Kg	5.0	04/16/22	04/16/22
1,4-Dichlorobenzene	ND		ug/Kg	5.0	04/16/22	04/16/22
n-Butylbenzene	ND		ug/Kg	5.0	04/16/22	04/16/22
1,2-Dichlorobenzene	ND		ug/Kg	5.0	04/16/22	04/16/22
1,2-Dibromo-3-Chloropropane	ND		ug/Kg	5.0	04/16/22	04/16/22
1,2,4-Trichlorobenzene	ND		ug/Kg	5.0	04/16/22	04/16/22
Hexachlorobutadiene	ND		ug/Kg	5.0	04/16/22	04/16/22
Naphthalene	ND		ug/Kg	5.0	04/16/22	04/16/22
1,2,3-Trichlorobenzene	ND		ug/Kg	5.0	04/16/22	04/16/22
Surrogates				**Limits**		
Dibromofluoromethane	101%		%REC	70-130	04/16/22	04/16/22
1,2-Dichloroethane-d4	109%		%REC	70-145	04/16/22	04/16/22
Toluene-d8	97%		%REC	70-145	04/16/22	04/16/22
Bromofluorobenzene	95%		%REC	70-145	04/16/22	04/16/22

Type: Lab Control Sample | **Lab ID:** QC984090 | **Batch:** 287640
Matrix: Soil | **Method:** EPA 8260B | **Prep Method:** EPA 5030B

QC984090 Analyte	Result	Spiked	Units	Recovery	Qual	Limits
1,1-Dichloroethene	52.15	50.00	ug/Kg	104%		70-131
MTBE	49.52	50.00	ug/Kg	99%		69-130
Benzene	50.72	50.00	ug/Kg	101%		70-130
Trichloroethene	50.43	50.00	ug/Kg	101%		70-130
Toluene	49.01	50.00	ug/Kg	98%		70-130
Chlorobenzene	51.25	50.00	ug/Kg	103%		70-130
Surrogates						
Dibromofluoromethane	53.33	50.00	ug/Kg	107%		70-130
1,2-Dichloroethane-d4	54.68	50.00	ug/Kg	109%		70-145
Toluene-d8	49.00	50.00	ug/Kg	98%		70-145
Bromofluorobenzene	46.58	50.00	ug/Kg	93%		70-145

ENTHALPY ANALYTICAL

Batch QC

Type: Lab Control Sample Duplicate	Lab ID: QC984091	Batch: 287640
Matrix: Soil	Method: EPA 8260B	Prep Method: EPA 5030B

QC984091 Analyte	Result	Spiked	Units	Recovery	Qual	Limits	RPD	RPD Lim
1,1-Dichloroethene	53.03	50.00	ug/Kg	106%		70-131	2	33
MTBE	49.64	50.00	ug/Kg	99%		69-130	0	30
Benzene	51.29	50.00	ug/Kg	103%		70-130	1	30
Trichloroethene	50.94	50.00	ug/Kg	102%		70-130	1	30
Toluene	49.00	50.00	ug/Kg	98%		70-130	0	30
Chlorobenzene	51.53	50.00	ug/Kg	103%		70-130	1	30
Surrogates								
Dibromofluoromethane	52.76	50.00	ug/Kg	106%		70-130		
1,2-Dichloroethane-d4	54.65	50.00	ug/Kg	109%		70-145		
Toluene-d8	48.51	50.00	ug/Kg	97%		70-145		
Bromofluorobenzene	47.50	50.00	ug/Kg	95%		70-145		

Type: Lab Control Sample	Lab ID: QC984093	Batch: 287640
Matrix: Soil	Method: EPA 8260B	Prep Method: EPA 5030B

QC984093 Analyte	Result	Spiked	Units	Recovery	Qual	Limits
TPH Gasoline	411.9	500.0	ug/Kg	82%		70-130
Surrogates						
Dibromofluoromethane	50.90	50.00	ug/Kg	102%		70-130
1,2-Dichloroethane-d4	54.52	50.00	ug/Kg	109%		70-145
Toluene-d8	49.05	50.00	ug/Kg	98%		70-145
Bromofluorobenzene	47.84	50.00	ug/Kg	96%		70-145

Type: Lab Control Sample Duplicate	Lab ID: QC984094	Batch: 287640
Matrix: Soil	Method: EPA 8260B	Prep Method: EPA 5030B

QC984094 Analyte	Result	Spiked	Units	Recovery	Qual	Limits	RPD	RPD Lim
TPH Gasoline	404.9	500.0	ug/Kg	81%		70-130	2	20
Surrogates								
Dibromofluoromethane	51.05	50.00	ug/Kg	102%		70-130		
1,2-Dichloroethane-d4	54.75	50.00	ug/Kg	110%		70-145		
Toluene-d8	49.07	50.00	ug/Kg	98%		70-145		
Bromofluorobenzene	48.05	50.00	ug/Kg	96%		70-145		

ENTHALPY ANALYTICAL

Batch QC

Type:	**Blank**	**Lab ID:**	**QC984143**	**Batch:**	**287656**
Matrix:	**Soil**	**Method:**	**EPA 8260B**	**Prep Method:**	**EPA 5030B**

QC984143 Analyte	Result	Qual	Units	RL	Prepared	Analyzed
TPH Gasoline	ND		ug/Kg	100	04/18/22	04/18/22
Freon 12	ND		ug/Kg	5.0	04/18/22	04/18/22
Chloromethane	ND		ug/Kg	5.0	04/18/22	04/18/22
Vinyl Chloride	ND		ug/Kg	5.0	04/18/22	04/18/22
Bromomethane	ND		ug/Kg	5.0	04/18/22	04/18/22
Chloroethane	ND		ug/Kg	5.0	04/18/22	04/18/22
Trichlorofluoromethane	ND		ug/Kg	5.0	04/18/22	04/18/22
Acetone	ND		ug/Kg	100	04/18/22	04/18/22
Freon 113	ND		ug/Kg	5.0	04/18/22	04/18/22
1,1-Dichloroethene	ND		ug/Kg	5.0	04/18/22	04/18/22
Methylene Chloride	ND		ug/Kg	5.0	04/18/22	04/18/22
MTBE	ND		ug/Kg	5.0	04/18/22	04/18/22
trans-1,2-Dichloroethene	ND		ug/Kg	5.0	04/18/22	04/18/22
1,1-Dichloroethane	ND		ug/Kg	5.0	04/18/22	04/18/22
2-Butanone	ND		ug/Kg	100	04/18/22	04/18/22
cis-1,2-Dichloroethene	ND		ug/Kg	5.0	04/18/22	04/18/22
2,2-Dichloropropane	ND		ug/Kg	5.0	04/18/22	04/18/22
Chloroform	ND		ug/Kg	5.0	04/18/22	04/18/22
Bromochloromethane	ND		ug/Kg	5.0	04/18/22	04/18/22
1,1,1-Trichloroethane	ND		ug/Kg	5.0	04/18/22	04/18/22
1,1-Dichloropropene	ND		ug/Kg	5.0	04/18/22	04/18/22
Carbon Tetrachloride	ND		ug/Kg	5.0	04/18/22	04/18/22
1,2-Dichloroethane	ND		ug/Kg	5.0	04/18/22	04/18/22
Benzene	ND		ug/Kg	5.0	04/18/22	04/18/22
Trichloroethene	ND		ug/Kg	5.0	04/18/22	04/18/22
1,2-Dichloropropane	ND		ug/Kg	5.0	04/18/22	04/18/22
Bromodichloromethane	ND		ug/Kg	5.0	04/18/22	04/18/22
Dibromomethane	ND		ug/Kg	5.0	04/18/22	04/18/22
4-Methyl-2-Pentanone	ND		ug/Kg	5.0	04/18/22	04/18/22
cis-1,3-Dichloropropene	ND		ug/Kg	5.0	04/18/22	04/18/22
Toluene	ND		ug/Kg	5.0	04/18/22	04/18/22
trans-1,3-Dichloropropene	ND		ug/Kg	5.0	04/18/22	04/18/22
1,1,2-Trichloroethane	ND		ug/Kg	5.0	04/18/22	04/18/22
1,3-Dichloropropane	ND		ug/Kg	5.0	04/18/22	04/18/22
Tetrachloroethene	ND		ug/Kg	5.0	04/18/22	04/18/22
Dibromochloromethane	ND		ug/Kg	5.0	04/18/22	04/18/22
1,2-Dibromoethane	ND		ug/Kg	5.0	04/18/22	04/18/22
Chlorobenzene	ND		ug/Kg	5.0	04/18/22	04/18/22
1,1,1,2-Tetrachloroethane	ND		ug/Kg	5.0	04/18/22	04/18/22
Ethylbenzene	ND		ug/Kg	5.0	04/18/22	04/18/22
m,p-Xylenes	ND		ug/Kg	10	04/18/22	04/18/22
o-Xylene	ND		ug/Kg	5.0	04/18/22	04/18/22

Batch QC

QC984143 Analyte	Result	Qual	Units	RL	Prepared	Analyzed
Styrene	ND		ug/Kg	5.0	04/18/22	04/18/22
Bromoform	ND		ug/Kg	5.0	04/18/22	04/18/22
Isopropylbenzene	ND		ug/Kg	5.0	04/18/22	04/18/22
1,1,2,2-Tetrachloroethane	ND		ug/Kg	5.0	04/18/22	04/18/22
1,2,3-Trichloropropane	ND		ug/Kg	5.0	04/18/22	04/18/22
Propylbenzene	ND		ug/Kg	5.0	04/18/22	04/18/22
Bromobenzene	ND		ug/Kg	5.0	04/18/22	04/18/22
1,3,5-Trimethylbenzene	ND		ug/Kg	5.0	04/18/22	04/18/22
2-Chlorotoluene	ND		ug/Kg	5.0	04/18/22	04/18/22
4-Chlorotoluene	ND		ug/Kg	5.0	04/18/22	04/18/22
tert-Butylbenzene	ND		ug/Kg	5.0	04/18/22	04/18/22
1,2,4-Trimethylbenzene	ND		ug/Kg	5.0	04/18/22	04/18/22
sec-Butylbenzene	ND		ug/Kg	5.0	04/18/22	04/18/22
para-Isopropyl Toluene	ND		ug/Kg	5.0	04/18/22	04/18/22
1,3-Dichlorobenzene	ND		ug/Kg	5.0	04/18/22	04/18/22
1,4-Dichlorobenzene	ND		ug/Kg	5.0	04/18/22	04/18/22
n-Butylbenzene	ND		ug/Kg	5.0	04/18/22	04/18/22
1,2-Dichlorobenzene	ND		ug/Kg	5.0	04/18/22	04/18/22
1,2-Dibromo-3-Chloropropane	ND		ug/Kg	5.0	04/18/22	04/18/22
1,2,4-Trichlorobenzene	ND		ug/Kg	5.0	04/18/22	04/18/22
Hexachlorobutadiene	ND		ug/Kg	5.0	04/18/22	04/18/22
Naphthalene	ND		ug/Kg	5.0	04/18/22	04/18/22
1,2,3-Trichlorobenzene	ND		ug/Kg	5.0	04/18/22	04/18/22
Surrogates				**Limits**		
Dibromofluoromethane	101%		%REC	70-130	04/18/22	04/18/22
1,2-Dichloroethane-d4	110%		%REC	70-145	04/18/22	04/18/22
Toluene-d8	97%		%REC	70-145	04/18/22	04/18/22
Bromofluorobenzene	92%		%REC	70-145	04/18/22	04/18/22

Type: Lab Control Sample | **Lab ID:** QC984144 | **Batch:** 287656
Matrix: Soil | **Method:** EPA 8260B | **Prep Method:** EPA 5030B

QC984144 Analyte	Result	Spiked	Units	Recovery	Qual	Limits
1,1-Dichloroethene	55.04	50.00	ug/Kg	110%		70-131
MTBE	49.70	50.00	ug/Kg	99%		69-130
Benzene	52.70	50.00	ug/Kg	105%		70-130
Trichloroethene	52.80	50.00	ug/Kg	106%		70-130
Toluene	51.57	50.00	ug/Kg	103%		70-130
Chlorobenzene	53.64	50.00	ug/Kg	107%		70-130
Surrogates						
Dibromofluoromethane	53.20	50.00	ug/Kg	106%		70-130
1,2-Dichloroethane-d4	54.14	50.00	ug/Kg	108%		70-145
Toluene-d8	49.17	50.00	ug/Kg	98%		70-145
Bromofluorobenzene	49.00	50.00	ug/Kg	98%		70-145

ENTHALPY ANALYTICAL

Batch QC

Type: Lab Control Sample Duplicate	Lab ID: QC984145	Batch: 287656
Matrix: Soil	Method: EPA 8260B	Prep Method: EPA 5030B

QC984145 Analyte	Result	Spiked	Units	Recovery	Qual	Limits	RPD	RPD Lim
1,1-Dichloroethene	51.93	50.00	ug/Kg	104%		70-131	6	33
MTBE	51.80	50.00	ug/Kg	104%		69-130	4	30
Benzene	50.44	50.00	ug/Kg	101%		70-130	4	30
Trichloroethene	51.15	50.00	ug/Kg	102%		70-130	3	30
Toluene	48.85	50.00	ug/Kg	98%		70-130	5	30
Chlorobenzene	51.63	50.00	ug/Kg	103%		70-130	4	30
Surrogates								
Dibromofluoromethane	52.45	50.00	ug/Kg	105%		70-130		
1,2-Dichloroethane-d4	55.26	50.00	ug/Kg	111%		70-145		
Toluene-d8	48.86	50.00	ug/Kg	98%		70-145		
Bromofluorobenzene	47.11	50.00	ug/Kg	94%		70-145		

Type: Lab Control Sample	Lab ID: QC984146	Batch: 287656
Matrix: Soil	Method: EPA 8260B	Prep Method: EPA 5030B

QC984146 Analyte	Result	Spiked	Units	Recovery	Qual	Limits
TPH Gasoline	422.7	500.0	ug/Kg	85%		70-130
Surrogates						
Dibromofluoromethane	51.41	50.00	ug/Kg	103%		70-130
1,2-Dichloroethane-d4	54.98	50.00	ug/Kg	110%		70-145
Toluene-d8	49.35	50.00	ug/Kg	99%		70-145
Bromofluorobenzene	46.79	50.00	ug/Kg	94%		70-145

Type: Lab Control Sample Duplicate	Lab ID: QC984147	Batch: 287656
Matrix: Soil	Method: EPA 8260B	Prep Method: EPA 5030B

QC984147 Analyte	Result	Spiked	Units	Recovery	Qual	Limits	RPD	RPD Lim
TPH Gasoline	417.1	500.0	ug/Kg	83%		70-130	1	20
Surrogates								
Dibromofluoromethane	50.66	50.00	ug/Kg	101%		70-130		
1,2-Dichloroethane-d4	55.76	50.00	ug/Kg	112%		70-145		
Toluene-d8	48.64	50.00	ug/Kg	97%		70-145		
Bromofluorobenzene	47.94	50.00	ug/Kg	96%		70-145		

ENTHALPY ANALYTICAL

Batch QC

Type:	**Blank**	**Lab ID:**	**QC984148**	**Batch:**	**287656**
Matrix:	**Soil**	**Method:**	**EPA 8260B**	**Prep Method:**	**EPA 5030B**

QC984148 Analyte	Result	Qual	Units	RL	Prepared	Analyzed
TPH Gasoline	ND		ug/Kg	5,000	04/18/22	04/18/22
Freon 12	ND		ug/Kg	250	04/18/22	04/18/22
Chloromethane	ND		ug/Kg	250	04/18/22	04/18/22
Vinyl Chloride	ND		ug/Kg	250	04/18/22	04/18/22
Bromomethane	ND		ug/Kg	250	04/18/22	04/18/22
Chloroethane	ND		ug/Kg	250	04/18/22	04/18/22
Trichlorofluoromethane	ND		ug/Kg	250	04/18/22	04/18/22
Acetone	ND		ug/Kg	5,000	04/18/22	04/18/22
Freon 113	ND		ug/Kg	250	04/18/22	04/18/22
1,1-Dichloroethene	ND		ug/Kg	250	04/18/22	04/18/22
Methylene Chloride	ND		ug/Kg	250	04/18/22	04/18/22
MTBE	ND		ug/Kg	250	04/18/22	04/18/22
trans-1,2-Dichloroethene	ND		ug/Kg	250	04/18/22	04/18/22
1,1-Dichloroethane	ND		ug/Kg	250	04/18/22	04/18/22
2-Butanone	ND		ug/Kg	5,000	04/18/22	04/18/22
cis-1,2-Dichloroethene	ND		ug/Kg	250	04/18/22	04/18/22
2,2-Dichloropropane	ND		ug/Kg	250	04/18/22	04/18/22
Chloroform	ND		ug/Kg	250	04/18/22	04/18/22
Bromochloromethane	ND		ug/Kg	250	04/18/22	04/18/22
1,1,1-Trichloroethane	ND		ug/Kg	250	04/18/22	04/18/22
1,1-Dichloropropene	ND		ug/Kg	250	04/18/22	04/18/22
Carbon Tetrachloride	ND		ug/Kg	250	04/18/22	04/18/22
1,2-Dichloroethane	ND		ug/Kg	250	04/18/22	04/18/22
Benzene	ND		ug/Kg	250	04/18/22	04/18/22
Trichloroethene	ND		ug/Kg	250	04/18/22	04/18/22
1,2-Dichloropropane	ND		ug/Kg	250	04/18/22	04/18/22
Bromodichloromethane	ND		ug/Kg	250	04/18/22	04/18/22
Dibromomethane	ND		ug/Kg	250	04/18/22	04/18/22
4-Methyl-2-Pentanone	ND		ug/Kg	250	04/18/22	04/18/22
cis-1,3-Dichloropropene	ND		ug/Kg	250	04/18/22	04/18/22
Toluene	ND		ug/Kg	250	04/18/22	04/18/22
trans-1,3-Dichloropropene	ND		ug/Kg	250	04/18/22	04/18/22
1,1,2-Trichloroethane	ND		ug/Kg	250	04/18/22	04/18/22
1,3-Dichloropropane	ND		ug/Kg	250	04/18/22	04/18/22
Tetrachloroethene	ND		ug/Kg	250	04/18/22	04/18/22
Dibromochloromethane	ND		ug/Kg	250	04/18/22	04/18/22
1,2-Dibromoethane	ND		ug/Kg	250	04/18/22	04/18/22
Chlorobenzene	ND		ug/Kg	250	04/18/22	04/18/22
1,1,1,2-Tetrachloroethane	ND		ug/Kg	250	04/18/22	04/18/22
Ethylbenzene	ND		ug/Kg	250	04/18/22	04/18/22
m,p-Xylenes	ND		ug/Kg	500	04/18/22	04/18/22
o-Xylene	ND		ug/Kg	250	04/18/22	04/18/22

Batch QC

QC984148 Analyte	Result	Qual	Units	RL	Prepared	Analyzed
Styrene	ND		ug/Kg	250	04/18/22	04/18/22
Bromoform	ND		ug/Kg	250	04/18/22	04/18/22
Isopropylbenzene	ND		ug/Kg	250	04/18/22	04/18/22
1,1,2,2-Tetrachloroethane	ND		ug/Kg	250	04/18/22	04/18/22
1,2,3-Trichloropropane	ND		ug/Kg	250	04/18/22	04/18/22
Propylbenzene	ND		ug/Kg	250	04/18/22	04/18/22
Bromobenzene	ND		ug/Kg	250	04/18/22	04/18/22
1,3,5-Trimethylbenzene	ND		ug/Kg	250	04/18/22	04/18/22
2-Chlorotoluene	ND		ug/Kg	250	04/18/22	04/18/22
4-Chlorotoluene	ND		ug/Kg	250	04/18/22	04/18/22
tert-Butylbenzene	ND		ug/Kg	250	04/18/22	04/18/22
1,2,4-Trimethylbenzene	ND		ug/Kg	250	04/18/22	04/18/22
sec-Butylbenzene	ND		ug/Kg	250	04/18/22	04/18/22
para-Isopropyl Toluene	ND		ug/Kg	250	04/18/22	04/18/22
1,3-Dichlorobenzene	ND		ug/Kg	250	04/18/22	04/18/22
1,4-Dichlorobenzene	ND		ug/Kg	250	04/18/22	04/18/22
n-Butylbenzene	ND		ug/Kg	250	04/18/22	04/18/22
1,2-Dichlorobenzene	ND		ug/Kg	250	04/18/22	04/18/22
1,2-Dibromo-3-Chloropropane	ND		ug/Kg	250	04/18/22	04/18/22
1,2,4-Trichlorobenzene	ND		ug/Kg	250	04/18/22	04/18/22
Hexachlorobutadiene	ND		ug/Kg	250	04/18/22	04/18/22
Naphthalene	ND		ug/Kg	250	04/18/22	04/18/22
1,2,3-Trichlorobenzene	ND		ug/Kg	250	04/18/22	04/18/22
Surrogates				**Limits**		
Dibromofluoromethane	97%		%REC	70-130	04/18/22	04/18/22
1,2-Dichloroethane-d4	108%		%REC	70-145	04/18/22	04/18/22
Toluene-d8	95%		%REC	70-145	04/18/22	04/18/22
Bromofluorobenzene	89%		%REC	70-145	04/18/22	04/18/22

ENTHALPY ANALYTICAL

Batch QC

Type:	**Blank**	**Lab ID:**	**QC983901**	**Batch:**	**287575**
Matrix:	**Soil**	**Method:**	**EPA 8270C**	**Prep Method:**	**EPA 3546**

QC983901 Analyte	Result	Qual	Units	RL	Prepared	Analyzed
Carbazole	ND		ug/Kg	250	04/15/22	04/15/22
1-Methylnaphthalene	ND		ug/Kg	250	04/15/22	04/15/22
Pyridine	ND		ug/Kg	250	04/15/22	04/15/22
N-Nitrosodimethylamine	ND		ug/Kg	250	04/15/22	04/15/22
Phenol	ND		ug/Kg	250	04/15/22	04/15/22
Aniline	ND		ug/Kg	250	04/15/22	04/15/22
bis(2-Chloroethyl)ether	ND		ug/Kg	1,200	04/15/22	04/15/22
2-Chlorophenol	ND		ug/Kg	250	04/15/22	04/15/22
1,3-Dichlorobenzene	ND		ug/Kg	250	04/15/22	04/15/22
1,4-Dichlorobenzene	ND		ug/Kg	250	04/15/22	04/15/22
Benzyl alcohol	ND		ug/Kg	250	04/15/22	04/15/22
1,2-Dichlorobenzene	ND		ug/Kg	250	04/15/22	04/15/22
2-Methylphenol	ND		ug/Kg	250	04/15/22	04/15/22
bis(2-Chloroisopropyl) ether	ND		ug/Kg	250	04/15/22	04/15/22
3-,4-Methylphenol	ND		ug/Kg	400	04/15/22	04/15/22
N-Nitroso-di-n-propylamine	ND		ug/Kg	250	04/15/22	04/15/22
Hexachloroethane	ND		ug/Kg	250	04/15/22	04/15/22
Nitrobenzene	ND		ug/Kg	1,200	04/15/22	04/15/22
Isophorone	ND		ug/Kg	250	04/15/22	04/15/22
2-Nitrophenol	ND		ug/Kg	250	04/15/22	04/15/22
2,4-Dimethylphenol	ND		ug/Kg	250	04/15/22	04/15/22
Benzoic acid	ND		ug/Kg	1,200	04/15/22	04/15/22
bis(2-Chloroethoxy)methane	ND		ug/Kg	250	04/15/22	04/15/22
2,4-Dichlorophenol	ND		ug/Kg	250	04/15/22	04/15/22
1,2,4-Trichlorobenzene	ND		ug/Kg	250	04/15/22	04/15/22
Naphthalene	ND		ug/Kg	250	04/15/22	04/15/22
4-Chloroaniline	ND		ug/Kg	250	04/15/22	04/15/22
Hexachlorobutadiene	ND		ug/Kg	250	04/15/22	04/15/22
4-Chloro-3-methylphenol	ND		ug/Kg	250	04/15/22	04/15/22
2-Methylnaphthalene	ND		ug/Kg	250	04/15/22	04/15/22
Hexachlorocyclopentadiene	ND		ug/Kg	1,200	04/15/22	04/15/22
2,4,6-Trichlorophenol	ND		ug/Kg	250	04/15/22	04/15/22
2,4,5-Trichlorophenol	ND		ug/Kg	250	04/15/22	04/15/22
2-Chloronaphthalene	ND		ug/Kg	250	04/15/22	04/15/22
2-Nitroaniline	ND		ug/Kg	250	04/15/22	04/15/22
Dimethylphthalate	ND		ug/Kg	250	04/15/22	04/15/22
Acenaphthylene	ND		ug/Kg	250	04/15/22	04/15/22
2,6-Dinitrotoluene	ND		ug/Kg	250	04/15/22	04/15/22
3-Nitroaniline	ND		ug/Kg	250	04/15/22	04/15/22
Acenaphthene	ND		ug/Kg	250	04/15/22	04/15/22
2,4-Dinitrophenol	ND		ug/Kg	1,200	04/15/22	04/15/22
4-Nitrophenol	ND		ug/Kg	250	04/15/22	04/15/22

ENTHALPY ANALYTICAL

Batch QC

QC983901 Analyte	Result	Qual	Units	RL	Prepared	Analyzed
Dibenzofuran	ND		ug/Kg	250	04/15/22	04/15/22
2,4-Dinitrotoluene	ND		ug/Kg	250	04/15/22	04/15/22
Diethylphthalate	ND		ug/Kg	250	04/15/22	04/15/22
Fluorene	ND		ug/Kg	250	04/15/22	04/15/22
4-Chlorophenyl-phenylether	ND		ug/Kg	250	04/15/22	04/15/22
4-Nitroaniline	ND		ug/Kg	250	04/15/22	04/15/22
4,6-Dinitro-2-methylphenol	ND		ug/Kg	250	04/15/22	04/15/22
N-Nitrosodiphenylamine	ND		ug/Kg	250	04/15/22	04/15/22
1,2-diphenylhydrazine (as azobenzene)	ND		ug/Kg	250	04/15/22	04/15/22
4-Bromophenyl-phenylether	ND		ug/Kg	250	04/15/22	04/15/22
Hexachlorobenzene	ND		ug/Kg	250	04/15/22	04/15/22
Pentachlorophenol	ND		ug/Kg	1,200	04/15/22	04/15/22
Phenanthrene	ND		ug/Kg	250	04/15/22	04/15/22
Anthracene	ND		ug/Kg	250	04/15/22	04/15/22
Di-n-butylphthalate	ND		ug/Kg	250	04/15/22	04/15/22
Fluoranthene	ND		ug/Kg	250	04/15/22	04/15/22
Benzidine	ND		ug/Kg	1,200	04/15/22	04/15/22
Pyrene	ND		ug/Kg	250	04/15/22	04/15/22
Butylbenzylphthalate	ND		ug/Kg	250	04/15/22	04/15/22
3,3'-Dichlorobenzidine	ND		ug/Kg	1,200	04/15/22	04/15/22
Benzo(a)anthracene	ND		ug/Kg	250	04/15/22	04/15/22
Chrysene	ND		ug/Kg	250	04/15/22	04/15/22
bis(2-Ethylhexyl)phthalate	ND		ug/Kg	250	04/15/22	04/15/22
Di-n-octylphthalate	ND		ug/Kg	250	04/15/22	04/15/22
Benzo(b)fluoranthene	ND		ug/Kg	250	04/15/22	04/15/22
Benzo(k)fluoranthene	ND		ug/Kg	250	04/15/22	04/15/22
Benzo(a)pyrene	ND		ug/Kg	250	04/15/22	04/15/22
Indeno(1,2,3-cd)pyrene	ND		ug/Kg	250	04/15/22	04/15/22
Dibenz(a,h)anthracene	ND		ug/Kg	250	04/15/22	04/15/22
Benzo(g,h,i)perylene	ND		ug/Kg	250	04/15/22	04/15/22
Surrogates				**Limits**		
2-Fluorophenol	91%		%REC	29-120	04/15/22	04/15/22
Phenol-d6	92%		%REC	30-120	04/15/22	04/15/22
2,4,6-Tribromophenol	73%		%REC	32-120	04/15/22	04/15/22
Nitrobenzene-d5	87%		%REC	33-120	04/15/22	04/15/22
2-Fluorobiphenyl	76%		%REC	39-120	04/15/22	04/15/22
Terphenyl-d14	84%		%REC	44-125	04/15/22	04/15/22

ENTHALPY ANALYTICAL

Batch QC

Type: Lab Control Sample	**Lab ID: QC983902**	**Batch: 287575**
Matrix: Soil	**Method: EPA 8270C**	**Prep Method: EPA 3546**

QC983902 Analyte	Result	Spiked	Units	Recovery	Qual	Limits
Phenol	2,745	3750	ug/Kg	73%		42-120
2-Chlorophenol	2,794	3750	ug/Kg	75%		41-120
1,4-Dichlorobenzene	2,556	3750	ug/Kg	68%		36-120
3-,4-Methylphenol	2,784	3750	ug/Kg	74%		42-120
N-Nitroso-di-n-propylamine	2,690	3750	ug/Kg	72%		43-121
2,4-Dimethylphenol	2,800	3750	ug/Kg	75%		25-120
1,2,4-Trichlorobenzene	2,544	3750	ug/Kg	68%		38-120
4-Chloro-3-methylphenol	2,593	3750	ug/Kg	69%		40-125
2,4,5-Trichlorophenol	2,635	3750	ug/Kg	70%		40-124
Acenaphthene	2,414	3750	ug/Kg	64%		35-126
4-Nitrophenol	2,459	3750	ug/Kg	66%		24-128
2,4-Dinitrotoluene	2,610	3750	ug/Kg	70%		40-131
Pentachlorophenol	2,024	3750	ug/Kg	54%		35-120
Pyrene	2,369	3750	ug/Kg	63%		37-135
Chrysene	2,332	3750	ug/Kg	62%		38-132
Benzo(b)fluoranthene	2,629	3750	ug/Kg	70%		38-135
Surrogates						
2-Fluorophenol	1,553	2000	ug/Kg	78%		29-120
Phenol-d6	1,593	2000	ug/Kg	80%		30-120
2,4,6-Tribromophenol	1,413	2000	ug/Kg	71%		32-120
Nitrobenzene-d5	1,532	2000	ug/Kg	77%		33-120
2-Fluorobiphenyl	1,335	2000	ug/Kg	67%		39-120
Terphenyl-d14	1,467	2000	ug/Kg	73%		44-125

ENTHALPY ANALYTICAL

Batch QC

Type:	**Matrix Spike**	**Lab ID:**	**QC983903**	**Batch:**	**287575**
Matrix (Source ID):	**Soil (461330-001)**	**Method:**	**EPA 8270C**	**Prep Method:**	**EPA 3546**
				Basis:	**Dry**

QC983903 Analyte	Result	Source Sample Result	Spiked	Units	Recovery	Qual	Limits	DF
Phenol	3,892	ND	3989	ug/Kg		DO	37-120	100
2-Chlorophenol	3,850	ND	3989	ug/Kg		DO	33-120	100
1,4-Dichlorobenzene	3,109	ND	3989	ug/Kg		DO	32-120	100
3-,4-Methylphenol	3,829	ND	3989	ug/Kg		DO	37-120	100
N-Nitroso-di-n-propylamine	3,288	ND	3989	ug/Kg		DO	32-120	100
2,4-Dimethylphenol	4,076	ND	3989	ug/Kg		DO	32-120	100
1,2,4-Trichlorobenzene	3,686	ND	3989	ug/Kg		DO	33-120	100
4-Chloro-3-methylphenol	3,239	ND	3989	ug/Kg		DO	41-121	100
2,4,5-Trichlorophenol	2,587	ND	3989	ug/Kg		DO	40-120	100
Acenaphthene	3,664	ND	3989	ug/Kg		DO	37-120	100
4-Nitrophenol	26,430	ND	3989	ug/Kg		DO	20-141	100
2,4-Dinitrotoluene	23,400	ND	3989	ug/Kg		DO	33-128	100
Pentachlorophenol	0	ND	3989	ug/Kg		DO	28-132	100
Pyrene	4,104	ND	3989	ug/Kg		DO	39-135	100
Chrysene	4,323	ND	3989	ug/Kg		DO	37-135	100
Benzo(b)fluoranthene	4,030	ND	3989	ug/Kg		DO	34-139	100
Surrogates								
2-Fluorophenol	1,955		2128	ug/Kg		DO	29-120	100
Phenol-d6	2,072		2128	ug/Kg		DO	30-120	100
2,4,6-Tribromophenol	1,087		2128	ug/Kg		DO	32-120	100
Nitrobenzene-d5	1,668		2128	ug/Kg		DO	33-120	100
2-Fluorobiphenyl	1,920		2128	ug/Kg		DO	39-120	100
Terphenyl-d14	2,229		2128	ug/Kg		DO	44-125	100

ENTHALPY ANALYTICAL

Batch QC

Type:	**Matrix Spike Duplicate**	**Lab ID:**	**QC983904**	**Batch:**	**287575**
Matrix (Source ID):	**Soil (461330-001)**	**Method:**	**EPA 8270C**	**Prep Method:**	**EPA 3546**
				Basis:	**Dry**

QC983904 Analyte	Result	Source Sample Result	Spiked	Units	Recovery	Qual	Limits	RPD	RPD Lim	DF
Phenol	0	ND	3989	ug/Kg		DO	37-120		49	100
2-Chlorophenol	0	ND	3989	ug/Kg		DO	33-120		52	100
1,4-Dichlorobenzene	0	ND	3989	ug/Kg		DO	32-120		50	100
3-,4-Methylphenol	0	ND	3989	ug/Kg		DO	37-120		54	100
N-Nitroso-di-n-propylamine	261.0	ND	3989	ug/Kg		DO	32-120		50	100
2,4-Dimethylphenol	0	ND	3989	ug/Kg		DO	32-120		50	100
1,2,4-Trichlorobenzene	0	ND	3989	ug/Kg		DO	33-120		50	100
4-Chloro-3-methylphenol	0	ND	3989	ug/Kg		DO	41-121		43	100
2,4,5-Trichlorophenol	0	ND	3989	ug/Kg		DO	40-120		47	100
Acenaphthene	0	ND	3989	ug/Kg		DO	37-120		48	100
4-Nitrophenol	0	ND	3989	ug/Kg		DO	20-141		30	100
2,4-Dinitrotoluene	50,590	ND	3989	ug/Kg		DO	33-128		50	100
Pentachlorophenol	0	ND	3989	ug/Kg		DO	28-132		30	100
Pyrene	159.4	ND	3989	ug/Kg		DO	39-135		41	100
Chrysene	875.0	ND	3989	ug/Kg		DO	37-135		46	100
Benzo(b)fluoranthene	252.9	ND	3989	ug/Kg		DO	34-139		47	100
Surrogates										
2-Fluorophenol	1,929		2128	ug/Kg		DO	29-120			100
Phenol-d6	2,006		2128	ug/Kg		DO	30-120			100
2,4,6-Tribromophenol	897.3		2128	ug/Kg		DO	32-120			100
Nitrobenzene-d5	1,928		2128	ug/Kg		DO	33-120			100
2-Fluorobiphenyl	1,820		2128	ug/Kg		DO	39-120			100
Terphenyl-d14	2,165		2128	ug/Kg		DO	44-125			100

ENTHALPY ANALYTICAL

Batch QC

Type:	**Blank**	**Lab ID:**	**QC983909**	**Batch:**	**287577**
Matrix:	**Soil**	**Method:**	**EPA 8270C**	**Prep Method:**	**EPA 3546**

QC983909 Analyte	Result	Qual	Units	RL	Prepared	Analyzed
Carbazole	ND		ug/Kg	250	04/15/22	04/21/22
1-Methylnaphthalene	ND		ug/Kg	250	04/15/22	04/21/22
Pyridine	ND		ug/Kg	250	04/15/22	04/21/22
N-Nitrosodimethylamine	ND		ug/Kg	250	04/15/22	04/21/22
Phenol	ND		ug/Kg	250	04/15/22	04/21/22
Aniline	ND		ug/Kg	250	04/15/22	04/21/22
bis(2-Chloroethyl)ether	ND		ug/Kg	1,200	04/15/22	04/21/22
2-Chlorophenol	ND		ug/Kg	250	04/15/22	04/21/22
1,3-Dichlorobenzene	ND		ug/Kg	250	04/15/22	04/21/22
1,4-Dichlorobenzene	ND		ug/Kg	250	04/15/22	04/21/22
Benzyl alcohol	ND		ug/Kg	250	04/15/22	04/21/22
1,2-Dichlorobenzene	ND		ug/Kg	250	04/15/22	04/21/22
2-Methylphenol	ND		ug/Kg	250	04/15/22	04/21/22
bis(2-Chloroisopropyl) ether	ND		ug/Kg	250	04/15/22	04/21/22
3-,4-Methylphenol	ND		ug/Kg	400	04/15/22	04/21/22
N-Nitroso-di-n-propylamine	ND		ug/Kg	250	04/15/22	04/21/22
Hexachloroethane	ND		ug/Kg	250	04/15/22	04/21/22
Nitrobenzene	ND		ug/Kg	1,200	04/15/22	04/21/22
Isophorone	ND		ug/Kg	250	04/15/22	04/21/22
2-Nitrophenol	ND		ug/Kg	250	04/15/22	04/21/22
2,4-Dimethylphenol	ND		ug/Kg	250	04/15/22	04/21/22
Benzoic acid	ND		ug/Kg	1,200	04/15/22	04/21/22
bis(2-Chloroethoxy)methane	ND		ug/Kg	250	04/15/22	04/21/22
2,4-Dichlorophenol	ND		ug/Kg	250	04/15/22	04/21/22
1,2,4-Trichlorobenzene	ND		ug/Kg	250	04/15/22	04/21/22
Naphthalene	ND		ug/Kg	250	04/15/22	04/21/22
4-Chloroaniline	ND		ug/Kg	250	04/15/22	04/21/22
Hexachlorobutadiene	ND		ug/Kg	250	04/15/22	04/21/22
4-Chloro-3-methylphenol	ND		ug/Kg	250	04/15/22	04/21/22
2-Methylnaphthalene	ND		ug/Kg	250	04/15/22	04/21/22
Hexachlorocyclopentadiene	ND		ug/Kg	1,200	04/15/22	04/21/22
2,4,6-Trichlorophenol	ND		ug/Kg	250	04/15/22	04/21/22
2,4,5-Trichlorophenol	ND		ug/Kg	250	04/15/22	04/21/22
2-Chloronaphthalene	ND		ug/Kg	250	04/15/22	04/21/22
2-Nitroaniline	ND		ug/Kg	250	04/15/22	04/21/22
Dimethylphthalate	ND		ug/Kg	250	04/15/22	04/21/22
Acenaphthylene	ND		ug/Kg	250	04/15/22	04/21/22
2,6-Dinitrotoluene	ND		ug/Kg	250	04/15/22	04/21/22
3-Nitroaniline	ND		ug/Kg	250	04/15/22	04/21/22
Acenaphthene	ND		ug/Kg	250	04/15/22	04/21/22
2,4-Dinitrophenol	ND		ug/Kg	1,200	04/15/22	04/21/22
4-Nitrophenol	ND		ug/Kg	250	04/15/22	04/21/22

ENTHALPY ANALYTICAL

Batch QC

QC983909 Analyte	Result	Qual	Units	RL	Prepared	Analyzed
Dibenzofuran	ND		ug/Kg	250	04/15/22	04/21/22
2,4-Dinitrotoluene	ND		ug/Kg	250	04/15/22	04/21/22
Diethylphthalate	ND		ug/Kg	250	04/15/22	04/21/22
Fluorene	ND		ug/Kg	250	04/15/22	04/21/22
4-Chlorophenyl-phenylether	ND		ug/Kg	250	04/15/22	04/21/22
4-Nitroaniline	ND		ug/Kg	250	04/15/22	04/21/22
4,6-Dinitro-2-methylphenol	ND		ug/Kg	250	04/15/22	04/21/22
N-Nitrosodiphenylamine	ND		ug/Kg	250	04/15/22	04/21/22
1,2-diphenylhydrazine (as azobenzene)	ND		ug/Kg	250	04/15/22	04/21/22
4-Bromophenyl-phenylether	ND		ug/Kg	250	04/15/22	04/21/22
Hexachlorobenzene	ND		ug/Kg	250	04/15/22	04/21/22
Pentachlorophenol	ND		ug/Kg	1,200	04/15/22	04/21/22
Phenanthrene	ND		ug/Kg	250	04/15/22	04/21/22
Anthracene	ND		ug/Kg	250	04/15/22	04/21/22
Di-n-butylphthalate	ND		ug/Kg	250	04/15/22	04/21/22
Fluoranthene	ND		ug/Kg	250	04/15/22	04/21/22
Benzidine	ND		ug/Kg	1,200	04/15/22	04/21/22
Pyrene	ND		ug/Kg	250	04/15/22	04/21/22
Butylbenzylphthalate	ND		ug/Kg	250	04/15/22	04/21/22
3,3'-Dichlorobenzidine	ND		ug/Kg	1,200	04/15/22	04/21/22
Benzo(a)anthracene	ND		ug/Kg	250	04/15/22	04/21/22
Chrysene	ND		ug/Kg	250	04/15/22	04/21/22
bis(2-Ethylhexyl)phthalate	ND		ug/Kg	250	04/15/22	04/21/22
Di-n-octylphthalate	ND		ug/Kg	250	04/15/22	04/21/22
Benzo(b)fluoranthene	ND		ug/Kg	250	04/15/22	04/21/22
Benzo(k)fluoranthene	ND		ug/Kg	250	04/15/22	04/21/22
Benzo(a)pyrene	ND		ug/Kg	250	04/15/22	04/21/22
Indeno(1,2,3-cd)pyrene	ND		ug/Kg	250	04/15/22	04/21/22
Dibenz(a,h)anthracene	ND		ug/Kg	250	04/15/22	04/21/22
Benzo(g,h,i)perylene	ND		ug/Kg	250	04/15/22	04/21/22
Surrogates				**Limits**		
2-Fluorophenol	67%		%REC	29-120	04/15/22	04/21/22
Phenol-d6	72%		%REC	30-120	04/15/22	04/21/22
2,4,6-Tribromophenol	71%		%REC	32-120	04/15/22	04/21/22
Nitrobenzene-d5	60%		%REC	33-120	04/15/22	04/21/22
2-Fluorobiphenyl	61%		%REC	39-120	04/15/22	04/21/22
Terphenyl-d14	76%		%REC	44-125	04/15/22	04/21/22

ENTHALPY ANALYTICAL

Batch QC

Type: Lab Control Sample	**Lab ID: QC983910**	**Batch: 287577**
Matrix: Soil	**Method: EPA 8270C**	**Prep Method: EPA 3546**

QC983910 Analyte	Result	Spiked	Units	Recovery	Qual	Limits
Phenol	2,148	3750	ug/Kg	57%		42-120
2-Chlorophenol	2,138	3750	ug/Kg	57%		41-120
1,4-Dichlorobenzene	1,974	3750	ug/Kg	53%		36-120
3-,4-Methylphenol	2,268	3750	ug/Kg	60%		42-120
N-Nitroso-di-n-propylamine	2,214	3750	ug/Kg	59%		43-121
2,4-Dimethylphenol	2,350	3750	ug/Kg	63%		25-120
1,2,4-Trichlorobenzene	2,033	3750	ug/Kg	54%		38-120
4-Chloro-3-methylphenol	2,308	3750	ug/Kg	62%		40-125
2,4,5-Trichlorophenol	2,388	3750	ug/Kg	64%		40-124
Acenaphthene	2,189	3750	ug/Kg	58%		35-126
4-Nitrophenol	2,202	3750	ug/Kg	59%		24-128
2,4-Dinitrotoluene	2,355	3750	ug/Kg	63%		40-131
Pentachlorophenol	1,830	3750	ug/Kg	49%		35-120
Pyrene	2,215	3750	ug/Kg	59%		37-135
Chrysene	2,159	3750	ug/Kg	58%		38-132
Benzo(b)fluoranthene	2,346	3750	ug/Kg	63%		38-135
Surrogates						
2-Fluorophenol	1,188	2000	ug/Kg	59%		29-120
Phenol-d6	1,249	2000	ug/Kg	62%		30-120
2,4,6-Tribromophenol	1,278	2000	ug/Kg	64%		32-120
Nitrobenzene-d5	1,214	2000	ug/Kg	61%		33-120
2-Fluorobiphenyl	1,196	2000	ug/Kg	60%		39-120
Terphenyl-d14	1,335	2000	ug/Kg	67%		44-125

ENTHALPY ANALYTICAL

Batch QC

Type:	**Matrix Spike**	**Lab ID:**	**QC983911**	**Batch:**	**287577**
Matrix (Source ID):	**Soil (461330-023)**	**Method:**	**EPA 8270C**	**Prep Method:**	**EPA 3546**
				Basis:	**Dry**

QC983911 Analyte	Result	Source Sample Result	Spiked	Units	Recovery	Qual	Limits	DF
Phenol	3,510	ND	3989	ug/Kg	88%		37-120	10
2-Chlorophenol	3,588	ND	3989	ug/Kg	90%		33-120	10
1,4-Dichlorobenzene	3,360	ND	3989	ug/Kg	84%		32-120	10
3-,4-Methylphenol	3,524	ND	3989	ug/Kg	88%		37-120	10
N-Nitroso-di-n-propylamine	3,369	ND	3989	ug/Kg	84%		32-120	10
2,4-Dimethylphenol	3,578	ND	3989	ug/Kg	90%		32-120	10
1,2,4-Trichlorobenzene	3,312	ND	3989	ug/Kg	83%		33-120	10
4-Chloro-3-methylphenol	3,423	ND	3989	ug/Kg	86%		41-121	10
2,4,5-Trichlorophenol	3,311	ND	3989	ug/Kg	83%		40-120	10
Acenaphthene	3,637	ND	3989	ug/Kg	91%		37-120	10
4-Nitrophenol	4,974	ND	3989	ug/Kg	125%		20-141	10
2,4-Dinitrotoluene	4,831	ND	3989	ug/Kg	121%		33-128	10
Pentachlorophenol	6,327	ND	3989	ug/Kg		DO	28-132	10
Pyrene	3,710	ND	3989	ug/Kg	93%		39-135	10
Chrysene	3,571	ND	3989	ug/Kg	90%		37-135	10
Benzo(b)fluoranthene	3,859	ND	3989	ug/Kg	97%		34-139	10
Surrogates								
2-Fluorophenol	1,741		2128	ug/Kg	82%		29-120	10
Phenol-d6	1,829		2128	ug/Kg	86%		30-120	10
2,4,6-Tribromophenol	1,515		2128	ug/Kg	71%		32-120	10
Nitrobenzene-d5	1,809		2128	ug/Kg	85%		33-120	10
2-Fluorobiphenyl	1,666		2128	ug/Kg	78%		39-120	10
Terphenyl-d14	2,050		2128	ug/Kg	96%		44-125	10

ENTHALPY ANALYTICAL

Batch QC

Type:	**Matrix Spike Duplicate**	**Lab ID:**	**QC983912**	**Batch:**	**287577**
Matrix (Source ID):	**Soil (461330-023)**	**Method:**	**EPA 8270C**	**Prep Method:**	**EPA 3546**
				Basis:	**Dry**

QC983912 Analyte	Result	Source Sample Result	Spiked	Units	Recovery	Qual	Limits	RPD	RPD Lim	DF
Phenol	3,150	ND	3989	ug/Kg	79%		37-120	11	49	10
2-Chlorophenol	3,190	ND	3989	ug/Kg	80%		33-120	12	52	10
1,4-Dichlorobenzene	2,970	ND	3989	ug/Kg	74%		32-120	12	50	10
3-,4-Methylphenol	3,336	ND	3989	ug/Kg	84%		37-120	5	54	10
N-Nitroso-di-n-propylamine	3,039	ND	3989	ug/Kg	76%		32-120	10	50	10
2,4-Dimethylphenol	3,394	ND	3989	ug/Kg	85%		32-120	5	50	10
1,2,4-Trichlorobenzene	3,088	ND	3989	ug/Kg	77%		33-120	7	50	10
4-Chloro-3-methylphenol	3,248	ND	3989	ug/Kg	81%		41-121	5	43	10
2,4,5-Trichlorophenol	3,179	ND	3989	ug/Kg	80%		40-120	4	47	10
Acenaphthene	3,271	ND	3989	ug/Kg	82%		37-120	11	48	10
4-Nitrophenol	4,136	ND	3989	ug/Kg	104%		20-141	18	30	10
2,4-Dinitrotoluene	4,603	ND	3989	ug/Kg	115%		33-128	5	50	10
Pentachlorophenol	6,138	ND	3989	ug/Kg		DO	28-132		30	10
Pyrene	3,282	ND	3989	ug/Kg	82%		39-135	12	41	10
Chrysene	3,205	ND	3989	ug/Kg	80%		37-135	11	46	10
Benzo(b)fluoranthene	3,464	ND	3989	ug/Kg	87%		34-139	11	47	10
Surrogates										
2-Fluorophenol	1,552		2128	ug/Kg	73%		29-120			10
Phenol-d6	1,697		2128	ug/Kg	80%		30-120			10
2,4,6-Tribromophenol	1,546		2128	ug/Kg	73%		32-120			10
Nitrobenzene-d5	1,634		2128	ug/Kg	77%		33-120			10
2-Fluorobiphenyl	1,513		2128	ug/Kg	71%		39-120			10
Terphenyl-d14	1,755		2128	ug/Kg	82%		44-125			10

* Value is outside QC limits
DO Diluted Out
ND Not Detected

Laboratory Job Number 461330

Subcontracted Products

McCampbell Analytical, Inc.

McCampbell Analytical, Inc.

"When Quality Counts"

Analytical Report

WorkOrder: 2204857

Report Created for: Enthalpy Analytical

2323 Fifth Street
Berkeley, CA 94710

Project Contact: Sophia Baughman
Project P.O.: 026244
Project: EO-461330

Project Received: 04/14/2022

Analytical Report reviewed & approved for release on 04/25/2022 by:

Christine Askari
Project Manager

The report shall not be reproduced except in full, without the written approval of the laboratory. The analytical results relate only to the items tested. Results reported conform to the most current NELAP standards, where applicable, unless otherwise stated in a case narrative.

1534 Willow Pass Rd. Pittsburg, CA 94565 ♦ TEL: (877) 252-9262 ♦ FAX: (925) 252-9269 ♦ www.mccampbell.com
CA ELAP 1644 ♦ NELAP 4033 ORELAP

McCampbell Analytical, Inc.
"When Quality Counts"

1534 Willow Pass Road, Pittsburg, CA 94565-1701
Toll Free Telephone: (877) 252-9262 / Fax: (925) 252-9269
http://www.mccampbell.com / E-mail: main@mccampbell.com

Glossary of Terms & Qualifier Definitions

Client: Enthalpy Analytical **WorkOrder:** 2204857
Project: EO-461330

Glossary Abbreviation

%D	Serial Dilution Percent Difference
95% Interval	95% Confident Interval
CPT	Consumer Product Testing not NELAP Accredited
DF	Dilution Factor
DI WET	(DISTLC) Waste Extraction Test using DI water
DISS	Dissolved (direct analysis of 0.45 µm filtered and acidified water sample)
DLT	Dilution Test (Serial Dilution)
DUP	Duplicate
EDL	Estimated Detection Limit
ERS	External reference sample. Second source calibration verification.
ITEF	International Toxicity Equivalence Factor
LCS	Laboratory Control Sample
LQL	Lowest Quantitation Level
MB	Method Blank
MB % Rec	% Recovery of Surrogate in Method Blank, if applicable
MDL	Method Detection Limit
ML	Minimum Level of Quantitation
MS	Matrix Spike
MSD	Matrix Spike Duplicate
NA	Not Applicable
ND	Not detected at or above the indicated MDL or RL
NR	Data Not Reported due to matrix interference or insufficient sample amount.
PDS	Post Digestion Spike
PDSD	Post Digestion Spike Duplicate
PF	Prep Factor
RD	Relative Difference
RL	Reporting Limit (The RL is the lowest calibration standard in a multipoint calibration.)
RPD	Relative Percent Deviation
RRT	Relative Retention Time
SPK Val	Spike Value
SPKRef Val	Spike Reference Value
SPLP	Synthetic Precipitation Leachate Procedure
ST	Sorbent Tube
TCLP	Toxicity Characteristic Leachate Procedure
TEQ	Toxicity Equivalents
TZA	TimeZone Net Adjustment for sample collected outside of MAI's UTC.
WET (STLC)	Waste Extraction Test (Soluble Threshold Limit Concentration)

McCampbell Analytical, Inc.
"When Quality Counts"

1534 Willow Pass Road, Pittsburg, CA 94565-1701
Toll Free Telephone: (877) 252-9262 / Fax: (925) 252-9269
http://www.mccampbell.com / E-mail: main@mccampbell.com

Glossary of Terms & Qualifier Definitions

Client: Enthalpy Analytical **WorkOrder:** 2204857
Project: EO-461330

Analytical Qualifiers

A	The reported value is determined using a "single point" calibration by GC-ECD as allowed by the method.
P	Agreement between quantitative confirmation results exceed method recommended limits
S	Surrogate recovery outside accepted recovery limits.
a2	Sample diluted due to cluttered chromatogram.
a3	Sample diluted due to high organic content interfering with quantitative/or qualitative analysis.
a4	Reporting limits raised due to the sample's matrix prohibiting a full volume extraction.
c1	Surrogate recovery outside of the control limits due to the dilution of the sample.
h7	Copper (EPA 3660B) cleanup
i4	Client provided moisture used for dry-weight correction.

Quality Control Qualifiers

F1	MS/MSD recovery and/or RPD is out of acceptance criteria; LCS validates the prep batch.
F2	LCS/LCSD recovery and/or RPD/RSD is out of acceptance criteria.

McCampbell Analytical, Inc.
"When Quality Counts"

1534 Willow Pass Road, Pittsburg, CA 94565-1701
Toll Free Telephone: (877) 252-9262 / Fax: (925) 252-9269
http://www.mccampbell.com / E-mail: main@mccampbell.com

Analytical Report

Client:	Enthalpy Analytical	**WorkOrder:**	2204857
Date Received:	04/14/2022 15:08	**Extraction Method:**	SW3550B
Date Prepared:	04/15/2022	**Analytical Method:**	SW8081A/8082
Project:	EO-461330	**Unit:**	mg/kg-dry

Organochlorine Pesticides + PCBs

Client ID	Lab ID	Matrix	Date Collected	Instrument	Batch ID
SSJ-01-0.25	2204857-001A	Soil	04/12/2022 09:30	GC20 04182258.D	243537

Analytes	Result	RL	DF	Date Analyzed
Aldrin	ND	0.11	100	04/18/2022 23:27
a-BHC	ND	0.11	100	04/18/2022 23:27
b-BHC	ND	0.11	100	04/18/2022 23:27
d-BHC	ND	0.11	100	04/18/2022 23:27
g-BHC	ND	0.11	100	04/18/2022 23:27
Chlordane (Technical)	ND	2.7	100	04/18/2022 23:27
a-Chlordane	ND	0.11	100	04/18/2022 23:27
g-Chlordane	ND	0.11	100	04/18/2022 23:27
p,p-DDD	ND	0.11	100	04/18/2022 23:27
p,p-DDE	ND	0.11	100	04/18/2022 23:27
p,p-DDT	ND	0.11	100	04/18/2022 23:27
Dieldrin	ND	0.11	100	04/18/2022 23:27
Endosulfan I	ND	0.11	100	04/18/2022 23:27
Endosulfan II	ND	0.11	100	04/18/2022 23:27
Endosulfan sulfate	ND	0.11	100	04/18/2022 23:27
Endrin	ND	0.11	100	04/18/2022 23:27
Endrin aldehyde	ND	0.11	100	04/18/2022 23:27
Endrin ketone	ND	0.11	100	04/18/2022 23:27
Heptachlor	ND	0.11	100	04/18/2022 23:27
Heptachlor epoxide	ND	0.11	100	04/18/2022 23:27
Hexachlorobenzene	ND	1.1	100	04/18/2022 23:27
Hexachlorocyclopentadiene	ND	2.1	100	04/18/2022 23:27
Methoxychlor	ND	0.11	100	04/18/2022 23:27
Toxaphene	ND	5.3	100	04/18/2022 23:27
Aroclor1016	ND	5.3	100	04/18/2022 23:27
Aroclor1221	ND	5.3	100	04/18/2022 23:27
Aroclor1232	ND	5.3	100	04/18/2022 23:27
Aroclor1242	ND	5.3	100	04/18/2022 23:27
Aroclor1248	ND	5.3	100	04/18/2022 23:27
Aroclor1254	ND	5.3	100	04/18/2022 23:27
Aroclor1260	ND	5.3	100	04/18/2022 23:27
PCBs, total	ND	5.3	100	04/18/2022 23:27

Surrogates	REC (%)	Qualifiers	Limits	
Decachlorobiphenyl	134	S	60-130	04/18/2022 23:27

Analyst(s): CK

Analytical Comments: a3,c1,i4

(Cont.)

CA ELAP 1644 • NELAP 4033ORELAP

McCampbell Analytical, Inc.
"When Quality Counts"

1534 Willow Pass Road, Pittsburg, CA 94565-1701
Toll Free Telephone: (877) 252-9262 / Fax: (925) 252-9269
http://www.mccampbell.com / E-mail: main@mccampbell.com

Analytical Report

Client:	Enthalpy Analytical	**WorkOrder:**	2204857
Date Received:	04/14/2022 15:08	**Extraction Method:**	SW3550B
Date Prepared:	04/15/2022	**Analytical Method:**	SW8081A/8082
Project:	EO-461330	**Unit:**	mg/kg-dry

Organochlorine Pesticides + PCBs

Client ID	Lab ID	Matrix	Date Collected	Instrument	Batch ID
SSJ-01-2.5	2204857-002A	Soil	04/12/2022 09:35	GC22 04182235.D	243537

Analytes	Result	RL	DF	Date Analyzed
Aldrin	ND	0.0012	1	04/18/2022 16:54
a-BHC	ND	0.0012	1	04/18/2022 16:54
b-BHC	ND	0.0012	1	04/18/2022 16:54
d-BHC	ND	0.0012	1	04/18/2022 16:54
g-BHC	ND	0.0012	1	04/18/2022 16:54
Chlordane (Technical)	ND	0.030	1	04/18/2022 16:54
a-Chlordane	ND	0.0012	1	04/18/2022 16:54
g-Chlordane	ND	0.0012	1	04/18/2022 16:54
p,p-DDD	ND	0.0012	1	04/18/2022 16:54
p,p-DDE	ND	0.0012	1	04/18/2022 16:54
p,p-DDT	ND	0.0012	1	04/18/2022 16:54
Dieldrin	ND	0.0012	1	04/18/2022 16:54
Endosulfan I	ND	0.0012	1	04/18/2022 16:54
Endosulfan II	ND	0.0012	1	04/18/2022 16:54
Endosulfan sulfate	ND	0.0012	1	04/18/2022 16:54
Endrin	ND	0.0012	1	04/18/2022 16:54
Endrin aldehyde	ND	0.0012	1	04/18/2022 16:54
Endrin ketone	ND	0.0012	1	04/18/2022 16:54
Heptachlor	ND	0.0012	1	04/18/2022 16:54
Heptachlor epoxide	ND	0.0012	1	04/18/2022 16:54
Hexachlorobenzene	ND	0.012	1	04/18/2022 16:54
Hexachlorocyclopentadiene	ND	0.024	1	04/18/2022 16:54
Methoxychlor	ND	0.0012	1	04/18/2022 16:54
Toxaphene	ND	0.060	1	04/18/2022 16:54
Aroclor1016	ND	0.060	1	04/18/2022 16:54
Aroclor1221	ND	0.060	1	04/18/2022 16:54
Aroclor1232	ND	0.060	1	04/18/2022 16:54
Aroclor1242	ND	0.060	1	04/18/2022 16:54
Aroclor1248	ND	0.060	1	04/18/2022 16:54
Aroclor1254	ND	0.060	1	04/18/2022 16:54
Aroclor1260	ND	0.060	1	04/18/2022 16:54
PCBs, total	ND	0.060	1	04/18/2022 16:54

Surrogates	REC (%)	Limits	
Decachlorobiphenyl	95	60-130	04/18/2022 16:54

Analyst(s): CK

Analytical Comments: i4

(Cont.)

CA ELAP 1644 • NELAP 4033ORELAP

McCampbell Analytical, Inc.
"When Quality Counts"

1534 Willow Pass Road, Pittsburg, CA 94565-1701
Toll Free Telephone: (877) 252-9262 / Fax: (925) 252-9269
http://www.mccampbell.com / E-mail: main@mccampbell.com

Analytical Report

Client:	Enthalpy Analytical	**WorkOrder:**	2204857
Date Received:	04/14/2022 15:08	**Extraction Method:**	SW3550B
Date Prepared:	04/15/2022	**Analytical Method:**	SW8081A/8082
Project:	EO-461330	**Unit:**	mg/kg-dry

Organochlorine Pesticides + PCBs

Client ID	Lab ID	Matrix	Date Collected	Instrument	Batch ID
SSJ-01-5	2204857-003A	Soil	04/12/2022 09:45	GC20 04182259.D	243537

Analytes	Result	RL	DF	Date Analyzed
Aldrin	ND	0.13	100	04/18/2022 23:42
a-BHC	ND	0.13	100	04/18/2022 23:42
b-BHC	ND	0.13	100	04/18/2022 23:42
d-BHC	ND	0.13	100	04/18/2022 23:42
g-BHC	ND	0.13	100	04/18/2022 23:42
Chlordane (Technical)	ND	3.2	100	04/18/2022 23:42
a-Chlordane	ND	0.13	100	04/18/2022 23:42
g-Chlordane	ND	0.13	100	04/18/2022 23:42
p,p-DDD	ND	0.13	100	04/18/2022 23:42
p,p-DDE	**0.13**	0.13	100	04/18/2022 23:42
p,p-DDT	ND	0.13	100	04/18/2022 23:42
Dieldrin	ND	0.13	100	04/18/2022 23:42
Endosulfan I	ND	0.13	100	04/18/2022 23:42
Endosulfan II	ND	0.13	100	04/18/2022 23:42
Endosulfan sulfate	ND	0.13	100	04/18/2022 23:42
Endrin	ND	0.13	100	04/18/2022 23:42
Endrin aldehyde	ND	0.13	100	04/18/2022 23:42
Endrin ketone	ND	0.13	100	04/18/2022 23:42
Heptachlor	ND	0.13	100	04/18/2022 23:42
Heptachlor epoxide	ND	0.13	100	04/18/2022 23:42
Hexachlorobenzene	ND	1.3	100	04/18/2022 23:42
Hexachlorocyclopentadiene	ND	2.6	100	04/18/2022 23:42
Methoxychlor	ND	0.13	100	04/18/2022 23:42
Toxaphene	ND	6.4	100	04/18/2022 23:42
Aroclor1016	ND	6.4	100	04/18/2022 23:42
Aroclor1221	ND	6.4	100	04/18/2022 23:42
Aroclor1232	ND	6.4	100	04/18/2022 23:42
Aroclor1242	ND	6.4	100	04/18/2022 23:42
Aroclor1248	ND	6.4	100	04/18/2022 23:42
Aroclor1254	ND	6.4	100	04/18/2022 23:42
Aroclor1260	ND	6.4	100	04/18/2022 23:42
PCBs, total	ND	6.4	100	04/18/2022 23:42

Surrogates	REC (%)	Qualifiers	Limits	
Decachlorobiphenyl	163	S	60-130	04/18/2022 23:42

Analyst(s): CK

Analytical Comments: a3,c1,i4

(Cont.)

CA ELAP 1644 • NELAP 4033ORELAP

McCampbell Analytical, Inc.
"When Quality Counts"

1534 Willow Pass Road, Pittsburg, CA 94565-1701
Toll Free Telephone: (877) 252-9262 / Fax: (925) 252-9269
http://www.mccampbell.com / E-mail: main@mccampbell.com

Analytical Report

Client:	Enthalpy Analytical	**WorkOrder:**	2204857
Date Received:	04/14/2022 15:08	**Extraction Method:**	SW3550B
Date Prepared:	04/15/2022	**Analytical Method:**	SW8081A/8082
Project:	EO-461330	**Unit:**	mg/kg-dry

Organochlorine Pesticides + PCBs

Client ID	Lab ID	Matrix	Date Collected	Instrument	Batch ID
SSJ-02-0.25	2204857-004A	Soil	04/12/2022 10:40	GC22 04182212.D	243537

Analytes	Result	RL	DF	Date Analyzed
Aldrin	ND	0.0011	1	04/18/2022 11:10
a-BHC	ND	0.0011	1	04/18/2022 11:10
b-BHC	ND	0.0011	1	04/18/2022 11:10
d-BHC	ND	0.0011	1	04/18/2022 11:10
g-BHC	ND	0.0011	1	04/18/2022 11:10
Chlordane (Technical)	ND	0.028	1	04/18/2022 11:10
a-Chlordane	ND	0.0011	1	04/18/2022 11:10
g-Chlordane	ND	0.0011	1	04/18/2022 11:10
p,p-DDD	ND	0.0011	1	04/18/2022 11:10
p,p-DDE	**0.072**	0.0011	1	04/18/2022 11:10
p,p-DDT	**0.0060**	0.0011	1	04/18/2022 11:10
Dieldrin	ND	0.0011	1	04/18/2022 11:10
Endosulfan I	ND	0.0011	1	04/18/2022 11:10
Endosulfan II	ND	0.0011	1	04/18/2022 11:10
Endosulfan sulfate	ND	0.0011	1	04/18/2022 11:10
Endrin	ND	0.0011	1	04/18/2022 11:10
Endrin aldehyde	ND	0.0011	1	04/18/2022 11:10
Endrin ketone	ND	0.0011	1	04/18/2022 11:10
Heptachlor	ND	0.0011	1	04/18/2022 11:10
Heptachlor epoxide	ND	0.0011	1	04/18/2022 11:10
Hexachlorobenzene	ND	0.011	1	04/18/2022 11:10
Hexachlorocyclopentadiene	ND	0.022	1	04/18/2022 11:10
Methoxychlor	ND	0.0011	1	04/18/2022 11:10
Toxaphene	ND	0.056	1	04/18/2022 11:10
Aroclor1016	ND	0.056	1	04/18/2022 11:10
Aroclor1221	ND	0.056	1	04/18/2022 11:10
Aroclor1232	ND	0.056	1	04/18/2022 11:10
Aroclor1242	ND	0.056	1	04/18/2022 11:10
Aroclor1248	ND	0.056	1	04/18/2022 11:10
Aroclor1254	ND	0.056	1	04/18/2022 11:10
Aroclor1260	ND	0.056	1	04/18/2022 11:10
PCBs, total	ND	0.056	1	04/18/2022 11:10

Surrogates	REC (%)	Limits	
Decachlorobiphenyl	89	60-130	04/18/2022 11:10

Analyst(s): CK

Analytical Comments: i4

(Cont.)

CA ELAP 1644 • NELAP 4033ORELAP

McCampbell Analytical, Inc.
"When Quality Counts"

1534 Willow Pass Road, Pittsburg, CA 94565-1701
Toll Free Telephone: (877) 252-9262 / Fax: (925) 252-9269
http://www.mccampbell.com / E-mail: main@mccampbell.com

Analytical Report

Client:	Enthalpy Analytical	**WorkOrder:**	2204857
Date Received:	04/14/2022 15:08	**Extraction Method:**	SW3550B
Date Prepared:	04/15/2022	**Analytical Method:**	SW8081A/8082
Project:	EO-461330	**Unit:**	mg/kg-dry

Organochlorine Pesticides + PCBs

Client ID	Lab ID	Matrix	Date Collected	Instrument	Batch ID
SSJ-02-2.5	2204857-005A	Soil	04/12/2022 10:45	GC22 04182242.D	243537

Analytes	Result	RL	DF	Date Analyzed
Aldrin	ND	0.0011	1	04/18/2022 18:38
a-BHC	ND	0.0011	1	04/18/2022 18:38
b-BHC	ND	0.0011	1	04/18/2022 18:38
d-BHC	ND	0.0011	1	04/18/2022 18:38
g-BHC	ND	0.0011	1	04/18/2022 18:38
Chlordane (Technical)	ND	0.027	1	04/18/2022 18:38
a-Chlordane	ND	0.0011	1	04/18/2022 18:38
g-Chlordane	ND	0.0011	1	04/18/2022 18:38
p,p-DDD	ND	0.0011	1	04/18/2022 18:38
p,p-DDE	**0.0015**	0.0011	1	04/18/2022 18:38
p,p-DDT	ND	0.0011	1	04/18/2022 18:38
Dieldrin	ND	0.0011	1	04/18/2022 18:38
Endosulfan I	ND	0.0011	1	04/18/2022 18:38
Endosulfan II	ND	0.0011	1	04/18/2022 18:38
Endosulfan sulfate	ND	0.0011	1	04/18/2022 18:38
Endrin	ND	0.0011	1	04/18/2022 18:38
Endrin aldehyde	ND	0.0011	1	04/18/2022 18:38
Endrin ketone	ND	0.0011	1	04/18/2022 18:38
Heptachlor	ND	0.0011	1	04/18/2022 18:38
Heptachlor epoxide	ND	0.0011	1	04/18/2022 18:38
Hexachlorobenzene	ND	0.011	1	04/18/2022 18:38
Hexachlorocyclopentadiene	ND	0.022	1	04/18/2022 18:38
Methoxychlor	ND	0.0011	1	04/18/2022 18:38
Toxaphene	ND	0.055	1	04/18/2022 18:38
Aroclor1016	ND	0.055	1	04/18/2022 18:38
Aroclor1221	ND	0.055	1	04/18/2022 18:38
Aroclor1232	ND	0.055	1	04/18/2022 18:38
Aroclor1242	ND	0.055	1	04/18/2022 18:38
Aroclor1248	ND	0.055	1	04/18/2022 18:38
Aroclor1254	ND	0.055	1	04/18/2022 18:38
Aroclor1260	ND	0.055	1	04/18/2022 18:38
PCBs, total	ND	0.055	1	04/18/2022 18:38

Surrogates	REC (%)	Limits	
Decachlorobiphenyl	82	60-130	04/18/2022 18:38

Analyst(s): CK Analytical Comments: i4

(Cont.)

CA ELAP 1644 • NELAP 4033ORELAP

McCampbell Analytical, Inc.
"When Quality Counts"

1534 Willow Pass Road, Pittsburg, CA 94565-1701
Toll Free Telephone: (877) 252-9262 / Fax: (925) 252-9269
http://www.mccampbell.com / E-mail: main@mccampbell.com

Analytical Report

Client:	Enthalpy Analytical	**WorkOrder:**	2204857
Date Received:	04/14/2022 15:08	**Extraction Method:**	SW3550B
Date Prepared:	04/15/2022	**Analytical Method:**	SW8081A/8082
Project:	EO-461330	**Unit:**	mg/kg-dry

Organochlorine Pesticides + PCBs

Client ID	Lab ID	Matrix	Date Collected	Instrument	Batch ID
SSJ-02-5	2204857-006A	Soil	04/12/2022 10:55	GC20 04182243.D	243585

Analytes	Result	RL	DF	Date Analyzed
Aldrin	ND	0.0011	1	04/18/2022 19:41
a-BHC	ND	0.0011	1	04/18/2022 19:41
b-BHC	ND	0.0011	1	04/18/2022 19:41
d-BHC	ND	0.0011	1	04/18/2022 19:41
g-BHC	ND	0.0011	1	04/18/2022 19:41
Chlordane (Technical)	ND	0.027	1	04/18/2022 19:41
a-Chlordane	ND	0.0011	1	04/18/2022 19:41
g-Chlordane	ND	0.0011	1	04/18/2022 19:41
p,p-DDD	ND	0.0011	1	04/18/2022 19:41
p,p-DDE	ND	0.0011	1	04/18/2022 19:41
p,p-DDT	ND	0.0011	1	04/18/2022 19:41
Dieldrin	ND	0.0011	1	04/18/2022 19:41
Endosulfan I	ND	0.0011	1	04/18/2022 19:41
Endosulfan II	ND	0.0011	1	04/18/2022 19:41
Endosulfan sulfate	ND	0.0011	1	04/18/2022 19:41
Endrin	ND	0.0011	1	04/18/2022 19:41
Endrin aldehyde	ND	0.0011	1	04/18/2022 19:41
Endrin ketone	ND	0.0011	1	04/18/2022 19:41
Heptachlor	ND	0.0011	1	04/18/2022 19:41
Heptachlor epoxide	ND	0.0011	1	04/18/2022 19:41
Hexachlorobenzene	ND	0.011	1	04/18/2022 19:41
Hexachlorocyclopentadiene	ND	0.022	1	04/18/2022 19:41
Methoxychlor	ND	0.0011	1	04/18/2022 19:41
Toxaphene	ND	0.054	1	04/18/2022 19:41
Aroclor1016	ND	0.054	1	04/18/2022 19:41
Aroclor1221	ND	0.054	1	04/18/2022 19:41
Aroclor1232	ND	0.054	1	04/18/2022 19:41
Aroclor1242	ND	0.054	1	04/18/2022 19:41
Aroclor1248	ND	0.054	1	04/18/2022 19:41
Aroclor1254	ND	0.054	1	04/18/2022 19:41
Aroclor1260	ND	0.054	1	04/18/2022 19:41
PCBs, total	ND	0.054	1	04/18/2022 19:41

Surrogates	REC (%)	Limits	
Decachlorobiphenyl	104	60-130	04/18/2022 19:41

Analyst(s): CK

Analytical Comments: i4

(Cont.)

CA ELAP 1644 • NELAP 4033ORELAP

McCampbell Analytical, Inc.
"When Quality Counts"

1534 Willow Pass Road, Pittsburg, CA 94565-1701
Toll Free Telephone: (877) 252-9262 / Fax: (925) 252-9269
http://www.mccampbell.com / E-mail: main@mccampbell.com

Analytical Report

Client:	Enthalpy Analytical	**WorkOrder:**	2204857
Date Received:	04/14/2022 15:08	**Extraction Method:**	SW3550B
Date Prepared:	04/15/2022	**Analytical Method:**	SW8081A/8082
Project:	EO-461330	**Unit:**	mg/kg-dry

Organochlorine Pesticides + PCBs

Client ID	Lab ID	Matrix	Date Collected	Instrument	Batch ID
SSJ-03-0.25	2204857-007A	Soil	04/12/2022 11:05	GC20 04192232.D	243585

Analytes	Result	RL	DF	Date Analyzed
Aldrin	ND	0.011	10	04/20/2022 11:32
a-BHC	ND	0.011	10	04/20/2022 11:32
b-BHC	ND	0.011	10	04/20/2022 11:32
d-BHC	ND	0.011	10	04/20/2022 11:32
g-BHC	ND	0.011	10	04/20/2022 11:32
Chlordane (Technical)	ND	0.28	10	04/20/2022 11:32
a-Chlordane	ND	0.011	10	04/20/2022 11:32
g-Chlordane	ND	0.011	10	04/20/2022 11:32
p,p-DDD	**0.14**	0.011	10	04/20/2022 11:32
p,p-DDE	**2.4**	0.011	10	04/20/2022 11:32
p,p-DDT	**0.48**	0.011	10	04/20/2022 11:32
Dieldrin	ND	0.011	10	04/20/2022 11:32
Endosulfan I	ND	0.011	10	04/20/2022 11:32
Endosulfan II	ND	0.011	10	04/20/2022 11:32
Endosulfan sulfate	ND	0.011	10	04/20/2022 11:32
Endrin	**0.033**	0.011	10	04/20/2022 11:32
Endrin aldehyde	ND	0.011	10	04/20/2022 11:32
Endrin ketone	ND	0.011	10	04/20/2022 11:32
Heptachlor	ND	0.011	10	04/20/2022 11:32
Heptachlor epoxide	ND	0.011	10	04/20/2022 11:32
Hexachlorobenzene	ND	0.11	10	04/20/2022 11:32
Hexachlorocyclopentadiene	ND	0.23	10	04/20/2022 11:32
Methoxychlor	ND	0.011	10	04/20/2022 11:32
Toxaphene	ND	0.57	10	04/20/2022 11:32
Aroclor1016	ND	0.57	10	04/20/2022 11:32
Aroclor1221	ND	0.57	10	04/20/2022 11:32
Aroclor1232	ND	0.57	10	04/20/2022 11:32
Aroclor1242	ND	0.57	10	04/20/2022 11:32
Aroclor1248	ND	0.57	10	04/20/2022 11:32
Aroclor1254	ND	0.57	10	04/20/2022 11:32
Aroclor1260	ND	0.57	10	04/20/2022 11:32
PCBs, total	ND	0.57	10	04/20/2022 11:32

Surrogates	REC (%)	Limits	
Decachlorobiphenyl	105	60-130	04/20/2022 11:32

Analyst(s): CK

Analytical Comments: a3,a2,h7,i4

(Cont.)

CA ELAP 1644 • NELAP 4033ORELAP

McCampbell Analytical, Inc.
"When Quality Counts"

1534 Willow Pass Road, Pittsburg, CA 94565-1701
Toll Free Telephone: (877) 252-9262 / Fax: (925) 252-9269
http://www.mccampbell.com / E-mail: main@mccampbell.com

Analytical Report

Client:	Enthalpy Analytical	**WorkOrder:**	2204857
Date Received:	04/14/2022 15:08	**Extraction Method:**	SW3550B
Date Prepared:	04/15/2022	**Analytical Method:**	SW8081A/8082
Project:	EO-461330	**Unit:**	mg/kg-dry

Organochlorine Pesticides + PCBs

Client ID	Lab ID	Matrix	Date Collected	Instrument	Batch ID
SSJ-03-2.5	2204857-008A	Soil	04/12/2022 11:10	GC22 04182243.D	243585

Analytes	Result	RL	DF	Date Analyzed
Aldrin	ND	0.0012	1	04/18/2022 18:53
a-BHC	ND	0.0012	1	04/18/2022 18:53
b-BHC	ND	0.0012	1	04/18/2022 18:53
d-BHC	ND	0.0012	1	04/18/2022 18:53
g-BHC	ND	0.0012	1	04/18/2022 18:53
Chlordane (Technical)	ND	0.029	1	04/18/2022 18:53
a-Chlordane	ND	0.0012	1	04/18/2022 18:53
g-Chlordane	ND	0.0012	1	04/18/2022 18:53
p,p-DDD	**0.0027**	0.0012	1	04/18/2022 18:53
p,p-DDE	**0.022**	0.0012	1	04/18/2022 18:53
p,p-DDT	ND	0.0012	1	04/18/2022 18:53
Dieldrin	ND	0.0012	1	04/18/2022 18:53
Endosulfan I	ND	0.0012	1	04/18/2022 18:53
Endosulfan II	ND	0.0012	1	04/18/2022 18:53
Endosulfan sulfate	ND	0.0012	1	04/18/2022 18:53
Endrin	ND	0.0012	1	04/18/2022 18:53
Endrin aldehyde	ND	0.0012	1	04/18/2022 18:53
Endrin ketone	ND	0.0012	1	04/18/2022 18:53
Heptachlor	ND	0.0012	1	04/18/2022 18:53
Heptachlor epoxide	ND	0.0012	1	04/18/2022 18:53
Hexachlorobenzene	ND	0.012	1	04/18/2022 18:53
Hexachlorocyclopentadiene	ND	0.024	1	04/18/2022 18:53
Methoxychlor	ND	0.0012	1	04/18/2022 18:53
Toxaphene	ND	0.059	1	04/18/2022 18:53
Aroclor1016	ND	0.059	1	04/18/2022 18:53
Aroclor1221	ND	0.059	1	04/18/2022 18:53
Aroclor1232	ND	0.059	1	04/18/2022 18:53
Aroclor1242	ND	0.059	1	04/18/2022 18:53
Aroclor1248	ND	0.059	1	04/18/2022 18:53
Aroclor1254	ND	0.059	1	04/18/2022 18:53
Aroclor1260	ND	0.059	1	04/18/2022 18:53
PCBs, total	ND	0.059	1	04/18/2022 18:53

Surrogates	REC (%)	Limits	
Decachlorobiphenyl	85	60-130	04/18/2022 18:53

Analyst(s): CK

Analytical Comments: i4

(Cont.)

CA ELAP 1644 • NELAP 4033ORELAP

McCampbell Analytical, Inc.
"When Quality Counts"

1534 Willow Pass Road, Pittsburg, CA 94565-1701
Toll Free Telephone: (877) 252-9262 / Fax: (925) 252-9269
http://www.mccampbell.com / E-mail: main@mccampbell.com

Analytical Report

Client:	Enthalpy Analytical	**WorkOrder:**	2204857
Date Received:	04/14/2022 15:08	**Extraction Method:**	SW3550B
Date Prepared:	04/15/2022	**Analytical Method:**	SW8081A/8082
Project:	EO-461330	**Unit:**	mg/kg-dry

Organochlorine Pesticides + PCBs

Client ID	Lab ID	Matrix	Date Collected	Instrument	Batch ID
SSJ-03-4	2204857-009A	Soil	04/12/2022 11:15	GC22 04182244.D	243585

Analytes	Result	RL	DF	Date Analyzed
Aldrin	ND	0.0012	1	04/18/2022 19:07
a-BHC	ND	0.0012	1	04/18/2022 19:07
b-BHC	ND	0.0012	1	04/18/2022 19:07
d-BHC	ND	0.0012	1	04/18/2022 19:07
g-BHC	ND	0.0012	1	04/18/2022 19:07
Chlordane (Technical)	ND	0.029	1	04/18/2022 19:07
a-Chlordane	ND	0.0012	1	04/18/2022 19:07
g-Chlordane	ND	0.0012	1	04/18/2022 19:07
p,p-DDD	ND	0.0012	1	04/18/2022 19:07
p,p-DDE	**0.0051**	0.0012	1	04/18/2022 19:07
p,p-DDT	ND	0.0012	1	04/18/2022 19:07
Dieldrin	ND	0.0012	1	04/18/2022 19:07
Endosulfan I	ND	0.0012	1	04/18/2022 19:07
Endosulfan II	ND	0.0012	1	04/18/2022 19:07
Endosulfan sulfate	ND	0.0012	1	04/18/2022 19:07
Endrin	ND	0.0012	1	04/18/2022 19:07
Endrin aldehyde	ND	0.0012	1	04/18/2022 19:07
Endrin ketone	ND	0.0012	1	04/18/2022 19:07
Heptachlor	ND	0.0012	1	04/18/2022 19:07
Heptachlor epoxide	ND	0.0012	1	04/18/2022 19:07
Hexachlorobenzene	ND	0.012	1	04/18/2022 19:07
Hexachlorocyclopentadiene	ND	0.024	1	04/18/2022 19:07
Methoxychlor	ND	0.0012	1	04/18/2022 19:07
Toxaphene	ND	0.059	1	04/18/2022 19:07
Aroclor1016	ND	0.059	1	04/18/2022 19:07
Aroclor1221	ND	0.059	1	04/18/2022 19:07
Aroclor1232	ND	0.059	1	04/18/2022 19:07
Aroclor1242	ND	0.059	1	04/18/2022 19:07
Aroclor1248	ND	0.059	1	04/18/2022 19:07
Aroclor1254	ND	0.059	1	04/18/2022 19:07
Aroclor1260	ND	0.059	1	04/18/2022 19:07
PCBs, total	ND	0.059	1	04/18/2022 19:07

Surrogates	REC (%)	Limits	
Decachlorobiphenyl	92	60-130	04/18/2022 19:07

Analyst(s): CK

Analytical Comments: i4

(Cont.)

CA ELAP 1644 • NELAP 4033ORELAP

McCampbell Analytical, Inc.
"When Quality Counts"

1534 Willow Pass Road, Pittsburg, CA 94565-1701
Toll Free Telephone: (877) 252-9262 / Fax: (925) 252-9269
http://www.mccampbell.com / E-mail: main@mccampbell.com

Analytical Report

Client:	Enthalpy Analytical	**WorkOrder:**	2204857
Date Received:	04/14/2022 15:08	**Extraction Method:**	SW3550B
Date Prepared:	04/15/2022	**Analytical Method:**	SW8081A/8082
Project:	EO-461330	**Unit:**	mg/kg-dry

Organochlorine Pesticides + PCBs

Client ID	Lab ID	Matrix	Date Collected	Instrument	Batch ID
SSJ-04-0.25	2204857-010A	Soil	04/12/2022 12:10	GC22 04182246.D	243585

Analytes	Result	RL	DF	Date Analyzed
Aldrin	ND	0.0011	1	04/18/2022 19:37
a-BHC	ND	0.0011	1	04/18/2022 19:37
b-BHC	ND	0.0011	1	04/18/2022 19:37
d-BHC	ND	0.0011	1	04/18/2022 19:37
g-BHC	ND	0.0011	1	04/18/2022 19:37
Chlordane (Technical)	ND	0.027	1	04/18/2022 19:37
a-Chlordane	ND	0.0011	1	04/18/2022 19:37
g-Chlordane	ND	0.0011	1	04/18/2022 19:37
p,p-DDD	ND	0.0011	1	04/18/2022 19:37
p,p-DDE	ND	0.0011	1	04/18/2022 19:37
p,p-DDT	ND	0.0011	1	04/18/2022 19:37
Dieldrin	ND	0.0011	1	04/18/2022 19:37
Endosulfan I	ND	0.0011	1	04/18/2022 19:37
Endosulfan II	ND	0.0011	1	04/18/2022 19:37
Endosulfan sulfate	ND	0.0011	1	04/18/2022 19:37
Endrin	ND	0.0011	1	04/18/2022 19:37
Endrin aldehyde	ND	0.0011	1	04/18/2022 19:37
Endrin ketone	ND	0.0011	1	04/18/2022 19:37
Heptachlor	ND	0.0011	1	04/18/2022 19:37
Heptachlor epoxide	ND	0.0011	1	04/18/2022 19:37
Hexachlorobenzene	ND	0.011	1	04/18/2022 19:37
Hexachlorocyclopentadiene	ND	0.022	1	04/18/2022 19:37
Methoxychlor	ND	0.0011	1	04/18/2022 19:37
Toxaphene	ND	0.054	1	04/18/2022 19:37
Aroclor1016	ND	0.054	1	04/18/2022 19:37
Aroclor1221	ND	0.054	1	04/18/2022 19:37
Aroclor1232	ND	0.054	1	04/18/2022 19:37
Aroclor1242	ND	0.054	1	04/18/2022 19:37
Aroclor1248	ND	0.054	1	04/18/2022 19:37
Aroclor1254	ND	0.054	1	04/18/2022 19:37
Aroclor1260	ND	0.054	1	04/18/2022 19:37
PCBs, total	ND	0.054	1	04/18/2022 19:37

Surrogates	REC (%)	Limits	
Decachlorobiphenyl	73	60-130	04/18/2022 19:37

Analyst(s): CK

Analytical Comments: i4

(Cont.)

CA ELAP 1644 • NELAP 4033ORELAP

McCampbell Analytical, Inc.
"When Quality Counts"

1534 Willow Pass Road, Pittsburg, CA 94565-1701
Toll Free Telephone: (877) 252-9262 / Fax: (925) 252-9269
http://www.mccampbell.com / E-mail: main@mccampbell.com

Analytical Report

Client:	Enthalpy Analytical	**WorkOrder:**	2204857
Date Received:	04/14/2022 15:08	**Extraction Method:**	SW3550B
Date Prepared:	04/15/2022	**Analytical Method:**	SW8081A/8082
Project:	EO-461330	**Unit:**	mg/kg-dry

Organochlorine Pesticides + PCBs

Client ID	Lab ID	Matrix	Date Collected	Instrument	Batch ID
SSJ-04-2.5	2204857-013A	Soil	04/12/2022 12:10	GC22 04182245.D	243585

Analytes	Result	RL	DF	Date Analyzed
Aldrin	ND	0.0011	1	04/18/2022 19:22
a-BHC	ND	0.0011	1	04/18/2022 19:22
b-BHC	ND	0.0011	1	04/18/2022 19:22
d-BHC	ND	0.0011	1	04/18/2022 19:22
g-BHC	ND	0.0011	1	04/18/2022 19:22
Chlordane (Technical)	ND	0.028	1	04/18/2022 19:22
a-Chlordane	ND	0.0011	1	04/18/2022 19:22
g-Chlordane	ND	0.0011	1	04/18/2022 19:22
p,p-DDD	ND	0.0011	1	04/18/2022 19:22
p,p-DDE	ND	0.0011	1	04/18/2022 19:22
p,p-DDT	ND	0.0011	1	04/18/2022 19:22
Dieldrin	ND	0.0011	1	04/18/2022 19:22
Endosulfan I	ND	0.0011	1	04/18/2022 19:22
Endosulfan II	ND	0.0011	1	04/18/2022 19:22
Endosulfan sulfate	ND	0.0011	1	04/18/2022 19:22
Endrin	ND	0.0011	1	04/18/2022 19:22
Endrin aldehyde	ND	0.0011	1	04/18/2022 19:22
Endrin ketone	ND	0.0011	1	04/18/2022 19:22
Heptachlor	ND	0.0011	1	04/18/2022 19:22
Heptachlor epoxide	ND	0.0011	1	04/18/2022 19:22
Hexachlorobenzene	ND	0.011	1	04/18/2022 19:22
Hexachlorocyclopentadiene	ND	0.023	1	04/18/2022 19:22
Methoxychlor	ND	0.0011	1	04/18/2022 19:22
Toxaphene	ND	0.057	1	04/18/2022 19:22
Aroclor1016	ND	0.057	1	04/18/2022 19:22
Aroclor1221	ND	0.057	1	04/18/2022 19:22
Aroclor1232	ND	0.057	1	04/18/2022 19:22
Aroclor1242	ND	0.057	1	04/18/2022 19:22
Aroclor1248	ND	0.057	1	04/18/2022 19:22
Aroclor1254	ND	0.057	1	04/18/2022 19:22
Aroclor1260	ND	0.057	1	04/18/2022 19:22
PCBs, total	ND	0.057	1	04/18/2022 19:22

Surrogates	REC (%)	Limits	
Decachlorobiphenyl	86	60-130	04/18/2022 19:22

Analyst(s): CK Analytical Comments: i4

(Cont.)

McCampbell Analytical, Inc.
"When Quality Counts"

1534 Willow Pass Road, Pittsburg, CA 94565-1701
Toll Free Telephone: (877) 252-9262 / Fax: (925) 252-9269
http://www.mccampbell.com / E-mail: main@mccampbell.com

Analytical Report

Client:	Enthalpy Analytical	**WorkOrder:**	2204857
Date Received:	04/14/2022 15:08	**Extraction Method:**	SW3550B
Date Prepared:	04/15/2022	**Analytical Method:**	SW8081A/8082
Project:	EO-461330	**Unit:**	mg/kg-dry

Organochlorine Pesticides + PCBs

Client ID	Lab ID	Matrix	Date Collected	Instrument	Batch ID
SSJ-04-5	2204857-014A	Soil	04/12/2022 12:15	GC22 04182247.D	243585

Analytes	Result	RL	DF	Date Analyzed
Aldrin	ND	0.0011	1	04/18/2022 19:52
a-BHC	ND	0.0011	1	04/18/2022 19:52
b-BHC	ND	0.0011	1	04/18/2022 19:52
d-BHC	ND	0.0011	1	04/18/2022 19:52
g-BHC	ND	0.0011	1	04/18/2022 19:52
Chlordane (Technical)	ND	0.028	1	04/18/2022 19:52
a-Chlordane	ND	0.0011	1	04/18/2022 19:52
g-Chlordane	ND	0.0011	1	04/18/2022 19:52
p,p-DDD	ND	0.0011	1	04/18/2022 19:52
p,p-DDE	ND	0.0011	1	04/18/2022 19:52
p,p-DDT	ND	0.0011	1	04/18/2022 19:52
Dieldrin	ND	0.0011	1	04/18/2022 19:52
Endosulfan I	ND	0.0011	1	04/18/2022 19:52
Endosulfan II	ND	0.0011	1	04/18/2022 19:52
Endosulfan sulfate	ND	0.0011	1	04/18/2022 19:52
Endrin	ND	0.0011	1	04/18/2022 19:52
Endrin aldehyde	ND	0.0011	1	04/18/2022 19:52
Endrin ketone	ND	0.0011	1	04/18/2022 19:52
Heptachlor	ND	0.0011	1	04/18/2022 19:52
Heptachlor epoxide	ND	0.0011	1	04/18/2022 19:52
Hexachlorobenzene	ND	0.011	1	04/18/2022 19:52
Hexachlorocyclopentadiene	ND	0.023	1	04/18/2022 19:52
Methoxychlor	ND	0.0011	1	04/18/2022 19:52
Toxaphene	ND	0.057	1	04/18/2022 19:52
Aroclor1016	ND	0.057	1	04/18/2022 19:52
Aroclor1221	ND	0.057	1	04/18/2022 19:52
Aroclor1232	ND	0.057	1	04/18/2022 19:52
Aroclor1242	ND	0.057	1	04/18/2022 19:52
Aroclor1248	ND	0.057	1	04/18/2022 19:52
Aroclor1254	ND	0.057	1	04/18/2022 19:52
Aroclor1260	ND	0.057	1	04/18/2022 19:52
PCBs, total	ND	0.057	1	04/18/2022 19:52

Surrogates	REC (%)	Limits	
Decachlorobiphenyl	92	60-130	04/18/2022 19:52

Analyst(s): CK

Analytical Comments: i4

(Cont.)

CA ELAP 1644 • NELAP 4033ORELAP

McCampbell Analytical, Inc.
"When Quality Counts"

1534 Willow Pass Road, Pittsburg, CA 94565-1701
Toll Free Telephone: (877) 252-9262 / Fax: (925) 252-9269
http://www.mccampbell.com / E-mail: main@mccampbell.com

Analytical Report

Client:	Enthalpy Analytical	**WorkOrder:**	2204857
Date Received:	04/14/2022 15:08	**Extraction Method:**	SW3550B
Date Prepared:	04/15/2022	**Analytical Method:**	SW8081A/8082
Project:	EO-461330	**Unit:**	mg/kg-dry

Organochlorine Pesticides + PCBs

Client ID	Lab ID	Matrix	Date Collected	Instrument	Batch ID
SSJ-05-0.25	2204857-015A	Soil	04/12/2022 13:50	GC20 04182272.D	243585

Analytes	Result	Qualifiers	RL	DF	Date Analyzed
Aldrin	ND		0.022	20	04/19/2022 02:58
a-BHC	ND		0.022	20	04/19/2022 02:58
b-BHC	ND		0.022	20	04/19/2022 02:58
d-BHC	ND		0.022	20	04/19/2022 02:58
g-BHC	ND		0.022	20	04/19/2022 02:58
Chlordane (Technical)	ND		0.56	20	04/19/2022 02:58
a-Chlordane	ND		0.022	20	04/19/2022 02:58
g-Chlordane	ND		0.022	20	04/19/2022 02:58
p,p-DDD	ND		0.022	20	04/19/2022 02:58
p,p-DDE	**0.11**		0.022	20	04/19/2022 02:58
p,p-DDT	**0.084**		0.022	20	04/19/2022 02:58
Dieldrin	ND		0.022	20	04/19/2022 02:58
Endosulfan I	ND		0.022	20	04/19/2022 02:58
Endosulfan II	ND		0.022	20	04/19/2022 02:58
Endosulfan sulfate	ND		0.022	20	04/19/2022 02:58
Endrin	ND		0.022	20	04/19/2022 02:58
Endrin aldehyde	ND		0.022	20	04/19/2022 02:58
Endrin ketone	ND		0.022	20	04/19/2022 02:58
Heptachlor	ND		0.022	20	04/19/2022 02:58
Heptachlor epoxide	ND		0.022	20	04/19/2022 02:58
Hexachlorobenzene	ND		0.22	20	04/19/2022 02:58
Hexachlorocyclopentadiene	ND		0.44	20	04/19/2022 02:58
Methoxychlor	ND		0.022	20	04/19/2022 02:58
Toxaphene	ND		1.1	20	04/19/2022 02:58
Aroclor1016	ND		1.1	20	04/19/2022 02:58
Aroclor1221	ND		1.1	20	04/19/2022 02:58
Aroclor1232	ND		1.1	20	04/19/2022 02:58
Aroclor1242	ND		1.1	20	04/19/2022 02:58
Aroclor1248	ND		1.1	20	04/19/2022 02:58
Aroclor1254	**1.2**	A	1.1	20	04/19/2022 02:58
Aroclor1260	ND		1.1	20	04/19/2022 02:58
PCBs, total	**1.2**		1.1	20	04/19/2022 02:58

Surrogates	REC (%)	Limits	
Decachlorobiphenyl	101	60-130	04/19/2022 02:58

Analyst(s): CK

Analytical Comments: a3,i4

(Cont.)

CA ELAP 1644 • NELAP 4033ORELAP

McCampbell Analytical, Inc.
"When Quality Counts"

1534 Willow Pass Road, Pittsburg, CA 94565-1701
Toll Free Telephone: (877) 252-9262 / Fax: (925) 252-9269
http://www.mccampbell.com / E-mail: main@mccampbell.com

Analytical Report

Client:	Enthalpy Analytical	**WorkOrder:**	2204857
Date Received:	04/14/2022 15:08	**Extraction Method:**	SW3550B
Date Prepared:	04/15/2022	**Analytical Method:**	SW8081A/8082
Project:	EO-461330	**Unit:**	mg/kg-dry

Organochlorine Pesticides + PCBs

Client ID	Lab ID	Matrix	Date Collected	Instrument	Batch ID
SSJ-05-5	2204857-016A	Soil	04/12/2022 13:55	GC20 04192236.D	243585

Analytes	Result	Qualifiers	RL	DF	Date Analyzed
Aldrin	ND		0.013	10	04/20/2022 12:32
a-BHC	ND		0.013	10	04/20/2022 12:32
b-BHC	ND		0.013	10	04/20/2022 12:32
d-BHC	ND		0.013	10	04/20/2022 12:32
g-BHC	ND		0.013	10	04/20/2022 12:32
Chlordane (Technical)	ND		0.32	10	04/20/2022 12:32
a-Chlordane	ND		0.013	10	04/20/2022 12:32
g-Chlordane	ND		0.013	10	04/20/2022 12:32
p,p-DDD	ND		0.013	10	04/20/2022 12:32
p,p-DDE	ND		0.013	10	04/20/2022 12:32
p,p-DDT	ND		0.013	10	04/20/2022 12:32
Dieldrin	ND		0.013	10	04/20/2022 12:32
Endosulfan I	ND		0.013	10	04/20/2022 12:32
Endosulfan II	ND		0.013	10	04/20/2022 12:32
Endosulfan sulfate	ND		0.013	10	04/20/2022 12:32
Endrin	ND		0.013	10	04/20/2022 12:32
Endrin aldehyde	ND		0.013	10	04/20/2022 12:32
Endrin ketone	ND		0.013	10	04/20/2022 12:32
Heptachlor	ND		0.013	10	04/20/2022 12:32
Heptachlor epoxide	ND		0.013	10	04/20/2022 12:32
Hexachlorobenzene	ND		0.13	10	04/20/2022 12:32
Hexachlorocyclopentadiene	ND		0.26	10	04/20/2022 12:32
Methoxychlor	ND		0.013	10	04/20/2022 12:32
Toxaphene	ND		0.64	10	04/20/2022 12:32
Aroclor1016	ND		0.64	10	04/20/2022 12:32
Aroclor1221	ND		0.64	10	04/20/2022 12:32
Aroclor1232	ND		0.64	10	04/20/2022 12:32
Aroclor1242	ND		0.64	10	04/20/2022 12:32
Aroclor1248	**4.6**	A	0.64	10	04/20/2022 12:32
Aroclor1254	**2.4**	A	0.64	10	04/20/2022 12:32
Aroclor1260	ND		0.64	10	04/20/2022 12:32
PCBs, total	**7.1**		0.64	10	04/20/2022 12:32

Surrogates	REC (%)	Limits	
Decachlorobiphenyl	110	60-130	04/20/2022 12:32

Analyst(s): CK

Analytical Comments: a3,a2,h7,i4

(Cont.)

CA ELAP 1644 • NELAP 4033ORELAP

McCampbell Analytical, Inc.
"When Quality Counts"

1534 Willow Pass Road, Pittsburg, CA 94565-1701
Toll Free Telephone: (877) 252-9262 / Fax: (925) 252-9269
http://www.mccampbell.com / E-mail: main@mccampbell.com

Analytical Report

Client:	Enthalpy Analytical	**WorkOrder:**	2204857
Date Received:	04/14/2022 15:08	**Extraction Method:**	SW3550B
Date Prepared:	04/15/2022	**Analytical Method:**	SW8081A/8082
Project:	EO-461330	**Unit:**	mg/kg-dry

Organochlorine Pesticides + PCBs

Client ID	Lab ID	Matrix	Date Collected	Instrument	Batch ID
SSJ-06-0.25	2204857-017A	Soil	04/12/2022 14:15	GC22 04182210.D	243585

Analytes	Result	RL	DF	Date Analyzed
Aldrin	ND	0.0011	1	04/18/2022 10:40
a-BHC	ND	0.0011	1	04/18/2022 10:40
b-BHC	ND	0.0011	1	04/18/2022 10:40
d-BHC	ND	0.0011	1	04/18/2022 10:40
g-BHC	ND	0.0011	1	04/18/2022 10:40
Chlordane (Technical)	ND	0.028	1	04/18/2022 10:40
a-Chlordane	ND	0.0011	1	04/18/2022 10:40
g-Chlordane	ND	0.0011	1	04/18/2022 10:40
p,p-DDD	ND	0.0011	1	04/18/2022 10:40
p,p-DDE	ND	0.0011	1	04/18/2022 10:40
p,p-DDT	ND	0.0011	1	04/18/2022 10:40
Dieldrin	ND	0.0011	1	04/18/2022 10:40
Endosulfan I	ND	0.0011	1	04/18/2022 10:40
Endosulfan II	ND	0.0011	1	04/18/2022 10:40
Endosulfan sulfate	ND	0.0011	1	04/18/2022 10:40
Endrin	ND	0.0011	1	04/18/2022 10:40
Endrin aldehyde	ND	0.0011	1	04/18/2022 10:40
Endrin ketone	ND	0.0011	1	04/18/2022 10:40
Heptachlor	ND	0.0011	1	04/18/2022 10:40
Heptachlor epoxide	ND	0.0011	1	04/18/2022 10:40
Hexachlorobenzene	ND	0.011	1	04/18/2022 10:40
Hexachlorocyclopentadiene	ND	0.022	1	04/18/2022 10:40
Methoxychlor	ND	0.0011	1	04/18/2022 10:40
Toxaphene	ND	0.056	1	04/18/2022 10:40
Aroclor1016	ND	0.056	1	04/18/2022 10:40
Aroclor1221	ND	0.056	1	04/18/2022 10:40
Aroclor1232	ND	0.056	1	04/18/2022 10:40
Aroclor1242	ND	0.056	1	04/18/2022 10:40
Aroclor1248	ND	0.056	1	04/18/2022 10:40
Aroclor1254	ND	0.056	1	04/18/2022 10:40
Aroclor1260	ND	0.056	1	04/18/2022 10:40
PCBs, total	ND	0.056	1	04/18/2022 10:40

Surrogates	REC (%)	Limits	
Decachlorobiphenyl	97	60-130	04/18/2022 10:40

Analyst(s): CK

Analytical Comments: i4

(Cont.)

CA ELAP 1644 • NELAP 4033ORELAP

McCampbell Analytical, Inc.
"When Quality Counts"

1534 Willow Pass Road, Pittsburg, CA 94565-1701
Toll Free Telephone: (877) 252-9262 / Fax: (925) 252-9269
http://www.mccampbell.com / E-mail: main@mccampbell.com

Analytical Report

Client:	Enthalpy Analytical	**WorkOrder:**	2204857
Date Received:	04/14/2022 15:08	**Extraction Method:**	SW3550B
Date Prepared:	04/15/2022	**Analytical Method:**	SW8081A/8082
Project:	EO-461330	**Unit:**	mg/kg-dry

Organochlorine Pesticides + PCBs

Client ID	Lab ID	Matrix	Date Collected	Instrument	Batch ID
SSJ-06-2.5	2204857-018A	Soil	04/12/2022 14:20	GC22 04182211.D	243585

Analytes	Result	RL	DF	Date Analyzed
Aldrin	ND	0.0011	1	04/18/2022 10:55
a-BHC	ND	0.0011	1	04/18/2022 10:55
b-BHC	ND	0.0011	1	04/18/2022 10:55
d-BHC	ND	0.0011	1	04/18/2022 10:55
g-BHC	ND	0.0011	1	04/18/2022 10:55
Chlordane (Technical)	ND	0.028	1	04/18/2022 10:55
a-Chlordane	ND	0.0011	1	04/18/2022 10:55
g-Chlordane	ND	0.0011	1	04/18/2022 10:55
p,p-DDD	ND	0.0011	1	04/18/2022 10:55
p,p-DDE	ND	0.0011	1	04/18/2022 10:55
p,p-DDT	ND	0.0011	1	04/18/2022 10:55
Dieldrin	ND	0.0011	1	04/18/2022 10:55
Endosulfan I	ND	0.0011	1	04/18/2022 10:55
Endosulfan II	ND	0.0011	1	04/18/2022 10:55
Endosulfan sulfate	ND	0.0011	1	04/18/2022 10:55
Endrin	ND	0.0011	1	04/18/2022 10:55
Endrin aldehyde	ND	0.0011	1	04/18/2022 10:55
Endrin ketone	ND	0.0011	1	04/18/2022 10:55
Heptachlor	ND	0.0011	1	04/18/2022 10:55
Heptachlor epoxide	ND	0.0011	1	04/18/2022 10:55
Hexachlorobenzene	ND	0.011	1	04/18/2022 10:55
Hexachlorocyclopentadiene	ND	0.022	1	04/18/2022 10:55
Methoxychlor	ND	0.0011	1	04/18/2022 10:55
Toxaphene	ND	0.056	1	04/18/2022 10:55
Aroclor1016	ND	0.056	1	04/18/2022 10:55
Aroclor1221	ND	0.056	1	04/18/2022 10:55
Aroclor1232	ND	0.056	1	04/18/2022 10:55
Aroclor1242	ND	0.056	1	04/18/2022 10:55
Aroclor1248	ND	0.056	1	04/18/2022 10:55
Aroclor1254	ND	0.056	1	04/18/2022 10:55
Aroclor1260	ND	0.056	1	04/18/2022 10:55
PCBs, total	ND	0.056	1	04/18/2022 10:55

Surrogates	REC (%)	Limits	
Decachlorobiphenyl	100	60-130	04/18/2022 10:55

Analyst(s): CK

Analytical Comments: i4

(Cont.)

CA ELAP 1644 • NELAP 4033ORELAP

McCampbell Analytical, Inc.
"When Quality Counts"

1534 Willow Pass Road, Pittsburg, CA 94565-1701
Toll Free Telephone: (877) 252-9262 / Fax: (925) 252-9269
http://www.mccampbell.com / E-mail: main@mccampbell.com

Analytical Report

Client:	Enthalpy Analytical	**WorkOrder:**	2204857
Date Received:	04/14/2022 15:08	**Extraction Method:**	SW3550B
Date Prepared:	04/15/2022	**Analytical Method:**	SW8081A/8082
Project:	EO-461330	**Unit:**	mg/kg-dry

Organochlorine Pesticides + PCBs

Client ID	Lab ID	Matrix	Date Collected	Instrument	Batch ID
SSJ-06-5	2204857-019A	Soil	04/12/2022 14:25	GC20 04192234.D	243585

Analytes	Result	RL	DF	Date Analyzed
Aldrin	ND	0.14	100	04/20/2022 12:02
a-BHC	ND	0.14	100	04/20/2022 12:02
b-BHC	ND	0.14	100	04/20/2022 12:02
d-BHC	ND	0.14	100	04/20/2022 12:02
g-BHC	ND	0.14	100	04/20/2022 12:02
Chlordane (Technical)	ND	3.4	100	04/20/2022 12:02
a-Chlordane	ND	0.14	100	04/20/2022 12:02
g-Chlordane	ND	0.14	100	04/20/2022 12:02
p,p-DDD	ND	0.14	100	04/20/2022 12:02
p,p-DDE	ND	0.14	100	04/20/2022 12:02
p,p-DDT	ND	0.14	100	04/20/2022 12:02
Dieldrin	ND	0.14	100	04/20/2022 12:02
Endosulfan I	ND	0.14	100	04/20/2022 12:02
Endosulfan II	ND	0.14	100	04/20/2022 12:02
Endosulfan sulfate	ND	0.14	100	04/20/2022 12:02
Endrin	ND	0.14	100	04/20/2022 12:02
Endrin aldehyde	ND	0.14	100	04/20/2022 12:02
Endrin ketone	ND	0.14	100	04/20/2022 12:02
Heptachlor	ND	0.14	100	04/20/2022 12:02
Heptachlor epoxide	ND	0.14	100	04/20/2022 12:02
Hexachlorobenzene	ND	1.4	100	04/20/2022 12:02
Hexachlorocyclopentadiene	ND	2.7	100	04/20/2022 12:02
Methoxychlor	ND	0.14	100	04/20/2022 12:02
Toxaphene	ND	6.8	100	04/20/2022 12:02
Aroclor1016	ND	6.8	100	04/20/2022 12:02
Aroclor1221	ND	6.8	100	04/20/2022 12:02
Aroclor1232	ND	6.8	100	04/20/2022 12:02
Aroclor1242	ND	6.8	100	04/20/2022 12:02
Aroclor1248	ND	6.8	100	04/20/2022 12:02
Aroclor1254	ND	6.8	100	04/20/2022 12:02
Aroclor1260	ND	6.8	100	04/20/2022 12:02
PCBs, total	ND	6.8	100	04/20/2022 12:02

Surrogates	REC (%)	Qualifiers	Limits	
Decachlorobiphenyl	146	S	60-130	04/20/2022 12:02

Analyst(s): CK

Analytical Comments: a3,a2,h7,c1,i4

(Cont.)

CA ELAP 1644 • NELAP 4033ORELAP

McCampbell Analytical, Inc.
"When Quality Counts"

1534 Willow Pass Road, Pittsburg, CA 94565-1701
Toll Free Telephone: (877) 252-9262 / Fax: (925) 252-9269
http://www.mccampbell.com / E-mail: main@mccampbell.com

Analytical Report

Client:	Enthalpy Analytical	**WorkOrder:**	2204857
Date Received:	04/14/2022 15:08	**Extraction Method:**	SW3550B
Date Prepared:	04/15/2022	**Analytical Method:**	SW8081A/8082
Project:	EO-461330	**Unit:**	mg/kg-dry

Organochlorine Pesticides + PCBs

Client ID	Lab ID	Matrix	Date Collected	Instrument	Batch ID
SSJ-07-0.25	2204857-020A	Soil	04/12/2022 14:45	GC20 04182273.D	243585

Analytes	Result	Qualifiers	RL	DF	Date Analyzed
Aldrin	ND		0.024	20	04/19/2022 03:13
a-BHC	ND		0.024	20	04/19/2022 03:13
b-BHC	ND		0.024	20	04/19/2022 03:13
d-BHC	ND		0.024	20	04/19/2022 03:13
g-BHC	ND		0.024	20	04/19/2022 03:13
Chlordane (Technical)	ND		0.60	20	04/19/2022 03:13
a-Chlordane	ND		0.024	20	04/19/2022 03:13
g-Chlordane	ND		0.024	20	04/19/2022 03:13
p,p-DDD	ND		0.024	20	04/19/2022 03:13
p,p-DDE	**0.055**	P	0.024	20	04/19/2022 03:13
p,p-DDT	ND		0.024	20	04/19/2022 03:13
Dieldrin	ND		0.024	20	04/19/2022 03:13
Endosulfan I	ND		0.024	20	04/19/2022 03:13
Endosulfan II	ND		0.024	20	04/19/2022 03:13
Endosulfan sulfate	ND		0.024	20	04/19/2022 03:13
Endrin	ND		0.024	20	04/19/2022 03:13
Endrin aldehyde	ND		0.024	20	04/19/2022 03:13
Endrin ketone	ND		0.024	20	04/19/2022 03:13
Heptachlor	ND		0.024	20	04/19/2022 03:13
Heptachlor epoxide	ND		0.024	20	04/19/2022 03:13
Hexachlorobenzene	ND		0.24	20	04/19/2022 03:13
Hexachlorocyclopentadiene	ND		0.48	20	04/19/2022 03:13
Methoxychlor	ND		0.024	20	04/19/2022 03:13
Toxaphene	ND		1.2	20	04/19/2022 03:13
Aroclor1016	ND		1.2	20	04/19/2022 03:13
Aroclor1221	ND		1.2	20	04/19/2022 03:13
Aroclor1232	ND		1.2	20	04/19/2022 03:13
Aroclor1242	ND		1.2	20	04/19/2022 03:13
Aroclor1248	ND		1.2	20	04/19/2022 03:13
Aroclor1254	**4.3**	A	1.2	20	04/19/2022 03:13
Aroclor1260	ND		1.2	20	04/19/2022 03:13
PCBs, total	**4.3**		1.2	20	04/19/2022 03:13

Surrogates	REC (%)	Limits	
Decachlorobiphenyl	121	60-130	04/19/2022 03:13

Analyst(s): CK

Analytical Comments: a3,i4

(Cont.)

CA ELAP 1644 • NELAP 4033ORELAP

McCampbell Analytical, Inc.
"When Quality Counts"

1534 Willow Pass Road, Pittsburg, CA 94565-1701
Toll Free Telephone: (877) 252-9262 / Fax: (925) 252-9269
http://www.mccampbell.com / E-mail: main@mccampbell.com

Analytical Report

Client:	Enthalpy Analytical	**WorkOrder:**	2204857
Date Received:	04/14/2022 15:08	**Extraction Method:**	SW3550B
Date Prepared:	04/15/2022	**Analytical Method:**	SW8081A/8082
Project:	EO-461330	**Unit:**	mg/kg-dry

Organochlorine Pesticides + PCBs

Client ID	Lab ID	Matrix	Date Collected	Instrument	Batch ID
SSJ-07-2.5	2204857-021A	Soil	04/12/2022 14:50	GC20 04192235.D	243585

Analytes	Result	Qualifiers	RL	DF	Date Analyzed
Aldrin	ND		0.011	10	04/20/2022 12:17
a-BHC	ND		0.011	10	04/20/2022 12:17
b-BHC	ND		0.011	10	04/20/2022 12:17
d-BHC	ND		0.011	10	04/20/2022 12:17
g-BHC	ND		0.011	10	04/20/2022 12:17
Chlordane (Technical)	ND		0.29	10	04/20/2022 12:17
a-Chlordane	ND		0.011	10	04/20/2022 12:17
g-Chlordane	ND		0.011	10	04/20/2022 12:17
p,p-DDD	ND		0.011	10	04/20/2022 12:17
p,p-DDE	ND		0.011	10	04/20/2022 12:17
p,p-DDT	ND		0.011	10	04/20/2022 12:17
Dieldrin	ND		0.011	10	04/20/2022 12:17
Endosulfan I	ND		0.011	10	04/20/2022 12:17
Endosulfan II	ND		0.011	10	04/20/2022 12:17
Endosulfan sulfate	ND		0.011	10	04/20/2022 12:17
Endrin	ND		0.011	10	04/20/2022 12:17
Endrin aldehyde	ND		0.011	10	04/20/2022 12:17
Endrin ketone	ND		0.011	10	04/20/2022 12:17
Heptachlor	ND		0.011	10	04/20/2022 12:17
Heptachlor epoxide	ND		0.011	10	04/20/2022 12:17
Hexachlorobenzene	ND		0.11	10	04/20/2022 12:17
Hexachlorocyclopentadiene	ND		0.23	10	04/20/2022 12:17
Methoxychlor	ND		0.011	10	04/20/2022 12:17
Toxaphene	ND		0.57	10	04/20/2022 12:17
Aroclor1016	ND		0.57	10	04/20/2022 12:17
Aroclor1221	ND		0.57	10	04/20/2022 12:17
Aroclor1232	ND		0.57	10	04/20/2022 12:17
Aroclor1242	ND		0.57	10	04/20/2022 12:17
Aroclor1248	**5.5**	A	0.57	10	04/20/2022 12:17
Aroclor1254	**6.7**	A	0.57	10	04/20/2022 12:17
Aroclor1260	ND		0.57	10	04/20/2022 12:17
PCBs, total	**13**		0.57	10	04/20/2022 12:17

Surrogates	REC (%)	Limits	
Decachlorobiphenyl	115	60-130	04/20/2022 12:17

Analyst(s): CK

Analytical Comments: a3,a2,h7,i4

(Cont.)

CA ELAP 1644 • NELAP 4033ORELAP

McCampbell Analytical, Inc.
"When Quality Counts"

1534 Willow Pass Road, Pittsburg, CA 94565-1701
Toll Free Telephone: (877) 252-9262 / Fax: (925) 252-9269
http://www.mccampbell.com / E-mail: main@mccampbell.com

Analytical Report

Client:	Enthalpy Analytical	**WorkOrder:**	2204857
Date Received:	04/14/2022 15:08	**Extraction Method:**	SW3550B
Date Prepared:	04/15/2022	**Analytical Method:**	SW8081A/8082
Project:	EO-461330	**Unit:**	mg/kg-dry

Organochlorine Pesticides + PCBs

Client ID	Lab ID	Matrix	Date Collected	Instrument	Batch ID
SSJ-07-5	2204857-022A	Soil	04/12/2022 14:55	GC20 04182260.D	243585

Analytes	Result	RL	DF	Date Analyzed
Aldrin	ND	1.0	1,000	04/18/2022 23:57
a-BHC	ND	1.0	1,000	04/18/2022 23:57
b-BHC	ND	1.0	1,000	04/18/2022 23:57
d-BHC	ND	1.0	1,000	04/18/2022 23:57
g-BHC	ND	1.0	1,000	04/18/2022 23:57
Chlordane (Technical)	ND	26	1,000	04/18/2022 23:57
a-Chlordane	ND	1.0	1,000	04/18/2022 23:57
g-Chlordane	ND	1.0	1,000	04/18/2022 23:57
p,p-DDD	ND	1.0	1,000	04/18/2022 23:57
p,p-DDE	ND	1.0	1,000	04/18/2022 23:57
p,p-DDT	ND	1.0	1,000	04/18/2022 23:57
Dieldrin	ND	1.0	1,000	04/18/2022 23:57
Endosulfan I	ND	1.0	1,000	04/18/2022 23:57
Endosulfan II	ND	1.0	1,000	04/18/2022 23:57
Endosulfan sulfate	ND	1.0	1,000	04/18/2022 23:57
Endrin	ND	1.0	1,000	04/18/2022 23:57
Endrin aldehyde	ND	1.0	1,000	04/18/2022 23:57
Endrin ketone	ND	1.0	1,000	04/18/2022 23:57
Heptachlor	ND	1.0	1,000	04/18/2022 23:57
Heptachlor epoxide	ND	1.0	1,000	04/18/2022 23:57
Hexachlorobenzene	ND	10	1,000	04/18/2022 23:57
Hexachlorocyclopentadiene	ND	20	1,000	04/18/2022 23:57
Methoxychlor	ND	1.0	1,000	04/18/2022 23:57
Toxaphene	ND	51	1,000	04/18/2022 23:57
Aroclor1016	ND	51	1,000	04/18/2022 23:57
Aroclor1221	ND	51	1,000	04/18/2022 23:57
Aroclor1232	ND	51	1,000	04/18/2022 23:57
Aroclor1242	ND	51	1,000	04/18/2022 23:57
Aroclor1248	ND	51	1,000	04/18/2022 23:57
Aroclor1254	ND	51	1,000	04/18/2022 23:57
Aroclor1260	ND	51	1,000	04/18/2022 23:57
PCBs, total	ND	51	1,000	04/18/2022 23:57

Surrogates	REC (%)	Qualifiers	Limits	
Decachlorobiphenyl	763	S	60-130	04/18/2022 23:57

Analyst(s): CK

Analytical Comments: a3,c1,i4

(Cont.)

CA ELAP 1644 • NELAP 4033ORELAP

McCampbell Analytical, Inc.
"When Quality Counts"

1534 Willow Pass Road, Pittsburg, CA 94565-1701
Toll Free Telephone: (877) 252-9262 / Fax: (925) 252-9269
http://www.mccampbell.com / E-mail: main@mccampbell.com

Analytical Report

Client:	Enthalpy Analytical	**WorkOrder:**	2204857
Date Received:	04/14/2022 15:08	**Extraction Method:**	SW3550B
Date Prepared:	04/15/2022	**Analytical Method:**	SW8081A/8082
Project:	EO-461330	**Unit:**	mg/kg-dry

Organochlorine Pesticides + PCBs

Client ID	Lab ID	Matrix	Date Collected	Instrument	Batch ID
SSJ-08-0.25	2204857-023A	Soil	04/12/2022 15:19	GC20 04182257.D	243585

Analytes	Result	RL	DF	Date Analyzed
Aldrin	ND	0.053	50	04/18/2022 23:12
a-BHC	ND	0.053	50	04/18/2022 23:12
b-BHC	ND	0.053	50	04/18/2022 23:12
d-BHC	ND	0.053	50	04/18/2022 23:12
g-BHC	ND	0.053	50	04/18/2022 23:12
Chlordane (Technical)	ND	1.3	50	04/18/2022 23:12
a-Chlordane	ND	0.053	50	04/18/2022 23:12
g-Chlordane	ND	0.053	50	04/18/2022 23:12
p,p-DDD	ND	0.053	50	04/18/2022 23:12
p,p-DDE	ND	0.053	50	04/18/2022 23:12
p,p-DDT	ND	0.053	50	04/18/2022 23:12
Dieldrin	ND	0.053	50	04/18/2022 23:12
Endosulfan I	ND	0.053	50	04/18/2022 23:12
Endosulfan II	ND	0.053	50	04/18/2022 23:12
Endosulfan sulfate	ND	0.053	50	04/18/2022 23:12
Endrin	ND	0.053	50	04/18/2022 23:12
Endrin aldehyde	ND	0.053	50	04/18/2022 23:12
Endrin ketone	ND	0.053	50	04/18/2022 23:12
Heptachlor	ND	0.053	50	04/18/2022 23:12
Heptachlor epoxide	ND	0.053	50	04/18/2022 23:12
Hexachlorobenzene	ND	0.53	50	04/18/2022 23:12
Hexachlorocyclopentadiene	ND	1.1	50	04/18/2022 23:12
Methoxychlor	ND	0.053	50	04/18/2022 23:12
Toxaphene	ND	2.7	50	04/18/2022 23:12
Aroclor1016	ND	2.7	50	04/18/2022 23:12
Aroclor1221	ND	2.7	50	04/18/2022 23:12
Aroclor1232	ND	2.7	50	04/18/2022 23:12
Aroclor1242	ND	2.7	50	04/18/2022 23:12
Aroclor1248	ND	2.7	50	04/18/2022 23:12
Aroclor1254	ND	2.7	50	04/18/2022 23:12
Aroclor1260	ND	2.7	50	04/18/2022 23:12
PCBs, total	ND	2.7	50	04/18/2022 23:12

Surrogates	REC (%)	Limits	
Decachlorobiphenyl	121	60-130	04/18/2022 23:12

Analyst(s): CK

Analytical Comments: a3,i4

(Cont.)

CA ELAP 1644 • NELAP 4033ORELAP

McCampbell Analytical, Inc.
"When Quality Counts"

1534 Willow Pass Road, Pittsburg, CA 94565-1701
Toll Free Telephone: (877) 252-9262 / Fax: (925) 252-9269
http://www.mccampbell.com / E-mail: main@mccampbell.com

Analytical Report

Client:	Enthalpy Analytical	**WorkOrder:**	2204857
Date Received:	04/14/2022 15:08	**Extraction Method:**	SW3550B
Date Prepared:	04/15/2022	**Analytical Method:**	SW8081A/8082
Project:	EO-461330	**Unit:**	mg/kg-dry

Organochlorine Pesticides + PCBs

Client ID	Lab ID	Matrix	Date Collected	Instrument	Batch ID
SSJ-08-3.25	2204857-024A	Soil	04/12/2022 15:30	GC20 04182256.D	243585

Analytes	Result	RL	DF	Date Analyzed
Aldrin	ND	0.022	20	04/18/2022 22:57
a-BHC	ND	0.022	20	04/18/2022 22:57
b-BHC	ND	0.022	20	04/18/2022 22:57
d-BHC	ND	0.022	20	04/18/2022 22:57
g-BHC	ND	0.022	20	04/18/2022 22:57
Chlordane (Technical)	ND	0.54	20	04/18/2022 22:57
a-Chlordane	ND	0.022	20	04/18/2022 22:57
g-Chlordane	ND	0.022	20	04/18/2022 22:57
p,p-DDD	ND	0.022	20	04/18/2022 22:57
p,p-DDE	ND	0.022	20	04/18/2022 22:57
p,p-DDT	ND	0.022	20	04/18/2022 22:57
Dieldrin	ND	0.022	20	04/18/2022 22:57
Endosulfan I	ND	0.022	20	04/18/2022 22:57
Endosulfan II	ND	0.022	20	04/18/2022 22:57
Endosulfan sulfate	ND	0.022	20	04/18/2022 22:57
Endrin	ND	0.022	20	04/18/2022 22:57
Endrin aldehyde	ND	0.022	20	04/18/2022 22:57
Endrin ketone	ND	0.022	20	04/18/2022 22:57
Heptachlor	ND	0.022	20	04/18/2022 22:57
Heptachlor epoxide	ND	0.022	20	04/18/2022 22:57
Hexachlorobenzene	ND	0.22	20	04/18/2022 22:57
Hexachlorocyclopentadiene	ND	0.43	20	04/18/2022 22:57
Methoxychlor	ND	0.022	20	04/18/2022 22:57
Toxaphene	ND	1.1	20	04/18/2022 22:57
Aroclor1016	ND	1.1	20	04/18/2022 22:57
Aroclor1221	ND	1.1	20	04/18/2022 22:57
Aroclor1232	ND	1.1	20	04/18/2022 22:57
Aroclor1242	ND	1.1	20	04/18/2022 22:57
Aroclor1248	ND	1.1	20	04/18/2022 22:57
Aroclor1254	ND	1.1	20	04/18/2022 22:57
Aroclor1260	ND	1.1	20	04/18/2022 22:57
PCBs, total	ND	1.1	20	04/18/2022 22:57

Surrogates	REC (%)	Limits	
Decachlorobiphenyl	122	60-130	04/18/2022 22:57

Analyst(s): CK

Analytical Comments: a3,i4

(Cont.)

McCampbell Analytical, Inc.
"When Quality Counts"

1534 Willow Pass Road, Pittsburg, CA 94565-1701
Toll Free Telephone: (877) 252-9262 / Fax: (925) 252-9269
http://www.mccampbell.com / E-mail: main@mccampbell.com

Analytical Report

Client:	Enthalpy Analytical	**WorkOrder:**	2204857
Date Received:	04/14/2022 15:08	**Extraction Method:**	SW3550B
Date Prepared:	04/15/2022	**Analytical Method:**	SW8081A/8082
Project:	EO-461330	**Unit:**	mg/kg-dry

Organochlorine Pesticides + PCBs

Client ID	Lab ID	Matrix	Date Collected	Instrument	Batch ID
SSJ-09-0.25	2204857-025A	Soil	04/12/2022 15:50	GC22 04182250.D	243585

Analytes	Result	RL	DF	Date Analyzed
Aldrin	ND	0.0062	5	04/18/2022 20:37
a-BHC	ND	0.0062	5	04/18/2022 20:37
b-BHC	ND	0.0062	5	04/18/2022 20:37
d-BHC	ND	0.0062	5	04/18/2022 20:37
g-BHC	ND	0.0062	5	04/18/2022 20:37
Chlordane (Technical)	ND	0.15	5	04/18/2022 20:37
a-Chlordane	ND	0.0062	5	04/18/2022 20:37
g-Chlordane	ND	0.0062	5	04/18/2022 20:37
p,p-DDD	ND	0.0062	5	04/18/2022 20:37
p,p-DDE	ND	0.0062	5	04/18/2022 20:37
p,p-DDT	ND	0.0062	5	04/18/2022 20:37
Dieldrin	ND	0.0062	5	04/18/2022 20:37
Endosulfan I	ND	0.0062	5	04/18/2022 20:37
Endosulfan II	ND	0.0062	5	04/18/2022 20:37
Endosulfan sulfate	ND	0.0062	5	04/18/2022 20:37
Endrin	ND	0.0062	5	04/18/2022 20:37
Endrin aldehyde	ND	0.0062	5	04/18/2022 20:37
Endrin ketone	ND	0.0062	5	04/18/2022 20:37
Heptachlor	ND	0.0062	5	04/18/2022 20:37
Heptachlor epoxide	ND	0.0062	5	04/18/2022 20:37
Hexachlorobenzene	ND	0.062	5	04/18/2022 20:37
Hexachlorocyclopentadiene	ND	0.12	5	04/18/2022 20:37
Methoxychlor	ND	0.0062	5	04/18/2022 20:37
Toxaphene	ND	0.31	5	04/18/2022 20:37
Aroclor1016	ND	0.31	5	04/18/2022 20:37
Aroclor1221	ND	0.31	5	04/18/2022 20:37
Aroclor1232	ND	0.31	5	04/18/2022 20:37
Aroclor1242	ND	0.31	5	04/18/2022 20:37
Aroclor1248	ND	0.31	5	04/18/2022 20:37
Aroclor1254	ND	0.31	5	04/18/2022 20:37
Aroclor1260	ND	0.31	5	04/18/2022 20:37
PCBs, total	ND	0.31	5	04/18/2022 20:37

Surrogates	REC (%)	Limits	
Decachlorobiphenyl	110	60-130	04/18/2022 20:37

Analyst(s): CK

Analytical Comments: a3,i4

(Cont.)

CA ELAP 1644 • NELAP 4033ORELAP

McCampbell Analytical, Inc.
"When Quality Counts"

1534 Willow Pass Road, Pittsburg, CA 94565-1701
Toll Free Telephone: (877) 252-9262 / Fax: (925) 252-9269
http://www.mccampbell.com / E-mail: main@mccampbell.com

Analytical Report

Client:	Enthalpy Analytical	**WorkOrder:**	2204857
Date Received:	04/14/2022 15:08	**Extraction Method:**	SW3550B
Date Prepared:	04/15/2022	**Analytical Method:**	SW8081A/8082
Project:	EO-461330	**Unit:**	mg/kg-dry

Organochlorine Pesticides + PCBs

Client ID	Lab ID	Matrix	Date Collected	Instrument	Batch ID
SSJ-09-2.5	2204857-026A	Soil	04/12/2022 15:55	GC22 04182230.D	243585

Analytes	Result	RL	DF	Date Analyzed
Aldrin	ND	0.0060	5	04/18/2022 15:39
a-BHC	ND	0.0060	5	04/18/2022 15:39
b-BHC	ND	0.0060	5	04/18/2022 15:39
d-BHC	ND	0.0060	5	04/18/2022 15:39
g-BHC	ND	0.0060	5	04/18/2022 15:39
Chlordane (Technical)	ND	0.14	5	04/18/2022 15:39
a-Chlordane	ND	0.0060	5	04/18/2022 15:39
g-Chlordane	ND	0.0060	5	04/18/2022 15:39
p,p-DDD	ND	0.0060	5	04/18/2022 15:39
p,p-DDE	ND	0.0060	5	04/18/2022 15:39
p,p-DDT	ND	0.0060	5	04/18/2022 15:39
Dieldrin	ND	0.0060	5	04/18/2022 15:39
Endosulfan I	ND	0.0060	5	04/18/2022 15:39
Endosulfan II	ND	0.0060	5	04/18/2022 15:39
Endosulfan sulfate	ND	0.0060	5	04/18/2022 15:39
Endrin	ND	0.0060	5	04/18/2022 15:39
Endrin aldehyde	ND	0.0060	5	04/18/2022 15:39
Endrin ketone	ND	0.0060	5	04/18/2022 15:39
Heptachlor	ND	0.0060	5	04/18/2022 15:39
Heptachlor epoxide	ND	0.0060	5	04/18/2022 15:39
Hexachlorobenzene	ND	0.060	5	04/18/2022 15:39
Hexachlorocyclopentadiene	ND	0.12	5	04/18/2022 15:39
Methoxychlor	ND	0.0060	5	04/18/2022 15:39
Toxaphene	ND	0.30	5	04/18/2022 15:39
Aroclor1016	ND	0.30	5	04/18/2022 15:39
Aroclor1221	ND	0.30	5	04/18/2022 15:39
Aroclor1232	ND	0.30	5	04/18/2022 15:39
Aroclor1242	ND	0.30	5	04/18/2022 15:39
Aroclor1248	ND	0.30	5	04/18/2022 15:39
Aroclor1254	ND	0.30	5	04/18/2022 15:39
Aroclor1260	ND	0.30	5	04/18/2022 15:39
PCBs, total	ND	0.30	5	04/18/2022 15:39

Surrogates	REC (%)	Limits	
Decachlorobiphenyl	93	60-130	04/18/2022 15:39

Analyst(s): CK

Analytical Comments: i4

(Cont.)

CA ELAP 1644 • NELAP 4033ORELAP

McCampbell Analytical, Inc.
"When Quality Counts"

1534 Willow Pass Road, Pittsburg, CA 94565-1701
Toll Free Telephone: (877) 252-9262 / Fax: (925) 252-9269
http://www.mccampbell.com / E-mail: main@mccampbell.com

Analytical Report

Client:	Enthalpy Analytical	**WorkOrder:**	2204857
Date Received:	04/14/2022 15:08	**Extraction Method:**	SW3550B
Date Prepared:	04/15/2022	**Analytical Method:**	SW8081A/8082
Project:	EO-461330	**Unit:**	mg/kg-dry

Organochlorine Pesticides + PCBs

Client ID	Lab ID	Matrix	Date Collected	Instrument	Batch ID
SSJ-09-5	2204857-027A	Soil	04/12/2022 16:00	GC20 04192228.D	243585

Analytes	Result	RL	DF	Date Analyzed
Aldrin	ND	0.0059	5	04/20/2022 10:31
a-BHC	ND	0.0059	5	04/20/2022 10:31
b-BHC	ND	0.0059	5	04/20/2022 10:31
d-BHC	ND	0.0059	5	04/20/2022 10:31
g-BHC	ND	0.0059	5	04/20/2022 10:31
Chlordane (Technical)	ND	0.14	5	04/20/2022 10:31
a-Chlordane	ND	0.0059	5	04/20/2022 10:31
g-Chlordane	ND	0.0059	5	04/20/2022 10:31
p,p-DDD	ND	0.0059	5	04/20/2022 10:31
p,p-DDE	**0.015**	0.0059	5	04/20/2022 10:31
p,p-DDT	ND	0.0059	5	04/20/2022 10:31
Dieldrin	ND	0.0059	5	04/20/2022 10:31
Endosulfan I	ND	0.0059	5	04/20/2022 10:31
Endosulfan II	ND	0.0059	5	04/20/2022 10:31
Endosulfan sulfate	ND	0.0059	5	04/20/2022 10:31
Endrin	ND	0.0059	5	04/20/2022 10:31
Endrin aldehyde	ND	0.0059	5	04/20/2022 10:31
Endrin ketone	ND	0.0059	5	04/20/2022 10:31
Heptachlor	ND	0.0059	5	04/20/2022 10:31
Heptachlor epoxide	ND	0.0059	5	04/20/2022 10:31
Hexachlorobenzene	ND	0.059	5	04/20/2022 10:31
Hexachlorocyclopentadiene	ND	0.12	5	04/20/2022 10:31
Methoxychlor	ND	0.0059	5	04/20/2022 10:31
Toxaphene	ND	0.29	5	04/20/2022 10:31
Aroclor1016	ND	0.29	5	04/20/2022 10:31
Aroclor1221	ND	0.29	5	04/20/2022 10:31
Aroclor1232	ND	0.29	5	04/20/2022 10:31
Aroclor1242	ND	0.29	5	04/20/2022 10:31
Aroclor1248	ND	0.29	5	04/20/2022 10:31
Aroclor1254	ND	0.29	5	04/20/2022 10:31
Aroclor1260	ND	0.29	5	04/20/2022 10:31
PCBs, total	ND	0.29	5	04/20/2022 10:31

Surrogates	REC (%)	Limits	
Decachlorobiphenyl	107	60-130	04/20/2022 10:31

Analyst(s): CK

Analytical Comments: a3,h7,i4

(Cont.)

CA ELAP 1644 • NELAP 4033ORELAP

McCampbell Analytical, Inc.
"When Quality Counts"

1534 Willow Pass Road, Pittsburg, CA 94565-1701
Toll Free Telephone: (877) 252-9262 / Fax: (925) 252-9269
http://www.mccampbell.com / E-mail: main@mccampbell.com

Analytical Report

Client:	Enthalpy Analytical	**WorkOrder:**	2204857
Date Received:	04/14/2022 15:08	**Extraction Method:**	SW3550B
Date Prepared:	04/15/2022	**Analytical Method:**	SW8081A/8082
Project:	EO-461330	**Unit:**	mg/kg-dry

Organochlorine Pesticides + PCBs

Client ID	Lab ID	Matrix	Date Collected	Instrument	Batch ID
SSJ-DUP-1	2204857-028A	Soil	04/12/2022 15:55	GC20 04192218.D	243586

Analytes	Result	RL	DF	Date Analyzed
Aldrin	ND	0.023	20	04/20/2022 08:01
a-BHC	ND	0.023	20	04/20/2022 08:01
b-BHC	ND	0.023	20	04/20/2022 08:01
d-BHC	ND	0.023	20	04/20/2022 08:01
g-BHC	ND	0.023	20	04/20/2022 08:01
Chlordane (Technical)	ND	0.58	20	04/20/2022 08:01
a-Chlordane	ND	0.023	20	04/20/2022 08:01
g-Chlordane	ND	0.023	20	04/20/2022 08:01
p,p-DDD	ND	0.023	20	04/20/2022 08:01
p,p-DDE	ND	0.023	20	04/20/2022 08:01
p,p-DDT	ND	0.023	20	04/20/2022 08:01
Dieldrin	ND	0.023	20	04/20/2022 08:01
Endosulfan I	ND	0.023	20	04/20/2022 08:01
Endosulfan II	ND	0.023	20	04/20/2022 08:01
Endosulfan sulfate	ND	0.023	20	04/20/2022 08:01
Endrin	ND	0.023	20	04/20/2022 08:01
Endrin aldehyde	ND	0.023	20	04/20/2022 08:01
Endrin ketone	ND	0.023	20	04/20/2022 08:01
Heptachlor	ND	0.023	20	04/20/2022 08:01
Heptachlor epoxide	ND	0.023	20	04/20/2022 08:01
Hexachlorobenzene	ND	0.23	20	04/20/2022 08:01
Hexachlorocyclopentadiene	ND	0.47	20	04/20/2022 08:01
Methoxychlor	ND	0.023	20	04/20/2022 08:01
Toxaphene	ND	1.2	20	04/20/2022 08:01
Aroclor1016	ND	1.2	20	04/20/2022 08:01
Aroclor1221	ND	1.2	20	04/20/2022 08:01
Aroclor1232	ND	1.2	20	04/20/2022 08:01
Aroclor1242	ND	1.2	20	04/20/2022 08:01
Aroclor1248	ND	1.2	20	04/20/2022 08:01
Aroclor1254	ND	1.2	20	04/20/2022 08:01
Aroclor1260	ND	1.2	20	04/20/2022 08:01
PCBs, total	ND	1.2	20	04/20/2022 08:01

Surrogates	REC (%)	Limits	
Decachlorobiphenyl	124	60-130	04/20/2022 08:01

Analyst(s): CK

Analytical Comments: a2,a3,h7,i4

(Cont.)

CA ELAP 1644 • NELAP 4033ORELAP

McCampbell Analytical, Inc.
"When Quality Counts"

1534 Willow Pass Road, Pittsburg, CA 94565-1701
Toll Free Telephone: (877) 252-9262 / Fax: (925) 252-9269
http://www.mccampbell.com / E-mail: main@mccampbell.com

Analytical Report

Client:	Enthalpy Analytical	**WorkOrder:**	2204857
Date Received:	04/14/2022 15:08	**Extraction Method:**	SW3550B
Date Prepared:	04/15/2022	**Analytical Method:**	SW8081A/8082
Project:	EO-461330	**Unit:**	mg/kg-dry

Organochlorine Pesticides + PCBs

Client ID	Lab ID	Matrix	Date Collected	Instrument	Batch ID
SSJ-10-0.25	2204857-029A	Soil	04/12/2022 16:10	GC20 04192233.D	243586

Analytes	Result	RL	DF	Date Analyzed
Aldrin	ND	0.057	50	04/20/2022 11:47
a-BHC	ND	0.057	50	04/20/2022 11:47
b-BHC	ND	0.057	50	04/20/2022 11:47
d-BHC	ND	0.057	50	04/20/2022 11:47
g-BHC	ND	0.057	50	04/20/2022 11:47
Chlordane (Technical)	ND	1.4	50	04/20/2022 11:47
a-Chlordane	ND	0.057	50	04/20/2022 11:47
g-Chlordane	ND	0.057	50	04/20/2022 11:47
p,p-DDD	**0.088**	0.057	50	04/20/2022 11:47
p,p-DDE	**0.12**	0.057	50	04/20/2022 11:47
p,p-DDT	ND	0.057	50	04/20/2022 11:47
Dieldrin	ND	0.057	50	04/20/2022 11:47
Endosulfan I	ND	0.057	50	04/20/2022 11:47
Endosulfan II	ND	0.057	50	04/20/2022 11:47
Endosulfan sulfate	ND	0.057	50	04/20/2022 11:47
Endrin	ND	0.057	50	04/20/2022 11:47
Endrin aldehyde	ND	0.057	50	04/20/2022 11:47
Endrin ketone	ND	0.057	50	04/20/2022 11:47
Heptachlor	ND	0.057	50	04/20/2022 11:47
Heptachlor epoxide	ND	0.057	50	04/20/2022 11:47
Hexachlorobenzene	ND	0.57	50	04/20/2022 11:47
Hexachlorocyclopentadiene	ND	1.1	50	04/20/2022 11:47
Methoxychlor	ND	0.057	50	04/20/2022 11:47
Toxaphene	ND	2.8	50	04/20/2022 11:47
Aroclor1016	ND	2.8	50	04/20/2022 11:47
Aroclor1221	ND	2.8	50	04/20/2022 11:47
Aroclor1232	ND	2.8	50	04/20/2022 11:47
Aroclor1242	ND	2.8	50	04/20/2022 11:47
Aroclor1248	ND	2.8	50	04/20/2022 11:47
Aroclor1254	ND	2.8	50	04/20/2022 11:47
Aroclor1260	ND	2.8	50	04/20/2022 11:47
PCBs, total	ND	2.8	50	04/20/2022 11:47

Surrogates	REC (%)	Limits	
Decachlorobiphenyl	102	60-130	04/20/2022 11:47

Analyst(s): CK

Analytical Comments: a3,a2,h7,i4

(Cont.)

CA ELAP 1644 • NELAP 4033ORELAP

McCampbell Analytical, Inc.
"When Quality Counts"

1534 Willow Pass Road, Pittsburg, CA 94565-1701
Toll Free Telephone: (877) 252-9262 / Fax: (925) 252-9269
http://www.mccampbell.com / E-mail: main@mccampbell.com

Analytical Report

Client:	Enthalpy Analytical	**WorkOrder:**	2204857
Date Received:	04/14/2022 15:08	**Extraction Method:**	SW3550B
Date Prepared:	04/15/2022	**Analytical Method:**	SW8081A/8082
Project:	EO-461330	**Unit:**	mg/kg-dry

Organochlorine Pesticides + PCBs

Client ID	Lab ID	Matrix	Date Collected	Instrument	Batch ID
SSJ-10-2.5	2204857-030A	Soil	04/12/2022 16:15	GC22 04182231.D	243586

Analytes	Result	Qualifiers	RL	DF	Date Analyzed
Aldrin	ND		0.012	10	04/18/2022 15:54
a-BHC	ND		0.012	10	04/18/2022 15:54
b-BHC	ND		0.012	10	04/18/2022 15:54
d-BHC	ND		0.012	10	04/18/2022 15:54
g-BHC	ND		0.012	10	04/18/2022 15:54
Chlordane (Technical)	ND		0.29	10	04/18/2022 15:54
a-Chlordane	ND		0.012	10	04/18/2022 15:54
g-Chlordane	ND		0.012	10	04/18/2022 15:54
p,p-DDD	ND		0.012	10	04/18/2022 15:54
p,p-DDE	**0.035**		0.012	10	04/18/2022 15:54
p,p-DDT	**0.048**		0.012	10	04/18/2022 15:54
Dieldrin	ND		0.012	10	04/18/2022 15:54
Endosulfan I	ND		0.012	10	04/18/2022 15:54
Endosulfan II	ND		0.012	10	04/18/2022 15:54
Endosulfan sulfate	ND		0.012	10	04/18/2022 15:54
Endrin	ND		0.012	10	04/18/2022 15:54
Endrin aldehyde	ND		0.012	10	04/18/2022 15:54
Endrin ketone	ND		0.012	10	04/18/2022 15:54
Heptachlor	ND		0.012	10	04/18/2022 15:54
Heptachlor epoxide	ND		0.012	10	04/18/2022 15:54
Hexachlorobenzene	ND		0.12	10	04/18/2022 15:54
Hexachlorocyclopentadiene	ND		0.23	10	04/18/2022 15:54
Methoxychlor	ND		0.012	10	04/18/2022 15:54
Toxaphene	ND		0.58	10	04/18/2022 15:54
Aroclor1016	ND		0.58	10	04/18/2022 15:54
Aroclor1221	ND		0.58	10	04/18/2022 15:54
Aroclor1232	ND		0.58	10	04/18/2022 15:54
Aroclor1242	ND		0.58	10	04/18/2022 15:54
Aroclor1248	ND		0.58	10	04/18/2022 15:54
Aroclor1254	**0.67**	A	0.58	10	04/18/2022 15:54
Aroclor1260	ND		0.58	10	04/18/2022 15:54
PCBs, total	**0.67**		0.58	10	04/18/2022 15:54

Surrogates	REC (%)	Limits	
Decachlorobiphenyl	97	60-130	04/18/2022 15:54

Analyst(s): CK

Analytical Comments: a3,i4

(Cont.)

CA ELAP 1644 • NELAP 4033ORELAP

McCampbell Analytical, Inc.
"When Quality Counts"

1534 Willow Pass Road, Pittsburg, CA 94565-1701
Toll Free Telephone: (877) 252-9262 / Fax: (925) 252-9269
http://www.mccampbell.com / E-mail: main@mccampbell.com

Analytical Report

Client:	Enthalpy Analytical	**WorkOrder:**	2204857
Date Received:	04/14/2022 15:08	**Extraction Method:**	SW3550B
Date Prepared:	04/15/2022	**Analytical Method:**	SW8081A/8082
Project:	EO-461330	**Unit:**	mg/kg-dry

Organochlorine Pesticides + PCBs

Client ID	Lab ID	Matrix	Date Collected	Instrument	Batch ID
SSJ-10-5	2204857-031A	Soil	04/12/2022 16:20	GC22 04252213.D	243586

Analytes	Result	Qualifiers	RL	DF	Date Analyzed
Aldrin	ND		0.064	5	04/25/2022 11:24
a-BHC	ND		0.064	5	04/25/2022 11:24
b-BHC	ND		0.064	5	04/25/2022 11:24
d-BHC	ND		0.064	5	04/25/2022 11:24
g-BHC	ND		0.064	5	04/25/2022 11:24
Chlordane (Technical)	ND		1.5	5	04/25/2022 11:24
a-Chlordane	ND		0.064	5	04/25/2022 11:24
g-Chlordane	ND		0.064	5	04/25/2022 11:24
p,p-DDD	ND		0.064	5	04/25/2022 11:24
p,p-DDE	ND		0.064	5	04/25/2022 11:24
p,p-DDT	ND		0.064	5	04/25/2022 11:24
Dieldrin	ND		0.064	5	04/25/2022 11:24
Endosulfan I	ND		0.064	5	04/25/2022 11:24
Endosulfan II	ND		0.064	5	04/25/2022 11:24
Endosulfan sulfate	ND		0.064	5	04/25/2022 11:24
Endrin	ND		0.064	5	04/25/2022 11:24
Endrin aldehyde	ND		0.064	5	04/25/2022 11:24
Endrin ketone	ND		0.064	5	04/25/2022 11:24
Heptachlor	ND		0.064	5	04/25/2022 11:24
Heptachlor epoxide	ND		0.064	5	04/25/2022 11:24
Hexachlorobenzene	ND		0.64	5	04/25/2022 11:24
Hexachlorocyclopentadiene	ND		1.3	5	04/25/2022 11:24
Methoxychlor	ND		0.064	5	04/25/2022 11:24
Toxaphene	ND		3.2	5	04/25/2022 11:24
Aroclor1016	ND		3.2	5	04/25/2022 11:24
Aroclor1221	ND		3.2	5	04/25/2022 11:24
Aroclor1232	ND		3.2	5	04/25/2022 11:24
Aroclor1242	ND		3.2	5	04/25/2022 11:24
Aroclor1248	ND		3.2	5	04/25/2022 11:24
Aroclor1254	ND		3.2	5	04/25/2022 11:24
Aroclor1260	**18**	P	3.2	5	04/25/2022 11:24
PCBs, total	**18**		3.2	5	04/25/2022 11:24

Surrogates	REC (%)	Limits	
Decachlorobiphenyl	92	60-130	04/25/2022 11:24

Analyst(s): CK

Analytical Comments: a4,i4

(Cont.)

CA ELAP 1644 • NELAP 4033ORELAP

McCampbell Analytical, Inc.
"When Quality Counts"

1534 Willow Pass Road, Pittsburg, CA 94565-1701
Toll Free Telephone: (877) 252-9262 / Fax: (925) 252-9269
http://www.mccampbell.com / E-mail: main@mccampbell.com

Analytical Report

Client:	Enthalpy Analytical	**WorkOrder:**	2204857
Date Received:	04/14/2022 15:08	**Extraction Method:**	SW3550B
Date Prepared:	04/15/2022	**Analytical Method:**	SW8081A/8082
Project:	EO-461330	**Unit:**	mg/kg-dry

Organochlorine Pesticides + PCBs

Client ID	Lab ID	Matrix	Date Collected	Instrument	Batch ID
SSJ-DUP-2	2204857-032A	Soil	04/12/2022 16:15	GC20 04192230.D	243586

Analytes	Result	RL	DF	Date Analyzed
Aldrin	ND	0.025	20	04/20/2022 11:02
a-BHC	ND	0.025	20	04/20/2022 11:02
b-BHC	ND	0.025	20	04/20/2022 11:02
d-BHC	ND	0.025	20	04/20/2022 11:02
g-BHC	ND	0.025	20	04/20/2022 11:02
Chlordane (Technical)	ND	0.63	20	04/20/2022 11:02
a-Chlordane	ND	0.025	20	04/20/2022 11:02
g-Chlordane	ND	0.025	20	04/20/2022 11:02
p,p-DDD	ND	0.025	20	04/20/2022 11:02
p,p-DDE	ND	0.025	20	04/20/2022 11:02
p,p-DDT	**0.057**	0.025	20	04/20/2022 11:02
Dieldrin	ND	0.025	20	04/20/2022 11:02
Endosulfan I	ND	0.025	20	04/20/2022 11:02
Endosulfan II	ND	0.025	20	04/20/2022 11:02
Endosulfan sulfate	ND	0.025	20	04/20/2022 11:02
Endrin	ND	0.025	20	04/20/2022 11:02
Endrin aldehyde	ND	0.025	20	04/20/2022 11:02
Endrin ketone	ND	0.025	20	04/20/2022 11:02
Heptachlor	ND	0.025	20	04/20/2022 11:02
Heptachlor epoxide	ND	0.025	20	04/20/2022 11:02
Hexachlorobenzene	ND	0.25	20	04/20/2022 11:02
Hexachlorocyclopentadiene	ND	0.51	20	04/20/2022 11:02
Methoxychlor	ND	0.025	20	04/20/2022 11:02
Toxaphene	ND	1.3	20	04/20/2022 11:02
Aroclor1016	ND	1.3	20	04/20/2022 11:02
Aroclor1221	ND	1.3	20	04/20/2022 11:02
Aroclor1232	ND	1.3	20	04/20/2022 11:02
Aroclor1242	ND	1.3	20	04/20/2022 11:02
Aroclor1248	ND	1.3	20	04/20/2022 11:02
Aroclor1254	ND	1.3	20	04/20/2022 11:02
Aroclor1260	ND	1.3	20	04/20/2022 11:02
PCBs, total	ND	1.3	20	04/20/2022 11:02

Surrogates	REC (%)	Limits	
Decachlorobiphenyl	118	60-130	04/20/2022 11:02

Analyst(s): CK

Analytical Comments: a3,a2,i4

(Cont.)

CA ELAP 1644 • NELAP 4033ORELAP

McCampbell Analytical, Inc.
"When Quality Counts"

1534 Willow Pass Road, Pittsburg, CA 94565-1701
Toll Free Telephone: (877) 252-9262 / Fax: (925) 252-9269
http://www.mccampbell.com / E-mail: main@mccampbell.com

Analytical Report

Client:	Enthalpy Analytical	**WorkOrder:**	2204857
Date Received:	04/14/2022 15:08	**Extraction Method:**	SW3550B
Date Prepared:	04/15/2022	**Analytical Method:**	SW8081A/8082
Project:	EO-461330	**Unit:**	mg/kg-dry

Organochlorine Pesticides + PCBs

Client ID	Lab ID	Matrix	Date Collected	Instrument	Batch ID
SSJ-11-0.25	2204857-033A	Soil	04/12/2022 16:20	GC22 04182215.D	243586

Analytes	Result	RL	DF	Date Analyzed
Aldrin	ND	0.0011	1	04/18/2022 11:55
a-BHC	ND	0.0011	1	04/18/2022 11:55
b-BHC	ND	0.0011	1	04/18/2022 11:55
d-BHC	ND	0.0011	1	04/18/2022 11:55
g-BHC	ND	0.0011	1	04/18/2022 11:55
Chlordane (Technical)	ND	0.027	1	04/18/2022 11:55
a-Chlordane	ND	0.0011	1	04/18/2022 11:55
g-Chlordane	ND	0.0011	1	04/18/2022 11:55
p,p-DDD	ND	0.0011	1	04/18/2022 11:55
p,p-DDE	ND	0.0011	1	04/18/2022 11:55
p,p-DDT	ND	0.0011	1	04/18/2022 11:55
Dieldrin	ND	0.0011	1	04/18/2022 11:55
Endosulfan I	ND	0.0011	1	04/18/2022 11:55
Endosulfan II	ND	0.0011	1	04/18/2022 11:55
Endosulfan sulfate	ND	0.0011	1	04/18/2022 11:55
Endrin	ND	0.0011	1	04/18/2022 11:55
Endrin aldehyde	ND	0.0011	1	04/18/2022 11:55
Endrin ketone	ND	0.0011	1	04/18/2022 11:55
Heptachlor	ND	0.0011	1	04/18/2022 11:55
Heptachlor epoxide	ND	0.0011	1	04/18/2022 11:55
Hexachlorobenzene	ND	0.011	1	04/18/2022 11:55
Hexachlorocyclopentadiene	ND	0.022	1	04/18/2022 11:55
Methoxychlor	ND	0.0011	1	04/18/2022 11:55
Toxaphene	ND	0.054	1	04/18/2022 11:55
Aroclor1016	ND	0.054	1	04/18/2022 11:55
Aroclor1221	ND	0.054	1	04/18/2022 11:55
Aroclor1232	ND	0.054	1	04/18/2022 11:55
Aroclor1242	ND	0.054	1	04/18/2022 11:55
Aroclor1248	ND	0.054	1	04/18/2022 11:55
Aroclor1254	ND	0.054	1	04/18/2022 11:55
Aroclor1260	ND	0.054	1	04/18/2022 11:55
PCBs, total	ND	0.054	1	04/18/2022 11:55

Surrogates	REC (%)	Limits	
Decachlorobiphenyl	93	60-130	04/18/2022 11:55

Analyst(s): CK

Analytical Comments: i4

(Cont.)

CA ELAP 1644 • NELAP 4033ORELAP

McCampbell Analytical, Inc.
"When Quality Counts"

1534 Willow Pass Road, Pittsburg, CA 94565-1701
Toll Free Telephone: (877) 252-9262 / Fax: (925) 252-9269
http://www.mccampbell.com / E-mail: main@mccampbell.com

Analytical Report

Client:	Enthalpy Analytical	**WorkOrder:**	2204857
Date Received:	04/14/2022 15:08	**Extraction Method:**	SW3550B
Date Prepared:	04/15/2022	**Analytical Method:**	SW8081A/8082
Project:	EO-461330	**Unit:**	mg/kg-dry

Organochlorine Pesticides + PCBs

Client ID	Lab ID	Matrix	Date Collected	Instrument	Batch ID
SSJ-11-2.5	2204857-034A	Soil	04/12/2022 16:25	GC20 04192227.D	243586

Analytes	Result	RL	DF	Date Analyzed
Aldrin	ND	0.023	20	04/20/2022 10:16
a-BHC	ND	0.023	20	04/20/2022 10:16
b-BHC	ND	0.023	20	04/20/2022 10:16
d-BHC	ND	0.023	20	04/20/2022 10:16
g-BHC	ND	0.023	20	04/20/2022 10:16
Chlordane (Technical)	ND	0.57	20	04/20/2022 10:16
a-Chlordane	ND	0.023	20	04/20/2022 10:16
g-Chlordane	ND	0.023	20	04/20/2022 10:16
p,p-DDD	ND	0.023	20	04/20/2022 10:16
p,p-DDE	ND	0.023	20	04/20/2022 10:16
p,p-DDT	ND	0.023	20	04/20/2022 10:16
Dieldrin	ND	0.023	20	04/20/2022 10:16
Endosulfan I	ND	0.023	20	04/20/2022 10:16
Endosulfan II	ND	0.023	20	04/20/2022 10:16
Endosulfan sulfate	ND	0.023	20	04/20/2022 10:16
Endrin	ND	0.023	20	04/20/2022 10:16
Endrin aldehyde	ND	0.023	20	04/20/2022 10:16
Endrin ketone	ND	0.023	20	04/20/2022 10:16
Heptachlor	ND	0.023	20	04/20/2022 10:16
Heptachlor epoxide	ND	0.023	20	04/20/2022 10:16
Hexachlorobenzene	ND	0.23	20	04/20/2022 10:16
Hexachlorocyclopentadiene	ND	0.46	20	04/20/2022 10:16
Methoxychlor	ND	0.023	20	04/20/2022 10:16
Toxaphene	ND	1.1	20	04/20/2022 10:16
Aroclor1016	ND	1.1	20	04/20/2022 10:16
Aroclor1221	ND	1.1	20	04/20/2022 10:16
Aroclor1232	ND	1.1	20	04/20/2022 10:16
Aroclor1242	ND	1.1	20	04/20/2022 10:16
Aroclor1248	ND	1.1	20	04/20/2022 10:16
Aroclor1254	ND	1.1	20	04/20/2022 10:16
Aroclor1260	ND	1.1	20	04/20/2022 10:16
PCBs, total	ND	1.1	20	04/20/2022 10:16

Surrogates	REC (%)	Limits	
Decachlorobiphenyl	100	60-130	04/20/2022 10:16

Analyst(s): CK

Analytical Comments: a3,h7,i4

(Cont.)

CA ELAP 1644 • NELAP 4033ORELAP

McCampbell Analytical, Inc.
"When Quality Counts"

1534 Willow Pass Road, Pittsburg, CA 94565-1701
Toll Free Telephone: (877) 252-9262 / Fax: (925) 252-9269
http://www.mccampbell.com / E-mail: main@mccampbell.com

Analytical Report

Client:	Enthalpy Analytical	**WorkOrder:**	2204857
Date Received:	04/14/2022 15:08	**Extraction Method:**	SW3550B
Date Prepared:	04/15/2022	**Analytical Method:**	SW8081A/8082
Project:	EO-461330	**Unit:**	mg/kg-dry

Organochlorine Pesticides + PCBs

Client ID	Lab ID	Matrix	Date Collected	Instrument	Batch ID
SSJ-11-5	2204857-035A	Soil	04/12/2022 16:30	GC22 04252212.D	243586

Analytes	Result	Qualifiers	RL	DF	Date Analyzed
Aldrin	ND		0.067	5	04/25/2022 11:09
a-BHC	ND		0.067	5	04/25/2022 11:09
b-BHC	ND		0.067	5	04/25/2022 11:09
d-BHC	ND		0.067	5	04/25/2022 11:09
g-BHC	ND		0.067	5	04/25/2022 11:09
Chlordane (Technical)	ND		1.6	5	04/25/2022 11:09
a-Chlordane	ND		0.067	5	04/25/2022 11:09
g-Chlordane	ND		0.067	5	04/25/2022 11:09
p,p-DDD	**0.65**		0.067	5	04/25/2022 11:09
p,p-DDE	ND		0.067	5	04/25/2022 11:09
p,p-DDT	ND		0.067	5	04/25/2022 11:09
Dieldrin	ND		0.067	5	04/25/2022 11:09
Endosulfan I	ND		0.067	5	04/25/2022 11:09
Endosulfan II	ND		0.067	5	04/25/2022 11:09
Endosulfan sulfate	ND		0.067	5	04/25/2022 11:09
Endrin	ND		0.067	5	04/25/2022 11:09
Endrin aldehyde	ND		0.067	5	04/25/2022 11:09
Endrin ketone	ND		0.067	5	04/25/2022 11:09
Heptachlor	ND		0.067	5	04/25/2022 11:09
Heptachlor epoxide	**0.25**	P	0.067	5	04/25/2022 11:09
Hexachlorobenzene	ND		0.67	5	04/25/2022 11:09
Hexachlorocyclopentadiene	ND		1.3	5	04/25/2022 11:09
Methoxychlor	ND		0.067	5	04/25/2022 11:09
Toxaphene	ND		3.3	5	04/25/2022 11:09
Aroclor1016	ND		3.3	5	04/25/2022 11:09
Aroclor1221	ND		3.3	5	04/25/2022 11:09
Aroclor1232	ND		3.3	5	04/25/2022 11:09
Aroclor1242	**33**	A	3.3	5	04/25/2022 11:09
Aroclor1248	ND		3.3	5	04/25/2022 11:09
Aroclor1254	**17**	A	3.3	5	04/25/2022 11:09
Aroclor1260	ND		3.3	5	04/25/2022 11:09
PCBs, total	**51**		3.3	5	04/25/2022 11:09

Surrogates	REC (%)	Limits	
Decachlorobiphenyl	102	60-130	04/25/2022 11:09

Analyst(s): CK

Analytical Comments: a4,i4

(Cont.)

CA ELAP 1644 • NELAP 4033ORELAP

McCampbell Analytical, Inc.
"When Quality Counts"

1534 Willow Pass Road, Pittsburg, CA 94565-1701
Toll Free Telephone: (877) 252-9262 / Fax: (925) 252-9269
http://www.mccampbell.com / E-mail: main@mccampbell.com

Analytical Report

Client:	Enthalpy Analytical	**WorkOrder:**	2204857
Date Received:	04/14/2022 15:08	**Extraction Method:**	SW3550B
Date Prepared:	04/15/2022	**Analytical Method:**	SW8081A/8082
Project:	EO-461330	**Unit:**	mg/kg-dry

Organochlorine Pesticides + PCBs

Client ID	Lab ID	Matrix	Date Collected	Instrument	Batch ID
SSJ-DUP-3	2204857-036A	Soil	04/12/2022 16:30	GC20 04192231.D	243586

Analytes	Result	RL	DF	Date Analyzed
Aldrin	ND	0.013	10	04/20/2022 11:17
a-BHC	ND	0.013	10	04/20/2022 11:17
b-BHC	ND	0.013	10	04/20/2022 11:17
d-BHC	ND	0.013	10	04/20/2022 11:17
g-BHC	ND	0.013	10	04/20/2022 11:17
Chlordane (Technical)	ND	0.32	10	04/20/2022 11:17
a-Chlordane	ND	0.013	10	04/20/2022 11:17
g-Chlordane	ND	0.013	10	04/20/2022 11:17
p,p-DDD	**0.019**	0.013	10	04/20/2022 11:17
p,p-DDE	**0.024**	0.013	10	04/20/2022 11:17
p,p-DDT	ND	0.013	10	04/20/2022 11:17
Dieldrin	ND	0.013	10	04/20/2022 11:17
Endosulfan I	ND	0.013	10	04/20/2022 11:17
Endosulfan II	ND	0.013	10	04/20/2022 11:17
Endosulfan sulfate	ND	0.013	10	04/20/2022 11:17
Endrin	ND	0.013	10	04/20/2022 11:17
Endrin aldehyde	ND	0.013	10	04/20/2022 11:17
Endrin ketone	ND	0.013	10	04/20/2022 11:17
Heptachlor	ND	0.013	10	04/20/2022 11:17
Heptachlor epoxide	ND	0.013	10	04/20/2022 11:17
Hexachlorobenzene	ND	0.13	10	04/20/2022 11:17
Hexachlorocyclopentadiene	ND	0.26	10	04/20/2022 11:17
Methoxychlor	ND	0.013	10	04/20/2022 11:17
Toxaphene	ND	0.64	10	04/20/2022 11:17
Aroclor1016	ND	0.64	10	04/20/2022 11:17
Aroclor1221	ND	0.64	10	04/20/2022 11:17
Aroclor1232	ND	0.64	10	04/20/2022 11:17
Aroclor1242	ND	0.64	10	04/20/2022 11:17
Aroclor1248	ND	0.64	10	04/20/2022 11:17
Aroclor1254	ND	0.64	10	04/20/2022 11:17
Aroclor1260	ND	0.64	10	04/20/2022 11:17
PCBs, total	ND	0.64	10	04/20/2022 11:17

Surrogates	REC (%)	Limits	
Decachlorobiphenyl	96	60-130	04/20/2022 11:17

Analyst(s): CK

Analytical Comments: a3,h7,i4

(Cont.)

CA ELAP 1644 • NELAP 4033ORELAP

McCampbell Analytical, Inc.
"When Quality Counts"

1534 Willow Pass Road, Pittsburg, CA 94565-1701
Toll Free Telephone: (877) 252-9262 / Fax: (925) 252-9269
http://www.mccampbell.com / E-mail: main@mccampbell.com

Analytical Report

Client:	Enthalpy Analytical	**WorkOrder:**	2204857
Date Received:	04/14/2022 15:08	**Extraction Method:**	SW3550B
Date Prepared:	04/15/2022	**Analytical Method:**	SW8081A/8082
Project:	EO-461330	**Unit:**	mg/kg-dry

Organochlorine Pesticides + PCBs

Client ID	Lab ID	Matrix	Date Collected	Instrument	Batch ID
SSJ-12-0.25	2204857-037A	Soil	04/12/2022 16:35	GC22 04182213.D	243586

Analytes	Result	Qualifiers	RL	DF	Date Analyzed
Aldrin	ND		0.011	10	04/18/2022 11:25
a-BHC	ND		0.011	10	04/18/2022 11:25
b-BHC	ND		0.011	10	04/18/2022 11:25
d-BHC	ND		0.011	10	04/18/2022 11:25
g-BHC	ND		0.011	10	04/18/2022 11:25
Chlordane (Technical)	ND		0.27	10	04/18/2022 11:25
a-Chlordane	ND		0.011	10	04/18/2022 11:25
g-Chlordane	ND		0.011	10	04/18/2022 11:25
p,p-DDD	ND		0.011	10	04/18/2022 11:25
p,p-DDE	**0.020**		0.011	10	04/18/2022 11:25
p,p-DDT	**0.040**		0.011	10	04/18/2022 11:25
Dieldrin	ND		0.011	10	04/18/2022 11:25
Endosulfan I	ND		0.011	10	04/18/2022 11:25
Endosulfan II	ND		0.011	10	04/18/2022 11:25
Endosulfan sulfate	ND		0.011	10	04/18/2022 11:25
Endrin	ND		0.011	10	04/18/2022 11:25
Endrin aldehyde	ND		0.011	10	04/18/2022 11:25
Endrin ketone	ND		0.011	10	04/18/2022 11:25
Heptachlor	ND		0.011	10	04/18/2022 11:25
Heptachlor epoxide	ND		0.011	10	04/18/2022 11:25
Hexachlorobenzene	ND		0.11	10	04/18/2022 11:25
Hexachlorocyclopentadiene	ND		0.22	10	04/18/2022 11:25
Methoxychlor	ND		0.011	10	04/18/2022 11:25
Toxaphene	ND		0.55	10	04/18/2022 11:25
Aroclor1016	ND		0.55	10	04/18/2022 11:25
Aroclor1221	ND		0.55	10	04/18/2022 11:25
Aroclor1232	ND		0.55	10	04/18/2022 11:25
Aroclor1242	ND		0.55	10	04/18/2022 11:25
Aroclor1248	ND		0.55	10	04/18/2022 11:25
Aroclor1254	**0.65**	A	0.55	10	04/18/2022 11:25
Aroclor1260	ND		0.55	10	04/18/2022 11:25
PCBs, total	**0.65**		0.55	10	04/18/2022 11:25

Surrogates	REC (%)	Limits	
Decachlorobiphenyl	105	60-130	04/18/2022 11:25

Analyst(s): CK

Analytical Comments: a3,i4

(Cont.)

CA ELAP 1644 • NELAP 4033ORELAP

McCampbell Analytical, Inc.
"When Quality Counts"

1534 Willow Pass Road, Pittsburg, CA 94565-1701
Toll Free Telephone: (877) 252-9262 / Fax: (925) 252-9269
http://www.mccampbell.com / E-mail: main@mccampbell.com

Analytical Report

Client:	Enthalpy Analytical	**WorkOrder:**	2204857
Date Received:	04/14/2022 15:08	**Extraction Method:**	SW3550B
Date Prepared:	04/15/2022	**Analytical Method:**	SW8081A/8082
Project:	EO-461330	**Unit:**	mg/kg-dry

Organochlorine Pesticides + PCBs

Client ID	Lab ID	Matrix	Date Collected	Instrument	Batch ID
SSJ-12-2.5	2204857-038A	Soil	04/12/2022 16:40	GC20 04192229.D	243586

Analytes	Result	RL	DF	Date Analyzed
Aldrin	ND	0.11	100	04/20/2022 10:46
a-BHC	ND	0.11	100	04/20/2022 10:46
b-BHC	ND	0.11	100	04/20/2022 10:46
d-BHC	ND	0.11	100	04/20/2022 10:46
g-BHC	ND	0.11	100	04/20/2022 10:46
Chlordane (Technical)	ND	2.7	100	04/20/2022 10:46
a-Chlordane	ND	0.11	100	04/20/2022 10:46
g-Chlordane	ND	0.11	100	04/20/2022 10:46
p,p-DDD	ND	0.11	100	04/20/2022 10:46
p,p-DDE	ND	0.11	100	04/20/2022 10:46
p,p-DDT	ND	0.11	100	04/20/2022 10:46
Dieldrin	ND	0.11	100	04/20/2022 10:46
Endosulfan I	ND	0.11	100	04/20/2022 10:46
Endosulfan II	ND	0.11	100	04/20/2022 10:46
Endosulfan sulfate	ND	0.11	100	04/20/2022 10:46
Endrin	ND	0.11	100	04/20/2022 10:46
Endrin aldehyde	ND	0.11	100	04/20/2022 10:46
Endrin ketone	ND	0.11	100	04/20/2022 10:46
Heptachlor	ND	0.11	100	04/20/2022 10:46
Heptachlor epoxide	ND	0.11	100	04/20/2022 10:46
Hexachlorobenzene	ND	1.1	100	04/20/2022 10:46
Hexachlorocyclopentadiene	ND	2.2	100	04/20/2022 10:46
Methoxychlor	ND	0.11	100	04/20/2022 10:46
Toxaphene	ND	5.5	100	04/20/2022 10:46
Aroclor1016	ND	5.5	100	04/20/2022 10:46
Aroclor1221	ND	5.5	100	04/20/2022 10:46
Aroclor1232	ND	5.5	100	04/20/2022 10:46
Aroclor1242	ND	5.5	100	04/20/2022 10:46
Aroclor1248	ND	5.5	100	04/20/2022 10:46
Aroclor1254	ND	5.5	100	04/20/2022 10:46
Aroclor1260	ND	5.5	100	04/20/2022 10:46
PCBs, total	ND	5.5	100	04/20/2022 10:46

Surrogates	REC (%)	Qualifiers	Limits	
Decachlorobiphenyl	160	S	60-130	04/20/2022 10:46

Analyst(s): CK

Analytical Comments: a3,c1,h7,i4

(Cont.)

CA ELAP 1644 • NELAP 4033ORELAP

McCampbell Analytical, Inc.
"When Quality Counts"

1534 Willow Pass Road, Pittsburg, CA 94565-1701
Toll Free Telephone: (877) 252-9262 / Fax: (925) 252-9269
http://www.mccampbell.com / E-mail: main@mccampbell.com

Analytical Report

Client:	Enthalpy Analytical	**WorkOrder:**	2204857
Date Received:	04/14/2022 15:08	**Extraction Method:**	SW3550B
Date Prepared:	04/15/2022	**Analytical Method:**	SW8081A/8082
Project:	EO-461330	**Unit:**	mg/kg-dry

Organochlorine Pesticides + PCBs

Client ID	Lab ID	Matrix	Date Collected	Instrument	Batch ID
SSJ-12-5	2204857-039A	Soil	04/12/2022 16:45	GC20 04192243.D	243586

Analytes	Result	Qualifiers	RL	DF	Date Analyzed
Aldrin	ND		0.027	20	04/20/2022 14:17
a-BHC	ND		0.027	20	04/20/2022 14:17
b-BHC	ND		0.027	20	04/20/2022 14:17
d-BHC	ND		0.027	20	04/20/2022 14:17
g-BHC	ND		0.027	20	04/20/2022 14:17
Chlordane (Technical)	ND		0.68	20	04/20/2022 14:17
a-Chlordane	ND		0.027	20	04/20/2022 14:17
g-Chlordane	ND		0.027	20	04/20/2022 14:17
p,p-DDD	ND		0.027	20	04/20/2022 14:17
p,p-DDE	ND		0.027	20	04/20/2022 14:17
p,p-DDT	ND		0.027	20	04/20/2022 14:17
Dieldrin	ND		0.027	20	04/20/2022 14:17
Endosulfan I	ND		0.027	20	04/20/2022 14:17
Endosulfan II	ND		0.027	20	04/20/2022 14:17
Endosulfan sulfate	ND		0.027	20	04/20/2022 14:17
Endrin	ND		0.027	20	04/20/2022 14:17
Endrin aldehyde	ND		0.027	20	04/20/2022 14:17
Endrin ketone	ND		0.027	20	04/20/2022 14:17
Heptachlor	ND		0.027	20	04/20/2022 14:17
Heptachlor epoxide	ND		0.027	20	04/20/2022 14:17
Hexachlorobenzene	ND		0.27	20	04/20/2022 14:17
Hexachlorocyclopentadiene	ND		0.55	20	04/20/2022 14:17
Methoxychlor	ND		0.027	20	04/20/2022 14:17
Toxaphene	ND		1.4	20	04/20/2022 14:17
Aroclor1016	ND		1.4	20	04/20/2022 14:17
Aroclor1221	ND		1.4	20	04/20/2022 14:17
Aroclor1232	ND		1.4	20	04/20/2022 14:17
Aroclor1242	ND		1.4	20	04/20/2022 14:17
Aroclor1248	ND		1.4	20	04/20/2022 14:17
Aroclor1254	**4.0**	A	1.4	20	04/20/2022 14:17
Aroclor1260	ND		1.4	20	04/20/2022 14:17
PCBs, total	**4.0**		1.4	20	04/20/2022 14:17

Surrogates	REC (%)	Limits	
Decachlorobiphenyl	120	60-130	04/20/2022 14:17

Analyst(s): CK

Analytical Comments: a3,a2,h7,i4

(Cont.)

CA ELAP 1644 • NELAP 4033ORELAP

McCampbell Analytical, Inc.
"When Quality Counts"

1534 Willow Pass Road, Pittsburg, CA 94565-1701
Toll Free Telephone: (877) 252-9262 / Fax: (925) 252-9269
http://www.mccampbell.com / E-mail: main@mccampbell.com

Analytical Report

Client:	Enthalpy Analytical	**WorkOrder:**	2204857
Date Received:	04/14/2022 15:08	**Extraction Method:**	SW3550B
Date Prepared:	04/15/2022	**Analytical Method:**	SW8081A/8082
Project:	EO-461330	**Unit:**	mg/kg-dry

Organochlorine Pesticides + PCBs

Client ID	Lab ID	Matrix	Date Collected	Instrument	Batch ID
SSJ-DUP-4	2204857-040A	Soil	04/12/2022 16:35	GC22 04182251.D	243586

Analytes	Result	RL	DF	Date Analyzed
Aldrin	ND	0.0054	5	04/18/2022 20:52
a-BHC	ND	0.0054	5	04/18/2022 20:52
b-BHC	ND	0.0054	5	04/18/2022 20:52
d-BHC	ND	0.0054	5	04/18/2022 20:52
g-BHC	ND	0.0054	5	04/18/2022 20:52
Chlordane (Technical)	ND	0.13	5	04/18/2022 20:52
a-Chlordane	ND	0.0054	5	04/18/2022 20:52
g-Chlordane	ND	0.0054	5	04/18/2022 20:52
p,p-DDD	ND	0.0054	5	04/18/2022 20:52
p,p-DDE	ND	0.0054	5	04/18/2022 20:52
p,p-DDT	ND	0.0054	5	04/18/2022 20:52
Dieldrin	ND	0.0054	5	04/18/2022 20:52
Endosulfan I	ND	0.0054	5	04/18/2022 20:52
Endosulfan II	ND	0.0054	5	04/18/2022 20:52
Endosulfan sulfate	ND	0.0054	5	04/18/2022 20:52
Endrin	ND	0.0054	5	04/18/2022 20:52
Endrin aldehyde	ND	0.0054	5	04/18/2022 20:52
Endrin ketone	ND	0.0054	5	04/18/2022 20:52
Heptachlor	ND	0.0054	5	04/18/2022 20:52
Heptachlor epoxide	ND	0.0054	5	04/18/2022 20:52
Hexachlorobenzene	ND	0.054	5	04/18/2022 20:52
Hexachlorocyclopentadiene	ND	0.11	5	04/18/2022 20:52
Methoxychlor	ND	0.0054	5	04/18/2022 20:52
Toxaphene	ND	0.27	5	04/18/2022 20:52
Aroclor1016	ND	0.27	5	04/18/2022 20:52
Aroclor1221	ND	0.27	5	04/18/2022 20:52
Aroclor1232	ND	0.27	5	04/18/2022 20:52
Aroclor1242	ND	0.27	5	04/18/2022 20:52
Aroclor1248	ND	0.27	5	04/18/2022 20:52
Aroclor1254	ND	0.27	5	04/18/2022 20:52
Aroclor1260	ND	0.27	5	04/18/2022 20:52
PCBs, total	ND	0.27	5	04/18/2022 20:52

Surrogates	REC (%)	Limits	
Decachlorobiphenyl	87	60-130	04/18/2022 20:52

Analyst(s): CK

Analytical Comments: a3,i4

(Cont.)

CA ELAP 1644 • NELAP 4033ORELAP

McCampbell Analytical, Inc.
"When Quality Counts"

1534 Willow Pass Road, Pittsburg, CA 94565-1701
Toll Free Telephone: (877) 252-9262 / Fax: (925) 252-9269
http://www.mccampbell.com / E-mail: main@mccampbell.com

Analytical Report

Client:	Enthalpy Analytical	**WorkOrder:**	2204857
Date Received:	04/14/2022 15:08	**Extraction Method:**	SW3550B
Date Prepared:	04/15/2022	**Analytical Method:**	SW8081A/8082
Project:	EO-461330	**Unit:**	mg/kg-dry

Organochlorine Pesticides + PCBs

Client ID	Lab ID	Matrix	Date Collected	Instrument	Batch ID
SSJ-08-1.5	2204857-041A	Soil	04/12/2022 15:25	GC22 04182248.D	243586

Analytes	Result	RL	DF	Date Analyzed
Aldrin	ND	0.0011	1	04/18/2022 20:07
a-BHC	ND	0.0011	1	04/18/2022 20:07
b-BHC	ND	0.0011	1	04/18/2022 20:07
d-BHC	ND	0.0011	1	04/18/2022 20:07
g-BHC	ND	0.0011	1	04/18/2022 20:07
Chlordane (Technical)	ND	0.027	1	04/18/2022 20:07
a-Chlordane	ND	0.0011	1	04/18/2022 20:07
g-Chlordane	ND	0.0011	1	04/18/2022 20:07
p,p-DDD	ND	0.0011	1	04/18/2022 20:07
p,p-DDE	ND	0.0011	1	04/18/2022 20:07
p,p-DDT	ND	0.0011	1	04/18/2022 20:07
Dieldrin	ND	0.0011	1	04/18/2022 20:07
Endosulfan I	ND	0.0011	1	04/18/2022 20:07
Endosulfan II	ND	0.0011	1	04/18/2022 20:07
Endosulfan sulfate	ND	0.0011	1	04/18/2022 20:07
Endrin	ND	0.0011	1	04/18/2022 20:07
Endrin aldehyde	ND	0.0011	1	04/18/2022 20:07
Endrin ketone	ND	0.0011	1	04/18/2022 20:07
Heptachlor	ND	0.0011	1	04/18/2022 20:07
Heptachlor epoxide	ND	0.0011	1	04/18/2022 20:07
Hexachlorobenzene	ND	0.011	1	04/18/2022 20:07
Hexachlorocyclopentadiene	ND	0.022	1	04/18/2022 20:07
Methoxychlor	ND	0.0011	1	04/18/2022 20:07
Toxaphene	ND	0.054	1	04/18/2022 20:07
Aroclor1016	ND	0.054	1	04/18/2022 20:07
Aroclor1221	ND	0.054	1	04/18/2022 20:07
Aroclor1232	ND	0.054	1	04/18/2022 20:07
Aroclor1242	ND	0.054	1	04/18/2022 20:07
Aroclor1248	ND	0.054	1	04/18/2022 20:07
Aroclor1254	ND	0.054	1	04/18/2022 20:07
Aroclor1260	ND	0.054	1	04/18/2022 20:07
PCBs, total	ND	0.054	1	04/18/2022 20:07

Surrogates	REC (%)	Limits	
Decachlorobiphenyl	85	60-130	04/18/2022 20:07

Analyst(s): CK

Analytical Comments: i4

McCampbell Analytical, Inc.
"When Quality Counts"

1534 Willow Pass Road, Pittsburg, CA 94565-1701
Toll Free Telephone: (877) 252-9262 / Fax: (925) 252-9269
http://www.mccampbell.com / E-mail: main@mccampbell.com

Analytical Report

Client:	Enthalpy Analytical	**WorkOrder:**	2204857
Date Received:	04/14/2022 15:08	**Extraction Method:**	SW3510C
Date Prepared:	04/15/2022	**Analytical Method:**	SW8081A/8082
Project:	EO-461330	**Unit:**	µg/L

Organochlorine Pesticides + PCBs

Client ID	Lab ID	Matrix	Date Collected	Instrument	Batch ID
SSJ-01-20	2204857-011A	Water	04/12/2022 09:45	GC22 04152270.D	243587

Analytes	Result	RL	DF	Date Analyzed
Aldrin	ND	0.0050	1	04/16/2022 00:48
a-BHC	ND	0.010	1	04/16/2022 00:48
b-BHC	ND	0.0050	1	04/16/2022 00:48
d-BHC	ND	0.0050	1	04/16/2022 00:48
g-BHC	ND	0.020	1	04/16/2022 00:48
Chlordane (Technical)	ND	0.10	1	04/16/2022 00:48
a-Chlordane	ND	0.050	1	04/16/2022 00:48
g-Chlordane	ND	0.050	1	04/16/2022 00:48
p,p-DDD	**0.021**	0.010	1	04/16/2022 00:48
p,p-DDE	ND	0.010	1	04/16/2022 00:48
p,p-DDT	ND	0.010	1	04/16/2022 00:48
Dieldrin	ND	0.010	1	04/16/2022 00:48
Endosulfan I	ND	0.020	1	04/16/2022 00:48
Endosulfan II	ND	0.020	1	04/16/2022 00:48
Endosulfan sulfate	ND	0.050	1	04/16/2022 00:48
Endrin	ND	0.010	1	04/16/2022 00:48
Endrin aldehyde	ND	0.050	1	04/16/2022 00:48
Endrin ketone	ND	0.050	1	04/16/2022 00:48
Heptachlor	ND	0.010	1	04/16/2022 00:48
Heptachlor epoxide	ND	0.010	1	04/16/2022 00:48
Hexachlorobenzene	ND	0.50	1	04/16/2022 00:48
Hexachlorocyclopentadiene	ND	1.0	1	04/16/2022 00:48
Methoxychlor	ND	0.10	1	04/16/2022 00:48
Toxaphene	ND	0.50	1	04/16/2022 00:48
Aroclor1016	ND	0.50	1	04/16/2022 00:48
Aroclor1221	ND	0.50	1	04/16/2022 00:48
Aroclor1232	ND	0.50	1	04/16/2022 00:48
Aroclor1242	ND	0.50	1	04/16/2022 00:48
Aroclor1248	ND	0.50	1	04/16/2022 00:48
Aroclor1254	ND	0.50	1	04/16/2022 00:48
Aroclor1260	ND	0.50	1	04/16/2022 00:48
PCBs, total	ND	0.50	1	04/16/2022 00:48

Surrogates	REC (%)	Limits	
Decachlorobiphenyl	94	70-130	04/16/2022 00:48

Analyst(s): CK

(Cont.)

CA ELAP 1644 • NELAP 4033ORELAP

McCampbell Analytical, Inc.
"When Quality Counts"

1534 Willow Pass Road, Pittsburg, CA 94565-1701
Toll Free Telephone: (877) 252-9262 / Fax: (925) 252-9269
http://www.mccampbell.com / E-mail: main@mccampbell.com

Analytical Report

Client:	Enthalpy Analytical	**WorkOrder:**	2204857
Date Received:	04/14/2022 15:08	**Extraction Method:**	SW3510C
Date Prepared:	04/15/2022	**Analytical Method:**	SW8081A/8082
Project:	EO-461330	**Unit:**	µg/L

Organochlorine Pesticides + PCBs

Client ID	Lab ID	Matrix	Date Collected	Instrument	Batch ID
SSJ-04-15	2204857-012A	Water	04/12/2022 12:30	GC20 04192213.D	243587

Analytes	Result	RL	DF	Date Analyzed
Aldrin	ND	0.025	5	04/19/2022 13:20
a-BHC	ND	0.050	5	04/19/2022 13:20
b-BHC	ND	0.025	5	04/19/2022 13:20
d-BHC	ND	0.025	5	04/19/2022 13:20
g-BHC	ND	0.10	5	04/19/2022 13:20
Chlordane (Technical)	ND	0.50	5	04/19/2022 13:20
a-Chlordane	ND	0.25	5	04/19/2022 13:20
g-Chlordane	ND	0.25	5	04/19/2022 13:20
p,p-DDD	ND	0.050	5	04/19/2022 13:20
p,p-DDE	ND	0.050	5	04/19/2022 13:20
p,p-DDT	ND	0.050	5	04/19/2022 13:20
Dieldrin	ND	0.050	5	04/19/2022 13:20
Endosulfan I	ND	0.10	5	04/19/2022 13:20
Endosulfan II	ND	0.10	5	04/19/2022 13:20
Endosulfan sulfate	ND	0.25	5	04/19/2022 13:20
Endrin	ND	0.050	5	04/19/2022 13:20
Endrin aldehyde	ND	0.25	5	04/19/2022 13:20
Endrin ketone	ND	0.25	5	04/19/2022 13:20
Heptachlor	ND	0.050	5	04/19/2022 13:20
Heptachlor epoxide	ND	0.050	5	04/19/2022 13:20
Hexachlorobenzene	ND	2.5	5	04/19/2022 13:20
Hexachlorocyclopentadiene	ND	5.0	5	04/19/2022 13:20
Methoxychlor	ND	0.50	5	04/19/2022 13:20
Toxaphene	ND	2.5	5	04/19/2022 13:20
Aroclor1016	ND	2.5	5	04/19/2022 13:20
Aroclor1221	ND	2.5	5	04/19/2022 13:20
Aroclor1232	ND	2.5	5	04/19/2022 13:20
Aroclor1242	ND	2.5	5	04/19/2022 13:20
Aroclor1248	ND	2.5	5	04/19/2022 13:20
Aroclor1254	ND	2.5	5	04/19/2022 13:20
Aroclor1260	ND	2.5	5	04/19/2022 13:20
PCBs, total	ND	2.5	5	04/19/2022 13:20

Surrogates	REC (%)	Limits	
Decachlorobiphenyl	106	70-130	04/19/2022 13:20

Analyst(s): CK

Analytical Comments: a2,h7

McCampbell Analytical, Inc.
"When Quality Counts"

1534 Willow Pass Road, Pittsburg, CA 94565-1701
Toll Free Telephone: (877) 252-9262 / Fax: (925) 252-9269
http://www.mccampbell.com / E-mail: main@mccampbell.com

Quality Control Report

Client:	Enthalpy Analytical	**WorkOrder:**	2204857
Date Prepared:	04/14/2022	**BatchID:**	243537
Date Analyzed:	04/15/2022	**Extraction Method:**	SW3550B
Instrument:	GC22	**Analytical Method:**	SW8081A/8082
Matrix:	Soil	**Unit:**	mg/kg
Project:	EO-461330	**Sample ID:**	MB/LCS/LCSD-243537

QC Summary Report for SW8081A/8082

Analyte	MB Result	MDL	RL	SPK Val	MB SS %REC	MB SS Limits
Aldrin	ND	0.00039	0.0010	-	-	-
a-BHC	ND	0.00049	0.0010	-	-	-
b-BHC	ND	0.00027	0.0010	-	-	-
d-BHC	ND	0.00033	0.0010	-	-	-
g-BHC	ND	0.00033	0.0010	-	-	-
Chlordane (Technical)	ND	0.012	0.025	-	-	-
a-Chlordane	ND	0.00043	0.0010	-	-	-
g-Chlordane	ND	0.00034	0.0010	-	-	-
p,p-DDD	ND	0.00041	0.0010	-	-	-
p,p-DDE	ND	0.00029	0.0010	-	-	-
p,p-DDT	ND	0.00039	0.0010	-	-	-
Dieldrin	ND	0.00038	0.0010	-	-	-
Endosulfan I	ND	0.00035	0.0010	-	-	-
Endosulfan II	ND	0.00033	0.0010	-	-	-
Endosulfan sulfate	ND	0.00040	0.0010	-	-	-
Endrin	ND	0.00038	0.0010	-	-	-
Endrin aldehyde	ND	0.00044	0.0010	-	-	-
Endrin ketone	ND	0.00029	0.0010	-	-	-
Heptachlor	ND	0.00030	0.0010	-	-	-
Heptachlor epoxide	ND	0.00030	0.0010	-	-	-
Hexachlorobenzene	ND	0.00070	0.010	-	-	-
Hexachlorocyclopentadiene	ND	0.00052	0.020	-	-	-
Methoxychlor	ND	0.00045	0.0010	-	-	-
Toxaphene	ND	0.033	0.050	-	-	-
Aroclor1016	ND	0.032	0.050	-	-	-
Aroclor1221	ND	0.032	0.050	-	-	-
Aroclor1232	ND	0.032	0.050	-	-	-
Aroclor1242	ND	0.032	0.050	-	-	-
Aroclor1248	ND	0.032	0.050	-	-	-
Aroclor1254	ND	0.032	0.050	-	-	-
Aroclor1260	ND	0.032	0.050	-	-	-
Surrogate Recovery						
Decachlorobiphenyl	0.048			0.05	96	70-130

(Cont.)

McCampbell Analytical, Inc.
"When Quality Counts"

1534 Willow Pass Road, Pittsburg, CA 94565-1701
Toll Free Telephone: (877) 252-9262 / Fax: (925) 252-9269
http://www.mccampbell.com / E-mail: main@mccampbell.com

Quality Control Report

Client:	Enthalpy Analytical	**WorkOrder:**	2204857
Date Prepared:	04/14/2022	**BatchID:**	243537
Date Analyzed:	04/15/2022	**Extraction Method:**	SW3550B
Instrument:	GC22	**Analytical Method:**	SW8081A/8082
Matrix:	Soil	**Unit:**	mg/kg
Project:	EO-461330	**Sample ID:**	MB/LCS/LCSD-243537

QC Summary Report for SW8081A/8082

Analyte	LCS Result	LCSD Result	SPK Val	LCS %REC	LCSD %REC	LCS/LCSD Limits	RPD	RPD Limit
Aldrin	0.055	0.054	0.050	110	109	70-130	1.63	20
a-BHC	0.059	0.059	0.050	118	118	70-130	0.348	20
b-BHC	0.047	0.047	0.050	93	94	70-130	0.574	20
d-BHC	0.060	0.060	0.050	120	121	70-130	0.206	20
g-BHC	0.055	0.055	0.050	110	110	70-130	0.0435	20
a-Chlordane	0.051	0.050	0.050	102	101	70-130	1.06	20
g-Chlordane	0.052	0.051	0.050	103	102	70-130	1.10	20
p,p-DDD	0.057	0.057	0.050	115	115	70-130	0.297	20
p,p-DDE	0.052	0.052	0.050	103	104	70-130	0.801	20
p,p-DDT	0.050	0.050	0.050	99	101	70-130	1.60	20
Dieldrin	0.051	0.051	0.050	102	103	70-130	0.541	20
Endosulfan I	0.052	0.052	0.050	104	104	70-130	0.496	20
Endosulfan II	0.052	0.052	0.050	104	104	70-130	0.439	20
Endosulfan sulfate	0.058	0.058	0.050	116	116	70-130	0.320	20
Endrin	0.063	0.063	0.050	126	126	70-130	0.0301	20
Endrin aldehyde	0.045	0.045	0.050	89	89	70-130	0.253	20
Endrin ketone	0.051	0.051	0.050	103	103	70-130	0.158	20
Heptachlor	0.056	0.056	0.050	112	112	70-130	0.0692	20
Heptachlor epoxide	0.053	0.052	0.050	106	105	70-130	1.41	20
Hexachlorobenzene	0.044	0.044	0.050	88	88	70-130	0.378	20
Hexachlorocyclopentadiene	0.034	0.036	0.050	68	73	50-130	6.16	20
Methoxychlor	0.052	0.052	0.050	103	103	70-130	0.269	20
Aroclor1016	0.18	0.17	0.15	117	116	70-130	0.386	20
Aroclor1260	0.15	0.15	0.15	100	103	70-130	3.28	20
Surrogate Recovery								
Decachlorobiphenyl	0.043	0.045	0.050	87	90	70-130	3.54	20

(Cont.)

McCampbell Analytical, Inc.
"When Quality Counts"

1534 Willow Pass Road, Pittsburg, CA 94565-1701
Toll Free Telephone: (877) 252-9262 / Fax: (925) 252-9269
http://www.mccampbell.com / E-mail: main@mccampbell.com

Quality Control Report

Client:	Enthalpy Analytical	**WorkOrder:**	2204857
Date Prepared:	04/15/2022	**BatchID:**	243585
Date Analyzed:	04/18/2022	**Extraction Method:**	SW3550B
Instrument:	GC20	**Analytical Method:**	SW8081A/8082
Matrix:	Soil	**Unit:**	mg/kg
Project:	EO-461330	**Sample ID:**	MB/LCS/LCSD-243585 2204857-006AMS/MSD

QC Summary Report for SW8081A/8082

Analyte	MB Result	MDL	RL	SPK Val	MB SS %REC	MB SS Limits
Aldrin	ND	0.00039	0.0010	-	-	-
a-BHC	ND	0.00049	0.0010	-	-	-
b-BHC	ND	0.00027	0.0010	-	-	-
d-BHC	ND	0.00033	0.0010	-	-	-
g-BHC	ND	0.00033	0.0010	-	-	-
Chlordane (Technical)	ND	0.012	0.025	-	-	-
a-Chlordane	ND	0.00043	0.0010	-	-	-
g-Chlordane	ND	0.00034	0.0010	-	-	-
p,p-DDD	ND	0.00041	0.0010	-	-	-
p,p-DDE	ND	0.00029	0.0010	-	-	-
p,p-DDT	ND	0.00039	0.0010	-	-	-
Dieldrin	ND	0.00038	0.0010	-	-	-
Endosulfan I	ND	0.00035	0.0010	-	-	-
Endosulfan II	ND	0.00033	0.0010	-	-	-
Endosulfan sulfate	ND	0.00040	0.0010	-	-	-
Endrin	ND	0.00038	0.0010	-	-	-
Endrin aldehyde	ND	0.00044	0.0010	-	-	-
Endrin ketone	ND	0.00029	0.0010	-	-	-
Heptachlor	ND	0.00030	0.0010	-	-	-
Heptachlor epoxide	ND	0.00030	0.0010	-	-	-
Hexachlorobenzene	ND	0.00070	0.010	-	-	-
Hexachlorocyclopentadiene	ND	0.00052	0.020	-	-	-
Methoxychlor	ND	0.00045	0.0010	-	-	-
Toxaphene	ND	0.033	0.050	-	-	-
Aroclor1016	ND	0.032	0.050	-	-	-
Aroclor1221	ND	0.032	0.050	-	-	-
Aroclor1232	ND	0.032	0.050	-	-	-
Aroclor1242	ND	0.032	0.050	-	-	-
Aroclor1248	ND	0.032	0.050	-	-	-
Aroclor1254	ND	0.032	0.050	-	-	-
Aroclor1260	ND	0.032	0.050	-	-	-
Surrogate Recovery						
Decachlorobiphenyl	0.052			0.05	104	70-130

(Cont.)

McCampbell Analytical, Inc.
"When Quality Counts"

1534 Willow Pass Road, Pittsburg, CA 94565-1701
Toll Free Telephone: (877) 252-9262 / Fax: (925) 252-9269
http://www.mccampbell.com / E-mail: main@mccampbell.com

Quality Control Report

Client:	Enthalpy Analytical	**WorkOrder:**	2204857
Date Prepared:	04/15/2022	**BatchID:**	243585
Date Analyzed:	04/18/2022	**Extraction Method:**	SW3550B
Instrument:	GC20	**Analytical Method:**	SW8081A/8082
Matrix:	Soil	**Unit:**	mg/kg
Project:	EO-461330	**Sample ID:**	MB/LCS/LCSD-243585 2204857-006AMS/MSD

QC Summary Report for SW8081A/8082

Analyte	LCS Result	LCSD Result	SPK Val	LCS %REC	LCSD %REC	LCS/LCSD Limits	RPD	RPD Limit
Aldrin	0.048	0.048	0.050	96	96	70-130	0.274	20
a-BHC	0.059	0.059	0.050	118	118	70-130	0.164	20
b-BHC	0.052	0.053	0.050	103	105	70-130	2.23	20
d-BHC	0.052	0.052	0.050	103	103	70-130	0.267	20
g-BHC	0.052	0.052	0.050	105	104	70-130	0.174	20
a-Chlordane	0.048	0.047	0.050	95	95	70-130	0.242	20
g-Chlordane	0.045	0.045	0.050	90	90	70-130	0.206	20
p,p-DDD	0.048	0.049	0.050	97	97	70-130	0.700	20
p,p-DDE	0.047	0.047	0.050	95	95	70-130	0.132	20
p,p-DDT	0.048	0.048	0.050	95	96	70-130	0.624	20
Dieldrin	0.046	0.045	0.050	91	91	70-130	0.306	20
Endosulfan I	0.050	0.050	0.050	101	100	70-130	0.314	20
Endosulfan II	0.048	0.048	0.050	97	97	70-130	0.158	20
Endosulfan sulfate	0.047	0.047	0.050	93	94	70-130	0.870	20
Endrin	0.050	0.050	0.050	100	100	70-130	0.0454	20
Endrin aldehyde	0.052	0.052	0.050	104	104	70-130	0.363	20
Endrin ketone	0.044	0.045	0.050	88	89	70-130	1.10	20
Heptachlor	0.050	0.050	0.050	101	100	70-130	1.00	20
Heptachlor epoxide	0.045	0.045	0.050	90	90	70-130	0.0430	20
Hexachlorobenzene	0.050	0.050	0.050	99	99	70-130	0.0414	20
Hexachlorocyclopentadiene	0.037	0.040	0.050	75	80	50-130	6.64	20
Methoxychlor	0.050	0.050	0.050	100	101	70-130	0.761	20
Aroclor1016	0.17	0.17	0.15	113	111	70-130	1.22	20
Aroclor1260	0.16	0.17	0.15	110	112	70-130	1.57	20
Surrogate Recovery								
Decachlorobiphenyl	0.049	0.049	0.050	99	99	70-130	0.378	20

Analyte	MS DF	MS Result	MSD Result	SPK Val	SPKRef Val	MS %REC	MSD %REC	MS/MSD Limits	RPD	RPD Limit
Aldrin	1	0.046	0.047	0.050	ND	92	94	60-130	1.23	20
a-BHC	1	0.057	0.057	0.050	ND	113	113	60-130	0.238	20
b-BHC	1	0.048	0.049	0.050	ND	96	98	60-130	2.10	20
d-BHC	1	0.049	0.050	0.050	ND	98	100	60-130	1.84	20
g-BHC	1	0.047	0.048	0.050	ND	94	96	60-130	2.06	20
a-Chlordane	1	0.045	0.046	0.050	ND	90	93	60-130	2.73	20
g-Chlordane	1	0.043	0.044	0.050	ND	87	89	60-130	2.40	20

(Cont.)

McCampbell Analytical, Inc.
"When Quality Counts"

1534 Willow Pass Road, Pittsburg, CA 94565-1701
Toll Free Telephone: (877) 252-9262 / Fax: (925) 252-9269
http://www.mccampbell.com / E-mail: main@mccampbell.com

Quality Control Report

Client:	Enthalpy Analytical	**WorkOrder:**	2204857
Date Prepared:	04/15/2022	**BatchID:**	243585
Date Analyzed:	04/18/2022	**Extraction Method:**	SW3550B
Instrument:	GC20	**Analytical Method:**	SW8081A/8082
Matrix:	Soil	**Unit:**	mg/kg
Project:	EO-461330	**Sample ID:**	MB/LCS/LCSD-243585 2204857-006AMS/MSD

QC Summary Report for SW8081A/8082

Analyte	MS DF	MS Result	MSD Result	SPK Val	SPKRef Val	MS %REC	MSD %REC	MS/MSD Limits	RPD	RPD Limit
p,p-DDD	1	0.046	0.048	0.050	ND	93	96	60-130	3.62	20
p,p-DDE	1	0.046	0.047	0.050	ND	91	94	60-130	3.32	20
p,p-DDT	1	0.048	0.049	0.050	ND	95	99	60-130	3.76	20
Dieldrin	1	0.044	0.045	0.050	ND	87	90	60-130	2.38	20
Endosulfan I	1	0.048	0.049	0.050	ND	96	98	60-130	2.07	20
Endosulfan II	1	0.046	0.048	0.050	ND	92	95	60-130	2.79	20
Endosulfan sulfate	1	0.044	0.045	0.050	ND	89	91	60-130	2.28	20
Endrin	1	0.049	0.050	0.050	ND	98	100	60-130	2.20	20
Endrin aldehyde	1	0.045	0.046	0.050	ND	90	91	60-130	1.56	20
Endrin ketone	1	0.042	0.044	0.050	ND	85	88	60-130	3.90	20
Heptachlor	1	0.049	0.050	0.050	ND	98	99	60-130	1.17	20
Heptachlor epoxide	1	0.043	0.044	0.050	ND	86	88	60-130	1.75	20
Hexachlorobenzene	1	0.047	0.047	0.050	ND	94	95	60-130	0.771	20
Hexachlorocyclopentadiene	1	0.037	0.039	0.050	ND	74	77	50-130	4.61	20
Methoxychlor	1	0.048	0.050	0.050	ND	97	101	60-130	4.08	20
Surrogate Recovery										
Decachlorobiphenyl	1	0.050	0.053	0.050		100	105	60-130	4.83	20

(Cont.)

CA ELAP 1644 • NELAP 4033ORELAP

McCampbell Analytical, Inc.
"When Quality Counts"

1534 Willow Pass Road, Pittsburg, CA 94565-1701
Toll Free Telephone: (877) 252-9262 / Fax: (925) 252-9269
http://www.mccampbell.com / E-mail: main@mccampbell.com

Quality Control Report

Client:	Enthalpy Analytical	**WorkOrder:**	2204857
Date Prepared:	04/15/2022	**BatchID:**	243586
Date Analyzed:	04/18/2022 - 04/20/2022	**Extraction Method:**	SW3550B
Instrument:	GC20	**Analytical Method:**	SW8081A/8082
Matrix:	Soil	**Unit:**	mg/kg
Project:	EO-461330	**Sample ID:**	MB/LCS/LCSD-243586 2204857-028AMS/MSD

QC Summary Report for SW8081A/8082

Analyte	MB Result	MDL	RL	SPK Val	MB SS %REC	MB SS Limits
Aldrin	ND	0.00039	0.0010	-	-	-
a-BHC	ND	0.00049	0.0010	-	-	-
b-BHC	ND	0.00027	0.0010	-	-	-
d-BHC	ND	0.00033	0.0010	-	-	-
g-BHC	ND	0.00033	0.0010	-	-	-
Chlordane (Technical)	ND	0.012	0.025	-	-	-
a-Chlordane	ND	0.00043	0.0010	-	-	-
g-Chlordane	ND	0.00034	0.0010	-	-	-
p,p-DDD	ND	0.00041	0.0010	-	-	-
p,p-DDE	ND	0.00029	0.0010	-	-	-
p,p-DDT	ND	0.00039	0.0010	-	-	-
Dieldrin	ND	0.00038	0.0010	-	-	-
Endosulfan I	ND	0.00035	0.0010	-	-	-
Endosulfan II	ND	0.00033	0.0010	-	-	-
Endosulfan sulfate	ND	0.00040	0.0010	-	-	-
Endrin	ND	0.00038	0.0010	-	-	-
Endrin aldehyde	ND	0.00044	0.0010	-	-	-
Endrin ketone	ND	0.00029	0.0010	-	-	-
Heptachlor	ND	0.00030	0.0010	-	-	-
Heptachlor epoxide	ND	0.00030	0.0010	-	-	-
Hexachlorobenzene	ND	0.00070	0.010	-	-	-
Hexachlorocyclopentadiene	ND	0.00052	0.020	-	-	-
Methoxychlor	ND	0.00045	0.0010	-	-	-
Toxaphene	ND	0.033	0.050	-	-	-
Aroclor1016	ND	0.032	0.050	-	-	-
Aroclor1221	ND	0.032	0.050	-	-	-
Aroclor1232	ND	0.032	0.050	-	-	-
Aroclor1242	ND	0.032	0.050	-	-	-
Aroclor1248	ND	0.032	0.050	-	-	-
Aroclor1254	ND	0.032	0.050	-	-	-
Aroclor1260	ND	0.032	0.050	-	-	-
Surrogate Recovery						
Decachlorobiphenyl	0.050			0.05	99	70-130

(Cont.)

McCampbell Analytical, Inc.
"When Quality Counts"

1534 Willow Pass Road, Pittsburg, CA 94565-1701
Toll Free Telephone: (877) 252-9262 / Fax: (925) 252-9269
http://www.mccampbell.com / E-mail: main@mccampbell.com

Quality Control Report

Client:	Enthalpy Analytical	**WorkOrder:**	2204857
Date Prepared:	04/15/2022	**BatchID:**	243586
Date Analyzed:	04/18/2022 - 04/20/2022	**Extraction Method:**	SW3550B
Instrument:	GC20	**Analytical Method:**	SW8081A/8082
Matrix:	Soil	**Unit:**	mg/kg
Project:	EO-461330	**Sample ID:**	MB/LCS/LCSD-243586 2204857-028AMS/MSD

QC Summary Report for SW8081A/8082

Analyte	LCS Result	LCSD Result	SPK Val	LCS %REC	LCSD %REC	LCS/LCSD Limits	RPD	RPD Limit
Aldrin	0.049	0.049	0.050	98	98	70-130	0.734	20
a-BHC	0.059	0.059	0.050	118	119	70-130	0.770	20
b-BHC	0.052	0.053	0.050	105	105	70-130	0.292	20
d-BHC	0.053	0.053	0.050	105	106	70-130	0.692	20
g-BHC	0.052	0.053	0.050	105	106	70-130	0.957	20
a-Chlordane	0.049	0.049	0.050	98	99	70-130	0.730	20
g-Chlordane	0.047	0.047	0.050	93	94	70-130	0.987	20
p,p-DDD	0.051	0.052	0.050	102	103	70-130	1.20	20
p,p-DDE	0.043	0.044	0.050	86	87	70-130	2.02	20
p,p-DDT	0.049	0.050	0.050	98	100	70-130	1.92	20
Dieldrin	0.047	0.047	0.050	94	95	70-130	0.797	20
Endosulfan I	0.052	0.052	0.050	103	104	70-130	0.826	20
Endosulfan II	0.051	0.051	0.050	101	102	70-130	0.707	20
Endosulfan sulfate	0.049	0.049	0.050	98	99	70-130	1.13	20
Endrin	0.052	0.052	0.050	103	105	70-130	1.27	20
Endrin aldehyde	0.055	0.055	0.050	109	110	70-130	1.01	20
Endrin ketone	0.047	0.047	0.050	93	94	70-130	1.09	20
Heptachlor	0.049	0.050	0.050	99	100	70-130	0.945	20
Heptachlor epoxide	0.046	0.046	0.050	92	92	70-130	0.604	20
Hexachlorobenzene	0.050	0.050	0.050	100	100	70-130	0.616	20
Hexachlorocyclopentadiene	0.041	0.042	0.050	82	83	50-130	1.01	20
Methoxychlor	0.051	0.052	0.050	102	104	70-130	1.63	20
Aroclor1016	0.14	0.14	0.15	95	95	70-130	0.246	20
Aroclor1260	0.14	0.14	0.15	96	92	70-130	3.93	20
Surrogate Recovery								
Decachlorobiphenyl	0.052	0.053	0.050	104	105	70-130	0.759	20

Analyte	MS DF	MS Result	MSD Result	SPK Val	SPKRef Val	MS %REC	MSD %REC	MS/MSD Limits	RPD	RPD Limit
Aldrin	20	0.042	0.042	0.050	ND	84	84	60-130	0.200	20
a-BHC	20	0.052	0.052	0.050	ND	104	104	60-130	0.0116	20
b-BHC	20	0.032	0.045	0.050	ND	64	90	60-130	33.2,F1	20
d-BHC	20	0.043	0.044	0.050	ND	85	88	60-130	3.56	20
g-BHC	20	0.055	0.050	0.050	ND	111	99	60-130	11.2	20
a-Chlordane	20	0.048	0.048	0.050	ND	96	96	60-130	0.154	20
g-Chlordane	20	0.049	0.053	0.050	ND	98	106	60-130	8.05	20

(Cont.)

McCampbell Analytical, Inc.
"When Quality Counts"

1534 Willow Pass Road, Pittsburg, CA 94565-1701
Toll Free Telephone: (877) 252-9262 / Fax: (925) 252-9269
http://www.mccampbell.com / E-mail: main@mccampbell.com

Quality Control Report

Client:	Enthalpy Analytical	**WorkOrder:**	2204857
Date Prepared:	04/15/2022	**BatchID:**	243586
Date Analyzed:	04/18/2022 - 04/20/2022	**Extraction Method:**	SW3550B
Instrument:	GC20	**Analytical Method:**	SW8081A/8082
Matrix:	Soil	**Unit:**	mg/kg
Project:	EO-461330	**Sample ID:**	MB/LCS/LCSD-243586 2204857-028AMS/MSD

QC Summary Report for SW8081A/8082

Analyte	MS DF	MS Result	MSD Result	SPK Val	SPKRef Val	MS %REC	MSD %REC	MS/MSD Limits	RPD	RPD Limit
p,p-DDD	20	0.048	0.044	0.050	ND	95	87	60-130	8.86	20
p,p-DDE	20	0.048	0.050	0.050	ND	96	86	60-130	4.33	20
p,p-DDT	20	0.044	0.043	0.050	ND	88	85	60-130	2.98	20
Dieldrin	20	0.039	0.041	0.050	ND	78	81	60-130	3.99	20
Endosulfan I	20	0.046	0.048	0.050	ND	93	96	60-130	4.07	20
Endosulfan II	20	0.050	0.047	0.050	ND	99	93	60-130	6.38	20
Endosulfan sulfate	20	0.045	0.044	0.050	ND	90	88	60-130	1.94	20
Endrin	20	0.057	0.053	0.050	ND	113	105	60-130	7.32	20
Endrin aldehyde	20	0.024	0.024	0.050	ND	49,F1	48,F1	60-130	2.38	20
Endrin ketone	20	0.040	0.041	0.050	ND	81	82	60-130	1.79	20
Heptachlor	20	0.042	0.057	0.050	ND	84	115	60-130	31.1,F1	20
Heptachlor epoxide	20	0.043	0.045	0.050	ND	86	89	60-130	3.35	20
Hexachlorobenzene	20	0.033	0.034	0.050	ND	66	67	60-130	1.87	20
Hexachlorocyclopentadiene	20	0.0047	0.0042	0.050	ND	9,F1	8,F1	50-130	9.89	20
Methoxychlor	20	0.028	0.026	0.050	ND	55,F1	53,F1	60-130	4.35	20
Surrogate Recovery										
Decachlorobiphenyl	20	0.059	0.057	0.050		119	114	60-130	4.30	20

McCampbell Analytical, Inc.
"When Quality Counts"

1534 Willow Pass Road, Pittsburg, CA 94565-1701
Toll Free Telephone: (877) 252-9262 / Fax: (925) 252-9269
http://www.mccampbell.com / E-mail: main@mccampbell.com

Quality Control Report

Client:	Enthalpy Analytical	**WorkOrder:**	2204857
Date Prepared:	04/15/2022	**BatchID:**	243587
Date Analyzed:	04/15/2022 - 04/16/2022	**Extraction Method:**	SW3510C
Instrument:	GC22	**Analytical Method:**	SW8081A/8082
Matrix:	Water	**Unit:**	µg/L
Project:	EO-461330	**Sample ID:**	MB/LCS/LCSD-243587

QC Summary Report for SW8081A/8082

Analyte	MB Result	MDL	RL	SPK Val	MB SS %REC	MB SS Limits
Aldrin	ND	0.0016	0.0050	-	-	-
a-BHC	ND	0.0025	0.010	-	-	-
b-BHC	ND	0.0012	0.0050	-	-	-
d-BHC	ND	0.0012	0.0050	-	-	-
g-BHC	ND	0.0019	0.020	-	-	-
Chlordane (Technical)	ND	0.026	0.10	-	-	-
a-Chlordane	ND	0.0019	0.050	-	-	-
g-Chlordane	ND	0.0022	0.050	-	-	-
p,p-DDD	ND	0.0023	0.010	-	-	-
p,p-DDE	ND	0.0025	0.010	-	-	-
p,p-DDT	ND	0.0043	0.010	-	-	-
Dieldrin	ND	0.0029	0.010	-	-	-
Endosulfan I	ND	0.0022	0.020	-	-	-
Endosulfan II	ND	0.0049	0.020	-	-	-
Endosulfan sulfate	ND	0.0026	0.050	-	-	-
Endrin	ND	0.0034	0.010	-	-	-
Endrin aldehyde	ND	0.0036	0.050	-	-	-
Endrin ketone	ND	0.0039	0.050	-	-	-
Heptachlor	ND	0.0028	0.010	-	-	-
Heptachlor epoxide	ND	0.0030	0.010	-	-	-
Hexachlorobenzene	ND	0.0066	0.50	-	-	-
Hexachlorocyclopentadiene	ND	0.0052	1.0	-	-	-
Methoxychlor	ND	0.0048	0.10	-	-	-
Toxaphene	ND	0.12	0.50	-	-	-
Aroclor1016	ND	0.090	0.50	-	-	-
Aroclor1221	ND	0.090	0.50	-	-	-
Aroclor1232	ND	0.090	0.50	-	-	-
Aroclor1242	ND	0.090	0.50	-	-	-
Aroclor1248	ND	0.090	0.50	-	-	-
Aroclor1254	ND	0.090	0.50	-	-	-
Aroclor1260	ND	0.090	0.50	-	-	-
Surrogate Recovery						
Decachlorobiphenyl	1.0			1.25	82	70-130

(Cont.)

McCampbell Analytical, Inc.
"When Quality Counts"

1534 Willow Pass Road, Pittsburg, CA 94565-1701
Toll Free Telephone: (877) 252-9262 / Fax: (925) 252-9269
http://www.mccampbell.com / E-mail: main@mccampbell.com

Quality Control Report

Client:	Enthalpy Analytical	**WorkOrder:**	2204857
Date Prepared:	04/15/2022	**BatchID:**	243587
Date Analyzed:	04/15/2022 - 04/16/2022	**Extraction Method:**	SW3510C
Instrument:	GC22	**Analytical Method:**	SW8081A/8082
Matrix:	Water	**Unit:**	µg/L
Project:	EO-461330	**Sample ID:**	MB/LCS/LCSD-243587

QC Summary Report for SW8081A/8082

Analyte	LCS Result	LCSD Result	SPK Val	LCS %REC	LCSD %REC	LCS/LCSD Limits	RPD	RPD Limit
Aldrin	1.2	1.2	1.25	97	96	70-130	0.994	20
a-BHC	1.3	1.3	1.25	107	108	70-130	0.711	20
b-BHC	1.1	1.1	1.25	91	92	70-130	0.564	20
d-BHC	1.3	1.3	1.25	104	105	70-130	1.18	20
g-BHC	1.3	1.3	1.25	103	103	70-130	0.374	20
a-Chlordane	1.2	1.2	1.25	93	94	70-130	0.839	20
g-Chlordane	1.2	1.2	1.25	96	97	70-130	0.578	20
p,p-DDD	1.3	1.4	1.25	104	109	70-130	5.48	20
p,p-DDE	1.2	1.2	1.25	93	95	70-130	2.21	20
p,p-DDT	1.1	1.2	1.25	91	97	70-130	6.59	20
Dieldrin	1.2	1.2	1.25	96	98	70-130	2.09	20
Endosulfan I	1.1	1.2	1.25	92	92	70-130	0.691	20
Endosulfan II	1.1	1.2	1.25	91	96	70-130	5.06	20
Endosulfan sulfate	1.1	1.2	1.25	89	95	70-130	6.59	20
Endrin	1.3	1.4	1.25	107	113	70-130	4.72	20
Endrin aldehyde	1.0	1.1	1.25	82	87	50-130	6.47	20
Endrin ketone	1.1	1.2	1.25	87	93	70-130	6.67	20
Heptachlor	1.3	1.3	1.25	105	105	70-130	0.673	20
Heptachlor epoxide	1.2	1.2	1.25	93	93	70-130	0.456	20
Hexachlorobenzene	0.99	0.99	1.25	79	79	70-130	0.489	20
Hexachlorocyclopentadiene	0.83	1.3	1.25	66	102	60-130	42.2,F2	20
Methoxychlor	1.1	1.2	1.25	89	97	70-130	8.70	20
Aroclor1016	4.1	4.1	3.75	110	109	70-130	0.704	20
Aroclor1260	3.5	3.7	3.75	94	98	70-130	3.67	20
Surrogate Recovery								
Decachlorobiphenyl	1.0	1.1	1.25	83	89	70-130	7.05	20

McCampbell Analytical, Inc.
1534 Willow Pass Rd
Pittsburg, CA 94565-1701
(925) 252-9262

CHAIN-OF-CUSTODY RECORD

WorkOrder: 2204857 **ClientCode: CTLB**

☐ WaterTrax ☐ CLIP ☐ EDF ☑ EQuIS ☑ Dry-Weight ☑ Email ☐ HardCopy ☐ ThirdParty ☐ J-flag
☑ Detection Summary ☑ Excel [A1_w/QC_noMDL (Hist)]

Report to:
Sophia Baughman
Enthalpy Analytical
2323 Fifth Street
Berkeley, CA 94710
(510) 204-2233 FAX: 510-486-0532

Email: sophia.baughman@enthalpy.com
cc/3rd Party: incomingreports@enthalpy.com;
PO:
Project: EO-461330

Bill to:
Nicole Kennedy
Enthalpy Analytical
2323 Fifth Street
Berkeley, CA 94710
003EL_AP@montrose-env.com

Requested TAT: **5 days;**

Date Received: **04/14/2022**
Date Logged: **04/15/2022**

Lab ID	Client ID	Matrix	Collection Date	Hold	Requested Tests (See legend below)											
					1	2	3	4	5	6	7	8	9	10	11	12
2204857-001	SSJ-01-0.25	Soil	4/12/2022 09:30	☐	A		A	A								
2204857-002	SSJ-01-2.5	Soil	4/12/2022 09:35	☐	A		A	A								
2204857-003	SSJ-01-5	Soil	4/12/2022 09:45	☐	A		A	A								
2204857-004	SSJ-02-0.25	Soil	4/12/2022 10:40	☐	A		A	A								
2204857-005	SSJ-02-2.5	Soil	4/12/2022 10:45	☐	A		A	A								
2204857-006	SSJ-02-5	Soil	4/12/2022 10:55	☐	A		A	A								
2204857-007	SSJ-03-0.25	Soil	4/12/2022 11:05	☐	A		A	A								
2204857-008	SSJ-03-2.5	Soil	4/12/2022 11:10	☐	A		A	A								
2204857-009	SSJ-03-4	Soil	4/12/2022 11:15	☐	A		A	A								
2204857-010	SSJ-04-0.25	Soil	4/12/2022 12:10	☐	A		A	A								
2204857-011	SSJ-01-20	Water	4/12/2022 09:45	☐		A		A								
2204857-012	SSJ-04-15	Water	4/12/2022 12:30	☐		A		A								
2204857-013	SSJ-04-2.5	Soil	4/12/2022 12:10	☐	A		A	A								
2204857-014	SSJ-04-5	Soil	4/12/2022 12:15	☐	A		A	A								
2204857-015	SSJ-05-0.25	Soil	4/12/2022 13:50	☐	A		A	A								

Test Legend:

1	8081PCB_S	2	8081PCB_W	3	PERmoist_S	4	PRDisposal Fee
5		6		7		8	
9		10		11		12	

Prepared by: Cassandra Gallegos

Comments:

NOTE: Soil samples are discarded 60 days after receipt unless other arrangements are made (Water samples are 30 days).
Hazardous samples will be returned to client or disposed of at client expense.

McCampbell Analytical, Inc.
1534 Willow Pass Rd
Pittsburg, CA 94565-1701
(925) 252-9262

CHAIN-OF-CUSTODY RECORD

WorkOrder: 2204857 **ClientCode: CTLB**

☐ WaterTrax ☐ CLIP ☐ EDF ☑ EQuIS ☑ Dry-Weight ☑ Email ☐ HardCopy ☐ ThirdParty ☐ J-flag
☑ Detection Summary ☑ Excel [A1_w/QC_noMDL (Hist)]

Report to:
Sophia Baughman
Enthalpy Analytical
2323 Fifth Street
Berkeley, CA 94710
(510) 204-2233 FAX: 510-486-0532

Email: sophia.baughman@enthalpy.com
cc/3rd Party: incomingreports@enthalpy.com;
PO:
Project: EO-461330

Bill to:
Nicole Kennedy
Enthalpy Analytical
2323 Fifth Street
Berkeley, CA 94710
003EL_AP@montrose-env.com

Requested TAT: **5 days;**

Date Received: **04/14/2022**
Date Logged: **04/15/2022**

Lab ID	Client ID	Matrix	Collection Date	Hold	Requested Tests (See legend below) 1	2	3	4	5	6	7	8	9	10	11	12
2204857-016	SSJ-05-5	Soil	4/12/2022 13:55	☐	A		A	A								
2204857-017	SSJ-06-0.25	Soil	4/12/2022 14:15	☐	A		A	A								
2204857-018	SSJ-06-2.5	Soil	4/12/2022 14:20	☐	A		A	A								
2204857-019	SSJ-06-5	Soil	4/12/2022 14:25	☐	A		A	A								
2204857-020	SSJ-07-0.25	Soil	4/12/2022 14:45	☐	A		A	A								
2204857-021	SSJ-07-2.5	Soil	4/12/2022 14:50	☐	A		A	A								
2204857-022	SSJ-07-5	Soil	4/12/2022 14:55	☐	A		A	A								
2204857-023	SSJ-08-0.25	Soil	4/12/2022 15:19	☐	A		A	A								
2204857-024	SSJ-08-3.25	Soil	4/12/2022 15:30	☐	A		A	A								
2204857-025	SSJ-09-0.25	Soil	4/12/2022 15:50	☐	A		A	A								
2204857-026	SSJ-09-2.5	Soil	4/12/2022 15:55	☐	A		A	A								
2204857-027	SSJ-09-5	Soil	4/12/2022 16:00	☐	A		A	A								
2204857-028	SSJ-DUP-1	Soil	4/12/2022 15:55	☐	A		A	A								
2204857-029	SSJ-10-0.25	Soil	4/12/2022 16:10	☐	A		A	A								
2204857-030	SSJ-10-2.5	Soil	4/12/2022 16:15	☐	A		A	A								

Test Legend:

1	8081PCB_S	2	8081PCB_W	3	PERmoist_S	4	PRDisposal Fee
5		6		7		8	
9		10		11		12	

Prepared by: Cassandra Gallegos

Comments:

NOTE: Soil samples are discarded 60 days after receipt unless other arrangements are made (Water samples are 30 days).
Hazardous samples will be returned to client or disposed of at client expense.

McCampbell Analytical, Inc.
1534 Willow Pass Rd
Pittsburg, CA 94565-1701
(925) 252-9262

CHAIN-OF-CUSTODY RECORD

WorkOrder: 2204857 **ClientCode: CTLB**

☐ WaterTrax ☐ CLIP ☐ EDF ☐ EQuIS ☑ Dry-Weight ☑ Email ☐ HardCopy ☐ ThirdParty ☐ J-flag
☐ Detection Summary ☑ Excel [A1_w/QC_noMDL (Hist)]

Report to:
Sophia Baughman
Enthalpy Analytical
2323 Fifth Street
Berkeley, CA 94710
(510) 204-2233 FAX: 510-486-0532

Email: sophia.baughman@enthalpy.com
cc/3rd Party: incomingreports@enthalpy.com;
PO:
Project: EO-461330

Bill to:
Nicole Kennedy
Enthalpy Analytical
2323 Fifth Street
Berkeley, CA 94710
003EL_AP@montrose-env.com

Requested TAT: **5 days;**

Date Received: **04/14/2022**
Date Logged: **04/15/2022**

Lab ID	Client ID	Matrix	Collection Date	Hold	Requested Tests (See legend below) 1	2	3	4	5	6	7	8	9	10	11	12
2204857-031	SSJ-10-5	Soil	4/12/2022 16:20	☐	A		A	A								
2204857-032	SSJ-DUP-2	Soil	4/12/2022 16:15	☐	A		A	A								
2204857-033	SSJ-11-0.25	Soil	4/12/2022 16:20	☐	A		A	A								
2204857-034	SSJ-11-2.5	Soil	4/12/2022 16:25	☐	A		A	A								
2204857-035	SSJ-11-5	Soil	4/12/2022 16:30	☐	A		A	A								
2204857-036	SSJ-DUP-3	Soil	4/12/2022 16:30	☐	A		A	A								
2204857-037	SSJ-12-0.25	Soil	4/12/2022 16:35	☐	A		A	A								
2204857-038	SSJ-12-2.5	Soil	4/12/2022 16:40	☐	A		A	A								
2204857-039	SSJ-12-5	Soil	4/12/2022 16:45	☐	A		A	A								
2204857-040	SSJ-DUP-4	Soil	4/12/2022 16:35	☐	A		A	A								
2204857-041	SSJ-08-1.5	Soil	4/12/2022 15:25	☐	A		A	A								

Test Legend:

1	8081PCB_S	2	8081PCB_W	3	PERmoist_S	4	PRDisposal Fee
5		6		7		8	
9		10		11		12	

Prepared by: Cassandra Gallegos

Comments:

NOTE: Soil samples are discarded 60 days after receipt unless other arrangements are made (Water samples are 30 days).
Hazardous samples will be returned to client or disposed of at client expense.

McCampbell Analytical, Inc.
"When Quality Counts"

1534 Willow Pass Road, Pittsburg, CA 94565-1701
Toll Free Telephone: (877) 252-9262 / Fax: (925) 252-9269
http://www.mccampbell.com / E-mail: main@mccampbell.com

WORK ORDER SUMMARY

Client Name: ENTHALPY ANALYTICAL **Project:** EO-461330 **Work Order:** 2204857
Client Contact: Sophia Baughman **QC Level:** LEVEL 2
Contact's Email: sophia.baughman@enthalpy.com **Comments:** **Date Logged:** 4/15/2022

☐ WaterTrax ☐ WriteOn ☐ EDF ☑ Excel ☐ EQuIS ☑ Email ☐ HardCopy ☐ ThirdParty ☐ J-flag

LabID	ClientSampID	Matrix	Test Name	Containers /Composites	Bottle & Preservative	U**	Head Space	Dry-Weight	Collection Date & Time	TAT	Test Due Date	Sediment Content	Hold	Sub Out
001A	SSJ-01-0.25	Soil	SW 8000 (Percent Moisture)	1	2OZ GJ, Unpres	☐	☐	☐	4/12/2022 9:30	5 days	4/21/2022		☐	☐
			SW8081A/8082 (OC Pesticides+PCBs)			☐	☐	☐		5 days	4/21/2022		☐	☐
002A	SSJ-01-2.5	Soil	SW 8000 (Percent Moisture)	1	2OZ GJ, Unpres	☐	☐	☐	4/12/2022 9:35	5 days	4/21/2022		☐	☐
			SW8081A/8082 (OC Pesticides+PCBs)			☐	☐	☐		5 days	4/21/2022		☐	☐
003A	SSJ-01-5	Soil	SW 8000 (Percent Moisture)	1	2OZ GJ, Unpres	☐	☐	☐	4/12/2022 9:45	5 days	4/21/2022		☐	☐
			SW8081A/8082 (OC Pesticides+PCBs)			☐	☐	☐		5 days	4/21/2022		☐	☐
004A	SSJ-02-0.25	Soil	SW 8000 (Percent Moisture)	1	2OZ GJ, Unpres	☐	☐	☐	4/12/2022 10:40	5 days	4/21/2022		☐	☐
			SW8081A/8082 (OC Pesticides+PCBs)			☐	☐	☐		5 days	4/21/2022		☐	☐
005A	SSJ-02-2.5	Soil	SW 8000 (Percent Moisture)	1	2OZ GJ, Unpres	☐	☐	☐	4/12/2022 10:45	5 days	4/21/2022		☐	☐
			SW8081A/8082 (OC Pesticides+PCBs)			☐	☐	☐		5 days	4/21/2022		☐	☐
006A	SSJ-02-5	Soil	SW 8000 (Percent Moisture)	1	2OZ GJ, Unpres	☐	☐	☐	4/12/2022 10:55	5 days	4/21/2022		☐	☐
			SW8081A/8082 (OC Pesticides+PCBs)			☐	☐	☐		5 days	4/21/2022		☐	☐
007A	SSJ-03-0.25	Soil	SW 8000 (Percent Moisture)	1	2OZ GJ, Unpres	☐	☐	☐	4/12/2022 11:05	5 days	4/21/2022		☐	☐
			SW8081A/8082 (OC Pesticides+PCBs)			☐	☐	☐		5 days	4/21/2022		☐	☐
008A	SSJ-03-2.5	Soil	SW 8000 (Percent Moisture)	1	2OZ GJ, Unpres	☐	☐	☐	4/12/2022 11:10	5 days	4/21/2022		☐	☐

NOTES: * STLC and TCLP extractions require 2 days to complete; therefore, all TATs begin after the extraction is completed (i.e., One-day TAT yields results in 3 days from sample submission).

- MAI assumes that all material present in the provided sampling container is considered part of the sample - MAI does not exclude any material from the sample prior to sample preparation unless requested in writing by the client.

U = An unpreserved container was received for a method that suggests a preservation in order to extend hold time for analysis.**

McCampbell Analytical, Inc.
"When Quality Counts"

1534 Willow Pass Road, Pittsburg, CA 94565-1701
Toll Free Telephone: (877) 252-9262 / Fax: (925) 252-9269
http://www.mccampbell.com / E-mail: main@mccampbell.com

WORK ORDER SUMMARY

Client Name: ENTHALPY ANALYTICAL **Project:** EO-461330 **Work Order:** 2204857
Client Contact: Sophia Baughman **QC Level:** LEVEL 2
Contact's Email: sophia.baughman@enthalpy.com **Comments:** **Date Logged:** 4/15/2022

☐ WaterTrax ☐ WriteOn ☐ EDF ☑ Excel ☐ EQuIS ☑ Email ☐ HardCopy ☐ ThirdParty ☐ J-flag

LabID	ClientSampID	Matrix	Test Name	Containers /Composites	Bottle & Preservative	U**	Head Space	Dry-Weight	Collection Date & Time	TAT	Test Due Date	Sediment Content	Hold	Sub Out
008A	SSJ-03-2.5	Soil	SW8081A/8082 (OC Pesticides+PCBs)	1	2OZ GJ, Unpres	☐	☐	☐	4/12/2022 11:10	5 days	4/21/2022		☐	☐
009A	SSJ-03-4	Soil	SW 8000 (Percent Moisture)	1	2OZ GJ, Unpres	☐	☐	☐	4/12/2022 11:15	5 days	4/21/2022		☐	☐
			SW8081A/8082 (OC Pesticides+PCBs)			☐	☐	☐		5 days	4/21/2022		☐	☐
010A	SSJ-04-0.25	Soil	SW 8000 (Percent Moisture)	1	2OZ GJ, Unpres	☐	☐	☐	4/12/2022 12:10	5 days	4/21/2022		☐	☐
			SW8081A/8082 (OC Pesticides+PCBs)			☐	☐	☐		5 days	4/21/2022		☐	☐
011A	SSJ-01-20	Water	SW8081A/8082 (OC Pesticides+PCBs)	2	1LA Narrow Mouth, Unpres	☐	☐	☐	4/12/2022 9:45	5 days	4/21/2022		☐	☐
012A	SSJ-04-15	Water	SW8081A/8082 (OC Pesticides+PCBs)	2	1LA Narrow Mouth, Unpres	☐	☐	☐	4/12/2022 12:30	5 days	4/21/2022		☐	☐
013A	SSJ-04-2.5	Soil	SW 8000 (Percent Moisture)	1	2OZ GJ, Unpres	☐	☐	☐	4/12/2022 12:10	5 days	4/21/2022		☐	☐
			SW8081A/8082 (OC Pesticides+PCBs)			☐	☐	☐		5 days	4/21/2022		☐	☐
014A	SSJ-04-5	Soil	SW 8000 (Percent Moisture)	1	2OZ GJ, Unpres	☐	☐	☐	4/12/2022 12:15	5 days	4/21/2022		☐	☐
			SW8081A/8082 (OC Pesticides+PCBs)			☐	☐	☐		5 days	4/21/2022		☐	☐
015A	SSJ-05-0.25	Soil	SW 8000 (Percent Moisture)	1	2OZ GJ, Unpres	☐	☐	☐	4/12/2022 13:50	5 days	4/21/2022		☐	☐
			SW8081A/8082 (OC Pesticides+PCBs)			☐	☐	☐		5 days	4/21/2022		☐	☐
016A	SSJ-05-5	Soil	SW 8000 (Percent Moisture)	1	2OZ GJ, Unpres	☐	☐	☐	4/12/2022 13:55	5 days	4/21/2022		☐	☐

NOTES: * STLC and TCLP extractions require 2 days to complete; therefore, all TATs begin after the extraction is completed (i.e., One-day TAT yields results in 3 days from sample submission).

- MAI assumes that all material present in the provided sampling container is considered part of the sample - MAI does not exclude any material from the sample prior to sample preparation unless requested in writing by the client.

U = An unpreserved container was received for a method that suggests a preservation in order to extend hold time for analysis.**

McCampbell Analytical, Inc.
"When Quality Counts"

1534 Willow Pass Road, Pittsburg, CA 94565-1701
Toll Free Telephone: (877) 252-9262 / Fax: (925) 252-9269
http://www.mccampbell.com / E-mail: main@mccampbell.com

WORK ORDER SUMMARY

Client Name: ENTHALPY ANALYTICAL **Project:** EO-461330 **Work Order:** 2204857
Client Contact: Sophia Baughman **QC Level:** LEVEL 2
Contact's Email: sophia.baughman@enthalpy.com **Comments:** **Date Logged:** 4/15/2022

☐ WaterTrax ☐ WriteOn ☐ EDF ☑ Excel ☐ EQuIS ☑ Email ☐ HardCopy ☐ ThirdParty ☐ J-flag

LabID	ClientSampID	Matrix	Test Name	Containers /Composites	Bottle & Preservative	U**	Head Space	Dry-Weight	Collection Date & Time	TAT	Test Due Date	Sediment Content	Hold	Sub Out
016A	SSJ-05-5	Soil	SW8081A/8082 (OC Pesticides+PCBs)	1	2OZ GJ, Unpres	☐	☐	☐	4/12/2022 13:55	5 days	4/21/2022		☐	☐
017A	SSJ-06-0.25	Soil	SW 8000 (Percent Moisture)	1	2OZ GJ, Unpres	☐	☐	☐	4/12/2022 14:15	5 days	4/21/2022		☐	☐
			SW8081A/8082 (OC Pesticides+PCBs)			☐	☐	☐		5 days	4/21/2022		☐	☐
018A	SSJ-06-2.5	Soil	SW 8000 (Percent Moisture)	1	2OZ GJ, Unpres	☐	☐	☐	4/12/2022 14:20	5 days	4/21/2022		☐	☐
			SW8081A/8082 (OC Pesticides+PCBs)			☐	☐	☐		5 days	4/21/2022		☐	☐
019A	SSJ-06-5	Soil	SW 8000 (Percent Moisture)	1	2OZ GJ, Unpres	☐	☐	☐	4/12/2022 14:25	5 days	4/21/2022		☐	☐
			SW8081A/8082 (OC Pesticides+PCBs)			☐	☐	☐		5 days	4/21/2022		☐	☐
020A	SSJ-07-0.25	Soil	SW 8000 (Percent Moisture)	1	2OZ GJ, Unpres	☐	☐	☐	4/12/2022 14:45	5 days	4/21/2022		☐	☐
			SW8081A/8082 (OC Pesticides+PCBs)			☐	☐	☐		5 days	4/21/2022		☐	☐
021A	SSJ-07-2.5	Soil	SW 8000 (Percent Moisture)	1	2OZ GJ, Unpres	☐	☐	☐	4/12/2022 14:50	5 days	4/21/2022		☐	☐
			SW8081A/8082 (OC Pesticides+PCBs)			☐	☐	☐		5 days	4/21/2022		☐	☐
022A	SSJ-07-5	Soil	SW 8000 (Percent Moisture)	1	2OZ GJ, Unpres	☐	☐	☐	4/12/2022 14:55	5 days	4/21/2022		☐	☐
			SW8081A/8082 (OC Pesticides+PCBs)			☐	☐	☐		5 days	4/21/2022		☐	☐
023A	SSJ-08-0.25	Soil	SW 8000 (Percent Moisture)	1	2OZ GJ, Unpres	☐	☐	☐	4/12/2022 15:19	5 days	4/21/2022		☐	☐
			SW8081A/8082 (OC Pesticides+PCBs)			☐	☐	☐		5 days	4/21/2022		☐	☐

NOTES: * STLC and TCLP extractions require 2 days to complete; therefore, all TATs begin after the extraction is completed (i.e., One-day TAT yields results in 3 days from sample submission).

- MAI assumes that all material present in the provided sampling container is considered part of the sample - MAI does not exclude any material from the sample prior to sample preparation unless requested in writing by the client.

U = An unpreserved container was received for a method that suggests a preservation in order to extend hold time for analysis.**

McCampbell Analytical, Inc.
"When Quality Counts"

1534 Willow Pass Road, Pittsburg, CA 94565-1701
Toll Free Telephone: (877) 252-9262 / Fax: (925) 252-9269
http://www.mccampbell.com / E-mail: main@mccampbell.com

WORK ORDER SUMMARY

Client Name: ENTHALPY ANALYTICAL **Project:** EO-461330 **Work Order:** 2204857
Client Contact: Sophia Baughman **QC Level:** LEVEL 2
Contact's Email: sophia.baughman@enthalpy.com **Comments:** **Date Logged:** 4/15/2022

☐ WaterTrax ☐ WriteOn ☐ EDF ☑ Excel ☐ EQuIS ☑ Email ☐ HardCopy ☐ ThirdParty ☐ J-flag

LabID	ClientSampID	Matrix	Test Name	Containers /Composites	Bottle & Preservative	U**	Head Space	Dry-Weight	Collection Date & Time	TAT	Test Due Date	Sediment Content	Hold	Sub Out
024A	SSJ-08-3.25	Soil	SW 8000 (Percent Moisture)	1	2OZ GJ, Unpres	☐	☐	☐	4/12/2022 15:30	5 days	4/21/2022		☐	☐
			SW8081A/8082 (OC Pesticides+PCBs)			☐	☐	☐		5 days	4/21/2022		☐	☐
025A	SSJ-09-0.25	Soil	SW 8000 (Percent Moisture)	1	2OZ GJ, Unpres	☐	☐	☐	4/12/2022 15:50	5 days	4/21/2022		☐	☐
			SW8081A/8082 (OC Pesticides+PCBs)			☐	☐	☐		5 days	4/21/2022		☐	☐
026A	SSJ-09-2.5	Soil	SW 8000 (Percent Moisture)	1	2OZ GJ, Unpres	☐	☐	☐	4/12/2022 15:55	5 days	4/21/2022		☐	☐
			SW8081A/8082 (OC Pesticides+PCBs)			☐	☐	☐		5 days	4/21/2022		☐	☐
027A	SSJ-09-5	Soil	SW 8000 (Percent Moisture)	1	2OZ GJ, Unpres	☐	☐	☐	4/12/2022 16:00	5 days	4/21/2022		☐	☐
			SW8081A/8082 (OC Pesticides+PCBs)			☐	☐	☐		5 days	4/21/2022		☐	☐
028A	SSJ-DUP-1	Soil	SW 8000 (Percent Moisture)	1	2OZ GJ, Unpres	☐	☐	☐	4/12/2022 15:55	5 days	4/21/2022		☐	☐
			SW8081A/8082 (OC Pesticides+PCBs)			☐	☐	☐		5 days	4/21/2022		☐	☐
029A	SSJ-10-0.25	Soil	SW 8000 (Percent Moisture)	1	2OZ GJ, Unpres	☐	☐	☐	4/12/2022 16:10	5 days	4/21/2022		☐	☐
			SW8081A/8082 (OC Pesticides+PCBs)			☐	☐	☐		5 days	4/21/2022		☐	☐
030A	SSJ-10-2.5	Soil	SW 8000 (Percent Moisture)	1	2OZ GJ, Unpres	☐	☐	☐	4/12/2022 16:15	5 days	4/21/2022		☐	☐
			SW8081A/8082 (OC Pesticides+PCBs)			☐	☐	☐		5 days	4/21/2022		☐	☐
031A	SSJ-10-5	Soil	SW 8000 (Percent Moisture)	1	2OZ GJ, Unpres	☐	☐	☐	4/12/2022 16:20	5 days	4/21/2022		☐	☐

NOTES: * STLC and TCLP extractions require 2 days to complete; therefore, all TATs begin after the extraction is completed (i.e., One-day TAT yields results in 3 days from sample submission).

- MAI assumes that all material present in the provided sampling container is considered part of the sample - MAI does not exclude any material from the sample prior to sample preparation unless requested in writing by the client.

U = An unpreserved container was received for a method that suggests a preservation in order to extend hold time for analysis.**

McCampbell Analytical, Inc.
"When Quality Counts"

1534 Willow Pass Road, Pittsburg, CA 94565-1701
Toll Free Telephone: (877) 252-9262 / Fax: (925) 252-9269
http://www.mccampbell.com / E-mail: main@mccampbell.com

WORK ORDER SUMMARY

Client Name: ENTHALPY ANALYTICAL **Project:** EO-461330 **Work Order:** 2204857
Client Contact: Sophia Baughman **QC Level:** LEVEL 2
Contact's Email: sophia.baughman@enthalpy.com **Comments:** **Date Logged:** 4/15/2022

☐ WaterTrax ☐ WriteOn ☐ EDF ☑ Excel ☐ EQuIS ☑ Email ☐ HardCopy ☐ ThirdParty ☐ J-flag

LabID	ClientSampID	Matrix	Test Name	Containers /Composites	Bottle & Preservative	U**	Head Space	Dry-Weight	Collection Date & Time	TAT	Test Due Date	Sediment Content	Hold	Sub Out
031A	SSJ-10-5	Soil	SW8081A/8082 (OC Pesticides+PCBs)	1	2OZ GJ, Unpres	☐	☐	☐	4/12/2022 16:20	5 days	4/21/2022		☐	☐
032A	SSJ-DUP-2	Soil	SW 8000 (Percent Moisture)	1	2OZ GJ, Unpres	☐	☐	☐	4/12/2022 16:15	5 days	4/21/2022		☐	☐
			SW8081A/8082 (OC Pesticides+PCBs)			☐	☐	☐		5 days	4/21/2022		☐	☐
033A	SSJ-11-0.25	Soil	SW 8000 (Percent Moisture)	1	2OZ GJ, Unpres	☐	☐	☐	4/12/2022 16:20	5 days	4/21/2022		☐	☐
			SW8081A/8082 (OC Pesticides+PCBs)			☐	☐	☐		5 days	4/21/2022		☐	☐
034A	SSJ-11-2.5	Soil	SW 8000 (Percent Moisture)	1	2OZ GJ, Unpres	☐	☐	☐	4/12/2022 16:25	5 days	4/21/2022		☐	☐
			SW8081A/8082 (OC Pesticides+PCBs)			☐	☐	☐		5 days	4/21/2022		☐	☐
035A	SSJ-11-5	Soil	SW 8000 (Percent Moisture)	1	2OZ GJ, Unpres	☐	☐	☐	4/12/2022 16:30	5 days	4/21/2022		☐	☐
			SW8081A/8082 (OC Pesticides+PCBs)			☐	☐	☐		5 days	4/21/2022		☐	☐
036A	SSJ-DUP-3	Soil	SW 8000 (Percent Moisture)	1	2OZ GJ, Unpres	☐	☐	☐	4/12/2022 16:30	5 days	4/21/2022		☐	☐
			SW8081A/8082 (OC Pesticides+PCBs)			☐	☐	☐		5 days	4/21/2022		☐	☐
037A	SSJ-12-0.25	Soil	SW 8000 (Percent Moisture)	1	2OZ GJ, Unpres	☐	☐	☐	4/12/2022 16:35	5 days	4/21/2022		☐	☐
			SW8081A/8082 (OC Pesticides+PCBs)			☐	☐	☐		5 days	4/21/2022		☐	☐
038A	SSJ-12-2.5	Soil	SW 8000 (Percent Moisture)	1	2OZ GJ, Unpres	☐	☐	☐	4/12/2022 16:40	5 days	4/21/2022		☐	☐
			SW8081A/8082 (OC Pesticides+PCBs)			☐	☐	☐		5 days	4/21/2022		☐	☐

NOTES: * STLC and TCLP extractions require 2 days to complete; therefore, all TATs begin after the extraction is completed (i.e., One-day TAT yields results in 3 days from sample submission).

- MAI assumes that all material present in the provided sampling container is considered part of the sample - MAI does not exclude any material from the sample prior to sample preparation unless requested in writing by the client.

U = An unpreserved container was received for a method that suggests a preservation in order to extend hold time for analysis.**

McCampbell Analytical, Inc.
"When Quality Counts"

1534 Willow Pass Road, Pittsburg, CA 94565-1701
Toll Free Telephone: (877) 252-9262 / Fax: (925) 252-9269
http://www.mccampbell.com / E-mail: main@mccampbell.com

WORK ORDER SUMMARY

Client Name: ENTHALPY ANALYTICAL **Project:** EO-461330 **Work Order:** 2204857
Client Contact: Sophia Baughman **QC Level:** LEVEL 2
Contact's Email: sophia.baughman@enthalpy.com **Comments:** **Date Logged:** 4/15/2022

☐ WaterTrax ☐ WriteOn ☐ EDF ☑ Excel ☐ EQuIS ☑ Email ☐ HardCopy ☐ ThirdParty ☐ J-flag

LabID	ClientSampID	Matrix	Test Name	Containers /Composites	Bottle & Preservative	U**	Head Space	Dry-Weight	Collection Date & Time	TAT	Test Due Date	Sediment Content	Hold	Sub Out
039A	SSJ-12-5	Soil	SW 8000 (Percent Moisture)	1	2OZ GJ, Unpres	☐	☐	☐	4/12/2022 16:45	5 days	4/21/2022		☐	☐
			SW8081A/8082 (OC Pesticides+PCBs)			☐	☐	☐		5 days	4/21/2022		☐	☐
040A	SSJ-DUP-4	Soil	SW 8000 (Percent Moisture)	1	2OZ GJ, Unpres	☐	☐	☐	4/12/2022 16:35	5 days	4/21/2022		☐	☐
			SW8081A/8082 (OC Pesticides+PCBs)			☐	☐	☐		5 days	4/21/2022		☐	☐
041A	SSJ-08-1.5	Soil	SW 8000 (Percent Moisture)	1	2OZ GJ, Unpres	☐	☐	☐	4/12/2022 15:25	5 days	4/21/2022		☐	☐
			SW8081A/8082 (OC Pesticides+PCBs)			☐	☐	☐		5 days	4/21/2022		☐	☐

NOTES: * STLC and TCLP extractions require 2 days to complete; therefore, all TATs begin after the extraction is completed (i.e., One-day TAT yields results in 3 days from sample submission).

- MAI assumes that all material present in the provided sampling container is considered part of the sample - MAI does not exclude any material from the sample prior to sample preparation unless requested in writing by the client.

U = An unpreserved container was received for a method that suggests a preservation in order to extend hold time for analysis.**

220857

Enthalpy Analytical - Orange
Orange, CA 92868
(714) 771-6900 / Fax: (510) 486-0532

Subcontract Laboratory:
McCampbell Analytical, Inc.
1534 Willow Pass Rd.
Pittsburg, CA 94565
ATTN: Angela Rydelius
PO #: Required, to be sent via email

Enthalpy Order: EO-461330
PM: Sophia Baughman
Email: sophia.baughman@enthalpy.com
CC: incomingreports@enthalpy.com
Phone: (714) 771-6900

Results Due: Standard TAT
Report Level: II
Report To: RL
EDDs: Standard Excel EDD

Notes:

Sample ID	Collected	Lab ID	# Cont.	Matrix	Analysis Requested	Comment
SSJ-01-0.25	12-APR-2022 09:30	461330-001	1	Soil	EPA 8081 Organochlorine Pesticides	Report to dry weight
			1	Soil	EPA 8082 PCBs	Report to dry weight
SSJ-01-2.5	12-APR-2022 09:35	461330-002	1	Soil	EPA 8081 Organochlorine Pesticides	Report to dry weight
			1	Soil	EPA 8082 PCBs	Report to dry weight
SSJ-01-5	12-APR-2022 09:45	461330-003	1	Soil	EPA 8081 Organochlorine Pesticides	Report to dry weight
			1	Soil	EPA 8082 PCBs	Report to dry weight
SSJ-02-0.25	12-APR-2022 10:40	461330-004	1	Soil	EPA 8081 Organochlorine Pesticides	Report to dry weight
			1	Soil	EPA 8082 PCBs	Report to dry weight
SSJ-02-2.5	12-APR-2022 10:45	461330-005	1	Soil	EPA 8081 Organochlorine Pesticides	Report to dry weight
			1	Soil	EPA 8082 PCBs	Report to dry weight
SSJ-02-5	12-APR-2022 10:55	461330-006	1	Soil	EPA 8081 Organochlorine Pesticides	Report to dry weight
			1	Soil	EPA 8082 PCBs	Report to dry weight
SSJ-03-0.25	12-APR-2022 11:05	461330-007	1	Soil	EPA 8081 Organochlorine Pesticides	Report to dry weight
			1	Soil	EPA 8082 PCBs	Report to dry weight
SSJ-03-2.5	12-APR-2022 11:10	461330-008	1	Soil	EPA 8081 Organochlorine Pesticides	Report to dry weight
			1	Soil	EPA 8082 PCBs	Report to dry weight
SSJ-03-4	12-APR-2022 11:15	461330-009	1	Soil	EPA 8081 Organochlorine Pesticides	Report to dry weight
			1	Soil	EPA 8082 PCBs	Report to dry weight
SSJ-04-0.25	12-APR-2022 12:10	461330-010	1	Soil	EPA 8081 Organochlorine Pesticides	Report to dry weight
			1	Soil	EPA 8082 PCBs	Report to dry weight
SSJ-01-20	12-APR-2022 09:45	461330-011	1	Water	Organochloride Pesticides	Report to dry weight
			1	Water	EPA 8082 PCBs	Report to dry weight
SSJ-04-15	12-APR-2022 12:30	461330-012	1	Water	Organochloride Pesticides	Report to dry weight
			1	Water	EPA 8082 PCBs	Report to dry weight
SSJ-04-2.5	12-APR-2022 12:10	461330-013	1	Soil	EPA 8081 Organochlorine Pesticides	Report to dry weight
			1	Soil	EPA 8082 PCBs	Report to dry weight
SSJ-04-5	12-APR-2022 12:15	461330-014	1	Soil	EPA 8081 Organochlorine Pesticides	Report to dry weight
			1	Soil	EPA 8082 PCBs	Report to dry weight
SSJ-05-0.25	12-APR-2022 13:50	461330-015	1	Soil	EPA 8081 Organochlorine Pesticides	Report to dry weight
			1	Soil	EPA 8082 PCBs	Report to dry weight
SSJ-05-5	12-APR-2022 13:55	461330-016	1	Soil	EPA 8081 Organochlorine Pesticides	Report to dry weight
			1	Soil	EPA 8082 PCBs	Report to dry weight
SSJ-06-0.25	12-APR-2022 14:15	461330-017	1	Soil	EPA 8081 Organochlorine Pesticides	Report to dry weight
			1	Soil	EPA 8082 PCBs	Report to dry weight
SSJ-06-2.5	12-APR-2022 14:20	461330-018	1	Soil	EPA 8081 Organochlorine Pesticides	Report to dry weight
			1	Soil	EPA 8082 PCBs	Report to dry weight
SSJ-06-5	12-APR-2022 14:25	461330-019	1	Soil	EPA 8081 Organochlorine Pesticides	Report to dry weight

							2204457
			1	Soil	EPA 8082 PCBs	Report to dry weight	
SSJ-07-0.25	12-APR-2022 14:45	461330-020	1	Soil	EPA 8081 Organochlorine Pesticides	Report to dry weight	
			1	Soil	EPA 8082 PCBs	Report to dry weight	
SSJ-07-2.5	12-APR-2022 14:50	461330-021	1	Soil	EPA 8081 Organochlorine Pesticides	Report to dry weight	
			1	Soil	EPA 8082 PCBs	Report to dry weight	
SSJ-07-5	12-APR-2022 14:55	461330-022	1	Soil	EPA 8081 Organochlorine Pesticides	Report to dry weight	
			1	Soil	EPA 8082 PCBs	Report to dry weight	
SSJ-08-0.25	12-APR-2022 15:19	461330-023	1	Soil	EPA 8081 Organochlorine Pesticides	Report to dry weight	
			1	Soil	EPA 8082 PCBs	Report to dry weight	
SSJ-08-3.25	12-APR-2022 15:30	461330-024	1	Soil	EPA 8081 Organochlorine Pesticides	Report to dry weight	
			1	Soil	EPA 8082 PCBs	Report to dry weight	
SSJ-09-0.25	12-APR-2022 15:50	461330-025	1	Soil	EPA 8081 Organochlorine Pesticides	Report to dry weight	
			1	Soil	EPA 8082 PCBs	Report to dry weight	
SSJ-09-2.5	12-APR-2022 15:55	461330-026	1	Soil	EPA 8081 Organochlorine Pesticides	Report to dry weight	
			1	Soil	EPA 8082 PCBs	Report to dry weight	
SSJ-09-5	12-APR-2022 16:00	461330-027	1	Soil	EPA 8081 Organochlorine Pesticides	Report to dry weight	
			1	Soil	EPA 8082 PCBs	Report to dry weight	
SSJ-DUP-1	12-APR-2022 15:55	461330-028	1	Soil	EPA 8081 Organochlorine Pesticides	Report to dry weight	
			1	Soil	EPA 8082 PCBs	Report to dry weight	
SSJ-10-0.25	12-APR-2022 16:10	461330-029	1	Soil	EPA 8081 Organochlorine Pesticides	Report to dry weight	
			1	Soil	EPA 8082 PCBs	Report to dry weight	
SSJ-10-2.5	12-APR-2022 16:15	461330-030	1	Soil	EPA 8081 Organochlorine Pesticides	Report to dry weight	
			1	Soil	EPA 8082 PCBs	Report to dry weight	
SSJ-10-5	12-APR-2022 16:20	461330-031	1	Soil	EPA 8081 Organochlorine Pesticides	Report to dry weight	
			1	Soil	EPA 8082 PCBs	Report to dry weight	
SSJ-DUP-2	12-APR-2022 16:15	461330-032	1	Soil	EPA 8081 Organochlorine Pesticides	Report to dry weight	
			1	Soil	EPA 8082 PCBs	Report to dry weight	
SSJ-11-0.25	12-APR-2022 16:20	461330-033	1	Soil	EPA 8081 Organochlorine Pesticides	Report to dry weight	
			1	Soil	EPA 8082 PCBs	Report to dry weight	
SSJ-11-2.5	12-APR-2022 16:25	461330-034	1	Soil	EPA 8081 Organochlorine Pesticides	Report to dry weight	
			1	Soil	EPA 8082 PCBs	Report to dry weight	
SSJ-11-5	12-APR-2022 16:30	461330-035	1	Soil	EPA 8081 Organochlorine Pesticides	Report to dry weight	
			1	Soil	EPA 8082 PCBs	Report to dry weight	
SSJ-DUP-3	12-APR-2022 16:30	461330-036	1	Soil	EPA 8081 Organochlorine Pesticides	Report to dry weight	
			1	Soil	EPA 8082 PCBs	Report to dry weight	
SSJ-12-0.25	12-APR-2022 16:35	461330-037	1	Soil	EPA 8081 Organochlorine Pesticides	Report to dry weight	
			1	Soil	EPA 8082 PCBs	Report to dry weight	
SSJ-12-2.5	12-APR-2022 16:40	461330-038	1	Soil	EPA 8081 Organochlorine Pesticides	Report to dry weight	
			1	Soil	EPA 8082 PCBs	Report to dry weight	
SSJ-12-5	12-APR-2022 16:45	461330-039	1	Soil	EPA 8081 Organochlorine Pesticides	Report to dry weight	
			1	Soil	EPA 8082 PCBs	Report to dry weight	
SSJ-DUP-4	12-APR-2022 16:35	461330-040	1	Soil	EPA 8081 Organochlorine Pesticides	Report to dry weight	
			1	Soil	EPA 8082 PCBs	Report to dry weight	
SSJ-08-1.5	12-APR-2022 15:25	461330-042	1	Soil	EPA 8081 Organochlorine Pesticides	Report to dry weight	
			1	Soil	EPA 8082 PCBs	Report to dry weight	

Notes:	Relinquished By:	Received By:
	[signature]	[signature]
	Date: 4/14/22 10:37	Date: 4/14/22 1037
	[signature]	Amanda Dallas
	Date: 4/14/22 1508	Date: 4/14/22 1508
	Date:	Date:

4.4° wet

ENTHALPY ANALYTICAL

Moisture

Lab #: 461330 **Project#:** 486691

Client: TRC Solutions, Inc. **Location:** Schnitzer Steel San Jose

Field ID:	SSJ-01-0.25	**Batch#:**	287746	**Analyzed:**	04/20/22
Lab ID:	461330-001	**Sampled:**	04/12/22	**Prep:**	METHOD
Matrix:	Soil	**Received:**	04/13/22	**Analysis:**	ASTM D2216
Diln Fac:	1.000	**Prepared:**	04/19/22	**Analyst:**	DNA

Analyte	Result	RL	Units
Moisture, Percent	**6**	1	%

Field ID:	SSJ-01-2.5	**Batch#:**	287746	**Analyzed:**	04/20/22
Lab ID:	461330-002	**Sampled:**	04/12/22	**Prep:**	METHOD
Matrix:	Soil	**Received:**	04/13/22	**Analysis:**	ASTM D2216
Diln Fac:	1.000	**Prepared:**	04/19/22	**Analyst:**	DNA

Analyte	Result	RL	Units
Moisture, Percent	**16**	1	%

Field ID:	SSJ-01-5	**Batch#:**	287746	**Analyzed:**	04/20/22
Lab ID:	461330-003	**Sampled:**	04/12/22	**Prep:**	METHOD
Matrix:	Soil	**Received:**	04/13/22	**Analysis:**	ASTM D2216
Diln Fac:	1.000	**Prepared:**	04/19/22	**Analyst:**	DNA

Analyte	Result	RL	Units
Moisture, Percent	**22**	1	%

Field ID:	SSJ-02-0.25	**Batch#:**	287746	**Analyzed:**	04/20/22
Lab ID:	461330-004	**Sampled:**	04/12/22	**Prep:**	METHOD
Matrix:	Soil	**Received:**	04/13/22	**Analysis:**	ASTM D2216
Diln Fac:	1.000	**Prepared:**	04/19/22	**Analyst:**	DNA

Analyte	Result	RL	Units
Moisture, Percent	**10**	1	%

Field ID:	SSJ-02-2.5	**Batch#:**	287746	**Analyzed:**	04/20/22
Lab ID:	461330-005	**Sampled:**	04/12/22	**Prep:**	METHOD
Matrix:	Soil	**Received:**	04/13/22	**Analysis:**	ASTM D2216
Diln Fac:	1.000	**Prepared:**	04/19/22	**Analyst:**	DNA

Analyte	Result	RL	Units
Moisture, Percent	**9**	1	%

Field ID:	SSJ-02-5	**Batch#:**	287746	**Analyzed:**	04/20/22
Lab ID:	461330-006	**Sampled:**	04/12/22	**Prep:**	METHOD
Matrix:	Soil	**Received:**	04/13/22	**Analysis:**	ASTM D2216
Diln Fac:	1.000	**Prepared:**	04/19/22	**Analyst:**	DNA

Analyte	Result	RL	Units
Moisture, Percent	**8**	1	%

ENTHALPY ANALYTICAL

Moisture

Lab #: 461330 **Project#:** 486691

Client: TRC Solutions, Inc. **Location:** Schnitzer Steel San Jose

Field ID: SSJ-03-0.25 **Batch#:** 287746 **Analyzed:** 04/20/22
Lab ID: 461330-007 **Sampled:** 04/12/22 **Prep:** METHOD
Matrix: Soil **Received:** 04/13/22 **Analysis:** ASTM D2216
Diln Fac: 1.000 **Prepared:** 04/19/22 **Analyst:** DNA

Analyte	Result	RL	Units
Moisture, Percent	**12**	1	%

Field ID: SSJ-03-2.5 **Batch#:** 287746 **Analyzed:** 04/20/22
Lab ID: 461330-008 **Sampled:** 04/12/22 **Prep:** METHOD
Matrix: Soil **Received:** 04/13/22 **Analysis:** ASTM D2216
Diln Fac: 1.000 **Prepared:** 04/19/22 **Analyst:** DNA

Analyte	Result	RL	Units
Moisture, Percent	**15**	1	%

Field ID: SSJ-03-4 **Batch#:** 287746 **Analyzed:** 04/20/22
Lab ID: 461330-009 **Sampled:** 04/12/22 **Prep:** METHOD
Matrix: Soil **Received:** 04/13/22 **Analysis:** ASTM D2216
Diln Fac: 1.000 **Prepared:** 04/19/22 **Analyst:** DNA

Analyte	Result	RL	Units
Moisture, Percent	**15**	1	%

Field ID: SSJ-04-0.25 **Batch#:** 287746 **Analyzed:** 04/20/22
Lab ID: 461330-010 **Sampled:** 04/12/22 **Prep:** METHOD
Matrix: Soil **Received:** 04/13/22 **Analysis:** ASTM D2216
Diln Fac: 1.000 **Prepared:** 04/19/22 **Analyst:** DNA

Analyte	Result	RL	Units
Moisture, Percent	**8**	1	%

Field ID: SSJ-04-2.5 **Batch#:** 287747 **Analyzed:** 04/20/22
Lab ID: 461330-013 **Sampled:** 04/12/22 **Prep:** METHOD
Matrix: Soil **Received:** 04/13/22 **Analysis:** ASTM D2216
Diln Fac: 1.000 **Prepared:** 04/19/22 **Analyst:** DNA

Analyte	Result	RL	Units
Moisture, Percent	**12**	1	%

Field ID: SSJ-04-5 **Batch#:** 287747 **Analyzed:** 04/20/22
Lab ID: 461330-014 **Sampled:** 04/12/22 **Prep:** METHOD
Matrix: Soil **Received:** 04/13/22 **Analysis:** ASTM D2216
Diln Fac: 1.000 **Prepared:** 04/19/22 **Analyst:** DNA

Analyte	Result	RL	Units
Moisture, Percent	**12**	1	%

ENTHALPY ANALYTICAL

Moisture

Lab #: 461330 **Project#:** 486691

Client: TRC Solutions, Inc. **Location:** Schnitzer Steel San Jose

Field ID:	SSJ-05-0.25	**Batch#:**	287747	**Analyzed:**	04/20/22
Lab ID:	461330-015	**Sampled:**	04/12/22	**Prep:**	METHOD
Matrix:	Soil	**Received:**	04/13/22	**Analysis:**	ASTM D2216
Dln Fac:	1.000	**Prepared:**	04/19/22	**Analyst:**	DNA

Analyte	Result	RL	Units
Moisture, Percent	**10**	1	%

Field ID:	SSJ-05-5	**Batch#:**	287747	**Analyzed:**	04/20/22
Lab ID:	461330-016	**Sampled:**	04/12/22	**Prep:**	METHOD
Matrix:	Soil	**Received:**	04/13/22	**Analysis:**	ASTM D2216
Dln Fac:	1.000	**Prepared:**	04/19/22	**Analyst:**	DNA

Analyte	Result	RL	Units
Moisture, Percent	**22**	1	%

Field ID:	SSJ-06-0.25	**Batch#:**	287747	**Analyzed:**	04/20/22
Lab ID:	461330-017	**Sampled:**	04/12/22	**Prep:**	METHOD
Matrix:	Soil	**Received:**	04/13/22	**Analysis:**	ASTM D2216
Dln Fac:	1.000	**Prepared:**	04/19/22	**Analyst:**	DNA

Analyte	Result	RL	Units
Moisture, Percent	**11**	1	%

Field ID:	SSJ-06-2.5	**Batch#:**	287747	**Analyzed:**	04/20/22
Lab ID:	461330-018	**Sampled:**	04/12/22	**Prep:**	METHOD
Matrix:	Soil	**Received:**	04/13/22	**Analysis:**	ASTM D2216
Dln Fac:	1.000	**Prepared:**	04/19/22	**Analyst:**	DNA

Analyte	Result	RL	Units
Moisture, Percent	**10**	1	%

Field ID:	SSJ-06-5	**Batch#:**	287747	**Analyzed:**	04/20/22
Lab ID:	461330-019	**Sampled:**	04/12/22	**Prep:**	METHOD
Matrix:	Soil	**Received:**	04/13/22	**Analysis:**	ASTM D2216
Dln Fac:	1.000	**Prepared:**	04/19/22	**Analyst:**	DNA

Analyte	Result	RL	Units
Moisture, Percent	**26**	1	%

Field ID:	SSJ-07-0.25	**Batch#:**	287747	**Analyzed:**	04/20/22
Lab ID:	461330-020	**Sampled:**	04/12/22	**Prep:**	METHOD
Matrix:	Soil	**Received:**	04/13/22	**Analysis:**	ASTM D2216
Dln Fac:	1.000	**Prepared:**	04/19/22	**Analyst:**	DNA

Analyte	Result	RL	Units
Moisture, Percent	**16**	1	%

ENTHALPY ANALYTICAL

Moisture

Lab #: 461330 **Project#:** 486691

Client: TRC Solutions, Inc. **Location:** Schnitzer Steel San Jose

Field ID: SSJ-07-2.5	**Batch#:** 287747	**Analyzed:** 04/20/22	
Lab ID: 461330-021	**Sampled:** 04/12/22	**Prep:** METHOD	
Matrix: Soil	**Received:** 04/13/22	**Analysis:** ASTM D2216	
Diln Fac: 1.000	**Prepared:** 04/19/22	**Analyst:** DNA	

Analyte	Result	RL	Units
Moisture, Percent	**13**	1	%

Field ID: SSJ-07-5	**Batch#:** 287747	**Analyzed:** 04/20/22	
Lab ID: 461330-022	**Sampled:** 04/12/22	**Prep:** METHOD	
Matrix: Soil	**Received:** 04/13/22	**Analysis:** ASTM D2216	
Diln Fac: 1.000	**Prepared:** 04/19/22	**Analyst:** DNA	

Analyte	Result	RL	Units
Moisture, Percent	**2**	1	%

Field ID: SSJ-08-0.25	**Batch#:** 287755	**Analyzed:** 04/19/22	
Lab ID: 461330-023	**Sampled:** 04/12/22	**Prep:** METHOD	
Matrix: Soil	**Received:** 04/13/22	**Analysis:** ASTM D2216	
Diln Fac: 1.000	**Prepared:** 04/19/22	**Analyst:** DNA	

Analyte	Result	RL	Units
Moisture, Percent	**6**	1	%

Field ID: SSJ-08-3.25	**Batch#:** 287755	**Analyzed:** 04/19/22	
Lab ID: 461330-024	**Sampled:** 04/12/22	**Prep:** METHOD	
Matrix: Soil	**Received:** 04/13/22	**Analysis:** ASTM D2216	
Diln Fac: 1.000	**Prepared:** 04/19/22	**Analyst:** DNA	

Analyte	Result	RL	Units
Moisture, Percent	**8**	1	%

Field ID: SSJ-09-0.25	**Batch#:** 287755	**Analyzed:** 04/19/22	
Lab ID: 461330-025	**Sampled:** 04/12/22	**Prep:** METHOD	
Matrix: Soil	**Received:** 04/13/22	**Analysis:** ASTM D2216	
Diln Fac: 1.000	**Prepared:** 04/19/22	**Analyst:** DNA	

Analyte	Result	RL	Units
Moisture, Percent	**19**	1	%

Field ID: SSJ-09-2.5	**Batch#:** 287755	**Analyzed:** 04/19/22	
Lab ID: 461330-026	**Sampled:** 04/12/22	**Prep:** METHOD	
Matrix: Soil	**Received:** 04/13/22	**Analysis:** ASTM D2216	
Diln Fac: 1.000	**Prepared:** 04/19/22	**Analyst:** DNA	

Analyte	Result	RL	Units
Moisture, Percent	**16**	1	%

ENTHALPY ANALYTICAL

Moisture

Lab #: 461330 **Project#:** 486691

Client: TRC Solutions, Inc. **Location:** Schnitzer Steel San Jose

Field ID:	SSJ-09-5	**Batch#:**	287755	**Analyzed:**	04/19/22
Lab ID:	461330-027	**Sampled:**	04/12/22	**Prep:**	METHOD
Matrix:	Soil	**Received:**	04/13/22	**Analysis:**	ASTM D2216
Dln Fac:	1.000	**Prepared:**	04/19/22	**Analyst:**	DNA

Analyte	Result	RL	Units
Moisture, Percent	**15**	1	%

Field ID:	SSJ-DUP-1	**Batch#:**	287755	**Analyzed:**	04/19/22
Lab ID:	461330-028	**Sampled:**	04/12/22	**Prep:**	METHOD
Matrix:	Soil	**Received:**	04/13/22	**Analysis:**	ASTM D2216
Dln Fac:	1.000	**Prepared:**	04/19/22	**Analyst:**	DNA

Analyte	Result	RL	Units
Moisture, Percent	**14**	1	%

Field ID:	SSJ-10-0.25	**Batch#:**	287755	**Analyzed:**	04/19/22
Lab ID:	461330-029	**Sampled:**	04/12/22	**Prep:**	METHOD
Matrix:	Soil	**Received:**	04/13/22	**Analysis:**	ASTM D2216
Dln Fac:	1.000	**Prepared:**	04/19/22	**Analyst:**	DNA

Analyte	Result	RL	Units
Moisture, Percent	**12**	1	%

Field ID:	SSJ-10-2.5	**Batch#:**	287755	**Analyzed:**	04/19/22
Lab ID:	461330-030	**Sampled:**	04/12/22	**Prep:**	METHOD
Matrix:	Soil	**Received:**	04/13/22	**Analysis:**	ASTM D2216
Dln Fac:	1.000	**Prepared:**	04/19/22	**Analyst:**	DNA

Analyte	Result	RL	Units
Moisture, Percent	**14**	1	%

Field ID:	SSJ-10-5	**Batch#:**	287755	**Analyzed:**	04/19/22
Lab ID:	461330-031	**Sampled:**	04/12/22	**Prep:**	METHOD
Matrix:	Soil	**Received:**	04/13/22	**Analysis:**	ASTM D2216
Dln Fac:	1.000	**Prepared:**	04/19/22	**Analyst:**	DNA

Analyte	Result	RL	Units
Moisture, Percent	**22**	1	%

Field ID:	SSJ-DUP-2	**Batch#:**	287755	**Analyzed:**	04/19/22
Lab ID:	461330-032	**Sampled:**	04/12/22	**Prep:**	METHOD
Matrix:	Soil	**Received:**	04/13/22	**Analysis:**	ASTM D2216
Dln Fac:	1.000	**Prepared:**	04/19/22	**Analyst:**	DNA

Analyte	Result	RL	Units
Moisture, Percent	**21**	1	%

ENTHALPY ANALYTICAL

Moisture

Lab #: 461330 **Project#:** 486691

Client: TRC Solutions, Inc. **Location:** Schnitzer Steel San Jose

Field ID:	SSJ-11-0.25	**Batch#:**	287756	**Analyzed:**	04/19/22
Lab ID:	461330-033	**Sampled:**	04/12/22	**Prep:**	METHOD
Matrix:	Soil	**Received:**	04/13/22	**Analysis:**	ASTM D2216
Dln Fac:	1.000	**Prepared:**	04/19/22	**Analyst:**	DNA

Analyte	Result	RL	Units
Moisture, Percent	**8**	1	%

Field ID:	SSJ-11-2.5	**Batch#:**	287756	**Analyzed:**	04/19/22
Lab ID:	461330-034	**Sampled:**	04/12/22	**Prep:**	METHOD
Matrix:	Soil	**Received:**	04/13/22	**Analysis:**	ASTM D2216
Dln Fac:	1.000	**Prepared:**	04/19/22	**Analyst:**	DNA

Analyte	Result	RL	Units
Moisture, Percent	**13**	1	%

Field ID:	SSJ-11-5	**Batch#:**	287756	**Analyzed:**	04/19/22
Lab ID:	461330-035	**Sampled:**	04/12/22	**Prep:**	METHOD
Matrix:	Soil	**Received:**	04/13/22	**Analysis:**	ASTM D2216
Dln Fac:	1.000	**Prepared:**	04/19/22	**Analyst:**	DNA

Analyte	Result	RL	Units
Moisture, Percent	**25**	1	%

Field ID:	SSJ-DUP-3	**Batch#:**	287756	**Analyzed:**	04/19/22
Lab ID:	461330-036	**Sampled:**	04/12/22	**Prep:**	METHOD
Matrix:	Soil	**Received:**	04/13/22	**Analysis:**	ASTM D2216
Dln Fac:	1.000	**Prepared:**	04/19/22	**Analyst:**	DNA

Analyte	Result	RL	Units
Moisture, Percent	**22**	1	%

Field ID:	SSJ-12-0.25	**Batch#:**	287756	**Analyzed:**	04/19/22
Lab ID:	461330-037	**Sampled:**	04/12/22	**Prep:**	METHOD
Matrix:	Soil	**Received:**	04/13/22	**Analysis:**	ASTM D2216
Dln Fac:	1.000	**Prepared:**	04/19/22	**Analyst:**	DNA

Analyte	Result	RL	Units
Moisture, Percent	**9**	1	%

Field ID:	SSJ-12-2.5	**Batch#:**	287756	**Analyzed:**	04/19/22
Lab ID:	461330-038	**Sampled:**	04/12/22	**Prep:**	METHOD
Matrix:	Soil	**Received:**	04/13/22	**Analysis:**	ASTM D2216
Dln Fac:	1.000	**Prepared:**	04/19/22	**Analyst:**	DNA

Analyte	Result	RL	Units
Moisture, Percent	**9**	1	%

ENTHALPY ANALYTICAL

Moisture

Lab #: 461330 **Project#:** 486691

Client: TRC Solutions, Inc. **Location:** Schnitzer Steel San Jose

Field ID:	SSJ-12-5	**Batch#:**	287756	**Analyzed:**	04/19/22
Lab ID:	461330-039	**Sampled:**	04/12/22	**Prep:**	METHOD
Matrix:	Soil	**Received:**	04/13/22	**Analysis:**	ASTM D2216
Dil n Fac:	1.000	**Prepared:**	04/19/22	**Analyst:**	DNA

Analyte	Result	RL	Units
Moisture, Percent	**27**	1	%

Field ID:	SSJ-DUP-4	**Batch#:**	287756	**Analyzed:**	04/19/22
Lab ID:	461330-040	**Sampled:**	04/12/22	**Prep:**	METHOD
Matrix:	Soil	**Received:**	04/13/22	**Analysis:**	ASTM D2216
Dil n Fac:	1.000	**Prepared:**	04/19/22	**Analyst:**	DNA

Analyte	Result	RL	Units
Moisture, Percent	**8**	1	%

Field ID:	SSJ-08-1.5	**Batch#:**	287756	**Analyzed:**	04/19/22
Lab ID:	461330-042	**Sampled:**	04/12/22	**Prep:**	METHOD
Matrix:	Soil	**Received:**	04/13/22	**Analysis:**	ASTM D2216
Dil n Fac:	1.000	**Prepared:**	04/19/22	**Analyst:**	DNA

Analyte	Result	RL	Units
Moisture, Percent	**8**	1	%

Legend

RL: Reporting Limit

McCampbell Analytical, Inc.
"When Quality Counts"

1534 Willow Pass Road, Pittsburg, CA 94565-1701
Toll Free Telephone: (877) 252-9262 / Fax: (925) 252-9269
http://www.mccampbell.com / E-mail: main@mccampbell.com

Client Supplied Moisture Content Data

Client Name: **Enthalpy Analytical** WorkOrder №: **2204857**
Project: **EO-461330**

SampID	ClientSampID	Percent Moisture in Wet-weight
2204857-001A	SSJ-01-0.25	6
2204857-002A	SSJ-01-2.5	16
2204857-003A	SSJ-01-5	22
2204857-004A	SSJ-02-0.25	10
2204857-005A	SSJ-02-2.5	9
2204857-006A	SSJ-02-5	8
2204857-007A	SSJ-03-0.25	12
2204857-008A	SSJ-03-2.5	15
2204857-009A	SSJ-03-4	15
2204857-010A	SSJ-04-0.25	8
2204857-013A	SSJ-04-2.5	12
2204857-014A	SSJ-04-5	12
2204857-015A	SSJ-05-0.25	10
2204857-016A	SSJ-05-5	22
2204857-017A	SSJ-06-0.25	11
2204857-018A	SSJ-06-2.5	10
2204857-019A	SSJ-06-5	26
2204857-020A	SSJ-07-0.25	16
2204857-021A	SSJ-07-2.5	13
2204857-022A	SSJ-07-5	2
2204857-023A	SSJ-08-0.25	6
2204857-024A	SSJ-08-3.25	8
2204857-025A	SSJ-09-0.25	19
2204857-026A	SSJ-09-2.5	16
2204857-027A	SSJ-09-5	15
2204857-028A	SSJ-DUP-1	14
2204857-029A	SSJ-10-0.25	12
2204857-030A	SSJ-10-2.5	14
2204857-031A	SSJ-10-5	22
2204857-032A	SSJ-DUP-2	21
2204857-033A	SSJ-11-0.25	8
2204857-034A	SSJ-11-2.5	13
2204857-035A	SSJ-11-5	25
2204857-036A	SSJ-DUP-3	22
2204857-037A	SSJ-12-0.25	9
2204857-038A	SSJ-12-2.5	9
2204857-039A	SSJ-12-5	27

McCampbell Analytical, Inc.
"When Quality Counts"

1534 Willow Pass Road, Pittsburg, CA 94565-1701
Toll Free Telephone: (877) 252-9262 / Fax: (925) 252-9269
http://www.mccampbell.com / E-mail: main@mccampbell.com

Client supplied Moisture Content data

Client Name: **Enthalpy Analytical**
Project: **EO-461330**

WorkOrder №: **2204857**

SampID	ClientSampID	Percent Moisture in Wet-weight
2204857-040A	SSJ-DUP-4	8
2204857-041A	SSJ-08-1.5	8

McCampbell Analytical, Inc.
"When Quality Counts"

1534 Willow Pass Road, Pittsburg, CA 94565-1701
Toll Free Telephone: (877) 252-9262 / Fax: (925) 252-9269
http://www.mccampbell.com / E-mail: main@mccampbell.com

Sample Receipt Checklist

Client Name: **Enthalpy Analytical**
Project: **EO-461330**

Date and Time Received: **4/14/2022 15:08**
Date Logged: **4/15/2022**
Received by: Cassandra Gallegos
Logged by: Cassandra Gallegos

WorkOrder №: **2204857** Matrix: Soil/Water
Carrier: Antonio Mason (MAI Courier)

Chain of Custody (COC) Information

Chain of custody present?	Yes ☑	No ☐	
Chain of custody signed when relinquished and received?	Yes ☑	No ☐	
Chain of custody agrees with sample labels?	Yes ☑	No ☐	
Sample IDs noted by Client on COC?	Yes ☑	No ☐	
Date and Time of collection noted by Client on COC?	Yes ☑	No ☐	
Sampler's name noted on COC?	Yes ☐	No ☑	
COC agrees with Quote?	Yes ☐	No ☐	NA ☑

Sample Receipt Information

Custody seals intact on shipping container/cooler?	Yes ☐	No ☐	NA ☑
Custody seals intact on sample bottles?	Yes ☐	No ☐	NA ☑
Shipping container/cooler in good condition?	Yes ☑	No ☐	
Samples in proper containers/bottles?	Yes ☑	No ☐	
Sample containers intact?	Yes ☑	No ☐	
Sufficient sample volume for indicated test?	Yes ☑	No ☐	

Sample Preservation and Hold Time (HT) Information

All samples received within holding time?	Yes ☑	No ☐	NA ☐
Samples Received on Ice?	Yes ☑	No ☐	
(Ice Type: WET ICE)			
Sample/Temp Blank temperature	Temp: 4.4°C		NA ☐
ZHS conditional analyses: VOA meets zero headspace requirement (VOCs, TPHg/BTEX, RSK)?	Yes ☐	No ☐	NA ☑
Sample labels checked for correct preservation?	Yes ☑	No ☐	
pH acceptable upon receipt (Metal: <2; Nitrate 353.2/4500NO3: <2; 522: <4; 218.7: >8)?	Yes ☐	No ☐	NA ☑
UCMR Samples:			
pH tested and acceptable upon receipt (200.7: ≤2; 533: 6 - 8; 537.1: 6 - 8)?	Yes ☐	No ☐	NA ☑
Free Chlorine tested and acceptable upon receipt (<0.1mg/L) [not applicable to 200.7]?	Yes ☐	No ☐	NA ☑

Comments:

43AN0029

LINDA S. ADAMS
SECRETARY FOR
ENVIRONMENTAL PROTECTION

CALIFORNIA INTEGRATED WASTE MANAGEMENT BOARD

ARNOLD SCHWARZENEGGER
GOVERNOR

1001 I STREET, SACRAMENTO, CALIFORNIA 95814• P.O. BOX 4025, SACRAMENTO, CALIFORNIA 95812-4025
(916) 341-6000 • WWW.CIWMB.CA.GOV

MARGO REID BROWN
CHAIR
MBROWN@CIWMB.CA.GOV
(916) 341-6051

WESLEY CHESBRO
WCHESBRO@CIWMB.CA.GOV
(916) 341-6039

JEFFREY DANZINGER
JDANZINGER@CIWMB.CA.GOV
(916) 341-6024

ROSALIE MULÉ
RMULE@CIWMB.CA.GOV
(916) 341-6016

GARY PETERSEN
GPETERSEN@CIWMB.CA.GOV
(916) 341-6035

APR 18 2007

701-H

Mr. Dennis Ferrier, Program Manager
City of San Jose Department of Planning,
Building, and Code Enforcement
170 W San Carlos Street
San Jose, CA 95113

RE: Receipt of Permit Document

Dear Mr. Ferrier:

This letter is to notify you that we are in receipt of a document regarding Beck's Property and Tree Service, Facility No. **43-AN-0029**. The following material was received at our office on April 16, 2007.

- Enforcement Agency Notification, dated March 19, 2007,
- Facility/Site Data Entry Form, dated April 6, 2007,
- Odor Impact Minimization Plan, dated September 14, 2006..

Any additional material relating to this facility should be submitted to me at the above address. If you have any questions, please contact me at (916) 341-6335.

Sincerely,

Virginia Humphreys
Permitting and Inspection Branch, Region 1
Permitting and Enforcement Division

INTEGRATED WASTE MANAGEMENT BOARD

43AN0029

ORIGINAL PRINTED ON 100 % POST-CONSUMER CONTENT, PROCESSED CHLORINE FREE PAPER

43AN0029
New #

LINDA S. ADAMS
SECRETARY FOR
ENVIRONMENTAL PROTECTION

CALIFORNIA INTEGRATED WASTE MANAGEMENT BOARD

ARNOLD SCHWARZENEGGER
GOVERNOR

1001 I STREET, P.O. BOX 4025 • SACRAMENTO, CALIFORNIA 95814-4025
(916) 341-6000 • WWW.CIWMB.CA.GOV

MARGO REID BROWN
CHAIR,
MBROWN@CIWMB.CA.GOV
(916) 341-6051

JEFFREY DANZINGER
JDANZINGER@CIWMB.CA.GOV
(916) 341-6024

ROSALIE MULÉ
RMULE@CIWMB.CA.GOV
(916) 341-6016

CHERYL PEACE
CPEACE@CIWMB.CA.GOV
(916) 341-6039

GARY PETERSEN
GPETERSEN@CIWMB.CA.GOV
(916) 341-6035

PAT WIGGINS
PWIGGINS@CIWMB.CA.GOV
(916) 341-6010

OCT 17 2006

701-H

Mr. Dennis Ferrier, Program Manager
City of San Jose Department of Planning,
Building, and Code Enforcement
170 W San Carlos Street
San Jose, CA 95113

RE: Receipt of Permit Documents

Dear Mr. Ferrier:

This letter is to notify you that we are in receipt of documents regarding the Beck's Property and Tree Service, Chipping and Grinding Operation, Facility No. **43-AN-0029**. The following materials were received at our office on October 10, 2006.

- Facility/Site Data Entry Form, dated September 29, 2006,
- Enforcement Agency Notification, dated September 27, 2006.

Please note that 43-AN-0029 is a New SWIS No. When sending correspondence regarding this site, please refer to the new SWIS No. on the documents.

Sincerely,

A Basquez

Angela Basquez
Permitting and Inspection Branch, Region 1
Permitting and Enforcement Division

INTEGRATED WASTE MANAGEMENT BOARD

43AN0029

PRINTED ON PAPER CONTAINING MINIMUM 30 PERCENT POST CONSUMER FIBERS

State of California
CIWMB 169 (Rev 4/04)

California Integrated Waste Management Board

A-025

ENFORCEMENT AGENCY NOTIFICATION

Enforcement Agency:	City of San Jose - LEA	Official Use Only	
		SWIS Number:	43-AN-0029
County:	Santa Clara County	Date Received:	

I. GENERAL INFORMATION

Operation Name:	Beck's Tree Service						
Address:	1055 Commercial Court, Lot E	City:	San Jose	State:	CA	Zip:	95112
Phone:	(408) 452-1143	Fax	(408) 441-1285				
Operator Name:	Rick Beck						
Address:	2324 Hwy 49 South	City:	Mariposa	State:	CA	Zip:	95338
Phone:	(209) 966-3755	Fax:	(209) 966-3755				
Land Owner:	Fay Johnson & Carole Keeton						
Address:	10150 Clayton Road	City:	San Jose	State:	CA	Zip:	95127
Phone:	(408) 274-6221	Fax:	N/A				

II. OPERATION INFORMATION

Authorizing Eligibility (State Section of 14 CCR Division 7, Chapter 3 or 3.1): See back for more details	CCR Title 14 Section 17862.1 ✓				
Type(s) of Waste/Material Handled:	Green & Wood Materials				
Volume of Waste/Material Handled:	110 TPD				
Peak Loading:	140 TPD ☐ Cubic Yards or ☒ Tons	Annual Loading:	34,320 ☐ Cubic Yards or ☒ Tons		
Days and Hours of Operation:	Mon – Sat 5:00am – 6:00pm	Operation Acreage:	4 +/-		
Brief Description of the Operation:	Chipping and Grinding Operation that mechanically reduces the size of incoming tree trimmings, incidental green material and lumber				

III. DOCUMENTATION OF LOCAL NOTIFICATION (check one and submit with EA Notification)

☐	Proof of Compliance with the California Environmental Quality Act (CEQA).
☐	Correspondence from the local planning department that compliance with CEQA is not required for the operation to obtain local land use approval.
☒	Written notice to the local planning department of the operator's intent to commence operations.

IV. OWNER/OPERATOR CERTIFICATION

I hereby certify under penalty of perjury that the information provided is true and accurate to the best of my knowledge and belief.

Signature of Land Owner:	Faye Johnson & Carole Keeton	Date:	9-15-06
Signature of Operator:	Rick M Beck	Date:	9-27-06

* Completion of this form is not required by regulation; however, it will provide the enforcement agency with the information required by 14 CCR 18103.1.

- A separate Notification is required for each eligible operation.

State of California
CIWMB 93
(Rev 8/05)

070181-20022

Compostable Materials Handling Operation and Facility Inspection Report

California Integrated Waste Management Board

Blue Black | Ink Pen

Enforcement Agency: City of San José

FACILITY FILE NUMBER: 43-AN-0029

INSPECTION DATE (MM/DD/YYYY): 12/19/2006

PROGRAM CODE *(Select only one code)*
● LEA Periodic ○ CIWMB Closed Sites ○ CIWMB Focused
○ LEA Focused ○ CIWMB Enforcement Agent ○ CIWMB Periodic

Time In: 9:45 Time Out: 10:45 **Inspection Time:** 1.0

For Official CIWMB Use Only
Received Date
MSD
JAN 17 2007
○ Attachments On File (Not Scanned)

Facility Name: Becks' Property and Tree Service

Facility Location: 1055 Commercial Court, Lot E

Inspector: Marty Pardun **Inspector Signature:** Marty Pardun

Received By (Operator): X

Owner:

Also Present: Rick Becks, Operator/owner

THE ABOVE FACILITY WAS INSPECTED FOR COMPLIANCE WITH APPLICABLE SECTIONS OF DIVISION 30 OF THE PUBLIC RESOURCES CODE (PRC), AND TITLE 14 AND TITLE 27 CALIFORNIA CODE OF REGULATIONS (CCR).

THE STANDARDS BELOW ARE CONSIDERED IN COMPLIANCE UNLESS OTHERWISE MARKED WITH ONE OF THE FOLLOWING: V=VIOLATION A=AREA OF CONCERN

PERMITS - FACILITIES	V	A
PRC 44002 - OPERATOR AUTH BY SWF PERMIT	○	○
PRC 44004 - SIGNIFICANT CHANGE	○	○
PRC 44005 - TRANSFER OWNERSHIP	○	○
PRC 44014(b) - OPER COMPLIES WITH TERMS	○	○
17210.3 - REQ FOR EMERGENCY WAIVER	○	○
17211.3 REQ FOR TEMP STIP. AGREEMENT	○	○
17211.4 - ISSUING STIP AGREEMENT (PEP)	○	○
17854 - COMP MAT HAND FACILITY PERMIT	○	○
17863 - REPORT OF COMP SITE INFO	○	○
17863.4 - ODOR IMPACT MINIMIZATION PLAN	○	○
18104 - REG PERMIT (Chipping & Grinding)	○	○
21640 - PERMIT REVIEW APPLICATION	○	○
FILING REQUIREMENTS - OPERATIONS		
17863.4 - ODOR IMPACT MINIMIZATION PLAN	○	○
18103.1 - ENF AGENCY NOTIF FILED	○	○
AGRICULTURAL MATERIAL COMPOSTING OPERATIONS		
17856(a) - AG COMP OPER - EA NOTIF RQMT	○	○
17856(b) - AG MAT COMP OP REQS/INSP FREQ	○	○
17856(c) - SALE/GIVE > 1K CU YDS PER YEAR, <12,500 CUBIC YDS OF GREEN MAT ON-SITE	○	○
RESEARCH COMPOST OPERATIONS		
17862(a) - MAXIMUM 5,000 CUBIC YDS ON SITE	○	○
17862(b) - IN VESSEL-LEA/EA APP > 5K CY	○	○
17862(c) - DESC RESEARCH/TIME FRAME	○	○
17862(d) - EA NOTIFICATION RENEWAL-2 YRS	○	○

CHIPPING AND GRINDING OPS AND FACILITIES	V	A
17862.1(a) - CG: 200 TPD-EA NOTICE	○	○
17862.1(b) - CG: 200-500 TPD REG PRMT	○	○
17862.1(c) - CG: > 500 TPD FULL PRMT	○	○
17862.1(d) - CG: CONTAM LIMIT SAMPLING	○	○
17862.1(e) - CG: CONTAM LIMIT	○	○
17862.1(f) - CG: STORAGE LMT/EXCEDED	○	○
SITING AND DESIGN		
17865(a) - CLOSED LANDFILLS (Post Close Use)	○	○
17865(b) - INTERMED COVER (Foundation Stab)	○	○
17866 - GENERAL DESIGN REQUIREMENTS	○	○
GENERAL OPERATING STANDARDS		
17867(a)(1) - ANNUAL WASTE	○	○
17867(a)(2) - VECT/ODRS/LIT/HAZ/NUIS/NOIS/DST	○	○
17867(a)(3) - RANDOM LOAD CHECKS	○	○
17867(a)(4) - COMPOST CONTAMINATION	○	○
17867(a)(5) - UNAUTHORIZED ACCESS	○	○
17867(a)(6) - TRAFFIC CONTROL	○	○
17867(a)(7) - SIGNS	○	○
17867(a)(8) - FIRE PREV, PROT, CNTRL (temps)	○	○
17867(a)(9) - PHONE OR RADIO COMM	○	○
17867(a)(10) - PHYS CONTAM, REFUSE REM	○	○
17867(a)(11) - ENCL ACTIVITIES VENTILATED	○	○
17867(a)(12) - LECHATE CONTROL	○	○
17867(a)(13) - PHYS CONT PREV. REMOVED	○	○
17867(a)(14) - SITE ATTENDANT	○	○
17867.5 - PERSONNEL TRAINING	○	○
SAMPLING REQUIREMENTS (OPERATIONS THAT SELL OR GIVE AWAY > 1,000 CUBIC YARDS AND ALL FACILITIES)		
17868.1 SAMPLING REQUIREMENTS	○	○

MAXIMUM METAL CONCENTRATIONS	V	A
17868.2 - METAL CONCENTRATION EXCEEDED	○	○
PATHOGEN REDUCTION		
17868.3(a) - PATHOGEN LEVELS EXCEEDED	○	○
17868.3(b) - PATHOGEN LEVELS/TEMP MAINT	○	○
17868.3(c) - ALT METHODS APPROVED	○	○
17868.3(d) - TEMP MONITORING	○	○
GENERAL MATERIAL PROCESSING		
17868.5(a) - LOAD CHECKING/SORTING	○	○
17868.5(b) - PHYSICAL CONTAMINANTS	○	○
17868.5(c) - AG OPER METAL CONCENT	○	○
17868.5(d) - PERSONNEL TRAIN (1% contams)	○	○
17868.5(e) - RECORDS	○	○
RECORD KEEPING		
17869(a) - INSPECTION OF RECORDS	○	○
17869(b) - SPECIAL OCCURRENCES	○	○
17869(c) - PUBLIC COMPLAINTS	○	○
17869(d) - FEEDSTOCK AND COMPOST	○	○
17869(e) - LOAD CHECKS	○	○
17869(f) - ARTICLE 7 TEST RESULTS	○	○
17869(f)(1) - PATHOGEN REDUCTION MTHDS	○	○
17869(g) - RECORD OF SERIOUS INJURIES	○	○
17869(h) - TRAINING RECORDS	○	○
SITE RESTORATION		
17870(a) - NTC 30 DAYS PRIOR RESTORATION	○	○
17870(b) - PROTECT PUB HLTH, SAFETY, ENVIR	○	○
17870(c) - RESTORATION PROC PERFORMED	○	○
OTHER		
	○	○
	○	○

Comments *(Note: for additional or continued comments use the CIWMB 03 or attach additional pages.)*

Tonnage for September = 2291.87 Peak = 138.39 on 9/25/06
October = 2294.96 Peak = 191.14 on 10/18/06
November = 2665.71 Peak = 162.74 on 11/30/06

1.) Personnel wearing appropriate safety equipment
2.) New concrete pad adjacent to office/scales
3.) No observed or reported problems at this exceptionally well operated facility by management and staff

INSTRUCTIONS ON BACK Correct: ● Incorrect: ⊗ ⊘ ✓

Top - CIWMB Middle - LEA Bottom - Operator

State of California
CIWMB 93
(Rev 8/05)

Compostable Materials Handling Operation and Facility Inspection Report

California Integrated Waste Management Board

0717212 Page 1 of 1

Blue Black Ink Pen

Enforcement Agency: City of San Jose'	**For Official CIWMB Use Only**
FACILITY FILE NUMBER 43-AN-0029	**INSPECTION DATE** (MM/DD/YYYY) 03/29/2007
PROGRAM CODE (Select only one code) ●LEA Periodic ○CIWMB Closed Sites ○CIWMB Focused ○LEA Focused ○CIWMB Enforcement Agent ○CIWMB Periodic	Time In: 0900 Time Out: 0945 **Inspection Time** 1.0
	Received Date JUN 18 2007 mail
	○Attachments On File (Not Scanned)
Facility Name Beck's Property and Tree Service	**Received By (Operator)**
Facility Location 1055 Commercial Court, Lot E	**Owner**
Inspector Marty Pardun **Inspector Signature** Marty Pardun	**Also Present** Jacob Beck, Supervisor

THE ABOVE FACILITY WAS INSPECTED FOR COMPLIANCE WITH APPLICABLE SECTIONS OF DIVISION 30 OF THE PUBLIC RESOURCES CODE (PRC), AND TITLE 14 AND TITLE 27 CALIFORNIA CODE OF REGULATIONS (CCR).

THE STANDARDS BELOW ARE CONSIDERED IN COMPLIANCE UNLESS OTHERWISE MARKED WITH ONE OF THE FOLLOWING: V=VIOLATION A=AREA OF CONCERN

PERMITS - FACILITIES	V	A
PRC 44002 - OPERATOR AUTH BY SWF PERMIT	○	○
PRC 44004 - SIGNIFICANT CHANGE	○	○
PRC 44005 - TRANSFER OWNERSHIP	○	○
PRC 44014(b) - OPER COMPLIES WITH TERMS	○	○
17210.3 - REQ FOR EMERGENCY WAIVER	○	○
17211.3 REQ FOR TEMP STIP. AGREEMENT	○	○
17211.4 - ISSUING STIP AGREEMENT (PEP)	○	○
17854 - COMP MAT HAND FACILITY PERMIT	○	○
17863 - REPORT OF COMP SITE INFO	○	○
17863.4 - ODOR IMPACT MINIMIZATION PLAN	○	○
18104 - REG PERMIT (Chipping & Grinding)	○	○
21640 - PERMIT REVIEW APPLICATION	○	○
FILING REQUIREMENTS - OPERATIONS		
17863.4 - ODOR IMPACT MINIMIZATION PLAN	○	○
18103.1 - ENF AGENCY NOTIF FILED	○	○
AGRICULTURAL MATERIAL COMPOSTING OPERATIONS		
17856(a) - AG COMP OPER - EA NOTIF RQMT	○	○
17856(b) - AG MAT COMP OP REQS/INSP FREQ	○	○
17856(c) - SALE/GIVE > 1K CU YDS PER YEAR, <12,500 CUBIC YDS OF GREEN MAT ON-SITE	○	○
RESEARCH COMPOST OPERATIONS		
17862(a) - MAXIMUM 5,000 CUBIC YDS ON SITE	○	○
17862(b) - IN VESSEL-LEA/EA APP > 5K CY	○	○
17862(c) - DESC RESEARCH/TIME FRAME	○	○
17862(d) - EA NOTIFICATION RENEWAL-2 YRS	○	○

CHIPPING AND GRINDING OPS AND FACILITIES	V	A
17862.1(a) - CG: 200 TPD-EA NOTICE	⊙	○
17862.1(b) - CG: 200-500 TPD REG PRMT	○	○
17862.1(c) - CG: > 500 TPD FULL PRMT	○	○
17862.1(d) - CG: CONTAM LIMIT SAMPLING	○	○
17862.1(e) - CG: CONTAM LIMIT	○	○
17862.1(f) - CG: STORAGE LMT/EXCEED	○	○
SITING AND DESIGN		
17865(a) - CLOSED LANDFILLS (Post Close Use)	○	○
17865(b) - INTERMED COVER (Foundation Stab)	○	○
17866 - GENERAL DESIGN REQUIREMENTS	○	○
GENERAL OPERATING STANDARDS		
17867(a)(1) - ANNUAL WASTE	○	○
17867(a)(2) - VECT/ODRS/LIT/HAZ/NUIS/NOIS/DST	○	○
17867(a)(3) - RANDOM LOAD CHECKS	○	○
17867(a)(4) - COMPOST CONTAMINATION	○	○
17867(a)(5) - UNAUTHORIZED ACCESS	○	○
17867(a)(6) - TRAFFIC CONTROL	○	○
17867(a)(7) - SIGNS	○	○
17867(a)(8) - FIRE PREV, PROT, CNTRL (temps)	○	○
17867(a)(9) - PHONE OR RADIO COMM	○	○
17867(a)(10) - PHYS CONTAM, REFUSE REM	○	○
17867(a)(11) - ENCL ACTIVITIES VENTILATED	○	○
17867(a)(12) - LECHATE CONTROL	○	○
17867(a)(13) - PHYS CONT PREV. REMOVED	○	○
17867(a)(14) - SITE ATTENDANT	○	○
17867.5 - PERSONNEL TRAINING	○	○
SAMPLING REQUIREMENTS (OPERATIONS THAT SELL OR GIVE AWAY > 1,000 CUBIC YARDS AND ALL FACILITIES)		
17868.1 SAMPLING REQUIREMENTS	○	○

MAXIMUM METAL CONCENTRATIONS	V	A
17868.2 - METAL CONCENTRATION EXCEEDED	○	○
PATHOGEN REDUCTION		
17868.3(a) - PATHOGEN LEVELS EXCEEDED	○	○
17868.3(b) - PATHOGEN LEVELS/TEMP MAINT	○	○
17868.3(c) - ALT METHODS APPROVED	○	○
17868.3(d) - TEMP MONITORING	○	○
GENERAL MATERIAL PROCESSING		
17868.5(a) - LOAD CHECKING/SORTING	○	○
17868.5(b) - PHYSICAL CONTAMINANTS	○	○
17868.5(c) - AG OPER METAL CONCENT	○	○
17868.5(d) - PERSONNEL TRAIN (1% contams)	○	○
17868.5(e) - RECORDS	○	○
RECORD KEEPING		
17869(a) - INSPECTION OF RECORDS	○	○
17869(b) - SPECIAL OCCURRENCES	○	○
17869(c) - PUBLIC COMPLAINTS	○	○
17869(d) - FEEDSTOCK AND COMPOST	○	○
17869(e) - LOAD CHECKS	○	○
17869(f) - ARTICLE 7 TEST RESULTS	○	○
17869(f)(1) - PATHOGEN REDUCTION MTHDS	○	○
17869(g) - RECORD OF SERIOUS INJURIES	○	○
17869(h) - TRAINING RECORDS	○	○
SITE RESTORATION		
17870(a) - NTC 30 DAYS PRIOR RESTORATION	○	○
17870(b) - PROTECT PUB HLTH, SAFETY, ENVIR	○	○
17870(c) - RESTORATION PROC PERFORMED	○	○
OTHER		
	○	○
	○	○

Comments *(Note: for additional or continued comments use the CIWMB 03 or attach additional pages.)*

Tonnage for Dec 2006 = 2224.27
Jan 2007 = 2555.96
Feb 2007 = 1923.08

1.) Facility has exceeding permitted daily tonnage, but not the SMS 17862.1(a) 200 TPD
* Operator has submitted a permit Notification to raise tonnage to approved levels
Operator did not understand permit limits versus regulatory limits
2.) Facility is well maintained and personnel are wearing appropriate safety equipment.
3.) No incidents or special occurances.

INSTRUCTIONS ON BACK Correct: ● Incorrect: ⊗ ⊘ ✓

Top - CIWMB Middle - LEA Bottom - Operator

07262120012

California Integrated Waste Management Board

State of California
CIWMB 93
(Rev 01/07)

Compostable Materials Handling Operation and Facility Inspection Report

Blue or Black Ink Pen

Enforcement Agency: City of San Jose

For Official CIWMB Use Only
Received Date
SEP 18 2007
Attachments On File (Not Scanned)

FACILITY FILE NUMBER (99-xx-9999): 43-AN-0029

INSPECTION DATE (MM/DD/YYYY): 06/19/2007

PROGRAM CODE (Select only one code)
(●) LEA Periodic ( ) CIWMB Closed Sites ( ) CIWMB Focused
( ) LEA Focused ( ) CIWMB Enforcement Agent ( ) CIWMB Periodic

Time In: 12:00 Time Out: 1:00 Inspection Time: 1.0

Facility Name: Becks' Property and Tree Service

Facility Location: 1055 Commercial Court, Lot E

Received By (Operator) Signature: x [signature]

Owner Signature (if present):

Inspector: Marty Pardun Inspector Signature: Marty Pardun

Also Present (Name): Lisa Ochoa, LEA, Rick Beck-Owner

THE ABOVE FACILITY WAS INSPECTED FOR COMPLIANCE WITH APPLICABLE SECTIONS OF DIVISION 30 OF THE PUBLIC RESOURCES CODE (PRC), AND TITLE 14 AND TITLE 27 CALIFORNIA CODE OF REGULATIONS (CCR).

THE STANDARDS BELOW ARE CONSIDERED IN COMPLIANCE UNLESS OTHERWISE MARKED WITH ONE OF THE FOLLOWING: V=VIOLATION A=AREA OF CONCERN

PERMITS - FACILITIES	V	A
PRC 44002 - OPERATOR AUTH BY SWF PERMIT	○	○
PRC 44004 - SIGNIFICANT CHANGE	○	○
PRC 44005 - TRANSFER OWNERSHIP	○	○
PRC 44014(b) - OPER COMPLIES WITH TERMS	○	○
17210.3 - REQ FOR EMERGENCY WAIVER	○	○
17211.3 REQ FOR TEMP STIP. AGREEMENT	○	○
17211.4 - ISSUING STIP AGREEMENT (PEP)	○	○
17854 - COMP MAT HAND FACILITY PERMIT	○	○
17863 - REPORT OF COMP SITE INFO	○	○
17863.4 - ODOR IMPACT MINIMIZATION PLAN	○	○
18104 - REG PERMIT (Chipping & Grinding)	○	○
21640 - PERMIT REVIEW APPLICATION	○	○
FILING REQUIREMENTS - OPERATIONS		
17863.4 - ODOR IMPACT MINIMIZATION PLAN	○	○
18103.1 - ENF AGENCY NOTIF FILED	○	○
AGRICULTURAL MATERIAL COMPOSTING OPERATIONS		
17856(a) - AG COMP OPER - EA NOTIF RQMT	○	○
17856(b) - AG MAT COMP OP REQS/INSP FREQ	○	○
17856(c) - SALE/GIVE > 1K CU YDS PER YEAR, <12,500 CUBIC YDS OF GREEN MAT ON-SITE	○	○
RESEARCH COMPOST OPERATIONS		
17862(a) - MAXIMUM 5,000 CUBIC YDS ON SITE	○	○
17862(b) - IN VESSEL-LEA/EA APP > 5K CY	○	○
17862(c) - DESC RESEARCH/TIME FRAME	○	○
17862(d) - EA NOTIFICATION RENEWAL-2 YRS	○	○

CHIPPING AND GRINDING OPS AND FACILITIES	V	A
17862.1(a) - CG: 200 TPD-EA NOTICE	○	○
17862.1(b) - CG: 200-500 TPD REG PRMT	○	○
17862.1(c) - CG: > 500 TPD FULL PRMT	○	○
17862.1(d) - CG: CONTAM LIMIT SAMPLING	○	○
17862.1(e) - CG: CONTAM LIMIT	○	○
17862.1(f) - CG: STORAGE LMT / EXCEEDED	○	○
SITING AND DESIGN		
17865(a) - CLOSED LANDFILLS (Post Close Use)	○	○
17865(b) - INTERMED COVER (Foundation Slab)	○	○
17866 - GENERAL DESIGN REQUIREMENTS	○	○
GENERAL OPERATING STANDARDS		
17867(a)(1) - ANIMAL WASTE	○	○
17867(a)(2) - VECT/ODRS/LIT/HAZ/NUIS/NOIS/DST	○	○
17867(a)(3) - RANDOM LOAD CHECKS	○	○
17867(a)(4) - COMPOST CONTAMINATION	○	○
17867(a)(5) - UNAUTHORIZED ACCESS	○	○
17867(a)(6) - TRAFFIC CONTROL	○	○
17867(a)(7) - SIGNS	○	○
17867(a)(8) - FIRE PREV, PROT. CNTRL (temps)	○	○
17867(a)(9) - PHONE OR RADIO COMM	○	○
17867(a)(10) - PHYS CONTAM, REFUSE REM	○	○
17867(a)(11) - ENCL ACTIVITIES VENTILATED	○	○
17867(a)(12) - LECHATE CONTROL	○	○
17867(a)(13) - PHYS CONT PREV. REMOVED	○	○
17867(a)(14) - SITE ATTENDANT	○	○
17867.5 - PERSONNEL TRAINING	○	○
SAMPLING REQUIREMENTS (OPERATIONS THAT SELL OR GIVE AWAY > 1,000 CUBIC YARDS AND ALL FACILITIES)		
17868.1 SAMPLING REQUIREMENTS	○	○

MAXIMUM METAL CONCENTRATIONS	V	A
17868.2 - METAL CONCENTRATION EXCEEDED	○	○
PATHOGEN REDUCTION		
17868.3(a) - PATHOGEN LEVELS EXCEEDED	○	○
17868.3(b) - PATHOGEN LEVELS/TEMP MAINT	○	○
17868.3(c) - ALT METHODS APPROVED	○	○
17868.3(d) - TEMP MONITORING	○	○
GENERAL MATERIAL PROCESSING		
17868.5(a) - LOAD CHECKING/SORTING	○	○
17868.5(b) - PHYSICAL CONTAMINANTS	○	○
17868.5(c) - AG OPER METAL CONCENT	○	○
17868.5(d) - PERSONNEL TRAIN (1% contams)	○	○
17868.5(e) - RECORDS	○	○
RECORD KEEPING		
17869(a) - INSPECTION OF RECORDS	○	○
17869(b) - SPECIAL OCCURRENCES	○	○
17869(c) - PUBLIC COMPLAINTS	○	○
17869(d) - FEEDSTOCK AND COMPOST	○	○
17869(e) - LOAD CHECKS	○	○
17869(f) - ARTICLE 7 TEST RESULTS	○	○
17869(f)(1) - PATHOGEN REDUCTION MTHDS	○	○
17869(g) - RECORD OF SERIOUS INJURIES	○	○
17869(h) - TRAINING RECORDS	○	○
SITE RESTORATION		
17870(a) - NTC 30 DAYS PRIOR RESTORATION	○	○
17870(b) - PROTECT PUB HLTH, SAFETY, ENVIR	○	○
17870(c) - RESTORATION PROC PERFORMED	○	○
OTHER		
	○	○
	○	○

Comments: *(Note: for additional or continued comments use the CIWMB 03 or attach additional pages.)*

Tonnage for April 2007 = 2411.07 Peak = 159.78 on 4/19/07
May 2007 = 2079.67 Peak = 139.43 on 5/16/07

1.) Yard is in excellent condition, no ponding and equipment and materials are orderly.

2.) No incidents or spicial occurrances.

INSTRUCTIONS ON BACK Correct: ● Incorrect: ⊘ ⊘ ✓ EXAMPLE 123

Top White - CIWMB Middle Pink - LEA Bottom - Yellow

08059120007

07347120015

State of California
CIWMB 93
(Rev 01/07)

California Integrated Waste Management Board

Compostable Materials Handling Operation and Facility Inspection Report

Page 1 of 1

Enforcement Agency: City of San Jose

FACILITY FILE NUMBER (99-xx-9999)	INSPECTION DATE (MM/DD/YYYY)	For Official CIWMB Use Only
43 - AN - 0029	9/26/2007	Received Date: DEC 10 2007

PROGRAM CODE (Select only one code)
● LEA Periodic ○ CIWMB Closed Sites ○ CIWMB Focused
○ LEA Focused ○ CIWMB Enforcement Agent ○ CIWMB Periodic

Time In: | Time Out: | Inspection Time

○ Attachments On File (Not Scanned)

Facility Name: Becker Property and Tree Service

Facility Location: 1055 Commercial Court Lot E

Inspector: Lisa Ochoa | Inspector Signature: Lisa Ochoa

Received By (Operator) Signature

Owner Signature (if present): X

Also Present (Name): Derry Beck, Owner

THE ABOVE FACILITY WAS INSPECTED FOR COMPLIANCE WITH APPLICABLE SECTIONS OF DIVISION 30 OF THE PUBLIC RESOURCES CODE (PRC) AND TITLE 14 AND TITLE 27 CALIFORNIA CODE OF REGULATIONS (CCR).

THE STANDARDS BELOW ARE CONSIDERED IN COMPLIANCE UNLESS OTHERWISE MARKED WITH ONE OF THE FOLLOWING: V=VIOLATION A=AREA OF CONCERN

PERMITS - FACILITIES	V	A
PRC 44002 - OPERATOR AUTH BY SWF PERMIT	○	○
PRC 44004 - SIGNIFICANT CHANGE	○	○
PRC 44005 - TRANSFER OWNERSHIP	○	○
PRC 44014(b) - OPER COMPLIES WITH TERMS	○	○
17210.3 - REQ FOR EMERGENCY WAIVER	○	○
17211.3 REQ FOR TEMP STIP. AGREEMENT	○	○
17211.4 - ISSUING STIP AGREEMENT (PEP)	○	○
17854 - COMP MAT HAND FACILITY PERMIT	○	○
17863 - REPORT OF COMP SITE INFO	○	○
17863.4 - ODOR IMPACT MINIMIZATION PLAN	○	○
18104 - REG PERMIT (Chipping & Grinding)	○	○
21640 - PERMIT REVIEW APPLICATION	○	○
FILING REQUIREMENTS - OPERATIONS		
17863.4 - ODOR IMPACT MINIMIZATION PLAN	○	○
18103.1 - ENF AGENCY NOTIF FILED	○	○
AGRICULTURAL MATERIAL COMPOSTING OPERATIONS		
17856(a) - AG COMP OPER - EA NOTIF RQMT	○	○
17856(b) - AG MAT COMP OP REQS/INSP FREQ	○	○
17856(c) - SALE/GIVE > 1K CU YDS PER YEAR, <12,500 CUBIC YDS OF GREEN MAT ON-SITE	○	○
RESEARCH COMPOST OPERATIONS		
17862(a) - MAXIMUM 5,000 CUBIC YDS ON SITE	○	○
17862(b) - IN VESSEL-LEA/EA APP > 5K CY	○	○
17862(c) - DESC RESEARCH/TIME FRAME	○	○
17862(d) - EA NOTIFICATION RENEWAL-2 YRS	○	○

CHIPPING AND GRINDING OPS AND FACILITIES	V	A
17862.1(a) - CG: 200 TPD-EA NOTICE	○	○
17862.1(b) - CG: 200-500 TPD REG PRMT	○	○
17862.1(c) - CG: > 500 TPD FULL PRMT	○	○
17862.1(d) - CG: CONTAM LIMIT SAMPLING	○	○
17862.1(e) - CG: CONTAM LIMIT	○	○
17862.1(f) - CG: STORAGE LMT / EXCEEDED	○	○
SITING AND DESIGN		
17865(a) - CLOSED LANDFILLS (Post Close Use)	○	○
17865(b) - INTERMED COVER (Foundation Stab)	○	○
17866 - GENERAL DESIGN REQUIREMENTS	○	○
GENERAL OPERATING STANDARDS		
17867(a)(1) - ANIMAL WASTE	○	○
17867(a)(2) - VECT/ODRS/LIT/HAZ/NUIS/NOIS/DST	○	○
17867(a)(3) - RANDOM LOAD CHECKS	○	○
17867(a)(4) - COMPOST CONTAMINATION	○	○
17867(a)(5) - UNAUTHORIZED ACCESS	○	○
17867(a)(6) - TRAFFIC CONTROL	○	○
17867(a)(7) - SIGNS	○	○
17867(a)(8) - FIRE PREV, PROT, CNTRL (temps)	○	○
17867(a)(9) - PHONE OR RADIO COMM	○	○
17867(a)(10) - PHYS CONTAM, REFUSE REM	○	○
17867(a)(11) - ENCL ACTIVITIES VENTILATED	○	○
17867(a)(12) - LECHATE CONTROL	○	○
17867(a)(13) - PHYS CONT PREV. REMOVED	○	○
17867(a)(14) - SITE ATTENDANT	○	○
17867.5 - PERSONNEL TRAINING	○	○
SAMPLING REQUIREMENTS (OPERATIONS THAT SELL OR GIVE AWAY > 1,000 CUBIC YARDS AND ALL FACILITIES)		
17868.1 SAMPLING REQUIREMENTS	○	○

MAXIMUM METAL CONCENTRATIONS	V	A
17868.2 - METAL CONCENTRATION EXCEEDED	○	○
PATHOGEN REDUCTION		
17868.3(a) - PATHOGEN LEVELS EXCEEDED	○	○
17868.3(b) - PATHOGEN LEVELS/TEMP MAINT	○	○
17868.3(c) - ALT METHODS APPROVED	○	○
17868.3(d) - TEMP MONITORING	○	○
GENERAL MATERIAL PROCESSING		
17868.5(a) - LOAD CHECKING/SORTING	○	○
17868.5(b) - PHYSICAL CONTAMINANTS	○	○
17868.5(c) - AG OPER METAL CONCENT	○	○
17868.5(d) - PERSONNEL TRAIN (1% contams)	○	○
17868.5(e) - RECORDS	○	○
RECORD KEEPING		
17869(a) - INSPECTION OF RECORDS	○	○
17869(b) - SPECIAL OCCURRENCES	○	○
17869(c) - PUBLIC COMPLAINTS	○	○
17869(d) - FEEDSTOCK AND COMPOST	○	○
17869(e) - LOAD CHECKS	○	○
17869(f) - ARTICLE 7 TEST RESULTS	○	○
17869(f)(1) - PATHOGEN REDUCTION MTHDS	○	○
17869(g) - RECORD OF SERIOUS INJURIES	○	○
17869(h) - TRAINING RECORDS	○	○
SITE RESTORATION		
17870(a) - NTC 30 DAYS PRIOR RESTORATION	○	○
17870(b) - PROTECT PUB HLTH, SAFETY, ENVIR	○	○
17870(c) - RESTORATION PROC PERFORMED	○	○
OTHER		
	○	○
	○	○

Comments: *(Note: for additional or continued comments use the CIWMB 03 or attach additional pages.)*

1) Tonnage for July 2007 = 2295 Peak = 181 on 7-4-07
August 2007 = 2356 Peak = 160 on 8-28-07
2) Yard prepared for upcoming winter weather.
3) No incidents or special occurrences. 4) Good dust control in place

INSTRUCTIONS ON BACK ○ Correct ○ Incorrect EXAMPLE 123

Top White - CIWMB Middle Pink - LEA Bottom - Yellow

MEI

08059120016

State of California
CIWMB 93
(Rev 01/07)

California Integrated Waste Management Board

Compostable Materials Handling Operation and Facility Inspection Report

Enforcement Agency: City of San Jose - LEA

For Official CIWMB Use Only
Received Date: FEB 22 2008

FACILITY FILE NUMBER (99-xx-9999): 43-AN-0029

INSPECTION DATE (MM/DD/YYYY): 12/19/2007

PROGRAM CODE (Select only one code)
(●) LEA Periodic ( ) CIWMB Closed Sites ( ) CIWMB Focused
( ) LEA Focused ( ) CIWMB Enforcement Agent ( ) CIWMB Periodic

Time In: 12:00
Time Out: 2:00

Inspection Time: 2.0

( ) Attachments On File (Not Scanned)

Facility Name: Beck's Property and Tree Service

Facility Location: 1055 Commercial Court, Lot E

Inspector: Lisa Ochoa

Inspector Signature: Lisa Ochoa

Received By (Operator) Signature:

Owner Signature (if present): Jerry Beck

Also Present (Name): Jerry Beck

THE ABOVE FACILITY WAS INSPECTED FOR COMPLIANCE WITH APPLICABLE SECTIONS OF DIVISION 30 OF THE PUBLIC RESOURCES CODE (PRC), AND TITLE 14 AND TITLE 27 CALIFORNIA CODE OF REGULATIONS (CCR).

THE STANDARDS BELOW ARE CONSIDERED IN COMPLIANCE UNLESS OTHERWISE MARKED WITH ONE OF THE FOLLOWING: V=VIOLATION A=AREA OF CONCERN

PERMITS - FACILITIES	V	A
PRC 44002 - OPERATOR AUTH BY SWF PERMIT	○	○
PRC 44004 - SIGNIFICANT CHANGE	○	○
PRC 44005 - TRANSFER OWNERSHIP	○	○
PRC 44014(b) - OPER COMPLIES WITH TERMS	○	○
17210.3 - REQ FOR EMERGENCY WAIVER	○	○
17211.3 REQ FOR TEMP STIP. AGREEMENT	○	○
17211.4 - ISSUING STIP AGREEMENT (PEP)	○	○
17854 - COMP MAT HAND FACILITY PERMIT	○	○
17863 - REPORT OF COMP SITE INFO	○	○
17863.4 - ODOR IMPACT MINIMIZATION PLAN	○	○
18104 - REG PERMIT (Chipping & Grinding)	○	○
21640 - PERMIT REVIEW APPLICATION	○	○
FILING REQUIREMENTS - OPERATIONS		
17863.4 - ODOR IMPACT MINIMIZATION PLAN	○	○
18103.1 - ENF AGENCY NOTIF FILED	○	○
AGRICULTURAL MATERIAL COMPOSTING OPERATIONS		
17856(a) - AG COMP OPER - EA NOTIF RQMT	○	○
17856(b) - AG MAT COMP OP REQS/INSP FREQ	○	○
17856(c) - SALE/GIVE > 1K CU YDS PER YEAR, <12,500 CUBIC YDS OF GREEN MAT ON-SITE	○	○
RESEARCH COMPOST OPERATIONS		
17862(a) - MAXIMUM 5,000 CUBIC YDS ON SITE	○	○
17862(b) - IN VESSEL-LEA/EA APP > 5K CY	○	○
17862(c) - DESC RESEARCH/TIME FRAME	○	○
17862(d) - EA NOTIFICATION RENEWAL-2 YRS	○	○

CHIPPING AND GRINDING OPS AND FACILITIES	V	A
17862.1(a) - CG: 200 TPD-EA NOTICE	○	○
17862.1(b) - CG: 200-500 TPD REG PRMT	○	○
17862.1(c) - CG: > 500 TPD FULL PRMT	○	○
17862.1(d) - CG: CONTAM LIMIT SAMPLING	○	○
17862.1(e) - CG: CONTAM LIMIT	○	○
17862.1(f) - CG: STORAGE LMT / EXCEED	○	○
SITING AND DESIGN		
17865(a) - CLOSED LANDFILLS (Post Close Use)	○	○
17865(b) - INTERMED COVER (Foundation Stab)	○	○
17866 - GENERAL DESIGN REQUIREMENTS	○	○
GENERAL OPERATING STANDARDS		
17867(a)(1) - ANIMAL WASTE	○	○
17867(a)(2) - VECT/ODRS/LIT/HAZ/NUIS/NOIS/DST	○	○
17867(a)(3) - RANDOM LOAD CHECKS	○	○
17867(a)(4) - COMPOST CONTAMINATION	○	○
17867(a)(5) - UNAUTHORIZED ACCESS	○	○
17867(a)(6) - TRAFFIC CONTROL	○	○
17867(a)(7) - SIGNS	○	○
17867(a)(8) - FIRE PREV, PROT, CNTRL (temps)	○	○
17867(a)(9) - PHONE OR RADIO COMM	○	○
17867(a)(10) - PHYS CONTAM, REFUSE REM	○	○
17867(a)(11) - ENCL ACTIVITIES VENTILATED	○	○
17867(a)(12) - LECHATE CONTROL	○	○
17867(a)(13) - PHYS CONT PREV. REMOVED	○	○
17867(a)(14) - SITE ATTENDANT	○	○
17867.5 - PERSONNEL TRAINING	○	○
SAMPLING REQUIREMENTS (OPERATIONS THAT SELL OR GIVE AWAY > 1,000 CUBIC YARDS AND ALL FACILITIES)		
17868.1 SAMPLING REQUIREMENTS	○	○

MAXIMUM METAL CONCENTRATIONS	V	A
17868.2 - METAL CONCENTRATION EXCEEDED	○	○
PATHOGEN REDUCTION		
17868.3(a) - PATHOGEN LEVELS EXCEEDED	○	○
17868.3(b) - PATHOGEN LEVELS/TEMP MAINT	○	○
17868.3(c) - ALT METHODS APPROVED	○	○
17868.3(d) - TEMP MONITORING	○	○
GENERAL MATERIAL PROCESSING		
17868.5(a) - LOAD CHECKING/SORTING	○	○
17868.5(b) - PHYSICAL CONTAMINANTS	○	○
17868.5(c) - AG OPER METAL CONCENT	○	○
17868.5(d) - PERSONNEL TRAIN (1% contams)	○	○
17868.5(e) - RECORDS	○	○
RECORD KEEPING		
17869(a) - INSPECTION OF RECORDS	○	○
17869(b) - SPECIAL OCCURRENCES	○	○
17869(c) - PUBLIC COMPLAINTS	○	○
17869(d) - FEEDSTOCK AND COMPOST	○	○
17869(e) - LOAD CHECKS	○	○
17869(f) - ARTICLE 7 TEST RESULTS	○	○
17869(f)(1) - PATHOGEN REDUCTION MTHDS	○	○
17869(g) - RECORD OF SERIOUS INJURIES	○	○
17869(h) - TRAINING RECORDS	○	○
SITE RESTORATION		
17870(a) - NTC 30 DAYS PRIOR RESTORATION	○	○
17870(b) - PROTECT PUB HLTH, SAFETY, ENVIR	○	○
17870(c) - RESTORATION PROC PERFORMED	○	○
OTHER		
	○	○
	○	○

Comments: *(Note: for additional or continued comments use the CIWMB 03 or attach additional pages.)*

1. Review of the Special Occurrence Log and Load Check Records revealed the operator is in compliance.

2. The operator in the process of bringing in road base rock to prepare the area for the inclement/rainy weather.

3. The City of San Jose Code Enforcement Division received an inquiry as to whether or not this facility has met all of its Planning Department requirements. The operator has hired a consultant to address any outstanding Planning Department issues that may exist. Although the City of San Jose Planning Department originally did not respond with any requirements for Planning Department approvals or permits, the operator is now again working with Planning to be sure they are in compliance with any requirements they may have to meet.

November 2007 total tonnage = 2193 November 5 Peak 186

INSTRUCTIONS ON BACK Correct: ● Incorrect: ○ ⊘ ✓ EXAMPLE 123

Top White - CIWMB Middle Pink - LEA Bottom - Yellow

08129120032

State of California
CIWMB 93
(Rev 01/07)

California Integrated Waste Management Board

Compostable Materials Handling Operation and Facility Inspection Report

Blue or Black Ink Pen

Enforcement Agency: City of San Jose - LEA

For Official CIWMB Use Only
Received Date: MAY 2 2008
Attachments On File (Not Scanned)

FACILITY FILE NUMBER (99-xx-9999): 43-AN-0029

INSPECTION DATE (MM/DD/YYYY): 03/26/2008

PROGRAM CODE (Select only one code)
(●) LEA Periodic ( ) CIWMB Closed Sites ( ) CIWMB Focused
( ) LEA Focused ( ) CIWMB Enforcement Agent ( ) CIWMB Periodic

Time In: 9:00
Time Out: 11:00
Inspection Time: 2.0

Facility Name: Beck's Property and Tree Service
Facility Location: 1055 Commercial Court, Lot E
Inspector: Lisa Ochoa
Inspector Signature: Lisa Ochoa
Received By (Operator) Signature: Richard Beck
Owner Signature (if present):
Also Present (Name): Richard Beck Jr. - Operator/Owner

THE ABOVE FACILITY WAS INSPECTED FOR COMPLIANCE WITH APPLICABLE SECTIONS OF DIVISION 30 OF THE PUBLIC RESOURCES CODE (PRC), AND TITLE 14 AND TITLE 27 CALIFORNIA CODE OF REGULATIONS (CCR).

THE STANDARDS BELOW ARE CONSIDERED IN COMPLIANCE UNLESS OTHERWISE MARKED WITH ONE OF THE FOLLOWING: V=VIOLATION, A=AREA OF CONCERN

PERMITS - FACILITIES	V	A
PRC 44002 - OPERATOR AUTH BY SWF PERMIT	○	○
PRC 44004 - SIGNIFICANT CHANGE	○	○
PRC 44005 - TRANSFER OWNERSHIP	○	○
PRC 44014(b) - OPER COMPLIES WITH TERMS	○	○
17210.3 - REQ FOR EMERGENCY WAIVER	○	○
17211.3 REQ FOR TEMP STIP. AGREEMENT	○	○
17211.4 - ISSUING STIP AGREEMENT (PEP)	○	○
17854 - COMP MAT HAND FACILITY PERMIT	○	○
17863 - REPORT OF COMP SITE INFO	○	○
17863.4 - ODOR IMPACT MINIMIZATION PLAN	○	○
18104 - REG PERMIT (Chipping & Grinding)	○	○
21640 - PERMIT REVIEW APPLICATION	○	○
FILING REQUIREMENTS - OPERATIONS		
17863.4 - ODOR IMPACT MINIMIZATION PLAN	○	○
18103.1 - ENF AGENCY NOTIF FILED	○	○
AGRICULTURAL MATERIAL COMPOSTING OPERATIONS		
17856(a) - AG COMP OPER - EA NOTIF RQMT	○	○
17856(b) - AG MAT COMP OP REQS/INSP FREQ	○	○
17856(c) - SALE/GIVE > 1K CU YDS PER YEAR, <12,500 CUBIC YDS OF GREEN MAT ON-SITE	○	○
RESEARCH COMPOST OPERATIONS		
17862(a) - MAXIMUM 5,000 CUBIC YDS ON SITE	○	○
17862(b) - IN VESSEL-LEA/EA APP > 5K CY	○	○
17862(c) - DESC RESEARCH/TIME FRAME	○	○
17862(d) - EA NOTIFICATION RENEWAL-2 YRS	○	○

CHIPPING AND GRINDING OPS AND FACILITIES	V	A
17862.1(a) - CG: 200 TPD-EA NOTICE	○	○
17862.1(b) - CG: 200-500 TPD REG PRMT	○	○
17862.1(c) - CG: > 500 TPD FULL PRMT	○	○
17862.1(d) - CG: CONTAM LIMIT SAMPLING	○	○
17862.1(e) - CG: CONTAM LIMIT	○	○
17862.1(f) - CG: STORAGE LMT / EXCEED	○	○
SITING AND DESIGN		
17865(a) - CLOSED LANDFILLS (Post Close Use)	○	○
17865(b) - INTERMED COVER (Foundation Stab)	○	○
17866 - GENERAL DESIGN REQUIREMENTS	○	○
GENERAL OPERATING STANDARDS		
17867(a)(1) - ANIMAL WASTE	○	○
17867(a)(2) - VECT/ODRS/LIT/HAZ/NUIS/NOIS/DST	○	○
17867(a)(3) - RANDOM LOAD CHECKS	○	○
17867(a)(4) - COMPOST CONTAMINATION	○	○
17867(a)(5) - UNAUTHORIZED ACCESS	○	○
17867(a)(6) - TRAFFIC CONTROL	○	○
17867(a)(7) - SIGNS	○	○
17867(a)(8) - FIRE PREV, PROT, CNTRL (temps)	○	○
17867(a)(9) - PHONE OR RADIO COMM	○	○
17867(a)(10) - PHYS CONTAM, REFUSE REM	○	○
17867(a)(11) - ENCL ACTIVITIES VENTILATED	○	○
17867(a)(12) - LECHATE CONTROL	○	○
17867(a)(13) - PHYS CONT PREV. REMOVED	○	○
17867(a)(14) - SITE ATTENDANT	○	○
17867.5 - PERSONNEL TRAINING	○	○
SAMPLING REQUIREMENTS (OPERATIONS THAT SELL OR GIVE AWAY > 1,000 CUBIC YARDS AND ALL FACILITIES)		
17868.1 SAMPLING REQUIREMENTS	○	○

MAXIMUM METAL CONCENTRATIONS	V	A
17868.2 - METAL CONCENTRATION EXCEEDED	○	○
PATHOGEN REDUCTION		
17868.3(a) - PATHOGEN LEVELS EXCEEDED	○	○
17868.3(b) - PATHOGEN LEVELS/TEMP MAINT	○	○
17868.3(c) - ALT METHODS APPROVED	○	○
17868.3(d) - TEMP MONITORING	○	○
GENERAL MATERIAL PROCESSING		
17868.5(a) - LOAD CHECKING/SORTING	○	○
17868.5(b) - PHYSICAL CONTAMINANTS	○	○
17868.5(c) - AG OPER METAL CONCENT	○	○
17868.5(d) - PERSONNEL TRAIN (1% contams)	○	○
17868.5(e) - RECORDS	○	○
RECORD KEEPING		
17869(a) - INSPECTION OF RECORDS	○	○
17869(b) - SPECIAL OCCURRENCES	○	○
17869(c) - PUBLIC COMPLAINTS	○	○
17869(d) - FEEDSTOCK AND COMPOST	○	○
17869(e) - LOAD CHECKS	○	○
17869(f) - ARTICLE 7 TEST RESULTS	○	○
17869(f)(1) - PATHOGEN REDUCTION MTHDS	○	○
17869(g) - RECORD OF SERIOUS INJURIES	○	○
17869(h) - TRAINING RECORDS	○	○
SITE RESTORATION		
17870(a) - NTC 30 DAYS PRIOR RESTORATION	○	○
17870(b) - PROTECT PUB HLTH, SAFETY, ENVIR	○	○
17870(c) - RESTORATION PROC PERFORMED	○	○
OTHER		
	○	○
	○	○

Comments: *(Note: for additional or continued comments use the CIWMB 03 or attach additional pages.)*

1. The owner/operator is continuing to work with the City of San Jose Planning Department to resolve any outstanding Planning permit issues that may exist. The owner has hired a Planning consultant, engineer and is working diligently to come into compliance.
2. The review of the operators records resulted in compliance.
3. No special occurrences were noted.

Tonnage for October = 2914 Peak = 184 on 10/29/2007
Tonnage for November = 2193 Peak = 186 on 11/5/2007
Tonnage for December = 2058 Peak = 181 on 12/27/2007

INSTRUCTIONS ON BACK Correct: ○ Incorrect: ⊘ ✓ EXAMPLE 123

Top White - CIWMB Middle Pink - LEA Bottom - Yellow

08150120045

State of California
CIWMB 93
(Rev 01/07)

California Integrated Waste Management Board

Compostable Materials Handling Operation and Facility Inspection Report

Blue or Black Ink Pen

RECEIVED
MAY 23 2008
By

Enforcement Agency: City of San Jose - LEA

For Official CIWMB Use Only
Received Date
Attachments On File (Not Scanned)

FACILITY FILE NUMBER (99-xx-9999): 43-AN-0029

INSPECTION DATE (MM/DD/YYYY): 03/26/2008

PROGRAM CODE (Select only one code)
(●) LEA Periodic ( ) CIWMB Closed Sites ( ) CIWMB Focused
( ) LEA Focused ( ) CIWMB Enforcement Agent ( ) CIWMB Periodic

Time In: 9:00
Time Out: 11:00
Inspection Time: 2.0

Facility Name: Beck's Property and Tree Service
Facility Location: 1055 Commercial Court, Lot E
Inspector: Lisa Ochoa
Inspector Signature:
Received By (Operator) Signature:
Owner Signature (if present):
Also Present (Name): Richard Beck Jr. - Operator/Owner

THE ABOVE FACILITY WAS INSPECTED FOR COMPLIANCE WITH APPLICABLE SECTIONS OF DIVISION 30 OF THE PUBLIC RESOURCES CODE (PRC), AND TITLE 14 AND TITLE 27 CALIFORNIA CODE OF REGULATIONS (CCR).

THE STANDARDS BELOW ARE CONSIDERED IN COMPLIANCE UNLESS OTHERWISE MARKED WITH ONE OF THE FOLLOWING: V=VIOLATION A=AREA OF CONCERN

PERMITS - FACILITIES	V	A
PRC 44002 - OPERATOR AUTH BY SWF PERMIT	○	○
PRC 44004 - SIGNIFICANT CHANGE	○	○
PRC 44005 - TRANSFER OWNERSHIP	○	○
PRC 44014(b) - OPER COMPLIES WITH TERMS	○	○
17210.3 - REQ FOR EMERGENCY WAIVER	○	○
17211.3 REQ FOR TEMP STIP. AGREEMENT	○	○
17211.4 - ISSUING STIP AGREEMENT (PEP)	○	○
17854 - COMP MAT HAND FACILITY PERMIT	○	○
17863 - REPORT OF COMP SITE INFO	○	○
17863.4 - ODOR IMPACT MINIMIZATION PLAN	○	○
18104 - REG PERMIT (Chipping & Grinding)	○	○
21640 - PERMIT REVIEW APPLICATION	○	○
FILING REQUIREMENTS - OPERATIONS		
17863.4 - ODOR IMPACT MINIMIZATION PLAN	○	○
18103.1 - ENF AGENCY NOTIF FILED	○	○
AGRICULTURAL MATERIAL COMPOSTING OPERATIONS		
17856(a) - AG COMP OPER - EA NOTIF RQMT	○	○
17856(b) - AG MAT COMP OP REQS/INSP FREQ	○	○
17856(c) - SALE/GIVE > 1K CU YDS PER YEAR, <12,500 CUBIC YDS OF GREEN MAT ON-SITE	○	○
RESEARCH COMPOST OPERATIONS		
17862(a) - MAXIMUM 5,000 CUBIC YDS ON SITE	○	○
17862(b) - IN VESSEL-LEA/EA APP > 5K CY	○	○
17862(c) - DESC RESEARCH/TIME FRAME	○	○
17862(d) - EA NOTIFICATION RENEWAL-2 YRS	○	○

CHIPPING AND GRINDING OPS AND FACILITIES	V	A
17862.1(a) - CG: 200 TPD-EA NOTICE	○	○
17862.1(b) - CG: 200-500 TPD REG PRMT	○	○
17862.1(c) - CG: > 500 TPD FULL PRMT	○	○
17862.1(d) - CG: CONTAM LIMIT SAMPLING	○	○
17862.1(e) - CG: CONTAM LIMIT	○	○
17862.1(f) - CG: STORAGE LMT / EXCEEDED	○	○
SITING AND DESIGN		
17865(a) - CLOSED LANDFILLS (Post Close Use)	○	○
17865(b) - INTERMED COVER (Foundation Slab)	○	○
17868 - GENERAL DESIGN REQUIREMENTS	○	○
GENERAL OPERATING STANDARDS		
17867(a)(1) - ANIMAL WASTE	○	○
17867(a)(2) - VECT/ODRS/LIT/HAZ/NUIS/NOIS/DST	○	○
17867(a)(3) - RANDOM LOAD CHECKS	○	○
17867(a)(4) - COMPOST CONTAMINATION	○	○
17867(a)(5) - UNAUTHORIZED ACCESS	○	○
17867(a)(6) - TRAFFIC CONTROL	○	○
17867(a)(7) - SIGNS	○	○
17867(a)(8) - FIRE PREV, PROT, CNTRL (temps)	○	○
17867(a)(9) - PHONE OR RADIO COMM	○	○
17867(a)(10) - PHYS CONTAM, REFUSE REM	○	○
17867(a)(11) - ENCL ACTIVITIES VENTILATED	○	○
17867(a)(12) - LECHATE CONTROL	○	○
17867(a)(13) - PHYS CONT PREV. REMOVED	○	○
17867(a)(14) - SITE ATTENDANT	○	○
17867.5 - PERSONNEL TRAINING	○	○
SAMPLING REQUIREMENTS (OPERATIONS THAT SELL OR GIVE AWAY > 1,000 CUBIC YARDS AND ALL FACILITIES)		
17868.1 SAMPLING REQUIREMENTS	○	○

MAXIMUM METAL CONCENTRATIONS	V	A
17868.2 - METAL CONCENTRATION EXCEEDED	○	○
PATHOGEN REDUCTION		
17868.3(a) - PATHOGEN LEVELS EXCEEDED	○	○
17868.3(b) - PATHOGEN LEVELS/TEMP MAINT	○	○
17868.3(c) - ALT METHODS APPROVED	○	○
17868.3(d) - TEMP MONITORING	○	○
GENERAL MATERIAL PROCESSING		
17868.5(a) - LOAD CHECKING/SORTING	○	○
17868.5(b) - PHYSICAL CONTAMINANTS	○	○
17868.5(c) - AG OPER METAL CONCENT	○	○
17868.5(d) - PERSONNEL TRAIN (1% contams)	○	○
17868.5(e) - RECORDS	○	○
RECORD KEEPING		
17869(a) - INSPECTION OF RECORDS	○	○
17869(b) - SPECIAL OCCURRENCES	○	○
17869(c) - PUBLIC COMPLAINTS	○	○
17869(d) - FEEDSTOCK AND COMPOST	○	○
17869(e) - LOAD CHECKS	○	○
17869(f) - ARTICLE 7 TEST RESULTS	○	○
17869(f)(1) - PATHOGEN REDUCTION MTHDS	○	○
17869(g) - RECORD OF SERIOUS INJURIES	○	○
17869(h) - TRAINING RECORDS	○	○
SITE RESTORATION		
17870(a) - NTC 30 DAYS PRIOR RESTORATION	○	○
17870(b) - PROTECT PUB HLTH, SAFETY, ENVIR	○	○
17870(c) - RESTORATION PROC PERFORMED	○	○
OTHER		
	○	○
	○	○

Comments: *(Note: for additional or continued comments use the CIWMB 03 or attach additional pages.)*

1. The owner/operator is continuing to work with the City of San Jose Planning Department to resolve any outstanding Planning permit issues that may exist. The owner has hired a Planning consultant, engineer and is working diligently to come into compliance.
2. The review of the operators records resulted in compliance.
3. No special occurrences were noted.

Tonnage for October = 2914 Peak = 184 on 10/29/2007
Tonnage for November = 2193 Peak = 186 on 11/5/2007
Tonnage for December = 2058 Peak = 181 on 12/27/2007

INSTRUCTIONS ON BACK

Correct ● Incorrect ⊘ ✓ EXAMPLE 123

Top White - CIWMB Middle Pink - LEA Bottom - Yellow

08227120037

State of California
CIWMB 93
(Rev 01/07)

California Integrated Waste Management Board

Compostable Materials Handling Operation and Facility Inspection Report

Blue or Black Ink Pen

Enforcement Agency: City of San Jose - LEA

For Official CIWMB Use Only
Received Date: AUG 14 2008

FACILITY FILE NUMBER (99-xx-9999): 43-AN-0029

INSPECTION DATE (MM/DD/YYYY): 06/13/2008

PROGRAM CODE: (Select only one code)
(●) LEA Periodic ( ) CIWMB Closed Sites ( ) CIWMB Focused
( ) LEA Focused ( ) CIWMB Enforcement Agent ( ) CIWMB Periodic

Time In: 11:00
Time Out: 12:30

Inspection Time: 1.5

( ) Attachments On File (Not Scanned)

Facility Name: Beck's Property and Tree Service

Facility Location: 1055 Commercial Court, Lot E

Inspector: Lisa Ochoa

Inspector Signature:

Received By (Operator) Signature:

Owner Signature (if present):

Also Present (Name): Jerry Beck

THE ABOVE FACILITY WAS INSPECTED FOR COMPLIANCE WITH APPLICABLE SECTIONS OF DIVISION 30 OF THE PUBLIC RESOURCES CODE (PRC), AND TITLE 14 AND TITLE 27 CALIFORNIA CODE OF REGULATIONS (CCR).

THE STANDARDS BELOW ARE CONSIDERED IN COMPLIANCE UNLESS OTHERWISE MARKED WITH ONE OF THE FOLLOWING: V=VIOLATION A=AREA OF CONCERN

PERMITS - FACILITIES	V	A
PRC 44002 - OPERATOR AUTH BY SWF PERMIT	○	○
PRC 44004 - SIGNIFICANT CHANGE	○	○
PRC 44005 - TRANSFER OWNERSHIP	○	○
PRC 44014(b) - OPER COMPLIES WITH TERMS	○	○
17210.3 - REQ FOR EMERGENCY WAIVER	○	○
17211.3 REQ FOR TEMP STIP. AGREEMENT	○	○
17211.4 - ISSUING STIP AGREEMENT (PEP)	○	○
17854 - COMP MAT HAND FACILITY PERMIT	○	○
17863 - REPORT OF COMP SITE INFO	○	○
17863.4 - ODOR IMPACT MINIMIZATION PLAN	○	○
18104 - REG PERMIT (Chipping & Grinding)	○	○
21640 - PERMIT REVIEW APPLICATION	○	○
FILING REQUIREMENTS - OPERATIONS		
17863.4 - ODOR IMPACT MINIMIZATION PLAN	○	○
18103.1 - ENF AGENCY NOTIF FILED	○	○
AGRICULTURAL MATERIAL COMPOSTING OPERATIONS		
17856(a) - AG COMP OPER - EA NOTIF RQMT	○	○
17856(b) - AG MAT COMP OP REQS/INSP FREQ	○	○
17856(c) - SALE/GIVE > 1K CU YDS PER YEAR, <12,500 CUBIC YDS OF GREEN MAT ON-SITE	○	○
RESEARCH COMPOST OPERATIONS		
17862(a) - MAXIMUM 5,000 CUBIC YDS ON SITE	○	○
17862(b) - IN VESSEL-LEA/EA APP > 5K CY	○	○
17862(c) - DESC RESEARCH/TIME FRAME	○	○
17862(d) - EA NOTIFICATION RENEWAL-2 YRS	○	○

CHIPPING AND GRINDING OPS AND FACILITIES	V	A
17852.1(a) - CG: 200 TPD-EA NOTICE	○	○
17852.1(b) - CG: 200-500 TPD REG PRMT	○	○
17852.1(c) - CG: > 500 TPD FULL PRMT	○	○
17852.1(d) - CG: CONTAM LIMIT SAMPLING	○	○
17852.1(e) - CG: CONTAM LIMIT	○	○
17852.1(f) - CG: STORAGE LMT / EXCEED	○	○
SITING AND DESIGN		
17865(a) - CLOSED LANDFILLS (Post Close Use)	○	○
17865(b) - INTERMED COVER (Foundation Stab)	○	○
17866 - GENERAL DESIGN REQUIREMENTS	○	○
GENERAL OPERATING STANDARDS		
17867(a)(1) - ANIMAL WASTE	○	○
17867(a)(2) - VECT/ODRS/LIT/HAZ/NUIS/NOIS/DST	○	○
17867(a)(3) - RANDOM LOAD CHECKS	○	○
17867(a)(4) - COMPOST CONTAMINATION	○	○
17867(a)(5) - UNAUTHORIZED ACCESS	○	○
17867(a)(6) - TRAFFIC CONTROL	○	○
17867(a)(7) - SIGNS	○	○
17867(a)(8) - FIRE PREV, PROT, CNTRL (temps)	○	○
17867(a)(9) - PHONE OR RADIO COMM	○	○
17867(a)(10) - PHYS CONTAM, REFUSE REM	○	○
17867(a)(11) - ENCL ACTIVITIES VENTILATED	○	○
17867(a)(12) - LECHATE CONTROL	○	○
17867(a)(13) - PHYS CONT PREV. REMOVED	○	○
17867(a)(14) - SITE ATTENDANT	○	○
17867.5 - PERSONNEL TRAINING	○	○
SAMPLING REQUIREMENTS (OPERATIONS THAT SELL OR GIVE AWAY > 1,000 CUBIC YARDS AND ALL FACILITIES)		
17868.1 SAMPLING REQUIREMENTS	○	○

MAXIMUM METAL CONCENTRATIONS	V	A
17868.2 - METAL CONCENTRATION EXCEEDED	○	○
PATHOGEN REDUCTION		
17868.3(a) - PATHOGEN LEVELS EXCEEDED	○	○
17868.3(b) - PATHOGEN LEVELS/TEMP MAINT	○	○
17868.3(c) - ALT METHODS APPROVED	○	○
17868.3(d) - TEMP MONITORING	○	○
GENERAL MATERIAL PROCESSING		
17868.5(a) - LOAD CHECKING/SORTING	○	○
17868.5(b) - PHYSICAL CONTAMINANTS	○	○
17868.5(c) - AG OPER METAL CONCENT	○	○
17868.5(d) - PERSONNEL TRAIN (1% contams)	○	○
17868.5(e) - RECORDS	○	○
RECORD KEEPING		
17869(a) - INSPECTION OF RECORDS	○	○
17869(b) - SPECIAL OCCURRENCES	○	○
17869(c) - PUBLIC COMPLAINTS	○	○
17869(d) - FEEDSTOCK AND COMPOST	○	○
17869(e) - LOAD CHECKS	○	○
17869(f) - ARTICLE 7 TEST RESULTS	○	○
17869(f)(1) - PATHOGEN REDUCTION MTHDS	○	○
17869(g) - RECORD OF SERIOUS INJURIES	○	○
17869(h) - TRAINING RECORDS	○	○
SITE RESTORATION		
17870(a) - NTC 30 DAYS PRIOR RESTORATION	○	○
17870(b) - PROTECT PUB HLTH, SAFETY, ENVIR	○	○
17870(c) - RESTORATION PROC PERFORMED	○	○
OTHER		
	○	○
	○	○

Comments: *(Note: for additional or continued comments use the CIWMB 03 or attach additional pages.)*

Tonnage April 2008 = 3479 peak 4-13-08 = 186
May 2008 = 2414 peak 5-7-08 = 186
June 2008 = 2361 peak 6-9-08 = 187
Operator has installed an exhaust muffler/silencer on the process grinder to reduce processing noise levels.

INSTRUCTIONS ON BACK

Correct: ● Incorrect: ⊘ ✓

EXAMPLE 123

Top White - CIWMB Middle Pink - LEA Bottom - Yellow

08332120009

State of California
CIWMB 93
(Rev 01/07)

California Integrated Waste Management Board

Compostable Materials Handling Operation and Facility Inspection Report

Blue or Black Ink Pen

Enforcement Agency: City of San Jose - LEA

For Official CIWMB Use Only
Received Date

FACILITY FILE NUMBER (99-xx-9999): 43-AN-0029

INSPECTION DATE (MM/DD/YYYY): 09/26/2008

PROGRAM CODE (Select only one code)
(●) LEA Periodic ( ) CIWMB Closed Sites ( ) CIWMB Focused
( ) LEA Focused ( ) CIWMB Enforcement Agent ( ) CIWMB Periodic

Time In: 8:00
Time Out: 9:00

Inspection Time: 1.0

( ) Attachments On File (Not Scanned)

Facility Name: Beck's Property and Tree Service

Facility Location: 1055 Commercial Court, Lot E

Inspector: Lisa Ochoa

Inspector Signature:

Received By (Operator) Signature:

Owner Signature (if present):

Also Present (Name): Jerry Beck

THE ABOVE FACILITY WAS INSPECTED FOR COMPLIANCE WITH APPLICABLE SECTIONS OF DIVISION 30 OF THE PUBLIC RESOURCES CODE (PRC), AND TITLE 14 AND TITLE 27 CALIFORNIA CODE OF REGULATIONS (CCR).

THE STANDARDS BELOW ARE CONSIDERED IN COMPLIANCE UNLESS OTHERWISE MARKED WITH ONE OF THE FOLLOWING: V=VIOLATION A=AREA OF CONCERN

PERMITS - FACILITIES	V	A
PRC 44002 - OPERATOR AUTH BY SWF PERMIT	○	○
PRC 44004 - SIGNIFICANT CHANGE	○	○
PRC 44005 - TRANSFER OWNERSHIP	○	○
PRC 44014(b) - OPER COMPLIES WITH TERMS	○	○
17210.3 - REQ FOR EMERGENCY WAIVER	○	○
17211.3 REQ FOR TEMP STIP. AGREEMENT	○	○
17211.4 - ISSUING STIP AGREEMENT (PEP)	○	○
17854 - COMP MAT HAND FACILITY PERMIT	○	○
17863 - REPORT OF COMP SITE INFO	○	○
17863.4 - ODOR IMPACT MINIMIZATION PLAN	○	○
18104 - REG PERMIT (Chipping & Grinding)	○	○
21640 - PERMIT REVIEW APPLICATION	○	○
FILING REQUIREMENTS - OPERATIONS		
17863.4 - ODOR IMPACT MINIMIZATION PLAN	○	○
18103.1 - ENF AGENCY NOTIF FILED	○	○
AGRICULTURAL MATERIAL COMPOSTING OPERATIONS		
17856(a) - AG COMP OPER - EA NOTIF RQMT	○	○
17856(b) - AG MAT COMP OP REQS/INSP FREQ	○	○
17856(c) - SALE/GIVE > 1K CU YDS PER YEAR, <12,500 CUBIC YDS OF GREEN MAT ON-SITE	○	○
RESEARCH COMPOST OPERATIONS		
17862(a) - MAXIMUM 5,000 CUBIC YDS ON SITE	○	○
17862(b) - IN VESSEL-LEA/EA APP > 5K CY	○	○
17862(c) - DESC RESEARCH/TIME FRAME	○	○
17862(d) - EA NOTIFICATION RENEWAL-2 YRS	○	○

CHIPPING AND GRINDING OPS AND FACILITIES	V	A
17862.1(a) - CG: 200 TPD-EA NOTICE	○	○
17862.1(b) - CG: 200-500 TPD REG PRMT	○	○
17862.1(c) - CG: > 500 TPD FULL PRMT	○	○
17862.1(d) - CG: CONTAM LIMIT SAMPLING	○	○
17862.1(e) - CG: CONTAM LIMIT	○	○
17862.1(f) - CG: STORAGE LMT / EXCEDED	○	○
SITING AND DESIGN		
17865(a) - CLOSED LANDFILLS (Post Close Use)	○	○
17865(b) - INTERMED COVER (Foundation Stab)	○	○
17866 - GENERAL DESIGN REQUIREMENTS	○	○
GENERAL OPERATING STANDARDS		
17867(a)(1) - ANIMAL WASTE	○	○
17867(a)(2) - VECT/ODRS/LIT/HAZ/NUIS/NOIS/DST	○	○
17867(a)(3) - RANDOM LOAD CHECKS	○	○
17867(a)(4) - COMPOST CONTAMINATION	○	○
17867(a)(5) - UNAUTHORIZED ACCESS	○	○
17867(a)(6) - TRAFFIC CONTROL	○	○
17867(a)(7) - SIGNS	○	○
17867(a)(8) - FIRE PREV, PROT, CNTRL (temps)	○	○
17867(a)(9) - PHONE OR RADIO COMM	○	○
17867(a)(10) - PHYS CONTAM, REFUSE REM	○	○
17867(a)(11) - ENCL ACTIVITIES VENTILATED	○	○
17867(a)(12) - LECHATE CONTROL	○	○
17867(a)(13) - PHYS CONT PREV. REMOVED	○	○
17867(a)(14) - SITE ATTENDANT	○	○
17867.5 - PERSONNEL TRAINING	○	○
SAMPLING REQUIREMENTS (OPERATIONS THAT SELL OR GIVE AWAY > 1,000 CUBIC YARDS AND ALL FACILITIES)		
17868.1 SAMPLING REQUIREMENTS	○	○

MAXIMUM METAL CONCENTRATIONS	V	A
17868.2 - METAL CONCENTRATION EXCEEDED	○	○
PATHOGEN REDUCTION		
17868.3(a) - PATHOGEN LEVELS EXCEEDED	○	○
17868.3(b) - PATHOGEN LEVELS/TEMP MAINT	○	○
17868.3(c) - ALT METHODS APPROVED	○	○
17868.3(d) - TEMP MONITORING	○	○
GENERAL MATERIAL PROCESSING		
17868.5(a) - LOAD CHECKING/SORTING	○	○
17868.5(b) - PHYSICAL CONTAMINANTS	○	○
17868.5(c) - AG OPER METAL CONCENT	○	○
17868.5(d) - PERSONNEL TRAIN (1% contams)	○	○
17868.5(e) - RECORDS	○	○
RECORD KEEPING		
17869(a) - INSPECTION OF RECORDS	○	○
17869(b) - SPECIAL OCCURRENCES	○	○
17869(c) - PUBLIC COMPLAINTS	○	○
17869(d) - FEEDSTOCK AND COMPOST	○	○
17869(e) - LOAD CHECKS	○	○
17869(f) - ARTICLE 7 TEST RESULTS	○	○
17869(f)(1) - PATHOGEN REDUCTION MTHDS	○	○
17869(g) - RECORD OF SERIOUS INJURIES	○	○
17869(h) - TRAINING RECORDS	○	○
SITE RESTORATION		
17870(a) - NTC 30 DAYS PRIOR RESTORATION	○	○
17870(b) - PROTECT PUB HLTH, SAFETY, ENVIR	○	○
17870(c) - RESTORATION PROC PERFORMED	○	○
OTHER		
	○	○
	○	○

Comments: *(Note: for additional or continued comments use the CIWMB 03 or attach additional pages.)*

The City of San Jose Planning Department has issued a response letter to the Special Use Permit application #SP08-037. The operator is currently working with a consultant to determine whether or not it is feasible for them to come into compliance with all of the required conditions in order to obtain a special use permit.

The processed material pile was larger than normal due to outgoing loads being reduced from six loads to four loads this week. The operator anticipates outgoing loads to return to six loads by next week.

Tonnage totals July 08 = 2370
Aug. 08 = 1825
Sept 08 = 1864

peak = 183 on July 22, 2008
= 119 on Aug. 4, 2008
= 136 on Sept 10, 2008

INSTRUCTIONS ON BACK Correct: ○ Incorrect: ⊘ ✓ EXAMPLE 123

Top White - CIWMB Middle Pink - LEA Bottom Yellow - Operator

09015120030

State of California
CIWMB 93
(Rev 01/07)

California Integrated Waste Management Board

Compostable Materials Handling Operation and Facility Inspection Report

Blue or Black Ink Pen

Enforcement Agency: City of San Jose - LEA

For Official CIWMB Use Only
Received Date
JAN 1 8 2009

FACILITY FILE NUMBER (99-xx-9999): 43-AN-0029

INSPECTION DATE (MM/DD/YYYY): 12/12/2008

PROGRAM CODE *(Select only one code)*
(●) LEA Periodic ( ) CIWMB Closed Sites ( ) CIWMB Focused
( ) LEA Focused ( ) CIWMB Enforcement Agent ( ) CIWMB Periodic

Time In: 3:00
Time Out: 4:30

Inspection Time: 1.5

( ) Attachments On File (Not Scanned)

Facility Name: Beck's Property and Tree Service

Facility Location: 1055 Commercial Court, Lot E

Inspector: Lisa Ochoa

Inspector Signature:

Received By (Operator) Signature:

Owner Signature (if present):

Also Present (Name): Jerry Beck

THE ABOVE FACILITY WAS INSPECTED FOR COMPLIANCE WITH APPLICABLE SECTIONS OF DIVISION 30 OF THE PUBLIC RESOURCES CODE (PRC), AND TITLE 14 AND TITLE 27 CALIFORNIA CODE OF REGULATIONS (CCR).

THE STANDARDS BELOW ARE CONSIDERED IN COMPLIANCE UNLESS OTHERWISE MARKED WITH ONE OF THE FOLLOWING: V=VIOLATION A=AREA OF CONCERN

PERMITS - FACILITIES	V	A
PRC 44002 - OPERATOR AUTH BY SWF PERMIT	○	○
PRC 44004 - SIGNIFICANT CHANGE	○	○
PRC 44005 - TRANSFER OWNERSHIP	○	○
PRC 44014(b) - OPER COMPLIES WITH TERMS	○	○
17210.3 - REQ FOR EMERGENCY WAIVER	○	○
17211.3 REQ FOR TEMP STIP. AGREEMENT	○	○
17211.4 - ISSUING STIP AGREEMENT (PEP)	○	○
17854 - COMP MAT HAND FACILITY PERMIT	○	○
17863 - REPORT OF COMP SITE INFO	○	○
17863.4 - ODOR IMPACT MINIMIZATION PLAN	○	○
18104 - REG PERMIT (Chipping & Grinding)	○	○
21640 - PERMIT REVIEW APPLICATION	○	○
FILING REQUIREMENTS - OPERATIONS		
17863.4 - ODOR IMPACT MINIMIZATION PLAN	○	○
18103.1 - ENF AGENCY NOTIF FILED	○	○
AGRICULTURAL MATERIAL COMPOSTING OPERATIONS		
17856(a) - AG COMP OPER - EA NOTIF RQMT	○	○
17856(b) - AG MAT COMP OP REQS/INSP FREQ	○	○
17856(c) - SALE/GIVE > 1K CU YDS PER YEAR, <12,500 CUBIC YDS OF GREEN MAT ON-SITE	○	○
RESEARCH COMPOST OPERATIONS		
17862(a) - MAXIMUM 5,000 CUBIC YDS ON SITE	○	○
17862(b) - IN VESSEL-LEA/EA APP > 5K CY	○	○
17862(c) - DESC RESEARCH/TIME FRAME	○	○
17862(d) - EA NOTIFICATION RENEWAL-2 YRS	○	○

CHIPPING AND GRINDING OPS AND FACILITIES	V	A
17862.1(a) - CG: 200 TPD-EA NOTICE	○	○
17862.1(b) - CG: 200-500 TPD REG PRMT	○	○
17862.1(c) - CG: > 500 TPD FULL PRMT	○	○
17862.1(d) - CG: CONTAM LIMIT SAMPLING	○	○
17862.1(e) - CG: CONTAM LIMIT	○	○
17862.1(f) - CG: STORAGE LMT / EXCEEDED	○	○
SITING AND DESIGN		
17865(a) - CLOSED LANDFILLS (Post Close Use)	○	○
17865(b) - INTERMED COVER (Foundation Stab)	○	○
17866 - GENERAL DESIGN REQUIREMENTS	○	○
GENERAL OPERATING STANDARDS		
17867(a)(1) - ANIMAL WASTE	○	○
17867(a)(2) - VECT/ODRS/LIT/HAZ/NUIS/NOIS/DST	○	○
17867(a)(3) - RANDOM LOAD CHECKS	○	○
17867(a)(4) - COMPOST CONTAMINATION	○	○
17867(a)(5) - UNAUTHORIZED ACCESS	○	○
17867(a)(6) - TRAFFIC CONTROL	○	○
17867(a)(7) - SIGNS	○	○
17867(a)(8) - FIRE PREV, PROT, CNTRL (temps)	○	○
17867(a)(9) - PHONE OR RADIO COMM	○	○
17867(a)(10) - PHYS CONTAM, REFUSE REM	○	○
17867(a)(11) - ENCL ACTIVITIES VENTILATED	○	○
17867(a)(12) - LECHATE CONTROL	○	○
17867(a)(13) - PHYS CONT PREV. REMOVED	○	○
17867(a)(14) - SITE ATTENDANT	○	○
17867.5 - PERSONNEL TRAINING	○	○
SAMPLING REQUIREMENTS (OPERATIONS THAT SELL OR GIVE AWAY > 1,000 CUBIC YARDS AND ALL FACILITIES)		
17868.1 SAMPLING REQUIREMENTS	○	○

MAXIMUM METAL CONCENTRATIONS	V	A
17868.2 - METAL CONCENTRATION EXCEEDED	○	○
PATHOGEN REDUCTION		
17868.3(a) - PATHOGEN LEVELS EXCEEDED	○	○
17868.3(b) - PATHOGEN LEVELS/TEMP MAINT	○	○
17868.3(c) - ALT METHODS APPROVED	○	○
17868.3(d) - TEMP MONITORING	○	○
GENERAL MATERIAL PROCESSING		
17868.5(a) - LOAD CHECKING/SORTING	○	○
17868.5(b) - PHYSICAL CONTAMINANTS	○	○
17868.5(c) - AG OPER METAL CONCENT	○	○
17868.5(d) - PERSONNEL TRAIN (1% contams)	○	○
17868.5(e) - RECORDS	○	○
RECORD KEEPING		
17869(a) - INSPECTION OF RECORDS	○	○
17869(b) - SPECIAL OCCURRENCES	○	○
17869(c) - PUBLIC COMPLAINTS	○	○
17869(d) - FEEDSTOCK AND COMPOST	○	○
17869(e) - LOAD CHECKS	○	○
17869(f) - ARTICLE 7 TEST RESULTS	○	○
17869(f)(1) - PATHOGEN REDUCTION MTHDS	○	○
17869(g) - RECORD OF SERIOUS INJURIES	○	○
17869(h) - TRAINING RECORDS	○	○
SITE RESTORATION		
17870(a) - NTC 30 DAYS PRIOR RESTORATION	○	○
17870(b) - PROTECT PUB HLTH, SAFETY, ENVIR	○	○
17870(c) - RESTORATION PROC PERFORMED	○	○
OTHER		
	○	○
	○	○

Comments: *(Note: for additional or continued comments use the CIWMB 03 or attach additional pages.)*

The City of San Jose Planning Department has issued a response letter to the Special Use Permit application #SP08-037. The operator is currently working with a consultant to determine whether or not it is feasible for them to come into compliance with all of the required conditions in order to obtain a special use permit or to relocate the business to a different location.

The processed material pile was considerably smaller than normal.

October tonnage total = 1947 Peak tonnage on 10/20/08 =129
November tonnage total = 1548 Peak tonnage on 11/26/08 =121
December tonnage to date ==638

INSTRUCTIONS ON BACK Correct: ● Incorrect: ⊘ ✓ ✗

EXAMPLE 123

Top White - CIWMB Middle Pink - LEA Bottom Yellow - Operator

09084120005

State of California
CIWMB 93
(Rev 01/07)

California Integrated Waste Management Board

Compostable Materials Handling Operation and Facility Inspection Report

Blue or Black Ink Pen

Enforcement Agency: City of San Jose - LEA

FACILITY FILE NUMBER (99-xx-9999): 43-AN-0029

INSPECTION DATE (MM/DD/YYYY): 02/19/2009

PROGRAM CODE (Select only one code):
(●) LEA Periodic ( ) CIWMB Closed Sites ( ) CIWMB Focused
( ) LEA Focused ( ) CIWMB Enforcement Agent ( ) CIWMB Periodic

Time In: 8:00
Time Out: 9:00
Inspection Time: 1.0

For Official CIWMB Use Only
Received Date: RECEIVED MAR 20 2009 By
( ) Attachments On File (Not Scanned)

Facility Name: Beck's Property and Tree Service
Received By (Operator) Signature:

Facility Location: 1055 Commercial Court, Lot E
Owner Signature (if present):

Inspector: Lisa Ochoa
Inspector Signature:
Also Present (Name): Rick Beck, Owner/Operator

THE ABOVE FACILITY WAS INSPECTED FOR COMPLIANCE WITH APPLICABLE SECTIONS OF DIVISION 30 OF THE PUBLIC RESOURCES CODE (PRC), AND TITLE 14 AND TITLE 27 CALIFORNIA CODE OF REGULATIONS (CCR).

THE STANDARDS BELOW ARE CONSIDERED IN COMPLIANCE UNLESS OTHERWISE MARKED WITH ONE OF THE FOLLOWING: V=VIOLATION A=AREA OF CONCERN

PERMITS - FACILITIES	V	A
PRC 44002 - OPERATOR AUTH BY SWF PERMIT	◯	◯
PRC 44004 - SIGNIFICANT CHANGE	◯	◯
PRC 44005 - TRANSFER OWNERSHIP	◯	◯
PRC 44014(b) - OPER COMPLIES WITH TERMS	◯	◯
17210.3 - REQ FOR EMERGENCY WAIVER	◯	◯
17211.3 REQ FOR TEMP STIP. AGREEMENT	◯	◯
17211.4 - ISSUING STIP AGREEMENT (PEP)	◯	◯
17854 - COMP MAT HAND FACILITY PERMIT	◯	◯
17863 - REPORT OF COMP SITE INFO	◯	◯
17863.4 - ODOR IMPACT MINIMIZATION PLAN	◯	◯
18104 - REG PERMIT (Chipping & Grinding)	◯	◯
21640 - PERMIT REVIEW APPLICATION	◯	◯
FILING REQUIREMENTS - OPERATIONS		
17863.4 - ODOR IMPACT MINIMIZATION PLAN	◯	◯
18103.1 - ENF AGENCY NOTIF FILED	◯	◯
AGRICULTURAL MATERIAL COMPOSTING OPERATIONS		
17856(a) - AG COMP OPER - EA NOTIF RQMT	◯	◯
17856(b) - AG MAT COMP OP REQS/INSP FREQ	◯	◯
17856(c) - SALE/GIVE > 1K CU YDS PER YEAR, <12,500 CUBIC YDS OF GREEN MAT ON-SITE	◯	◯
RESEARCH COMPOST OPERATIONS		
17862(a) - MAXIMUM 5,000 CUBIC YDS ON SITE	◯	◯
17862(b) - IN VESSEL-LEA/EA APP > 5K CY	◯	◯
17862(c) - DESC RESEARCH/TIME FRAME	◯	◯
17862(d) - EA NOTIFICATION RENEWAL-2 YRS	◯	◯

CHIPPING AND GRINDING OPS AND FACILITIES	V	A
17862.1(a) - CG: 200 TPD-EA NOTICE	◯	◯
17862.1(b) - CG: 200-500 TPD REG PRMT	◯	◯
17862.1(c) - CG: > 500 TPD FULL PRMT	◯	◯
17862.1(d) - CG: CONTAM LIMIT SAMPLING	◯	◯
17862.1(e) - CG: CONTAM LIMIT	◯	◯
17862.1(f) - CG: STORAGE LMT / EXCEEDED	◯	◯
SITING AND DESIGN		
17865(a) - CLOSED LANDFILLS (Post Close Use)	◯	◯
17865(b) - INTERMED COVER (Foundation Stab)	◯	◯
17866 - GENERAL DESIGN REQUIREMENTS	◯	◯
GENERAL OPERATING STANDARDS		
17867(a)(1) - ANIMAL WASTE	◯	◯
17867(a)(2) - VECT/ODRS/LIT/HAZ/NUIS/NOIS/DST	◯	◯
17867(a)(3) - RANDOM LOAD CHECKS	◯	◯
17867(a)(4) - COMPOST CONTAMINATION	◯	◯
17867(a)(5) - UNAUTHORIZED ACCESS	◯	◯
17867(a)(6) - TRAFFIC CONTROL	◯	◯
17867(a)(7) - SIGNS	◯	◯
17867(a)(8) - FIRE PREV, PROT, CNTRL (temps)	◯	◯
17867(a)(9) - PHONE OR RADIO COMM	◯	◯
17867(a)(10) - PHYS CONTAM, REFUSE REM	◯	◯
17867(a)(11) - ENCL ACTIVITIES VENTILATED	◯	◯
17867(a)(12) - LECHATE CONTROL	◯	◯
17867(a)(13) - PHYS CONT PREV. REMOVED	◯	◯
17867(a)(14) - SITE ATTENDANT	◯	◯
17867.5 - PERSONNEL TRAINING	◯	◯
SAMPLING REQUIREMENTS (OPERATIONS THAT SELL OR GIVE AWAY > 1,000 CUBIC YARDS AND ALL FACILITIES)		
17868.1 SAMPLING REQUIREMENTS	◯	◯

MAXIMUM METAL CONCENTRATIONS	V	A
17868.2 - METAL CONCENTRATION EXCEEDED	◯	◯
PATHOGEN REDUCTION		
17868.3(a) - PATHOGEN LEVELS EXCEEDED	◯	◯
17868.3(b) - PATHOGEN LEVELS/TEMP MAINT	◯	◯
17868.3(c) - ALT METHODS APPROVED	◯	◯
17868.3(c) - TEMP MONITORING	◯	◯
GENERAL MATERIAL PROCESSING		
17868.5(a) - LOAD CHECKING/SORTING	◯	◯
17868.5(b) - PHYSICAL CONTAMINANTS	◯	◯
17868.5(c) - AG OPER METAL CONCENT	◯	◯
17868.5(d) - PERSONNEL TRAIN (1% contams)	◯	◯
17868.5(e) - RECORDS	◯	◯
RECORD KEEPING		
17869(a) - INSPECTION OF RECORDS	◯	◯
17869(b) - SPECIAL OCCURRENCES	◯	◯
17869(c) - PUBLIC COMPLAINTS	◯	◯
17869(d) - FEEDSTOCK AND COMPOST	◯	◯
17869(e) - LOAD CHECKS	◯	◯
17869(f) - ARTICLE 7 TEST RESULTS	◯	◯
17869(f)(1) - PATHOGEN REDUCTION MTHDS	◯	◯
17869(g) - RECORD OF SERIOUS INJURIES	◯	◯
17869(h) - TRAINING RECORDS	◯	◯
SITE RESTORATION		
17870(a) - NTC 30 DAYS PRIOR RESTORATION	◯	◯
17870(b) - PROTECT PUB HLTH, SAFETY, ENVIR	◯	◯
17870(c) - RESTORATION PROC PERFORMED	◯	◯
OTHER		
	◯	◯
	◯	◯

Comments: *(Note: for additional or continued comments use the CIWMB 03 or attach additional pages.)*

Due to the sale of the parcel that Beck's Tree Service is currently operating at, the owner is pursuing relocation of the business to another location in San Jose. The operator is working with the City of San Jose Planning Department to gain approval and to secure all necessary permits before they relocate. The operator will be preparing a notification letter to the LEA that the business is being ceased at the above location on or near 3-31-2009.

The operator will resubmit for the SWFP notification process when a new location is determined and prior to the move.

No violations or areas of concern were observed during the inspection.

INSTRUCTIONS ON BACK Correct: ● Incorrect: ⊘ ✓ EXAMPLE 123

Top White - CIWMB Middle Pink - LEA Bottom Yellow - Operator

09189120018

State of California
CIWMB 93
(Rev 01/07)

California Integrated Waste Management Board

Compostable Materials Handling Operation and Facility Inspection Report

Blue or Black Ink Pen

Enforcement Agency: City of San Jose - LEA

For Official CIWMB Use Only
Received Date: JUL 7 2009
Attachments On File (Not Scanned)

FACILITY FILE NUMBER (99-xx-9999): 43-AN-0029

INSPECTION DATE (MM/DD/YYYY): 05/20/2009

PROGRAM CODE *(Select only one code)*
(•) LEA Periodic ( ) CIWMB Closed Sites ( ) CIWMB Focused
( ) LEA Focused ( ) CIWMB Enforcement Agent ( ) CIWMB Periodic

Time In: 11:00
Time Out: 12:00
Inspection Time: 1

Facility Name: Beck's Property and Tree Service

Facility Location: 1055 Commercial Court, Lot E

Inspector: Lisa Ochoa

Inspector Signature:

Received By (Operator) Signature:

Owner Signature (if present):

Also Present (Name): Dennis Ferrier, LEA

THE ABOVE FACILITY WAS INSPECTED FOR COMPLIANCE WITH APPLICABLE SECTIONS OF DIVISION 30 OF THE PUBLIC RESOURCES CODE (PRC), AND TITLE 14 AND TITLE 27 CALIFORNIA CODE OF REGULATIONS (CCR).

THE STANDARDS BELOW ARE CONSIDERED IN COMPLIANCE UNLESS OTHERWISE MARKED WITH ONE OF THE FOLLOWING: V=VIOLATION A=AREA OF CONCERN

PERMITS - FACILITIES	V	A
PRC 44002 - OPERATOR AUTH BY SWF PERMIT	○	○
PRC 44004 - SIGNIFICANT CHANGE	○	○
PRC 44005 - TRANSFER OWNERSHIP	○	○
PRC 44014(b) - OPER COMPLIES WITH TERMS	○	○
17210.3 - REQ FOR EMERGENCY WAIVER	○	○
17211.3 REQ FOR TEMP STIP. AGREEMENT	○	○
17211.4 - ISSUING STIP AGREEMENT (PEP)	○	○
17854 - COMP MAT HAND FACILITY PERMIT	○	○
17863 - REPORT OF COMP SITE INFO	○	○
17863.4 - ODOR IMPACT MINIMIZATION PLAN	○	○
18104 - REG PERMIT (Chipping & Grinding)	○	○
21640 - PERMIT REVIEW APPLICATION	○	○
FILING REQUIREMENTS - OPERATIONS		
17863.4 - ODOR IMPACT MINIMIZATION PLAN	○	○
18103.1 - ENF AGENCY NOTIF FILED	○	○
AGRICULTURAL MATERIAL COMPOSTING OPERATIONS		
17856(a) - AG COMP OPER - EA NOTIF RQMT	○	○
17856(b) - AG MAT COMP OP REQS/INSP FREQ	○	○
17856(c) - SALE/GIVE > 1K CU YDS PER YEAR, <12,500 CUBIC YDS OF GREEN MAT ON-SITE	○	○
RESEARCH COMPOST OPERATIONS		
17862(a) - MAXIMUM 5,000 CUBIC YDS ON SITE	○	○
17862(b) - IN VESSEL-LEA/EA APP > 5K CY	○	○
17862(c) - DESC RESEARCH/TIME FRAME	○	○
17862(d) - EA NOTIFICATION RENEWAL-2 YRS	○	○

CHIPPING AND GRINDING OPS AND FACILITIES	V	A
17862.1(a) - CG: 200 TPD-EA NOTICE	○	○
17862.1(b) - CG: 200-500 TPD REG PRMT	○	○
17862.1(c) - CG: > 500 TPD FULL PRMT	○	○
17862.1(d) - CG: CONTAM LIMIT SAMPLING	○	○
17862.1(e) - CG: CONTAM LIMIT	○	○
17862.1(f) - CG: STORAGE LMT / EXCEEDED	○	○
SITING AND DESIGN		
17865(a) - CLOSED LANDFILLS (Post Close Use)	○	○
17865(b) - INTERMED COVER (Foundation Stab)	○	○
17866 - GENERAL DESIGN REQUIREMENTS	○	○
GENERAL OPERATING STANDARDS		
17867(a)(1) - ANIMAL WASTE	○	○
17867(a)(2) - VECT/ODRS/LIT/HAZ/NUIS/NOIS/DST	○	○
17867(a)(3) - RANDOM LOAD CHECKS	○	○
17867(a)(4) - COMPOST CONTAMINATION	○	○
17867(a)(5) - UNAUTHORIZED ACCESS	○	○
17867(a)(6) - TRAFFIC CONTROL	○	○
17867(a)(7) - SIGNS	○	○
17867(a)(8) - FIRE PREV, PROT, CNTRL (temps)	○	○
17867(a)(9) - PHONE OR RADIO COMM	○	○
17867(a)(10) - PHYS CONTAM, REFUSE REM	○	○
17867(a)(11) - ENCL ACTIVITIES VENTILATED	○	○
17867(a)(12) - LECHATE CONTROL	○	○
17867(a)(13) - PHYS CONT PREV. REMOVED	○	○
17867(a)(14) - SITE ATTENDANT	○	○
17867.5 - PERSONNEL TRAINING	○	○
SAMPLING REQUIREMENTS (OPERATIONS THAT SELL OR GIVE AWAY > 1,000 CUBIC YARDS AND ALL FACILITIES)		
17868.1 SAMPLING REQUIREMENTS	○	○

MAXIMUM METAL CONCENTRATIONS	V	A
17868.2 - METAL CONCENTRATION EXCEEDED	○	○
PATHOGEN REDUCTION		
17868.3(a) - PATHOGEN LEVELS EXCEEDED	○	○
17868.3(b) - PATHOGEN LEVELS/TEMP MAINT	○	○
17868.3(c) - ALT METHODS APPROVED	○	○
17868.3(d) - TEMP MONITORING	○	○
GENERAL MATERIAL PROCESSING		
17868.5(a) - LOAD CHECKING/SORTING	○	○
17868.5(b) - PHYSICAL CONTAMINANTS	○	○
17868.5(c) - AG OPER METAL CONCENT	○	○
17868.5(d) - PERSONNEL TRAIN (1% contams)	○	○
17868.5(e) - RECORDS	○	○
RECORD KEEPING		
17869(a) - INSPECTION OF RECORDS	○	○
17869(b) - SPECIAL OCCURRENCES	○	○
17869(c) - PUBLIC COMPLAINTS	○	○
17869(d) - FEEDSTOCK AND COMPOST	○	○
17869(e) - LOAD CHECKS	○	○
17869(f) - ARTICLE 7 TEST RESULTS	○	○
17869(f)(1) - PATHOGEN REDUCTION MTHDS	○	○
17869(g) - RECORD OF SERIOUS INJURIES	○	○
17869(h) - TRAINING RECORDS	○	○
SITE RESTORATION		
17870(a) - NTC 30 DAYS PRIOR RESTORATION	○	○
17870(b) - PROTECT PUB HLTH, SAFETY, ENVIR	○	○
17870(c) - RESTORATION PROC PERFORMED	○	○
OTHER		
	○	○
	○	○

Comments: *(Note: for additional or continued comments use the CIWMB 03 or attach additional pages.)*

The LEA received notification on March 31, 2009 that Beck's Tree Service would be ceasing operations at the above location and requests to withdraw it's notification for operations under SWIS #43-AN-0029.

All equipment, wood waste/materials have been completely vacated from the site. No activity was observed at the site. The business has been ceased at this location.

Please see the attached photographs.

INSTRUCTIONS ON BACK

Correct: ● Incorrect: ⊘ ✓

EXAMPLE 123

Top White - CIWMB Middle Pink - LEA Bottom Yellow - Operator

09189912009018



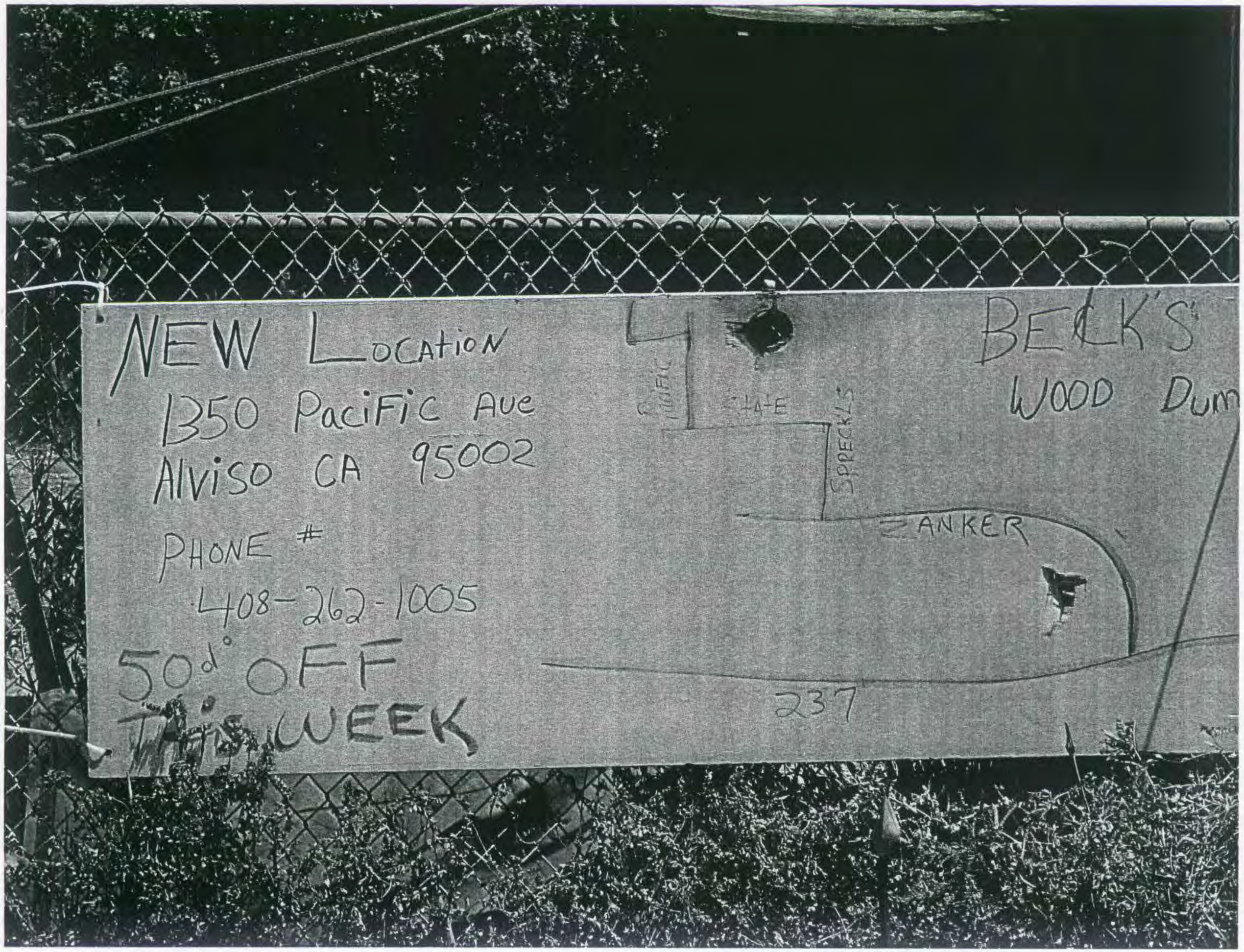
NEW LOCATION
1350 PACIFIC AVE
ALVISO CA 95002
PHONE #
408-262-1005
50% OFF
THIS WEEK
BECK'S
WOOD DUM
PACIFIC
STATE
SPECK'S
ANKER
237

State of California
CIWMB 37 (Rev. 01/2008)

Solid Waste Information System (SWIS)

Facility / Site /Operation Data Entry Form

California Integrated Waste Management Board

☐*** New SWIS Number ☐Update information(*☐) ☐ Change in address or phone #s ☑ Request to Archive

CIWMB USE ONLY = Facility/Site/Operation SWIS Number 43 - AN - 0029 / LEA ___ - ___

☐* Facility Locator Information: see: http://www.ciwmb.ca.gov/SWIS/MinimumData.htm

Facility/Site Name: BECK'S PROPERTY AND TREE SERVICE

Facility/Site Location/Address: 1055 COMMERCIAL COURT, LOT E

Nearest City/Place Name: SAN JOSE County: SANTA CLARA State CA Zip: 95112 - ____

Facility locator info: *Decimal Degrees* = Longitude: - 121.88753 Latitude 37.36945

-or- Degrees, Minutes, and Seconds: Long: - _____ Lat: _____

Assessor Parcel Number(s): _____

Map#: _____ Section: _____ Township: _____ Range: _____ Base/Meridian: _____

☒* Operator (Business Owner) information:

Person/Operator Name/Company Name: BECK'S PROPERTY AND TREE SERVICE

Last Name: BECK First Name: RICK MI: ____

Title: _____ Organization: _____

Mailing Address: 2324 HWY 49 SOUTH

City: MARIPOSA State: CA Zip: 95338 - ____

Phone Number: (209) 966 - 3755 FAX: ( ) ___ - ____

E- Mail Address: _____

☒* Land Owner(s) [Property Owner(s)] information:

Person/Operator Name/Company Name: JOHNSON. FAYE AND CAROLE KEETON

Last Name: _____ First Name: _____ MI: ____

Title: _____ Organization: _____

Mailing Address: 10150 CLAYTON RD

City: SAN JOSE State: CA Zip: 95127 - ____

Phone Number: (408) 274 - 6221 FAX: ( ) ___ - ____

E- Mail Address: _____

*****Required Signature for submittal to CIWMB with supporting documents and maps:**

LEA or Operator or Owner signature: X LISA OCHOA Phone: _____ Date: _____

☑ Supporting documents attached ☐ Maps attached ☑ All signatures and dates present on documents

See : http://www.ciwmb.ca.gov/SWIS/MinimumData.htm

☒* Facility /Site / Unit: Characteristics /Specifications:

Unit Activity(s) name(s) and Code #: 05 (COMPOST FACILITY: GREEN WASTE)

(See back of this form for list of Activity types and codes)

Check one each:

Regulatory Status	Operator Type	Operational Status
☐ Permitted	☐ Federal	☐ Planned
☐ Unpermitted	☐ State	☐ Active
☐ Exempt	☐ County	☐ Inactive
☑ EA Notification	☐ City	☑ Closed
☐ Excluded	☑ Private	☐ Clean Closed
☐ Proposed	☐ District	☐ To be Determined

Inspection Frequency: QUARTERLY

Closure year (date): MARCH 31. 2009

Tons/Volume per Day: 140

Permit Date: 9/27/2006

EA Notification date: 9/15/2006

List one or more Types of Waste to be received /permitted (see back of this form for list of waste types/ code #) : 10. 13

*****Required CIWMB staff Signature** (Received and Reviewed for completeness)

by: X Eric Kiuja **Phone:** 341-6427 **Date:** 5/29/2009

Beck's Trucking
2324 Highway 49 So.
Mariposa, CA. 95338

Business office phone (209) 966-3755
Fax (209) 966-7612

March 31, 2009

LEA / CIWMB
200 East Santa Clara St
San Jose, CA. 95113

Subject: **Chipping and Grinding Operation**
SWIS number : 43-AN-0029
Beck's Property & Tree Service (Becks Trucking)
1055 Commercial Court, Lot E
San Jose, Ca. 95112

Enforcement Agency,

This letter is to inform you that we have ceased our operation of business and withdrawing our notification at 1055 Commercial Court, Lot E in San Jose, Ca 95112.

Respectfully Submitted
Richard Beck
Owner operator

COPY

First American	Chain of Title Guarantee
Guarantee	ISSUED BY First American Title Insurance Company GUARANTEE NUMBER 5013500-NCS-1071140A-CO

SUBJECT TO THE EXCLUSIONS FROM COVERAGE, THE LIMITS OF LIABILITY AND THE CONDITIONS AND STIPULATIONS OF THIS GUARANTEE,

FIRST AMERICAN TITLE INSURANCE COMPANY
a Nebraska corporation, herein called the Company

GUARANTEES

the Assured named in Schedule A against actual monetary loss or damage not exceeding the liability stated in Schedule A, which the Assured shall sustain by reason of any incorrectness in the assurances set forth in Schedule A.

First American Title Insurance Company

Kenneth D. DeGiorgio, President

Greg L. Smith, Secretary

SCHEDULE OF EXCLUSIONS FROM COVERAGE OF THIS GUARANTEE

1. Except to the extent that specific assurances are provided in Schedule A of this Guarantee, the Company assumes no liability for loss or damage by reason of the following:
   (a) Defects, liens, encumbrances, adverse claims or other matters against the title, whether or not shown by the public records.
   (b) (1) Taxes or assessments of any taxing authority that levies taxes or assessments on real property; or, (2) Proceedings by a public agency which may result in taxes or assessments, or notices of such proceedings, whether or not the matters excluded under (1) or (2) are shown by the records of the taxing authority or by the public records.
   (c) (1) Unpatented mining claims; (2) reservations or exceptions in patents or in Acts authorizing the issuance thereof; (3) water rights, claims or title to water, whether or not the matters excluded under (1), (2) or (3) are shown by the public records.
2. Notwithstanding any specific assurances which are provided in Schedule A of this Guarantee, the Company assumes no liability for loss or damage by reason of the following:
   (a) Defects, liens, encumbrances, adverse claims or other matters affecting the title to any property beyond the lines of the land expressly described in the description set forth in Schedule (A), (C) or in Part 2 of this Guarantee, or title to streets, roads, avenues, lanes, ways or waterways to which such land abuts, or the right to maintain therein vaults, tunnels, ramps or any structure or improvements; or any rights or easements therein, unless such property, rights or easements are expressly and specifically set forth in said description.
   (b) Defects, liens, encumbrances, adverse claims or other matters, whether or not shown by the public records; (1) which are created, suffered, assumed or agreed to by one or more of the Assureds; (2) which result in no loss to the Assured; or (3) which do not result in the invalidity or potential invalidity of any judicial or non-judicial proceeding which is within the scope and purpose of the assurances provided.
   (c) The identity of any party shown or referred to in Schedule A.
   (d) The validity, legal effect or priority of any matter shown or referred to in this Guarantee.

GUARANTEE CONDITIONS AND STIPULATIONS

1. Definition of Terms.
   The following terms when used in the Guarantee mean:
   (a) the "Assured": the party or parties named as the Assured in this Guarantee, or on a supplemental writing executed by the Company.
   (b) "land": the land described or referred to in Schedule (A)(C) or in Part 2, and improvements affixed thereto which by law constitute real property. The term "land" does not include any property beyond the lines of the area described or referred to in Schedule (A)(C) or in Part 2, nor any right, title, interest, estate or easement in abutting streets, roads, avenues, alleys, lanes, ways or waterways.
   (c) "mortgage": mortgage, deed of trust, trust deed, or other security instrument.
   (d) "public records": records established under state statutes at Date of Guarantee for the purpose of imparting constructive notice of matters relating to real property to purchasers for value and without knowledge.
   (e) "date": the effective date.
2. Notice of Claim to be Given by Assured Claimant.
   An Assured shall notify the Company promptly in writing in case knowledge shall come to an Assured hereunder of any claim of title or interest which is adverse to the title to the estate or interest, as stated herein, and which might cause loss or damage for which the Company may be liable by virtue of this Guarantee. If prompt notice shall not be given to the Company, then all liability of the Company shall terminate with regard to the matter or matters for which prompt notice is required; provided, however, that failure to notify the Company shall in no case prejudice the rights of any Assured unless the Company shall be prejudiced by the failure and then only to the extent of the prejudice.
3. No Duty to Defend or Prosecute.
   The Company shall have no duty to defend or prosecute any action or proceeding to which the Assured is a party, notwithstanding the nature of any allegation in such action or proceeding.
4. Company's Option to Defend or Prosecute Actions; Duty of Assured Claimant to Cooperate.
   Even though the Company has no duty to defend or prosecute as set forth in Paragraph 3 above:
   (a) The Company shall have the right, at its sole option and cost, to institute and prosecute any action or proceeding, interpose a defense, as limited in (b), or to do any other act which in its opinion may be necessary or desirable to establish the title to the estate or interest as stated herein, or to establish the lien rights of the Assured, or to prevent or reduce loss or damage to the Assured. The Company may take any appropriate action under the terms of this Guarantee, whether or not it shall be liable hereunder, and shall not thereby concede liability or waive any provision of this Guarantee. If the Company shall exercise its rights under this paragraph, it shall do so diligently.
   (b) If the Company elects to exercise its options as stated in Paragraph 4(a) the Company shall have the right to select counsel of its choice (subject to the right of such Assured to object for reasonable cause) to represent the Assured and shall not be liable for and will not pay the fees of any other counsel, nor will the Company pay any fees, costs or expenses incurred by an Assured in the defense of those causes of action which allege matters not covered by this Guarantee.
   (c) Whenever the Company shall have brought an action or interposed a defense as permitted by the provisions of this Guarantee, the Company may pursue any litigation to final determination by a court of competent jurisdiction and expressly reserves the right, in its sole discretion, to appeal from an adverse judgment or order.
   (d) In all cases where this Guarantee permits the Company to prosecute or provide for the defense of any action or proceeding, an Assured shall secure to the Company the right to so prosecute or provide for the defense of any action or proceeding, and all appeals therein, and permit the Company to use, at its option, the name of

such Assured for this purpose. Whenever requested by the Company, an Assured, at the Company's expense, shall give the Company all reasonable aid in any action or proceeding, securing evidence, obtaining witnesses, prosecuting or defending the action or lawful act which in the opinion of the Company may be necessary or desirable to establish the title to the estate or interest as stated herein, or to establish the lien rights of the Assured. If the Company is prejudiced by the failure of the Assured to furnish the required cooperation, the Company's obligations to the Assured under the Guarantee shall terminate.

5. Proof of Loss or Damage.
In addition to and after the notices required under Section 2 of these Conditions and Stipulations have been provided to the Company, a proof of loss or damage signed and sworn to by the Assured shall be furnished to the Company within ninety (90) days after the Assured shall ascertain the facts giving rise to the loss or damage. The proof of loss or damage shall describe the matters covered by this Guarantee which constitute the basis of loss or damage and shall state, to the extent possible, the basis of calculating the amount of the loss or damage. If the Company is prejudiced by the failure of the Assured to provide the required proof of loss or damage, the Company's obligation to such assured under the Guarantee shall terminate. In addition, the Assured may reasonably be required to submit to examination under oath by any authorized representative of the Company and shall produce for examination, inspection and copying, at such reasonable times and places as may be designated by any authorized representative of the Company, all records, books, ledgers, checks, correspondence and memoranda, whether bearing a date before or after Date of Guarantee, which reasonably pertain to the loss or damage. Further, if requested by any authorized representative of the Company, the Assured shall grant its permission, in writing, for any authorized representative of the Company to examine, inspect and copy all records, books, ledgers, checks, correspondence and memoranda in the custody or control of a third party, which reasonably pertain to the loss or damage. All information designated as confidential by the Assured provided to the Company pursuant to this Section shall not be disclosed to others unless, in the reasonable judgment of the Company, it is necessary in the administration of the claim. Failure of the Assured to submit for examination under oath, produce other reasonably requested information or grant permission to secure reasonably necessary information from third parties as required in the above paragraph, unless prohibited by law or governmental regulation, shall terminate any liability of the Company under this Guarantee to the Assured for that claim.

6. Options to Pay or Otherwise Settle Claims: Termination of Liability.
In case of a claim under this Guarantee, the Company shall have the following additional options:
   (a) To Pay or Tender Payment of the Amount of Liability or to Purchase the Indebtedness.
   The Company shall have the option to pay or settle or compromise for or in the name of the Assured any claim which could result in loss to the Assured within the coverage of this Guarantee, or to pay the full amount of this Guarantee or, if this Guarantee is issued for the benefit of a holder of a mortgage or a lienholder, the Company shall have the option to purchase the indebtedness secured by said mortgage or said lien for the amount owing thereon, together with any costs, reasonable attorneys' fees and expenses incurred by the Assured claimant which were authorized by the Company up to the time of purchase. Such purchase, payment or tender of payment of the full amount of the Guarantee shall terminate all liability of the Company hereunder. In the event after notice of claim has been given to the Company by the Assured the Company offers to purchase said indebtedness, the owner of such indebtedness shall transfer and assign said indebtedness, together with any collateral security, to the Company upon payment of the purchase price.
   Upon the exercise by the Company of the option provided for in Paragraph (a) the Company's obligation to the Assured under this Guarantee for the claimed loss or damage, other than to make the payment required in that paragraph, shall terminate, including any obligation to continue the defense or prosecution of any litigation for which the Company has exercised its options under Paragraph 4, and the Guarantee shall be surrendered to the Company for cancellation.
   (b) To Pay or Otherwise Settle With Parties Other Than the Assured or With the Assured Claimant.
   To pay or otherwise settle with other parties for or in the name of an Assured claimant any claim assured against under this Guarantee, together with any costs, attorneys' fees and expenses incurred by the Assured claimant which were authorized by the Company up to the time of payment and which the Company is obligated to pay.
   Upon the exercise by the Company of the option provided for in Paragraph (b) the Company's obligation to the Assured under this Guarantee for the claimed loss or damage, other than to make the payment required in that paragraph, shall terminate, including any obligation to continue the defense or prosecution of any litigation for which the Company has exercised its options under Paragraph 4.

7. Determination and Extent of Liability.
This Guarantee is a contract of Indemnity against actual monetary loss or damage sustained or incurred by the Assured claimant who has suffered loss or damage by reason of reliance upon the assurances set forth in this Guarantee and only to the extent herein described, and subject to the Exclusions From Coverage of This Guarantee. The liability of the Company under this Guarantee to the Assured shall not exceed the least of:
   (a) the amount of liability stated in Schedule A or in Part 2;
   (b) the amount of the unpaid principal indebtedness secured by the mortgage of an Assured mortgagee, as limited or provided under Section 6 of these Conditions and Stipulations or as reduced under Section 9 of these Conditions and Stipulations, at the time the loss or damage assured against by this Guarantee occurs, together with interest thereon; or
   (c) the difference between the value of the estate or interest covered hereby as stated herein and the value of the estate or interest subject to any defect, lien or encumbrance assured against by this Guarantee.

8. Limitation of Liability.
   (a) If the Company establishes the title, or removes the alleged defect, lien or encumbrance, or cures any other matter assured against by this Guarantee in a reasonably diligent manner by any method, including

litigation and the completion of any appeals therefrom, it shall have fully performed its obligations with respect to that matter and shall not be liable for any loss or damage caused thereby.

(b) In the event of any litigation by the Company or with the Company's consent, the Company shall have no liability for loss or damage until there has been a final determination by a court of competent jurisdiction, and disposition of all appeals therefrom, adverse to the title, as stated herein.

(c) The Company shall not be liable for loss or damage to any Assured for liability voluntarily assumed by the Assured in settling any claim or suit without the prior written consent of the Company.

9. Reduction of Liability or Termination of Liability.
All payments under this Guarantee, except payments made for costs, attorneys' fees and expenses pursuant to Paragraph 4 shall reduce the amount of liability pro tanto.

10. Payment of Loss.

(a) No payment shall be made without producing this Guarantee for endorsement of the payment unless the Guarantee has been lost or destroyed, in which case proof of loss or destruction shall be furnished to the satisfaction of the Company.

(b) When liability and the extent of loss or damage has been definitely fixed in accordance with these Conditions and Stipulations, the loss or damage shall be payable within thirty (30) days thereafter.

11. Subrogation Upon Payment or Settlement.
Whenever the Company shall have settled and paid a claim under this Guarantee, all right of subrogation shall vest in the Company unaffected by any act of the Assured claimant. The Company shall be subrogated to and be entitled to all rights and remedies which the Assured would have had against any person or property in respect to the claim had this Guarantee not been issued. If requested by the Company, the Assured shall transfer to the Company all rights and remedies against any person or property necessary in order to perfect this right of subrogation. The Assured shall permit the Company to sue, compromise or settle in the name of the Assured and to use the name of the Assured in any transaction or litigation involving these rights or remedies.
If a payment on account of a claim does not fully cover the loss of the Assured the Company shall be subrogated to all rights and remedies of the Assured after the Assured shall have recovered its principal, interest, and costs of collection.

12. Arbitration.
Unless prohibited by applicable law, either the Company or the Assured may demand arbitration pursuant to the Title Insurance Arbitration Rules of the American Land Title Association. Arbitrable matters may include, but are not limited to, any controversy or claim between the Company and the Assured arising out of or relating to this Guarantee, any service of the Company in connection with its issuance or the breach of a Guarantee provision or other obligation. All arbitrable matters when the Amount of Liability is $2,000,000 or less shall be arbitrated at the option of either the Company or the Assured. All arbitrable matters when the amount of liability is in excess of $2,000,000 shall be arbitrated only when agreed to by both the Company and the Assured. The Rules in effect at Date of Guarantee shall be binding upon the parties. The award may include attorneys' fees only if the laws of the state in which the land is located permits a court to award attorneys' fees to a prevailing party. Judgment upon the award rendered by the Arbitrator(s) may be entered in any court having jurisdiction thereof.
The law of the situs of the land shall apply to an arbitration under the Title Insurance Arbitration Rules.
A copy of the Rules may be obtained from the Company upon request.

13. Liability Limited to This Guarantee; Guarantee Entire Contract.

(a) This Guarantee together with all endorsements, if any, attached hereto by the Company is the entire Guarantee and contract between the Assured and the Company. In interpreting any provision of this Guarantee, this Guarantee shall be construed as a whole.

(b) Any claim of loss or damage, whether or not based on negligence, or any action asserting such claim, shall be restricted to this Guarantee.

(c) No amendment of or endorsement to this Guarantee can be made except by a writing endorsed hereon or attached hereto signed by either the President, a Vice President, the Secretary, an Assistant Secretary, or validating officer or authorized signatory of the Company.

14. Notices, Where Sent.
All notices required to be given the Company and any statement in writing required to be furnished the Company shall include the number of this Guarantee and shall be addressed to the Company at First American Title Insurance Company, Attn: Claims National Intake Center, 1 First American Way, Santa Ana, California 92707. Claims.NIC@firstam.com Phone: 888-632-1642 Fax: 877-804-7606

First American Title

File No.: NCS-1071140A-CO Liability: $1,000.00 Fee: $240.00

1. Name of Assured: PROLOGIS TARGETED U.S. LOGISTICS FUND, L.P., a Delaware limited partnership

2. Date of Guarantee: June 09, 2022

The assurances referred to on the face page are:

That, according to those public records which, under the recording laws, impart constructive notice of matters relating to the interest, if any, which was acquired by PROLOGIS TARGETED U.S. LOGISTICS FUND, L.P., a Delaware limited partnership

pursuant to a Grant Deed recorded September 6, 2019 as Instrument No. 24274333, Official Records of Santa Clara County in and to the land described as follows:

Real Property in the city of San Jose, County of Santa Clara, State of California, described as follows:

TRACT ONE:

PARCEL ONE:

BEGINNING AT A 3/4 INCH IRON PIPE IN THE LINE BETWEEN THE LANDS OF BALLOU AND THE ALISAL TRACT NO. 1; SAID 3/4 INCH PIPE BEING THE MOST NORTHERLY CORNER OF THAT CERTAIN 11.51 ACRE TRACT OF LAND CONVEYED BY GEORGE H. BALLOU, ET UX, TO JOSEPH LUCCHESSI, ET AL, AS RECORDED ON JANUARY 18, 1938, RECORDS OF SANTA CLARA COUNTY, CALIFORNIA, AND RUNNING THENCE ALONG THE NORTHWESTERLY LINE OF SAID LANDS OF BALLOU NORTH 49° 30' EAST 89.6 FEET; THENCE NORTH 49° 24' EAST 549.9 FEET TO THE MOST NORTHERLY CORNER OF SAID LANDS OF BALLOU, IN THE CENTER OF THE CHANNEL OF THE COYOTE CREEK; THENCE ALONG SAID CHANNEL AND ALONG THE NORTHEASTERLY LINE OF SAID LANDS OF BALLOU SOUTH 45° 57' EAST 839.1 FEET TO THE MOST EASTERLY CORNER OF SAID LANDS OF BALLOU; THENCE ALONG THE SOUTHEASTERLY LINE OF THE LANDS OF BALLOU, SOUTH 49° 30' WEST 592.7 FEET TO A 4 INCH X 4 INCH STAKE DESIGNATED AS "C"; THENCE RUNNING NORTH 48° 54' WEST 468.75 FEET TO A ONE INCH PIPE AT THE MOST EASTERLY CORNER OF THE AFOREMENTIONED 11.51 ACRE TRACT; THENCE ALONG THE NORTHEASTERLY LINE OF SAID 11.51 ACRE TRACT NORTH 49° 23' WEST 375.2 FEET TO THE PLACE OF BEGINNING, CONTAINING 11.79 ACRES, AND BEING A PORTION OF THE 500 ACRE LOT 18, CITY OF SAN JOSE LANDS, SANTA CLARA COUNTY, CALIFORNIA.

EXCEPTING THEREFROM THAT CERTAIN TRACT OF LAND DESCRIBED IN FINAL ORDER OF CONDEMNATION RECORDED DECEMBER 29, 1958, IN BOOK 4273 OF OFFICIAL RECORDS, PAGE 256, AS FOLLOWS:

COMMENCING AT THE MOST NORTHERLY CORNER OF SAID PARCEL; THENCE ALONG THE NORTHWESTERLY LINE OF SAID PARCEL, SOUTH 50° 14' 32" WEST, 549.87 FEET TO THE MOST EASTERLY CORNER OF LOT 16, AS SAID LOT IS SHOWN ON THAT CERTAIN MAP ENTITLED, MAP OF THE ALISAL TRACT NO. 1, FILED DECEMBER 02, 1910 IN BOOK "N" OF MAPS, PAGE 16, IN THE OFFICE

OF THE RECORDER OF SANTA CLARA COUNTY; THENCE ALONG THE NORTHEASTERLY PROJECTION OF THE SOUTHEASTERLY LINE OF SAID LOT, NORTH 50° 20' 32" EAST 89.38 FEET; THENCE ALONG A TANGENT CURVE TO THE RIGHT WITH A RADIUS OF 357.22 FEET, THROUGH AN ANGLE OF 83° 25' 00" AN ARC LENGTH OF 520.03 FEET; THENCE SOUTH 46° 14' 28 EAST 521.49 FEET TO THE SOUTHEASTERLY LINE OF SAID PARCEL; THENCE ALONG LAST SAID LINE, NORTH 50° 20' 32" EAST 125.54 FEET TO THE NORTHEASTERLY LINE OF SAID PARCEL; THENCE ALONG LAST SAID LINE NORTH 45° 06' 28" WEST 839.06 FEET TO THE POINT OF COMMENCEMENT.

PARCEL TWO:

A NON-EXCLUSIVE EASEMENT FOR THE PURPOSE OF INGRESS AND EGRESS AND FOR THE INSTALLATION AND MAINTENANCE OF PUBLIC UTILITIES APPURTENANT TO PARCEL 1 ABOVE DESCRIBED, OVER THE FOLLOWING DESCRIBED PARCEL OF LAND:

BEGINNING AT A POINT ON THE EASTERLY LINE OF SAN JOSE-OAKLAND ROAD (100.00 FEET IN WIDTH) DISTANT THEREON SOUTH 07° 01' 30" EAST 213.98 FEET FROM THE NORTHWESTERLY CORNER OF THAT CERTAIN 37.752 ACRE TRACT OF LAND DESCRIBED IN THE DEED FROM FORTUNATO PIERACCI, ET AL, TO GEORGE WILSON, ET UX, DATED DECEMBER 22, 1956, RECORDED DECEMBER 31, 1956 IN BOOK 3696 OF OFFICIAL RECORDS, PAGE 253, SANTA CLARA COUNTY RECORDS; THENCE NORTH 82° 58' 30" EAST 181.24 FEET; THENCE EASTERLY ON A CURVE TO THE LEFT WITH A RADIUS OF 250.00 FEET THROUGH AN ANGLE OF 33° 30' 10" FOR AN ARC DISTANCE OF 146.18 FEET; THENCE NORTH 49° 28' 20" EAST AND PARALLEL WITH THE NORTHWESTERLY LINE OF SAID 37.752 ACRE TRACT, 920.44 FEET; THENCE NORTH 40° 31' 40" WEST 40.00 FEET TO A POINT IN THE NORTHWESTERLY LINE OF A PROPOSED STREET (80.00 FEET IN WIDTH); THENCE NORTH 49° 28' 20" EAST ALONG THE NORTHEASTERLY PROLONGATION OF SAID LAST MENTIONED LINE TO THE POINT OF INTERSECTION THEREOF WITH A LINE WHICH IS PARALLEL WITH A DISTANT WESTERLY 80.00 FEET AT A RIGHT ANGLES FROM THE EASTERLY LINE OF THAT CERTAIN 28.25 ACRE TRACT OF LAND DESCRIBED AS PARCEL ONE, IN THE DEED FROM G. LESTER TARLETON, ET AL TO P. DELLA MAGGOIRE, ET AL, DATED JANUARY 08, 1931, RECORDED JANUARY 09, 1931 IN BOOK 546 OF OFFICIAL RECORDS, PAGE 451, SANTA CLARA COUNTY RECORDS, AND THE TRUE POINT OF BEGINNING OF THE TRACT OF LAND TO BE DESCRIBED; THENCE FROM SAID TRUE POINT OF BEGINNING NORTH 08° 03' WEST ALONG SAID LAST MENTIONED PARALLEL LINE TO THE POINT OF INTERSECTION THEREOF WITH THE NORTHEASTERLY LINE OF THAT CERTAIN 5.11 ACRE TRACT OF LAND DESCRIBED IN THE DEED FROM GEORGE HENRY BALLOU, ET UX, TO ATTILIO BOCCIARDI, ET UX, DATED MAY 08, 1940, RECORDED MAY 13, 1940 IN BOOK 987 OF OFFICIAL RECORDS, PAGE 151, SANTA CLARA COUNTY RECORDS; THENCE NORTH 48° 54' EAST ALONG THE NORTHEASTERLY LINE OF SAID 5.11 ACRE TRACT TO THE NORTHERNMOST CORNER OF SAID 28.25 ACRE TRACT, THENCE SOUTH 08° 03' EAST ALONG THE EASTERLY LINE OF SAID 28.25 ACRE TRACT TO A POINT WHICH BEARS NORTH 49° 28' 20" EAST FROM THE SAID TRUE POINT OF BEGINNING; THENCE SOUTH 49° 28' 20" WEST, TO THE TRUE POINT OF BEGINNING.

PARCEL THREE:

A NON-EXCLUSIVE EASEMENT FOR THE PURPOSE OF INGRESS AND EGRESS APPURTENANT TO PARCEL 1 ABOVE DESCRIBED OVER THE FOLLOWING DESCRIBED PARCEL OF LAND:

BEGINNING AT A POINT ON THE EASTERLY LINE OF SAN JOSE-OAKLAND ROAD (100.00 FEET IN WIDTH) DISTANT THEREON SOUTH 07° 01' 30" EAST 213.98 FEET FROM THE NORTHWESTERLY CORNER OF THAT CERTAIN 37.752 ACRE TRACT OF LAND DESCRIBED IN THE DEED FROM FORTUNATO PIERACCI, ET AL, TO GEORGE WILSON, ET UX, DATED DECEMBER 22, 1956, RECORDED DECEMBER 31, 1956 IN BOOK 3696 OF OFFICIAL RECORDS, PAGE 253, SANTA CLARA COUNTY RECORDS; THENCE NORTH 82° 58' 30" EAST 181.24 FEET; THENCE EASTERLY ON A CURVE TO THE LEFT WITH A RADIUS OF 250.00 FEET THROUGH AN ANGLE OF 33° 30' 10" FOR AN ARC DISTANCE OF 146.18 FEET; THENCE NORTH 49° 28' 20" EAST AND PARALLEL WITH THE NORTHWESTERLY LINE OF SAID 37.752 ACRE TRACT, 920.44 FEET; THENCE NORTH 40° 31' 40" WEST 40.00 FEET TO A POINT IN THE NORTHWESTERLY LINE OF A PROPOSED STREET (80.00 FEET IN WIDTH); THENCE NORTH 49° 28' 20" EAST ALONG THE NORTHEASTERLY PROLONGATION OF SAID LAST MENTIONED LINE TO THE POINT OF INTERSECTION THEREOF WITH A LINE WHICH IS PARALLEL WITH A DISTANT WESTERLY 80.00 FEET AT A RIGHT ANGLES FROM THE EASTERLY LINE OF THAT CERTAIN 28.25 ACRE TRACT OF LAND DESCRIBED AS PARCEL ONE, IN THE DEED FROM G. LESTER TARLETON, ET AL TO P. DELU MAGGOIRE,

ET AL, DATED JANUARY 08, 1931, RECORDED JANUARY 09, 1931 IN BOOK 546 OF OFFICIAL RECORDS, PAGE 451, SANTA CLARA COUNTY RECORDS, THENCE NORTH 08° 03' WEST ALONG SAID LAST MENTIONED PARALLEL LINE TO THE POINT OF INTERSECTION THEREOF WITH A LINE WHICH IS PARALLEL WITH AND DISTANT SOUTHWESTERLY 40.00 FEET AT RIGHT ANGLES FROM THE NORTHEASTERLY LINE OF THAT CERTAIN 5.11 ACRE TRACT OF LAND DESCRIBED IN THE DEED FROM GEORGE HENRY BALLOU, ET UX, TO ATTILIO BOCCIARDI, ET UX, DATED MAY 08, 1940, RECORDED MAY 13, 1940 IN BOOK 987 OF OFFICIAL RECORDS, PAGE 151, SANTA CLARA COUNTY RECORDS, AND THE TRUE POINT OF BEGINNING OF THE TRACT OF LAND TO BE DESCRIBED; THENCE FROM SAID TRUE POINT OF BEGINNING, CONTINUING NORTH 08° 03' WEST ALONG SAID PARALLEL LINE TO THE POINT OF INTERSECTION THEREOF WITH THE NORTHEASTERLY LINE OF SAID 5.11 ACRE TRACT; THENCE NORTH 49° 54' WEST ALONG SAID LAST MENTIONED LINE TO BE THE POINT OF INTERSECTION THEREOF WITH A LINE WHICH IS PARALLEL WITH AND DISTANT SOUTHEASTERLY 80.00 FEET AT RIGHT ANGLES FROM THE NORTHWESTERLY LINE OF SAID 5.11 ACRE TRACT; THENCE SOUTH 49° 28' 20" WEST ALONG SAID LAST-MENTIONED PARALLEL LINE 40 FEET, MORE OR LESS TO A POINT IN A LINE WHICH IS PARALLEL WITH AND DISTANT SOUTHWESTERLY 40.00 FEET AT RIGHT ANGLES FROM THE NORTHEASTERLY LINE OF SAID 5.11 ACRE TRACT; THENCE SOUTH 48° 54' EAST ALONG SAID LAST MENTIONED PARALLEL LINE TO THE TRUE POINT OF BEGINNING.

PARCEL FOUR:

AN EASEMENT FOR INGRESS AND EGRESS AND THE INSTALLATION AND MAINTENANCE OF PUBLIC UTILITIES OVER ALL THAT PORTION OF THE PARCEL OF LAND DESCRIBE IN THE DEED FROM M. F. DANIELS, ET AL, TO DAVID TONELLI, ET UX, RECORDED DECEMBER 10, 1959 IN BOOK 4633 OF OFFICIAL RECORDS, PAGE 618, SANTA CLARA COUNTY RECORDS, LYING NORTHERLY OF COMMERCIAL STREET, AS SAID STREET AND EASEMENT ARE SHOWN UPON THE MAP OF TRACT NO. 3379, WHICH MAP WAS FILED IN THE OFFICE OF THE RECORDER OF THE COUNTY OF SANTA CLARA, STATE OF CALIFORNIA, ON JUNE 07, 1963 IN BOOK 162 OF MAPS, PAGE 9.
EXCEPTING THEREFROM THE RIGHT-OF-WAY AND EASEMENTS RIGHTS FOR ROADWAY PURPOSES AND FOR THE INSTALLATION AND MAINTENANCE OF PUBLIC UTILITIES GRANTED TO THE CITY OF SAN JOSE, A MUNICIPAL CORPORATION AS SET FORTH IN THAT CERTAIN DOCUMENT RECORDED ON NOVEMBER 05, 1981, IN BOOK G434 OF OFFICIAL RECORDS, PAGE 682, INSTRUMENT NO. 7207796, RECORDS OF SANTA CLARA.

TRACT TWO:

PARCEL ONE:

BEGINNING AT THE NORTHERNMOST CORNER OF THAT CERTAIN 5.11 ACRE TRACT OF LAND DESCRIBED IN THE DEED FROM GEORGE HENRY BALLOU ET US, TO ATTILIO BOCCIARDI ET US, DATED MAY 08, 1940, RECORDED MAY 13, 1940 IN BOOK 9878 OF OFFICIAL RECORDS, PAGE 151, SANTA CLARA COUNTY RECORDS; THENCE FROM SAID POINT OF BEGINNING SOUTH 49° 28' 20" WEST ALONG THE NORTHWESTERLY LINE OF SAID 5.11 ACRE TRACT 245.00 FEET; THENCE AT RIGHT ANGLES SOUTH 40° 31' 40" EAST 80.00 FEET; THENCE NORTH 49° 28' 20" EAST AND PARALLEL WITH THE NORTHWESTERLY LINE OF SAID 5.11 ACRE TRACT TO THE POINT OF INTERSECTION THEREOF WITH THE NORTHEASTERLY LINE OF SAID 5.11 ACRE TRACT; THENCE NORTH 48° 54' WEST ALONG SAID LAST MENTIONED LINE TO THE POINT OF BEGINNING.

PARCEL TWO:

AS APPURTENANT TO AND FOR THE BENEFIT OF THE ABOVE DESCRIBED PARCEL OF LAND, AND AS APPURTENANT TO AND FOR THE BENEFIT OF THAT CERTAIN 11.79 ACRE TRACT OF LAND DESCRIBED IN THE DEED FROM CLAUDE T. KRITZER ET US, TO DAVID TONELLI ET US, DATED NOVEMBER 07, 1953, RECORDED NOVEMBER 18, 1953 IN BOOK 2759 OFFICIAL RECORDS, PAGE 377, SANTA CLARA COUNTY RECORDS, A NONEXCLUSIVE EASEMENT FOR THE PURPOSE OF INGRESS AND EGRESS AND FOR THE INSTALLATION AND MAINTENANCE OF PUBLIC UTILITIES OVER THE FOLLOWING DESCRIBED PARCEL OF LAND:

BEGINNING AT A POINT ON THE EASTERLY LINE OF SAN JOSE-OAKLAND ROAD (100.00 FEET IN WIDTH), DISTANT THEREON SOUTH 07° 01' 30" EAST 213.98 FEET FROM THE NORTHWESTERLY CORNER OF THAT CERTAIN 37.752 ACRE TRACT OF LAND DESCRIBED IN THE DEED FROM FORTUNATO

PIERACCI ET AL, TO GEORGE WILSON ET US, DATED DECEMBER 22, 1956, RECORDED DECEMBER 31, 1956 IN BOOK 3696 OFFICIAL RECORDS, PAGE 253, SANTA CLARA COUNTY RECORDS; THENCE NORTH 82° 58' 30" EAST 181.24 FEET; THENCE EASTERLY ON A CURVE TO THE LEFT WITH A RADIUS OF 250.00 FEET THROUGH AN ANGLE OF 33° 30' 10" FOR AN ARC DISTANCE OF 146.18 FEET; THENCE NORTH 49° 28' 20" EAST AND PARALLEL WITH THE NORTHWESTERLY LINE OF SAID 37.752 ACRE TRACT 920.44 FEET; THENCE NORTH 40° 31' 40" WEST 40.00 FEET TO A POINT IN THE NORTHWESTERLY LINE OF A PROPOSED STREET (80.00 FEET IN WIDTH); THENCE NORTH 49° 28' 20" EAST ALONG THE NORTHEASTERLY PROLONGATION OF SAID LAST MENTIONED LINE TO THE POINT OF INTERSECTION THEREOF WITH A LINE WHICH IS PARALLEL WITH AND DISTANT WESTERLY 80.00 FEET AT RIGHT ANGLES FROM THE EASTERLY LINE OF THAT CERTAIN 28.25 ACRE TRACT OF LAND DESCRIBED AS PARCEL ONE IN THE DEED FROM G. LESTER TARLETON, ET AL, TO P. DELLA MAGGIORE ET AL., DATED JANUARY 08, 1931, RECORDED JANUARY 09, 1931 IN BOOK 546 OFFICIAL RECORDS, PAGE 451, SANTA CLARA COUNTY RECORDS, AND THE TRUE POINT OF BEGINNING OF THE TRACT OF LAND TO BE DESCRIBED; THENCE FROM SAID TRUE POINT OF BEGINNING NORTH 08° 03' WEST ALONG SAID LAST MENTIONED PARALLEL LINE TO THE POINT OF INTERSECTION THEREOF WITH THE NORTHEASTERLY LINE OF THAT CERTAIN 5.11 ACRE TRACT OF LAND DESCRIBED IN THE DEED FROM GEORGE HENRY BALLOU ET US, TO ATTILIO BOCCIARDI ET US, DATED MAY 08, 1940, RECORDED MAY 13, 1940 IN BOOK 987 OFFICIAL RECORDS, PAGE 151, SANTA CLARA COUNTY RECORDS; THENCE SOUTH 48° 54' EAST ALONG THE NORTHEASTERLY LINE OF SAID 5.11 ACRE TRACT TO THE NORTHERNMOST CORNER OF SAID 28.25 ACRE TRACT, THENCE SOUTH 08° 03' EAST ALONG THE EASTERLY LINE OF SAID 28.25 ACRE TRACT TO A POINT WHICH BEARS NORTH 49° 28' 20" EAST FROM THE SAID TRUE POINT OF BEGINNING; THENCE SOUTH 49° 28' 20" WEST TO THE TRUE POINT OF BEGINNING.

PARCEL THREE:

AS APPURTENANT TO AND FOR THE BENEFIT OF THE ABOVE DESCRIBED PARCEL OF LAND, AND AS APPURTENANT TO AND FOR THE BENEFIT OF THAT CERTAIN 11.79 ACRE TRACT OF LAND DESCRIBED IN THE DEED FROM CLAUDE T. KRITZER ET US, TO DAVID TONELLI ET UX, DATED NOVEMBER 07, 1953, RECORDED NOVEMBER 18, 1953 IN BOOK 2759 OFFICIAL RECORDS, PAGE 377, SANTA CLARA COUNTY RECORDS, A NONEXCLUSIVE EASEMENT FOR THE PURPOSE OF INGRESS AND EGRESS OVER THE FOLLOWING DESCRIBED PARCEL OF LAND:

BEGINNING AT A POINT ON THE EASTERLY LINE OF SAN JOSE-OAKLAND ROAD (100.00 FEET IN WIDTH), DISTANT THEREON SOUTH 07° 01' 30" EAST 213.98 FEET FROM THE NORTHWESTERLY CORNER OF THAT CERTAIN 37.752 ACRE TRACT OF LAND DESCRIBED IN THE DEED FROM FORTUNATO PIERACCI ET AL., TO GEORGE WILSON ET UX, DATED DECEMBER 22, 1956, RECORDED DECEMBER 31, 1956, IN BOOK 3696 OFFICIAL RECORDS, PAGE 253, SANTA CLARA COUNTY RECORDS; THENCE NORTH 82° 58' 30" EAST 181.24 FEET; THENCE EASTERLY ON A CURVE TO THE LEFT WITH A RADIUS OF 250.00 FEET THROUGH AN ANGLE OF 33° 30' 10" FOR AN ARC DISTANCE OF 146.18 FEET; THENCE NORTH 49° 28' 20" EAST AND PARALLEL WITH THE NORTHEASTERLY LINE OF SAID 37.752 ACRE TRACT 920.44 FEET; THENCE NORTH 40° 31' 20" EAST ALONG THE NORTHEASTERLY PROLONGATION OF SAID LAST MENTIONED LINE TO THE POINT OF INTERSECTION THEREOF WITH A LINE WHICH IS PARALLEL WITH AND DISTANCE WESTERLY 80.00 FEET AT RIGHT ANGLES FROM THE EASTERLY LINE OF THAT CERTAIN 28.25 ACRE TRACT OF LAND DESCRIBED AS PARCEL ONE IN THE DEED FROM G. LESTER TARLETON ET AL., TO P. DELLA MAGGIORE ET AL., DATED JANUARY 08, 1931, RECORDED JANUARY 09, 1931, IN BOOK 546 OFFICIAL RECORDS, PAGE 451, SANTA CLARA COUNTY RECORDS; THENCE NORTH 08° 03' WEST ALONG SAID LAST-MENTIONED PARALLEL LINE TO THE POINT OF INTERSECTION THEREOF WITH A LINE WHICH IS PARALLEL WITH AND DISTANT SOUTHWESTERLY 40.00 FEET AT RIGHT ANGLES FROM THE NORTHEASTERLY LINE OF THAT CERTAIN 5.11 ACRE TRACT OF LAND DESCRIBED IN THE DEED FROM GEORGE HENRY BALLOU ET UX, TO ATTILIO BOCCIARDI ET US, DATED MAY 08, 1940, RECORDED MAY 13, 1940 IN BOOK 987 OF OFFICIAL RECORDS, PAGE 151, SANTA CLARA COUNTY RECORDS, AND THE TRUE POINT OF BEGINNING OF THE TRACT OF LAND TO BE DESCRIBED; THENCE FROM SAID TRUE POINT OF BEGINNING CONTINUING NORTH 08° 03' WEST ALONG SAID PARALLEL LINE TO THE POINT OF INTERSECTION THEREOF WITH THE NORTHEASTERLY LINE OF SAID 5.11 ACRE TRACT; THENCE NORTH 48° 54' WEST ALONG SAID LAST-MENTIONED LINE TO THE POINT OF INTERSECTION THEREOF WITH A LINE WHICH IS PARALLEL WITH AND DISTANT SOUTHEASTERLY 80.00 FEET AT RIGHT ANGLES FROM THE NORTHWESTERLY LINE OF SAID 5.11 ACRE TRACT; THENCE SOUTH 49° 28' 20" WEST ALONG SAID LAST-MENTIONED PARALLEL LINE 40 FEET, MORE OR LESS, TO A POINT IN A LINE WHICH IS PARALLEL WITH AND DISTANT SOUTHWESTERLY

40.00 FEET AT RIGHT ANGLES FROM THE NORTHEASTERLY LINE OF SAID 40 ACRE TRACT; THENCE SOUTH 48° 54' EAST ALONG SAID LAST-MENTIONED PARALLEL LINE TO THE TRUE POINT OF BEGINNING.

APN: 241-10-002(Tract One) and 241-10-003(Tract Two)

Only the following matters appear in such records subsequent to: January 1, 1930

1. Document: Grant Deed
   Recorded: January 9, 1940 as Book 963, Page 393 of Official Records.

   (Affects Tract One)

2. Document: Grant Deed Joint Tenancy
   Recorded: May 11, 1940 as Book 987, Page 151 of Official Records.

   (Affects Tract Two)

3. Document: Grant Deed Joint Tenancy
   Recorded: October 11, 1951 as Book 2299, Page 160 of Official Records.

   (Affects Tract One)

4. Document: Joint Tenancy Grant Deed
   Recorded: April 30, 1953 as Book 2633, Page 126 of Official Records.

   (Affects Tract One)

5. Document: Grant Deed Joint Tenancy
   Recorded: November 12, 1953 as Book 2759, Page 377 of Official Records.

   (Affects Tract One)

6. Document: Joint Tenancy Deed
   Recorded: December 31, 1956 as Book 3696, Page 253 of Official Records.

   (Affects Tract Two)

7. Document: Final Order of Condemnation
   Recorded: December 29, 1958 as Book 4273, Page 256 of Official Records.

   (Affects Tract One)

8. Document: Grant Deed
   Recorded: December 10, 1959 as Book 4633, Page 620 of Official Records.

   (Affects Tract Two)

9. Document: Grant Deed
   Recorded: December 10, 1959 as Book 4633, Page 637 of Official Records.

   (Affects Tract Two)

10. Document: Grant Deed
Recorded: July 18, 1974 as Book 0996, Page 655 as Instrument No. 4812182 of Official Records.

(Affects Tract One)

11. Document: Grant Deed
Recorded: July 18, 1974 as Book 0996, Page 647 as Instrument No. 4812177 of Official Records.

(Affects Tract Two)

12. Document: Grant Deed
Recorded: May 6, 1991 as Instrument No. 10889781 of Official Records.

(Affects Tract One)

13. Document: Affidavit-Death of Trustor/Trustee
Recorded: February 6, 1998 as Instrument No. 14044115 of Official Records.

(Affects Tract Two)

14. Document: Affidavit-Death of Trustor/Trustee
Recorded: February 6, 1998 as Instrument No. 14044116 of Official Records.

(Affects Tract Two)

15. Document: Individual Grant Deed
Recorded: March 24, 1998 as Instrument No. 14107334 of Official Records.

(Affects Tract Two)

16. Document: Individual Grant Deed
Recorded: March 24, 1998 as Instrument No. 14107335 of Official Records.

(Affects Tract Two)

17. Document: Individual Grant Deed
Recorded: March 24, 1998 as Instrument No. 14107337 of Official Records.

(Affects Tract One)

18. Document: Individual Grant Deed
Recorded: August 5, 1998 as Instrument No. 14321132 of Official Records.

(Affects Tract Two)

19. Document: Grant Deed
Recorded: March 11, 2009 as Instrument No. 20164552 of Official Records.

(Affects Tract Two)

20. Document: Grant Deed
Recorded: June 2, 2009 as Instrument No. 20276961 of Official Records.

(Affects Tract One)

21. Document: Grant Deed
Recorded: June 25, 2009 as Instrument No. 20311622 of Official Records.

(Affects Tract One)

22. Document: Affidavit-Death of Trustor/Trustee
Recorded: June 2, 2009 as Instrument No. 20276981 of Official Records.

(Affects Tract One)

23. Document: Grant Deed
Recorded: June 30, 2009 as Instrument No. 20319519 of Official Records.

(Affects Tract One)

24. Document: Grant Deed
Recorded: June 20, 2011 as Instrument No. 21212428 of Official Records.

(Affects Tract Two)

25. Document: Grant Deed
Recorded: June 20, 2011 as Instrument No. 21212449 of Official Records.

(Affects Tract Two)

26. Document: Affidavit-Death of Trustee
Recorded: August 31, 2012 as Instrument No. 21832781 of Official Records.

(Affects Tract Two)

27. Document: Grant Deed
Recorded: August 31, 2012 as Instrument No. 21832782 of Official Records.

(Affects Tract Two)

28. Document: Grant Deed
Recorded: September 6, 2019 as Instrument No. 24274333 of Official Records.

(Affects Tracts One and Two)

This Guarantee does not cover:

1. Taxes, assessments, and matters related thereto.
2. Instruments, proceedings or other matters which do not specifically describe the land.

The map attached, if any, may or may not be a survey of the land depicted hereon. First American Title Insurance Company National Commercial Services expressly disclaims any liability for loss or damage which may result from reliance on this map except to the extent coverage for such loss or damage is expressly provided by the terms and provisions of the title insurance policy, if any, to which this map is attached.

First American Title Insurance Company
National Commercial Services
1380 17th Street
Denver, CO 80202

Illegal Restrictive Covenants

Please be advised that any provision contained in this document, or in a document that is attached, linked, or referenced in this document, that under applicable law illegally discriminates against a class of individuals based upon personal characteristics such as race, color, religion, sex, sexual orientation, gender identity, familial status, disability, national origin, or any other legally protected class, is illegal and unenforceable by law.

First American Title™

Privacy Notice

Effective: October 1, 2019

Notice Last Updated: January 1, 2022

This Privacy Notice describes how First American Financial Corporation and its subsidiaries and affiliates (together referred to as "First American," "we," "us," or "our") collect, use, store, and share your information with the exception that a subsidiary or affiliate has their own privacy policy, that policy governs. This Privacy Notice applies to information we receive from you offline only, as well as from third parties, when you interact with us and/or use and access our services and products ("Products"). For more information about our privacy practices, including our online practices, please visit https://www.firstam.com/privacy-policy/. The practices described in this Privacy Notice are subject to applicable laws in the places in which we operate.

What Type Of Information Do We Collect About You? We collect a variety of categories of information about you. To learn more about the categories of information we collect, please visit https://www.firstam.com/privacy-policy/.

How Do We Collect Your Information? We collect your information: (1) directly from you; (2) automatically when you interact with us; and (3) from third parties, including business parties and affiliates.

How Do We Use Your Information? We may use your information in a variety of ways, including but not limited to providing the services you have requested, fulfilling your transactions, comply with relevant laws and our policies, and handling a claim. To learn more about how we may use your information, please visit https://www.firstam.com/privacy-policy/.

How Do We Share Your Information? We do not sell your personal information. We only share your information, including to subsidiaries, affiliates, and to unaffiliated third parties: (1) with your consent; (2) in a business transfer; (3) to service providers; and (4) for legal process and protection. To learn more about how we share your information, please visit https://www.firstam.com/privacy-policy/.

How Do We Store and Protect Your Information? The security of your information is important to us. That is why we take commercially reasonable steps to make sure your information is protected. We use our best efforts to maintain commercially reasonable technical, organizational, and physical safeguards, consistent with applicable law, to protect your information.

How Long Do We Keep Your Information? We keep your information for as long as necessary in accordance with the purpose for which it was collected, our business needs, and our legal and regulatory obligations.

Your Choices We provide you the ability to exercise certain controls and choices regarding our collection, use, storage, and sharing of your information. You can learn more about your choices by visiting https://www.firstam.com/privacy-policy/.

International Jurisdictions: Our Products are offered in the United States of America (US), and are subject to US federal, state, and local law. If you are accessing the Products from another country, please be advised that you may be transferring your information to us in the US, and you consent to that transfer and use of your information in accordance with this Privacy Notice. You also agree to abide by the applicable laws of applicable US federal, state, and local laws concerning your use of the Products, and your agreements with us.

We may change this Privacy Notice from time to time. Any and all changes to this Privacy Notice will be reflected on this page, and where appropriate provided in person or by another electronic method. YOUR CONTINUED USE, ACCESS, OR INTERACTION WITH OUR PRODUCTS OR YOUR CONTINUED COMMUNICATIONS WITH US AFTER THIS NOTICE HAS BEEN PROVIDED TO YOU WILL REPRESENT THAT YOU HAVE READ AND UNDERSTOOD THIS PRIVACY NOTICE.

Contact Us dataprivacy@firstam.com or toll free at 1-866-718-0097.

© 2022 First American Financial Corporation and/or its affiliates. All rights reserved. NYSE:FAF

First American Title™

For California Residents

If you are a California resident, you may have certain rights under California law, including but not limited to the California Consumer Privacy Act of 2018 ("CCPA"). All phrases used in this section shall have the same meaning as those phrases are used under California law, including the CCPA.

Right to Know. You have a right to request that we disclose the following information to you: (1) the categories of personal information we have collected about or from you; (2) the categories of sources from which the personal information was collected; (3) the business or commercial purpose for such collection and/or disclosure; (4) the categories of third parties with whom we have shared your personal information; and (5) the specific pieces of your personal information we have collected. To submit a verified request for this information, go to our online privacy policy at www.firstam.com/privacy-policy to submit your request or call toll-free at 1-866-718-0097. You may also designate an authorized agent to submit a request on your behalf by going to our online privacy policy at www.firstam.com/privacy-policy to submit your request or by calling toll-free at 1-866-718-0097

Right of Deletion. You also have a right to request that we delete the personal information we have collected from and about you. This right is subject to certain exceptions available under the CCPA and other applicable law. To submit a verified request for deletion, go to our online privacy policy at www.firstam.com/privacy-policy to submit your request or call toll-free at 1-866-718-0097. You may also designate an authorized agent to submit a request on your behalf by going to our online privacy policy at www.firstam.com/privacy-policy to submit your request or by calling toll-free at 1-866-718-0097.

Verification Process. For either a request to know or delete, we will verify your identity before responding to your request. To verify your identity, we will generally match the identifying information provided in your request with the information we have on file about you. Depending on the sensitivity of the information requested, we may also utilize more stringent verification methods to verify your identity, including but not limited to requesting additional information from you and/or requiring you to sign a declaration under penalty of perjury.

Notice of Sale. We do not sell California resident information, nor have we sold California resident information in the past 12 months. To the extent any First American affiliated entity has a different practice, it will be stated in the applicable privacy policy. We have no actual knowledge of selling the information of minors under the age of 16.

Right of Non-Discrimination. You have a right to exercise your rights under California law, including under the CCPA, without suffering discrimination. Accordingly, First American will not discriminate against you in any way if you choose to exercise your rights under the CCPA.

Notice of Collection. To learn more about the categories of personal information we have collected about California residents over the last 12 months, please see "What Information Do We Collect About You" in https://www.firstam.com/privacy-policy. To learn about the sources from which we have collected that information, the business and commercial purpose for its collection, and the categories of third parties with whom we have shared that information, please see "How Do We Collect Your Information", "How Do We Use Your Information", and "How Do We Share Your Information" in https://www.firstam.com/privacy-policy.

Notice of Sale. We have not sold the personal information of California residents in the past 12 months.

Notice of Disclosure. To learn more about the categories of personal information we may have disclosed about California residents in the past 12 months, please see "How Do We Use Your Information" and "How Do We Share Your Information" in https://www.firstam.com/privacy-policy.

© 2022 First American Financial Corporation and/or its affiliates. All rights reserved. NYSE:FAF

the County of Santa Clara, the day and year in this certificate first above written.
(NOTARIAL SEAL) Byrl R. Salsman, Notary Public in and for the County of Santa Clara, State of California.

My commission expires Feb. 14, 1940.

FILING NO 178724

Filed for record at the request of California Pacific Title & Trust Company Jan 9 1940 at 27 min. past 3 o'clock P. M.

CHAS. A. PAYNE RECORDER
E. B. O'Brien Deputy Recorder

fee 1.70 12 f
compared doc. J Baumann compared book Z Rec

L LCLCLCLCLCLCLCLCLCLCLCLCLCLCLCLCLCLCLCLCLCLCLCLCLCLCLCLCLCLCLCLCLCLCLCLCLCL

$5.00 U.S. INTERNAL REVENUE CANCELLED

GRANT DEED, Joint Tenancy

We, George Henry Ballou and Marie Adele Ballou, his wife, do hereby grant to John S. Anderson and Olympia Anderson, his wife, as joint tenants, all that real property situate in the County of Santa Clara, State of California, described as follows:

Beginning at a 3/4 inch iron pipe in the line between the lands of Ballou and the Alisal Tract No. 1; said 3/4 inch pipe being the most northerly corner of that certain 11.51 acre tract of land conveyed by George H. Ballou et ux to Joseph Lucchessi et al as recorded on January 18, 1938, Records of Santa Clara County, California; and running thence along the northwesterly line of said lands of Ballou N. 49° 30° E. 89.6 feet; thence N. 49° 24' E. 549.9 feet to the most northerly corner of said lands of Ballou, in the center of the channel of the Coyote Creek; thence along said channel and along the northeasterly line of said lands of Ballou S. 45° 57' E. 939.1 feet to the most easterly corner of said lands of Ballou; thence along the southeasterly line of the lands of Ballou S. 49° 30' W. 592.7 feet to a 4" x 4" stake designated as "C"; thence running N. 48° 54' W. 468.75 feet to a one inch pipe at the most easterly corner of the aforementioned 11.51 acre tract; thence along the northeasterly line of said 11.51 acre tract N. 49° 23' W. 375.2 feet to the place of beginning, containing 11.79 acres, and being a portion of the 500 acre Lot 18, City of San Jose Lands, Santa Clara County, California.

TOGETHER with a right of way to be used in common with other persons for ingress and egress over and along the following described real property:

A strip of land 10 feet wide, the southeasterly line of which is described as follows:

Beginning at the most southerly corner of the 11.79 acre tract of land, hereinabove described and running thence S. 49° 30' W. along the southeasterly line of lands of George Henry Ballou 1875.87 feet to the easterly line of the San Jose-Oakland Road.

At such time as a right of way shall be opened over and along a strip not less than ten (10) feet in width and parallel or nearly parallel to the right of way herein first described and of equal length to said first described right of way and which shall afford substantially the same privilege of ingress and egress as the first herein mentioned right of way, an easement for a right of way over and along said last mentioned route shall be granted to the grantee, and/or his successors in interest. The right of way first herein granted shall cease and determine, provided, however, that if the tract over which said rights of way extend shall be subdivided and a street or highway dedicated thereover that shall conform substantially to the right of way second herein referred to, such dedication shall be deemed to be equivalent to said opening and grant of the right of way second herein described.

Reserving from this conveyance the right for a period of not to exceed 4 years from and after the date hereof to purchase water from the said grantee his successors and assigns at such time when said grantee his successors and assigns are not using the pumping plant thereon, at the price of not more than $1.50 per hour.

WITNESS our hands this 6th day of January 1940.

George Henry Ballou
Marie Adele Ballou

STATE OF CALIFORNIA)
COUNTY OF SANTA CLARA)ss. On this 6th day of January 1940, before me, Victor Challen, a Notary Public in and for said County, personally appeared George Henry Ballou and Marie Adele Ballou, his wife, known to me to be the persons whose names are subscribed to the foregoing instrument, and acknowledged that they executed the same.

WITNESS my hand and official seal.
(NOTARIAL SEAL) Victor Challen, Notary Public in and for County of Santa Clara, State of California.

FILING NO 178726

Filed for record at the request of San Jose Abstract & Title Insurance Co. Jan 9 1940 at 32 min. past 3 o'clock P. M.

CHAS. A. PAYNE RECORDER
H. W. Emlen Deputy Recorder

fee 1.40 8 f
compared doc. J Baumann compared book Z Rec

L LCLCLCLCLCLCLCLCLCLCLCLCLCLCLCLCLCLCLCLCLCLCLCLCLCLCLCLCLCLCLCLCLCLCLCLCLCL

No Revenue Stamps Required TRUSTEES' DEED

Walter C. Dean, Frank R. Hodgson and H. W. Browning, trustees under the trust deed hereinafter particularly described, as first parties, hereby grant without warranty to the Federal Farm Mortgage Corporation, a corporation, second party, all of the estate and interest derived to said first parties by or through said trust deed in the real property situated in the County of Santa Clara, State of California, described as follows:

PARCEL 1: Portion of Subdivision "B" of Lot 152, and a portion of Subdivision "A" of Lot 153, as shown upon that certain Map entitled, "San Martin Ranch Map No. 3, being C. H. Phillips Re-Subdivision of Lots 68 to 107 inclusive and 132 to 168 inclusive of San Martin Ranch Map No. 2, as recorded in Book 'C' of Maps, p. 38 & 39, Santa Clara County Records", which Map was filed for record in the office of the Recorder of the County of Santa Clara, State of California, on June 8, 1893 in Volume "G" of Maps, at page 69, and more particularly described as follows:

COMMENCING at a point in the center line of Colombet Avenue, from which point the common corner for Subdivisions "A" and "B" of Lot 152, and Subdivisions "C" and "D" of Lot 142 of the San Martin Ranch, as shown upon the Map above referred to, bears north 23° 49' West 2.20 chains; thence along the center line of said Colombet Avenue, south 23° 49' East 10.60 chains; thence north 66° 11' East 12.50 chains to the line between Subdivisions "A" and "C" of Lot 153, of said San Martin Ranch; thence north 23° 49' West 9.85 3/4 chains to the center of a draw or ditch; thence along the center of said ditch, south 41° 27' West 0.80 chains; north 82° 35' West 0.85 chains; north 42° 25' West 1.60 chains; north 86° 52' West 0.65 chains; south 44° 49' West 4.25 chains; south 24° 07' West 1.61 chains; south 77° 23' West 0.75 chains and north 66° 34' West 1.75 chains; thence leaving said ditch and running parallel with the northerly line of the aforesaid Subdivision "A" of Lot 152, south 66° 11' West 2.86 chains to the center line of Colombet Avenue, the point of commencement.

Containing 13.07 acres of land, more or less.

PARCEL 2: All of Subdivision "C" of Lot 153, and a portion of Subdivision "D" of Lot 152 as shown upon the Map above referred to, and more particularly described as follows:

COMMENCING at a point in the center line of Center Avenue, at the most easterly corner of Subdivision "C" of Lot 153 of San Martin Ranch Map No. 3, and running thence along the southerly line of said Lot "C", south 66° 11' West 12.50 chains to the most southerly corner of said lot "C"; thence north 23° 49' West along the westerly line of said Lot "C"; and Lot "D" of said San Martin Ranch Map No. 3, 12.16 chains to a point in the center of a ditch; thence along the center line of said ditch, the following courses and distances: south 80° 18' East 0.90 chains; north 63° 12' East 1.74 1/2 chains; south 83° 54' East 1.68 chains; north 71° 01' East 2.508 chains; north 53° 09' East 0.84 chains; south 75° 57' East 0.764 chains; north 29° 58' East 0.90 chains; north 55° 23' East 1.81 chains; south 67° 43' East 0.828 chains and north 62° 18' East 1.563 chains; to a point in the center line of Center Avenue; thence along the center line of Center Avenue, south 23° 49' East 10.80 chains to the point of beginning. Containing 13.86 acres of land, more or less.

The property herein described contains 26.93 acres, more or less.

Subject to existing right of ways of record.

TOGETHER with all rights of every kind and nature, however evidenced, to the use of water, ditches and canals for the irrigation of said premises.

This conveyance is made pursuant to and in accordance with the powers conferred on said first parties by the trust deed between J. W. MacLennan, also known as Jessie W. MacLennan, a widow, as "grantor", Willard D. Ellis, Walter C. Dean and Chas. Parker as trustees, and Land Bank Commissioner as beneficiary, dated January 1, 1934, and recorded February 5, 1934, in the office of the County Recorder of the County of Santa Clara, State of California, in Book 675 of Official Records, at page 146 et seq., said Frank R. Hodgson and H. W. Browning having been duly substituted as trustees by the beneficiary under powers granted in said trust deed, said substitution being recorded September 3, 1935, in Book 741, page 244, of Official Records, Records of Santa Clara County, California, and the Federal Farm Mortgage Corporation having succeeded to the interest of said Land Bank Commissioner by operation of the Federal Farm Mortgage Corporation Act (U.S.C. Title 12, Section 1020-b).

The following facts authorize this conveyance:

(a) Default was made in the obligations for which said transfer in trust was given as security and the beneficiary made due and proper demand on said trustees to sell said property pursuant to the terms of said trust deed.

(b) Notice of such default was recorded July 31, 1939, in Book 938, page 521 of Official Records of the County of Santa Clara, the nature of such default being the failure to pay principal and interest on said note and failure to pay taxes assessed against said property. Such default still existed at the time of sale.

(c) After the lapse of three months from the recordation of said notice of default said trustees gave notice of the time and place of the sale of said property in accordance with the laws of the State of California and the terms of said deed of trust.

(d) All requirements of law regarding the mailing of copies of notices for which requests have been recorded have been complied with.

(e) Said sale was made by said trustees at public auction on December 29, 1939, in said County of Santa Clara, in which said property is situated, in full accordance with the laws of the State of California and the terms of said trust deed. Said second party,

being the highest bidder at such sale, became the purchaser of said property and paid therefor to said trustees the amount bid, being $3783.29, in lawful money of the United States.

IN WITNESS WHEREOF, the undersigned has executed this instrument December 29, 1939, for himself and on behalf of the other named trustees pursuant to the provisions in said trust deed that empowers any one of the named trustees to make any conveyance with the same effect as if all said trustees had so acted.

H. W. Browning, Trustee

STATE OF CALIFORNIA)
COUNTY OF ALAMEDA)ss.

On this 4th day of January, 1940, before me, N. Hopkins, a Notary Public, in and for said County and State, residing therein, duly commissioned and sworn, personally appeared H. W. Browning, whose name is subscribed to the foregoing instrument as Trustee, personally known to me to be the person described as trustee in, and who, as trustee, executed the said instrument, and he acknowledged to me that he executed the same as such Trustee as therein set forth, freely and voluntarily, and for the uses and purposes therein mentioned.

IN WITNESS WHEREOF, I have hereunto set my hand and affixed my official seal at my office in said County of Alameda, the day and year in this certificate first above written.

(NOTARIAL SEAL)

N. Hopkins, Notary Public in and for the County of Alameda, State of California.

My commission will expire: April 5, 1943.

FILING NO 178729

Filed for record at the request of California Pacific Title & Trust Company Jan 9 1940 at 40 min. past 3 o'clock P. M.

CHAS. A. PAYNE RECORDER
M. W. Emlen Deputy Recorder

fee 2.20 14 f
compared doc. J B ..... compared book E Bar

LCLCLCLCLCLCLCLCLCLCLCLCLCLCLCLCLCLCLCLCLCLCLCLCLCLCLCLCLCLCLCLCLCLCLCLCLCLCLCLC

NOTICE OF COMPLETION (C.C.P. Sec. 1187)

NOTICE is hereby given that we, the undersigned Lucile Conolley Edgmon and James D. Edgmon, are the owners of that certain lot, piece, or parcel of land situated in the County of Santa Clara, State of California, and described as follows, to wit:

Part of Lot 11 "Lincoln Half Acres" as per map of same recorded May 17, 1927, in the office of the County Recorder of Santa Clara County, California, in Volume "V" of Maps, at page 49.

That we, the undersigned, as owners of said land, did, on the 8th day of November, 1939, start to build a one and a half story, five-room frame house.

That on the 2nd day of January, 1940, the said contract or work of improvement, as a whole, was actually completed by the said owners.

That our title to said property is that of owner in fee, and our address is as follows: 49 Willow Street, San Jose, California.

Dated January 2nd, 1940.

Lucile Conolley Edgmon
James Dugger Edgmon, Owners

STATE OF CALIFORNIA)
COUNTY OF SANTA CLARA)ss.

Lucile Conolley Edgmon and James Dugger Edgmon, being duly sworn, say: That they are the owners of the property described in the foregoing notice; that I have read the foregoing notice, and know the contents thereof, and that the facts therein stated are true of my own knowledge.

Lucile Conolly Edgmon
James D. Edgmon

Subscribed and sworn to before me this 9 day of Jan. 1940.

(NOTARIAL SEAL)

Beldon M. Callagher, Notary Public in and for the County of Santa Clara, State of California.

FILING NO 178733

Filed for record at the request of James D. Edgmon Jan 9 1940 at 51 min. past 3 o'clock P. M.

CHAS. A. PAYNE RECORDER
M. W. Emlen Deputy Recorder

fee 1.00 4 f
compared doc. S B ..... compared book E Bar

LCLCLCLCLCLCLCLCLCLCLCLCLCLCLCLCLCLCLCLCLCLCLCLCLCLCLCLCLCLCLCLCLCLCLCLCLCLCLCL

No. 23,920,
FRY & JENKINS, 97 South First Street, San Jose, California
Attorneys for Petitioner

IN THE SUPERIOR COURT OF THE STATE OF CALIFORNIA, IN AND FOR THE COUNTY OF SANTA CLARA

IN THE MATTER OF THE ESTATE OF KATE BOYCE, Deceased.) ORDER SETTING ASIDE ESTATE TO SPOUSE AND DECREE ESTABLISHING DEATH

Peter A. Boyce, spouse of the above-named deceased, having on file a verified petition in this Court for the issuance of letters of administration to him or to have

Compared doc 4 compared book

Application No. 60103

NOTICE OF COMPLETION

(Under Section 1187 C.C.P.)

Notice is hereby given that the undersigned, Carl R.Wilson and Verna S.Wilson, are the owners of the real estate situated in the City of Palo Alto,County of Santa Clara,State of California, and described as follows, to wit:

All of lots 35 and 36, in block 16,as shown upon that certain map entitled, "Map No. 1 of Stanford City, Santa Clara Co. California",which map was filed for record in the office of the Recorder of the County of Santa Clara,State of California, on May 3, 1910 in Book M of Maps, at page 97.

Excepting therefrom so much of lots 35 and 36 as lies within the boundary of lot 70, as shown upon a map entitled,"Map showing Subdivision into lots for the purpose of sale of a portion of the Rancho Rincon de San Francisquito in the County of Santa Clara, State of California, confirmed to Teodora and Secondino Robles",which map was filed for record in the office of the Recorder of the County of Santa Clara,State of California, on April 17, 1856 in Book " of Miscellaneous Records, at page 66.

That the address of said owners is 2540 Bryant Street, Palo Alto,California

That the nature of the title of the owner to said real estate is that of fee simple.

That the name of the contractor is Stedman & Stedman, 2280 Byron St., Palo Alto,Calif.

That on the 3rd day of May 1940, the contract for the work on the above described property was actually completed.

Carl R.Wilson Owner
Verna S.Wilson Owner

STATE OF CALIFORNIA)
COUNTY OF SANTA CLARA.)SS

Carl R.and Verna S.Wilson, being duly sworn, say: That they are the owners of the property described in the foregoing notice; that they have read the foregoing notice and know the contents thereof, and that the same is true of their own knowledge.

Carl R.Wilson Owner
Verna S.Wilson, Owner

Subscribed and sworn to before me this 10th day of May 1940.

(NOTARIAL SEAL)

W.S.Griscom Notary Public in and for the County of Santa Clara,State of California.

FILING NO. 188593

Filed for record at the request of Griscom & Company May 11 1940 at 17 min past 9 o'clock A. M.

CHAS. A.PAYNE RECORDER
Syl C.Tully Deputy Recorder

Fee 1.00 4f
Compared doc 4 compared book

$3.00

GRANT DEED JOINT TENANCY

I, George Henry Ballou, a married man, and Marie A. Ballou, his wife, do hereby grant to Attilio Bocciardi and Grace Bocciardi, his wife, as joint tenants all that real property situate in the County of Santa Clara,State of California,described as follows:

Beginning at a 4"x 4" stake designated as "o" standing at the most southerly corner of that certain 11.79 acre tract of land conveyed by George Ballou et ux. to John S. and Olympia Anderson on January 9, 1940 records of Santa Clara County, California; and running thence along the southwesterly line of said 11.79 acre tract, N. 48 deg. 54' W. 468.75 feet to a one inch pipe at the most easterly corner of that certain 11.51 acre tract of land conveyed by George Ballou et ux. to Joseph Lucchessi et al as recorded on January 18, 1938; thence along the southeasterly line of said 11.51 acre tract; S. 49 deg. 30' W. 446.53 feet to a 3/4 inch pipe; thence S. 40 deg. 30' E. 463.72 feet to a 3/4 inch pipe in the southeasterly line of land of George Ballou; thence along said southeasterly line N. 49 deg. 30' E. 515.00 feet to the place of beginning, containing 5.11 acres, and being a part of 500 acre lot 18, City of San Jose Lands,Santa Clara County, California. Surveyed May 1, 1940 by McMillan & McMillan,Civil Engrs. and Surveyors, San Jose,California.

Reserving, however, to the grantor, his successors and assigns, for a period of four (4) years from the date of this deed,the right to construct, maintain and use a ditch, pipe line, or other means of conveying water, along the southerly boundary of the land hereby conveyed, for the purpose of taking water from the pumping plant now existing on the lands of Anderson above named,to the lands presently owned by grantor. And grantors also do hereby grant unto grantees as joint tenants a right of way appurtenant to above described property to be used in common with other persons for ingress and egress

over and along the following described real property:

A strip of land 10 feet wide, the southeasterly line of which is described as follows: beginning at the most southerly corner of the 5.118 acre tract of land hereinabove described and running thence South 49° 30' West along the southeasterly line of lands of George Henry Ballou 1360.87 feet to the easterly line of the San Jose-Oakland Road.

However, at such time as a right of way shall be opened over and along a strip not less than ten (10) feet in width and parallel or nearly parallel to the right of way herein first described and of equal length to said first described right of way and which shall afford substantially the same privilege of ingress and egress as the first herein mentioned right of way, an easement for a right of way over and along said last mentioned route shall be granted to the grantee, and/or his successors in interest, and the right of way first herein granted shall cease and determine, provided,however, that if the tract over which said rights of way extend shall be subdivided and a street or highway dedicated thereover that shall conform substantially to the right of way second herein referred to, such dedication shall be deemed to be equivalent to said opening and grant of the right of way second herein described.

WITNESS my hand this 8th day of May 1940.

George Henry Ballou
Marie A.Ballou, his wife

STATE OF CALIFORNIA)
COUNTY OF SANTA CLARA) SS On this eighth day of May in the year one thousand nine hundred and forty before me,Bruce P. Griswold a Notary Public in and for the County of Santa Clara,State of California, personally appeared George Henry Ballou and Marie A. Ballou, his wife, known to me to be the persons whose names are subscribed to the within instrument and acknowledged to me that they executed the same.

IN WITNESS WHEREOF I have hereunto set my hand and affixed my official seal at my office in the County of Santa Clara the day and year in this certificate first above written.

(NOTARIAL SEAL) Bruce P. Griswold Notary Public in and for the County of Santa Clara,State of California.

FILING NO. 188670

Filed for record at the request of California Pacific Title & Trust Company May 13 1940 at 26 min past 10 o'clock A. M.

CHAS.A. PAYNE RECORDER
M.W.Emlen Deputy Recorder

Fee 1.40 Sf
Compared doc compared book

HRHRHRHRHRHRHRHRHRHRHRHRHRHRHRHRHRHRHRHRHRHRHRHRHRHRHRHRHRHRHRHRHRHRHRHRHRHRHRHRHRHRHRHRHRH
*n*n*n*n*n*n*n*n*n*n*n*n*n*n*n*n*n*n*n*n*n*n*n*n*n*n*n*n*n*n*n*n*n*n*n*n*n*n*n*n*n*n*n*n*n*n*n*n

$2.50

TRUSTEE'S DEED

Corporation of America, a corporation, duly organized and existing under and by virtue of the laws of the State of California, as trustee under the deed of trust hereinafter particularly described, the first party, hereby grants, without warranty expressed or implied, to Bank of America National Trust and Savings Association, a national banking association, duly organized and existing under and by virtue of the laws of the United States of America, the second party, all of the real property situated in the City of San Jose, County of Santa Clara,State of California, a particular description of which is hereinafter set forth.

This conveyance is made pursuant to the powers conferred upon the said first party by that certain deed of trust between Henry O.Artana and Aurelia Artana,his wife, as trustors, Corporation of America, a corporation,as trustee, and Bank of America National Trust and Savings Association, a corporation,as beneficiary, dated May 10, 1933, and recorded on May 15, 1933 in the office of the County Recorder of the County of Santa Clara, State of California, in Volume 649 of Official Records,at page 280, et seq. and after the fulfillment of the conditions specified in said deed of trust authorizing this conveyance as follows:

(a) Default was made in the obligations for which such transfer in trust was given as security and notice of default was recorded in the office of the County Recorder of each county in which any portion of the property described in said deed of trust is situated, the nature of such default being the failure to pay principal and interest,which default continued until the time of sale.

(b) Not less than three months elapsed between the recordation of said notice of default and the posting and first publication of the notice of sale of said property.

(c) The beneficiary made due and proper demand upon the said trustee to sell said property pursuant to the terms of said deed of trust.

(d) Said trustee gave notice of the time and place of the sale of said property in accordance with the laws of the State of California and the terms of said deed of trust.

(e) All requirements of law regarding the mailing of copies of notices for which requests have been recorded have been complied with.

(f) Said property was sold by said trustee at public auction on May 9, 1940, in the City of San Jose, County of Santa Clara,in full accordance with the laws of the

BOOK 2299 PAGE 160 Application No. SJA 245303 750931

Grant Deed Joint Tenancy

(~~XXX~~ We) JOHN S. ANDERSON and OLYMPIA ANDERSON his wife, as joint tenants

Do hereby GRANT TO ATTILIO BOCCIARDI and GRACE BOCCIARDI, his wife

AS JOINT TENANTS

all that real property situate in the

County of Santa Clara, State of California, described as follows:

BOOK 2299 PAGE 160
FILED FOR RECORD AT REQUEST OF
San Jose Abstract & Title Insurance Co.
OCT 11 3 36 PM 1951
OFFICIAL RECORDS, SANTA CLARA COUNTY
220 8
Above space for Recorder

13.75

Beginning at a 3/4 inch iron pipe in the line between the lands of Ballou and the Alisal Tract No. 1; said 3/4 inch pipe being the most Northerly corner of that certain 11.51 acre tract of land conveyed by George H. Ballou et ux, to Joseph Lucchessi et al, as recorded on January 18, 1938 records of Santa Clara County, California; and running thence along the Northwesterly line of said lands of Ballou N. 49°30'E. 89.6 feet; thence N. 49°24'E. 549.9 feet to the most Northerly corner of said lands of Ballou, in the center of the channel of the Coyote Creek; thence along said channel and along the Northeasterly line of said lands of Ballou S. 45°57'E. 839.1 feet to the most Easterly corner of said lands of Ballou; thence along the Southeasterly line of the lands of Ballou S. 49°30'W. 592.7 feet to a 4" x 4" stake designated as "C"; thence running N.48°54'W. 468.75 feet to a one inch pipe at the most Easterly corner of the aforementioned 11.51 acre tract; thence along the Northeasterly line of said 11.51 acre tract N.49°23'W. 375.2 feet to the place of beginning containing 11.79 acres, and being a portion of the 500 acre lot 18, City of San Jose Lands, Santa Clara County, California.

Together with a right of way to be used in common with other persons for ingress and egress over and along the following described real property:

A strip of land 10 feet wide, the Southeasterly line of which is described as follows: Beginning at the most Southerly corner of the 11.79 acre tract of land, hereinabove described and running thence S.49°30'W., along the Southeasterly line of lands of George Henry Ballou 1875.37 feet to the Easterly line of the San Jose-Oakland Road.

At such time as a right of way shall be opened over and along a strip of land not less than ten (10) feet in width and parallel or nearly parallel to the right of way herein first described and of equal length to said first described right of way and which shall afford substantially the same privilege of ingress and egress as the first herein mentioned right of way, an easement for a right of way over and along said last mentioned route shall be granted to the grantee, and/or his successors in interest. The right of way first herein granted shall cease and determine, provided, however, that if the tract over which said rights of way extend shall be subdivided and a street or highway dedicated thereover that shall conform substantially to the right of way second herein referred to, such dedication shall be deemed to be equivalent to said opening and grant of the right of way second herein described.

WITNESS our hand this 10th day of October, 1951.

John S. Anderson
Olympia Anderson

STATE OF CALIFORNIA
COUNTY OF ~~XXXXXXXX~~ San Joaquin

On this 10th day of October, 1951, before me, the undersigned, a Notary Public in and for said County and State, personally John S. Anderson and Olympia Anderson, his wife

[illegible] s are subscribed to the foregoing instrument and acknowledged to me that they executed the same.

Valerie M. Alderson
Notary Public

My commission expires 8/25/55

3rd 879571 13743 SF

BOOK 2633 PAGE 126 JOINT TENANCY Grant Deed

ATTILIO BOCCIARDI and GRACE BOCCIARDI, his wife,

24 R1

Grant s to

DAVID TONELLI and OPAL TONELLI, his wife, as joint tenants, as to an undivided one-half (1/2) interest and CLAUDE T. KRITZER and ETHEL J. KRITZER, his wife, as joint tenants, as to an undivided one-half (1/2) interest in

the real property situated in the County

of SANTA CLARA, State of California, described as follows:

BEGINNING at a 3/4 inch iron pipe in the line between the lands of Ballou and the Alisal Tract No. 1, said 3/4 inch pipe being the most Northerly corner of that certain 11.51 acre tract of land conveyed by George H. Ballou et ux to Joseph Lucchessi et al, as recorded on January 18, 1938, records of Santa Clara County, California; and running thence along the Northwesterly line of said lands of Ballou North 49° 30' East 89.6 feet; thence North 49° 24' East 549.9 feet to the most Northerly corner of said lands of Ballou in the center of the Channel of the Coyote Creek; thence along said channel and along the Northeasterly line of said lands of Ballou, South 45° 57' East 839.1 feet to the most Easterly corner of said lands of Ballou; thence along the Southeasterly line of the lands of Ballou South 49° 30' West 592.7 feet to a 4" x 4" stake designated as "C"; thence running North 48° 54'West 468.75 feet to a one inch pipe at the most Easterly corner of the aforementioned 11.51 acre tract; thence along the Northeasterly line of said 11.51 acre tract North 49° 23' West 375.2 feet to the place of beginning, containing approximately 11.79 acres, and being a portion of the 500 acre Lot 18, City of San Jose Lands, Santa Clara County, California.

TOGETHER WITH a Right of Way to be used in common with other persons for ingress and egress over and along the following described real property:

A strip of land 20.00 feet wide, the Northwesterly line of which is described as follows:

Beginning at a point in the Easterly line of the San Jose-Oakland Road State Highway and at the most Southerly corner of the 0.073 acre tract conveyed by George Henry Ballou to Rosaria Lucchesi by Deed dated September 8, 1942 and recorded September 10, 1942 in Book 1107 of Official Records, at page 347; running thence North 49° 30' East along the Southeasterly line of said 0.073 acre tract 175.00 feet.

ALSO, TOGETHER WITH a Right of Way to be used in common with other persons for ingress and egress over and along the following described real property:

A strip of land 10.00 feet wide, the Northwesterly line of which is described as follows:

Beginning at a point in the Easterly line of the San Jose-Oakland Road State Highway and at the most Southerly corner of the 0.073 acre tract conveyed by George Henry Ballou to Rosaria Lucchesi by Deed dated September 8, 1942 and recorded September 10, 1942 in Book 1107 of Official Records, at page 347; running thence North 49° 30' East along the Southeasterly line of said 0.073 acre tract 175.00 feet to the true point of beginning of said right of way to be described; thence continuing North 49° 30' East along the Southeasterly line of said 0.073 acre tract and its prolongation Northeasterly 1327 feet, more or less, to a point on the Southwesterly line of the 11.79 acre tract hereinafter referred to.

Said Rights of Way are granted as appurtenant to and for the benefit of that certain 11.79 acre tract of land described in the Deed from John S. Anderson et ux to Attilio Bocciardi et ux, dated October 10, 1951, recorded October 11, 1951 in Book 2299 of Official Records, at page 160, Santa Clara County Records.

BOOK 2759 PAGE 377

929273

Application No. 273809

I.R.S.

Grant Deed Joint Tenancy

(I or We) CLAUDE T. KRITZER and ETHEL J. KRITZER, his wife,

Do hereby GRANT TO DAVID TONELLI and OPAL TONELLI, his wife,

AS JOINT TENANTS

all that real property situate in the

County of Santa Clara, State of California, described as follows:

San Jose Abstract & Title Insurance Co.

NOV [illegible] 23

BOOK 2759 PAGE 377

2.00 6

Above space for Recorder

BEGINNING at a 3/4 inch iron pipe in the line between the lands of Ballou and the Alisal Tract No. 1, said 3/4 inch pipe being the most Northerly corner of that certain 11.51 acre tract of land conveyed by George H. Ballou et ux to Joseph Lucchessi et al, as recorded on January 18, 1939, records of Santa Clara County, California; and running thence along the Northwesterly line of said lands of Ballou North 49° 30' East 99.6 feet; thence North 49° 24' East 549.9 feet to the most Northerly corner of said lands of Ballou in the center of the Channel of the Coyote Creek; thence along said channel and along the Northeasterly line of said lands of Ballou, South 45° 57' East 989.1 feet to the most Easterly corner of said lands of Ballou; thence along the Southeasterly line of the lands of Ballou South 49° 30' West 592.7 feet to a 4" x 4" stake designated as "C"; thence running North 48° 54' West 468.75 feet to a one inch pipe at the most Easterly corner of the aforementioned 11.51 acre tract; thence along the Northeasterly line of said 11.51 acre tract North 49° 23' West 375.2 feet to the place of beginning, containing approximately 11.79 acres, and being a portion of the 500 acre Lot 1, City of San Jose Lands, Santa Clara County, California.

TOGETHER with all rights-of-way appurtenant and all rights granted to grantors in that certain Deed recorded in the office of the County Recorder of the County of Santa Clara, State of California, on the 30th day of April, 1953, in Volume 2633 of Official Records, page 126.

THIS GRANT IS MADE upon the express condition and as part consideration thereof that the grantees assume and agree to pay that certain Deed of Trust executed by grantees and grantors to Timothy A. O'Connor as Trustee to secure the payment to Attilio Bocciardi and Grace Bocciardi, his wife, of $10,000.00, and additional advances, dated February 19, 1953, and recorded April 30, 1953, in the office of the County Recorder of the County of Santa Clara, State of California, Recorder's Serial No. 879572, in Book 2633 of Official Records, page 124.

WITNESS our hand S this 7th day of NOVEMBER, 1953

Claude T. Kritzer

Ethel J. Kritzer

November

CLAUDE T. KRITZER and ETHEL J. KRITZER, his wife,

they

BOOK 2633 PAGE 127

At such time as a right of way shall be opened over and along a strip of land not less than ten (10) feet in width and parallel or nearly parallel to the rights of way herein described and of equal length to said described rights of way and which shall afford substantially the same privilege of ingress and egress as the said herein mentioned rights of way, an easement for a right of way over and along said last mentioned route shall be granted to the grantee and/or his successors in interest. The rights of way herein granted shall cease and determine, provided, however, that if the tract over which said rights of way extend shall be subdivided and a street or highway dedicated thereover that shall conform substantially to the rights of way herein referred to, such dedication shall be deemed to be equivalent to said opening and grant of the right of way herein described.

That at such times as the Grantees, their successors or assigns shall have completed the excavation of loam and gravel and the hauling of the same from that 11.79 acre tract of land hereinbefore mentioned (and in no event to be for more than five (5) years from the date hereof) then the said 20.00 foot right of way hereinbefore described shall be reduced to a width of 10.00 feet, the Northwesterly line of which shall be the same as the Northwesterly line of the 20.00 foot right of way hereinbefore described.

If any of the foregoing right of ways shall be changed from the present location the same shall be at the sole cost and expense of the Grantors, and the substituted right of way shall be graded and re-surfaced to the same condition of the existing right of way by said Grantors and assigns.

2

Dated: February 19, 1953.

Attilio Bocciardi
Grace Bocciardi

STATE OF CALIFORNIA
COUNTY OF SANTA CLARA } ss.

On February 19, 1953,
before me, LOUIS PASQUINELLI a Notary Public in and for said SANTA CLARA County and State, personally appeared
ATTILIO BOCCIARDI and GRACE BOCCIARDI, his wife,

known to me to be the person S whose name S are subscribed to the within instrument and acknowledge that they executed the same.

(SEAL) Louis Pasquinelli
Notary Public

My Commission Expires: March 25, 1956

RECORDING DATA
879571
BOOK 2633 PAGE 126

FILED FOR RECORD
AT REQUEST OF
Apr 30 2 53 P M 1953
OFFICIAL RECORDS
SANTA CLARA COUNTY
Thos A Rayne
3 30

2

FORM CA 152 2M

CALIFORNIA PACIFIC TITLE INSURANCE COMPANY

1290910 APPLICATION No.

I-1-8
$290.95

JOINT TENANCY DEED

BOOK 3696 PAGE 253

FORTUNATO PIERACCI and MARINA PIERACCI, his wife, UGO PASQUINELLI and AMELIA PASQUINELLI, his wife, PALMIRO DELLA MAGGIORE and INES DELLA MAGGIORE, his wife, QUINTILIO DELLA MAGGIORE and RENA DELLA MAGGIORE, his wife, ATTILIO BOCCIARDI and GRACE BOCCIARDI, his wife, ORESTE PIERACCI and EMELIA PIERACCI, his wife,

hereby do GRANT to

GEORGE WILSON and GERALDINE WILSON, his wife,

In JOINT TENANCY, all that real property situated in the

County of Santa Clara State of California, described as follows:

All that real property situate in the County of Santa Clara, State of California, and being more particularly described as follows:

BEGINNING at a point in the Easterly line of San Jose-Oakland Road, State Highway, said point being distant along said Easterly line South 7° 01' 30" East 503.68 feet from the most Southerly corner of that certain 0.073 acre tract conveyed by George Henry Ballou to Rosaria Lucchesi by Deed dated September 8, 1942 and recorded September 10, 1942 in Book 1107 of Santa Clara County Official Records at Page 347; thence parallel to the Southeasterly line of said 0.073 acre tract North 49° 28' 20" East 1487.87 feet; thence North 40° 31' 40" West 423.00 feet to the Northwesterly line of that certain 5.11 acre parcel described in the Deed from George Henry Ballou, et ux, to Attilio Bocciardi, et ux, dated May 8, 1940 and recorded May 13, 1940 in Book 987 of Santa Clara County Official Records at Page 151; thence along said Northwesterly line North 49° 28' 20" East 292.02 feet to the most Northerly corner of said 5.11 acre parcel; thence along the Northeasterly line of said parcel South 48° 54' East 468.87 feet to a 4 x 4 stake marked "C" and found at the most Northerly corner of that certain 28.25 acre parcel of land designated as Parcel One and described in Deed from G. Lester Tarleton, et al, to P. Della Maggiore, et al, dated January 8, 1931 and recorded January 9, 1931 in Book 546 of Santa Clara County Official Records at page 451; thence along the Easterly line of said 28.25 acre tract South 8° 03' East 819.09 feet to the southeasterly corner thereof, said point also being the most Northerly corner of Parcel Two as described in said Deed recorded in Book 546 of Santa Clara County Official Records at page 451; thence along the Northeasterly line of said Parcel Two South 50° 50' East 457.90 feet to the most Northerly corner of that certain 1-acre tract conveyed by Tarleton to Brown by Deed recorded August 12, 1922 in Book 561 of Deeds, at Page 63, Santa Clara County Official Records; thence along the Northwesterly and Southwesterly lines of said 1-acre tract South 45° 45' West 261.12 feet to an iron bar found, and South 43° 11' 30" East 398.18 feet to a 2 x 3 stake found in the Northwesterly line of Berryessa Road; thence along said Northwesterly line South 46° 48' 30" West 45.0 feet to the most Easterly corner of that certain parcel conveyed by Tarleton to Rose by Deed recorded September 8, 1920 in Book 523 of Deeds, at Page 203, Santa Clara County Official Records; thence along the Northeasterly line of said land conveyed to Rose, North 43° 11' 30" West 175.00 feet to the most Westerly corner of said parcel; thence along the Southwesterly prolongation of the Northwesterly line of said parcel conveyed to Rose, South 46° 48' 30" West 201.00 feet to the most Westerly corner of that parcel conveyed by Tarleton to Tarleton and recorded February 26, 1912 in Book 381 of Deeds, at page 330, Santa Clara County Official Records, said point being in the Southwesterly line of that certain 10-acre tract conveyed by Beardsley to Tarleton by Deed recorded December 1, 1873 in Book 31 of Deeds, at page 84, Santa Clara County Official Records; thence along the Southwesterly line of said 10-acre tract North 43° 11' 30" West 703.91 feet to the most Westerly corner of said 10-acre tract in the Southeasterly line of the 28.25 acre tract herein above referred to; thence along the Southeasterly line of said 28.25 acre tract South 49° 38' 30" West 734.20 feet to an iron pipe found at the most Northerly corner of the lands now or formerly of Joseph Nunes; thence North 43° 11' 30" West along the Northwesterly prolongation of the Northeasterly line of said lands of Nunes 83.53 feet; thence South 49° 40' West 213.29 feet; thence North 40° 20' West 270.50 feet to an iron bar found in the Northwesterly line of the lands conveyed by Della Maggiore to Perry by Deed recorded December 22, 1947 in Book 1452, at page 458, Santa Clara County Official Records; thence along the Northwesterly line of lands conveyed to Perry South 49° 40' West 257.95 feet to an iron bar found in the Easterly line of the San Jose-Oakland Road; thence along said Easterly line North 7° 01' 30" West 447.12 feet to the point of beginning, containing 37.752 acres and being a portion of 500 Acre Lot 18, San Jose Pueblo Lands of the City of San Jose.

BOOK 3696 PAGE 254

Oreste Pieracci
Emelia Pieracci

Ines Della Maggiore
Palmiro Della Maggiore

Dated: December 22, 1956.

Grace Bocciardi
Quintilio Della Maggiore
Rena Della Maggiore
Attilio Bocciardi

Fortunato Pieracci
Marina Pieracci
Ugo Pasquinelli
Amelia Pasquinelli

SOLELY FOR RECORDER'S USE

BOOK 3696 PAGE 253

FILED FOR RECORD
AT REQUEST OF
City Title Insurance Co.
DEC 31 2 53 P M 1956

OFFICIAL RECORDS
SANTA CLARA COUNTY
RECORDER

STATE OF CALIFORNIA
COUNTY OF Santa Clara } ss.

On December 22, 1956, before me,
LOUIS PASQUINELLI a Notary Public
in and for said County and State,
personally appeared RENA DELLA MAGGIORE, ATTILIO BOCCIARDI, GRACE BOCCIARDI, INES DELLA MAGGIORE, PALMIRO DELLA MAGGIORE, FORTUNATO PIERACCI, MARINA PIERACCI, UGO PASQUINELLI, AMELIA PASQUINELLI, ORESTE PIERACCI, EMELIA PIERACCI, and QUINTILIO DELLA MAGGIORE
known to me to be the person s whose name s are subscribed to the within instrument and acknowledged that they executed the same.

WITNESS my hand and official seal.

(SEAL) Louis Pasquinelli
Notary Public

My Commission Expires: 5-1-60

CT-102 2M 8-56 CITY TITLE INSURANCE COMPANY CT 105691

BOOK 4273 PAGE 256

Holloway Jones
Jack T. Bonnel
Joseph P. Martinez
John L. Bullock
Stephen H. Roberts
Attorneys for Plaintiff

369 Pine Street
San Francisco 4, California
Telephone: YUkon 2-3130

ENDORSED
FILED
DEC 2 1963
PAUL R. TEICH Clerk
BY A. H. GALLO
DEPUTY

IN THE SUPERIOR COURT OF THE STATE OF CALIFORNIA,
IN AND FOR THE COUNTY OF SANTA CLARA

THE PEOPLE OF THE STATE OF CALIFORNIA, acting by and through the Department of Public Works, Plaintiff, vs. ANGELO PENA, DAVID TONELLI, et al., Defendants.	No. 106532 Parcel 3 FINAL ORDER OF CONDEMNATION

The plaintiff in the above-entitled proceeding having paid into court for the benefit of defendants DAVID TONELLI and OPAL TONELLI, as their interests may appear, the total amount of compensation awarded by the Court for the taking of the property described as Parcel 3 in the complaint on file herein, together with any and all improvements thereon pertaining to the realty, and for all claims and demands of said defendants against plaintiff on account of the taking of said property in fee simple absolute and its use for State highway purposes:

NOW, THEREFORE, IT IS HEREBY ORDERED, ADJUDGED AND DECREED, that the following described property be, and it is hereby, condemned to plaintiff in fee simple absolute for the purposes set forth in the complaint on file herein, to-wit for State highway purposes, to wit, for exchange and the relocation

of a railroad spur track of the Southern Pacific Railroad Company and for said Railroad use, said property being situate in the County of Santa Clara, State of California, and described as follows:

PARCEL 1:

For exchange purposes, a portion of that certain parcel of land described in that deed to David Tonelli, et ux, recorded November 18, 1953 in Book 2759, at page 377, Official Records of Santa Clara County, being more particularly described as follows:

COMMENCING at the most northerly corner of said parcel; thence along the northeasterly line of said parcel, S.50°14'32"E., 549.87 feet to the most easterly corner of Lot 16, as said lot is shown on that certain map entitled, "Map of the Alisal Tract No. 1", filed December 2, 1910, in Book "N" of Maps, at page 16, in the office of the Recorder of Santa Clara County; thence along the northeasterly projection of the southeasterly line of said lot, N. 50°20'32" E., 89.38 feet; thence along a tangent curve to the right, with the radius of 357.22 feet, through an angle of 83°25'00", an arc length of 520.08 feet; thence S. 46°14'28" E., 521.48 feet to the southeasterly line of said parcel; thence along last said line, N. 50°20'32" E., 125.54 feet to the northeasterly line of said parcel; thence along last said line, N. 45°06'28" W., 639.06 feet to the point of commencement.

CONTAINING 3.048 acres, more or less.

The bearings and distances used in the above description are on the California Coordinate System, Zone 3.

IT IS FURTHER ORDERED that a copy of this order be filed in the office of the County Recorder of the county in which the above-described property is located, and thereupon said property together with all improvements thereon pertaining to the realty, and the title thereto shall vest in plaintiff in fee simple absolute.

Dated: DEC 12, 1956.

W. W. JACKA

Judge of the Superior Court

BOOK 4273 PAGE 258

BOOK 4273 PAGE 256

FILED FOR RECORD
AT
STATE OF CALIF.
DEC 29 3 13 PM 1958

The foregoing instrument is a correct copy of the original on file in this office
ATTEST: DEC 22 1958
WILLIAM DENTON
County Clerk
By

3 Mss D-H.

204991 C.P. 1737528

(3)

Grant Deed

REEL 4633 PAGE 620

WIDAN COMPANY, INC., a corporation and GEORGE WILSON AND GERALDINE WILSON, his wife

Grants to

ALISSA DEVELOPMENT CORPORATION, a corporation

the real property situated in the City of San Jose County of Santa Clara State of California, described as follows:

BEGINNING at a point in the Easterly line of San Jose-Oakland Road, State Highway, said point being distant along said Easterly line South 27° 01' 30" East 503.68 feet from the most Southerly corner of that certain 0.073 acre tract conveyed by George Henry Ballou to Rosaria Lucchesi by Deed dated September 8, 1942, recorded September 10, 1942 in Book 1107 Official Records, page 347, Santa Clara County Records; thence parallel to the Southeasterly line of said 0.073 acre tract North 49° 28' 20" East 1091.45 feet to an iron pipe, and the true point of beginning of the tract of land to be described; thence from said true point of beginning South 40° 31' 40" East and at right angles to said last mentioned line 320.00 feet to an iron pipe set in the center line of a proposed street (60.00 feet in width); thence North 49° 28' 20" East along the Northeasterly prolongation of the said center line of a proposed street (60.00 feet in width) to the point of intersection thereof with the Easterly line of that certain 25.25 acre tract of land described as parcel one in the Deed from C. Lester Carleton et al, to P. Della Maggiore et al, dated January 2, 1931, recorded January 6, 1931 in Book [illegible] Official Records, page 451, Santa Clara County Records; thence North 27° 01' East along the Easterly line of said 25.25 acre tract to a 4" x 4" stake marked "C" set at the Northernmost corner thereof, also being the Easternmost corner of that certain 5.11 acre tract of land described in the Deed from George Henry Ballou et ux, to Attilio Boccardi et ux, dated May 5, 1941, recorded May 13, 1941 in Book 987 Official Records, page 151, Santa Clara County Records; thence North 49° 28' West along the Northeasterly line of said 5.11 acre tract, 468.32 feet to the Northernmost corner thereof; thence South 40° 31' 40" West along the Northwesterly line of said 5.11 acre tract, 412.00 feet to the Northernmost corner of that certain tract of land described in the Deed from George Alison et ux to Arthur W. [illegible], dated April [illegible], recorded April 2, 1941 in Book 981 Official Records, page 278, Santa Clara County Records; thence South 49° 28' 20" East along the Northeasterly line of land so described in the Deed to said W. [illegible] the Easternmost corner thereof; thence South 40° 31' 40" West 320.00 feet to the true point of beginning, and being a portion of Acre Lot 18, San Jose Pueblo Lands, City of San Jose.

TOGETHER WITH an easement for the purpose of forever maintaining and for the installation and maintenance of public utilities over a strip of land, 60.00 feet in width, the center line of which is more particularly described as follows:

204991 C.P. 1737530

Grant Deed

BOOK 4633 PAGE 637

ALISSA DEVELOPMENT CORPORATION, a corporation

Grants to

DAVID TONELLI AND OPAL TONELLI, his wife as Joint Tenants

the real property situated in the Santa Clara County

State of California, described as follows:

BEGINNING at the Northernmost corner of that certain 5.11 acre tract of land described in the Deed from George Henry Ballou et ux, to Attilio Bocciardi et ux, dated May 8, 1940, recorded May 13, 1940 in Book 987 Official Records, page 151, Santa Clara County Records; thence from said point of beginning South 49° 28' 20" West along the Northwesterly line of said 5.11 acre tract 245.00 feet; thence at right angles South 40° 31' 40" East 80.00 feet; thence North 49° 28' 20" East and parallel with the Northwesterly line of said 5.11 acre tract to the point of intersection thereof with the Northeasterly line of said 5.11 acre tract; thence North 48° 54' West along said last mentioned line to the point of beginning.

TOGETHER WITH and as appurtenant to and for the benefit of the above described parcel of land, and as appurtenant to and for the benefit of that certain 11.79 acre tract of land described in the Deed from Claude T. Kritzer et ux, to David Tonelli et ux, dated November 7, 1953, recorded November 18, 1953 in Book 2759 Official Records, page 377, Santa Clara County Records, a non-exclusive easement for the purpose of ingress and egress and for the installation and maintenance of public utilities over the following described parcel of land:

Beginning at a point on the Easterly line of San Jose-Oakland Road (100.00 feet in width), distant thereon South 07° 01' 30" East 213.98 feet from the Northwesterly corner of that certain 37.752 acre tract of land described in the Deed from Fortunato Pieracci et al, to George Wilson et ux, dated December 22, 1956, recorded December 31, 1956 in Book 3696 Official Records, page 253, Santa Clara County Records; thence North 82° 58' 30" East 181.24 feet; thence Easterly on a curve to the left with a radius of 250.00 feet through an angle of 33° 30' 10" for an arc distance of 146.18 feet; thence North 49° 28' 20" East and parallel with the Northwesterly line of said 37.752 acre tract 920.44 feet; thence North 40° 31' 40" West 40.00 feet to a point in the Northwesterly line of a proposed street (80.00 feet in width); thence North 49° 28' 20" East along the Northeasterly prolongation of said last mentioned line to the point of intersection thereof with a line which is parallel with and distant Westerly 80.00 feet at right angles from the Easterly line of that certain 28.25 acre tract of land described as Parcel One in the Deed from G. Lester Tarleton, et al, to P. Della Maggiore et al, dated January 8, 1931, recorded January 9, 1931 in Book 546 Official Records, page 451, Santa Clara County Records, and the true point of beginning of the tract of land to be described; thence from said true point of beginning North 08° 03' West along said last mentioned parallel line to the point of intersection thereof with the Northeasterly line of that certain 5.11 acre tract of land described in the Deed from George Henry Ballou et ux, to Attilio Bocciardi et ux, dated May 8, 1940, recorded May 13, 1940 in Book 987 Official Records, page 151, Santa Clara County Records; thence South 48° 54' East along the Northeasterly line of said 5.11 acre tract to the Northernmost corner of said 28.25 acre tract; thence South 08° 03' East along the Easterly line of said 28.25 acre tract to a point which bears North 49° 28' 20" East from the said true point of beginning; thence South 49° 28' 20" West to the true point of beginning.

BOOK 4633 PAGE 638

ALSO TOGETHER WITH and as appurtenant to and for the benefit of the above described parcel of land, and as appurtenant to and for the benefit of that certain 11.79 acre tract of land described in the Deed from Claude T. Kritzer et ux, to David Tonelli et ux, dated November 7, 1953, recorded November 18, 1953 in Book 2759 Official Records, page 377, Santa Clara County Records, a non-exclusive easement for the purpose of ingress and egress over the following described parcel of land:

Beginning at a point on the Easterly line of San Jose-Oakland Road (100.00 feet in width), distant thereon South 07° 01' 30" East 213.98 feet from the Northwesterly corner of that certain 37.752 acre tract of land described in the Deed from Fortunato Pieracci et al, to George Wilson et ux, dated December 22, 1956, recorded December 31, 1956 in Book 3696 Official Records, page 253, Santa Clara County Records; thence North 82° 58' 30" East 181.24 feet; thence Easterly on a curve to the left with a radius of 250.00 feet through an angle of 33° 30' 10" for an arc distance of 146.18 feet; thence North 49° 28' 20" East and parallel with the Northwesterly line of said 37.752 acre tract 920.44 feet; thence North 40° 31' 40" West 40.00 feet to a point in the Northwesterly line of a proposed street (80.00 feet in width); thence North 49° 28' 20" East along the Northeasterly prolongation of said last mentioned line to the point of intersection thereof with a line which is parallel with and distant Westerly 80.00 feet at right angles from the Easterly line of that certain 28.25 acre tract of land described as Parcel One in the Deed from G. Lester Tarleton et al, to P. Della Maggiore et al, dated January 8, 1931, recorded January 9, 1931 in Book 546 Official Records, page 451, Santa Clara County Records; thence North 08° 03' West along said last-mentioned parallel line to the point of intersection thereof with a line which is parallel with and distant Southwesterly 40.00 feet at right angles from the Northeasterly line of that certain 5.11 acre tract of land described in the Deed from George Henry Ballou et ux, to Attilio Bocciardi et ux, dated May 8, 1940, recorded May 13, 1940 in Book 987 Official Records, page 151, Santa Clara County Records, and the true point of beginning of the tract of land to be described; thence from said true point of beginning continuing North 08° 03' West along said parallel line to the point of intersection thereof with the Northeasterly line of said 5.11 acre tract; thence North 48° 54' West along said last-mentioned line to the point of intersection thereof with a line which is parallel with and distant Southeasterly 80.00 feet at right angles from the Northwesterly line of said 5.11 acre tract; thence South 49° 28' 20" West along said last-mentioned parallel line 40 feet, more or less, to a point in a line which is parallel with and distant Southwesterly 40.00 feet at right angles from the Northeasterly line of said 40 acre tract; thence South 48° 54' East along said last-mentioned parallel line to the true point of beginning.

1737530

BOOK 4633 PAGE 637
FILED FOR RECORD
AT REQUEST OF
California Pacific Title Insurance Co.
DEC 10 4 45 PM 1959
OFFICIAL RECORDS
SANTA CLARA COUNTY
STA. C. TULLY
RECORDER

BOOK 4633 PAGE 639

Dated: October 26, 1959

ALISSA DEVELOPMENT CORPORATION

Richard Wehner Jr.

Isaac Raidel Jr.

STATE OF CALIFORNIA
COUNTY OF } ss.

On
before me, a Notary Public in and for said County and State, personally appeared

known to me to be the person whose name subscribed to the within instrument and acknowledged that executed the same.

(SEAL) Notary Public

My Commission Expires:

Return to:
Address:

Application No.:

RECORDING DATA

FORM 1-4—5-59—20M

CALIFORNIA PACIFIC TITLE INSURANCE COMPANY

STATE OF CALIFORNIA,
County of Santa Clara } ss.

On this 5th day of November in the year one thousand nine hundred and fifty nine, before me, E.O. POHL, a Notary Public in and for the County of ~~XXXXXX~~ Santa Clara, State of California, duly commissioned and sworn, personally appeared RICHARD WEHNER AND ISACC RAIDEL known to me to be the PRESIDENT AND SECRETARY of the corporation described in and that executed the within instrument, and also known to me to be the person S who executed the within instrument on behalf of the corporation therein named, and acknowledged to me that such corporation executed the same.

IN WITNESS WHEREOF I have hereunto set my hand and affixed my official seal in the County of Santa Clara the day and year in this certificate first above written.

E.O. POHL

Notary Public in and for the County of Santa Clara
State of California

Cowdery's Form No. 28—(Acknowledgment—Corporation).
(C.C. Secs. 1190-1190.1)

My Commission Expires May 24, 1960

Beginning at a point on the Easterly line of San Jose- Oakland

37.752 acre tract of land described as parcel one in the Deed from O. Lester Tarleton et al to P. Della Maggiore et al, dated January 8, 1931, recorded January 9, 1931 in Book 946 Official Records, page 451, Santa Clara County Records, and the terms of said easement.

Pierucci et al, to Emery Wilson, et ux, dated December 22, 1956; recorded December 31, 1956 in Book 3696 Official Records, page 253, Santa Clara County Records; thence North 82° 58' 30" East 191.24 feet; thence Easterly on a curve to the left with a radius of 290.00 feet through an angle of 31° 30' 10" for an arc distance of 146.18 feet; thence North 40° 28' 20" East and parallel with the Northwesterly line of said 37.952 acre tract 920.44 feet to an iron pipe; thence continuing North 49° 28' 20" East to the point of intersection thereof with the Easterly line of that certain 28.25 acre tract of land described as parcel

RESERVING THEREFROM, an easement for the purpose of ingress and egress and for the installation and maintenance of public utilities over so much thereof as lies within the bounds of the above described 60.00 foot easement.

2X

REC 4933 PAGE 621

4633 pg 627

WIDAN COMPANY, INC.,

Dated November 2, 1959

GEORGE WILSON

GERALDINE WILSON

STATE OF CALIFORNIA
COUNTY OF Santa Clara

On November 5, 1959
before me, E.O. POHL a Notary Public in and for said County and State, personally appeared GEORGE WILSON AND GERALDINE WILSON

known to me to be the person s whose name s are subscribed to the within instrument and acknowledge that they executed the same.

(SEAL)

E.O. POHL Notary Public
My Commission Expires May 24, 1960

Return to

Address

Application No.

RECORDING DATA

1737528

BOOK 4633 PAGE 629

FILED FOR RECORD
AT REQUEST OF

California Pacific Title Insurance Co.
DEC 10 11 01 AM 1959

OFFICIAL RECORDS
SANTA CLARA COUNTY

CALIFORNIA PACIFIC TITLE INSURANCE COMPANY

STATE OF CALIFORNIA,
County of Santa Clara } ss.

On this 5th day of November in the year one thousand nine hundred and fifty-nine
before me E.O. POHL a Notary Public in and for the County of
Santa Clara, State of California, duly commissioned and sworn, personally appeared
GEORGE WILSON AND MARGARETTE WILSON
known to me to be the PRESIDENT AND SECRETARY
of the corporation described in and that executed the within instrument, and also known to me to be the person s who executed the within instrument on behalf of the corporation therein named, and acknowledged to me that such corporation executed the same

IN WITNESS WHEREOF I have hereunto set my hand and affixed my official seal in the County of Santa Clara the day and year in this certificate first above written.

E.O. POHL
Notary Public in and for the County of Santa Clara
State of California

Cowdery's Form No. 28—(Acknowledgment—Corporation).
(C.C. Secs. 1190-1190.1)

My Commission Expires May 24, 1960

RECORDING REQUESTED BY

RUFFO, FERRARI & McNEIL

AND WHEN RECORDED MAIL THIS DEED AND, UNLESS OTHERWISE SHOWN BELOW, MAIL TAX STATEMENTS TO:

NAME
STREET ADDRESS — RUFFO, FERRARI & McNEIL, PROFESSIONAL CORPORATION, 101 PARK CENTER PLAZA SUITE 1300
CITY, STATE ZIP — SAN JOSE, CALIFORNIA 95113

Title Order No..... Escrow No.....

RECORDER'S MEMO: FAINT WRITING OR TYPING OR CARBON COPIES MAKES POOR PHOTOGRAPHIC RECORD

4812182

0996 PAGE 655

FILED FOR RECORD AT REQUEST OF Ruffo, Ferrari

JUL 18 4 22 PM '74

OFFICIAL RECORDS SANTA CLARA COUNTY GEORGE A MANN REGISTRAR RECORDER

0996 PAGE 655

This space for Recorder's use

(No consideration) NO TAX DUE

4812182

GRANT DEED

GRANTOR(s) DECLARE(s) DOCUMENTARY TRANSFER TAX is $ -0-

☐ computed on full value of property conveyed, or

☐ computed on full value less value of liens or encumbrances remaining at time of sale.

FOR A VALUABLE CONSIDERATION, receipt of which is hereby acknowledged,

DAVID TONELLI and OPAL TONELLI, as tenants in common,

hereby GRANT(S) to DAVID TONELLI and OPAL TONELLI or the successor(s) Trustees of the TONELLI FAMILY TRUST, Trust Agreement dated May 2, 1974

the following described real property in the County of Santa Clara, State of California:

BEGINNING at a 3/4 inch iron pipe in the line between the lands of Ballou and the Alisal Tract No. 1, said 3/4 inch pipe being the most Northerly corner of that certain 11.51 acre tract of land conveyed by George H. Ballou et ux to Joseph Lucchessi et al, as recorded on January 18, 1938, records of Santa Clara County, California; and running thence along the Northwesterly line of said lands of Ballou North 49° 30' East 89.6 feet; thence North 49° 24' East 549.9 feet to the most Northerly corner of said lands of Ballou in the center of the Channel of the Coyote Creek; thence along said channel and along the Northeasterly line of said lands of Ballou, South 45° 57' East 839.1 feet to the most Easterly corner of said lands of Ballou; thence along the Southeasterly line of the lands of Ballou South 49° 30' West 592.7 feet to a 4" x 4" stake designated as "C"; thence running North 48° 54' West 468.75 feet to a one inch pipe at the most Easterly corner of the aforementioned 11.51 acre tract; thence along the Northeasterly line of said 11.51 acre tract North 49° 23' West 375.2 feet to the place of beginning, containing approximately 11.79 acres, and being a portion of the 500 acre Lot 18, City of San Jose Lands, Santa Clara County, California.

TOGETHER with all rights-of-way appurtenant and all rights granted to grantors in that certain Deed recorded in the office of the County Recorder of the County of Santa Clara, State of California, on the 30th day of April, 1953, in Volume 2633 of Official Records, page 126.

THIS GRANT IS MADE upon the express condition and as part consideration thereof that the grantees assume and agree to pay that certain Deed of Trust executed by grantees and grantors to Timothy A.O'Connor as Trustee to secure the payment to Attilio Bocciardi and Grace Bocciardi, his wife, of $10,000.00, and additional advances, dated February 19,1953, and recorded April 30,1953, in the office of the County Recorder of the County of Santa Clara, State of California, Recorder's Serial No. 879572, in Book 2633 of Official Records, page 128.

B 0996 PAGE 356

Dated June 18, 1974

David Tonelli
DAVID TONELLI

Opal Tonelli
OPAL TONELLI

STATE OF CALIFORNIA
COUNTY OF Santa Clara } SS.

On June 18, 1974 before me, the undersigned, a Notary Public in and for said State, personally appeared

DAVID TONELLI and OPAL TONELLI

known to me to be the person(s) whose name(s) ~~is~~ are subscribed to the within instrument and acknowledged that they executed the same. Witness my hand and official seal.

Signature Joan R. Ferrari

OFFICIAL SEAL
JOAN R. FERRARI
NOTARY PUBLIC - CALIF.
SANTA CLARA COUNTY
My Commission Expires May 13, 1978

(Space above for official notarial seal)

MAIL TAX STATEMENTS TO PARTY SHOWN ON FOLLOWING LINE; IF NO PARTY SO SHOWN, MAIL AS DIRECTED ABOVE.

Name	Street Address	City & State	Zip
Mr. & Mrs. David Tonelli	10150 Clayton Rd.,	San Jose CA	95127

RECORDING REQUESTED BY

RUFFO, FERRARI & McNEIL

AND WHEN RECORDED MAIL THIS DEED AND, UNLESS OTHERWISE SHOWN BELOW, MAIL TAX STATEMENTS TO:

NAME RUFFO, FERRARI & McNEIL
STREET ADDRESS PROFESSIONAL CORPORATION
101 PARK CENTER PLAZA SUITE 1300
CITY, STATE ZIP SAN JOSE, CALIFORNIA 95113

Title Order No. ..... Escrow No. .....

4812177
0996 PAGE 647

FILED FOR RECORD AT REQUEST OF
Ruffo, Ferrari
JUL 18 4 21 PM '74

OFFICIAL RECORDS
SANTA CLARA COUNTY
GEORGE A MANN
REGISTRAR RECORDER

This space for Recorder's use

0996 PAGE 647

4812177

GRANT DEED

GRANTOR(s) DECLARE(s) DOCUMENTARY TRANSFER TAX is $ No consideration No Tax Due

☐ computed on full value of property conveyed, or

☐ computed on full value less value of liens or encumbrances remaining at time of sale.

FOR A VALUABLE CONSIDERATION, receipt of which is hereby acknowledged,

DAVID TONELLI and OPAL TONELLI, his wife as Joint Tenants

hereby GRANT(S) to DAVID TONELLI and OPAL TONELLI or the successor(s) Trustees of the TONELLI FAMILY TRUST, Trust Agreement dated May 2, 1974,

the following described real property in the County of Santa Clara, State of California:

SEE ATTACHED DESCRIPTION

Dated June 18, 1974

David Tonelli
DAVID TONELLI

Opal Tonelli
OPAL TONELLI

STATE OF CALIFORNIA
COUNTY OF Santa Clara } SS.

On June 18th, 1974 before me, the undersigned, a Notary Public in and for said State, personally appeared

DAVID TONELLI and OPAL TONELLI

known to me to be the person(s) whose name(s) ~~SS~~ (are) subscribed to the within instrument and acknowledged that they executed the same. Witness my hand and official seal.

Signature Joan R. Ferrari

OFFICIAL SEAL
JOAN R. FERRARI
NOTARY PUBLIC - CALIF.
SANTA CLARA COUNTY
My Commission Expires May 13, 1978

(Space above for official notarial seal)

MAIL TAX STATEMENTS TO PARTY SHOWN ON FOLLOWING LINE; IF NO PARTY SO SHOWN, MAIL AS DIRECTED ABOVE.

Mr. & Mrs. David Tonelli — 10150 Clayton Rd., San Jose CA 95127
Name — Street Address — City & State — Zip

BEGINNING at the Northernmost corner of that certain 5.11 acre tract of land described in the Deed from George Henry Ballou et ux, to Attilio Bocciardi et ux, dated May 8, 1940, recorded May 13, 1940 in Book 987 Official Records, page 151, Santa Clara County Records; thence from said point of beginning South 49° 28' 20" West along the Northwesterly line of said 5.11 acre tract 245.00 feet; thence at right angles South 40° 31' 40" East 80.00 feet; thence North 49° 28' 20" East and parrallel with the Northwesterly line of said 5.11 acre tract to the point of intersection thereof with the Northeasterly line of said 5.11 acre tract; thence North 48° 54' West along said last mentioned line to the point of beginning.

TOGETHER WITH and as appurtenant to and for the benefit of the above described parcel of land, and as appurtenant to and for the benefit of that certain 11.79 acre tract of land described in the Deed from Claude T. Kritzer et ux, to David Tonelli et ux, dated November 7, 1953, recorded November 18, 1953 in Book 2759 Official Records, page 377, Santa Clara County Records, a non-exclusive easement for the purpose of ingress and egress and for the installation and maintenance of public utilities over the following described parcel of land:

Beginning at a point on the Easterly line of San Jose-Oakland Road (100.00 feet in width), distant thereon South 07° 01' 30" East 213.98 feet from the Northwesterly corner of that certain 37.752 acre tract of land described in the Deed from Fortunato Pieracci et al, to George Wilson et ux, dated December 22, 1956, recorded December 31, 1956 in Book 3696 Official Records, page 253, Santa Clara County Records; thence North 82° 58' 50" East 191.24 feet; thence Easterly on a curve to the left with a radius of 250.00 feet through an angle of 33° 30' 10" for an arc distance of 146.18 feet; thence North 49° 28' 20" East and parallel with the Northwesterly line of said 37.752 acre tract 920.44 feet; thence North 40° 31' 40" West 40.00 feet to a point in the Northwesterly line of a proposed street (80.00 feet wide); thence North 49° 28' 20" East along the Northeasterly prolongation of said last mentioned line to the point of intersection thereof with a line which is parallel with and distant Westerly 80.00 feet at right angles from the Easterly line of that certain 28.25 acre tract of land described as Parcel One in the Deed from G. Lester Tarleton, et al., to P. Della Maggiore et al., dated January 8, 1931, recorded January 9, 1931 in Book 546 Official Records, page 451, Santa Clara County Records, and the true point of beginning of the tract of land to be described; thence from said true point of beginning North 08° 03' West along said last mentioned parallel line to the point of intersection thereof with the Northeasterly line of that certain 5.11 acre tract of land described in the Deed from George Henry Ballou et ux, to Attilio Bocciardi et ux, dated May 8, 1940, recorded May 13, 1940 in Book 987 Official Records, page 151, Santa Clara County Records; thence South 48° 54' East along the Northeasterly line of said 5.11 acre tract to the Northernmost corner of said 28.25 acre tract; thence South 08° 03' East along the Easterly line of said 28.25 acre tract to a point which bear North 49° 28' 20" East from the said true point of beginning; thence South 49° 28' 20" West to the true point of beginning.

ALSO TOGETHER WITH and as appurtenant to and for the benefit of the above described parcel of land, and as appurtenant to and for the benefit of that certain 11.79 acre tract of land described in the Deed from Claude T. Kritzer et ux, to David Tonelli et ux, dated November 7, 1953, recorded November 18,

1953 in Book 2759 Official Records, page 377, Santa Clara County Records, a non-exclusive easement for the purpose of ingress and egress over the following described parcel of land:

Beginning at a point on the Easterly line of San Jose-Oakland Road (100.00 feet in width), distant thereon South 07° 01' 30" East 213.98 feet from the Northwesterly corner of that certain 37.752 acre tract of land described in the Deed from Fortunato Pieracci et al., to George Wilson et ux, dated December 22, 1956, recorded December 31, 1956, in Book 3696 Official Records, page 253, Santa Clara County Records; thence North 82° 58' 30" East 181.24 feet; thence Easterly on a curve to the left with a radius of 250.00 feet through an angle of 33° 30' 10" for an arc distance of 146.18 feet; thence North 49° 28' 20" East and parallel with the Northwesterly line of said 37.752 acre tract 920.44 feet; thence North 40° 31' 40" West 40.00 feet to a point in the Northwesterly line of a proposed street (80.00 feet in width); thence North 49° 28' 20" East along the Northeasterly prolongation of said last mentioned line to the point of intersection thereof with a line which is parallel with and distant Westerly 80.00 feet at right angles from the Easterly line of that certain 28.25 acre tract of land described as Parcel One in the Deed from J. Lester Tarleton et al., to P. Della Maggiore et al, dated January 8, 1931, recorded January 9, 1931, in Book 546 Official Records, page 451, Santa Clara County Records; thence North 08° 03' West along said last-mentioned parallel line to the point of intersection thereof with a line which is parallel with and distant Southwesterly 40.00 feet at right angles from the Northeasterly line of that certain 5.11 acre tract of land described in the Deed from George Henry Ballou et ux, to Attilio Bocciardi et ux, dated May 8, 1940, recorded May 13, 1940 in Book 987 Official Records, page 151, Santa Clara County Records, and the true point of beginning of the tract of land to be described; thence from said true point of beginning continuing North 08° 03' West along said parallel line to the point of intersection thereof with the Northeasterly line of said 5.11 acre tract; thence North 48° 54' West along said last-mentioned line to the point of intersection thereof with a line which is parallel with and distant Southeasterly 80.00 feet at right angles from the Northwesterly line of said 5.11 acre tract; thence South 49° 28' 20" West along said last-mentioned parallel line 40 feet, more or less, to a point in a line which is parallel with and distant Southwesterly 40.00 feet at right angles from the Northeasterly line of said 40 acre tract; thence South 48° 54' East along said last-mentioned parallel line to the true point of beginning.

L 701 PAGE 2153 10389781

RECORDING REQUESTED BY

R. DONALD MCNEIL

ESCROW NO. _____

AND WHEN RECORDED MAIL TO

R. DONALD MCNEIL
CAPUTO, LICCARDO, ROSSI,
STURGES & MCNEIL
1960 The Alameda #200
San Jose, CA 95126

REC FEE	8
RMF	6
MICRO	1
[illegible]	
[illegible]	10
9 PAGES	1

FILED FOR RECORD
AT REQUEST OF
ATTORNEY
MAY 6 4 17 PM '91
OFFICIAL RECORDS
SANTA CLARA COUNTY
LAURIE KANE
RECORDER

MAIL TAX STATEMENTS TO

Faye Tonelli & Carole Keeton
10150 Clayton Road
San Jose, CA 95127

SPACE ABOVE THIS LINE RESERVED FOR RECORDER'S USE

A.P. No. 214-10-002

Grant Deed

Furnished by STEWART TITLE of CALIFORNIA

The undersigned grantor(s) declare(s): **NO SALE - ESTATE DISTRIBUTION**

County transfer tax is $ -0-

Monument preservation fee is $ 10.00

City transfer tax is $ -0-

( ) computed on full value of property conveyed, or
( ) computed on full value less value of liens and encumbrances remaining at time of sale.
( ) Unincorporated area: ( ) City of _____, and

FOR A VALUABLE CONSIDERATION, receipt of which is hereby acknowledged,
Carole M. Keeton and Faye Arlene Tonelli, successor Co-Trustees of the Trust Agreement dated May 2, 1974, between David and Opal Tonelli
hereby GRANT(S) to
Carole M. Keeton and Faye Arlene Tonelli, taking as their sole and separate property, as tenants-in-common, in equal shares an undivided 1/2 interest each in and to
the following described real property in the City of San Jose
County of Santa Clara, State of California:

SEE EXHIBIT "A" ATTACHED HERETO AND MADE A PART HEREOF

(more commonly described as 8.75 acres located at 1055 Commercial Street, San Jose, CA)

Dated: January 9, 1991

Carole M. Keeton
CAROLE M. KEETON
Faye Arlene Tonelli
FAYE ARLENE TONELLI

STATE OF CALIFORNIA
COUNTY OF SANTA CLARA } ss.

On January 9, 1991 before me, the undersigned, a Notary Public in and for said State, personally appeared CAROLE M. KEETON and FAYE ARLENE TONELLI

personally known to me (or proved to me on the basis of satisfactory evidence) to be the person(s) whose name S subscribed to the within instrument and acknowledged that they executed the same

WITNESS my hand and official seal.

Signature _____

ROSE ALVARADO
Name (Typed or Printed)

(This area for official notarial seal)

OFFICIAL SEAL
ROSE ALVARADO
NOTARY PUBLIC CALIFORNIA
SANTA CLARA COUNTY
My Commission Expires
January 28 1994

MAIL TAX STATEMENTS AS DIRECTED ABOVE

SEC 32 (REV 10/88)

H

EXHIBIT "A"

PARCEL NO. 1:

BEGINNING AT A 3/4 INCH IRON PIPE IN THE LINE BETWEEN THE LANDS OF BALLOU AND THE ALISAL TRACT NO. 1; SAID 3/4 INCH PIPE BEING THE MOST NORTHERLY CORNER OF THAT CERTAIN 11.51 ACRE TRACT OF LAND CONVEYED BY GEORGE H. BALLOU, ET UX, TO JOSEPH LUCCHESSI, ET AL, AS RECORDED ON JANUARY 18, 1939, RECORDS OF SANTA CLARA COUNTY, CALIFORNIA, AND RUNNING THENCE ALONG THE NORTHWESTERLY LINE OF SAID LANDS OF BALLOU NORTH 49 DEGREES 30 MINUTES EAST 89.6 FEET; THENCE NORTH 49 DEGREES 24 MINUTES EAST 349.9 FEET TO THE MOST NORTHERLY CORNER OF SAID LANDS OF BALLOU, IN THE CENTER OF THE CHANNEL OF THE COYOTE CREEK; THENCE ALONG SAID CHANNEL AND ALONG THE NORTHEASTERLY LINE OF SAID LANDS OF BALLOU SOUTH 45 DEGREES 57 MINUTES EAST 839.1 FEET TO THE MOST EASTERLY CORNER OF SAID LANDS OF BALLOU; THENCE ALONG THE SOUTHEASTERLY LINE OF THE LANDS OF BALLOU, SOUTH 49 DEGREES 30 MINUTES WEST 592.7 FEET TO A 4 INCH X 4 INCH STAKE DESIGNATED AS "C"; THENCE RUNNING NORTH 49 DEGREES 54 MINUTES WEST 468.75 FEET TO A ONE INCH PIPE AT THE MOST EASTERLY CORNER OF THE AFOREMENTIONED 11.51 ACRE TRACT; THENCE ALONG THE NORTHEASTERLY LINE OF SAID 11.51 ACRE TRACT NORTH 49 DEGREES 23 MINUTES WEST 573.2 FEET TO THE PLACE OF BEGINNING, CONTAINING 11.79 ACRES, AND BEING A PORTION OF THE 300 ACRE LOT 18, CITY OF SAN JOSE LANDS, SANTA CLARA COUNTY, CALIFORNIA.

EXCEPTING THEREFROM THAT CERTAIN TRACT OF LAND DESCRIBED IN FINAL ORDER OF CONDEMNATION RECORDED DECEMBER 29, 1958, IN BOOK 4273 OF OFFICIAL RECORDS, PAGE 256, AS FOLLOWS:

COMMENCING AT THE MOST NORTHERLY CORNER OF SAID PARCEL; THENCE ALONG THE NORTHWESTERLY LINE OF SAID PARCEL, SOUTH 50 DEGREES 14 MINUTES 32 SECONDS, 349.87 FEET TO THE MOST EASTERLY CORNER OF LOT 16, AS SAID LOT IS SHOWN ON THAT CERTAIN MAP ENTITLED, MAP OF THE ALISAL TRACT NO. 1, FILED DECEMBER 2, 1910 IN BOOK "N" OF MAPS, PAGE 16, IN THE OFFICE OF THE RECORDER OF SANTA CLARA COUNTY; THENCE ALONG THE NORTHEASTERLY PROJECTION OF THE SOUTHEASTERLY LINE OF SAID LOT, NORTH 50 DEGREES 20 MINUTES 32 SECONDS EAST 89.38 FEET; THENCE ALONG A TANGENT CURVE TO THE

RIGHT WITH THE RADIUS OF 357.22 FEET, THROUGH AN ANGLE OF 83 DEGREES 25 MINUTES 00 SECONDS AN ARC LENGTH OF 520.08 FEET; THENCE SOUTH 46 DEGREES 14 MINUTES 28 SECONDS EAST 521.48 FEET TO THE SOUTHEASTERLY LINE OF SAID PARCEL; THENCE ALONG LAST SAID LINE, NORTH 50 DEGREES 20 MINUTES 32 SECONDS EAST 125.54 FEET TO THE NORTHEASTERLY LINE OF SAID PARCEL; THENCE ALONG LAST SAID LINE NORTH 45 DEGREES 06 MINUTES 28 SECONDS WEST 839.06 FEET TO THE POINT OF COMMENCEMENT.



A NON-EXCLUSIVE EASEMENT FOR THE PURPOSE OF INGRESS AND EGRESS AND FOR THE INSTALLATION AND MAINTENANCE OF PUBLIC UTILITIES APPURTENANT TO PARCEL 1 ABOVE DESCRIBED, OVER THE FOLLOWING DESCRIBED PARCEL OF LAND:

BEGINNING AT A POINT ON THE EASTERLY LINE OF SAN JOSE-OAKLAND ROAD (100.00 FEET IN WIDTH) DISTANT THEREON SOUTH 07 DEGREES 01 MINUTE 30 SECONDS EAST 213.98 FEET FROM THE NORTHWESTERLY CORNER OF THAT CERTAIN 37.752 ACRE TRACT OF LAND DESCRIBED IN THE DEED FROM FORTUNATO PIERACCI, ET AL, TO GEORGE WILSON, ET UX, DATED DECEMBER 22, 1955, RECORDED DECEMBER 31, 1956 IN BOOK 3596 OF OFFICIAL RECORDS, PAGE 253, SANTA CLARA COUNTY RECORDS; THENCE NORTH 82 DEGREES 58 MINUTES 30 SECONDS EAST 181.24 FEET; THENCE EASTERLY ON A CURVE TO THE LEFT WITH A RADIUS OF 250.00 FEET THROUGH AN ANGLE OF 33 DEGREES 30 MINUTES 10 SECONDS FOR AN ARC DISTANCE OF 146.18 FEET; THENCE NORTH 49 DEGREES 28 MINUTES 20 SECONDS EAST AND PARALLEL WITH THE NORTHWESTERLY LINE OF SAID 37.752 ACRE TRACT, 920.44 FEET; THENCE NORTH 40 DEGREES 31 MINUTES 40 SECONDS WEST 40.00 FEET TO A POINT IN THE NORTHWESTERLY LINE OF A PROPOSED STREET (80.00 FEET IN WIDTH); THENCE NORTH 49 DEGREES 28 MINUTES 20 SECONDS EAST ALONG THE NORTHEASTERLY PROLONGATION OF SAID LAST MENTIONED LINE TO THE POINT OF INTERSECTION THEREOF WITH A LINE WHICH IS PARALLEL WITH AND DISTANT WESTERLY 80.00 FEET AT RIGHT ANGLES FROM THE EASTERLY LINE OF THAT CERTAIN 28.25 ACRE TRACT OF LAND DESCRIBED AS PARCEL ONE, IN THE DEED FROM G. LESTER TARLETON, ET AL TO P. DELLA MAGGIORE, ET AL, DATED JANUARY 8, 1931, RECORDED JANUARY 9, 1931 IN BOOK 546 OF OFFICIAL RECORDS, PAGE 451, SANTA CLARA COUNTY RECORDS, AND THE TRUE POINT OF BEGINNING OF THE TRACT OF LAND TO BE DESCRIBED; THENCE FROM SAID TRUE POINT OF BEGINNING NORTH 08 DEGREES 03 MINUTES WEST ALONG SAID LAST MENTIONED PARALLEL LINE TO THE POINT OF BEGINNING, NORTH 08 DEGREES 03 MINUTES WEST ALONG SAID LAST MENTIONED PARALLEL LINE TO THE POINT OF INTERSECTION THEREOF WITH THE NORTHEASTERLY LINE OF THAT CERTAIN 5.11 ACRE TRACT OF LAND DESCRIBED IN THE DEED FROM GEORGE HENRY BALLOU, ET UX, TO ATTILIO BOCCIARDI, ET UX, DATED MAY 8, 1940, RECORDED MAY 13, 1940 IN BOOK 987 OF OFFICIAL RECORDS, PAGE 151, SANTA CLARA COUNTY RECORDS; THENCE SOUTH 48 DEGREES 54 MINUTES EAST ALONG THE NORTHEASTERLY LINE OF SAID 5.11 ACRE TRACT TO THE NORTHERNMOST CORNER OF SAID 28.25 ACRE TRACT, THENCE SOUTH 08 DEGREES 03 MINUTES EAST ALONG THE EASTERLY LINE OF SAID 28.25 ACRE TRACT TO A POINT WHICH BEARS NORTH 49 DEGREES 28 MINUTES 20 SECONDS EAST FROM THE SAID TRUE POINT OF BEGINNING; THENCE SOUTH 49 DEGREES 28 MINUTES 20 SECONDS WEST TO THE TRUE POINT OF BEGINNING.

.LUSIVE EASEMENT FOR THE PURPOSE OF INGRESS AND EGRESS
.NANT TO PARCEL 1 ABOVE DESCRIBED OVER THE FOLLOWING
.BED PARCEL OF LAND:

.GINNING AT A POINT ON THE EASTERLY LINE OF SAN JOSE-OAKLAND ROAD (100.00 FEET IN WIDTH) DISTANT THEREON SOUTH 07 DEGREES 01 MINUTES 30 SECONDS EAST 213.98 FEET FROM THE NORTHWESTERLY CORNER OF THAT CERTAIN 37.752 ACRE TRACT OF LAND DESCRIBED IN THE DEED FROM FORTUNATO PIERACCI, ET AL, TO GEORGE WILSON, ET UX, DATED DECEMBER 22, 1955, RECORDED DECEMBER 31, 1956 IN BOOK 3696 OF OFFICIAL RECORDS, PAGE 293, SANTA CLARA COUNTY RECORDS; THENCE NORTH 82 DEGREES 58 MINUTES 30 SECONDS EAST, 181.24 FEET; THENCE EASTERLY ON A CURVE TO THE LEFT WITH A RADIUS OF 250.00 FEET THROUGH AN ANGLE OF 33 DEGREES 30 MINUTES 10 SECONDS FOR AN ARC DISTANCE OF 146.18 FEET; THENCE NORTH 49 DEGREES 28 MINUTES 20 SECONDS EAST AND PARALLEL WITH THE NORTHWESTERLY LINE OF SAID 37.752 ACRE TRACT, 920.44 FEET; THENCE NORTH 40 DEGREES 31 MINUTES 40 SECONDS WEST 40.00 FEET TO A POINT IN THE NORTHWESTERLY LINE OF A PROPOSED STREET (80.00 FEET IN WIDTH); THENCE NORTH 49 DEGREES 28 MINUTES 20 SECONDS EAST ALONG THE NORTHEASTERLY PROLONGATION OF SAID LAST MENTIONED LINE TO THE POINT OF INTERSECTION THEREOF WITH A LINE WHICH IS PARALLEL WITH AND DISTANT WESTERLY 80.00 FEET AT RIGHT ANGLES FROM THE EASTERLY LINE OF THAT CERTAIN 28.25 ACRE TRACT OF LAND DESCRIBED AS PARCEL ONE IN THE DEED FROM C. LESTER TARLETON, ET AL, TO P. DELLA MAGGIORE, ET AL, DATED JANUARY 6, 1931, RECORDED JANUARY 9, 1931 IN BOOK 546 OF OFFICIAL RECORDS, PAGE 451, SANTA CLARA COUNTY RECORDS; THENCE NORTH 08 DEGREES 03 MINUTES WEST ALONG SAID LAST MENTIONED PARALLEL LINE TO THE POINT OF INTERSECTION THEREOF WITH A LINE WHICH IS PARALLEL WITH AND DISTANT SOUTHWESTERLY 40.00 FEET AT RIGHT ANGLES FROM THE NORTHEASTERLY LINE OF THAT CERTAIN 5.11 ACRE TRACT OF LAND DESCRIBED IN THE DEED FROM GEORGE HENRY BALLOU, ET UX, TO ATTILIO BOCCIARDI, ET UX, DATED MAY 8, 1940, RECORDED MAY 13, 1940 IN BOOK 987 OF OFFICIAL RECORDS, PAGE 191, SANTA CLARA COUNTY RECORDS, AND THE TRUE POINT OF BEGINNING OF THE TRACT OF LAND TO BE DESCRIBED; THENCE FROM SAID TRUE POINT OF BEGINNING, CONTINUING NORTH 08 DEGREES 03 MINUTES WEST ALONG SAID PARALLEL LINE TO THE POINT OF INTERSECTION THEREOF WITH THE NORTHEASTERLY LINE OF SAID 5.11 ACRE TRACT; THENCE NORTH 40 DEGREES 34 MINUTES WEST ALONG SAID LAST-MENTIONED LINE TO BE THE POINT OF INTERSECTION THEREOF WITH A LINE WHICH IS PARALLEL WITH AND DISTANT SOUTHEASTERLY 80.00 FEET AT RIGHT ANGLES FROM THE NORTHWESTERLY LINE OF SAID 5.11 ACRE TRACT; THENCE SOUTH 49 DEGREES 28 MINUTES 20 SECONDS WEST ALONG SAID LAST-MENTIONED PARALLEL LINE 40 FEET, MORE OR LESS, TO A POINT IN A LINE WHICH IS PARALLEL WITH AND DISTANT SOUTHWESTERLY 40.00 FEET AT RIGHT ANGLES FROM THE NORTHEASTERLY LINE OF SAID 5.11 ACRE TRACT; THENCE SOUTH 40 DEGREES 34 MINUTES EAST ALONG SAID LAST-MENTIONED PARALLEL LINE TO THE TRUE POINT OF BEGINNING.

AN EASEMENT FOR INGRESS AND EGRESS AND THE INSTALLATION AND MAINTENANCE OF PUBLIC UTILITIES OVER ALL THAT PORTION OF THE PARCEL OF LAND DESCRIBED IN THE DEED FROM M. F. DANIELS, ET AL, TO DAVID TONELLI, ET UX, RECORDED DECEMBER 10, 1959 IN BOOK 4633 OF OFFICIAL RECORDS, PAGE 618, SANTA CLARA COUNTY RECORDS, LYING NORTHERLY OF COMMERCIAL STREET, AS SAID STREET AND EASEMENT ARE SHOWN UPON THE MAP OF TRACT NO. 3379, WHICH MAP WAS FILED IN THE OFFICE OF THE RECORDER OF THE COUNTY OF SANTA CLARA, STATE OF CALIFORNIA, ON JUNE 7, 1963 IN BOOK 162 OF MAPS, PAGE 9.

A EASEMENT GRANTED TO THE CITY OF SAN JOSE, A MUNICIPAL CORPORATION, RECORDED ON DECEMBER 11, 1959, IN BOOK 4635 OF OFFICIAL RECORDS AT PAGE 383, INSTRUMENT NO. 1738323, RECORDS OF SANTA CLARA COUNTY, FOR THE PURPOSE OF THE INSTALLATION AND MAINTENANCE OF STORM DRAINAGE FACILITIES, AFFECTS THE SOUTHEASTERLY LINE OF WHICH IS MORE PARTICULARLY DESCRIBED AS FOLLOWS:

BEGINNING AT A 4 INCH BY 4 INCH STAKE DESIGNATED "C" AT THE SOUTHERNMOST CORNER OF THAT CERTAIN 11.79 ACRE TRACT OF LAND DESCRIBED IN THE DEED FROM JOHN S. ANDERSON, ET UX, TO ATTILIO BOCCIARDI, ET UX, DATED OCTOBER 10, 1951, RECORDED OCTOBER 11, 1951 IN BOOK 2279 O.R., PAGE 160; THENCE FROM SAID POINT OF BEGINNING NORTH 49 DEGREES 30 MINUTES EAST ALONG THE SOUTHEASTERLY LINE OF SAID 11.79 ACRE TRACT FOR A DISTANCE OF 467 FEET, MORE OR LESS, TO THE SOUTHERN CORNER OF THAT CERTAIN 3.048 ACRE TRACT OF LAND DESCRIBED IN THE FINAL ORDER OF CONDEMNATION ENTERED ON DECEMBER 22, 1958 IN PROCEEDINGS HAD IN THE THE SUPERIOR COURT OF THE STATE OF CALIFORNIA, IN AND FOR THE COUNTY OF SANTA CLARA, ENTITLED, "THE PEOPLE OF THE STATE OF CALIFORNIA, ACTING BY AND THROUGH THE DEPARTMENT OF PUBLIC WORKS, VS. ANGELO PERA, DAVID TONELLI, ET AL," CASE NO. 106532, A CERTIFIED COPY OF WHICH WAS RECORDED ON DECEMBER 29, 1958 IN BOOK 4273 OFFICIAL RECORDS, PAGE 256 AND THE TERMINUS OF SAID EASEMENT.

AN EASEMENT GRANTED TO THE CITY OF SAN JOSE, A MUNICIPAL CORPORATION OF THE STATE OF CALIFORNIA, RECORDED ON SEPTEMBER 21, 1962, IN BOOK 5728 OF OFFICIAL RECORDS AT PAGE 327, INSTRUMENT NO. 2264477, RECORDS OF SANTA CLARA COUNTY, FOR THE PURPOSE OF A PERPETUAL RIGHT AND EASEMENT TO CONSTRUCT, MAINTAIN, INSTALL, REPAIR, RENEW, REPLACE, OPERATE AND USE A STORM SEWER PIPE LINE, OR LINES AND APPURTENANCES, OF ANY SIZE OF MATERIALS, IN, UPON, OVER AND/OR THROUGH, AFFECTS:

A STRIP OF LAND OF UNIFORM WIDTH OF TWENTY (20) FEET, MORE PARTICULARLY DESCRIBED AS FOLLOWS:

BEGINNING AT THE MOST WESTERLY CORNER OF THAT CERTAIN PARCEL OF LAND CONVEYED BY WIDAN COMPANY, INC., A CORPORATION, ET AL, TO ALISSA DEVELOPMENT CORPORATION, BY DEED RECORDED IN BOOK 4633 AT PAGE 620, OFFICIAL RECORDS OF SANTA CLARA COUNTY; THENCE ALONG THE MOST SOUTHWESTERLY LINE OF SAID PARCEL CONVEYED TO ALISSA DEVELOPMENT CORPORATION, SOUTH 40 DEGREES 31 MINUTES 40 SECONDS EAST 310.00 FEET TO A POINT, SAID POINT BEING THE TRUE POINT OF BEGINNING, AND BEING DISTANT ALONG SAID SOUTHWESTERLY LINE NORTH 40 DEGREES 31 MINUTES 40 SECONDS WEST 10.00 FEET FROM THE SOUTHWESTERLY CORNER OF SAID PARCEL CONVEYED TO ALISSA DEVELOPMENT CORPORATION; THENCE RUNNING PARALLEL WITH AND DISTANT 10.00 NORTHWESTERLY MEASURED AT RIGHT ANGLES FROM THE SOUTHEASTERLY LINE OF SAID PARCEL CONVEYED TO ALISSA DEVELOPMENT CORPORATION, NORTH 49 DEGREES 28 MINUTES 20 SECONDS EAST 561.70 FEET TO A POINT BEING DISTANT 20.00 FEET WESTERLY MEASURED AT RIGHT ANGLES FROM THE MOST EASTERLY LINE THEREOF; THENCE RUNNING PARALLEL WITH AND DISTANT 20.00 FEET WESTERLY MEASURED AT RIGHT ANGLES FROM THE MOST EASTERLY LINE OF SAID PARCEL CONVEYED TO ALISSA DEVELOPMENT CORPORATION NORTH 8 DEGREES 00 MINUTES 00 SECONDS WEST 930.74 FEET; THENCE LEAVING SAID PARALLEL LINE NORTH 49 DEGREES 28 MINUTES 20 SECONDS EAST 15.96 FEET TO A POINT IN THE NORTHEASTERLY LINE OF SAID PARCEL CONVEYED TO ALISSA DEVELOPMENT CORPORATION; THENCE ALONG SAID NORTHEASTERLY LINE SOUTH 48 DEGREES 54

MINUTES 00 SECONDS EAST 10.00 FEET TO A 4" X 4" STAKE AT THE MOST EASTERLY CORNER OF SAID PARCEL CONVEYED TO ALISSA DEVELOPMENT CORPORATION; THENCE ALONG THE EASTERLY LINE OF SAID PARCEL AND THE SOUTHERLY PROLONGATION THEREOF, SOUTH 8 DEGREES 03 MINUTES 00 SECONDS EAST 342.72 FEET TO A POINT BEING DISTANT 10.00 FEET SOUTHEASTERLY MEASURED AT RIGHT ANGLES FROM THE SOUTHEASTERLY LINE OF SAID PARCEL CONVEYED TO ALISSA DEVELOPMENT CORPORATION; THENCE RUNNING PARALLEL WITH AND DISTANT 10.00 FEET SOUTHEASTERLY MEASURED AT RIGHT ANGLES THEREFROM SOUTH 49 DEGREES 28 MINUTES 20 SECONDS WEST 572.68 FEET TO A POINT IN

THE SOUTHEASTERLY PROLONGATION OF THE AFORESAID SOUTHWESTERLY LINE OF SAID PARCEL CONVEYED TO ALISSA DEVELOPMENT CORPORATION; THENCE ALONG SAID SOUTHEASTERLY PROLONGED LINE AND SAID SOUTHWESTERLY LINE, NORTH 40 DEGREES 31 MINUTES 40 SECONDS WEST 20.00 FEET TO THE TRUE POINT OF BEGINNING OF THIS DESCRIPTION.

TOGETHER WITH THE PERPETUAL RIGHT AND EASTMENT TO DISCHARGE AND CONDUCT, STORM AND SURFACE DRAINAGE WATERS THROUGH SAID STORM SEWER LINE OR LINES, AND TO USE AND OCCUPY SAID REAL PROPERTY FOR SAID PURPOSES; AND TOGETHER WITH THE FURTHER RIGHT TO ENTER UPON AND USE SUFFICIENT OF THE LANDS ADJACENT TO AND WESTERLY OF THE HEREINABOVE DESCRIBED REAL PROPERTY, NOT TO EXCEED A STRIP FORTY (40) FEET IN WIDTH AS IS NECESSARY OR CONVENIENT FOR THE PROPER AND EFFICIENT EXCAVATION DISPOSAL AND USE OF EARTH, MATERIALS, SUPPLIES OR EQUIPMENT DURING THE INITIAL CONSTRUCTION OR INSTALLATION OF A STORM SEWER PIPE LINE OR LINES WITHIN SAID HEREINABOVE DESCRIBED REAL PROPERTY; AND TOGETHER WITH THE FURTHER RIGHT TO REMOVE ALL TREES AND/OR BRUSH LOCATED WITHIN SAID HEREINABOVE DESCRIBED REAL PROPERTY.

TOGETHER WITH ALL RIGHTS-OF-WAY APPURTENANT AND OIL RIGHTS GRANTED TO GRANTORS IN THAT CERTAIN DEED RECORDED IN THE OFFICE OF THE COUNTY RECORDER OF THE COUNTY OF SANTA CLARA, STATE OF CALIFORNIA, ON THE 30TH DAY OF APRIL, 1953, IN VOLUME 2633 OF OFFICIAL RECORDS, PAGE 126.

DOCUMENT: 14044115

Titles: 1 / Pages: 5

Fees 19.00
Taxes
Copies
AMT PAID 19 00

Recording Requested By:
And When Recorded, Mail To:

R. Donald McNeil
1960 The Alameda, Ste. 200
San Jose, CA 95126

BRENDA DAVIS
SANTA CLARA COUNTY RECORDER
Recorded at the request of
Attorney

RDE # 007
2/06/1998
2:01 PM

AFFIDAVIT DEATH OF TRUSTOR AND TRUSTEE

STATE OF CALIFORNIA)
) ss.
COUNTY OF SANTA CLARA)

CAROLE M. KEETON and FAYE ARLENE TONELLI of legal age, being first duly sworn, depose and say:

THAT DAVID TONELLI, the decedent mentioned in the attached certified Certificate of Death, is the same person as David Tonelli named as one of the parties in that certain Grant Deed dated June 18, 1974, executed by David Tonelli and Opal Tonelli, wherein the decedent is named co-trustor and co-trustee of the Tonelli Family Trust Agreement dated May 2, 1974, and recorded as Instrument No. 4812177, Book 0996, Pages 647-49, dated July 18, 1974 of Official Records in the Office of the County Recorder of Santa Clara County, State of California:

SEE EXHIBIT A ATTACHED HERETO AND MADE A PART HEREOF

COMMON ADDRESS: 1055 Commercial Street
APN: 241-10-003

Dated: 1/29/98

Carole M. Keeton
CAROLE M. KEETON, Trustee

Faye Arlene Tonelli
FAYE ARLENE TONELLI, Trustee

Subscribed and sworn to before me this
29th day of January 1998

Glenda R. Cunningham
Notary Public in and for Said
County and State.

GLENDA R. CUNNINGHAM
COMM. # 1051113
Notary Public — California
SANTA CLARA COUNTY
My Comm. Expires MAR 20, 1999

MAIL TAX STATEMENTS TO:
Faye Tonelli/Carole M. Keeton
10150 Clayton Road
San Jose, CA 95127

BEGINNING at the Northernmost corner of that certain 5.11 acre tract of land described in the Deed from George Henry Ballou et ux, to Attilio Bocciardi et ux, dated May 8, 1940, recorded May 13, 1940 in Book 987 Official Records, page 151, Santa Clara County Records; thence from said point of beginning South 49° 28' 20" West along the Northwesterly line of said 5.11 acre tract 245.00 feet; thence at right angles South 40° 31' 40" East 80.00 feet; thence North 49° 28' 20" East and parrallel with the Northwesterly line of said 5.11 acre tract to the point of intersection thereof with the Northeasterly line of said 5.11 acre tract; thence North 48° 54' West along said last mentioned line to the point of beginning.

TOGETHER WITH and as appurtenant to and for the benefit of the above described parcel of land, and as appurtenant to and for the benefit of that certain 11.79 acre tract of land described in the Deed from Claude T. Kritzer et ux, to David Tonelli et ux, dated November 7, 1953, recorded November 18, 1953 in Book 2759 Official Records, page 377, Santa Clara County Records, a non-exclusive easement for the purpose of ingress and egress and for the installation and maintenance of public utilities over the following described parcel of land:

Beginning at a point on the Easterly line of San Jose-Oakland Road (100.00 feet in width), distant thereon South 07° 01' 30" East 213.98 feet from the Northwesterly corner of that certain 37.752 acre tract of land described in the Deed from Fortunato Pieracci et al, to George Wilson et ux, dated December 22, 1956, recorded December 31, 1956 in Book 3696 Official Records, page 253, Santa Clara County Records; thence North 82° 58' 30" East 181.24 feet; thence Easterly on a curve to the left with a radius of 250.00 feet through an angle of 33° 30' 10" for an arc distance of 146.18 feet; thence North 49° 28' 20" East and parallel with the Northwesterly line of said 37.752 acre tract 920.44 feet; thence North 40° 31' 40" West 40.00 feet to a point in the Northwesterly line of a proposed street (80.00 feet in width); thence North 49° 28' 20" East along the Northeasterly prolongation of said last mentioned line to the point of intersection thereof with a line which is parallel with and distant Westerly 80.00 feet at right angles from the Easterly line of that certain 28.25 acre tract of land described as Parcel One in the Deed from G. Lester Tarleton, et al., to P. Della Maggiore et al., dated January 8, 1931, recorded January 9, 1931 in Book 546 Official Records, page 451, Santa Clara County Records, and the true point of beginning of the tract of land to be described; thence from said true point of beginning North 08° 03' West along said last mentioned parallel line to the point of intersection thereof with the Northeasterly line of that certain 5.11 acre tract of land described in the Deed from George Henry Ballou et ux, to Attilio Bocciardi et ux, dated May 8, 1940, recorded May 13, 1940 in Book 987 Official Records, page 151, Santa Clara County Records; thence South 48° 54' East along the Northeasterly line of said 5.11 acre tract to the Northernmost corner of said 28.25 acre tract; thence South 08° 03' East along the Easterly line of said 28.25 acre tract to a point which bears North 49° 28' 20" East from the said true point of beginning; thence South 49° 28' 20" West to the true point of beginning.

ALSO TOGETHER WITH and as appurtenant to and for the benefit of the above described parcel of land, and as appurtenant to and for the benefit of that certain 11.79 acre tract of land described in the Deed from Claude T. Kritzer et ux, to David Tonelli et ux, dated November 7, 1953, recorded November 18,

1953 in Book 2759 Official Records, page 377, Santa Clara County Records, a non-exclusive easement for the purpose of ingress and egress over the following described parcel of land:

Beginning at a point on the Easterly line of San Jose-Oakland Road (100.00 feet in width), distant thereon South 07° 01' 30" East 213.98 feet from the Northwesterly corner of that certain 37.752 acre tract of land described in the Deed from Fortunato Pieracci et al., to George Wilson et ux, dated December 22, 1956, recorded December 31, 1956, in Book 3696 Official Records, page 253, Santa Clara County Records; thence North 82° 58' 30" East 181.24 feet; thence Easterly on a curve to the left with a radius of 250.00 feet through an angle of 33° 30' 10" for an arc distance of 146.18 feet; thence North 49° 28' 20" East and parallel with the Northwesterly line of said 37.752 acre tract 920.44 feet; thence North 40° 31' 40" West 40.00 feet to a point in the Northwesterly line of a proposed street (80.00 feet in width); thence North 49° 28' 20" East along the Northeasterly prolongation of said last mentioned line to the point of intersection thereof with a line which is parallel with and distant Westerly 80.00 feet at right angles from the Easterly line of that certain 28.25 acre tract of land described as Parcel One in the Deed from G. Lester Tarleton et al., to P. Della Maggiore et al, dated January 8, 1931, recorded January 9, 1931, in Book 546 Official Records, page 451, Santa Clara County Records; thence North 08° 03' West along said last-mentioned parallel line to the point of intersection thereof with a line which is parallel with and distant Southwesterly 40.00 feet at right angles from the Northeasterly line of that certain 5.11 acre tract of land described in the Deed from George Henry Ballou et ux, to Attilio Bocciardi et ux, dated May 8, 1940, recorded May 13, 1940 in Book 987 Official Records, page 151, Santa Clara County Records, and the true point of beginning of the tract of land to be described; thence from said true point of beginning continuing North 08° 03' West along said parallel line to the point of intersection thereof with the Northeasterly line of said 5.11 acre tract; thence North 48° 54' West along said last-mentioned line to the point of intersection thereof with a line which is parallel with and distant Southeasterly 80.00 feet at right angles from the Northwesterly line of said 5.11 acre tract; thence South 49° 28' 20" West along said last-mentioned parallel line 40 feet, more or less, to a point in a line which is parallel with and distant Southwesterly 40.00 feet at right angles from the Northeasterly line of said 40 acre tract; thence South 48° 54' East along said last-mentioned parallel line to the true point of beginning.

A non exclusive easement for the purpose of ingress and egress over a strip of land 40.00 feet in width the Southwesterly line of which is more particularly described as follows:

Beginning at a point in the Northwesterly line of Commercial Street 80.00 feet in width at the Easternmost corner of that certain tract of land described in the Deed from M. F. Daniels to Robert A. Fletscher and Lois P. Fletscher, his wife, joint tenants, dated November 18, 1959 and recorded December 10, 1959 in Book 4633 Official Records, Page 701; thence from said point of beginning North 40° 31' 40" West along the Northeasterly line of land so described in the deed to said Robert A. Fletscher et ux for a distance of 280.00 feet to the Northernmost corner thereof in the Northwesterly line of that certain 37.752 acre tract of land described in the deed from Fortunato Pieracci et al to George Wilson et ux, dated December 22, 1956, recorded December 31, 1956 in Book 3696 Official Records, Page 253, Santa Clara County Records and the terminus of said easement.

Said easement is granted as appurtenant to and for the benefit of that certain 11.79 acre tract of land described in the Deed from Clause T. Kritzer et ux, to David Tonelli et ux, dated November 17, 1953, recorded November 18, 1953 in Book 2759 Official Records, page 377, Santa Clara County Records.

Photographic Image may be poor due to condition of original document



STATE OF CALIFORNIA

SANTA CLARA COUNTY RECORDER

CERTIFIED ABSTRACT OF DEATH

This is to certify that this document is a true abstract of the official record filed with the County Recorder.

Brenda Davis

NAME: DAVID TONELLI

DATE OF DEATH: January 23, 1985 SEX: MALE

COUNTY OF DEATH: SANTA CLARA SSN: 547-24-1477

DATE OF BIRTH: February 18, 1911

CAUSE OF DEATH: Natural

DATE FILED: January 25, 1985 DATE ISSUED: March 20, 1997

LOCAL REGISTRATION NUMBER: 4500470

157753

DOCUMENT: 14044116

Titles: 1 / Pages: 5

Fees 19.00
Taxes
Copies
AMT PAID 19.00

Recording Requested By:
And When Recorded, Mail To:

R. Donald McNeil
1960 The Alameda, Ste. 200
San Jose, CA 95126

BRENDA DAVIS
SANTA CLARA COUNTY RECORDER
Recorded at the request of
Attorney

RDE # 007
2/06/1998
2:01 PM

AFFIDAVIT DEATH OF TRUSTOR AND TRUSTEE

STATE OF CALIFORNIA)
) ss.
COUNTY OF SANTA CLARA)

CAROLE M. KEETON and FAYE ARLENE TONELLI of legal age, being first duly sworn, depose and say:

THAT OPAL TONELLI, the decedent mentioned in the attached certified Certificate of Death, is the same person as Opal Tonelli named as one of the parties in that certain Grant Deed dated June 18, 1974, executed by David Tonelli and Opal Tonelli, wherein the decedent is named co-trustor and co-trustee of the Tonelli Family Trust Agreement dated May 2, 1974, and recorded as Instrument No. 4812177, Book 0996, Pages 647-49, dated July 18, 1974 of Official Records in the Office of the County Recorder of Santa Clara County, State of California:

SEE EXHIBIT A ATTACHED HERETO AND MADE A PART HEREOF

COMMON ADDRESS: 1055 Commercial Street
APN: 241-10-003

Dated: 1/29/98

Carole M. Keeton
CAROLE M. KEETON, Trustee

Faye Arlene Tonelli
FAYE ARLENE TONELLI, Trustee

Subscribed and sworn to before me this
29th day of January 1998

Glenda R. Cunningham
Notary Public in and for Said
County and State.

GLENDA R. CUNNINGHAM
COMM. # 1051113
Notary Public — California
SANTA CLARA COUNTY
My Comm. Expires MAR 20, 1999

MAIL TAX STATEMENTS TO:
Faye Tonelli/Carole M. Keeton
10150 Clayton Road
San Jose, CA 95127

BEGINNING at the Northernmost corner of that certain 5.11 acre tract of land described in the Deed from George Henry Ballou et ux, to Attilio Bocciardi et ux, dated May 8, 1940, recorded May 13, 1940 in Book 987 Official Records, page 151, Santa Clara County Records; thence from said point of beginning South 49° 28' 20" West along the Northwesterly line of said 5.11 acre tract 245.00 feet; thence at right angles South 40° 31' 40" East 80.00 feet; thence North 49° 28' 20" East and parrallel with the Northwesterly line of said 5.11 acre tract to the point of intersection thereof with the Northeasterly line of said 5.11 acre tract; thence North 48° 54' West along said last mentioned line to the point of beginning.

TOGETHER WITH and as appurtenant to and for the benefit of the above described parcel of land, and as appurtenant to and for the benefit of that certain 11.79 acre tract of land described in the Deed from Claude T. Kritzer et ux, to David Tonelli et ux, dated November 7, 1953, recorded November 18, 1953 in Book 2759 Official Records, page 377, Santa Clara County Records, a non-exclusive easement for the purpose of ingress and egress and for the installation and maintenance of public utilities over the following described parcel of land:

Beginning at a point on the Easterly line of San Jose-Oakland Road (100.00 feet in width), distant thereon South 07° 01' 30" East 213.98 feet from the Northwesterly corner of that certain 37.752 acre tract of land described in the Deed from Fortunato Pieracci et al, to George Wilson et ux, dated December 22, 1956, recorded December 31, 1956 in Book 3696 Official Records, page 253, Santa Clara County Records; thence North 82° 58' 30" East 181.24 feet; thence Easterly on a curve to the left with a radius of 250.00 feet through an angle of 33° 30' 10" for an arc distance of 146.18 feet; thence North 49° 28' 20" East and parallel with the Northwesterly line of said 37.752 acre tract 920.44 feet; thence North 40° 31' 40" West 40.00 feet to a point in the Northwesterly line of a proposed street (80.00 feet in width); thence North 49° 28' 20" East along the Northeasterly prolongation of said last mentioned line to the point of intersection thereof with a line which is parallel with and distant Westerly 80.00 feet at right angles from the Easterly line of that certain 28.25 acre tract of land described as Parcel One in the Deed from G. Lester Tarleton, et al., to P. Della Maggiore et al., dated January 8, 1931, recorded January 9, 1931 in Book 546 Official Records, page 451, Santa Clara County Records, and the true point of beginning of the tract of land to be described; thence from said true point of beginning North 08° 03' West along said last mentioned parallel line to the point of intersection thereof with the Northeasterly line of that certain 5.11 acre tract of land described in the Deed from George Henry Ballou et ux, to Attilio Bocciardi et ux, dated May 8, 1940, recorded May 13, 1940 in Book 987 Official Records, page 151, Santa Clara County Records; thence South 48° 54' East along the Northeasterly line of said 5.11 acre tract to the Northernmost corner of said 28.25 acre tract; thence South 08° 03' East along the Easterly line of said 28.25 acre tract to a point which bears North 49° 28' 20" East from the said true point of beginning; thence South 49° 28' 20" West to the true point of beginning.

ALSO TOGETHER WITH and as appurtenant to and for the benefit of the above described parcel of land, and as appurtenant to and for the benefit of that certain 11.79 acre tract of land described in the Deed from Claude T. Kritzer et ux, to David Tonelli et ux, dated November 7, 1953, recorded November 18,

1953 in Book 2759 Official Records, page 377, Santa Clara County Records, a non-exclusive easement for the purpose of ingress and egress over the following described parcel of land:

Beginning at a point on the Easterly line of San Jose-Oakland Road (100.00 feet in width), distant thereon South 07° 01' 30" East 213.98 feet from the Northwesterly corner of that certain 37.752 acre tract of land described in the Deed from Fortunato Pieracci et al., to George Wilson et ux, dated December 22, 1956, recorded December 31, 1956, in Book 3696 Official Records, page 253, Santa Clara County Records; thence North 82° 58' 30" East 181.24 feet; thence Easterly on a curve to the left with a radius of 250.00 feet through an angle of 33° 30' 10" for an arc distance of 146.18 feet; thence North 49° 28' 20" East and parallel with the Northwesterly line of said 37.752 acre tract 920.44 feet; thence North 40° 31' 40" West 40.00 feet to a point in the Northwesterly line of a proposed street (80.00 feet in width); thence North 49° 28' 20" East along the Northeasterly prolongation of said last mentioned line to the point of intersection thereof with a line which is parallel with and distant Westerly 80.00 feet at right angles from the Easterly line of that certain 28.25 acre tract of land described as Parcel One in the Deed from G. Lester Tarleton et al., to P. Della Maggiore et al, dated January 8, 1931, recorded January 9, 1931, in Book 546 Official Records, page 451, Santa Clara County Records; thence North 08° 03' West along said last-mentioned parallel line to the point of intersection thereof with a line which is parallel with and distant Southwesterly 40.00 feet at right angles from the Northeasterly line of that certain 5.11 acre tract of land described in the Deed from George Henry Ballou et ux, to Attilio Bocciardi et ux, dated May 8, 1940, recorded May 13, 1940 in Book 987 Official Records, page 151, Santa Clara County Records, and the true point of beginning of the tract of land to be described; thence from said true point of beginning continuing North 08° 03' West along said parallel line to the point of intersection thereof with the Northeasterly line of said 5.11 acre tract; thence North 48° 54' West along said last-mentioned line to the point of intersection thereof with a line which is parallel with and distant Southeasterly 80.00 feet at right angles from the Northwesterly line of said 5.11 acre tract; thence South 49° 28' 20" West along said last-mentioned parallel line 40 feet, more or less, to a point in a line which is parallel with and distant Southwesterly 40.00 feet at right angles from the Northeasterly line of said 40 acre tract; thence South 48° 54' East along said last-mentioned parallel line to the true point of beginning.

A non exclusive easement for the purpose of ingress and egress over a strip of land 40.00 feet in width the Southwesterly line of which is more particularly described as follows:

Beginning at a point in the Northwesterly line of Commercial Street 80.00 feet in width at the Easternmost corner of that certain tract of land described in the Deed from M. F. Daniels to Robert A. Fletscher and Lois P. Fletscher, his wife, joint tenants, dated November 18, 1959 and recorded December 10, 1959 in Book 4633 Official Records, Page 701; thence from said point of beginning North 40° 31' 40" West along the Northeasterly line of land so described in the deed to said Robert A. Fletscher et ux for a distance of 280.00 feet to the Northernmost corner thereof in the Northwesterly line of that certain 37.752 acre tract of land described in the deed from Fortunato Pieracci et al to George [illegible] et ux, dated December 22, 1956, recorded December 31, 1956 in Book 3696 Official Records, Page 253, Santa Clara County Records and the terminus of said easement.

Said easement is granted as appurtenant to and for the benefit of that certain 11.79 acre tract of land described in the Deed from Claude T. Kritzer et ux, to David Tonelli et ux, dated November 17, 1953, recorded November 18, 1953 in Book 2759 Official Records, page 377, Santa Clara County Records.

Photographic Image may be poor due to condition of original document



STATE OF CALIFORNIA

SANTA CLARA COUNTY RECORDER

CERTIFIED ABSTRACT OF DEATH

This is to certify that this document is a true abstract of the official record filed with the County Recorder.

Brenda Davis

NAME: OPAL A TONELLI

DATE OF DEATH: December 15, 1979 SEX: FEMALE

COUNTY OF DEATH: SANTA CLARA SSN: 565-01-9473

DATE OF BIRTH: April 27, 1916

CAUSE OF DEATH: Natural

DATE FILED: December 17, 1979 DATE ISSUED: March 20, 1997

LOCAL REGISTRATION NUMBER: 7907511

156823

DOCUMENT: 14107334

Titles: 1 / Pages: 4

Fees 26.00
Taxes
Copies
AMT PAID 26.00

Recording Requested By and
And When Recorded, Mail To:

R. Donald McNeil, Esq.
1960 The Alameda, #200
San Jose, CA 95126

BRENDA DAVIS
SANTA CLARA COUNTY RECORDER
Recorded at the request of
Attorney

RDE # 001
3/24/1998
2:48 PM

INDIVIDUAL GRANT DEED **Transfer from Parent to Child**

The undersigned grantors declare no documentary transfer tax is due.

FOR NO CONSIDERATION, CAROLE M. KEETON and FAYE ARLENE TONELLI, Ttees of the Tonelli Family Trust Agreement dtd, May 2, 1974 hereby grant to

CAROLE M. KEETON, a married woman as her sole and separate property, and FAYE ARLENE TONELLI, a married woman as her sole and separate property, each to an undivided one-half interest as tenants in common

all of grantors' right, title and interest in the following described real property in the City of San Jose, County of Santa Clara, State of California:

SEE EXHIBIT A ATTACHED HERETO AND MADE A PART HEREOF

COMMON ADDRESS: 1055 Commercial Street
APN: 241-10-003

Dated: 1/29/98

Carole M. Keeton
CAROLE M. KEETON, Trustee

Faye Arlene Tonelli
FAYE ARLENE TONELLI, Trustee

STATE OF CALIFORNIA)
: ss.
COUNTY OF SANTA CLARA)

On 1-29-98 before me, Glenda R. Cunningham, a notary public, personally appeared CAROLE M. KEETON and FAYE ARLENE TONELLI, known to me or proved to me on the basis of satisfactory evidence to be the persons whose names are subscribed to the within instrument, and acknowledged to me that they executed the same in their authorized capacity and that by their signatures on the instrument the persons executed the instrument indicated at the signature point.

GLENDA R. CUNNINGHAM
COMM. # 1051113
Notary Public — California
SANTA CLARA COUNTY
My Comm. Expires MAR 20, 1999

WITNESS my hand and official seal.

Glenda R. Cunningham

MAIL TAX STATEMENTS TO:
Faye Tonelli/Carole M. Keeton
10150 Clayton Road
San Jose, CA 95127

BEGINNING at the Northernmost corner of that certain 5.11 acre tract of land described in the Deed from George Henry Ballou et ux, to Attilio Bocciardi et ux, dated May 8, 1940, recorded May 13, 1940 in Book 987 Official Records, page 151, Santa Clara County Records; thence from said point of beginning South 49° 28' 20" West along the Northwesterly line of said 5.11 acre tract 245.00 feet; thence at right angles South 40° 31' 40" East 80.00 feet; thence North 49° 28' 20" East and parrallel with the Northwesterly line of said 5.11 acre tract to the point of intersection thereof with the Northeasterly line of said 5.11 acre tract; thence North 48° 54' West along said last mentioned line to the point of beginning.

TOGETHER WITH and as appurtenant to and for the benefit of the above described parcel of land, and as appurtenant to and for the benefit of that certain 11.79 acre tract of land described in the Deed from Claude T. Kritzer et ux, to David Tonelli et ux, dated November 7, 1953, recorded November 18, 1953 in Book 2759 Official Records, page 377, Santa Clara County Records, a non-exclusive easement for the purpose of ingress and egress and for the installation and maintenance of public utilities over the following described parcel of land:

Beginning at a point on the Easterly line of San Jose-Oakland Road (100.00 feet in width), distant thereon South 07° 01' 30" East 213.98 feet from the Northwesterly corner of that certain 37.752 acre tract of land described in the Deed from Fortunato Pieracci et al, to George Wilson et ux, dated December 22, 1956, recorded December 31, 1956 in Book 3696 Official Records, page 253, Santa Clara County Records; thence North 82° 58' 30" East 181.24 feet; thence Easterly on a curve to the left with a radius of 250.00 feet through an angle of 33° 30' 10" for an arc distance of 146.18 feet; thence North 49° 28' 20" East and parallel with the Northwesterly line of said 37.752 acre tract 920.44 feet; thence North 40° 31' 40" West 40.00 feet to a point in the Northwesterly line of a proposed street (80.00 feet in width); thence North 49° 28' 20" East along the Northeasterly prolongation of said last mentioned line to the point of intersection thereof with a line which is parallel with and distant Westerly 80.00 feet at right angles from the Easterly line of that certain 28.25 acre tract of land described as Parcal One in the Deed from G. Lester Tarleton, et al., to P. Della Maggiore et al., dated January 8; 1931, recorded January 9, 1931 in Book 546 Official Records, page 451, Santa Clara County Records, and the true point of beginning of the tract of land to be described; thence from said true point of beginning North 08° 03' West along said last mentioned parallel line to the point of intersection thereof with the Northeasterly line of that certain 5.11 acre tract of land described in the Deed from George Henry Ballou et ux, to Attilio Bocciardi et ux, dated May 8, 1940, recorded May 13, 1940 in Book 987 Official Records, page 151, Santa Clara County Records; thence South 48° 54' East along the Northeasterly line of said 5.11 acre tract to the Northernmost corner of said 28.25 acre tract; thence South 08° 03' East along the Easterly line of said 28.25 acre tract to a point which bears North 49° 28' 20" East from the said true point of beginning; thence South 49° 28' 20" West to the true point of beginning.

ALSO TOGETHER WITH and as appurtenant to and for the benefit of the above described parcel of land, and as appurtenant to and for the benefit of that certain 11.79 acre tract of land described in the Deed from Claude T. Kritzer et ux, to David Tonelli et ux, dated November 7, 1953, recorded November 18,

1953 in Book 2759 Official Records, page 377, Santa Clara County Records, a non-exclusive easement for the purpose of ingress and egress over the following described parcel of land:

Beginning at a point on the Easterly line of San Jose-Oakland Road (100.00 feet in width), distant thereon South 07° 01' 30" East 213.98 feet from the Northwesterly corner of that certain 37.752 acre tract of land described in the Deed from Fortunato Pieracci et al., to George Wilson et ux, dated December 22, 1956, recorded December 31, 1956, in Book 3696 Official Records, page 253, Santa Clara County Records; thence North 82° 58' 30" East 181.24 feet; thence Easterly on a curve to the left with a radius of 250.00 feet through an angle of 33° 30' 10" for an arc distance of 146.18 feet; thence North 49° 28' 20" East and parallel with the Northwesterly line of said 37.752 acre tract 920.44 feet; thence North 40° 31' 40" West 40.00 feet to a point in the Northwesterly line of a proposed street (80.00 feet in width); thence North 49° 28' 20" East along the Northeasterly prolongation of said last mentioned line to the point of intersection thereof with a line which is parallel with and distant Westerly 80.00 feet at right angles from the Easterly line of that certain 28.25 acre tract of land described as Parcel One in the Deed from G. Lester Tarleton et al., to P. Della Maggiora et al, dated January 8, 1931, recorded January 9, 1931, in Book 546 Official Records, page 451, Santa Clara County Records; thence North 08° 03' West along said last-mentioned parallel line to the point of intersection thereof with a line which is parallel with and distant Southwesterly 40.00 feet at right angles from the Northeasterly line of that certain 5.11 acre tract of land described in the Deed from George Henry Ballou et ux, to Attilio Bocciardi et ux, dated May 8, 1940, recorded May 13, 1940 in Book 987 Official Records, page 151, Santa Clara County Records, and the true point of beginning of the tract of land to be described; thence from said true point of beginning continuing North 08° 03' West along said parallel line to the point of intersection thereof with the Northeasterly line of said 5.11 acre tract; thence North 48° 54' West along said last-mentioned line to the point of intersection thereof with a line which is parallel with and distant Southeasterly 80.00 feet at right angles from the Northwesterly line of said 5.11 acre tract; thence South 49° 28' 20" West along said last-mentioned parallel line 40 feet, more or less, to a point in a line which is parallel with and distant Southwesterly 40.00 feet at right angles from the Northeasterly line of said 40 acre tract; thence South 48° 54' East along said last-mentioned parallel line to the true point of beginning.

A non exclusive easement for the purpose of ingress and egress over a strip of land 40.00 feet in width the Southwesterly line of which is more particularly described as follows:

Beginning at a point in the Northwesterly line of Commercial Street 80.00 feet in width at the Easternmost corner of that certain tract of land described in the Deed from M. F. Daniels to Robert A. Fletscher and Lois P. Fletscher, his wife, joint tenants, dated November 18, 1959 and recorded December 10, 1959 in Book 4633 Official Records, Page 701; thence from said point of beginning North 40° 31' 40" West along the Northeasterly line of land so described in the deed to said Robert A. Fletscher et ux for a distance of 280.00 feet to the Northernmost corner thereof in the Northwesterly line of that certain 37.752 acre tract of land described in the deed from Fortunato Pieracci et al to George Marson et ux, dated December 22, 1956, recorded December 31, 1956 in Book 3696 Official Records, Page 253, Santa Clara County Records and the terminus of said easement.

Said easement is granted as appurtenant to and for the benefit of that certain 11.79 acre tract of land described in the Deed from Clause T. Kritzer et ux, to David Tonelli et ux, dated November 17, 1953, recorded November 18, 1953 in Book 2759 Official Records, page 377, Santa Clara County Records.

Photographic image may be poor due to condition of original document.

DOCUMENT: 14107335

Titles: 1 / Pages: 4

Fees 26.00
Taxes
Copies
AMT PAID 26.00

Recording Requested By and
And When Recorded, Mail To:

R. Donald McNeil, Esq.
1960 The Alameda, #200
San Jose, CA 95126

BRENDA DAVIS
SANTA CLARA COUNTY RECORDER
Recorded at the request of
Attorney

RDE # 001
3/24/1998
2:48 PM

INDIVIDUAL GRANT DEED

Transfer to Revocable Trust

The undersigned grantor declares no documentary transfer tax is due.

FOR NO CONSIDERATION, CAROLE M. KEETON hereby grants her undivided one-half interest to

to Carole M. Keeton, or her successors, Trustee of The Carole M. Keeton 1996 Revocable Trust dated July 11, 1996, as amended

all of grantor's right, title and interest in the following described real property in the City of San Jose, County of Santa Clara, State of California:

SEE EXHIBIT A ATTACHED HERETO AND MADE A PART HEREOF

COMMON ADDRESS: 1055 Commercial Street
APN: 241-10-003

Dated: 1/29/98

Carole M. Keeton
CAROLE M. KEETON

STATE OF CALIFORNIA)
: ss.
COUNTY OF SANTA CLARA)

On 1-29-98, before me, Glenda R. Cunningham, a notary public, personally appeared CAROLE M. KEETON, known to me or proved to me on the basis of satisfactory evidence to be the person whose name is subscribed to the within instrument, and acknowledged to me that she executed the same in her authorized capacity and that by her signature on the instrument the person executed the instrument indicated at the signature point.

GLENDA R. CUNNINGHAM
COMM. # 1051113
Notary Public — California
SANTA CLARA COUNTY
My Comm Expires MAR 20, 1999

WITNESS my hand and official seal.

Glenda R. Cunningham

MAIL TAX STATEMENTS TO:
Faye Tonelli/Carole M. Keeton
10150 Clayton Road
San Jose, CA 95127

BEGINNING at the Northernmost corner of that certain 5.11 acre tract of land described in the Deed from George Henry Ballou et ux, to Attilio Bocciardi et ux, dated May 8, 1940, recorded May 13, 1940 in Book 987 Official Records, page 151, Santa Clara County Records; thence from said point of beginning South 49° 28' 20" West along the Northwesterly line of said 5.11 acre tract 245.00 feet; thence at right angles South 40° 31' 40" East 80.00 feet; thence North 49° 28' 20" East and parrallel with the Northwesterly line of said 5.11 acre tract to the point of intersection thereof with the Northeasterly line of said 5.11 acre tract; thence North 48° 54' West along said last mentioned line to the point of beginning.

TOGETHER WITH and as appurtenant to and for the benefit of the above described parcel of land, and as appurtenant to and for the benefit of that certain 11.79 acre tract of land described in the Deed from Claude T. Kritzer et ux, to David Tonelli et ux, dated November 7, 1953, recorded November 18, 1953 in Book 2759 Official Records, page 377, Santa Clara County Records, a non-exclusive easement for the purpose of ingress and egress and for the installation and maintenance of public utilities over the following described parcel of land:

Beginning at a point on the Easterly line of San Jose-Oakland Road (100.00 feet in width), distant thereon South 07° 01' 30" East 213.98 feet from the Northwesterly corner of that certain 37.752 acre tract of land described in the Deed from Fortunato Pieracci et al, to George Wilson et ux, dated December 22, 1956, recorded December 31, 1956 in Book 3696 Official Records, page 253, Santa Clara County Records; thence North 82° 58' 30" East 181.24 feet; thence Easterly on a curve to the left with a radius of 250.00 feet through an angle of 33° 30' 10" for an arc distance of 146.18 feet; thence North 49° 28' 20" East and parallel with the Northwesterly line of said 37.752 acre tract 920.44 feet; thence North 40° 31' 40" West 40.00 feet to a point in the Northwesterly line of a proposed street (80.00 feet in width); thence North 49° 28' 20" East along the Northeasterly prolongation of said last mentioned line to the point of intersection thereof with a line which is parallel with and distant Westerly 80.00 feet at right angles from the Easterly line of that certain 28.25 acre tract of land described as Parcel One in the Deed from G. Lester Tarleton, et al., to P. Della Maggiore et al., dated January 8, 1931, recorded January 9, 1931 in Book 546 Official Records, page 451, Santa Clara County Records, and the true point of beginning of the tract of land to be described; thence from said true point of beginning North 08° 03' West along said last mentioned parallel line to the point of intersection thereof with the Northeasterly line of that certain 5.11 acre tract of land described in the Deed from George Henry Ballou et ux, to Attilio Bocciardi et ux, dated May 8, 1940, recorded May 13, 1940 in Book 987 Official Records, page 151, Santa Clara County Records; thence South 48° 54' East along the Northeasterly line of said 5.11 acre tract to the Northernmost corner of said 28.25 acre tract; thence South 08° 03' East along the Easterly line of said 28.25 acre tract to a point which bears North 49° 28' 20" East from the said true point of beginning; thence South 49° 28' 20" West to the true point of beginning.

ALSO TOGETHER WITH and as appurtenant to and for the benefit of the above described parcel of land, and as appurtenant to and for the benefit of that certain 11.79 acre tract of land described in the Deed from Claude T. Kritzer et ux, to David Tonelli et ux, dated November 7, 1953, recorded November 18,

1953 in Book 2759 Official Records, page 377, Santa Clara County Records, a non-exclusive easement for the purpose of ingress and egress over the following described parcel of land:

Beginning at a point on the Easterly line of San Jose-Oakland Road (100.00 feet in width), distant thereon South 07° 01' 30" East 213.98 feet from the Northwesterly corner of that certain 37.752 acre tract of land described in the Deed from Fortunato Pieracci et al., to George Wilson et ux, dated December 22, 1956, recorded December 31, 1956, in Book 3696 Official Records, page 253, Santa Clara County Records; thence North 82° 58' 30" East 181.24 feet; thence Easterly on a curve to the left with a radius of 250.00 feet through an angle of 33° 30' 10" for an arc distance of 146.18 feet; thence North 49° 28' 20" East and parallel with the Northwesterly line of said 37.752 acre tract 920.44 feet; thence North 40° 31' 40" West 40.00 feet to a point in the Northwesterly line of a proposed street (80.00 feet in width); thence North 49° 28' 20" East along the Northeasterly prolongation of said last mentioned line to the point of intersection thereof with a line which is parallel with and distant Westerly 80.00 feet at right angles from the Easterly line of that certain 28.25 acre tract of land described as Parcel One in the Deed from G. Lester Tarleton et al., to P. Della Maggiore et al, dated January 8, 1931, recorded January 9, 1931, in Book 546 Official Records, page 451, Santa Clara County Records; thence North 08° 03' West along said last-mentioned parallel line to the point of intersection thereof with a line which is parallel with and distant Southwesterly 40.00 feet at right angles from the Northeasterly line of that certain 5.11 acre tract of land described in the Deed from George Henry Ballou et ux, to Attilio Bocciardi et ux, dated May 8, 1940, recorded May 13, 1940 in Book 987 Official Records, page 151, Santa Clara County Records, and the true point of beginning of the tract of land to be described; thence from said true point of beginning continuing North 08° 03' West along said parallel line to the point of intersection thereof with the Northeasterly line of said 5.11 acre tract; thence North 48° 54' West along said last-mentioned line to the point of intersection thereof with a line which is parallel with and distant Southeasterly 80.00 feet at right angles from the Northwesterly line of said 5.11 acre tract; thence South 49° 28' 20" West along said last-mentioned parallel line 40 feet, more or less, to a point in a line which is parallel with and distant Southwesterly 40.00 feet at right angles from the Northeasterly line of said 40 acre tract; thence South 48° 54' East along said last-mentioned parallel line to the true point of beginning.

A non exclusive easement for the purpose of ingress and egress over a strip of land 40.00 feet in width the Southwesterly line of which is more particularly described as follows:

Beginning at a point in the Northwesterly line of Commercial Street 80.00 feet in width at the Easternmost corner of that certain tract of land described in the Deed from M. F. Daniels to Robert A. Fletscher and Lois P. Fletscher, his wife, joint tenants, dated November 18, 1959 and recorded December 10, 1959 in Book 4633 Official Records, Page 701; thence from said point of beginning North 40° 31' 40" West along the Northeasterly line of land so described in the deed to said Robert A. Fletscher et ux for a distance of 280.00 feet to the Northernmost corner thereof in the Northwesterly line of that certain 37.752 acre tract of land described in the deed from Fortunato Pieracci et al to George Watson et ux, dated December 22, 1956, recorded December 31, 1956 in Book 3696 Official Records, Page 253, Santa Clara County Records and the terminus of said easement.

Said easement is granted as appurtenant to and for the benefit of that certain 11.79 acre tract of land described in the Deed from Clause T. Kritzer et ux, to David Tonelli et ux, dated November 17, 1953, recorded November 18, 1953 in Book 2759 Official Records, page 377, Santa Clara County Records.

Photographic image may be poor due to condition of original document.

DOCUMENT: 14107337

Titles: 1 / Pages: 6

Fees 32.00
Taxes
Copies
AMT PAID 32.00

Recording Requested By and
And When Recorded, Mail To:

R. Donald McNeil, Esq.
1960 The Alameda, #200
San Jose, CA 95126

BRENDA DAVIS
SANTA CLARA COUNTY RECORDER
Recorded at the request of
Attorney

RDE # 001
3/24/1998
2:48 PM

INDIVIDUAL GRANT DEED **Transfer to Revocable Trust**

The undersigned grantor declares no documentary transfer tax is due.

FOR NO CONSIDERATION, CAROLE M. KEETON hereby grants her undivided one-half interest to

to Carole M. Keeton, or her successors, Trustee of The Carole M. Keeton 1996 Revocable Trust dated July 11, 1996, as amended

all of grantor's right, title and interest in the following described real property in the City of San Jose, County of Santa Clara, State of California:

SEE EXHIBIT A ATTACHED HERETO AND MADE A PART HEREOF

COMMON ADDRESS: 1055 Commercial Street
APN: 241-10-002

Dated: 1/29/98

Carole M. Keeton
CAROLE M. KEETON

STATE OF CALIFORNIA)
: ss.
COUNTY OF SANTA CLARA)

On 1-29-98, before me, Glenda R. Cunningham, a notary public, personally appeared CAROLE M. KEETON, known to me or proved to me on the basis of satisfactory evidence to be the person whose name is subscribed to the within instrument, and acknowledged to me that she executed the same in her authorized capacity and that by her signature on the instrument the person executed the instrument indicated at the signature point.

WITNESS my hand and official seal.

Glenda R. Cunningham

MAIL TAX STATEMENTS TO:
Faye Tonelli/Carole M. Keeton
10150 Clayton Rd.
San Jose, CA 95127

GLENDA R. CUNNINGHAM
COMM. # 1051113
Notary Public — California
SANTA CLARA COUNTY
My Comm. Expires MAR 20, 1999

EXHIBIT "A"

Photographic image may be poor due to condition of original document.

PARCEL NO. 1:

BEGINNING AT A 3/4 INCH IRON PIPE IN THE LINE BETWEEN THE LANDS OF BALLOU AND THE ALISAL TRACT NO. 1; SAID 3/4 INCH PIPE BEING THE MOST NORTHERLY CORNER OF THAT CERTAIN 11.51 ACRE TRACT OF LAND CONVEYED BY GEORGE H. BALLOU, ET UX, TO JOSEPH LUCCHESSI, ET AL, AS RECORDED ON JANUARY 18, 1939, RECORDS OF SANTA CLARA COUNTY, CALIFORNIA, AND RUNNING THENCE ALONG THE NORTHWESTERLY LINE OF SAID LANDS OF BALLOU NORTH 49 DEGREES 30 MINUTES EAST 89.6 FEET; THENCE NORTH 49 DEGREES 24 MINUTES EAST 349.9 FEET TO THE MOST NORTHERLY CORNER OF SAID LANDS OF BALLOU, IN THE CENTER OF THE CHANNEL OF THE COYOTE CREEK; THENCE ALONG SAID CHANNEL AND ALONG THE NORTHEASTERLY LINE OF SAID LANDS OF BALLOU SOUTH 45 DEGREES 57 MINUTES EAST 839.1 FEET TO THE MOST EASTERLY CORNER OF SAID LANDS OF BALLOU; THENCE ALONG THE SOUTHEASTERLY LINE OF THE LANDS OF BALLOU, SOUTH 49 DEGREES 30 MINUTES WEST 592.7 FEET TO A 4 INCH X 4 INCH STAKE DESIGNATED AS "C"; THENCE RUNNING NORTH 49 DEGREES 54 MINUTES WEST 468.75 FEET TO A ONE INCH PIPE AT THE MOST EASTERLY CORNER OF THE AFOREMENTIONED 11.51 ACRE TRACT; THENCE ALONG THE NORTHEASTERLY LINE OF SAID 11.51 ACRE TRACT NORTH 49 DEGREES 23 MINUTES WEST 375.2 FEET TO THE PLACE OF BEGINNING, CONTAINING 11.79 ACRES, AND BEING A PORTION OF THE 300 ACRE LOT 18, CITY OF SAN JOSE LANDS, SANTA CLARA COUNTY, CALIFORNIA.

EXCEPTING THEREFROM THAT CERTAIN TRACT OF LAND DESCRIBED IN FINAL ORDER OF CONDEMNATION RECORDED DECEMBER 29, 1958, IN BOOK 4273 OF OFFICIAL RECORDS, PAGE 256, AS FOLLOWS:

COMMENCING AT THE MOST NORTHERLY CORNER OF SAID PARCEL; THENCE ALONG THE NORTHWESTERLY LINE OF SAID PARCEL, SOUTH 50 DEGREES 14 MINUTES 32 SECONDS, 549.07 FEET TO THE MOST EASTERLY CORNER OF LOT 16, AS SAID LOT IS SHOWN ON THAT CERTAIN MAP ENTITLED, MAP OF THE ALISAL TRACT NO. 1, FILED DECEMBER 2, 1910 IN BOOK "N" OF MAPS, PAGE 16, IN THE OFFICE OF THE RECORDER OF SANTA CLARA COUNTY; THENCE ALONG THE NORTHEASTERLY PROJECTION OF THE SOUTHEASTERLY LINE OF SAID LOT, NORTH 50 DEGREES 20 MINUTES 32 SECONDS EAST 89.38 FEET; THENCE ALONG A TANGENT CURVE TO THE RIGHT WITH THE RADIUS OF 337.22 FEET, THROUGH AN ANGLE OF 83 DEGREES 25 MINUTES 00 SECONDS AN ARC LENGTH OF 320.08 FEET; THENCE SOUTH 46 DEGREES 14 MINUTES 28 SECONDS EAST 921.48 FEET TO THE SOUTHEASTERLY LINE OF SAID PARCEL; THENCE ALONG LAST SAID LINE, NORTH 50 DEGREES 20 MINUTES 32 SECONDS EAST 123.54 FEET TO THE NORTHEASTERLY LINE OF SAID PARCEL; THENCE ALONG LAST SAID LINE NORTH 45 DEGREES 06 MINUTES 28 SECONDS WEST 839.06 FEET TO THE POINT OF COMMENCEMENT.

A NON-EXCLUSIVE EASEMENT FOR THE PURPOSE OF INGRESS AND EGRESS AND FOR THE INSTALLATION AND MAINTENANCE OF PUBLIC UTILITIES APPURTENANT TO PARCELS 1 AND 2 ABOVE DESCRIBED, OVER THE FOLLOWING DESCRIBED PARCEL OF LAND:

BEGINNING AT A POINT ON THE EASTERLY LINE OF SAN JOSE-OAKLAND ROAD (100.00 FEET IN WIDTH) DISTANT THEREON SOUTH 07 DEGREES 01 MINUTE 30 SECONDS EAST 213.98 FEET FROM THE NORTHWESTERLY CORNER OF THAT CERTAIN 37.792 ACRE TRACT OF LAND DESCRIBED IN THE DEED FROM FORTUNATO PIERACCI, ET AL, TO GEORGE WILSON, ET UX, DATED DECEMBER 22, 1956, RECORDED DECEMBER 31, 1956 IN BOOK 3696 OF OFFICIAL RECORDS, PAGE 253, SANTA CLARA COUNTY RECORDS; THENCE NORTH 82 DEGREES 58 MINUTES 30 SECONDS EAST 181.24 FEET; THENCE EASTERLY ON A CURVE TO THE LEFT WITH A RADIUS OF 250.00 FEET THROUGH AN ANGLE OF 33 DEGREES 30 MINUTES 10 SECONDS FOR AN ARC DISTANCE OF 146.18 FEET; THENCE NORTH 49 DEGREES 28 MINUTES 20 SECONDS EAST AND PARALLEL WITH THE NORTHWESTERLY LINE OF SAID 37.792 ACRE TRACT, 920.44 FEET; THENCE NORTH 40 DEGREES 31 MINUTES 40 SECONDS WEST 40.00 FEET TO A POINT IN THE NORTHWESTERLY LINE OF A PROPOSED STREET (80.00 FEET IN WIDTH); THENCE NORTH 49 DEGREES 28 MINUTES 20 SECONDS EAST ALONG THE NORTHEASTERLY PROLONGATION OF SAID LAST MENTIONED LINE TO THE POINT OF INTERSECTION THEREOF WITH A LINE WHICH IS PARALLEL WITH AND DISTANT WESTERLY 80.00 FEET AT RIGHT ANGLES FROM THE EASTERLY LINE OF THAT CERTAIN 28.25 ACRE TRACT OF LAND DESCRIBED AS PARCEL ONE, IN THE DEED FROM O. LESTER TARLETON, ET AL TO P. DELLA MAGGIORE, ET AL, DATED JANUARY 8, 1931, RECORDED JANUARY 9, 1931 IN BOOK 546 OF OFFICIAL RECORDS, PAGE 451, SANTA CLARA COUNTY RECORDS, AND THE TRUE POINT OF BEGINNING OF THE TRACT OF LAND TO BE DESCRIBED; THENCE FROM SAID TRUE POINT OF BEGINNING NORTH 08 DEGREES 03 MINUTES WEST ALONG SAID LAST MENTIONED PARALLEL LINE TO THE POINT OF BEGINNING, NORTH 08 DEGREES 03 MINUTES WEST ALONG SAID LAST MENTIONED PARALLEL LINE TO THE POINT OF INTERSECTION THEREOF WITH THE NORTHEASTERLY LINE OF THAT CERTAIN 5.11 ACRE TRACT OF LAND DESCRIBED IN THE DEED FROM GEORGE HENRY BALLOU, ET UX, TO ATTILIO BOCCIARDI, ET UX, DATED MAY 8, 1940, RECORDED MAY 13, 1940 IN BOOK 987 OF OFFICIAL RECORDS, PAGE 191, SANTA CLARA COUNTY RECORDS; THENCE SOUTH 49 DEGREES 54 MINUTES EAST ALONG THE NORTHEASTERLY LINE OF SAID 5.11 ACRE TRACT TO THE NORTHERNMOST CORNER OF SAID 28.25 ACRE TRACT, THENCE SOUTH 08 DEGREES 03 MINUTES EAST ALONG THE EASTERLY LINE OF SAID 28.25 ACRE TRACT TO A POINT WHICH BEARS NORTH 49 DEGREES 28 MINUTES 20 SECONDS EAST FROM THE SAID TRUE POINT OF BEGINNING; THENCE SOUTH 49 DEGREES 28 MINUTES 20 SECONDS WEST TO THE TRUE POINT OF BEGINNING.

A NON-EXCLUSIVE EASEMENT R THE PURPOSE OF INGRESS D EGRESS
APPURTENANT TO PARCEL 1 - ABOVE DESCRIBED OVER .HE FOLLOWING
DESCRIBED PARCEL OF LAND:

BEGINNING AT A POINT ON THE EASTERLY LINE OF SAN JOSE-OAKLAND ROAD (100.00 FEET IN WIDTH) DISTANT THEREON SOUTH 07 DEGREES 01 MINUTES 30 SECONDS EAST 213.98 FEET FROM THE NORTHWESTERLY CORNER OF THAT CERTAIN 37.752 ACRE TRACT OF LAND DESCRIBED IN THE DEED FROM FORTUNATO FIERACCI. ET AL, TO GEORGE WILSON, ET UX, DATED DECEMBER 22, 1955, RECORDED DECEMBER 31, 1956 IN BOOK 3696 OF OFFICIAL RECORDS, PAGE 253, SANTA CLARA COUNTY RECORDS; THENCE NORTH 82 DEGREES 58 MINUTES 30 SECONDS EAST, 181.24 FEET; THENCE EASTERLY ON A CURVE TO THE LEFT WITH A RADIUS OF 250.00 FEET THROUGH AN ANGLE OF 33 DEGREES 30 MINUTES 10 SECONDS FOR AN ARC DISTANCE OF 146.18 FEET; THENCE NORTH 49 DEGREES 28 MINUTES 20 SECONDS EAST AND PARALLEL WITH THE NORTHWESTERLY LINE OF SAID 37.752 ACRE TRACT, 920.44 FEET; THENCE NORTH 40 DEGREES 31 MINUTES 40 SECONDS WEST 40.00 FEET TO A POINT IN THE NORTHWESTERLY LINE OF A PROPOSED STREET (80.00 FEET IN WIDTH); THENCE NORTH 49 DEGREES 28 MINUTES 20 SECONDS EAST ALONG THE NORTHEASTERLY PROLONGATION OF SAID LAST MENTIONED LINE TO THE POINT OF INTERSECTION THEREOF WITH A LINE WHICH IS PARALLEL WITH AND DISTANT WESTERLY 80.00 FEET AT RIGHT ANGLES FROM THE EASTERLY LINE OF THAT CERTAIN 28.25 ACRE TRACT OF LAND DESCRIBED AS PARCEL ONE IN THE DEED FROM C. LESTER TARLETON, ET AL, TO P. DELLA MAGGIORE, ET AL, DATED JANUARY 8, 1931, RECORDED JANUARY 9, 1931 IN BOOK 546 OF OFFICIAL RECORDS, PAGE 451, SANTA CLARA COUNTY RECORDS; THENCE NORTH 09 DEGREES 03 MINUTES WEST ALONG SAID LAST MENTIONED PARALLEL LINE TO THE POINT OF INTERSECTION THEREOF WITH A LINE WHICH IS PARALLEL WITH AND DISTANT SOUTHWESTERLY 40.00 FEET AT RIGHT ANGLES FROM THE NORTHEASTERLY LINE OF THAT CERTAIN 5.11 ACRE TRACT OF LAND DESCRIBED IN THE DEED FROM GEORGE HENRY BALLOU, ET UX, TO ATTILIO BOCCIARDI, ET UX, DATED MAY 8, 1940, RECORDED MAY 13, 1940 IN BOOK 987 OF OFFICIAL RECORDS, PAGE 151, SANTA CLARA COUNTY RECORDS, AND THE TRUE POINT OF BEGINNING OF THE TRACT OF LAND TO BE DESCRIBED; THENCE FROM SAID TRUE POINT OF BEGINNING, CONTINUING NORTH 09 DEGREES 03 MINUTES WEST ALONG SAID PARALLEL LINE TO THE POINT OF INTERSECTION THEREOF WITH THE NORTHEASTERLY LINE OF SAID 5.11 ACRE TRACT; THENCE NORTH 48 DEGREES 54 MINUTES WEST ALONG SAID LAST-MENTIONED LINE TO BE THE POINT OF INTERSECTION THEREOF WITH A LINE WHICH IS PARALLEL WITH AND DISTANT SOUTHEASTERLY 80.00 FEET AT RIGHT ANGLES FROM THE NORTHWESTERLY LINE OF SAID 5.11 ACRE TRACT; THENCE SOUTH 49 DEGREES 28 MINUTES 20 SECONDS WEST ALONG SAID LAST-MENTIONED PARALLEL LINE 40 FEET, MORE OR LESS, TO A POINT IN A LINE WHICH IS PARALLEL WITH AND DISTANT SOUTHWESTERLY 40.00 FEET AT RIGHT ANGLES FROM THE NORTHEASTERLY LINE OF SAID 5.11 ACRE TRACT; THENCE SOUTH 48 DEGREES 54 MINUTES EAST ALONG SAID LAST-MENTIONED PARALLEL LINE TO THE TRUE POINT OF BEGINNING.

AN EASEMENT FOR INGRESS AND EGRESS AND THE INSTALLATION AND MAINTENANCE OF PUBLIC UTILITIES OVER ALL THAT PORTION OF THE PARCEL OF LAND DESCRIBED IN THE DEED FROM M. F. DANIELS, ET AL, TO DAVID TONELLI, ET UX, RECORDED DECEMBER 10, 1939 IN BOOK 4633 OF OFFICIAL RECORDS, PAGE 618, SANTA CLARA COUNTY RECORDS, LYING NORTHERLY OF COMMERCIAL STREET, AS SAID STREET AND EASEMENT ARE SHOWN UPON THE MAP OF TRACT NO. 3379, WHICH MAP WAS FILED IN THE OFFICE OF THE RECORDER OF THE COUNTY OF SANTA CLARA, STATE OF CALIFORNIA, ON JUNE 7, 1963 IN BOOK 162 OF MAPS, PAGE 9.

AN EASEMENT GRANTED TO THE CITY OF SAN JOSE, A MUNICIPAL CORPORATION, RECORDED ON DECEMBER 11, 1959, IN BOOK 4635 OF OFFICIAL RECORDS AT PAGE 383, INSTRUMENT NO. 1738323, RECORDS OF SANTA CLARA COUNTY, FOR THE PURPOSE OF THE INSTALLATION AND MAINTENANCE OF STORM DRAINAGE FACILITIES, AFFECTS THE SOUTHEASTERLY LINE OF WHICH IS MORE PARTICULARLY DESCRIBED AS FOLLOWS:

BEGINNING AT A 4 INCH BY 4 INCH STAKE DESIGNATED "C" AT THE SOUTHERNMOST CORNER OF THAT CERTAIN 11.79 ACRE TRACT OF LAND DESCRIBED IN THE DEED FROM JOHN S. ANDERSON, ET UX, TO ATTILIO BOCCIARDI, ET UX, DATED OCTOBER 10, 1951, RECORDED OCTOBER 11, 1951 IN BOOK 2299 O.R., PAGE 160; THENCE FROM SAID POINT OF BEGINNING NORTH 49 DEGREES 30 MINUTES EAST ALONG THE SOUTHEASTERLY LINE OF SAID 11.79 ACRE TRACT FOR A DISTANCE OF 467 FEET, MORE OR LESS, TO THE SOUTHERN CORNER OF THAT CERTAIN 3.048 ACRE TRACT OF LAND DESCRIBED IN THE FINAL ORDER OF CONDEMNATION ENTERED ON DECEMBER 22, 1958 IN PROCEEDINGS HAD IN THE SUPERIOR COURT OF THE STATE OF CALIFORNIA, IN AND FOR THE COUNTY OF SANTA CLARA, ENTITLED, "THE PEOPLE OF THE STATE OF CALIFORNIA, ACTING BY AND THROUGH THE DEPARTMENT OF PUBLIC WORKS, VS. ANGELO PERA, DAVID TONELLI, ET AL," CASE NO. 106532, A CERTIFIED COPY OF WHICH WAS RECORDED ON DECEMBER 29, 1958 IN BOOK 4273 OFFICIAL RECORDS, PAGE 256 AND THE TERMINUS OF SAID EASEMENT.

AN EASEMENT GRANTED TO THE CITY OF SAN JOSE, A MUNICIPAL CORPORATION OF THE STATE OF CALIFORNIA, RECORDED ON SEPTEMBER 21, 1962, IN BOOK 5728 OF OFFICIAL RECORDS AT PAGE 327, INSTRUMENT NO. 2264477, RECORDS OF SANTA CLARA COUNTY, FOR THE PURPOSE OF A PERPETUAL RIGHT AND EASEMENT TO CONSTRUCT, MAINTAIN, INSTALL, REPAIR, RENEW, REPLACE, OPERATE AND USE A STORM SEWER PIPE LINE, OR LINES AND APPURTENANCES, OF ANY SIZE OF MATERIALS, IN, UPON, OVER AND/OR THROUGH, AFFECTS:

A STRIP OF LAND OF UNIFORM WIDTH OF TWENTY (20) FEET, MORE PARTICULARLY DESCRIBED AS FOLLOWS:

BEGINNING AT THE MOST WESTERLY CORNER OF THAT CERTAIN PARCEL OF LAND CONVEYED BY WIDAN COMPANY, INC., A CORPORATION, ET AL, TO ALISSA DEVELOPMENT CORPORATION, BY DEED RECORDED IN BOOK 4633 AT PAGE 626, OFFICIAL RECORDS OF SANTA CLARA COUNTY; THENCE ALONG THE MOST SOUTHWESTERLY LINE OF SAID PARCEL CONVEYED TO ALISSA DEVELOPMENT CORPORATION, SOUTH 40 DEGREES 31 MINUTES 40 SECONDS EAST 310.00 FEET TO A POINT, SAID POINT BEING THE TRUE POINT OF BEGINNING, AND BEING DISTANT ALONG SAID SOUTHWESTERLY LINE NORTH 40 DEGREES 31 MINUTES 40 SECONDS WEST 10.00 FEET FROM THE SOUTHWESTERLY CORNER OF SAID PARCEL CONVEYED TO ALISSA DEVELOPMENT CORPORATION; THENCE RUNNING PARALLEL WITH AND DISTANT 10.00 NORTHWESTERLY MEASURED AT RIGHT ANGLES FROM THE SOUTHEASTERLY LINE OF SAID PARCEL CONVEYED TO ALISSA DEVELOPMENT CORPORATION, NORTH 49 DEGREES 28 MINUTES 20 SECONDS EAST 561.70 FEET TO A POINT BEING DISTANT 20.00 FEET WESTERLY MEASURED AT RIGHT ANGLES FROM THE MOST EASTERLY LINE THEREOF; THENCE RUNNING PARALLEL WITH AND DISTANT 20.00 FEET WESTERLY MEASURED AT RIGHT ANGLES FROM THE MOST EASTERLY LINE OF SAID PARCEL CONVEYED TO ALISSA DEVELOPMENT CORPORATION NORTH 8 DEGREES 03 MINUTES 00 SECONDS WEST 330.74 FEET; THENCE LEAVING SAID PARALLEL LINE NORTH 49 DEGREES 28 MINUTES 20 SECONDS EAST 19.96 FEET TO A POINT IN THE NORTHEASTERLY LINE OF SAID PARCEL CONVEYED TO ALISSA DEVELOPMENT CORPORATION; THENCE ALONG SAID NORTHEASTERLY LINE SOUTH 48 DEGREES 54

MINUTES 00 SECONDS EAST 10.00 FEET TO A 4" X 4" STAKE AT THE MOST EASTERLY CORNER OF SAID PARCEL CONVEYED TO ALISSA DEVELOPMENT CORPORATION; THENCE ALONG THE EASTERLY LINE OF SAID PARCEL AND THE SOUTHERLY PROLONGATION THEREOF, SOUTH 0 DEGREES 03 MINUTES 00 SECONDS EAST 342.72 FEET TO A POINT BEING DISTANT 10.00 FEET SOUTHEASTERLY MEASURED AT RIGHT ANGLES FROM THE SOUTHEASTERLY LINE OF SAID PARCEL CONVEYED TO ALISSA DEVELOPMENT CORPORATION; THENCE RUNNING PARALLEL WITH AND DISTANT 10.00 FEET SOUTHEASTERLY MEASURED AT RIGHT ANGLES THEREFROM SOUTH 49 DEGREES 28 MINUTES 20 SECONDS WEST 572.69 FEET TO A POINT IN THE SOUTHEASTERLY PROLONGATION OF THE AFORESAID SOUTHWESTERLY LINE OF SAID PARCEL CONVEYED TO ALISSA DEVELOPMENT CORPORATION; THENCE ALONG SAID SOUTHEASTERLY PROLONGED LINE AND SAID SOUTHWESTERLY LINE, NORTH 40 DEGREES 31 MINUTES 40 SECONDS WEST 20.00 FEET TO THE TRUE POINT OF BEGINNING OF THIS DESCRIPTION.

TOGETHER WITH THE PERPETUAL RIGHT AND EASTMENT TO DISCHARGE AND CONDUCT, STORM AND SURFACE DRAINAGE WATERS THROUGH SAID STORM SEWER LINE OR LINES, AND TO USE AND OCCUPY SAID REAL PROPERTY FOR SAID PURPOSES; AND TOGETHER WITH THE FURTHER RIGHT TO ENTER UPON AND USE SUFFICIENT OF THE LANDS ADJACENT TO AND WESTERLY OF THE HEREINABOVE DESCRIBED REAL PROPERTY, NOT TO EXCEED A STRIP FORTY (40) FEET IN WIDTH AS IS NECESSARY OR CONVENIENT FOR THE PROPER AND EFFICIENT EXCAVATION DISPOSAL AND USE OF EARTH, MATERIALS, SUPPLIES OR EQUIPMENT DURING THE INITIAL CONSTRUCTION OR INSTALLATION OF A STORM SEWER PIPE LINE OR LINES WITHIN SAID HEREINABOVE DESCRIBED REAL PROPERTY; AND TOGETHER WITH THE FURTHER RIGHT TO REMOVE ALL TREES AND/OR BRUSH LOCATED WITHIN SAID HEREINABOVE DESCRIBED REAL PROPERTY.

TOGETHER WITH ALL RIGHTS-OF-WAY APPURTENANT AND OIL RIGHTS GRANTED TO GRANTORS IN THAT CERTAIN DEED RECORDED IN THE OFFICE OF THE COUNTY RECORDER OF THE COUNTY OF SANTA CLARA, STATE OF CALIFORNIA, ON THE 30TH DAY OF APRIL, 1953, IN VOLUME 2633 OF OFFICIAL RECORDS, PAGE 126.

0 0 0 9

DOCUMENT: 14321132

Titles 1 / Pages 3

Fees 23 00
Taxes
Copies
AMT PAID 23 00

Recording Requested By and
And When Recorded, Mail To:

R. Donald McNeil, Esq.
1960 The Alameda, #200
San Jose, CA 95126

BRENDA DAVIS
SANTA CLARA COUNTY RECORDER
Recorded at the request of
Recording Service

RDE # 003
8/05/1998
2:17 PM

INDIVIDUAL GRANT DEED **Transfer to Revocable Trust**

The undersigned grantor declares no documentary transfer tax is due.

FOR NO CONSIDERATION, FAYE ARLENE TONELLI (also known as FAYE TONELLI JOHNSON) as to an undivided 1/2 interest, hereby grants to

FAYE TONELLI JOHNSON, or her successors, Trustee of the Faye Tonelli Johnson 1998 Revocable Trust dtd. 7-8-98, as amended, as to an undivided 1/2 interest

all of grantors' right, title and interest in the following described real property in the City of San Jose, County of Santa Clara, State of California:

SEE EXHIBIT A ATTACHED HERETO AND MADE A PART HEREOF

COMMON ADDRESS: 1055 Commercial Street
APN: 241-10-003

Dated: 7-8-98

Faye Arlene Tonelli
FAYE ARLENE TONELLI

STATE OF CALIFORNIA)
: ss.
COUNTY OF SANTA CLARA)

On July 8, 1998 before me, Glenda R. Cunningham, a notary public, personally appeared FAYE ARLENE TONELLI, known to me or proved to me on the basis of satisfactory evidence to be the person whose name is subscribed to the within instrument, and acknowledged to me that she executed the same in her authorized capacity and that by her signature on the instrument the person executed the instrument indicated at the signature point.

GLENDA R. CUNNINGHAM
COMM. # 1051113
Notary Public — California
SANTA CLARA COUNTY
My Comm Expires MAR 20, 1999

WITNESS my hand and official seal.

Glenda R. Cunningham

MAIL TAX STATEMENTS TO: Faye Tonelli/Carole M. Keeton, 10150 Clayton Road, San Jose, CA 95127

Exhibit A

BEGINNING at the Northernmost corner of that certain 5.11 acre tract of land described in the Deed from George Henry Ballou et ux, to Attilio Bocciardi et ux, dated May 8, 1940, recorded May 13, 1940 in Book 987 Official Records, page 151, Santa Clara County Records; thence from said point of beginning South 49° 28' 20" West along the Northwesterly line of said 5.11 acre tract 245.00 feet; thence at right angles South 40° 31' 40" East 80.00 feet; thence North 49° 28' 20" East and parrallel with the Northwesterly line of said 5.11 acre tract to the point of intersection thereof with the Northeasterly line of said 5.11 acre tract; thence North 48° 54' West along said last mentioned line to the point of beginning.

TOGETHER WITH and as appurtenant to and for the benefit of the above described parcel of land, and as appurtenant to and for the benefit of that certain 11.79 acre tract of land described in the Deed from Claude T. Kritzer et ux, to David Tonelli et ux, dated November 7, 1953, recorded November 18, 1953 in Book 2759 Official Records, page 377, Santa Clara County Records, a non-exclusive easement for the purpose of ingress and egress and for the installation and maintenance of public utilities over the following described parcel of land:

Beginning at a point on the Easterly line of San Jose-Oakland Road (100.00 feet in width), distant thereon South 07° 01' 30" East 213.98 feet from the Northwesterly corner of that certain 37.752 acre tract of land described in the Deed from Fortunato Pieracci et al, to George Wilson et ux, dated December 22, 1956, recorded December 31, 1956 in Book 3696 Official Records, page 253, Santa Clara County Records; thence North 82° 58' 30" East 181.24 feet; thence Easterly on a curve to the left with a radius of 250.00 feet through an angle of 33° 30' 10" for an arc distance of 146.18 feet; thence North 49° 28' 20" East and parallel with the Northwesterly line of said 37.752 acre tract 920.44 feet; thence North 40° 31' 40" West 40.00 feet to a point in the Northwesterly line of a proposed street (80.00 feet in width); thence North 49° 28' 20" East along the Northeasterly prolongation of said last mentioned line to the point of intersection thereof with a line which is parallel with and distant Westerly 80.00 feet at right angles from the Easterly line of that certain 28.25 acre tract of land described as Parcel One in the Deed from G. Lester Tarleton, et al., to P. Della Maggiore et al., dated January 8, 1931, recorded January 9, 1931 in Book 546 Official Records, page 451, Santa Clara County Records, and the true point of beginning of the tract of land to be described; thence from said true point of beginning North 08° 03' West along said last mentioned parallel line to the point of intersection thereof with the Northeasterly line of that certain 5.11 acre tract of land described in the Deed from George Henry Ballou et ux, to Attilio Bocciardi et ux, dated May 8, 1940, recorded May 13, 1940 in Book 987 Official Records, page 151, Santa Clara County Records; thence South 48° 54' East along the Northeasterly line of said 5.11 acre tract to the Northernmost corner of said 28.25 acre tract; thence South 08° 03' East along the Easterly line of said 28.25 acre tract to a point which bears North 49° 28' 20" East from the said true point of beginning; thence South 49° 28' 20" West to the true point of beginning.

ALSO TOGETHER WITH and as appurtenant to and for the benefit of the above described parcel of land, and as appurtenant to and for the benefit of that certain 11.79 acre tract of land described in the Deed from Claude T. Kritzer et ux, to David Tonelli et ux, dated November 7, 1953, recorded November 18,

1953 in Book 2759 Official Records, page 377, Santa Clara County Records, a non-exclusive easement for the purpose of ingress and egress over the following described parcel of land:

Beginning at a point on the Easterly line of San Jose-Oakland Road (100.00 feet in width), distant thereon South 07° 01' 30" East 213.98 feet from the Northwesterly corner of that certain 37.752 acre tract of land described in the Deed from Fortunato Pieracci et al., to George Wilson et ux, dated December 22, 1956, recorded December 31, 1956, in Book 3696 Official Records, page 253, Santa Clara County Records; thence North 82° 58' 30" East 181.24 feet; thence Easterly on a curve to the left with a radius of 250.00 feet through an angle of 33° 30' 10" for an arc distance of 146.18 feet; thence North 49° 28' 20" East and parallel with the Northwesterly line of said 37.752 acre tract 920.44 feet; thence North 40° 31' 40" West 40.00 feet to a point in the Northwesterly line of a proposed street (80.00 feet in width); thence North 49° 28' 20" East along the Northeasterly prolongation of said last mentioned line to the point of intersection thereof with a line which is parallel with and distant Westerly 80.00 feet at right angles from the Easterly line of that certain 28.25 acre tract of land described as Parcel One in the Deed from G. Lester Tarleton et al., to P. Della Maggiore et al, dated January 8, 1931, recorded January 9, 1931, in Book 546 Official Records, page 451, Santa Clara County Records; thence North 08° 03' West along said last-mentioned parallel line to the point of intersection thereof with a line which is parallel with and distant Southwesterly 40.00 feet at right angles from the Northeasterly line of that certain 5.11 acre tract of land described in the Deed from George Henry Ballou et ux, to Attilio Bocciardi et ux, dated May 8, 1940, recorded May 13, 1940 in Book 907 Official Records, page 151, Santa Clara County Records, and the true point of beginning of the tract of land to be described; thence from said true point of beginning continuing North 08° 03' West along said parallel line to the point of intersection thereof with the Northeasterly line of said 5.11 acre tract; thence North 48° 54' West along said last-mentioned line to the point of intersection thereof with a line which is parallel with and distant Southeasterly 80.00 feet at right angles from the Northwesterly line of said 5.11 acre tract; thence South 49° 28' 20" West along said last-mentioned parallel line 40 feet, more or less, to a point in a line which is parallel with and distant Southwesterly 40.00 feet at right angles from the Northeasterly line of said 40 acre tract; thence South 48° 54' East along said last-mentioned parallel line to the true point of beginning.

DOCUMENT: 20164552

Pages: 5

Fees 31.00
Taxes..
Copies..
AMT PAID 31 00

REGINA ALCOMENDRAS
SANTA CLARA COUNTY RECORDER
Recorded at the request of
Recording Service

RDE # 007
3/11/2009
1:10 PM

Recording Requested By:

And When Recorded Mail To:
R. Donald McNeil
Ferrari Ottoboni Caputo & Wunderling LLP
333 W. Santa Clara St., Ste. 700
San Jose, CA 95113

GRANT DEED

The undersigned declares no documentary transfer tax is due. Deed transferred to a revocable trust and not pursuant to sale. Revenue & Taxation Code § 11930

Faye Johnson
FAYE JOHNSON

FOR NO CONSIDERATION, Faye Johnson, aka Faye Tonelli Johnson, who acquired title as Faye Arlene Tonelli

hereby GRANTS to Faye Johnson, or her successor, Trustee, the Faye Tonelli Johnson 1998 Revocable Trust dtd. 7-8-98, as amended

the following described real property in the City of San Jose, County of Santa Clara, State of California :

SEE EXHIBIT A ATTACHED HERETO AND MADE A PART HEREOF

Commonly known as: 1055 Commercial St.

APN: 241-10-003

Dated: 2-25-09

Faye Johnson
FAYE JOHNSON

Mail Tax Statements To: Faye Tonelli/Carole M. Keeton, 10150 Clayton Road, San Jose, CA 95127

ACKNOWLEDGMENT

STATE OF CALIFORNIA)

COUNTY OF SANTA CLARA)

On February 25, 2009, before me, Glenda R. Cunningham, Notary Public, personally appeared FAYE JOHNSON, who proved to me on the basis of satisfactory evidence to be the person whose name is subscribed to the within instrument, and acknowledged to me that she executed the same in her authorized capacity and that by her signature on the instrument the person executed the instrument.

I certify under PENALTY OF PERJURY under the laws of the State of California that the foregoing paragraph is true and correct.

WITNESS my hand and official seal.

Glenda R. Cunningham

GLENDA R. CUNNINGHAM
Commission # 1726260
Notary Public - California
Santa Clara County
My Comm. Expires Mar 20, 2011

BEGINNING at the Northernmost corner of that certain 5.11 acre tract of land described in the Deed from George Henry Ballou et ux, to Attilio Bocciardi et ux, dated May 8, 1940, recorded May 13, 1940 in Book 987 Official Records, page 151, Santa Clara County Records; thence from said point of beginning South 49° 28' 20" West along the Northwesterly line of said 5.11 acre tract 245.00 feet; thence at right angles South 40° 31' 40" East 80.00 feet; thence North 49° 28' 20" East and parrallel with the Northwesterly line of said 5.11 acre tract to the point of intersection thereof with the Northeasterly line of said 5.11 acre tract; thence North 48° 54' West along said last mentioned line to the point of beginning.

TOGETHER WITH and as appurtenant to and for the benefit of the above described parcel of land, and as appurtenant to and for the benefit of that certain 11.79 acre tract of land described in the Deed from Claude T. Kritzer et ux, to David Tonelli et ux, dated November 7, 1953, recorded November 18, 1953 in Book 2759 Official Records, page 377, Santa Clara County Records, a non-exclusive easement for the purpose of ingress and egress and for the installation and maintenance of public utilities over the following described parcel of land:

Beginning at a point on the Easterly line of San Jose-Oakland Road (100.00 feet in width), distant thereon South 07° 01' 30" East 213.98 feet from the Northwesterly corner of that certain 37.752 acre tract of land described in the Deed from Fortunato Pieracci et al, to George Wilson et ux, dated December 22, 1956, recorded December 31, 1956 in Book 3696 Official Records, page 253, Santa Clara County Records; thence North 82° 58' 30" East 181.24 feet; thence Easterly on a curve to the left with a radius of 250.00 feet through an angle of 33° 30' 10" for an arc distance of 146.18 feet; thence North 49° 28' 20" East and parallel with the Northwesterly line of said 37.752 acre tract 920.44 feet; thence North 40° 31' 40" West 40.00 feet to a point in the Northwesterly line of a proposed street (80.00 feet in width); thence North 49° 28' 20" East along the Northeasterly prolongation of said last mentioned line to the point of intersection thereof with a line which is parallel with and distant Westerly 80.00 feet at right angles from the Easterly line of that certain 28.25 acre tract of land described as Parcel One in the Deed from G. Lester Tarleton, et al., to P. Della Maggiore et al., dated January 8, 1931, recorded January 9, 1931 in Book 546 Official Records, page 451, Santa Clara County Records, and the true point of beginning of the tract of land to be described; thence from said true point of beginning North 08° 03' West along said last mentioned parallel line to the point of intersection thereof with the Northeasterly line of that certain 5.11 acre tract of land described in the Deed from George Henry Ballou et ux, to Attilio Bocciardi et ux, dated May 8, 1940, recorded May 13, 1940 in Book 987 Official Records, page 151, Santa Clara County Records; thence South 48° 54' East along the Northeasterly line of said 5.11 acre tract to the Northernmost corner of said 28.25 acre tract; thence South 08° 03' East along the Easterly line of said 28.25 acre tract to a point which bears North 49° 28' 20" East from the said true point of beginning; thence South 49° 28' 20" West to the true point of beginning.

ALSO TOGETHER WITH and as appurtenant to and for the benefit of the above described parcel of land, and as appurtenant to and for the benefit of that certain 11.79 acre tract of land described in the Deed from Claude T. Kritzer et ux, to David Tonelli et ux, dated November 7, 1953, recorded November 18,

1953 in Book 2759 Official Records, page 377, Santa Clara County Records, a non-exclusive easement for the purpose of ingress and egress over the following described parcel of land:

Beginning at a point on the Easterly line of San Jose-Oakland Road (100.00 feet in width), distant thereon South 07° 01' 30" East 213.98 feet from the Northwesterly corner of that certain 37.752 acre tract of land described in the Deed from Fortunato Pieracci et al., to George Wilson et ux, dated December 22, 1956, recorded December 31, 1956, in Book 3696 Official Records, page 253, Santa Clara County Records; thence North 82° 58' 30" East 181.24 feet; thence Easterly on a curve to the left with a radius of 250.00 feet through an angle of 33° 30' 10" for an arc distance of 146.18 feet; thence North 49° 28' 20" East and parallel with the Northwesterly line of said 37.752 acre tract 920.44 feet; thence North 40° 31' 40" West 40.00 feet to a point in the Northwesterly line of a proposed street (80.00 feet in width); thence North 49° 28' 20" East along the Northeasterly prolongation of said last mentioned line to the point of intersection thereof with a line which is parallel with and distant Westerly 80.00 feet at right angles from the Easterly line of that certain 28.25 acre tract of land described as Parcel One in the Deed from G. Lester Tarleton et al., to P. Della Maggiore et al, dated January 8, 1931, recorded January 9, 1931, in Book 546 Official Records, page 451, Santa Clara County Records; thence North 08° 03' West along said last-mentioned parallel line to the point of intersection thereof with a line which is parallel with and distant Southwesterly 40.00 feet at right angles from the Northeasterly line of that certain 5.11 acre tract of land described in the Deed from George Henry Ballou et ux, to Attilio Bocciardi et ux, dated May 8, 1940, recorded May 13, 1940 in Book 987 Official Records, page 151, Santa Clara County Records, and the true point of beginning of the tract of land to be described; thence from said true point of beginning continuing North 08° 03' West along said parallel line to the point of intersection thereof with the Northeasterly line of said 5.11 acre tract; thence North 48° 54' West along said last-mentioned line to the point of intersection thereof with a line which is parallel with and distant Southeasterly 80.00 feet at right angles from the Northwesterly line of said 5.11 acre tract; thence South 49° 28' 20" West along said last-mentioned parallel line 40 feet, more or less, to a point in a line which is parallel with and distant Southwesterly 40.00 feet at right angles from the Northeasterly line of said 40 acre tract; thence South 48° 54' East along said last-mentioned parallel line to the true point of beginning.

A non exclusive easement for the purpose of ingress and egress over a strip of land 40.00 feet in width the Southwesterly line of which is more particularly described as follows:

Beginning at a point in the Northwesterly line of Commercial Street 80.00 feet in width at the Easternmost corner of that certain tract of land described in the Deed from M.F. Daniels to Robert A. Fletscher and Lois P. Fletscher, his wife, joint tenants, dated November 18, 1959 and recorded December 10, 1959 in Book 4633 Official Records, Page 701; thence from said point of beginning North 40° 31/ 40" West along a Northeasterly line of land so described in the deed to said Robert A. Fletscher et ux for a distance of 280.00 feet to the Northernmost corner thereof in the Northwesterly line of that certain 37.752 acre tract of land described in the Deed from Fortunato Pieracci et al to George Wilson et ux, dated December 22, 1956, recorded December 31, 1956 in Book 3696 Official Records, Page 253, Santa Clara County Records and the terminus of said easement.

Said easement is granted as appurtenant to and for the benefit of that certain 11.79 acre tract of land described in the Deed from Clause T. Kritzer et ux, to David Tonelli et ux, dated November 17, 1953, recorded November 18, 1953 in Book 2759 Official Records, page 377, Santa Clara County Records.

APN: 241-10-003

DOCUMENT: 20276961

Pages: 6

Fees.. . 34.00
Taxes. .
Copies
AMT PAID 34.00

REGINA ALCOMENDRAS
SANTA CLARA COUNTY RECORDER
Recorded at the request of
Attorney

RDE # 004
6/02/2009
2:55 PM

Recording Requested By:

And When Recorded Mail To:
R. Donald McNeil
Ferrari Ottoboni Caputo & Wunderling LLP
333 W. Santa Clara St., Ste. 700
San Jose, CA 95113

GRANT DEED

The undersigned declares no documentary transfer tax is due. Deed transferred to a revocable trust and not pursuant to sale. Revenue & Taxation Code § 11930.

Faye Johnson
FAYE JOHNSON

FOR NO CONSIDERATION, Faye Johnson, aka Faye Tonelli Johnson

hereby GRANTS to Faye Tonelli Johnson, or her successor, Trustee, the Faye Tonelli Johnson 1998 Revocable Trust dtd. 7-8-98, as amended

the following described real property in the City of San Jose, County of Santa Clara, State of California :

SEE EXHIBIT A ATTACHED HERETO AND MADE A PART HEREOF

Commonly known as: 1055 Commercial St.

APN: 241-10-002

Dated:

Faye Johnson
FAYE JOHNSON

Mail Tax Statements To: Faye Tonelli/Carole M. Keeton, 10150 Clayton Road, San Jose, CA 95127

STATE OF CALIFORNIA)

COUNTY OF Santa Clara

On 5-26-09, before me Glenda R. Cunningham, Notary Public, personally appeared , FAYE JOHNSON, AKA FAYE TONELLI JOHNSON, who proved to me on the basis of satisfactory evidence to be the person whose name is subscribed to the within instrument and acknowledged to me that she executed the same in her authorized capacity and that by her signature on the instrument the person executed this instrument.

I certify under PENALTY OF PERJURY under the laws of the State of California that the foregoing paragraph is true and correct.

WITNESS my hand and official seal.

Glenda R. Cunningham

GLENDA R. CUNNINGHAM
Commission # 1726260
Notary Public - California
Santa Clara County
My Comm. Expires Mar 20, 2011

EXHIBIT "A"

EXHIBIT "A"

LEGAL DESCRIPTION

Real property in the City of San Jose, County of Santa Clara, State of California, described as follows:

PARCEL ONE:

BEGINNING AT A 3/4 INCH IRON PIPE IN THE LINE BETWEEN THE LANDS OF BALLOU AND THE ALISAL TRACT NO.1; SAID 3/4 INCH PIPE BEING THE MOST NORTHERLY CORNER OF THAT CERTAIN 11.51 ACRE TRACT OF LAND CONVEYED BY GEORGE H. BALLOU, ET UX, TO JOSEPH LUCCHESSI, ET AL, AS RECORDED ON JANUARY 18, 1938, RECORDS OF SANTA CLARA COUNTY, CALIFORNIA, AND RUNNING THENCE ALONG THE NORTHWESTERLY LINE OF SAID LANDS OF BALLOU NORTH 49° 30' EAST 89.6 FEET; THENCE NORTH 49° 24' EAST 549.9 FEET TO THE MOST NORTHERLY CORNER OF SAID LANDS OF BALLOU, IN THE CENTER OF THE CHANNEL OF THE COYOTE CREEK; THENCE ALONG SAID CHANNEL AND ALONG THE NORTHEASTERLY LINE OF SAID LANDS OF BALLOU SOUTH 45° 57' EAST 839.1 FEET TO THE MOST EASTERLY CORNER OF SAID LANDS OF BALLOU; THENCE ALONG THE SOUTHEASTERLY LINE OF THE LANDS OF BALLOU, SOUTH 49° 30' WEST 592.7 FEET TO A 4 INCH X 4 INCH STAKE DESIGNATED AS "C"; THENCE RUNNING NORTH 48° 54' WEST 468.75 FEET TO A ONE INCH PIPE AT THE MOST EASTERLY CORNER OF THE AFOREMENTIONED 11.51 ACRE TRACT; THENCE ALONG THE NORTHEASTERLY LINE OF SAID 11.51 ACRE TRACT NORTH 49° 23' WEST 375.2 FEET TO THE PLACE OF BEGINNING, CONTAINING 11.79 ACRES, AND BEING A PORTION OF THE 500 ACRE LOT 18, CITY OF SAN JOSE LANDS, SANTA CLARA COUNTY, CALIFORNIA.

EXCEPTING THEREFROM THAT CERTAIN TRACT OF LAND DESCRIBED IN FINAL ORDER OF CONDEMNATION RECORDED DECEMBER 29,1958, IN BOOK 4273 OF OFFICIAL RECORDS, PAGE 256, AS FOLLOWS:

COMMENCING AT THE MOST NORTHERLY CORNER OF SAID PARCEL; THENCE ALONG THE NORTHWESTERLY LINE OF SAID PARCEL, SOUTH 50° 14' 32",549.87 FEET TO THE MOST EASTERLY CORNER OF LOT 16, AS SAID LOT IS SHOWN ON THAT CERTAIN MAP ENTITLED, MAP OF THE ALISAL TRACT NO.1, FILED DECEMBER 2, 1910 IN BOOK "N" OF MAPS, PAGE 16, IN THE OFFICE OF THE RECORDER OF SANTA CLARA COUNTY; THENCE ALONG THE NORTHEASTERLY PROJECTION OF THE SOUTHEASTERLY LINE OF SAID LOT, NORTH 50° 20' 32" EAST 89.38 FEET; THENCE ALONG A TANGENT CURVE TO THE RIGHT WITH A RADIUS OF 357.22 FEET, THROUGH AN ANGLE OF 83° 25' 00" AN ARC LENGTH OF 52.03 FEET; THENCE SOUTH 46° 14' 28 EAST 521.49 FEET TO THE SOUTHEASTERLY LINE OF SAID PARCEL; THENCE ALONG LAST SAID LINE, NORTH 50° 20' 32" EAST 125.54 FEET TO THE NORTHEASTERLY LINE OF SAID PARCEL; THENCE ALONG LAST SAID LINE NORTH 45° 06' 28" WEST 839.06 FEET TO THE POINT OF COMMENCEMENT.

PARCEL TWO:

A NON-EXCLUSIVE EASEMENT FOR THE PURPOSE OF INGRESS AND EGRESS AND FOR THE INSTALLATION AND MAINTENANCE OF PUBLIC UTILITIES APPURTENANT TO PARCEL 1 ABOVE DESCRIBED, OVER THE FOLLOWING DESCRIBED PARCEL OF LAND:

BEGINNING AT A POINT ON THE EASTERLY LINE OF SAN JOSE-OAKLAND ROAD (100.00 FEET IN WIDTH) DISTANT THEREON. SOUTH 07° 01' 30" EAST 213.98 FEET FROM THE NORTHWESTERLY CORNER OF THAT CERTAIN 37.752 ACRE TRACT OF LAND DESCRIBED IN THE DEED FROM FORTUNATO PIERACCI, ET AL, TO GEORGE WILSON, ET UX, DATED DECEMBER 22, 1956, RECORDED DECEMBER 31, 1956 IN BOOK 3696 OF OFFICIAL RECORDS, PAGE 253, SANTA CLARA COUNTY RECORDS; THENCE NORTH 82° 58' 30" EAST 181.24 FEET; THENCE EASTERLY ON A CURVE TO THE LEFT WITH A RADIUS OF 250.00 FEET THROUGH AN ANGLE OF 33° 30' 10" FOR AN ARC DISTANCE OF 146.18 FEET; THENCE NORTH 49° 28' 20" EAST AND PARALLEL WITH THE NORTHWESTERLY LINE OF SAID 37.752 ACRE TRACT, 920.44 FEET; THENCE NORTH 40° 31' 40" WEST 40.00 FEET TO A POINT IN THE NORTHWESTERLY LINE OF A PROPOSED STREET (80.00 FEET IN WIDTH); THENCE NORTH 49° 28' 20" EAST ALONG THE NORTHEASTERLY PROLONGATION OF SAID LAST MENTIONED LINE TO THE POINT OF INTERSECTION THEREOF WITH A LINE WHICH IS PARALLEL WITH A DISTANT WESTERLY 80.00 FEET AT A RIGHT

ANGLES FROM THE EASTERLY LINE OF THAT CERTAIN 28.25 ACRE TRACT OF LAND DESCRIBED AS PARCELONE, IN THE DEED FROM G. LESTER TARLETON, ET AL TO P. DELLA MAGGOIRE, ET AL, DATED JANUARY 8, 1931, RECORDED JANUARY 9, 1931 IN BOOK 546 OF OFFICIAL RECORDS, PAGE 451, SANTA CLARA COUNTY RECORDS, AND THE TRUE POINT OF BEGINNING OF THE TRACT OF LAND TO BE DESCRIBED; THENCE FROM SAID TRUE POINT OF BEGINNING NORTH 08° 03' WEST ALONG SAID LAST MENTIONED PARALLEL LINE TO THE POINT OF BEGINNING, NORTH 08° 03' WEST ALONG SAID LAST MENTIONED PARALLEL LINE TO THE POINT OF INTERSECTION THEREOF WITH THE NORTHEASTERLY LINE OF THAT CERTAIN 5.11 ACRE TRACT OF LAND DESCRIBED IN THE DEED FROM GEORGE HENRY BALLOU, ET UX, TO ATTILIO BOCCIARDI, ET UX, DATED MAY 8, 1940, RECORDED MAY 13, 1940 IN BOOK 987 OF OFFICIAL RECORDS, PAGE 151, SANTA CLARA COUNTY RECORDS; THENCE NORTH 48° 54' EAST ALONG THE NORTHEASTERLY LINE OF SAID 5.11 ACRE TRACT TO THE NORTHERNMOST CORNER OF SAID 28.25 ACRE TRACT, THENCE SOUTH 08° 03' EAST ALONG THE EASTERLY LINE OF SAID 28.25 ACRE TRACT TO A POINT WHICH BEARS NORTH 49° 28' 20" EAST FROM THE SAID TRUE POINT OF BEGINNING; THENCE SOUTH 49° 28' 20" WEST, TO THE TRUE POINT OF BEGINNING.

PARCEL THREE:

A NON-EXCLUSIVE EASEMENT FOR THE PURPOSE OF INGRESS AND EGRESS APPURTENANT TO PARCEL 1 ABOVE DESCRIBED OVER THE FOLLOWING DESCRIBED PARCEL OF LAND:

BEGINNING AT A POINT ON THE EASTERLY LINE OF SAN JOSE-OAKLAND ROAD (100.00 FEET IN WIDTH) DISTANT THEREON SOUTH 07° 01' 30" EAST 213.98 FEET FROM THE NORTHWESTERLY CORNER OF THAT CERTAIN 37.752 ACRE TRACT OF LAND DESCRIBED IN THE DEED FROM FORTUNATO PIERACCI, ET AL, TO GEORGE WILSON, ET UX, DATED DECEMBER 22, 1956, RECORDED DECEMBER 31, 1956 IN BOOK 3696 OF OFFICIAL RECORDS, PAGE 253, SANTA CLARA COUNTY RECORDS; THENCE NORTH 82° 58' 30" EAST 181.24 FEET; THENCE EASTERLY ON A CURVE TO THE LEFT WITH A RADIUS OF 250.00 FEET THROUGH AN ANGLE OF 33° 30' 10" FOR AN ARC DISTANCE OF 146.18 FEET; THENCE NORTH 49° 28' 20" EAST AND PARALLEL WITH THE NORTHWESTERLY LINE OF SAID 37.752 ACRE TRACT, 920.44 FEET; THENCE NORTH 40° 31' 40" WEST 40.00 FEET TO A POINT IN THE NORTHWESTERLY LINE OF A PROPOSED STREET (80.00 FEET IN WIDTH); THENCE NORTH 49° 28' 20" EAST ALONG THE NORTHEASTERLY PROLONGATION OF SAID LAST MENTIONED LINE TO THE POINT OF INTERSECTION THEREOF WITH A LINE WHICH IS PARALLEL WITH A DISTANT WESTERLY 80.00 FEET AT A RIGHT ANGLES FROM THE EASTERLY LINE OF THAT CERTAIN 28.25 ACRE TRACT OF LAND DESCRIBED AS PARCEL ONE, IN THE DEED FROM G. LESTER TARLETON, ET AL TO P. DELLA MAGGOIRE, ET AL, DATED JANUARY 8, 1931, RECORDED JANUARY 9, 1931 IN BOOK 546 OF OFFICIAL RECORDS, PAGE 451, SANTA CLARA COUNTY RECORDS, THENCE NORTH 08° 03' WEST ALONG SAID LAST MENTIONED PARALLEL LINE TO THE POINT OF INTERSECTION THEREOF WITH A LINE WHICH IS PARALLEL WITH AND DISTANT SOUTHWESTERLY 40.00 FEET AT RIGHT ANGLES FROM THE NORTHEASTERLY LINE OF THAT CERTAIN 5.11 ACRE TRACT OF LAND DESCRIBED IN THE DEED FROM GEORGE HENRY BALLOU, ET UX, TO ATTILIO BOCCIARDI, ET UX, DATED MAY 8, 1940, RECORDED MAY 13, 1940 IN BOOK 987 OF OFFICIAL RECORDS, PAGE 151, SANTA CLARA COUNTY RECORDS, AND THE TRUE POINT OF BEGINNING OF THE TRACT OF LAND TO BE DESCRIBED; THENCE FROM SAID TRUE POINT OF BEGINNING, CONTINUING NORTH 09° 03' WEST ALONG SAID PARALLEL LINE TO THE POINT OF INTERSECTION THEREOF WITH THE NORTHEASTERLY LINE OF SAID 5.11 ACRE TRACT; THENCE NORTH 49° 54' WEST ALONG SAID LAST MENTIONED LINE TO BE THE POINT OF INTERSECTION THEREOF WITH A LINE WHICH IS PARALLEL WITH AND DISTANT SOUTHEASTERLY 80.00 FEET AT RIGHT ANGLES FROM THE NORTHWESTERLY LINE OF SAID 5.11 ACRE TRACT; THENCE SOUTH 49° 28' 20" WEST ALONG SAID LAST-MENTIONED PARALLEL LINE 40 FEET, MORE OR LESS TO A POINT IN A LINE WHICH IS PARALLEL WITH AND DISTANT SOUTHWESTERLY 40.00 FEET AT RIGHT ANGLES FROM THE NORTHEASTERLY LINE OF SAID 5.11 ACRE TRACT; THENCE SOUTH 48° 54' EAST ALONG SAID LAST-MENTIONED PARALLEL LINE TO THE TRUE POINT OF BEGINNING.

PARCEL FOUR:

AN EASEMENT FOR INGRESS AND EGRESS AND THE INSTALLATION AND MAINTENANCE OF PUBLIC UTILITIES OVER ALL THAT PORTION OF THE PARCEL OF LAND DESCRIBE IN THE DEED FROM M. F. DANIELS, ET AL, TO DAVID TONELLI, ET UX, RECORDED DECEMBER 10,1959 IN BOOK 4633 OF OFFICIAL

RECORDS, PAGE 618, SANTA CLARA COUNTY RECORDS, LYING NORTHERLY OF COMMERCIAL STREET, AS SAID STREET AND EASEMENT ARE SHOWN UPON THE MAP OF TRACT NO. 3379, WHICH MAP WAS FILED IN THE OFFICE OF THE RECORDER OF THE COUNTY OF SANTA CLARA, STATE OF CALIFORNIA, ON JUNE 7, 1963 IN BOOK 162 OF MAPS, PAGE 9.

PARCEL FIVE:

AN EASEMENT GRANTED TO THE CITY OF SAN JOSE, A MUNICIPAL CORPORATION, RECORDED ON DECEMBER 11, 1959, IN BOOK 4635 OF OFFICIAL RECORDS AT PAGE 383, INSTRUMENT NO. 1738323, RECORDS OF SANTA CLARA COUNTY, FOR THE PURPOSE OF THE INSTALLATION AND MAINTENANCE OF STORM DRAINAGE FACILITIES, AFFECTS THE SOUTHEASTERLY LINE OF WHICH IS MORE PARTICULARLY DESCRIBED AS FOLLOWS:

BEGINNING AT A 4 INCH STAKE DESIGNATED "C" AT THE SOUTHERNMOST CORNER OF THAT CERTAIN 11.79 ACRE TRACT OF LAND DESCRIBED IN THE DEED FROM JOHN S. ANDERSON, ET UX, TO ATTILIO SOCCIARDI, ET UX, DATED OCTOBER 10, 1951, RECORDED OCTOBER 11, 1951 IN BOOK 2299 O.R., PAGE 160; THENCE FROM SAID POINT OF BEGINNING NORTH 49° 30' EAST ALONG THE SOUTHEASTERLY LINE OF SAID 11.79 ACRE TRACT FOR A DISTANCE OF 467 FEET, MORE OR LESS, TO THE SOUTHERN CORNER OF THAT CERTAIN 3.048 ACRE TRACT OF LAND DESCRIBED IN THE FINAL ORDER OF CONDEMNATION ENTERED ON DECEMBER 22, 1958 IN PROCEEDINGS HAD IN THE SUPERIOR COURT OF THE STATE OF CALIFORNIA, IN AND FOR THE COUNTY OF SANTA CLARA, ENTITLED, "THE PEOPLE OF THE STATE OF CALIFORNIA, ACTING BY AND THROUGH THE DEPARTMENT OF PUBLIC WORKS, VS. ANGELO PERA, DAVID TONELLI, ET AL," CASE NO. 106532, A CERTIFIED COPY OF WHICH AS RECORDED ON DECEMBER 29, 1958 IN BOOK 4273 OFFICIAL RECORDS, PAGE 256 AND THE TERMINUS OF SAID EASEMENT.

PARCEL SIX:

AN EASEMENT GRANTED TO THE CITY OF SAN JOSE, A MUNICIPAL CORPORATION OF THE STATE OF CALIFORNIA, RECORDED ON SEPTEMBER 21, 1962, IN BOOK 5728 OF OFFICIAL RECORDS AT PAGE 327, INSTRUMENT NO. 2264477, RECORDS OF SANTA CLARA, FOR THE PURPOSE OF A PERPETUAL RIGHT AND EASEMENT TO CONSTRUCT, MAINTAIN, INSTALL, REPAIR, RENEW, REPLACE, OPERATE AND USE A STORM SEWER PIPE LINE, OR LINES AND APPURTENANCES OF ANY SIZE OF MATERIALS, IN, UPON, OVER AND/OR THROUGH, AFFECTS: A STRIP OF LAND OF UNIFORM WIDTH OF TWENTY (20) FEET, MORE PARTICULARLY DESCRIBED AS FOLLOWS:

BEGINNING AT THE MOST WESTERLY CORNER OF THAT CERTAIN PARCEL OF LAND CONVEYED BY WIDAN COMPANY, INC., A CORPORATION, ET AL TO ALISSA DEVELOPMENT CORPORATION, BY DEED RECORDED IN BOOK 4633 AT PAGE 620, OFFICIAL RECORDS OF SANTA CLARA COUNTY; THENCE ALONG THE MOST SOUTHWESTERLY LINE OF SAID PARCEL CONVEYED TO ALISSA DEVELOPMENT CORPORATION, SOUTH 40° 31' 40' EAST 310.00 FEET TO A POINT, SAID POINT BEING THE TRUE POINT OF BEGINNING, AND BEING DISJANT ALONG SAID SOUTHWESTERLY LINE NORTH 40° 31' 40" WEST 10.00 FEET FROM THE SOUTHWESTERLY CORNER OF SAID PARCEL CONVEYED TO ALISSA DEVELOPMENT CORPORATION THENCE RUNNING PARALLEL WITH AND DISTANT 10.00 NORTHWESTERLY MEASURED AT RIGHT ANGLES FROM THE SOUTHEASTERLY LINE OF SAID PARCEL CONVEYED TO ALISSA DEVELOPMENT CORPORATION NORTH 49° 28' 20" EAST 561.70 FEET TO A POINT BEING DISTANT 20.00 FEET WESTERLY MEASURED AT RIGHT ANGLES FROM THE MOST EASTERLY LINE THEREOF; THENCE RUNNING PARALLEL WITH AND DISTANT 20.00 FEET WESTERLY MEASURED AT RIGHT ANGLES FROM THE MOST EASTERLY LINE OF SAID PARCEL CONVEYED TO ALISSA DEVELOPMENT CORPORATION NORTH 8° 03' 00" WEST 330.74 FEET; THENCE LEAVING SAID PARALLEL LINE NORTH 49° 28' 20" EAST 15.96 FEET TO A POINT IN THE NORTHEASTERLY LINE OF SAID PARCEL CONVEYED TO ALISSA DEVELOPMENT CORPORATION THENCE ALONG NORTHEASTERLY LINE SOUTH 48° 54' 00" EAST 10.00 FEET TO A 4"X4" STAKE AT THE MOST EASTERLY CORNER OF SAID PARCEL CONVEYED TO ALISSA DEVELOPMENT CORPORATION; THENCE ALONG THE EASTERLY LINE OF SAID PARCEL AND THE SOUTHERLY PROLONGATION THEREOF, SOUTH 8° 03' 00" EAST 342.72 FEET TO A POINT BEING DISTANT 10.00 FEET SOUTHEASTERLY MEASURED AT RIGHT ANGLES FROM THE SOUTHEASTERLY LINE OF SAID PARCEL CONVEYED TO ALISSA DEVELOPMENT CORPORATION; THENCE RUNNING PARALLEL WITH AND DISTANT

10.00 FEET SOUTHEASTERLY MEASURED AT RIGHT ANGLES THEREFROM SOUTH 49° 28' 20" WEST 572.68 FEET TO A POINT IN THE SOUTHEASTERLY PROLONGATION OF THE AFORESAID SOUTHWESTERLY LINE OF SAID PARCEL CONVEYED TO ALISSA DEVELOPMENT CORPORATION; THENCE ALONG SAID SOUTHEASTERLY PROLONGED LINE AND SAID SOUTHWESTERLY LINE, NORTH 40° 31' 40" WEST 20.00 FEET TO THE TRUE POINT OF BEGINNING OF THIS DESCRIPTION.

TOGETHER WITH THE PERPETUAL RIGHT AND EASEMENT TO DISCHARGE AND CONDUCT, STORM AND SURFACE DRAINAGE WATERS THROUGH SAID STORM SEWER LINE OR LINES, AND TO USE AND OCCUPY SAID REAL PROPERTY FOR SAID PURPOSES; AND TOGETHER WITH THE FURTHER RIGHT TO ENTER UPON AND THE SUFFICIENT OF THE LANDS ADJACENT TO AND WESTERLY OF THE HEREINABOVE DESCRIBED REAL PROPERTY, NOT TO EXCEED A STRIP FORTY (40) FEET IN WIDTH AS IS NECESSARY OR CONVENIENT FOR THE PROPERTY AND EFFICIENT DURING THE INmAL CONSTRUCTION OR. INSTALLATION OF A STORM SEWER PIPE LINE OR LINES WITHIN SAID HEREINABOVE DESCRIBED REAL PROPERTY AND TOGETHER WITH THE FURTHER RIGHT TO REMOVE ALL TREES AND/OR BRUSH LOCATED WITHIN SAID HEREINABOVE DESCRIBED REAL PROPERTY.

TOGETHER WITH ALL RIGHTS-OF-WAY APPURTENANT AND OIL RIGHTS GRANTED TO GRANTORS IN THAT CERTAIN DEED RECORDED IN THE OFFICE OF THE COUNTY RECORDER OF THE COUNTY OF SANTA CLARA, STATE OF CALIFORNIA, ON THE 30TH DAY OF APRIL 1953, IN VOLUME 2633 OF OFFICIAL RECORDS, PAGE 126.

APN: 241-10-002

First American Title Company
Escrow No.: 367654

DOCUMENT: 20311622

Pages: 6

Fees.... 34 00
Taxes.
Copies
AMT PAID 34.00

REGINA ALCOMENDRAS
SANTA CLARA COUNTY RECORDER
Recorded at the request of
First American Title Company

RDE # 008
6/25/2009
8:00 AM

Recording Requested By:

And When Recorded Mail To:
R. Donald McNeil
Ferrari Ottoboni Caputo & Wunderling LLP
333 W. Santa Clara St., Ste. 700
San Jose, CA 95113

GRANT DEED

This is a correction deed to correct the grantor, recorded June 2, 2009 as Instrument No. 20276961.

Faye Johnson
FAYE JOHNSON

FOR NO CONSIDERATION, Faye Johnson, a single woman, aka Faye Tonelli Johnson, who acquired title as Faye Arlene Tonelli,

hereby GRANTS to Faye Tonelli Johnson, or her successor, Trustee, the Faye Tonelli Johnson 1998 Revocable Trust dtd. 7-8-98, as amended

the following described real property in the City of San Jose, County of Santa Clara, State of California :

SEE EXHIBIT A ATTACHED HERETO AND MADE A PART HEREOF

Commonly known as: 1055 Commercial St.

APN: 241-10-002

Dated: 6-22-09

Faye Johnson
FAYE JOHNSON

Mail Tax Statements To: Faye Tonelli Johnson, 10150 Clayton Road, San Jose, CA 95127

STATE OF CALIFORNIA)

COUNTY OF Santa Clara)

On 6-22-09, before me, Glenda R. Cunningham, Notary Public, personally appeared , FAYE JOHNSON, AKA FAYE TONELLI JOHNSON, who proved to me on the basis of satisfactory evidence to be the person whose name is subscribed to the within instrument and acknowledged to me that she executed the same in her authorized capacity and that by her signature on the instrument the person executed this instrument.

I certify under PENALTY OF PERJURY under the laws of the State of California that the foregoing paragraph is true and correct.

WITNESS my hand and official seal.

Glenda R. Cunningham

GLENDA R. CUNNINGHAM
Commission # 1726260
Notary Public - California
Santa Clara County
My Comm. Expires Mar 20, 2011

EXHIBIT "A"

EXHIBIT "A"

LEGAL DESCRIPTION

Real property in the City of San Jose, County of Santa Clara, State of California, described as follows:

PARCEL ONE:

BEGINNING AT A 3/4 INCH IRON PIPE IN THE LINE BETWEEN THE LANDS OF BALLOU AND THE ALISAL TRACT NO.1; SAID 3/4 INCH PIPE BEING THE MOST NORTHERLY CORNER OF THAT CERTAIN 11.51 ACRE TRACT OF LAND CONVEYED BY GEORGE H. BALLOU, ET UX, TO JOSEPH LUCCHESSI, ET AL, AS RECORDED ON JANUARY 18, 1938, RECORDS OF SANTA CLARA COUNTY, CALIFORNIA, AND RUNNING THENCE ALONG THE NORTHWESTERLY LINE OF SAID LANDS OF BALLOU NORTH 49° 30' EAST 89.6 FEET; THENCE NORTH 49° 24' EAST 549.9 FEET TO THE MOST NORTHERLY CORNER OF SAID LANDS OF BALLOU, IN THE CENTER OF THE CHANNEL OF THE COYOTE CREEK; THENCE ALONG SAID CHANNEL AND ALONG THE NORTHEASTERLY LINE OF SAID LANDS OF BALLOU SOUTH 45° 57' EAST 839.1 FEET TO THE MOST EASTERLY CORNER OF SAID LANDS OF BALLOU; THENCE ALONG THE SOUTHEASTERLY LINE OF THE LANDS OF BALLOU, SOUTH 49° 30' WEST 592.7 FEET TO A 4 INCH X 4 INCH STAKE DESIGNATED AS "C"; THENCE RUNNING NORTH 48° 54' WEST 468.75 FEET TO A ONE INCH PIPE AT THE MOST EASTERLY CORNER OF THE AFOREMENTIONED 11.51 ACRE TRACT; THENCE ALONG THE NORTHEASTERLY LINE OF SAID 11.51 ACRE TRACT NORTH 49° 23' WEST 375.2 FEET TO THE PLACE OF BEGINNING, CONTAINING 11.79 ACRES, AND BEING A PORTION OF THE 500 ACRE LOT 18, CITY OF SAN JOSE LANDS, SANTA CLARA COUNTY, CALIFORNIA.

EXCEPTING THEREFROM THAT CERTAIN TRACT OF LAND DESCRIBED IN FINAL ORDER OF CONDEMNATION RECORDED DECEMBER 29,1958, IN BOOK 4273 OF OFFICIAL RECORDS, PAGE 256, AS FOLLOWS:

COMMENCING AT THE MOST NORTHERLY CORNER OF SAID PARCEL; THENCE ALONG THE NORTHWESTERLY LINE OF SAID PARCEL, SOUTH 50° 14' 32",549.87 FEET TO THE MOST EASTERLY CORNER OF LOT 16, AS SAID LOT IS SHOWN ON THAT CERTAIN MAP ENTITLED, MAP OF THE ALISAL TRACT NO.1, FILED DECEMBER 2, 1910 IN BOOK "N" OF MAPS, PAGE 16, IN THE OFFICE OF THE RECORDER OF SANTA CLARA COUNTY; THENCE ALONG THE NORTHEASTERLY PROJECTION OF THE SOUTHEASTERLY LINE OF SAID LOT, NORTH 50° 20' 32" EAST 89.38 FEET; THENCE ALONG A TANGENT CURVE TO THE RIGHT WITH A RADIUS OF 357.22 FEET, THROUGH AN ANGLE OF 83° 25' 00" AN ARC LENGTH OF 52.03 FEET; THENCE SOUTH 46° 14' 28 EAST 521.49 FEET TO THE SOUTHEASTERLY LINE OF SAID PARCEL; THENCE ALONG LAST SAID LINE, NORTH 50° 20' 32" EAST 125.54 FEET TO THE NORTHEASTERLY LINE OF SAID PARCEL; THENCE ALONG LAST SAID LINE NORTH 45° 06' 28" WEST 839.06 FEET TO THE POINT OF COMMENCEMENT.

PARCEL TWO:

A NON-EXCLUSIVE EASEMENT FOR THE PURPOSE OF INGRESS AND EGRESS AND FOR THE INSTALLATION AND MAINTENANCE OF PUBLIC UTILITIES APPURTENANT TO PARCEL 1 ABOVE DESCRIBED, OVER THE FOLLOWING DESCRIBED PARCEL OF LAND:

BEGINNING AT A POINT ON THE EASTERLY LINE OF SAN JOSE-OAKLAND ROAD (100.00 FEET IN WIDTH) DISTANT THEREON. SOUTH 07° 01' 30" EAST 213.98 FEET FROM THE NORTHWESTERLY CORNER OF THAT CERTAIN 37.752 ACRE TRACT OF LAND DESCRIBED IN THE DEED FROM FORTUNATO PIERACCI, ET AL, TO GEORGE WILSON, ET UX, DATED DECEMBER 22, 1956, RECORDED DECEMBER 31, 1956 IN BOOK 3696 OF OFFICIAL RECORDS, PAGE 253, SANTA CLARA COUNTY RECORDS; THENCE NORTH 82° 58' 30" EAST 181.24 FEET; THENCE EASTERLY ON A CURVE TO THE LEFT WITH A RADIUS OF 250.00 FEET THROUGH AN ANGLE OF 33° 30' 10" FOR AN ARC DISTANCE OF 146.18 FEET; THENCE NORTH 49° 28' 20" EAST AND PARALLEL WITH THE NORTHWESTERLY LINE OF SAID 37.752 ACRE TRACT, 920.44 FEET; THENCE NORTH 40° 31' 40" WEST 40.00 FEET TO A POINT IN THE NORTHWESTERLY LINE OF A PROPOSED STREET (80.00 FEET IN WIDTH); THENCE NORTH 49° 28' 20" EAST ALONG THE NORTHEASTERLY PROLONGATION OF SAID LAST MENTIONED LINE TO THE POINT OF INTERSECTION THEREOF WITH A LINE WHICH IS PARALLEL WITH A DISTANT WESTERLY 80.00 FEET AT A RIGHT

ANGLES FROM THE EASTERLY LINE OF THAT CERTAIN 28.25 ACRE TRACT OF LAND DESCRIBED AS PARCELONE, IN THE DEED FROM G. LESTER TARLETON, ET AL TO P. DELLA MAGGOIRE, ET AL, DATED JANUARY 8, 1931, RECORDED JANUARY 9, 1931 IN BOOK 546 OF OFFICIAL RECORDS, PAGE 451, SANTA CLARA COUNTY RECORDS, AND THE TRUE POINT OF BEGINNING OF THE TRACT OF LAND TO BE DESCRIBED; THENCE FROM SAID TRUE POINT OF BEGINNING NORTH 08° 03' WEST ALONG SAID LAST MENTIONED PARALLEL LINE TO THE POINT OF BEGINNING, NORTH 08° 03' WEST ALONG SAID LAST MENTIONED PARALLEL LINE TO THE POINT OF INTERSECTION THEREOF WITH THE NORTHEASTERLY LINE OF THAT CERTAIN 5.11 ACRE TRACT OF LAND DESCRIBED IN THE DEED FROM GEORGE HENRY BALLOU, ET UX, TO ATTILIO BOCCIARDI, ET UX, DATED MAY 8, 1940, RECORDED MAY 13, 1940 IN BOOK 987 OF OFFICIAL RECORDS, PAGE 151, SANTA CLARA COUNTY RECORDS; THENCE NORTH 48° 54' EAST ALONG THE NORTHEASTERLY LINE OF SAID 5.11 ACRE TRACT TO THE NORTHERNMOST CORNER OF SAID 28.25 ACRE TRACT, THENCE SOUTH 08° 03' EAST ALONG THE EASTERLY LINE OF SAID 28.25 ACRE TRACT TD A POINT WHICH BEARS NORTH 49° 28' 20" EAST FROM THE SAID TRUE POINT OF BEGINNING; THENCE SOUTH 49° 28' 20" WEST, TO THE TRUE POINT OF BEGINNING.

PARCEL THREE:

A NON-EXCLUSIVE EASEMENT FOR THE PURPOSE OF INGRESS AND EGRESS APPURTENANT TO PARCEL 1 ABOVE DESCRIBED OVER THE FOLLOWING DESCRIBED PARCEL OF LAND:

BEGINNING AT A POINT ON THE EASTERLY LINE OF SAN JOSE-OAKLAND ROAD (100.00 FEET IN WIDTH) DISTANT THEREON SOUTH 07° 01' 30" EAST 213.98 FEET FROM THE NORTHWESTERLY CORNER OF THAT CERTAIN 37.752 ACRE TRACT OF LAND DESCRIBED IN THE DEED FROM FORTUNATO PIERACCI, ET AL, TO GEORGE WILSON, ET UX, DATED DECEMBER 22, 1956, RECORDED DECEMBER 31, 1956 IN BOOK 3696 OF OFFICIAL RECORDS, PAGE 253, SANTA CLARA COUNTY RECORDS; THENCE NORTH 82° 58' 30" EAST 181.24 FEET; THENCE EASTERLY ON A CURVE TO THE LEFT WITH A RADIUS OF 250.00 FEET THROUGH AN ANGLE OF 33° 30' 10" FOR AN ARC DISTANCE OF 146.18 FEET; THENCE NORTH 49° 28' 20" EAST AND PARALLEL WITH THE NORTHWESTERLY LINE OF SAID 37.752 ACRE TRACT, 920.44 FEET; THENCE NORTH 40° 31' 40" WEST 40.00 FEET TO A POINT IN THE NORTHWESTERLY LINE OF A PROPOSED STREET (80.00 FEET IN WIDTH); THENCE NORTH 49° 28' 20" EAST ALONG THE NORTHEASTERLY PROLONGATION OF SAID LAST MENTIONED LINE TO THE POINT OF INTERSECTION THEREOF WITH A LINE WHICH IS PARALLEL WITH A DISTANT WESTERLY 80.00 FEET AT A RIGHT ANGLES FROM THE EASTERLY LINE OF THAT CERTAIN 28.25 ACRE TRACT OF LAND DESCRIBED AS PARCEL ONE, IN THE DEED FROM G. LESTER TARLETON, ET AL TO P. DELLA MAGGOIRE, ET AL, DATED JANUARY 8, 1931, RECORDED JANUARY 9, 1931 IN BOOK 546 OF OFFICIAL RECORDS, PAGE 451, SANTA CLARA COUNTY RECORDS, THENCE NORTH 08° 03' WEST ALONG SAID LAST MENTIONED PARALLEL LINE TO THE POINT OF INTERSECTION THEREOF WITH A LINE WHICH IS PARALLEL WITH AND DISTANT SOUTHWESTERLY 40.00 FEET AT RIGHT ANGLES FROM THE NORTHEASTERLY LINE OF THAT CERTAIN 5.11 ACRE TRACT OF LAND DESCRIBED IN THE DEED FROM GEORGE HENRY BALLOU, ET UX, TO ATTILIO BOCCIARDI, ET UX, DATED MAY 8, 1940, RECORDED MAY 13, 1940 IN BOOK 987 OF OFFICIAL RECORDS, PAGE 151, SANTA CLARA COUNTY RECORDS, AND THE TRUE POINT OF BEGINNING OF THE TRACT OF LAND TO BE DESCRIBED; THENCE FROM SAID TRUE POINT OF BEGINNING, CONTINUING NORTH 09° 03' WEST ALONG SAID PARALLEL LINE TO THE POINT OF INTERSECTION THEREOF WITH THE NORTHEASTERLY LINE OF SAID 5.11 ACRE TRACT; THENCE NORTH 49° 54' WEST ALONG SAID LAST MENTIONED LINE TO BE THE POINT OF INTERSECTION THEREOF WITH A LINE WHICH IS PARALLEL WITH AND DISTANT SOUTHEASTERLY 80.00 FEET AT RIGHT ANGLES FROM THE NORTHWESTERLY LINE OF SAID 5.11 ACRE TRACT; THENCE SOUTH 49° 28' 20" WEST ALONG SAID LAST-MENTIONED PARALLEL LINE 40 FEET, MORE OR LESS TO A POINT IN A LINE WHICH IS PARALLEL WITH AND DISTANT SOUTHWESTERLY 40.00 FEET AT RIGHT ANGLES FROM THE NORTHEASTERLY LINE OF SAID 5.11 ACRE TRACT; THENCE SOUTH 48° 54' EAST ALONG SAID LAST-MENTIONED PARALLEL LINE TO THE TRUE POINT OF BEGINNING.

PARCEL FOUR:

AN EASEMENT FOR INGRESS AND EGRESS AND THE INSTALLATION AND MAINTENANCE OF PUBLIC UTILITIES OVER ALL THAT PORTION OF THE PARCEL OF LAND DESCRIBE IN THE DEED FROM M. F. DANIELS, ET AL, TO DAVID TONELLI, ET UX, RECORDED DECEMBER 10,1959 IN BOOK 4633 OF OFFICIAL

RECORDS, PAGE 618, SANTA CLARA COUNTY RECORDS, LYING NORTHERLY OF COMMERCIAL STREET, AS SAID STREET AND EASEMENT ARE SHOWN UPON THE MAP OF TRACT NO. 3379, WHICH MAP WAS FILED IN THE OFFICE OF THE RECORDER OF THE COUNTY OF SANTA CLARA, STATE OF CALIFORNIA, ON JUNE 7, 1963 IN BOOK 162 OF MAPS, PAGE 9.

PARCEL FIVE:

AN EASEMENT GRANTED TO THE CITY OF SAN JOSE, A MUNICIPAL CORPORATION, RECORDED ON DECEMBER 11, 1959, IN BOOK 4635 OF OFFICIAL RECORDS AT PAGE 383, INSTRUMENT NO. 1738323, RECORDS OF SANTA CLARA COUNTY, FOR THE PURPOSE OF THE INSTALLATION AND MAINTENANCE OF STORM DRAINAGE FACILITIES, AFFECTS THE SOUTHEASTERLY LINE OF WHICH IS MORE PARTICULARLY DESCRIBED AS FOLLOWS:

BEGINNING AT A 4 INCH STAKE DESIGNATED "C" AT THE SOUTHERNMOST CORNER OF THAT CERTAIN 11.79 ACRE TRACT OF LAND DESCRIBED IN THE DEED FROM JOHN S. ANDERSON, ET UX, TO ATTILIO SOCCIARDI, ET UX, DATED OCTOBER 10, 1951, RECORDED OCTOBER 11, 1951 IN BOOK 2299 O.R., PAGE 160; THENCE FROM SAID POINT OF BEGINNING NORTH 49° 30' EAST ALONG THE SOUTHEASTERLY LINE OF SAID 11.79 ACRE TRACT FOR A DISTANCE OF 467 FEET, MORE OR LESS, TO THE SOUTHERN CORNER OF THAT CERTAIN 3.048 ACRE TRACT OF LAND DESCRIBED IN THE FINAL ORDER OF CONDEMNATION ENTERED ON DECEMBER 22, 1958 IN PROCEEDINGS HAD IN THE SUPERIOR COURT OF THE STATE OF CALIFORNIA, IN AND FOR THE COUNTY OF SANTA CLARA, ENTITLED, "THE PEOPLE OF THE STATE OF CALIFORNIA, ACTING BY AND THROUGH THE DEPARTMENT OF PUBLIC WORKS, VS. ANGELO PERA, DAVID TONELLI, ET AL," CASE NO. 106532, A CERTIFIED COPY OF WHICH AS RECORDED ON DECEMBER 29, 1958 IN BOOK 4273 OFFICIAL RECORDS, PAGE 256 AND THE TERMINUS OF SAID EASEMENT.

PARCEL SIX:

AN EASEMENT GRANTED TO THE CITY OF SAN JOSE, A MUNICIPAL CORPORATION OF THE STATE OF CALIFORNIA, RECORDED ON SEPTEMBER 21, 1962, IN BOOK 5728 OF OFFICIAL RECORDS AT PAGE 327, INSTRUMENT NO. 2264477, RECORDS OF SANTA CLARA, FOR THE PURPOSE OF A PERPETUAL RIGHT AND EASEMENT TO CONSTRUCT, MAINTAIN, INSTALL, REPAIR, RENEW, REPLACE, OPERATE AND USE A STORM SEWER PIPE LINE, OR LINES AND APPURTENANCES OF ANY SIZE OF MATERIALS, IN, UPON, OVER AND/OR THROUGH, AFFECTS: A STRIP OF LAND OF UNIFORM WIDTH OF TWENTY (20) FEET, MORE PARTICULARLY DESCRIBED AS FOLLOWS:

BEGINNING AT THE MOST WESTERLY CORNER OF THAT CERTAIN PARCEL OF LAND CONVEYED BY WIDAN COMPANY, INC., A CORPORATION, ET AL TO ALISSA DEVELOPMENT CORPORATION, BY DEED RECORDED IN BOOK 4633 AT PAGE 620, OFFICIAL RECORDS OF SANTA CLARA COUNTY; THENCE ALONG THE MOST SOUTHWESTERLY LINE OF SAID PARCEL CONVEYED TO ALISSA DEVELOPMENT CORPORATION, SOUTH 40° 31' 40' EAST 310.00 FEET TO A POINT, SAID POINT BEING THE TRUE POINT OF BEGINNING, AND BEING DISJANT ALONG SAID SOUTHWESTERLY LINE NORTH 40° 31' 40" WEST 10.00 FEET FROM THE SOUTHWESTERLY CORNER OF SAID PARCEL CONVEYED TO ALISSA DEVELOPMENT CORPORATION THENCE RUNNING PARALLEL WITH AND DISTANT 10.00 NORTHWESTERLY MEASURED AT RIGHT ANGLES FROM THE SOUTHEASTERLY LINE OF SAID PARCEL CONVEYED TO ALISSA DEVELOPMENT CORPORATION NORTH 49° 28' 20" EAST 561.70 FEET TO A POINT BEING DISTANT 20.00 FEET WESTERLY MEASURED AT RIGHT ANGLES FROM THE MOST EASTERLY LINE THEREOF; THENCE RUNNING PARALLEL WITH AND DISTANT 20.00 FEET WESTERLY MEASURED AT RIGHT ANGLES FROM THE MOST EASTERLY LINE OF SAID PARCEL CONVEYED TO ALISSA DEVELOPMENT CORPORATION NORTH 8° 03' 00" WEST 330.74 FEET; THENCE LEAVING SAID PARALLEL LINE NORTH 49° 28' 20" EAST 15.96 FEET TO A POINT IN THE NORTHEASTERLY LINE OF SAID PARCEL CONVEYED TO ALISSA DEVELOPMENT CORPORATION THENCE ALONG NORTHEASTERLY LINE SOUTH 48° 54' 00" EAST 10.00 FEET TO A 4"X4" STAKE AT THE MOST EASTERLY CORNER OF SAID PARCEL CONVEYED TO ALISSA DEVELOPMENT CORPORATION; THENCE ALONG THE EASTERLY LINE OF SAID PARCEL AND THE SOUTHERLY PROLONGATION THEREOF, SOUTH 8° 03' 00" EAST 342.72 FEET TO A POINT BEING DISTANT 10.00 FEET SOUTHEASTERLY MEASURED AT RIGHT ANGLES FROM THE SOUTHEASTERLY LINE OF SAID PARCEL CONVEYED TO ALISSA DEVELOPMENT CORPORATION; THENCE RUNNING PARALLEL WITH AND DISTANT

10.00 FEET SOUTHEASTERLY MEASURED AT RIGHT ANGLES THEREFROM SOUTH 49° 28' 20" WEST 572.68 FEET TO A POINT IN THE SOUTHEASTERLY PROLONGATION OF THE AFORESAID SOUTHWESTERLY LINE OF SAID PARCEL CONVEYED TO ALISSA DEVELOPMENT CORPORATION; THENCE ALONG SAID SOUTHEASTERLY PROLONGED LINE AND SAID SOUTHWESTERLY LINE, NORTH 40° 31' 40" WEST 20.00 FEET TO THE TRUE POINT OF BEGINNING OF THIS DESCRIPTION.

TOGETHER WITH THE PERPETUAL RIGHT AND EASEMENT TO DISCHARGE AND CONDUCT, STORM AND SURFACE DRAINAGE WATERS THROUGH SAID STORM SEWER LINE OR LINES, AND TO USE AND OCCUPY SAID REAL PROPERTY FOR SAID PURPOSES; AND TOGETHER WITH THE FURTHER RIGHT TO ENTER UPON AND THE SUFFICIENT OF THE LANDS ADJACENT TO AND WESTERLY OF THE HEREINABOVE DESCRIBED REAL PROPERTY, NOT TO EXCEED A STRIP FORTY (40) FEET IN WIDTH AS IS NECESSARY OR CONVENIENT FOR THE PROPERTY AND EFFICIENT DURING THE INmAL CONSTRUCTION OR. INSTALLATION OF A STORM SEWER PIPE LINE OR LINES WITHIN SAID HEREINABOVE DESCRIBED REAL PROPERTY AND TOGETHER WITH THE FURTHER RIGHT TO REMOVE ALL TREES AND/OR BRUSH LOCATED WITHIN SAID HEREINABOVE DESCRIBED REAL PROPERTY.

TOGETHER WITH ALL RIGHTS-OF-WAY APPURTENANT AND OIL RIGHTS GRANTED TO GRANTORS IN THAT CERTAIN DEED RECORDED IN THE OFFICE OF THE COUNTY RECORDER OF THE COUNTY OF SANTA CLARA, STATE OF CALIFORNIA, ON THE 30TH DAY OF APRIL 1953, IN VOLUME 2633 OF OFFICIAL RECORDS, PAGE 126.

APN: 241-10-002

RECORDING REQUESTED BY:
R. DONALD McNEIL

WHEN RECORDED MAIL TO:
R. DONALD McNEIL
FERRARI OTTOBONI CAPUTO
& WUNDERLING
333 W. Santa Clara St., Ste. 700
San Jose, CA 95113

DOCUMENT: 20276981

Pages: 7

Fees. . . 27.00
Taxes.
Copies .
AMT PAID 27.00

REGINA ALCOMENDRAS
SANTA CLARA COUNTY RECORDER
Recorded at the request of
Recording Service

RDE # 004
6/02/2009
2:58 PM

AFFIDAVIT - DEATH OF TRUSTOR/TRUSTEE

By Successor Trustee(s) Succeeding to Title to Trust Property
(Section 16000 et seq., Probate Code of the State of California)

State of California)

County of Santa Clara)

FAYE TONELLI JOHNSON, of legal age, being first duly sworn, deposes and says:

That Carole M. Keeton, the decedent mentioned in the attached certified copy of Certificate of Death, is the same person as Carole M. Keeton named as one of the parties in that certain Individual Grant Deed dated January 29, 1998, executed by Carole M. Keeton to Carole M. Keeton, or her successors, Trustee of The Carole M. Keeton 1996 Revocable Trust dated July 11, 1996, as amended, recorded as Instrument No. 1417337, Official Records of Santa Clara County, California, covering the following described property situated in the County of Santa Clara, State of California:

SEE EXHIBIT A ATTACHED HERETO AND MADE A PART HEREOF

APN: 241-10-002

That with respect to the above-described property, there has not been nor will there be an election filed pursuant to Probate Code sections 13502 or 13503 in any probate proceedings in any court of competent jurisdiction.

MAIL TAX STATEMENTS: SAME AS CURRENT RECORD

That upon recordation of this Affidavit, title is effectively transferred to Faye Tonelli Johnson, or her successors, Trustee, The Carole M. Keeton 1996 Revocable Trust dated July 11, 1996, as amended

Dated 5/26/09

Faye Tonelli Johnson
FAYE TONELLI JOHNSON

State of California
County of Santa Clara
Subscribed and sworn to (or affirmed) before me on this 26th day of May, 2009, by FAYE TONELLI JOHNSON, who proved to me on the basis of satisfactory evidence to be the person who appeared before me.

GLENDA R. CUNNINGHAM
Commission # 1726260
Notary Public - California
Santa Clara County
My Comm. Expires Mar 20, 2011

Signature: Glenda R. Cunningham

STATE OF CALIFORNIA
CERTIFICATION OF VITAL RECORD

COUNTY of SANTA CLARA
PUBLIC HEALTH DEPARTMENT
VITAL RECORDS AND REGISTRATION

645 SOUTH BASCOM AVENUE, SAN JOSE, CALIFORNIA 95128
CURRENT ADDRESS: 976 LENZEN AVE, SAN JOSE, CA 95126, EFFECTIVE: 04/13/2009

CERTIFICATE OF DEATH

STATE OF CALIFORNIA — USE BLACK INK ONLY / NO ERASURES, WHITEOUTS OR ALTERATIONS — VS-11(REV 1/94)

STATE FILE NUMBER: 3200943003337 — LOCAL REGISTRATION NUMBER

DECEDENT'S PERSONAL DATA

1. NAME OF DECEDENT — FIRST (Given)	2. MIDDLE	3. LAST (Family)
CAROLE	MARIE	KEETON

AKA. ALSO KNOWN AS — Include full AKA (FIRST, MIDDLE, LAST)

4. DATE OF BIRTH mm/dd/ccyy	5. AGE Yrs.	If UNDER ONE YEAR Months	Days	If UNDER 24 HOURS Hours	Minutes	6. SEX
02/26/1935	74					F

8. BIRTH STATE/FOREIGN COUNTRY	9. SOCIAL SECURITY NUMBER	11. EVER IN U.S. ARMED FORCES?	12. MARITAL STATUS (at Time of Death)	7. DATE OF DEATH mm/dd/ccyy	8. HOUR (24 Hours)
CA	[redacted]3535	☐ YES ☒ NO ☐ UNK	MARRIED	04/29/2009	1846

10. EDUCATION — Highest Level/Degree (see instructions on back)	14/13. WAS DECEDENT HISPANIC/LATINO/A/SPANISH? (If yes, see worksheet on back)	15. DECEDENT'S RACE — Up to 3 races may be listed (see worksheet on back)
SOME COLLEGE	☐ YES ☒ NO	CAUCASIAN

17. USUAL OCCUPATION — Type of work for most of life. DO NOT USE RETIRED	16. KIND OF BUSINESS OR INDUSTRY (e.g., grocery store, road construction, employment agency, etc.)	18. YEARS IN OCCUPATION
CO OWNER	TRUCKING	40

USUAL RESIDENCE

19. DECEDENT'S RESIDENCE (Street and number or location)				
14938 REYNAUD DRIVE				
21. CITY	**22. COUNTY/PROVINCE**	**23. ZIP CODE**	**24. YEARS IN COUNTY**	**25. STATE/FOREIGN COUNTRY**
SAN JOSE	SANTA CLARA	95127	59	CA

INFORMANT

26. INFORMANT'S NAME, RELATIONSHIP	27. INFORMANT'S MAILING ADDRESS (Street and number or rural route number, city or town, state, ZIP)
SAMUEL KEETON, HUSBAND	14938 REYNAUD DRIVE, SAN JOSE, CA 95127

SPOUSE AND PARENT INFORMATION

28. NAME OF SURVIVING SPOUSE — FIRST	29. MIDDLE	30. LAST (Maiden Name)	
SAMUEL	LEWIS	KEETON	
31. NAME OF FATHER — FIRST	**32. MIDDLE**	**33. LAST**	**34. BIRTH STATE**
DAVID		TONELLI	IL
35. NAME OF MOTHER — FIRST	**36. MIDDLE**	**37. LAST (Maiden)**	**38. BIRTH STATE**
OPAL	ALICE	RICKMAN	KS

FUNERAL DIRECTOR/ LOCAL REGISTRAR

39. DISPOSITION DATE mm/dd/ccyy	40. PLACE OF FINAL DISPOSITION	
05/08/2009	OAK HILL MEMORIAL PARK	300 CURTNER AVE, SAN JOSE, CA 95125

41. TYPE OF DISPOSITION(S)	42. SIGNATURE OF EMBALMER	43. LICENSE NUMBER
BURIAL	▸ JOYCE HUGHES	EMB8601

44. NAME OF FUNERAL ESTABLISHMENT	45. LICENSE NUMBER	46. SIGNATURE OF LOCAL REGISTRAR	47. DATE mm/dd/ccyy
OAK HILL FUNERAL HOME	FD 991	▸ MARTIN D FENSTERSHEIB, MD	05/06/2009

PLACE OF DEATH

101. PLACE OF DEATH	102. IF HOSPITAL, SPECIFY ONE	103. IF OTHER THAN HOSPITAL, SPECIFY ONE	
SANTA CLARA COUNTY VALLEY MEDICAL CENTER	☒ IP ☐ ERIOP ☐ DOA	☐ Hospice ☐ Nursing Home/SNF, ICF ☐ Decedent's Home ☐ Other	
104. COUNTY	**105. FACILITY ADDRESS OR LOCATION WHERE FOUND (Street and number or location)**	**106. CITY**	
SANTA CLARA	751 SOUTH BASCOM AVENUE	SAN JOSE	

CAUSE OF DEATH

107. CAUSE OF DEATH — Enter the chain of events — diseases, injuries, or complications — that directly caused death. DO NOT enter terminal events such as cardiac arrest, respiratory arrest, or ventricular fibrillation without showing the etiology. DO NOT ABBREVIATE.

		Time Interval Between Onset and Death	108. DEATH REPORTED TO CORONER?
Immediate Cause (Final disease or condition resulting in death)	(a) COMPLICATIONS FOLLOWING BLUNT TRAUMA TO THE TORSO	(a1) DAYS	☒ YES ☐ NO — 09-01373
Sequentially list conditions, if any, leading to the cause on Line A. Enter UNDERLYING CAUSE (disease or injury that initiated the events resulting in death) LAST	(b)	(b1)	109. BIOPSY PERFORMED? ☐ YES ☒ NO
	(c)	(c1)	110. AUTOPSY PERFORMED? ☒ YES ☐ NO
	(d)	(d1)	111. USED IN DETERMINING CAUSE? ☒ YES ☐ NO

112. OTHER SIGNIFICANT CONDITIONS CONTRIBUTING TO DEATH BUT NOT RESULTING IN THE UNDERLYING CAUSE GIVEN IN 107: HYPERTENSIVE CARDIOVASCULAR DISEASE; DIABETES MELLITUS

113. WAS OPERATION PERFORMED FOR ANY CONDITION IN ITEM 107 OR 112? (If yes, list type of operation and date.): NO — 113A. IF FEMALE, PREGNANT IN LAST YEAR? ☐ YES ☒ NO ☐ UNK

PHYSICIAN'S CERTIFICATION

114. I CERTIFY THAT TO THE BEST OF MY KNOWLEDGE DEATH OCCURRED AT THE HOUR, DATE, AND PLACE STATED FROM THE CAUSES STATED. Decedent Attended Since / Decedent Last Seen Alive: (a) mm/dd/ccyy (b) mm/dd/ccyy	115. SIGNATURE AND TITLE OF CERTIFIER	116. LICENSE NUMBER	117. DATE mm/dd/ccyy
	118. TYPE ATTENDING PHYSICIAN'S NAME, MAILING ADDRESS ZIP CODE		

CORONER'S USE ONLY

119. I CERTIFY THAT IN MY OPINION DEATH OCCURRED AT THE HOUR, DATE, AND PLACE STATED FROM THE CAUSES STATED. MANNER OF DEATH: ☐ Natural ☒ Accident ☐ Homicide ☐ Suicide ☐ Pending Investigation ☐ Could not be determined	120. INJURED AT WORK? ☐ YES ☒ NO ☐ UNK	121. INJURY DATE mm/dd/ccyy	122. HOUR (24 Hours)
		04/21/2009	1515

123. PLACE OF INJURY (e.g., home, construction site, wooded area, etc.): HIGHWAY

124. DESCRIBE HOW INJURY OCCURRED (Events which resulted in injury): RESTRAINED FRONT SEAT PASSENGER OF MOTOR VEHICLE INJURED IN MULTIPLE COLLISIONS

125. LOCATION OF INJURY (Street and number, or location, and city, and ZIP): HWY 280 SOUTH OF RACE STREET, SAN JOSE, CA 95126

126. SIGNATURE OF CORONER / DEPUTY CORONER	127. DATE mm/dd/ccyy	128. TYPE NAME, TITLE OF CORONER / DEPUTY CORONER
▸ GLENN V NAZARENO MD	05/05/2009	GLENN V NAZARENO MD, MED EXAMINER

STATE REGISTRAR	A	B	C	D	E		FAX AUTH #	CENSUS TRACT
						01000100121191 3	BM	

CERTIFIED COPY OF VITAL RECORDS

STATE OF CALIFORNIA
COUNTY OF SANTA CLARA } SS

DATE ISSUED
By MAY 11 2009

H2368563

This is a true and exact reproduction of the document officially registered and placed on file in the VITAL RECORDS SECTION, DEPARTMENT OF PUBLIC HEALTH.

Martin D. Fenstersheib MD
MARTIN D. FENSTERSHEIB
HEALTH OFFICER AND LOCAL REGISTRAR
OF BIRTHS AND DEATHS

This copy not valid unless prepared on engraved border displaying seal and signature of Registrar.

PRINCO 120-1 (1-96)

MIDWEST BANK NOTE COMPANY — ANY ALTERATION OR ERASURE VOIDS THIS CERTIFICATE

EXHIBIT "A"

LEGAL DESCRIPTION

Real property in the City of San Jose, County of Santa Clara, State of California, described as follows:

PARCEL ONE:

BEGINNING AT A 3/4 INCH IRON PIPE IN THE LINE BETWEEN THE LANDS OF BALLOU AND THE ALISAL TRACT NO.1; SAID 3/4 INCH PIPE BEING THE MOST NORTHERLY CORNER OF THAT CERTAIN 11.51 ACRE TRACT OF LAND CONVEYED BY GEORGE H. BALLOU, ET UX, TO JOSEPH LUCCHESSI, ET AL, AS RECORDED ON JANUARY 18, 1938, RECORDS OF SANTA CLARA COUNTY, CALIFORNIA, AND RUNNING THENCE ALONG THE NORTHWESTERLY LINE OF SAID LANDS OF BALLOU NORTH 49° 30' EAST 89.6 FEET; THENCE NORTH 49° 24' EAST 549.9 FEET TO THE MOST NORTHERLY CORNER OF SAID LANDS OF BALLOU, IN THE CENTER OF THE CHANNEL OF THE COYOTE CREEK; THENCE ALONG SAID CHANNEL AND ALONG THE NORTHEASTERLY LINE OF SAID LANDS OF BALLOU SOUTH 45° 57' EAST 839.1 FEET TO THE MOST EASTERLY CORNER OF SAID LANDS OF BALLOU; THENCE ALONG THE SOUTHEASTERLY LINE OF THE LANDS OF BALLOU, SOUTH 49° 30' WEST 592.7 FEET TO A 4 INCH X 4 INCH STAKE DESIGNATED AS "C"; THENCE RUNNING NORTH 48° 54' WEST 468.75 FEET TO A ONE INCH PIPE AT THE MOST EASTERLY CORNER OF THE AFOREMENTIONED 11.51 ACRE TRACT; THENCE ALONG THE NORTHEASTERLY LINE OF SAID 11.51 ACRE TRACT NORTH 49° 23' WEST 375.2 FEET TO THE PLACE OF BEGINNING, CONTAINING 11.79 ACRES, AND BEING A PORTION OF THE 500 ACRE LOT 18, CITY OF SAN JOSE LANDS, SANTA CLARA COUNTY, CALIFORNIA.

EXCEPTING THEREFROM THAT CERTAIN TRACT OF LAND DESCRIBED IN FINAL ORDER OF CONDEMNATION RECORDED DECEMBER 29,1958, IN BOOK 4273 OF OFFICIAL RECORDS, PAGE 256, AS FOLLOWS:

COMMENCING AT THE MOST NORTHERLY CORNER OF SAID PARCEL; THENCE ALONG THE NORTHWESTERLY LINE OF SAID PARCEL, SOUTH 50° 14' 32",549.87 FEET TO THE MOST EASTERLY CORNER OF LOT 16, AS SAID LOT IS SHOWN ON THAT CERTAIN MAP ENTITLED, MAP OF THE ALISAL TRACT NO.1, FILED DECEMBER 2, 1910 IN BOOK "N" OF MAPS, PAGE 16, IN THE OFFICE OF THE RECORDER OF SANTA CLARA COUNTY; THENCE ALONG THE NORTHEASTERLY PROJECTION OF THE SOUTHEASTERLY LINE OF SAID LOT, NORTH 50° 20' 32" EAST 89.38 FEET; THENCE ALONG A TANGENT CURVE TO THE RIGHT WITH A RADIUS OF 357.22 FEET, THROUGH AN ANGLE OF 83° 25' 00" AN ARC LENGTH OF 52.03 FEET; THENCE SOUTH 46° 14' 28 EAST 521.49 FEET TO THE SOUTHEASTERLY LINE OF SAID PARCEL; THENCE ALONG LAST SAID LINE, NORTH 50° 20' 32" EAST 125.54 FEET TO THE NORTHEASTERLY LINE OF SAID PARCEL; THENCE ALONG LAST SAID LINE NORTH 45° 06' 28" WEST 839.06 FEET TO THE POINT OF COMMENCEMENT.

PARCEL TWO:

A NON-EXCLUSIVE EASEMENT FOR THE PURPOSE OF INGRESS AND EGRESS AND FOR THE INSTALLATION AND MAINTENANCE OF PUBLIC UTILITIES APPURTENANT TO PARCEL 1 ABOVE DESCRIBED, OVER THE FOLLOWING DESCRIBED PARCEL OF LAND:

BEGINNING AT A POINT ON THE EASTERLY LINE OF SAN JOSE-OAKLAND ROAD (100.00 FEET IN WIDTH) DISTANT THEREON. SOUTH 07° 01' 30" EAST 213.98 FEET FROM THE NORTHWESTERLY CORNER OF THAT CERTAIN 37.752 ACRE TRACT OF LAND DESCRIBED IN THE DEED FROM FORTUNATO PIERACCI, ET AL, TO GEORGE WILSON, ET UX, DATED DECEMBER 22, 1956, RECORDED DECEMBER 31, 1956 IN BOOK 3696 OF OFFICIAL RECORDS, PAGE 253, SANTA CLARA COUNTY RECORDS; THENCE NORTH 82° 58' 30" EAST 181.24 FEET; THENCE EASTERLY ON A CURVE TO THE LEFT WITH A RADIUS OF 250.00 FEET THROUGH AN ANGLE OF 33° 30' 10" FOR AN ARC DISTANCE OF 146.18 FEET; THENCE NORTH 49° 28' 20" EAST AND PARALLEL WITH THE NORTHWESTERLY LINE OF SAID 37.752 ACRE TRACT, 920.44 FEET; THENCE NORTH 40° 31' 40" WEST 40.00 FEET TO A POINT IN THE NORTHWESTERLY LINE OF A PROPOSED STREET (80.00 FEET IN WIDTH); THENCE NORTH 49° 28' 20" EAST ALONG THE NORTHEASTERLY PROLONGATION OF SAID LAST MENTIONED LINE TO THE POINT OF INTERSECTION THEREOF WITH A LINE WHICH IS PARALLEL WITH A DISTANT WESTERLY 80.00 FEET AT A RIGHT

ANGLES FROM THE EASTERLY LINE OF THAT CERTAIN 28.25 ACRE TRACT OF LAND DESCRIBED AS PARCELONE, IN THE DEED FROM G. LESTER TARLETON, ET AL TO P. DELLA MAGGOIRE, ET AL, DATED JANUARY 8, 1931, RECORDED JANUARY 9, 1931 IN BOOK 546 OF OFFICIAL RECORDS, PAGE 451, SANTA CLARA COUNTY RECORDS, AND THE TRUE POINT OF BEGINNING OF THE TRACT OF LAND TO BE DESCRIBED; THENCE FROM SAID TRUE POINT OF BEGINNING NORTH 08° 03' WEST ALONG SAID LAST MENTIONED PARALLEL LINE TO THE POINT OF BEGINNING, NORTH 08° 03' WEST ALONG SAID LAST MENTIONED PARALLEL LINE TO THE POINT OF INTERSECTION THEREOF WITH THE NORTHEASTERLY LINE OF THAT CERTAIN 5.11 ACRE TRACT OF LAND DESCRIBED IN THE DEED FROM GEORGE HENRY BALLOU, ET UX, TO ATTILIO BOCCIARDI, ET UX, DATED MAY 8, 1940, RECORDED MAY 13, 1940 IN BOOK 987 OF OFFICIAL RECORDS, PAGE 151, SANTA CLARA COUNTY RECORDS; THENCE NORTH 48° 54' EAST ALONG THE NORTHEASTERLY LINE OF SAID 5.11 ACRE TRACT TO THE NORTHERNMOST CORNER OF SAID 28.25 ACRE TRACT, THENCE SOUTH 08° 03' EAST ALONG THE EASTERLY LINE OF SAID 28.25 ACRE TRACT TO A POINT WHICH BEARS NORTH 49° 28' 20" EAST FROM THE SAID TRUE POINT OF BEGINNING; THENCE SOUTH 49° 28' 20" WEST, TO THE TRUE POINT OF BEGINNING.

PARCEL THREE:

A NON-EXCLUSIVE EASEMENT FOR THE PURPOSE OF INGRESS AND EGRESS APPURTENANT TO PARCEL 1 ABOVE DESCRIBED OVER THE FOLLOWING DESCRIBED PARCEL OF LAND:

BEGINNING AT A POINT ON THE EASTERLY LINE OF SAN JOSE-OAKLAND ROAD (100.00 FEET IN WIDTH) DISTANT THEREON SOUTH 07° 01' 30" EAST 213.98 FEET FROM THE NORTHWESTERLY CORNER OF THAT CERTAIN 37.752 ACRE TRACT OF LAND DESCRIBED IN THE DEED FROM FORTUNATO PIERACCI, ET AL, TO GEORGE WILSON, ET UX, DATED DECEMBER 22, 1956, RECORDED DECEMBER 31, 1956 IN BOOK 3696 OF OFFICIAL RECORDS, PAGE 253, SANTA CLARA COUNTY RECORDS; THENCE NORTH 82° 58' 30" EAST 181.24 FEET; THENCE EASTERLY ON A CURVE TO THE LEFT WITH A RADIUS OF 250.00 FEET THROUGH AN ANGLE OF 33° 30' 10" FOR AN ARC DISTANCE OF 146.18 FEET; THENCE NORTH 49° 28' 20" EAST AND PARALLEL WITH THE NORTHWESTERLY LINE OF SAID 37.752 ACRE TRACT, 920.44 FEET; THENCE NORTH 40° 31' 40" WEST 40.00 FEET TO A POINT IN THE NORTHWESTERLY LINE OF A PROPOSED STREET (80.00 FEET IN WIDTH); THENCE NORTH 49° 28' 20" EAST ALONG THE NORTHEASTERLY PROLONGATION OF SAID LAST MENTIONED LINE TO THE POINT OF INTERSECTION THEREOF WITH A LINE WHICH IS PARALLEL WITH A DISTANT WESTERLY 80.00 FEET AT A RIGHT ANGLES FROM THE EASTERLY LINE OF THAT CERTAIN 28.25 ACRE TRACT OF LAND DESCRIBED AS PARCEL ONE, IN THE DEED FROM G. LESTER TARLETON, ET AL TO P. DELLA MAGGOIRE, ET AL, DATED JANUARY 8, 1931, RECORDED JANUARY 9, 1931 IN BOOK 546 OF OFFICIAL RECORDS, PAGE 451, SANTA CLARA COUNTY RECORDS, THENCE NORTH 08° 03' WEST ALONG SAID LAST MENTIONED PARALLEL LINE TO THE POINT OF INTERSECTION THEREOF WITH A LINE WHICH IS PARALLEL WITH AND DISTANT SOUTHWESTERLY 40.00 FEET AT RIGHT ANGLES FROM THE NORTHEASTERLY LINE OF THAT CERTAIN 5.11 ACRE TRACT OF LAND DESCRIBED IN THE DEED FROM GEORGE HENRY BALLOU, ET UX, TO ATTILIO BOCCIARDI, ET UX, DATED MAY 8, 1940, RECORDED MAY 13, 1940 IN BOOK 987 OF OFFICIAL RECORDS, PAGE 151, SANTA CLARA COUNTY RECORDS, AND THE TRUE POINT OF BEGINNING OF THE TRACT OF LAND TO BE DESCRIBED; THENCE FROM SAID TRUE POINT OF BEGINNING, CONTINUING NORTH 09° 03' WEST ALONG SAID PARALLEL LINE TO THE POINT OF INTERSECTION THEREOF WITH THE NORTHEASTERLY LINE OF SAID 5.11 ACRE TRACT; THENCE NORTH 49° 54' WEST ALONG SAID LAST MENTIONED LINE TO BE THE POINT OF INTERSECTION THEREOF WITH A LINE WHICH IS PARALLEL WITH AND DISTANT SOUTHEASTERLY 80.00 FEET AT RIGHT ANGLES FROM THE NORTHWESTERLY LINE OF SAID 5.11 ACRE TRACT; THENCE SOUTH 49° 28' 20" WEST ALONG SAID LAST-MENTIONED PARALLEL LINE 40 FEET, MORE OR LESS TO A POINT IN A LINE WHICH IS PARALLEL WITH AND DISTANT SOUTHWESTERLY 40.00 FEET AT RIGHT ANGLES FROM THE NORTHEASTERLY LINE OF SAID 5.11 ACRE TRACT; THENCE SOUTH 48° 54' EAST ALONG SAID LAST-MENTIONED PARALLEL LINE TO THE TRUE POINT OF BEGINNING.

PARCEL FOUR:

AN EASEMENT FOR INGRESS AND EGRESS AND THE INSTALLATION AND MAINTENANCE OF PUBLIC UTILITIES OVER ALL THAT PORTION OF THE PARCEL OF LAND DESCRIBE IN THE DEED FROM M. F. DANIELS, ET AL, TO DAVID TONELLI, ET UX, RECORDED DECEMBER 10,1959 IN BOOK 4633 OF OFFICIAL

RECORDS, PAGE 618, SANTA CLARA COUNTY RECORDS, LYING NORTHERLY OF COMMERCIAL STREET, AS SAID STREET AND EASEMENT ARE SHOWN UPON THE MAP OF TRACT NO. 3379, WHICH MAP WAS FILED IN THE OFFICE OF THE RECORDER OF THE COUNTY OF SANTA CLARA, STATE OF CALIFORNIA, ON JUNE 7, 1963 IN BOOK 162 OF MAPS, PAGE 9.

PARCEL FIVE:

AN EASEMENT GRANTED TO THE CITY OF SAN JOSE, A MUNICIPAL CORPORATION, RECORDED ON DECEMBER 11, 1959, IN BOOK 4635 OF OFFICIAL RECORDS AT PAGE 383, INSTRUMENT NO. 1738323, RECORDS OF SANTA CLARA COUNTY, FOR THE PURPOSE OF THE INSTALLATION AND MAINTENANCE OF STORM DRAINAGE FACILITIES, AFFECTS THE SOUTHEASTERLY LINE OF WHICH IS MORE PARTICULARLY DESCRIBED AS FOLLOWS:

BEGINNING AT A 4 INCH STAKE DESIGNATED "C" AT THE SOUTHERNMOST CORNER OF THAT CERTAIN 11.79 ACRE TRACT OF LAND DESCRIBED IN THE DEED FROM JOHN S. ANDERSON, ET UX, TO ATTILIO SOCCIARDI, ET UX, DATED OCTOBER 10, 1951, RECORDED OCTOBER 11, 1951 IN BOOK 2299 O.R., PAGE 160; THENCE FROM SAID POINT OF BEGINNING NORTH 49° 30' EAST ALONG THE SOUTHEASTERLY LINE OF SAID 11.79 ACRE TRACT FOR A DISTANCE OF 467 FEET, MORE OR LESS, TO THE SOUTHERN CORNER OF THAT CERTAIN 3.048 ACRE TRACT OF LAND DESCRIBED IN THE FINAL ORDER OF CONDEMNATION ENTERED ON DECEMBER 22, 1958 IN PROCEEDINGS HAD IN THE SUPERIOR COURT OF THE STATE OF CALIFORNIA, IN AND FOR THE COUNTY OF SANTA CLARA, ENTITLED, "THE PEOPLE OF THE STATE OF CALIFORNIA, ACTING BY AND THROUGH THE DEPARTMENT OF PUBLIC WORKS, VS. ANGELO PERA, DAVID TONELLI, ET AL," CASE NO. 106532, A CERTIFIED COPY OF WHICH AS RECORDED ON DECEMBER 29, 1958 IN BOOK 4273 OFFICIAL RECORDS, PAGE 256 AND THE TERMINUS OF SAID EASEMENT.

PARCEL SIX:

AN EASEMENT GRANTED TO THE CITY OF SAN JOSE, A MUNICIPAL CORPORATION OF THE STATE OF CALIFORNIA, RECORDED ON SEPTEMBER 21, 1962, IN BOOK 5728 OF OFFICIAL RECORDS AT PAGE 327, INSTRUMENT NO. 2264477, RECORDS OF SANTA CLARA, FOR THE PURPOSE OF A PERPETUAL RIGHT AND EASEMENT TO CONSTRUCT, MAINTAIN, INSTALL, REPAIR, RENEW, REPLACE, OPERATE AND USE A STORM SEWER PIPE LINE, OR LINES AND APPURTENANCES OF ANY SIZE OF MATERIALS, IN, UPON, OVER AND/OR THROUGH, AFFECTS: A STRIP OF LAND OF UNIFORM WIDTH OF TWENTY (20) FEET, MORE PARTICULARLY DESCRIBED AS FOLLOWS:

BEGINNING AT THE MOST WESTERLY CORNER OF THAT CERTAIN PARCEL OF LAND CONVEYED BY WIDAN COMPANY, INC., A CORPORATION, ET AL TO ALISSA DEVELOPMENT CORPORATION, BY DEED RECORDED IN BOOK 4633 AT PAGE 620, OFFICIAL RECORDS OF SANTA CLARA COUNTY; THENCE ALONG THE MOST SOUTHWESTERLY LINE OF SAID PARCEL CONVEYED TO ALISSA DEVELOPMENT CORPORATION, SOUTH 40° 31' 40' EAST 310.00 FEET TO A POINT, SAID POINT BEING THE TRUE POINT OF BEGINNING, AND BEING DISJANT ALONG SAID SOUTHWESTERLY LINE NORTH 40° 31' 40" WEST 10.00 FEET FROM THE SOUTHWESTERLY CORNER OF SAID PARCEL CONVEYED TO ALISSA DEVELOPMENT CORPORATION THENCE RUNNING PARALLEL WITH AND DISTANT 10.00 NORTHWESTERLY MEASURED AT RIGHT ANGLES FROM THE SOUTHEASTERLY LINE OF SAID PARCEL CONVEYED TO ALISSA DEVELOPMENT CORPORATION NORTH 49° 28' 20" EAST 561.70 FEET TO A POINT BEING DISTANT 20.00 FEET WESTERLY MEASURED AT RIGHT ANGLES FROM THE MOST EASTERLY LINE THEREOF; THENCE RUNNING PARALLEL WITH AND DISTANT 20.00 FEET WESTERLY MEASURED AT RIGHT ANGLES FROM THE MOST EASTERLY LINE OF SAID PARCEL CONVEYED TO ALISSA DEVELOPMENT CORPORATION NORTH 8° 03' 00" WEST 330.74 FEET; THENCE LEAVING SAID PARALLEL LINE NORTH 49° 28' 20" EAST 15.96 FEET TO A POINT IN THE NORTHEASTERLY LINE OF SAID PARCEL CONVEYED TO ALISSA DEVELOPMENT CORPORATION THENCE ALONG NORTHEASTERLY LINE SOUTH 48° 54' 00" EAST 10.00 FEET TO A 4"X4" STAKE AT THE MOST EASTERLY CORNER OF SAID PARCEL CONVEYED TO ALISSA DEVELOPMENT CORPORATION; THENCE ALONG THE EASTERLY LINE OF SAID PARCEL AND THE SOUTHERLY PROLONGATION THEREOF, SOUTH 8° 03' 00" EAST 342.72 FEET TO A POINT BEING DISTANT 10.00 FEET SOUTHEASTERLY MEASURED AT RIGHT ANGLES FROM THE SOUTHEASTERLY LINE OF SAID PARCEL CONVEYED TO ALISSA DEVELOPMENT CORPORATION; THENCE RUNNING PARALLEL WITH AND DISTANT

10.00 FEET SOUTHEASTERLY MEASURED AT RIGHT ANGLES THEREFROM SOUTH 49° 28' 20" WEST 572.68 FEET TO A POINT IN THE SOUTHEASTERLY PROLONGATION OF THE AFORESAID SOUTHWESTERLY LINE OF SAID PARCEL CONVEYED TO ALISSA DEVELOPMENT CORPORATION; THENCE ALONG SAID SOUTHEASTERLY PROLONGED LINE AND SAID SOUTHWESTERLY LINE, NORTH 40° 31' 40" WEST 20.00 FEET TO THE TRUE POINT OF BEGINNING OF THIS DESCRIPTION.

TOGETHER WITH THE PERPETUAL RIGHT AND EASEMENT TO DISCHARGE AND CONDUCT, STORM AND SURFACE DRAINAGE WATERS THROUGH SAID STORM SEWER LINE OR LINES, AND TO USE AND OCCUPY SAID REAL PROPERTY FOR SAID PURPOSES; AND TOGETHER WITH THE FURTHER RIGHT TO ENTER UPON AND THE SUFFICIENT OF THE LANDS ADJACENT TO AND WESTERLY OF THE HEREINABOVE DESCRIBED REAL PROPERTY, NOT TO EXCEED A STRIP FORTY (40) FEET IN WIDTH AS IS NECESSARY OR CONVENIENT FOR THE PROPERTY AND EFFICIENT DURING THE INmAL CONSTRUCTION OR. INSTALLATION OF A STORM SEWER PIPE LINE OR LINES WITHIN SAID HEREINABOVE DESCRIBED REAL PROPERTY AND TOGETHER WITH THE FURTHER RIGHT TO REMOVE ALL TREES AND/OR BRUSH LOCATED WITHIN SAID HEREINABOVE DESCRIBED REAL PROPERTY.

TOGETHER WITH ALL RIGHTS-OF-WAY APPURTENANT AND OIL RIGHTS GRANTED TO GRANTORS IN THAT CERTAIN DEED RECORDED IN THE OFFICE OF THE COUNTY RECORDER OF THE COUNTY OF SANTA CLARA, STATE OF CALIFORNIA, ON THE 30TH DAY OF APRIL 1953, IN VOLUME 2633 OF OFFICIAL RECORDS, PAGE 126.

APN: 241-10-002

DOCUMENT: 20319519

Pages: 5

Fees. 31.00
Taxes.. ** Conf **
Copies.
AMT PAID 31.00

RECORDING REQUESTED BY
First American Title Insurance Company
National Commercial Services

AND WHEN RECORDED MAIL DOCUMENT AND TAX STATEMENT TO:
Tom Klauer
4848 San Felipe Rd,, Ste. 207
San Jose, CA 95135

REGINA ALCOMENDRAS
SANTA CLARA COUNTY RECORDER
Recorded at the request of
First American Title Company

RDE # 004
6/30/2009
8:00 AM

Space Above This Line for Recorder's Use Only

A.P.N.: 241-10-002

File No.: NCS-367654-SC (ss)

GRANT DEED

Documentary Transfer Tax not shown pursuant to Section 11932 of the Revenue and Taxation Code, as amended.

The Undersigned Grantor(s) Declare(s): DOCUMENTARY TRANSFER TAX **$SEE ATTACHED**; CITY TRANSFER TAX **$SEE ATTACHED**; SURVEY MONUMENT FEE $

[X] computed on the consideration or full value of property conveyed, OR
[ ] computed on the consideration or full value less value of liens and/or encumbrances remaining at time of sale,
[ ] unincorporated area; [X] City of **San Jose**, and
[x] Faye Tonelli Johnson
Signature of Declarant

FILOR REQUESTS
DO NOT RECORD STAMP VALUE

FOR A VALUABLE CONSIDERATION, receipt of which is hereby acknowledged, **Faye Tonelli Johnson, or her successor, Trustee, the Faye Tonelli Johnson 1998 Revocable Trust dtd. 7-8-98, as amended, as to an undivided 50% interest, and Faye Tonelli Johnson, Successor Trustee, the Carol M. Keeton 1996 Revocable Trust dated July 11, 1996, as to an undivided 50% interest**

hereby GRANTS to **Commercial Court Properties LLC, a California limited liability company**

the following described property in the City of **San Jose**, County of **Santa Clara**, State of **California**:

PARCEL ONE:

BEGINNING AT A ¾ INCH IRON PIPE IN THE LINE BETWEEN THE LANDS OF BALLOU AND THE ALISAL TRACT NO. 1; SAID ¾ INCH PIPE BEING THE MOST NORTHERLY CORNER OF THAT CERTAIN 11.51 ACRE TRACT OF LAND CONVEYED BY GEORGE H. BALLOU, ET UX, TO JOSEPH LUCCHESSI, ET AL, AS RECORDED ON JANUARY 18, 1938, RECORDS OF SANTA CLARA COUNTY, CALIFORNIA, AND RUNNING THENCE ALONG THE NORTHWESTERLY LINE OF SAID LANDS OF BALLOU NORTH 49° 30' EAST 89.6 FEET; THENCE NORTH 49° 24' EAST 549.9 FEET TO THE MOST NORTHERLY CORNER OF SAID LANDS OF BALLOU, IN THE CENTER OF THE CHANNEL OF THE COYOTE CREEK; THENCE ALONG SAID CHANNEL AND ALONG THE NORTHEASTERLY LINE OF SAID LANDS OF BALLOU SOUTH 45° 57' EAST 839.1 FEET TO THE MOST EASTERLY CORNER OF SAID LANDS OF BALLOU; THENCE ALONG THE SOUTHEASTERLY LINE OF THE LANDS OF BALLOU, SOUTH 49° 30' WEST 592.7 FEET TO A 4 INCH X 4 INCH STAKE DESIGNATED AS "C"; THENCE RUNNING NORTH 48° 54' WEST 468.75 FEET TO A ONE INCH PIPE AT THE MOST EASTERLY CORNER OF THE AFOREMENTIONED 11.51 ACRE TRACT; THENCE ALONG THE NORTHEASTERLY LINE OF SAID 11.51 ACRE TRACT NORTH 49° 23' WEST 375.2 FEET TO THE PLACE OF BEGINNING, CONTAINING 11.79 ACRES, AND BEING A PORTION OF THE 500 ACRE LOT 18, CITY OF SAN JOSE LANDS, SANTA CLARA COUNTY, CALIFORNIA.

EXCEPTING THEREFROM THAT CERTAIN TRACT OF LAND DESCRIBED IN FINAL ORDER OF CONDEMNATION RECORDED DECEMBER 29, 1958, IN BOOK 4273 OF OFFICIAL RECORDS, PAGE 256, AS FOLLOWS:

Mail Tax Statements To: **SAME AS ABOVE**

COMMENCING AT THE MOST NORTHERLY CORNER OF SAID PARCEL; THENCE ALONG THE NORTHWESTERLY LINE OF SAID PARCEL, SOUTH 50° 14' 32", 549.87 FEET TO THE MOST EASTERLY CORNER OF LOT 16, AS SAID LOT IS SHOWN ON THAT CERTAIN MAP ENTITLED, MAP OF THE ALISAL TRACT NO. 1, FILED DECEMBER 2, 1910 IN BOOK "N" OF MAPS, PAGE 16, IN THE OFFICE OF THE RECORDER OF SANTA CLARA COUNTY; THENCE ALONG THE NORTHEASTERLY PROJECTION OF THE SOUTHEASTERLY LINE OF SAID LOT, NORTH 50° 20' 32" EAST 89.38 FEET; THENCE ALONG A TANGENT CURVE TO THE RIGHT WITH A RADIUS OF 357.22 FEET, THROUGH AN ANGLE OF 83° 25' 00" AN ARC LENGTH OF 520.03 FEET; THENCE SOUTH 46° 14' 28 EAST 521.49 FEET TO THE SOUTHEASTERLY LINE OF SAID PARCEL; THENCE ALONG LAST SAID LINE, NORTH 50° 20' 32" EAST 125.54 FEET TO THE NORTHEASTERLY LINE OF SAID PARCEL; THENCE ALONG LAST SAID LINE NORTH 45° 06' 28" WEST 839.06 FEET TO THE POINT OF COMMENCEMENT.

PARCEL TWO:

A NON-EXCLUSIVE EASEMENT FOR THE PURPOSE OF INGRESS AND EGRESS AND FOR THE INSTALLATION AND MAINTENANCE OF PUBLIC UTILITIES APPURTENANT TO PARCEL 1 ABOVE DESCRIBED, OVER THE FOLLOWING DESCRIBED PARCEL OF LAND:

BEGINNING AT A POINT ON THE EASTERLY LINE OF SAN JOSE-OAKLAND ROAD (100.00 FEET IN WIDTH) DISTANT THEREON SOUTH 07° 01' 30" EAST 213.98 FEET FROM THE NORTHWESTERLY CORNER OF THAT CERTAIN 37.752 ACRE TRACT OF LAND DESCRIBED IN THE DEED FROM FORTUNATO PIERACCI, ET AL, TO GEORGE WILSON, ET UX, DATED DECEMBER 22, 1956, RECORDED DECEMBER 31, 1956 IN BOOK 3696 OF OFFICIAL RECORDS, PAGE 253, SANTA CLARA COUNTY RECORDS; THENCE NORTH 82° 58' 30" EAST 181.24 FEET; THENCE EASTERLY ON A CURVE TO THE LEFT WITH A RADIUS OF 250.00 FEET THROUGH AN ANGLE OF 33° 30' 10" FOR AN ARC DISTANCE OF 146.18 FEET; THENCE NORTH 49° 28' 20" EAST AND PARALLEL WITH THE NORTHWESTERLY LINE OF SAID 37.752 ACRE TRACT, 920.44 FEET; THENCE NORTH 40° 31' 40" WEST 40.00 FEET TO A POINT IN THE NORTHWESTERLY LINE OF A PROPOSED STREET (80.00 FEET IN WIDTH); THENCE NORTH 49° 28' 20" EAST ALONG THE NORTHEASTERLY PROLONGATION OF SAID LAST MENTIONED LINE TO THE POINT OF INTERSECTION THEREOF WITH A LINE WHICH IS PARALLEL WITH A DISTANT WESTERLY 80.00 FEET AT A RIGHT ANGLES FROM THE EASTERLY LINE OF THAT CERTAIN 28.25 ACRE TRACT OF LAND DESCRIBED AS PARCEL ONE, IN THE DEED FROM G. LESTER TARLETON, ET AL TO P. DELLA MAGGOIRE, ET AL, DATED JANUARY 8, 1931, RECORDED JANUARY 9, 1931 IN BOOK 546 OF OFFICIAL RECORDS, PAGE 451, SANTA CLARA COUNTY RECORDS, AND THE TRUE POINT OF BEGINNING OF THE TRACT OF LAND TO BE DESCRIBED; THENCE FROM SAID TRUE POINT OF BEGINNING NORTH 08° 03' WEST ALONG SAID LAST MENTIONED PARALLEL LINE TO THE POINT OF BEGINNING, NORTH 08° 03' WEST ALONG SAID LAST MENTIONED PARALLEL LINE TO THE POINT OF INTERSECTION THEREOF WITH THE NORTHEASTERLY LINE OF THAT CERTAIN 5.11 ACRE TRACT OF LAND DESCRIBED IN THE DEED FROM GEORGE HENRY BALLOU, ET UX, TO ATTILIO BOCCIARDI, ET UX, DATED MAY 8, 1940, RECORDED MAY 13, 1940 IN BOOK 987 OF OFFICIAL RECORDS, PAGE 151, SANTA CLARA COUNTY RECORDS; THENCE NORTH 48° 54' EAST ALONG THE NORTHEASTERLY LINE OF SAID 5.11 ACRE TRACT TO THE NORTHERNMOST CORNER OF SAID 28.25 ACRE TRACT, THENCE SOUTH 08° 03' EAST ALONG THE EASTERLY LINE OF SAID 28.25 ACRE TRACT TO A POINT WHICH BEARS NORTH 49° 28' 20" EAST FROM THE SAID TRUE POINT OF BEGINNING; THENCE SOUTH 49° 28' 20" WEST, TO THE TRUE POINT OF BEGINNING.

PARCEL THREE:

A NON-EXCLUSIVE EASEMENT FOR THE PURPOSE OF INGRESS AND EGRESS APPURTENANT TO PARCEL 1 ABOVE DESCRIBED OVER THE FOLLOWING DESCRIBED PARCEL OF LAND:

BEGINNING AT A POINT ON THE EASTERLY LINE OF SAN JOSE-OAKLAND ROAD (100.00 FEET IN WIDTH) DISTANT THEREON SOUTH 07° 01' 30" EAST 213.98 FEET FROM THE NORTHWESTERLY CORNER OF THAT CERTAIN 37.752 ACRE TRACT OF LAND DESCRIBED IN THE DEED FROM FORTUNATO PIERACCI, ET AL, TO GEORGE WILSON, ET UX, DATED DECEMBER 22, 1956, RECORDED DECEMBER 31, 1956 IN BOOK 3696 OF OFFICIAL RECORDS, PAGE 253, SANTA CLARA COUNTY RECORDS; THENCE NORTH 82° 58' 30" EAST 181.24 FEET; THENCE EASTERLY ON A CURVE TO THE LEFT WITH A RADIUS OF 250.00 FEET THROUGH AN ANGLE OF 33° 30' 10" FOR AN ARC DISTANCE OF 146.18 FEET; THENCE NORTH 49° 28' 20" EAST AND PARALLEL WITH THE NORTHWESTERLY LINE OF SAID 37.752 ACRE TRACT, 920.44 FEET; THENCE NORTH 40° 31' 40" WEST 40.00 FEET TO A POINT IN THE NORTHWESTERLY LINE OF A PROPOSED STREET (80.00 FEET IN WIDTH); THENCE NORTH 49° 28' 20" EAST ALONG THE NORTHEASTERLY PROLONGATION OF SAID LAST MENTIONED LINE TO THE POINT OF INTERSECTION THEREOF WITH A LINE WHICH IS PARALLEL WITH A DISTANT WESTERLY 80.00 FEET AT A RIGHT ANGLES FROM THE EASTERLY LINE OF THAT CERTAIN 28.25 ACRE TRACT OF LAND DESCRIBED AS PARCEL ONE, IN THE DEED FROM G. LESTER TARLETON, ET AL TO P. DELLA MAGGOIRE, ET AL, DATED JANUARY 8, 1931, RECORDED JANUARY 9, 1931 IN BOOK 546 OF OFFICIAL RECORDS, PAGE 451, SANTA CLARA COUNTY RECORDS, THENCE NORTH 08° 03' WEST ALONG SAID LAST MENTIONED PARALLEL LINE TO THE POINT OF INTERSECTION THEREOF WITH A LINE WHICH IS PARALLEL WITH AND DISTANT SOUTHWESTERLY 40.00 FEET AT RIGHT ANGLES FROM THE NORTHEASTERLY LINE OF THAT CERTAIN 5.11 ACRE TRACT OF LAND DESCRIBED IN THE DEED FROM GEORGE HENRY BALLOU, ET UX, TO ATTILIO BOCCIARDI, ET UX, DATED MAY 8, 1940, RECORDED MAY 13, 1940 IN BOOK 987 OF OFFICIAL RECORDS, PAGE 151, SANTA CLARA COUNTY RECORDS, AND THE TRUE POINT OF BEGINNING OF THE TRACT OF LAND TO BE DESCRIBED; THENCE FROM SAID TRUE POINT OF BEGINNING, CONTINUING NORTH 09° 03' WEST ALONG SAID PARALLEL LINE TO THE POINT OF INTERSECTION THEREOF WITH THE NORTHEASTERLY LINE OF SAID 5.11 ACRE TRACT; THENCE NORTH 49° 54' WEST ALONG SAID LAST MENTIONED LINE TO BE THE POINT OF INTERSECTION THEREOF WITH A LINE WHICH IS PARALLEL WITH AND DISTANT SOUTHEASTERLY 80.00 FEET AT RIGHT ANGLES FROM THE NORTHWESTERLY LINE OF SAID 5.11 ACRE TRACT; THENCE SOUTH 49° 28' 20" WEST ALONG SAID LAST-MENTIONED PARALLEL LINE 40 FEET, MORE OR LESS TO A POINT IN A LINE WHICH IS PARALLEL WITH AND DISTANT SOUTHWESTERLY 40.00 FEET AT RIGHT ANGLES FROM THE NORTHEASTERLY LINE OF SAID 5.11 ACRE TRACT; THENCE SOUTH 48° 54' EAST ALONG SAID LAST-MENTIONED PARALLEL LINE TO THE TRUE POINT OF BEGINNING.

PARCEL FOUR:

AN EASEMENT FOR INGRESS AND EGRESS AND THE INSTALLATION AND MAINTENANCE OF PUBLIC UTILITIES OVER ALL THAT PORTION OF THE PARCEL OF LAND DESCRIBE IN THE DEED FROM M. F. DANIELS, ET AL, TO DAVID TONELLI, ET UX, RECORDED DECEMBER 10, 1959 IN BOOK 4633 OF OFFICIAL RECORDS, PAGE 618, SANTA CLARA COUNTY RECORDS, LYING NORTHERLY OF COMMERCIAL STREET, AS SAID STREET AND EASEMENT ARE SHOWN UPON THE MAP OF TRACT NO. 3379, WHICH MAP WAS FILED IN THE OFFICE OF THE RECORDER OF THE COUNTY OF SANTA CLARA, STATE OF CALIFORNIA, ON JUNE 7, 1963 IN BOOK 162 OF MAPS, PAGE 9.
EXCEPTING THEREFROM THE RIGHT-OF-WAY AND EASEMENTS RIGHTS FOR ROADWAY PURPOSES AND FOR THE INSTALLATION AND MAINTENANCE OF PUBLIC UTILITIES GRANTED TO THE CITY OF SAN JOSE, A MUNICIPAL CORPORATION AS SET FORTH IN THAT CERTAIN DOCUMENT RECORDED ON NOVEMBER 5, 1981, IN BOOK G434 OF OFFICIAL RECORDS AT PAGE 682, INSTRUMENT NO. 7207796, RECORDS OF SANTA CLARA.

A.P.N.: 241-10-002

File No.: NCS-367654-SC (ss)

Dated: **06/22/2009**

The Faye Tonelli Johnson 1998 Revocable Trust dtd. 7-8-98, as amended

Faye Tonelli Johnson, Trustee

Faye Tonelli Johnson, Trustee

The Carole M. Keeton 1996 Revocable Trust dated July 11, 1996, as amended

Faye Tonelli Johnson, Successor Trustee

Faye Tonelli Johnson, Successor Trustee

STATE OF California)SS
COUNTY OF Santa Clara)

On June 26, 2009, before me, S. SAVOY, Notary Public, personally appeared Faye Tonelli Johnson, who proved to me on the basis of satisfactory evidence to be the person(s) whose name(s) is/are subscribed to the within instrument and acknowledged to me that he/she/they executed the same in his/her/their authorized capacity(ies), and that by his/her/their signature(s) on the instrument the person(s), or the entity upon behalf of which the person(s) acted, executed the instrument.

I certify under PENALTY OF PERJURY under the laws of the State of California that the foregoing paragraph is true and correct.

WITNESS my hand and official seal.

S. SAVOY
Commission # 1686920
Notary Public - California
Santa Clara County
My Comm. Expires Aug 7, 2010

Signature
S Savoy

My Commission Expires: Aug 7, 2010

This area for official notarial seal

Notary Name:
Notary Registration Number:

Notary Phone:
County of Principal Place of Business:

DOCUMENT: 21212428

Pages: 5

Fees .. 37 00
Taxes .
Copies.
AMT PAID 37.00

REGINA ALCOMENDRAS
SANTA CLARA COUNTY RECORDER
Recorded at the request of
Attorney

RDE # 008
6/20/2011
12:35 PM

Recording Requested By:

And When Recorded Mail To:
R. Donald McNeil
Ferrari Ottoboni Caputo & Wunderling LLP
333 W. Santa Clara St., Ste. 700
San Jose, CA 95113

GRANT DEED

The undersigned declares no documentary transfer tax is due. Deed is adding a trustee to the revocable trust and not pursuant to sale. Revenue & Taxation Code §11930.

Faye Tonelli Johnson
FAYE TONELLI JOHNSON

FOR NO CONSIDERATION,	Faye Tonelli Johnson, or her successor, Trustee, the Faye Tonelli Johnson 1998 Revocable Trust dtd. 7-8-98, as amended
HEREBY GRANTS TO:	Faye Tonelli Johnson and Sean Patrick Johnson, Co-Trustees, or their successor, the Faye Tonelli Johnson 1998 Revocable Trust dtd. 7-8-98, as amended,

the following described real property in the City of San Jose, County of Santa Clara, State of California :

SEE EXHIBIT A ATTACHED HERETO AND MADE A PART HEREOF

Commonly known as: 1055 Commercial St.

APN: 241-10-002

Dated: June 9, 2011

Faye Tonelli Johnson
FAYE TONELLI JOHNSON

Mail Tax Statements To: Faye Tonelli Johnson, 19270 Quinn Court, Morgan Hill, CA 95037

STATE OF CALIFORNIA)

COUNTY OF SANTA CLARA)

On June 9, 2011, before me, Glenda R. Cunningham, Notary Public, personally appeared , FAYE TONELLI JOHNSON, who proved to me on the basis of satisfactory evidence to be the person whose name is subscribed to the within instrument and acknowledged to me that she executed the same in her authorized capacity and that by her signature on the instrument the person executed this instrument.

I certify under PENALTY OF PERJURY under the laws of the State of California that the foregoing paragraph is true and correct.

WITNESS my hand and official seal.

Glenda R. Cunningham

GLENDA R. CUNNINGHAM
Commission # 1926405
Notary Public - California
Santa Clara County
My Comm. Expires Mar 20, 2015

Real Property

Sole and Separate Property

1. A one-half undivided interest in that real property commonly known as 1055 Commercial Street, San Jose, Santa Clara County, California, **APN: 241-10-003**, and more specifically described as follows:

BEGINNING at the Northernmost corner of that certain 5.11 acre tract of land described in the Deed from George Henry Ballou et us, to Attilio Bocciardi et us, dated May 8, 1940, recorded May 13, 1940 in Book 9878 of Official Records, page 151, Santa Clara County Records; thence from said point of beginning South 49° 28'20" West along the Northwesterly line of said 5.11 acre tract 245.00 feet; thence at right angles South 40° 31' 40" East 80.00 feet; thence North 49° 28' 20" East and parallel with the Northwesterly line of said 5.11 acre tract to the point of intersection thereof with the Northeasterly line of said 5.11 acre tract; thence North 48° 54' West along said last mentioned linc to the point of beginning.

TOGETHER WITH and as appurtenant to and for the benefit of the above described parcel of land, and as appurtenant to and for the benefit of that certain 11.79 acre tract of land described in the Deed from Claude T. Kritzer et us, to David Tonelli et us, dated November 7, 1953, recorded November 18, 1953 in Book 2759 Official Records, page 377, Santa Clara County Records, a non-exclusive easement for the purpose of ingress and egress and for the installation and maintenance of public utilities over the following described parcel of land:

Beginning at a point on the Easterly line of San Jose-Oakland Road (100.00 feet in width), distant thereon South 07° 01' 30" East 213.98 feet from the Northwesterly corner of that certain 37.752 acre tract of land described in the Deed from Fortunato Pieracci et al, to George Wilson et us, dated December 22, 1956, recorded December 31, 1956 in Book 3696 Official Records, page 253, Santa Clara County Records; thence North 82° 58' 30" East 181.24 feet; thence Easterly on a curve to the left with a radius of 250.00 feet through an angle of 33° 30' 10" for an arc distance of 146.18 feet; thence North 49° 28' 20" East and parallel with the Northwesterly line of said 37.752 acre tract 920.44 feet; thence North 40° 31' 40" West 40.00 feet to a point in the Northwesterly line of a proposed street (80.00 feet in width); thence North 49° 28'20" East along the Northeasterly prolongation of said last mentioned line to the point of intersection thereof with a line which is parallel with and distant Westerly 00.00 feet at right angles from the Easterly line of that certain 28.25 acre tract of land described as Parcel One in the Deed from G. Lester Tarleton, et al, to P. Della Maggiore et al., dated January 8, 1931, recorded January 9, 1931 in Book 546 Official Records, page 451, Santa Clara County Records, and the true point of beginning of the tract of land to be described; thence from said true point of beginning North 08° 03' West along said last mentioned parallel line to the point of intersection thereof with the Northeasterly line of that certain 5.11 acre tract of land described in the Deed from George Henry Ballou et us, to Attilio Bocciardi et us, dated

May 8, 1940, recorded May 13, 1940 in Book 987 Official Records, page 151, Santa Clara County Records; thence South 48° 54' East along the Northeasterly line of said 5.11 acre tract to the Northernmost corner of said 28.25 acre tract, thence South 08° 03' East along the Easterly line of said 28.25 acre tract to a point which bears North 49° 28' 20" East from the said true point of beginning; thence South 49° 28' 20" West to the true point of beginning.

ALSO TOGETHER WITH and as appurtenant to and for the benefit of the above described parcel of land, and as appurtenant to and for the benefit of that certain 11.79 acre tract of land described in the Deed from Claude T. Kritzer et us, to David Tonelli et ux, dated November 7, 1953, recorded November 18, 1953 in Book 2759 Official Records, page 377, Santa Clara County Records, a non-exclusive easement for the purpose of ingress and egress over the following described parcel of land:

Beginning at a point on the Easterly line of San Jose-Oakland Road (100.00 feet in width), distant thereon South 07° 01' 30" East 213.98 feet from the Northwesterly corner of that certain 37.752 acre tract of land described in the Deed from Fortunato Pieracci et al., to George Wilson et ux, dated December 22, 1956, recorded December 31, 1956, in Book 3696 Official Records, page 253, Santa Clara County Records; thence North 82° 58' 30" East 181.24 feet; thence Easterly on a curve to the left with a radius of 250.00 feet through an angle of 33° 30' 10" for an arc distance of 146.18 feet; thence North 49° 28' 20" East and parallel with the Northeasterly line of said 37.752 acre tract 920.44 feet; thence North 40° 31' 20" East along the Northeasterly prolongation of said last mentioned line to the point of intersection thereof with a line which is parallel with and distance Westerly 80.00 feet at right angles from the Easterly line of that certain 28.25 acre tract of land described as Parcel One in the Deed from G. Lester Tarleton et al., to P. Della Mattiore et al, dated January 8, 1931, recorded January 9, 1931, in Book 546 Official Records, page 451, Santa Clara County Records; thence North 08° 03' West along said last-mentioned parallel line to the point of intersection thereof with a line which is parallel with and distant Southwesterly 40.00 feet at right angles from the Northeasterly line of that certain 5.11 acre tract of land described in the Deed from George Henry Ballou et ux, to Attilio Bocciardi et us, dated May 8, 1940, recorded May 13, 1940 in Book 987 of Official Records, page 151, Santa Clara County Records, and the true point of beginning of the tract of land to be described; thence from said true point of beginning continuing North 08° 03' West along said parallel line to the point of intersection thereof with the Northeasterly line of said 5.11 acre tract; thence North 48° 54' West along said last-mentioned line to the point of intersection thereof with a line which is parallel with and distant Southeasterly 80.00 feet at right angles from the Northwesterly line of said 5.11 acre tract; thence South 49° 28' 20" West along said last-mentioned parallel line 40 feet, more or less, to a point in a line which is parallel with and distant Southwesterly 40.00 feet at right angles from the Northeasterly line of said 40 acre tract; thence South 48° 54' East along said last-mentioned parallel line to the true point of beginning.

A non exclusive easement for the purpose of ingress and egress over a strip of land 40.00 feet in width the Southwesterly line of which is more particularly described as follows:

Beginning at a point in the Northwesterly line of Commercial Street 80.00 feet in width at the Easternmost corner of that certain tract of land described in the Deed from M.F. Daniels to Robert A. Fletscher and Lois P. Fletscher, his wife, joint tenants, dated November 18, 1959 and recorded December 10, 1959 in Book 4633 Official Records, Page 701; thence from said point of beginning North 40° 31' 40" West along the Northeasterly line of land so described in the deed to said Robert A. Fletscher et ux for a distance of 280.00 feet to the Northernmost corner thereof in the Northwesterly line of that certain 37.752 acre tract of land described in the deed from Fortunato Pieracci et al to George Wilson et ux, dated December 22, 1956, recorded December 31, 1956 in Book 3696 Official Records, Page 253, Santa Clara County Records and the terminus of said easement.

Said easement is granted as appurtenant to and for the benefit of that certain 11.79 acre tract of land described in the Deed from Clause T. Kritzer et us, to David Tonelli et ux, dated November 17, 1953, recorded November 18, 1953 in Book 2759 Official Records, page 377, Santa Clara County Records.

APN: 241-10-003

DOCUMENT: 21212449

Pages: 5

Fees... 37.00
Taxes.
Copies .
AMT PAID 37.00

REGINA ALCOMENDRAS
SANTA CLARA COUNTY RECORDER
Recorded at the request of
Attorney

RDE # 008
6/20/2011
12:36 PM

Recording Requested By:

And When Recorded Mail To:
R. Donald McNeil
Ferrari Ottoboni Caputo & Wunderling LLP
333 W. Santa Clara St., Ste. 700
San Jose, CA 95113

GRANT DEED

The undersigned declares no documentary transfer tax is due. Deed transferred to a trust and not pursuant to sale. Revenue & Taxation Code § 11930.

Faye Tonelli Johnson

FAYE TONELLI JOHNSON, Ttee,
The Carole M. Keeton 1996 RevocableTrust
Dtd. 7-31-96, as amended

FOR NO CONSIDERATION, Faye Tonelli Johnson, Trustee, or her successor, The Carole M. Keeton 1996 Revocable Trust dtd. 7-31-96, as amended, as to an undivided one-half interest

hereby GRANTS to Faye Tonelli Johnson, Trustee, or her successor, The Carole M. Keeton Bypass Trust created under the Carole M. Keeton 1996 Revocabl e Trust dtd 7-31-96, as amended, as to an undivided one-half interest

the following described real property in the City of San Jose, County of Santa Clara, State of California :

SEE EXHIBIT A ATTACHED HERETO AND MADE A PART HEREOF.

Address: 1055 Commercial St.

APN: 241-10-002

Dated: 12-9-2010

Faye Tonelli Johnson

FAYE TONELLI JOHNSON, Ttee, The
Carole M. Keeton Trust dtd 7-31-96, as amended

Mail Tax Statements To: Faye Tonelli Johnson, 19270 Quinn Court, Morgan Hill 95037

STATE OF CALIFORNIA)
)
COUNTY OF SANTA CLARA)

On June 9, 2011, before me, Glenda R. Cunningham, Notary Public, personally appeared , FAYE TONELLI JOHNSON, who proved to me on the basis of satisfactory evidence to be the person whose name is subscribed to the within instrument and acknowledged to me that she executed the same in her authorized capacity and that by her signature on the instrument the person executed this instrument.

I certify under PENALTY OF PERJURY under the laws of the State of California that the foregoing paragraph is true and correct.

WITNESS my hand and official seal.

Glenda R. Cunningham

GLENDA R. CUNNINGHAM
Commission # 1926405
Notary Public - California
Santa Clara County
My Comm. Expires Mar 20, 2015

Real Property

Sole and Separate Property

1. A one-half undivided interest in that real property commonly known as 1055 Commercial Street, San Jose, Santa Clara County, California, **APN: 241-10-003**, and more specifically described as follows:

BEGINNING at the Northernmost corner of that certain 5.11 acre tract of land described in the Deed from George Henry Ballou et us, to Attilio Bocciardi et us, dated May 8, 1940, recorded May 13, 1940 in Book 9878 of Official Records, page 151, Santa Clara County Records; thence from said point of beginning South 49° 28'20" West along the Northwesterly line of said 5.11 acre tract 245.00 feet; thence at right angles South 40° 31' 40" East 80.00 feet; thence North 49° 28' 20" East and parallel with the Northwesterly line of said 5.11 acre tract to the point of intersection thereof with the Northeasterly line of said 5.11 acre tract; thence North 48° 54' West along said last mentioned line to the point of beginning.

TOGETHER WITH and as appurtenant to and for the benefit of the above described parcel of land, and as appurtenant to and for the benefit of that certain 11.79 acre tract of land described in the Deed from Claude T. Kritzer et us, to David Tonelli et us, dated November 7, 1953, recorded November 18, 1953 in Book 2759 Official Records, page 377, Santa Clara County Records, a non-exclusive easement for the purpose of ingress and egress and for the installation and maintenance of public utilities over the following described parcel of land:

Beginning at a point on the Easterly line of San Jose-Oakland Road (100.00 feet in width), distant thereon South 07° 01' 30" East 213.98 feet from the Northwesterly corner of that certain 37.752 acre tract of land described in the Deed from Fortunato Pieracci et al, to George Wilson et us, dated December 22, 1956, recorded December 31, 1956 in Book 3696 Official Records, page 253, Santa Clara County Records; thence North 82° 58' 30" East 181.24 feet; thence Easterly on a curve to the left with a radius of 250.00 feet through an angle of 33° 30' 10" for an arc distance of 146.18 feet; thence North 49° 28' 20" East and parallel with the Northwesterly line of said 37.752 acre tract 920.44 feet; thence North 40° 31' 40" West 40.00 feet to a point in the Northwesterly line of a proposed street (80.00 feet in width); thence North 49° 28'20" East along the Northeasterly prolongation of said last mentioned line to the point of intersection thereof with a line which is parallel with and distant Westerly 00.00 feet at right angles from the Easterly line of that certain 28.25 acre tract of land described as Parcel One in the Deed from G. Lester Tarleton, et al, to P. Della Maggiore et al., dated January 8, 1931, recorded January 9, 1931 in Book 546 Official Records, page 451, Santa Clara County Records, and the true point of beginning of the tract of land to be described; thence from said true point of beginning North 08° 03' West along said last mentioned parallel line to the point of intersection thereof with the Northeasterly line of that certain 5.11 acre tract of land described in the Deed from George Henry Ballou et us, to Attilio Bocciardi et us, dated

May 8, 1940, recorded May 13, 1940 in Book 987 Official Records, page 151, Santa Clara County Records; thence South 48° 54' East along the Northeasterly line of said 5.11 acre tract to the Northernmost corner of said 28.25 acre tract, thence South 08° 03' East along the Easterly line of said 28.25 acre tract to a point which bears North 49° 28' 20" East from the said true point of beginning; thence South 49° 28' 20" West to the true point of beginning.

ALSO TOGETHER WITH and as appurtenant to and for the benefit of the above described parcel of land, and as appurtenant to and for the benefit of that certain 11.79 acre tract of land described in the Deed from Claude T. Kritzer et us, to David Tonelli et ux, dated November 7, 1953, recorded November 18, 1953 in Book 2759 Official Records, page 377, Santa Clara County Records, a non-exclusive easement for the purpose of ingress and egress over the following described parcel of land:

Beginning at a point on the Easterly line of San Jose-Oakland Road (100.00 feet in width), distant thereon South 07° 01' 30" East 213.98 feet from the Northwesterly corner of that certain 37.752 acre tract of land described in the Deed from Fortunato Pieracci et al., to George Wilson et ux, dated December 22, 1956, recorded December 31, 1956, in Book 3696 Official Records, page 253, Santa Clara County Records; thence North 82° 58' 30" East 181.24 feet; thence Easterly on a curve to the left with a radius of 250.00 feet through an angle of 33° 30' 10" for an arc distance of 146.18 feet; thence North 49° 28' 20" East and parallel with the Northeasterly line of said 37.752 acre tract 920.44 feet; thence North 40° 31' 20" East along the Northeasterly prolongation of said last mentioned line to the point of intersection thereof with a line which is parallel with and distance Westerly 80.00 feet at right angles from the Easterly line of that certain 28.25 acre tract of land described as Parcel One in the Deed from G. Lester Tarleton et al., to P. Della Mattiore et al, dated January 8, 1931, recorded January 9, 1931, in Book 546 Official Records, page 451, Santa Clara County Records; thence North 08° 03' West along said last-mentioned parallel line to the point of intersection thereof with a line which is parallel with and distant Southwesterly 40.00 feet at right angles from the Northeasterly line of that certain 5.11 acre tract of land described in the Deed from George Henry Ballou et ux, to Attilio Bocciardi et us, dated May 8, 1940, recorded May 13, 1940 in Book 987 of Official Records, page 151, Santa Clara County Records, and the true point of beginning of the tract of land to be described; thence from said true point of beginning continuing North 08° 03' West along said parallel line to the point of intersection thereof with the Northeasterly line of said 5.11 acre tract; thence North 48° 54' West along said last-mentioned line to the point of intersection thereof with a line which is parallel with and distant Southeasterly 80.00 feet at right angles from the Northwesterly line of said 5.11 acre tract; thence South 49° 28' 20" West along said last-mentioned parallel line 40 feet, more or less, to a point in a line which is parallel with and distant Southwesterly 40.00 feet at right angles from the Northeasterly line of said 40 acre tract; thence South 48° 54' East along said last-mentioned parallel line to the true point of beginning.

A non exclusive easement for the purpose of ingress and egress over a strip of land 40.00 feet in width the Southwesterly line of which is more particularly described as follows:

Beginning at a point in the Northwesterly line of Commercial Street 80.00 feet in width at the Easternmost corner of that certain tract of land described in the Deed from M.F. Daniels to Robert A. Fletscher and Lois P. Fletscher, his wife, joint tenants, dated November 18, 1959 and recorded December 10, 1959 in Book 4633 Official Records, Page 701; thence from said point of beginning North 40° 31' 40" West along the Northeasterly line of land so described in the deed to said Robert A. Fletscher et ux for a distance of 280.00 feet to the Northernmost corner thereof in the Northwesterly line of that certain 37.752 acre tract of land described in the deed from Fortunato Pieracci et al to George Wilson et ux, dated December 22, 1956, recorded December 31, 1956 in Book 3696 Official Records, Page 253, Santa Clara County Records and the terminus of said easement.

Said easement is granted as appurtenant to and for the benefit of that certain 11.79 acre tract of land described in the Deed from Clause T. Kritzer et us, to David Tonelli et ux, dated November 17, 1953, recorded November 18, 1953 in Book 2759 Official Records, page 377, Santa Clara County Records.

APN: 241-10-003

DOCUMENT: 21832781

Pages: 6

Fees 30 00
Taxes
Copies
AMT PAID 30 00

REGINA ALCOMENDRAS
SANTA CLARA COUNTY RECORDER
Recorded at the request of
Recording Service

RDE # 005
8/31/2012
11:05 AM

RECORDING REQUESTED BY
First American Title Insurance Company National Commercial Services

AND WHEN RECORDED MAIL DOCUMENT TO:
Faye Tonelli Johnson
19270 Quinn Ct.
Morgan Hill, CA 95037

Space Above This Line for Recorder's Use Only

A.P.N.: 241-10-003

File No.: NCS-552296-SC (cmh)

Affidavit - Death of Trustee

State of **CA**)
)ss.
County of Santa Clara.)

Faye Tonelli Johnson ("Declarant") is of legal age, being first duly sworn, deposes and states under penalty of perjury under the laws of the State of California:

1. **Carole M. Keeton** ("Decedent") is the person referenced in the attached certified copy of the Certificate of Death who died on 4-19-09 at San Jose, CA (city and state of death).

2. Decedent is the same person named as the trustee named in that certain Declaration of Trust dated **July 31, 1996** executed by **Carole M. Keeton** as trustor(s) (the "Trust").

3. Decedent as a trustee is the same person who was named as a grantee in that certain **Grant Deed** dated **January 29, 1998** which was recorded on **March 24, 1998** as Instrument No. ~~**1417335**~~ in Book **N/A**, Page **N/A, which erroneously referenced the incorrect trust date of 7/11/1996**, of Official Records of **Santa Clara** County, California as legally described as follows:

14107335

Legal Description attached hereto as Exhibit "A" and incorporated herein by this reference

4. Declarant is the successor trustee under the Trust. The Trust was in effect at the date of the death of the Decedent and has not been revoked. Declarant has consented to act as trustee under the Trust.

Dated: 8-9-12

A.P.N.: **241-10-003** Affidavit - Death of Trustee - continued File No.: **NCS-552296-SC (cmh)**
Date: **August 06, 2012**

DECLARANT:

Faye Tonelli Johnson

Faye Tonelli Johnson, Successor Trustee

State of California

County of Santa Clara

Subscribed and sworn to (or affirmed) before me on this 9th day of Aug., 20 12, by Faye Tonelli Johnson, proved to me on the basis of satisfactory evidence to be the person(s) who appeared before me.

Signature Glenda R. Cunningham (Seal)

GLENDA R. CUNNINGHAM
Commission # 1926405
Notary Public - California
Santa Clara County
My Comm. Expires Mar 20, 2015

STATE OF CALIFORNIA
CERTIFICATION OF VITAL RECORD

COUNTY of SANTA CLARA

PUBLIC HEALTH DEPARTMENT

VITAL RECORDS AND REGISTRATION

645 SOUTH BASCOM AVENUE, SAN JOSE, CALIFORNIA 95128
CURRENT ADDRESS: 976 LENZEN AVE, SAN JOSE, CA 95126, EFFECTIVE: 04/13/2009

CERTIFICATE OF DEATH

STATE OF CALIFORNIA — USE BLACK INK ONLY / NO ERASURE, WHITEOUTS OR ALTERATIONS

STATE FILE NUMBER: | LOCAL REGISTRATION NUMBER: 3200943003337

DECEDENT'S PERSONAL DATA

1. NAME OF DECEDENT — FIRST (Given)	2. MIDDLE	3. LAST (Family)
CAROLE	MARIE	KEETON

AKA. ALSO KNOWN AS — Include full AKA (FIRST, MIDDLE, LAST):

4. DATE OF BIRTH mm/dd/yyyy	5. AGE Yrs.	If UNDER ONE YEAR Months / Days	If UNDER 24 HOURS Hours / Minutes	6. SEX
02/26/1935	74			F

8. BIRTH STATE/FOREIGN COUNTRY	9b. SOCIAL SECURITY NUMBER	11. EVER IN U.S. ARMED FORCES?	12. MARITAL STATUS (at Time of Death)	7. DATE OF DEATH mm/dd/yyyy	8. HOUR (24 Hours)
CA	[redacted]3535	☐ YES ☒ NO ☐ UNK	MARRIED	04/29/2009	1846

13. EDUCATION — Highest Level/Degree (see worksheet on back)	14/15. WAS DECEDENT HISPANIC/LATINO(A)/SPANISH? (If yes, see worksheet on back)	16. DECEDENT'S RACE — Up to 3 races may be listed (see worksheet on back)
SOME COLLEGE	☐ YES ☒ NO	CAUCASIAN

17. USUAL OCCUPATION — Type of work for most of life. DO NOT USE RETIRED	18. KIND OF BUSINESS OR INDUSTRY (e.g., grocery store, road construction, employment agency, etc.)	19. YEARS IN OCCUPATION
CO OWNER	TRUCKING	40

USUAL RESIDENCE

20. DECEDENT'S RESIDENCE (Street and number or location): 14938 REYNAUD DRIVE

21. CITY	22. COUNTY/PROVINCE	23. ZIP CODE	24. YEARS IN COUNTY	25. STATE/FOREIGN COUNTRY
SAN JOSE	SANTA CLARA	95127	59	CA

INFORMANT

26. INFORMANT'S NAME, RELATIONSHIP	27. INFORMANT'S MAILING ADDRESS (Street and number or rural route number, city or town, state, ZIP)
SAMUEL KEETON, HUSBAND	14938 REYNAUD DRIVE, SAN JOSE, CA 95127

SPOUSE AND PARENT INFORMATION

29. NAME OF SURVIVING SPOUSE — FIRST	29. MIDDLE	30. LAST (Maiden Name)	
SAMUEL	LEWIS	KEETON	
31. NAME OF FATHER — FIRST	**32. MIDDLE**	**33. LAST**	**34. BIRTH STATE**
DAVID	-	TONELLI	IL
35. NAME OF MOTHER — FIRST	**36. MIDDLE**	**37. LAST (Maiden)**	**38. BIRTH STATE**
OPAL	ALICE	RICKMAN	KS

FUNERAL DIRECTOR/ LOCAL REGISTRAR

39. DISPOSITION DATE mm/dd/yyyy	40. PLACE OF FINAL DISPOSITION
05/08/2009	OAK HILL MEMORIAL PARK 300 CURTNER AVE, SAN JOSE, CA 95125

41. TYPE OF DISPOSITION(S)	42. SIGNATURE OF EMBALMER	43. LICENSE NUMBER
BURIAL	▸ JOYCE HUGHES	EMB8601

44. NAME OF FUNERAL ESTABLISHMENT	45. LICENSE NUMBER	46. SIGNATURE OF LOCAL REGISTRAR	47. DATE mm/dd/yyyy
OAK HILL FUNERAL HOME	FD 991	▸ MARTIN D FENSTERSHEIB, MD	05/08/2009

PLACE OF DEATH

101. PLACE OF DEATH	102. IF HOSPITAL, SPECIFY ONE	103. IF OTHER THAN HOSPITAL, SPECIFY ONE
SANTA CLARA COUNTY VALLEY MEDICAL CENTER	☒ IP ☐ ER/OP ☐ DOA	☐ Hospice ☐ Nursing/Retirement, ETC ☐ Decedent's Home ☐ Other

104. COUNTY	105. FACILITY ADDRESS OR LOCATION WHERE FOUND (Street and number or location)	106. CITY
SANTA CLARA	751 SOUTH BASCOM AVENUE	SAN JOSE

CAUSE OF DEATH

107. CAUSE OF DEATH — Enter the chain of events — diseases, injuries, or complications — that directly caused death. DO NOT enter terminal events such as cardiac arrest, respiratory arrest, or ventricular fibrillation without showing the etiology. DO NOT ABBREVIATE.

		Time Interval Between Onset and Death	108. DEATH REPORTED TO CORONER?
IMMEDIATE CAUSE (Final disease or condition resulting in death)	(a) COMPLICATIONS FOLLOWING BLUNT TRAUMA TO THE TORSO	(a1) DAYS	☒ YES ☐ NO 09-01373
Sequentially list conditions, if any, leading to (a). Enter UNDERLYING CAUSE (disease or injury that initiated the events resulting in death) LAST	(b)	(b1)	109. AUTOPSY PERFORMED? ☐ YES ☒ NO
	(c)	(c1)	110. AUTOPSY PERFORMED? ☒ YES ☐ NO
	(d)	(d1)	111. USED IN DETERMINING CAUSE? ☒ YES ☐ NO

112. OTHER SIGNIFICANT CONDITIONS CONTRIBUTING TO DEATH BUT NOT RESULTING IN THE UNDERLYING CAUSE GIVEN IN 107: HYPERTENSIVE CARDIOVASCULAR DISEASE; DIABETES MELLITUS

113. WAS OPERATION PERFORMED FOR ANY CONDITION IN ITEM 107 OR 112? (If yes, list type of operation and date.): NO

113A. IF FEMALE, PREGNANT IN LAST YEAR? ☐ YES ☒ NO ☐ UNK

PHYSICIAN'S CERTIFICATION

114. I CERTIFY THAT TO THE BEST OF MY KNOWLEDGE DEATH OCCURRED AT THE HOUR, DATE, AND PLACE STATED FROM THE CAUSES STATED. Decedent Attended Since (a) mm/dd/yyyy (b) mm/dd/yyyy / Decedent Last Seen Alive	115. SIGNATURE AND TITLE OF CERTIFIER	116. LICENSE NUMBER	117. DATE mm/dd/yyyy
	▸		
	118. TYPE ATTENDING PHYSICIAN'S NAME, MAILING ADDRESS ZIP CODE		

CORONER'S USE ONLY

119. I CERTIFY THAT IN MY OPINION DEATH OCCURRED AT THE HOUR, DATE, AND PLACE STATED FROM THE CAUSES STATED. MANNER OF DEATH: ☐ Natural ☒ Accident ☐ Homicide ☐ Suicide ☐ Pending Investigation ☐ Could not be determined	120. INJURED AT WORK? ☐ YES ☒ NO ☐ UNK	121. INJURY DATE mm/dd/yyyy	122. HOUR (24 Hours)
		04/21/2009	1515

123. PLACE OF INJURY (e.g., home, construction site, wooded area, etc.): HIGHWAY

124. DESCRIBE HOW INJURY OCCURRED (Events which resulted in injury): RESTRAINED FRONT SEAT PASSENGER OF MOTOR VEHICLE INJURED IN MULTIPLE COLLISIONS

125. LOCATION OF INJURY (Street and number, or location, and city, and ZIP): HWY 280 SOUTH OF RACE STREET, SAN JOSE, CA 95126

126. SIGNATURE OF CORONER / DEPUTY CORONER	127. DATE mm/dd/yyyy	128. TYPE NAME, TITLE OF CORONER / DEPUTY CORONER
▸ GLENN V NAZARENO MD	05/05/2009	GLENN V NAZARENO MD, MED.EXAMINER

STATE REGISTRAR	A	B	C	D	E		FAX AUTH. #	CENSUS TRACT
						01000100121191 3	Bm	

CERTIFIED COPY OF VITAL RECORDS

STATE OF CALIFORNIA
COUNTY OF SANTA CLARA } SS

DATE ISSUED By MAY 11 2009

H2368547

This is a true and exact reproduction of the document officially registered and placed on file in the VITAL RECORDS SECTION, DEPARTMENT OF PUBLIC HEALTH.

Martin D. Fensterstheib MD
MARTIN D. FENSTERSHEIB
HEALTH OFFICER AND LOCAL REGISTRAR
OF BIRTHS AND DEATHS

This copy not valid unless prepared on engraved border displaying seal and signature of Registrar.

THE GREAT SEAL OF THE STATE OF CALIFORNIA — EUREKA

SANTA CLARA COUNTY HEALTH DEPARTMENT

MIDWEST BANK NOTE COMPANY

ANY ALTERATION OR ERASURE VOIDS THIS CERTIFICATE

EXHIBIT A

PARCEL ONE:

BEGINNING at the Northernmost corner of that certain 5.11 acre tract of land described in the Deed from George Henry Ballou et us, to Attilio Bocciardi et us, dated May 8, 1940, recorded May 13, 1940 in Book 9878 of Official Records, Page 151, Santa Clara County Records; thence from said point of beginning South 49° 28'20" West along the Northwesterly line of said 5.11 acre tract 245.00 feet; thence at right angles South 40° 31' 40" East 80.00 feet; thence North 49° 28' 20" East and parallel with the Northwesterly line of said 5.11 acre tract to the point of intersection thereof with the Northeasterly line of said 5.11 acre tract; thence North 48° 54' West along said last mentioned line to the point of beginning.

PARCEL TWO:

As appurtenant to and for the benefit of the above described parcel of land, and as appurtenant to and for the benefit of that certain 11.79 acre tract of land described in the Deed from Claude T. Kritzer et us, to David Tonelli et us, dated November 7, 1953, recorded November 18, 1953 in Book 2759 Official Records, page 377, Santa Clara County Records, a non-exclusive easement for the purpose of ingress and egress and for the installation and maintenance of public utilities over the following described parcel of land:

Beginning at a point on the Easterly line of San Jose-Oakland Road (100.00 feet in width), distant thereon South 07° 01' 30" East 213.98 feet from the Northwesterly corner

of that certain 37.752 acre tract of land described in the Deed from Fortunato Pieracci et al, to George Wilson et us, dated December 22, 1956, recorded December 31, 1956 in Book 3696 Official Records, page 253, Santa Clara County Records; thence North 82° 58' 30" East 181.24 feet; thence Easterly on a curve to the left with a radius of 250.00 feet through an angle of 33° 30' 10" for an arc distance of 146.18 feet; thence North 49° 28' 20" East and parallel with the Northwesterly line of said 37.752 acre tract 920.44 feet; thence North 40° 31' 40" West 40.00 feet to a point in the Northwesterly line of a proposed street (80.00 feet in width); thence North 49° 28' 20" East along the Northeasterly prolongation of said last mentioned line to the point of intersection thereof with a line which is parallel with and distant Westerly 80.00 feet at right angles from the Easterly line of that certain 28.25 acre tract of land described as Parcel One in the Deed from G. Lester Tarleton, et al, to P. Della Maggiore et al., dated January 8, 1931, recorded January 9, 1931 in Book 546 Official Records, page 451, Santa Clara County Records, and the true point of beginning of the tract of land to be described; thence from said true point of beginning North 08° 03' West along said last mentioned parallel line to the point of intersection thereof with the Northeasterly line of that certain 5.11 acre tract of land described in the Deed from George Henry Ballou et us, to Attilio Bocciardi et us, dated May 8, 1940, recorded May 13, 1940 in Book 987 Official Records, page 151, Santa Clara County Records; thence South 48° 54' East along the Northeasterly line of said 5.11 acre tract to the Northernmost corner of said 28.25 acre tract, thence South 08° 03' East along the Easterly line of said 28.25 acre tract to a point which bears North 49° 28' 20" East from the said true point of beginning; thence South 49° 28' 20" West to the true point of beginning.

PARCEL THREE:

As appurtenant to and for the benefit of the above described parcel of land, and as appurtenant to and for the benefit of that certain 11.79 acre tract of land described in the Deed from Claude T. Kritzer et us, to David Tonelli et ux, dated November 7, 1953, recorded November 18, 1953 in Book 2759 Official Records, page 377, Santa Clara County Records, a non-exclusive easement for the purpose of ingress and egress over the following described parcel of land:

Beginning at a point on the Easterly line of San Jose-Oakland Road (100.00 feet in width), distant thereon South 07° 01' 30" East 213.98 feet from the Northwesterly corner

of that certain 37.752 acre tract of land described in the Deed from Fortunato Pieracci et al., to George Wilson et ux, dated December 22, 1956, recorded December 31, 1956, in Book 3696 Official Records, page 253, Santa Clara County Records; thence North 82° 58' 30" East 181.24 feet; thence Easterly on a curve to the left with a radius of 250.00 feet through an angle of 33° 30' 10" for an arc distance of 146.18 feet; thence North 49° 28' 20" East and parallel with the Northeasterly line of said 37.752 acre tract 920.44 feet; thence North 40° 31' 20" East along the Northeasterly prolongation of said last mentioned line to the point of intersection thereof with a line which is parallel with and distance Westerly 80.00 feet at right angles from the Easterly line of that certain 28.25 acre tract of land described as Parcel One in the Deed from G. Lester Tarleton et al., to P. Della Mattiore et al, dated January 8, 1931, recorded January 9, 1931, in Book 546 Official Records, page 451, Santa Clara County Records; thence North 08° 03' West along said last-mentioned parallel line to the point of intersection thereof with a line which is parallel with and distant Southwesterly 40.00 feet at right angles from the Northeasterly line of that certain 5.11 acre tract of land described in the Deed from George Henry Ballou et ux, to Attilio Bocciardi et us, dated May 8, 1940, recorded May 13, 1940 in Book 987 of Official Records, page 151, Santa Clara County Records, and the true point of beginning of the tract of land to be described; thence from said true point of beginning continuing North 08° 03' West along said parallel line to the point of intersection thereof with the Northeasterly line of said 5.11 acre tract; thence North 48° 54' West along said last-mentioned line to the point of intersection thereof with a line which is parallel with and distant Southeasterly 80.00 feet at right angles from the Northwesterly line of said 5.11 acre tract; thence South 49° 28' 20" West along said last-mentioned parallel line 40 feet, more or less, to a point in a line which is parallel with and distant Southwesterly 40.00 feet at right angles from the Northeasterly line of said 40 acre tract; thence South 48° 54' East along said last-mentioned parallel line to the true point of beginning.

PARCEL FOUR:

A non exclusive easement for the purpose of ingress and egress over a strip of land 40.00 feet in width the Southwesterly line of which is more particularly described as follows:

Beginning at a point in the Northwesterly line of Commercial Street 80.00 feet in width at the Easternmost comer of that certain tract of land described in the Deed from M.F. Daniels to Robert A. Fletscher and Lois P. Fletscher, his wife, joint tenants, dated November 18, 1959 and recorded December 10, 1959 in Book 4633 Official Records, Page 701; thence from said point of beginning North 40° 31' 40" West along the Northeasterly line of land so described in the deed to said Robert A. Fletscher et ux for a distance of 280.00 feet to the Northernmost comer thereof in the Northwesterly line of that certain 37.752 acre tract of land described in the deed from Fortunato Pieracci et al to George Wilson et ux, dated December 22, 1956, recorded December 31, 1956 in Book 3696 Official Records, Page 253, Santa Clara County Records and the terminus of said easement.

Said easement is granted as appurtenant to and for the benefit of that certain 11.79 acre tract of land described in the Deed from Clause T. Kritzer et us, to David Tonelli et ux, dated November 17, 1953, recorded November 18, 1953 in Book 2759 Official Records, page 377, Santa Clara County Records.

DOCUMENT: 21832782

Pages: 4

Fees . . 34.00
Taxes -- Conf --
Copies
AMT PAID 34 00

REGINA ALCOMENDRAS
SANTA CLARA COUNTY RECORDER
Recorded at the request of
Recording Service

RDE # 005
8/31/2012
11:05 AM

RECORDING REQUESTED BY
First American Title Insurance Company National Commercial Services

AND WHEN RECORDED MAIL DOCUMENT TO:
Commercial Court Properties, LLC
~~No Site Address~~ 6029 Garden Hwy
~~San Jose, CA 95112~~ Sacramento, CA 95831

FILOR REQUESTS
~~DO NOT RECORD STAMP VALUE~~

Space Above This Line for Recorder's Use Only

A.P.N.: 241-10-003

File No.: NCS-552296-SC (cmh)

GRANT DEED

The undersigned Grantor(s) declare(s) that Documentary Transfer Tax shall be shown on a separate Declaration or Statement of Tax Due and not of public record pursuant to revenue & taxation code 11932-11933.

[X] Faye Tonelli Johnson
Faye Tonelli Johnson
Signature of Declarant

FOR A VALUABLE CONSIDERATION, receipt of which is hereby acknowledged, **Faye Tonelli Johnson, Trustee, or her successor, of the Carole M. Keeton 1996 Revocable Trust dated 7/31/96, as amended, as to an undivided one-half interest and Faye Tonelli Johnson and Sean Patrick Johnson, co-trustees, or their successor, of the Faye Tonelli Johnson 1998 Revocable Trust dated 7/8/1998 as amended, as to an undivided one-half interest**

hereby GRANTS to **Commercial Court Properties, LLC, a California limited liability company**

the following described property in the City of **San Jose**, County of **Santa Clara**, State of **California**:

PARCEL ONE:

BEGINNING at the Northernmost corner of that certain 5.11 acre tract of land described in the Deed from George Henry Ballou et us, to Attilio Bocciardi et us, dated May 8, 1940, recorded May 13, 1940 in Book 9878 of Official Records, Page 151, Santa Clara County Records; thence from said point of beginning South 49° 28'20" West along the Northwesterly line of said 5.11 acre tract 245.00 feet; thence at right angles South 40° 31' 40" East 80.00 feet; thence North 49° 28' 20" East and parallel with the Northwesterly line of said 5.11 acre tract to the point of intersection thereof with the Northeasterly line of said 5.11 acre tract; thence North 48° 54' West along said last mentioned line to the point of beginning.

PARCEL TWO:

As appurtenant to and for the benefit of the above described parcel of land, and as appurtenant to and for the benefit of that certain 11.79 acre tract of land described in the Deed from Claude T. Kritzer et us, to David Tonelli et us, dated November 7, 1953, recorded November 18, 1953 in Book 2759 Official Records, page 377, Santa Clara County Records, a non-exclusive easement for the purpose of ingress and egress and for the installation and maintenance of public utilities over the following described parcel of land:

Beginning at a point on the Easterly line of San Jose-Oakland Road (100.00 feet in width), distant thereon South 07° 01' 30" East 213.98 feet from the Northwesterly corner

Mail Tax Statements To: **SAME AS ABOVE**

of that certain 37.752 acre tract of land described in the Deed from Fortunato Pieracci et al, to George Wilson et us, dated December 22, 1956, recorded December 31, 1956 in Book 3696 Official Records, page 253, Santa Clara County Records; thence North 82° 58' 30" East 181.24 feet; thence Easterly on a curve to the left with a radius of 250.00 feet through an angle of 33° 30' 10" for an arc distance of 146.18 feet; thence North 49° 28' 20" East and parallel with the Northwesterly line of said 37.752 acre tract 920.44 feet; thence North 40° 31' 40" West 40.00 feet to a point in the Northwesterly line of a proposed street (80.00 feet in width); thence North 49° 28' 20" East along the Northeasterly prolongation of said last mentioned line to the point of intersection thereof with a line which is parallel with and distant Westerly 80.00 feet at right angles from the Easterly line of that certain 28.25 acre tract of land described as Parcel One in the Deed from G. Lester Tarleton, et al, to P. Della Maggiore et al., dated January 8, 1931, recorded January 9, 1931 in Book 546 Official Records, page 451, Santa Clara County Records, and the true point of beginning of the tract of land to be described; thence from said true point of beginning North 08° 03' West along said last mentioned parallel line to the point of intersection thereof with the Northeasterly line of that certain 5.11 acre tract of land described in the Deed from George Henry Ballou et us, to Attilio Bocciardi et us, dated May 8, 1940, recorded May 13, 1940 in Book 987 Official Records, page 151, Santa Clara County Records; thence South 48° 54' East along the Northeasterly line of said 5.11 acre tract to the Northernmost corner of said 28.25 acre tract, thence South 08° 03' East along the Easterly line of said 28.25 acre tract to a point which bears North 49° 28' 20" East from the said true point of beginning; thence South 49° 28' 20" West to the true point of beginning.

PARCEL THREE:

As appurtenant to and for the benefit of the above described parcel of land, and as appurtenant to and for the benefit of that certain 11.79 acre tract of land described in the Deed from Claude T. Kritzer et us, to David Tonelli et ux, dated November 7, 1953, recorded November 18, 1953 in Book 2759 Official Records, page 377, Santa Clara County Records, a non-exclusive easement for the purpose of ingress and egress over the following described parcel of land:

Beginning at a point on the Easterly line of San Jose-Oakland Road (100.00 feet in width), distant thereon South 07° 01' 30" East 213.98 feet from the Northwesterly corner

of that certain 37.752 acre tract of land described in the Deed from Fortunato Pieracci et al., to George Wilson et ux, dated December 22, 1956, recorded December 31, 1956, in Book 3696 Official Records, page 253, Santa Clara County Records; thence North 82° 58' 30" East 181.24 feet; thence Easterly on a curve to the left with a radius of 250.00 feet through an angle of 33° 30' 10" for an arc distance of 146.18 feet; thence North 49° 28' 20" East and parallel with the Northeasterly line of said 37.752 acre tract 920.44 feet; thence North 40° 31' 20" East along the Northeasterly prolongation of said last mentioned line to the point of intersection thereof with a line which is parallel with and distance Westerly 80.00 feet at right angles from the Easterly line of that certain 28.25 acre tract of land described as Parcel One in the Deed from G. Lester Tarleton et al., to P. Della Mattiore et al, dated January 8, 1931, recorded January 9, 1931, in Book 546 Official Records, page 451, Santa Clara County Records; thence North 08° 03' West along said last-mentioned parallel line to the point of intersection thereof with a line which is parallel with and distant Southwesterly 40.00 feet at right angles from the Northeasterly line of that certain 5.11 acre tract of land described in the Deed from George Henry Ballou et ux, to Attilio Bocciardi et us, dated May 8, 1940, recorded May 13, 1940 in Book 987 of Official Records, page 151, Santa Clara County Records, and the true point of beginning of the tract of land to be described; thence from said true point of beginning continuing North 08° 03' West along said parallel line to the point of intersection thereof with the Northeasterly line of said 5.11 acre tract; thence North 48° 54' West along said last-mentioned line to the point of intersection thereof with a line which is parallel with and distant Southeasterly 80.00 feet at right angles from the Northwesterly line of said 5.11 acre tract; thence South 49° 28' 20" West along said last-mentioned parallel line 40 feet, more or less, to a point in a line which is parallel with and distant Southwesterly 40.00 feet at right angles from the Northeasterly line of said 40 acre tract; thence South 48° 54' East along said last-mentioned parallel line to the true point of beginning.

PARCEL FOUR:

A non exclusive easement for the purpose of ingress and egress over a strip of land 40.00 feet in width the Southwesterly line of which is more particularly described as follows:

Beginning at a point in the Northwesterly line of Commercial Street 80.00 feet in width at the Easternmost comer of that certain tract of land described in the Deed from M.F. Daniels to Robert A. Fletscher and Lois P. Fletscher, his wife, joint tenants, dated November 18, 1959 and recorded December 10, 1959 in Book 4633 Official Records, Page 701; thence from said point of beginning North 40° 31' 40" West along the Northeasterly line of land so described in the deed to said Robert A. Fletscher et ux for a distance of 280.00 feet to the Northernmost comer thereof in the Northwesterly line of that certain 37.752 acre tract of land described in the deed from Fortunato Pieracci et al to George Wilson et ux, dated December 22, 1956, recorded December 31, 1956 in Book 3696 Official Records, Page 253, Santa Clara County Records and the terminus of said easement.

Said easement is granted as appurtenant to and for the benefit of that certain 11.79 acre tract of land described in the Deed from Clause T. Kritzer et us, to David Tonelli et ux, dated November 17, 1953, recorded November 18, 1953 in Book 2759 Official Records, page 377, Santa Clara County Records.

A.P.N.: 241-10-003

File No.: NCS-552296-SC (cmh)

Dated: 8-29-12

Faye Tonelli Johnson, Trustee, or her successor, of the Carole M. Keeton 1996 Revocable Trust dated 7/31/96, as amended, as to an undivided one-half interest

Faye Tonelli Johnson

Faye Tonelli Johnson, Trustee

Faye Tonelli Johnson and Sean Patrick Johnson, co-trustees, or their successor, of the Faye Tonelli Johnson 1998 Revocable Trust dated 7/8/1998 as amended, as to an undivided one-half interest

Faye Tonelli Johnson

Faye Tonelli Johnson, Trustee

Sean Patrick Johnson, Trustee

STATE OF CALIFORNIA)SS
COUNTY OF SANTA CLARA)

On 8-29-12, before me, Glenda R. Cunningham, Notary Public, personally appeared Faye Tonelli Johnson & Sean P. Johnson, who proved to me on the basis of satisfactory evidence to be the person(s) whose name(s) is/are subscribed to the within instrument and acknowledged to me that he/she/they executed the same in his/her/their authorized capacity(ies), and that by his/her/their signature(s) on the instrument the person(s), or the entity upon behalf of which the person(s) acted, executed the instrument.

I certify under PENALTY OF PERJURY under the laws of the State of California that the foregoing paragraph is true and correct.

WITNESS my hand and official seal.

Signature

Glenda R. Cunningham

GLENDA R. CUNNINGHAM
Commission # 1926405
Notary Public - California
Santa Clara County
My Comm. Expires Mar 20, 2015

This area for official notarial seal

My Commission Expires: 3-20-15

Notary Name: Glenda R. Cunningham

Notary Registration Number: 1926405

Notary Phone: 408-282-2795

County of Principal Place of Business: Santa Clara

This document was electronically submitted to Santa Clara County for recording

24274333

Regina Alcomendras
Santa Clara County - Clerk-Recorder
09/06/2019 12:02 PM

Titles: 1 Pages: 11
Fees: $55.00
Tax: $79200.00
Total: $79255.00

RECORDING REQUESTED BY:

WHEN RECORDED RETURN TO:

c/o Prologis, L.P.
Attention: Angela Kane
1800 Wazee Street, Suite 500
Denver, CO 80202

MAIL TAX STATEMENT TO:

Prologis Tax Coordinator
60 State Street, Suite 1200
Boston, MA 02109

APN: 241-10-002 & 241-10-003 (Space above this line for Recorder's use)

The Undersigned Grantor Declares:
DOCUMENTARY TRANSFER TAX $ 19,800.00 ;
CITY TRANSFER TAX $ 59,400.00 ;
[x] computed on the consideration or full value of property conveyed, OR
[ ] computed on the consideration or full value less value of liens and/or encumbrances remaining at time of sale,
[ ] unincorporated area; [x] City of San Jose

EXEMPT FROM BUILDING HOMES AND JOBS ACTS FEE PER GOVERNMENT CODE 27388.1(A)(2)

Signature of Declarant:

GRANT DEED

FOR VALUABLE CONSIDERATION, receipt of which is hereby acknowledged, COMMERCIAL COURT PROPERTIES LLC, a California limited liability company ("**Grantor**") hereby grants to PROLOGIS TARGETED U.S. LOGISTICS FUND, L.P., a Delaware limited partnership ("**Grantee**"), the real property located in the City of San Jose, County of Santa Clara, State of California, described on **Exhibit A**, attached hereto and made a part hereof (the "**Property**").

SUBJECT ONLY TO: taxes not yet due and payable as of the date hereof and the Permitted Exceptions set forth on **Exhibit B**, attached hereto and made a part hereof.

[Signature on Following Page]

MAIL TAX STATEMENTS AS DIRECTED ABOVE

This Grant Deed is executed as of this 3rd day of September, 2019.

GRANTOR

Commercial Court Properties LLC,
a California limited liability company

By: _____
Thomas D. Klauer, Trustee The Thomas D. Klauer
Revocable Trust Dated May 24, 2006, Sole Member

NOTARY ACKNOWLEDGMENT

A notary public or other officer completing this certificate verifies only the identity of the individual who signed the document to which this certificate is attached, and not the truthfulness, accuracy, or validity of that document

STATE OF NEVADA)
) §
County of WASHOE)

On SEPTEMBER 3, 2019, before me, MICHELLE BLASQUEZ
a Notary Public, personally appeared THOMAS D. KLAUER who proved to me on the basis of satisfactory evidence to be the person(s) whose name(s) is/are subscribed to the within instrument and acknowledged to me that he/she/they executed the same in his/her/their authorized capacity(ies), and that by his/her/their signature(s) on the instrument the person(s), or the entity upon behalf of which the person(s) acted, executed the instrument.

I certify under PENALTY OF PERJURY under the laws of the State of ~~California~~ NEVADA MB that the foregoing paragraph is true and correct

WITNESS my hand and official seal.

Michelle Blasquez
Signature of Notary

MICHELLE BLASQUEZ
Notary Public - State of Nevada
Appointment Recorded in Washoe County
No: 13-9933-2- Expires January 17, 2021

(Affix seal here)

EXHIBIT A

The Land referred to herein below is situated in the City of San Jose, County of Santa Clara, State of California, and is described as follows:

TRACT ONE:

PARCEL ONE:

BEGINNING AT A 3/4 INCH IRON PIPE IN THE LINE BETWEEN THE LANDS OF BALLOU AND THE ALISAL TRACT NO. 1; SAID 3/4 INCH PIPE BEING THE MOST NORTHERLY CORNER OF THAT CERTAIN 11.51 ACRE TRACT OF LAND CONVEYED BY GEORGE H. BALLOU, ET UX, TO JOSEPH LUCCHESSI, ET AL, AS RECORDED ON JANUARY 18, 1938, RECORDS OF SANTA CLARA COUNTY, CALIFORNIA, AND RUNNING THENCE ALONG THE NORTHWESTERLY LINE OF SAID LANDS OF BALLOU NORTH 49° 30' EAST 89.6 FEET; THENCE NORTH 49° 24' EAST 549.9 FEET TO THE MOST NORTHERLY CORNER OF SAID LANDS OF BALLOU, IN THE CENTER OF THE CHANNEL OF THE COYOTE CREEK; THENCE ALONG SAID CHANNEL AND ALONG THE NORTHEASTERLY LINE OF SAID LANDS OF BALLOU SOUTH 45° 57' EAST 839.1 FEET TO THE MOST EASTERLY CORNER OF SAID LANDS OF BALLOU; THENCE ALONG THE SOUTHEASTERLY LINE OF THE LANDS OF BALLOU, SOUTH 49° 30' WEST 592.7 FEET TO A 4 INCH X 4 INCH STAKE DESIGNATED AS "C"; THENCE RUNNING NORTH 48° 54' WEST 468.75 FEET TO A ONE INCH PIPE AT THE MOST EASTERLY CORNER OF THE AFOREMENTIONED 11.51 ACRE TRACT; THENCE ALONG THE NORTHEASTERLY LINE OF SAID 11.51 ACRE TRACT NORTH 49° 23' WEST 375.2 FEET TO THE PLACE OF BEGINNING, CONTAINING 11.79 ACRES, AND BEING A PORTION OF THE 500 ACRE LOT 18, CITY OF SAN JOSE LANDS, SANTA CLARA COUNTY, CALIFORNIA.

EXCEPTING THEREFROM THAT CERTAIN TRACT OF LAND DESCRIBED IN FINAL ORDER OF CONDEMNATION RECORDED DECEMBER 29, 1958, IN BOOK 4273 OF OFFICIAL RECORDS, PAGE 256, AS FOLLOWS:

COMMENCING AT THE MOST NORTHERLY CORNER OF SAID PARCEL; THENCE ALONG THE NORTHWESTERLY LINE OF SAID PARCEL, SOUTH 50° 14' 32" WEST, 549.87 FEET TO THE MOST EASTERLY CORNER OF LOT 16, AS SAID LOT IS SHOWN ON THAT CERTAIN MAP ENTITLED, MAP OF THE ALISAL TRACT NO. 1, FILED DECEMBER 02, 1910 IN BOOK "N" OF MAPS, PAGE 16, IN THE OFFICE OF THE RECORDER OF SANTA CLARA COUNTY; THENCE ALONG THE NORTHEASTERLY PROJECTION OF THE SOUTHEASTERLY LINE OF SAID LOT, NORTH 50° 20' 32" EAST 89.38 FEET; THENCE ALONG A TANGENT CURVE TO THE RIGHT WITH A RADIUS OF 357.22 FEET, THROUGH AN ANGLE OF 83° 25' 00" AN ARC LENGTH OF 520.03 FEET; THENCE SOUTH 46° 14' 28 EAST 521.49 FEET TO THE SOUTHEASTERLY LINE OF SAID PARCEL; THENCE ALONG LAST SAID LINE, NORTH 50° 20' 32" EAST 125.54 FEET TO THE NORTHEASTERLY LINE OF SAID PARCEL; THENCE ALONG LAST SAID LINE NORTH 45° 06' 28" WEST 839.06 FEET TO THE POINT OF COMMENCEMENT.

PARCEL TWO:

A NON-EXCLUSIVE EASEMENT FOR THE PURPOSE OF INGRESS AND EGRESS AND FOR THE INSTALLATION AND MAINTENANCE OF PUBLIC UTILITIES APPURTENANT TO PARCEL 1 ABOVE DESCRIBED, OVER THE FOLLOWING DESCRIBED PARCEL OF LAND:

BEGINNING AT A POINT ON THE EASTERLY LINE OF SAN JOSE-OAKLAND ROAD (100.00 FEET IN WIDTH) DISTANT THEREON SOUTH 07° 01' 30" EAST 213.98 FEET FROM THE NORTHWESTERLY CORNER OF THAT CERTAIN 37.752 ACRE TRACT OF LAND DESCRIBED IN THE DEED FROM FORTUNATO PIERACCI, ET AL, TO GEORGE WILSON, ET UX, DATED DECEMBER 22, 1956, RECORDED DECEMBER 31, 1956 IN BOOK 3696 OF OFFICIAL RECORDS, PAGE 253, SANTA CLARA COUNTY RECORDS; THENCE NORTH 82° 58' 30" EAST 181.24 FEET; THENCE EASTERLY ON A CURVE TO THE LEFT WITH A RADIUS OF 250.00 FEET THROUGH AN ANGLE OF 33° 30' 10" FOR AN ARC DISTANCE OF 146.18 FEET; THENCE NORTH 49° 28' 20" EAST AND PARALLEL WITH THE NORTHWESTERLY LINE OF SAID 37.752 ACRE TRACT, 920.44 FEET; THENCE NORTH 40° 31' 40" WEST 40.00 FEET TO A POINT IN THE NORTHWESTERLY LINE OF A PROPOSED STREET (80.00 FEET IN WIDTH); THENCE NORTH 49° 28' 20" EAST ALONG THE NORTHEASTERLY PROLONGATION OF SAID LAST MENTIONED LINE TO THE POINT OF INTERSECTION THEREOF WITH A LINE WHICH IS PARALLEL WITH A DISTANT WESTERLY 80.00 FEET AT A RIGHT ANGLES FROM THE EASTERLY LINE OF THAT CERTAIN 28.25 ACRE TRACT OF LAND DESCRIBED AS PARCEL ONE, IN THE DEED FROM G. LESTER TARLETON, ET AL TO P. DELLA MAGGOIRE, ET AL, DATED JANUARY 08, 1931, RECORDED JANUARY 09, 1931 IN BOOK 546 OF OFFICIAL RECORDS, PAGE 451, SANTA CLARA COUNTY RECORDS, AND THE TRUE POINT OF BEGINNING OF THE TRACT OF LAND TO BE DESCRIBED; THENCE FROM SAID TRUE POINT OF BEGINNING NORTH 08° 03' WEST ALONG SAID LAST MENTIONED PARALLEL LINE TO THE POINT OF INTERSECTION THEREOF WITH THE NORTHEASTERLY LINE OF THAT CERTAIN 5.11 ACRE TRACT OF LAND DESCRIBED IN THE DEED FROM GEORGE HENRY BALLOU, ET UX, TO ATTILIO BOCCIARDI, ET UX, DATED MAY 08, 1940, RECORDED MAY 13, 1940 IN BOOK 987 OF OFFICIAL RECORDS, PAGE 151, SANTA CLARA COUNTY RECORDS; THENCE NORTH 48° 54' EAST ALONG THE NORTHEASTERLY LINE OF SAID 5.11 ACRE TRACT TO THE NORTHERNMOST CORNER OF SAID 28.25 ACRE TRACT, THENCE SOUTH 08° 03' EAST ALONG THE EASTERLY LINE OF SAID 28.25 ACRE TRACT TO A POINT WHICH BEARS NORTH 49° 28' 20" EAST FROM THE SAID TRUE POINT OF BEGINNING; THENCE SOUTH 49° 28' 20" WEST, TO THE TRUE POINT OF BEGINNING.

PARCEL THREE:

A NON-EXCLUSIVE EASEMENT FOR THE PURPOSE OF INGRESS AND EGRESS APPURTENANT TO PARCEL 1 ABOVE DESCRIBED OVER THE FOLLOWING DESCRIBED PARCEL OF LAND:

BEGINNING AT A POINT ON THE EASTERLY LINE OF SAN JOSE-OAKLAND ROAD (100.00 FEET IN WIDTH) DISTANT THEREON SOUTH 07° 01' 30" EAST 213.98 FEET FROM THE NORTHWESTERLY CORNER OF THAT CERTAIN 37.752 ACRE TRACT OF LAND DESCRIBED IN THE DEED FROM FORTUNATO PIERACCI, ET AL, TO GEORGE WILSON, ET UX, DATED DECEMBER 22, 1956, RECORDED DECEMBER 31, 1956 IN BOOK 3696 OF OFFICIAL RECORDS, PAGE 253, SANTA CLARA COUNTY RECORDS; THENCE NORTH 82° 58' 30" EAST 181.24 FEET; THENCE EASTERLY ON A CURVE TO THE LEFT WITH A RADIUS OF 250.00 FEET THROUGH AN ANGLE OF 33° 30' 10" FOR AN ARC DISTANCE OF 146.18 FEET; THENCE NORTH 49° 28' 20" EAST AND PARALLEL WITH THE NORTHWESTERLY LINE OF SAID 37.752 ACRE TRACT, 920.44 FEET; THENCE NORTH 40° 31' 40" WEST 40.00 FEET TO A POINT IN THE NORTHWESTERLY LINE OF A PROPOSED STREET (80.00 FEET IN WIDTH); THENCE NORTH 49° 28' 20" EAST ALONG THE NORTHEASTERLY PROLONGATION OF SAID LAST MENTIONED LINE TO THE POINT OF INTERSECTION THEREOF WITH A LINE WHICH IS PARALLEL WITH A DISTANT WESTERLY 80.00 FEET AT A RIGHT ANGLES FROM THE EASTERLY LINE OF THAT CERTAIN 28.25 ACRE TRACT OF LAND DESCRIBED AS PARCEL ONE, IN THE DEED FROM G. LESTER TARLETON, ET AL TO P. DELU MAGGOIRE, ET AL, DATED JANUARY 08, 1931, RECORDED JANUARY 09, 1931 IN BOOK 546 OF OFFICIAL RECORDS, PAGE 451, SANTA CLARA COUNTY RECORDS, THENCE NORTH 08° 03' WEST ALONG SAID LAST MENTIONED PARALLEL LINE TO THE POINT OF INTERSECTION THEREOF WITH A LINE WHICH IS PARALLEL WITH AND DISTANT SOUTHWESTERLY 40.00 FEET AT RIGHT ANGLES FROM THE NORTHEASTERLY LINE OF THAT CERTAIN 5.11 ACRE TRACT OF LAND DESCRIBED IN THE DEED FROM GEORGE HENRY BALLOU, ET UX, TO ATTILIO BOCCIARDI, ET UX, DATED MAY 08, 1940, RECORDED MAY 13, 1940 IN BOOK 987 OF OFFICIAL RECORDS, PAGE 151, SANTA CLARA COUNTY RECORDS, AND THE TRUE POINT OF BEGINNING OF THE TRACT OF LAND TO BE DESCRIBED; THENCE FROM SAID TRUE POINT OF BEGINNING, CONTINUING NORTH 08° 03' WEST ALONG SAID PARALLEL LINE TO THE POINT OF INTERSECTION THEREOF WITH THE NORTHEASTERLY LINE OF SAID 5.11 ACRE TRACT; THENCE NORTH 49° 54' WEST ALONG SAID LAST MENTIONED LINE TO BE THE POINT OF INTERSECTION THEREOF WITH A LINE WHICH IS PARALLEL WITH AND DISTANT SOUTHEASTERLY 80.00 FEET AT RIGHT ANGLES FROM THE NORTHWESTERLY LINE OF SAID 5.11 ACRE TRACT; THENCE SOUTH 49° 28' 20" WEST ALONG SAID LAST-MENTIONED PARALLEL LINE 40 FEET, MORE OR LESS TO A POINT IN A LINE WHICH IS PARALLEL WITH AND DISTANT SOUTHWESTERLY 40.00 FEET AT RIGHT ANGLES FROM THE NORTHEASTERLY LINE OF SAID 5.11 ACRE TRACT; THENCE SOUTH 48° 54' EAST ALONG SAID LAST MENTIONED PARALLEL LINE TO THE TRUE POINT OF BEGINNING.

PARCEL FOUR:

AN EASEMENT FOR INGRESS AND EGRESS AND THE INSTALLATION AND MAINTENANCE OF PUBLIC UTILITIES OVER ALL THAT PORTION OF THE PARCEL OF LAND DESCRIBE IN THE DEED FROM M. F. DANIELS, ET AL, TO DAVID

TONELLI, ET UX, RECORDED DECEMBER 10, 1959 IN BOOK 4633 OF OFFICIAL RECORDS, PAGE 618, SANTA CLARA COUNTY RECORDS, LYING NORTHERLY OF COMMERCIAL STREET, AS SAID STREET AND EASEMENT ARE SHOWN UPON THE MAP OF TRACT NO. 3379, WHICH MAP WAS FILED IN THE OFFICE OF THE RECORDER OF THE COUNTY OF SANTA CLARA, STATE OF CALIFORNIA, ON JUNE 07, 1963 IN BOOK 162 OF MAPS, PAGE 9.
EXCEPTING THEREFROM THE RIGHT-OF-WAY AND EASEMENTS RIGHTS FOR ROADWAY PURPOSES AND FOR THE INSTALLATION AND MAINTENANCE OF PUBLIC UTILITIES GRANTED TO THE CITY OF SAN JOSE, A MUNICIPAL CORPORATION AS SET FORTH IN THAT CERTAIN DOCUMENT RECORDED ON NOVEMBER 05, 1981, IN BOOK G434 OF OFFICIAL RECORDS AT PAGE 682, INSTRUMENT NO. 7207796, RECORDS OF SANTA CLARA.

TRACT TWO:

PARCEL ONE:

BEGINNING AT THE NORTHERNMOST CORNER OF THAT CERTAIN 5.11 ACRE TRACT OF LAND DESCRIBED IN THE DEED FROM GEORGE HENRY BALLOU ET US, TO ATTILIO BOCCIARDI ET US, DATED MAY 08, 1940, RECORDED MAY 13, 1940 IN BOOK 9878 OF OFFICIAL RECORDS, PAGE 151, SANTA CLARA COUNTY RECORDS; THENCE FROM SAID POINT OF BEGINNING SOUTH 49° 28' 20" WEST ALONG THE NORTHWESTERLY LINE OF SAID 5.11 ACRE TRACT 245.00 FEET; THENCE AT RIGHT ANGLES SOUTH 40° 31' 40" EAST 80.00 FEET; THENCE NORTH 49° 28' 20" EAST AND PARALLEL WITH THE NORTHWESTERLY LINE OF SAID 5.11 ACRE TRACT TO THE POINT OF INTERSECTION THEREOF WITH THE NORTHEASTERLY LINE OF SAID 5.11 ACRE TRACT; THENCE NORTH 48° 54' WEST ALONG SAID LAST MENTIONED LINE TO THE POINT OF BEGINNING.

PARCEL TWO:

AS APPURTENANT TO AND FOR THE BENEFIT OF THE ABOVE DESCRIBED PARCEL OF LAND, AND AS APPURTENANT TO AND FOR THE BENEFIT OF THAT CERTAIN 11.79 ACRE TRACT OF LAND DESCRIBED IN THE DEED FROM CLAUDE T. KRITZER ET US, TO DAVID TONELLI ET US, DATED NOVEMBER 07, 1953, RECORDED NOVEMBER 18, 1953 IN BOOK 2759 OFFICIAL RECORDS, PAGE 377, SANTA CLARA COUNTY RECORDS, A NONEXCLUSIVE EASEMENT FOR THE PURPOSE OF INGRESS AND EGRESS AND FOR THE INSTALLATION AND MAINTENANCE OF PUBLIC UTILITIES OVER THE FOLLOWING DESCRIBED PARCEL OF LAND:

BEGINNING AT A POINT ON THE EASTERLY LINE OF SAN JOSE-OAKLAND ROAD (100.00 FEET IN WIDTH), DISTANT THEREON SOUTH 07° 01' 30" EAST 213.98 FEET FROM THE NORTHWESTERLY CORNER OF THAT CERTAIN 37.752 ACRE TRACT OF LAND DESCRIBED IN THE DEED FROM FORTUNATO PIERACCI ET AL, TO GEORGE WILSON ET US, DATED DECEMBER 22, 1956, RECORDED DECEMBER 31, 1956 IN BOOK 3696 OFFICIAL RECORDS, PAGE 253, SANTA CLARA COUNTY RECORDS;

THENCE NORTH 82° 58' 30" EAST 181.24 FEET; THENCE EASTERLY ON A CURVE TO THE LEFT WITH A RADIUS OF 250.00 FEET THROUGH AN ANGLE OF 33° 30' 10" FOR AN ARC DISTANCE OF 146.18 FEET; THENCE NORTH 49° 28' 20" EAST AND PARALLEL WITH THE NORTHWESTERLY LINE OF SAID 37.752 ACRE TRACT 920.44 FEET; THENCE NORTH 40° 31' 40" WEST 40.00 FEET TO A POINT IN THE NORTHWESTERLY LINE OF A PROPOSED STREET (80.00 FEET IN WIDTH); THENCE NORTH 49° 28' 20" EAST ALONG THE NORTHEASTERLY PROLONGATION OF SAID LAST MENTIONED LINE TO THE POINT OF INTERSECTION THEREOF WITH A LINE WHICH IS PARALLEL WITH AND DISTANT WESTERLY 80.00 FEET AT RIGHT ANGLES FROM THE EASTERLY LINE OF THAT CERTAIN 28.25 ACRE TRACT OF LAND DESCRIBED AS PARCEL ONE IN THE DEED FROM G. LESTER TARLETON, ET AL, TO P. DELLA MAGGIORE ET AL., DATED JANUARY 08, 1931, RECORDED JANUARY 09, 1931 IN BOOK 546 OFFICIAL RECORDS, PAGE 451, SANTA CLARA COUNTY RECORDS, AND THE TRUE POINT OF BEGINNING OF THE TRACT OF LAND TO BE DESCRIBED; THENCE FROM SAID TRUE POINT OF BEGINNING NORTH 08° 03' WEST ALONG SAID LAST MENTIONED PARALLEL LINE TO THE POINT OF INTERSECTION THEREOF WITH THE NORTHEASTERLY LINE OF THAT CERTAIN 5.11 ACRE TRACT OF LAND DESCRIBED IN THE DEED FROM GEORGE HENRY BALLOU ET US, TO ATTILIO BOCCIARDI ET US, DATED MAY 08, 1940, RECORDED MAY 13, 1940 IN BOOK 987 OFFICIAL RECORDS, PAGE 151, SANTA CLARA COUNTY RECORDS; THENCE SOUTH 48° 54' EAST ALONG THE NORTHEASTERLY LINE OF SAID 5.11 ACRE TRACT TO THE NORTHERNMOST CORNER OF SAID 28.25 ACRE TRACT, THENCE SOUTH 08° 03' EAST ALONG THE EASTERLY LINE OF SAID 28.25 ACRE TRACT TO A POINT WHICH BEARS NORTH 49° 28' 20" EAST FROM THE SAID TRUE POINT OF BEGINNING; THENCE SOUTH 49° 28' 20" WEST TO THE TRUE POINT OF BEGINNING.

PARCEL THREE:

AS APPURTENANT TO AND FOR THE BENEFIT OF THE ABOVE DESCRIBED PARCEL OF LAND, AND AS APPURTENANT TO AND FOR THE BENEFIT OF THAT CERTAIN 11.79 ACRE TRACT OF LAND DESCRIBED IN THE DEED FROM CLAUDE T. KRITZER ET US, TO DAVID TONELLI ET UX, DATED NOVEMBER 07, 1953, RECORDED NOVEMBER 18, 1953 IN BOOK 2759 OFFICIAL RECORDS, PAGE 377, SANTA CLARA COUNTY RECORDS, A NONEXCLUSIVE EASEMENT FOR THE PURPOSE OF INGRESS AND EGRESS OVER THE FOLLOWING DESCRIBED PARCEL OF LAND:

BEGINNING AT A POINT ON THE EASTERLY LINE OF SAN JOSE-OAKLAND ROAD (100.00 FEET IN WIDTH), DISTANT THEREON SOUTH 07° 01' 30" EAST 213.98 FEET FROM THE NORTHWESTERLY CORNER OF THAT CERTAIN 37.752 ACRE TRACT OF LAND DESCRIBED IN THE DEED FROM FORTUNATO PIERACCI ET AL., TO GEORGE WILSON ET UX, DATED DECEMBER 22, 1956, RECORDED DECEMBER 31, 1956, IN BOOK 3696 OFFICIAL RECORDS, PAGE 253, SANTA CLARA COUNTY RECORDS; THENCE NORTH 82° 58' 30" EAST 181.24 FEET; THENCE EASTERLY ON A CURVE TO THE LEFT WITH A RADIUS OF 250.00 FEET THROUGH AN ANGLE OF 33° 30' 10" FOR AN ARC DISTANCE OF 146.18 FEET; THENCE NORTH 49° 28' 20" EAST AND

PARALLEL WITH THE NORTHEASTERLY LINE OF SAID 37.752 ACRE TRACT 920.44 FEET; THENCE NORTH 40° 31' 20" EAST ALONG THE NORTHEASTERLY PROLONGATION OF SAID LAST MENTIONED LINE TO THE POINT OF INTERSECTION THEREOF WITH A LINE WHICH IS PARALLEL WITH AND DISTANCE WESTERLY 80.00 FEET AT RIGHT ANGLES FROM THE EASTERLY LINE OF THAT CERTAIN 28.25 ACRE TRACT OF LAND DESCRIBED AS PARCEL ONE IN THE DEED FROM G. LESTER TARLETON ET AL., TO P. DELLA MAGGIORE ET AL., DATED JANUARY 08, 1931, RECORDED JANUARY 09, 1931, IN BOOK 546 OFFICIAL RECORDS, PAGE 451, SANTA CLARA COUNTY RECORDS; THENCE NORTH 08° 03' WEST ALONG SAID LAST-MENTIONED PARALLEL LINE TO THE POINT OF INTERSECTION THEREOF WITH A LINE WHICH IS PARALLEL WITH AND DISTANT SOUTHWESTERLY 40.00 FEET AT RIGHT ANGLES FROM THE NORTHEASTERLY LINE OF THAT CERTAIN 5.11 ACRE TRACT OF LAND DESCRIBED IN THE DEED FROM GEORGE HENRY BALLOU ET UX, TO ATTILIO BOCCIARDI ET US, DATED MAY 08, 1940, RECORDED MAY 13, 1940 IN BOOK 987 OF OFFICIAL RECORDS, PAGE 151, SANTA CLARA COUNTY RECORDS, AND THE TRUE POINT OF BEGINNING OF THE TRACT OF LAND TO BE DESCRIBED; THENCE FROM SAID TRUE POINT OF BEGINNING CONTINUING NORTH 08° 03' WEST ALONG SAID PARALLEL LINE TO THE POINT OF INTERSECTION THEREOF WITH THE NORTHEASTERLY LINE OF SAID 5.11 ACRE TRACT; THENCE NORTH 48° 54' WEST ALONG SAID LAST-MENTIONED LINE TO THE POINT OF INTERSECTION THEREOF WITH A LINE WHICH IS PARALLEL WITH AND DISTANT SOUTHEASTERLY 80.00 FEET AT RIGHT ANGLES FROM THE NORTHWESTERLY LINE OF SAID 5.11 ACRE TRACT; THENCE SOUTH 49° 28' 20" WEST ALONG SAID LAST-MENTIONED PARALLEL LINE 40 FEET, MORE OR LESS, TO A POINT IN A LINE WHICH IS PARALLEL WITH AND DISTANT SOUTHWESTERLY 40.00 FEET AT RIGHT ANGLES FROM THE NORTHEASTERLY LINE OF SAID 40 ACRE TRACT; THENCE SOUTH 48° 54' EAST ALONG SAID LAST-MENTIONED PARALLEL LINE TO THE TRUE POINT OF BEGINNING.

FOR CONVEYANCING PURPOSES ONLY: 241-10-002 (affects Tract One) and 241-10-003 (affects Tract Two)

EXHIBIT B

Permitted Exceptions

The Following Matters Affect Tract One:

1. The terms and provisions contained in the document entitled "Agreement" recorded December 10, 1959 as Instrument No. 1737529 in Book 4633, Page 623 of Official Records.

2. An easement for installation and maintenance of storm drainage facilities and incidental purposes, recorded December 11, 1959 as Instrument No. 1738323 in Book 4635, Page 383 of Official Records.
   In Favor of: City of San Jose
   Affects: As described therein

3. The fact that the land lies within the boundaries of the City of San Jose for Rincon De Los Esteros Project Redevelopment Project Area, as disclosed by the document recorded July 11, 1975 as Instrument No. 5048517 in Book B502, Page 711 of Official Records.

4. The terms and provisions contained in the document entitled "Road Maintenance Agreement" recorded June 20, 1979 as Instrument No. 6408974 in Book E580, Page 327 of Official Records.

5. An easement for right of way dedication and incidental purposes, recorded January 12, 1996 as Instrument No. 13160802 in Book P163, Page 1213 of Official Records.
   In Favor of: City of San Jose
   Affects: As described therein

6. TERMS AND CONDITIONS of that certain Permit
   File No.: CP 93-08-051
   Disclosed By: Certificate of Permit
   Recorded: November 17, 1998 as Instrument No. 14506864, Official Records

7. TERMS AND CONDITIONS of that certain Permit
   File No.: SP99-01-002
   Disclosed By: Certificate of Permit
   Recorded: March 23, 1999 as Instrument No. 14718271, Official Records

8. TERMS AND CONDITIONS of that certain Permit
   File No.: SP 00-01-005
   Disclosed By: Certificate of Permit
   Recorded: May 22, 2000 as Instrument No. 15255417, Official Records

9. TERMS AND CONDITIONS of that certain Permit
   File No.: SP01-01-002
   Disclosed By: Certificate of Permit
   Recorded: March 22, 2001 as Instrument No. 15603341, Official Records

10. The fact that the land lies within the boundaries of the San Jose Redevelopment Project Area, as disclosed by the document recorded August 01, 2002 as Instrument No. 16397034 of Official Records.

The Following Matters Affect Tract Two:

11. An easement for pole line and incidental purposes, recorded June 06, 1945 in Book 1250, Page 582 of Official Records.

In Favor of:	Pacific Gas and Electric Company, a California corporation
Affects:	As described therein

12. The terms, provisions and easement(s) contained in the document entitled "Agreement" recorded December 10, 1959 in Book 4633, Page 623 of Official Records.

13. The terms and provisions contained in the document entitled "Road Maintenance Agreement" recorded June 20, 1979 as Instrument No. 6408974 in Book E580, Page 327 of Official Records.

14. The terms, provisions and easement(s) contained in the document entitled "Agreement Regarding Easement" recorded June 30, 2009 as Instrument No. 20319521 of Official Records.

BOOK 4273 PAGE 256

Holloway Jones
Jack M. Howard
Joseph F. DeMartini
John H. Tallott
Stephen W. Hackett
Attorneys for Plaintiff

369 Pine Street
San Francisco 4, California
Telephone: YUkon 2-3130

ENDORSED
FILED
PAUL R. TEICH CLERK
BY A. H. GALLO
DEPUTY

IN THE SUPERIOR COURT OF THE STATE OF CALIFORNIA,

IN AND FOR THE COUNTY OF SANTA CLARA

THE PEOPLE OF THE STATE OF CALIFORNIA, acting by and through the Department of Public Works, Plaintiff, vs. ANGELO PERA, DAVID TONELLI, et al., Defendants.	No. 106532 Parcel 3 FINAL ORDER OF CONDEMNATION

The plaintiff in the above-entitled proceeding having paid into court for the benefit of defendants DAVID TONELLI and OPAL TONELLI, as their interests may appear, the total amount of compensation awarded by the Court for the taking of the property described as Parcel 3 in the complaint on file herein, together with any and all improvements thereon pertaining to the realty, and for all claims and demands of said defendants against plaintiff on account of the taking of said property in fee simple absolute and its use for State highway purposes:

NOW, THEREFORE, IT IS HEREBY ORDERED, ADJUDGED AND DECREED, that the following described property be, and it is hereby, condemned to plaintiff in fee simple absolute for the purposes set forth in the complaint on file herein, to-wit for State highway purposes, to wit, for exchange and the relocation

of a railroad spur track of the Southern Pacific Railroad Company and for said Railroad use, said property being situate in the County of Santa Clara, State of California, and described as follows:

PARCEL 1:

For exchange purposes, a portion of that certain parcel of land described in that deed to David Tonelli, et ux, recorded November 18, 1953 in Book 2759, at page 377, Official Records of Santa Clara County, being more particularly described as follows:

COMMENCING at the most northerly corner of said parcel; thence along the northeasterly line of said parcel, S.50°14'32" E., 549.87 feet to the most easterly corner of Lot 16, as said lot is shown on that certain map entitled, "Map of the Alisal Tract No. 1", filed December 2, 1910, in Book "N" of Maps, at page 10, in the office of the Recorder of Santa Clara County; thence along the northeasterly projection of the southeasterly line of said lot, N. 50°20'32" E., 89.38 feet; thence along a tangent curve to the right, with the radius of 357.22 feet, through an angle of 83°25'00", an arc length of 520.08 feet; thence S. 46°14'28" E., 21.48 feet to the southeasterly line of said parcel; thence along last said line, N. 50°20'32" E., 125.54 feet to the northeasterly line of said parcel; thence along last said line, N. 45°06'28" W., 839.06 feet to the point of commencement.

CONTAINING 1.080 acres, more or less.

The bearings and distances used in the above description are on the California Coordinate System, Zone 3.

IT IS FURTHER ORDERED that a copy of this order be filed in the office of the County Recorder of the county in which the above-described property is located, and thereupon said property together with all improvements thereon pertaining to the realty, and the title thereto shall vest in plaintiff in fee simple absolute.

Dated: DEC 12, 1960.

W. W. JACKA

Judge of the Superior Court

BOOK 4273 PAGE 258

BOOK 4273 PAGE 256

FILED FOR RECORD
AT ... M
STATE OF CALIF.
DEC 29 3 13 PM 1958

The foregoing instrument is a correct copy of the original on file in this office
ATTEST: DEC 22 1959
...
By ...

D.H.

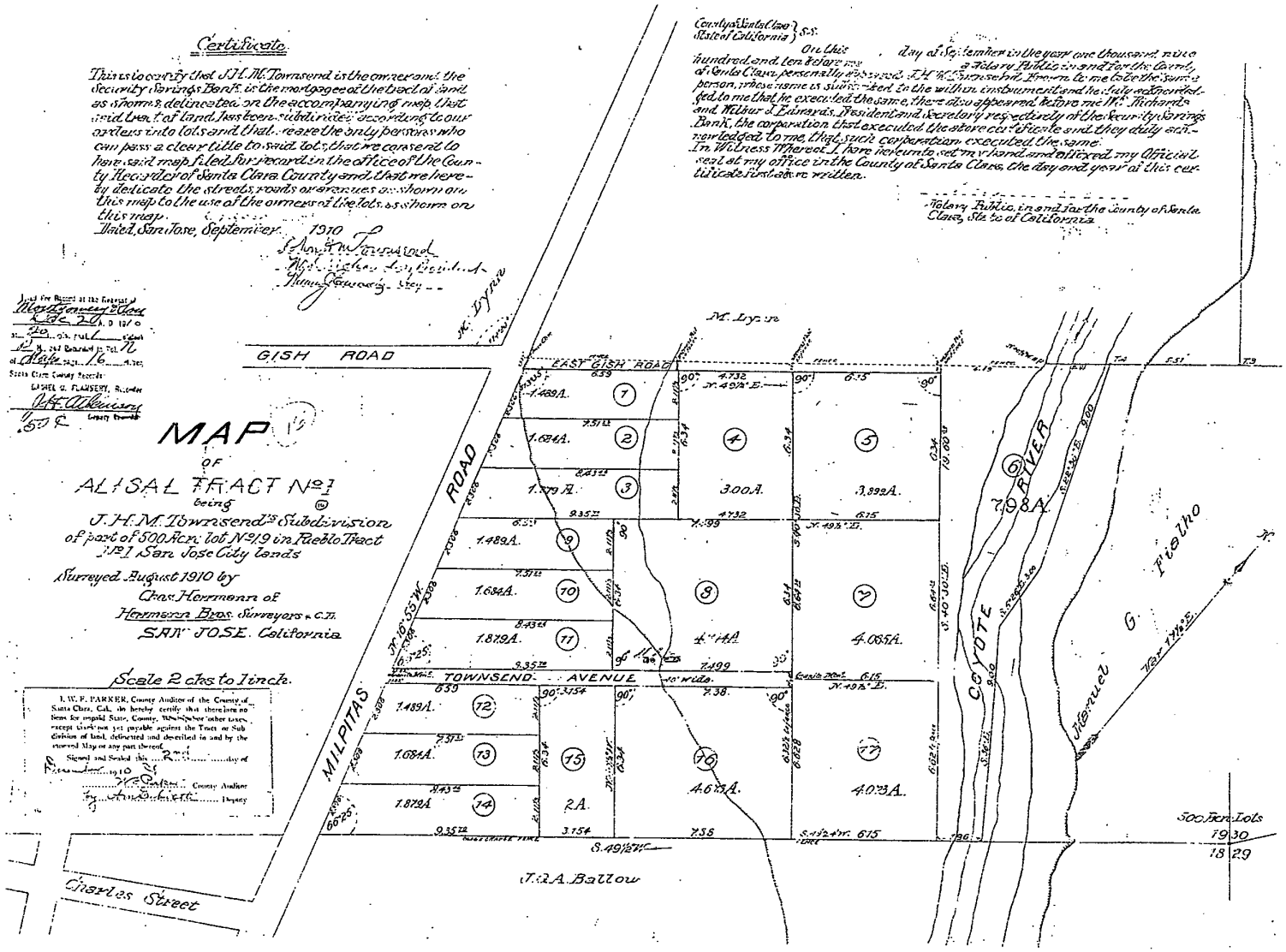
Certificate
This is to certify that J.H.M. Townsend is the owner and the Security Savings Bank is the mortgagee of the tract of land as shown & delineated on the accompanying map that said tract of land has been subdivided according to our orders into lots and that we are the only persons who can pass a clear title to said lots, that we consent to have said map filed for record in the office of the County Recorder of Santa Clara County and that we hereby dedicate the streets, roads or avenues as shown on this map to the use of the owners of the lots as shown on this map.
Dated San Jose, September 1910
J.H.M. Townsend
Pres. Security Savings Bank
Thos. Fleming Sec'y
County of Santa Clara } S.S.
State of California }
On this day of September in the year one thousand nine hundred and ten before me a Notary Public in and for the County of Santa Clara, personally appeared J.H.M. Townsend known to me to be the same person whose name is subscribed to the within instrument and he duly acknowledged to me that he executed the same, there also appeared before me W.F. Richards and Wilbur J. Edwards, President and Secretary respectively of the Security Savings Bank, the corporation that executed the above certificate and they duly acknowledged to me that such corporation executed the same.
In Witness Whereof I have hereunto set my hand and affixed my Official seal at my office in the County of Santa Clara, the day and year of this certificate first above written.
Notary Public in and for the County of Santa Clara, State of California
Filed for Record at the Request of Montgomery Elder
Dec 20 A.D. 1910
at 10 o'clk P.M.
No. 248 Recorded in Vol. R
at Page 16
Santa Clara County Records
DANIEL C. FLANSBURG, Recorder
W.F. Flansburg
County Recorder
MAP
OF
ALISAL TRACT No 1
being
J.H.M. Townsend's Subdivision
of part of 500 Acre lot No 919 in Pueblo Tract
No 1 San Jose City lands
Surveyed August 1910 by
Chas Herrmann of
Herrmann Bros. Surveyers & C.E.
SAN JOSE. California
Scale 2 chs to 1 inch.
I, W.F. PARKER, County Auditor of the County of Santa Clara, Cal., do hereby certify that there are no liens for unpaid State, County, Municipal or other taxes, except taxes not yet payable against the Tract or Sub division of land, delineated and described in and by the annexed Map or any part thereof.
Signed and Sealed this ... day of ... 1910
W.F. Parker County Auditor
By ... Deputy
M. Dyar
GISH ROAD
EAST GISH ROAD
MILPITAS ROAD
TOWNSEND AVENUE
Charles Street
COYOTE RIVER
Ireneu G. Fisher
1.489A.
1.684A.
1.879A.
3.00A.
3.892A.
4.085A.
4.46A.
4.03A.
2A.
7.98A.
7.12A. Ballou
500 Rancho Lots
7930
1829

1290910 APPLICATION NO.

I.R.S. $290.45

JOINT TENANCY DEED

BOOK 3696 PAGE 253

PORTUNATO PIERACCI and MARINA PIERACCI, his wife, UGO PASQUINELLI and AMELIA PASQUINELLI, his wife, PALMIRO DELLA MAGGIORE and INES DELLA MAGGIORE, his wife, QUINTILIO DELLA MAGGIORE and RENA DELLA MAGGIORE, his wife, ATTILIO BOCCIARDI and GRACE BOCCIARDI, his wife, ORESTE PIERACCI and EMELIA PIERACCI, his wife,

hereby GRANT to

ARTHUR WILSON and GERALDINE WILSON, his wife,

In JOINT TENANCY, all that real property situated in the

County of Santa Clara State of California, described as follows:

All that real property situate in the County of Santa Clara, State of California, and being more particularly described as follows:

BEGINNING at a point in the Easterly line of San Jose-Oakland Road, State Highway, said point being distant along said Easterly line South 7° 01' 30" East 503.68 feet from the most Southerly corner of that certain 0.073 acre tract conveyed by George Henry Ballou to Rosaria Lucchesi by Deed dated September 8, 1942 and recorded September 10, 1942 in Book 1107 of Santa Clara County Official Records at Page 347; thence parallel to the Southeasterly line of said 0.073 acre tract North 49° 28' 20" East 1487.87 feet; thence North 40° 31' 40" West 423.00 feet to the Northwesterly line of that certain 5.11 acre parcel described in the Deed from George Henry Ballou, et ux, to Attilio Bocciardi, et ux, dated May 8, 1940 and recorded May 13, 1940 in Book 987 of Santa Clara County Official Records at Page 151; thence along said Northwesterly line North 49° 28' 20" East 292.02 feet to the most Northerly corner of said 5.11 acre parcel; thence along the Northeasterly line of said parcel South 48° 54' East 465.87 feet to a 4 x 4 stake marked "C" and found at the most Northerly corner of that certain 28.25 acre parcel of land designated as Parcel One and described in Deed from O. Lester Tarleton, et al, to P. Della Maggiore, et al, dated January 8, 1931 and recorded January 9, 1931 in Book 545 of Santa Clara County Official Records at page 451; thence along the Easterly line of said 28.25 acre tract South 8° 03' East 819.09 feet to the southeasterly corner thereof, said point also being the most Northerly corner of Parcel Two as described in said Deed recorded in Book 546 of Santa Clara County Official Records at page 451; thence along the Northeasterly line of said Parcel Two South 50° 50' East 457.90 feet to the most Northerly corner of that certain 1-acre tract conveyed by Tarleton to Brown by Deed recorded August 12, 1922 in Book 561 of Deeds, at Page 63, Santa Clara County Official Records; thence along the Northwesterly and Southwesterly lines of said 1-acre tract South 45° 45' West 261.12 feet to an iron bar found, and South 43° 11' 30" East 398.18 feet to a 2 x 3 stake found in the Northwesterly line of Berryessa Road; thence along said Northwesterly line South 46° 48' 30" West 45.0 feet to the most Easterly corner of that certain parcel conveyed by Tarleton to Rose by Deed recorded September 8, 1920 in Book 523 of Deeds, at Page 203, Santa Clara County Official Records; thence along the Northeasterly line of said land conveyed to Rose, North 43° 11' 30" West 175.00 feet to the most Westerly corner of said parcel; thence along the Southwesterly prolongation of the Northwesterly line of said parcel conveyed to Rose, South 46° 48' 30" West 201.00 feet to the most Westerly corner of that parcel conveyed by Tarleton to Tarleton and recorded February 26, 1912 in Book 381 of Deeds, at page 330, Santa Clara County Official Records, said point being in the Southwesterly line of that certain 10-acre tract conveyed by Beardsley to Tarleton by Deed recorded December 1, 1873 in Book 31 of Deeds, at page 84, Santa Clara County Official Records; thence along the Southwesterly line of said 10-acre tract North 43° 11' 30" West 703.91 feet to the most Westerly corner of said 10-acre tract in the Southeasterly line of the 28.25 acre tract herein above referred to; thence along the Southeasterly line of said 28.25 acre tract South 49° 38' 30" West 734.20 feet to an iron pipe found at the most Northerly corner of the lands now or formerly of Joseph Nunes; thence North 43° 11' 30" West along the Northwesterly prolongation of the Northeasterly line of said lands of Nunes 83.53 feet; thence South 49° 40' West 213.29 feet; thence North 40° 20' West 270.50 feet to an iron bar found in the Northwesterly line of the lands conveyed by Della Maggiore to Perry by Deed recorded December 22, 1947 in Book 1452, at page 450, Santa Clara County Official Records; thence along the Northwesterly line of lands conveyed to Perry South 49° 40' West 257.95 feet to an iron bar found in the Easterly line of the San Jose-Oakland Road; thence along said Easterly line North 7° 01' 30" West 447.12 feet to the point of beginning, containing 37.752 acres and being a portion of 500 Acre Lot 18, San Jose Pueblo Lands of the City of San Jose.

BOOK 3696 PAGE 254

Oreste Pieracci
Oreste Pieracci

Emelia Pieracci
Emelia Pieracci

Ines Della Maggiore
Ines Della Maggiore

Palmiro Della Maggiore
Palmiro Della Maggiore

Dated: December 22, 1956.

Grace Bocciardi
Grace Bocciardi

Attilio Della Maggiore
Attilio Della Maggiore

Rena Della Maggiore
Rena Della Maggiore

Attilio Bocciardi
Attilio Bocciardi

Fortunato Pieracci
Fortunato Pieracci

Marina Pieracci
Marina Pieracci

Ugo Pasquinelli
Ugo Pasquinelli

Amelia Pasquinelli
Amelia Pasquinelli

SOLELY FOR SECURITY PURPOSES

BOOK 3696 PAGE 253

FILED FOR RECORD AT REQUEST OF
City Title Insurance Co.
Dec 31 2 53 PM 1956

OFFICIAL RECORDS
SANTA CLARA COUNTY
[illegible]
RECORDER

280

STATE OF CALIFORNIA
COUNTY OF Santa Clara } ss.

On December 22, 1956, before me,
LOUIS PASQUINELLI a Notary Public
in and for said County and State,
personally appeared RENA DELLA MAGGIORE, ATTILIO BOCCIARDI, GRACE BOCCIARDI, INES DELLA MAGGIORE, PALMIRO DELLA MAGGIORE, FORTUNATO PIERACCI, MARINA PIERACCI, UGO PASQUINELLI, AMELIA PASQUINELLI, ORESTE PIERACCI, EMELIA PIERACCI, and QUINTILIO DELLA MAGGIORE
known to me to be the persons whose names are subscribed to the within instrument and acknowledged that they executed the same.

WITNESS my hand and official seal.

(Seal) Louis Pasquinelli
Notary Public

My Commission Expires: 5-1-60

CT-102 2M 9-56 CITY TITLE INSURANCE COMPANY CT 105691

546

STATE OF CALIFORNIA (
COUNTY OF SANTA CLARA(SS On this 7th day of January A. D. 1931 before me, Charles J. Clark, a Notary Public in and for the County of Santa Clara, State of California, personally appeared L. P. Edwards, known to me to be the President of the Corporation that executed the within Instrument, as trustee, and acknowledged to me that such Corporation executed the same as trustee.

IN WITNESS WHEREOF, I have hereunto set my hand and affixed my official seal the day and year in this certificate first above written.

(NOTARIAL SEAL) Charles J. Clark, Notary Public in and for the County of Santa Clara, State of California

FILING NO. J-460

Filed for record at the request of C. B. Wooster, Jan 9 1931 at 55 min past 1 o'clock P.M.

CHAS. A. PAYNE RECORDER
E. B. O'Brien Deputy Recorder

fee 1.00 4f

compared doc. compared book

G. LESTER TARLETON,ET AL TO P. DELLA MAGGIORE, ET AL

THIS INDENTURE, made this 6th day of January A. D. 1931, between G. Lester Tarleton, of the County of Santa Clara, State of California, Albert H. Tarleton of Honolulu, Hawaii, Lucy B. Tarleton, of the County of Monterey, State of California, and Nelle Tarleton Rose, of the County of Santa Clara, State of California, the parties of the first part, and P. Della Maggiore, Fortunato Pieracci, Ugo Pasquinelli, Quintilio Della Maggiore, Attilio Bacciardi, and Oreste Pieracci, all of the County of Santa Clara, State of California, the parties of the second part,

WITNESSETH: That the said parties of the first part, for and in consideration of sum of Ten dollars, lawful money of the United States of America, to them in hand paid by the said parties of the second part the receipt whereof is hereby acknowledged, do by these presents grant, bargain, sell, convey and confirm unto the said parties of the second part, and to their heirs and assigns forever, all those certain lots, pieces or parcels of land situate, lying and being in the County of Santa Clara, State of California, and bounded and particularly described as follows, towit:

Parcel No. 1. Beginning at the westernmost corner of that certain 50 acre tract of land conveyed by the Commissioners of the Funded Debt of the City of San Jose to George W. Tarleton by Deed dated November 28, 1864 and recorded December 24, 1864 in the office of the County Recorder of the County of Santa Clara, State of California, in Book "Y" of Deeds, page 139, in the easterly line of the San Jose and Milpitas Road; and running thence along the northerly line of said 50 acre tract of land N. 49° 30' E. 1902.5 feet to a 4" x 4" stake marked "C" in the northernmost corner thereof; thence along the Easterly line of said 50 acre tract of land S. 8° 05' E. 819.45 feet to a concrete monument in the Easternmost corner of said 50 acre tract; thence along the southeasterly line of said 50 acre tract of land S. 49° 58' W. 1398.16 feet to a 2" x 3" stake in the Easternmost corner of that certain 1.00 acre tract of land conveyed by Jennie M. Tarleton to Edward Duggan and Anna Duggan by Deed dated October 23, 1927, and recorded October 25, 1927, in the office of the County of the County of Santa Clara, State of California, in Book 327 of official records page 70; thence running along the Easterly line of said 1.00 acre tract and the easterly line of the 1.00 acre tract conveyed by Jennie M. Tarleton to Perseo Pieracci by Deed dated July 10, 1929 and recorded July 17, 1929, in the office of the County Recorder of the County of Santa Clara, State of California, in Book 474 of Official Records, page 104, N. 8° 58' W. 200.0 feet to an iron bar in the most northerly corner of the last mentioned 1.00 acre tract; thence along the northwesterly line of said last mentioned 1.00 acre tract, S. 49° 58' W. 521.74 feet to a 2" x 3" stake in the Easterly line of the San Jose and Milpitas Road; and thence along the Easterly line of said road N. 4° 58' W. 423.54 feet to the place of beginning, containing 20.25 acres, and being a part of the above 50 acre tract, and situated in Pueblo tract No. 1, Santa Clara County, California.

Parcel No. 2. Beginning at a 2" x 3" stake in the north-

546

westerly line of the Berryessa Road, distant thereon N. 46° 45' E. 201.0 [illegible] feet from the most southerly corner of that certain 10.0 acre tract of land conveyed by Isaac Beardsley to George W. Tarleton by deed dated December 1, 1873, and recorded December 1, 1873, in the office of the County Recorder of Santa Clara County, State of California, in Book 31 of Deeds, page 84, said point of beginning being the most easterly corner of that certain parcel of land conveyed by Jennie M. Tarleton to Nelle Tarleton Rose by Deed dated February 5, 1912, and recorded September 8, 1920, in Book 523 of Deeds, page 205; and running thence along the northwesterly line of the Berryessa Road N. 46° 45' E. 45.0 feet to a 2" x 3" stake in the most southerly corner of that certain parcel of land conveyed by Jennie M. Tarleton to G. Lester Tarleton, by deed dated February 5, 1912, and recorded February 26, 1912, in the office of the County Recorder of Santa Clara County, State of California, in Book 561 of Deeds, page 322; and running thence along the southwesterly line of said land conveyed by Jennie M. Tarleton to G. Lester Tarleton as aforesaid, and running also along the southwesterly line of the 1.00 acre tract of land conveyed by Jennie M. Tarleton to Joe S. N. Brown, by deed dated August 7, 1922, and recorded August 12, 1922, in the office of the County Recorder of Santa Clara County, State of California, in Book 541 of Deeds, page 65, N. 43° 15' W. 397.68 feet to a one inch iron bar in the most westerly corner of said 1.00 acre tract of land; thence along the northwesterly line of said 1.00 acre tract of land N. 46° 45' E. 261.45 feet to an 2" x 3" stake in the northeasterly line of the above mentioned 10.0 acre tract of land; thence along the northeasterly line of said 10.0 acre tract of land N. 50° 50' W. 462.91 feet to a concrete monument in the most northerly corner of said 10.0 acre tract of land; thence along the northwesterly line of said 10.0 acre tract S. 49° 36' W. 847.04 feet to a one inch pipe in the most westerly corner of said 10.0 acre tract; thence along the southwesterly line of said 10.0 acre tract, S. 43° 15'E. 705.7 feet to a one inch square iron bar in the most westerly corner of that certain parcel of land conveyed by Jennie M. Tarleton to Albert H. Tarleton by deed dated February 5, 1912 and recorded February 26, 1912, in the office of the County Recorder of Santa Clara County, State of California, in Book 561 of Deeds, page 320; thence along the northwesterly line of said parcel of land conveyed by Jennie M. Tarleton to Albert H. Tarleton as aforesaid, and its prolongation N. 46° 45' E. 201.0 feet to a 2" x 3" stake in the most northerly corner of that certain parcel of land conveyed by Jennie M. Tarleton to Nelle Tarleton Rose, as aforesaid; thence along the northeasterly line of said last mentioned parcel of land S. 43° 15' E. 175.0 feet to the place of beginning, containing 6.57 acres of land, and situated in Pueblo Tract No. 1, Santa Clara County, California.

Each of the grantees herein takes an undivided one-sixth (1/6) interest in and to said property.

TOGETHER with all and singular the tenements, hereditaments and appurtenances thereunto belonging, or in anywise appertaining, and the reversion and reversions, remainder and remainders, rents, issues and profits thereof.

TO HAVE AND TO HOLD all and singular the said premises, together with the appurtenances, unto the said parties of the second part, and to their heirs and assigns forever.

IN WITNESS WHEREOF, the said parties of the first part have hereunto set their hands and seals the day and year first above written.

G. Lester Tarleton (Seal)
Albert H. Tarleton (Seal)
By Lucy B. Tarleton, his attorney-
in fact. (Seal)
Lucy B. Tarleton (Seal)
Nelle Tarleton Rose

Signed, sealed and delivered in the presence of Robert H. Syer.

STATE OF CALIFORNIA }
COUNTY OF SANTA CLARA} SS

On this 5th day of January in the year A.D. one thousand nine hundred and thirty one before me, Robert H. Syer, a Notary Public in and for the said County of Santa Clara, State of California, residing therein, duly commissioned and sworn, personally appeared G. Lester Tarleton, Lucy B. Tarleton, and Nelle Tarleton Rose, known to me to be the persons described in, whose names are subscribed to and who executed the within instrument, and they

duly acknowledged to me that they executed the same.

WITNESS my hand and official seal, at my office in said County of Santa Clara, the day and year in this certificate first above written.

(NOTARIAL SEAL) Robert R. Syer, Notary Public in and for Santa Clara County, State of California

My commission expires April 19, 1951

STATE OF CALIFORNIA (
COUNTY OF SANTA CLARA (SS On this 8th day of January 1931, before me, Robert R. Syer, a Notary Public in and for said Santa Clara County, residing therein, duly commissioned and sworn, personally appeared Lucy B. Tarleton, known to me to be the person whose name is subscribed to the within instrument as the attorney in fact of Albert H. Tarleton, and the said Lucy B. Tarleton acknowledged to me that she subscribed the name of Albert H. Tarleton thereto as principal and her own name as attorney in fact.

IN WITNESS WHEREOF, I have hereunto set my hand and affixed my official seal at my office in the City of San Jose, County of Santa Clara, the day and year in this certificate first above written.

(NOTARIAL SEAL) Robert R. Syer, Notary Public in and for said Santa Clara County, State of California

FILING NO. J-457

Filed for record at the request of San Jose Abstract and Title Insurance Co. Jan 9 1931 at 18 min past 2 o'clock P.M.

CHAS. A. PAYNE RECORDER
Wright Emlen Deputy Recorder

fee 2.75 15f
compared doc. compared book

JBJBJBJBJBJBJBJBJBJBJBJBJBJBJBJBJBJBJBJBJBJBJBJBJBJBJBJBJBJBJBJBJBJBJB

BERT BESIO TO UMBERTO EMANUEL

=(

THIS MORTGAGE, made the first day of January A. D. 1931 by Bert Besio of County of Santa Clara, State of California, by occupation vegetable dealer Mortgagor to Umberto Emanuel of County of Santa Clara, State of California, by occupation a vegetable dealer Mortgagee

WITNESSETH: That the said Mortgagor mortgage to the said Mortgagee all that certain personal property situated and described as follows, towit:

An undivided one-half interest in his vegetable growing and peddling business, together with all the chattels pertaining thereto consisting mainly of-

One Kleiber Truck with engine #8R22197

One Chevrolet Truck with engine #T4352969

Interest in a lease on the "Ratto Ranch" in Santa Clara County.

as security for the payment to the said Mortgagee of Eight Hundred (800.00) dollars, gold coin of the United States of America, on the first day of January A. D. 1932 with interest thereon according to the terms and conditions of a certain Promissory Note of even date herewith, executed by the Mortgagor

This mortgage is made to secure such further sums of money, not exceeding the sum of Eight Hundred dollars as may be loaned by the mortgagee, his heirs or assigns, to the mortgagor, and to be evidenced by the promissory note or notes of the mortgagor.

It is also agreed, that if the mortgagor shall fail to make any payment, as in the said promissory note or notes, or in this mortgage provided, or fail to perform any of the conditions in this mortgage provided, then, at the option of the mortgagee, his heirs or assigns, the whole of the indebtedness for which this mortgage is given shall be immediately due and payable, and the mortgagee may take possession of said property, using all necessary force so to do, and may immediately proceed to sell the same and from the proceeds pay the whole amount in said note or notes specified, or at the option of said mortgagee, foreclose this mortgage by action; it is agreed that in case the mortgagee, or his assigns, take possession of said property, that it may be sold in the following manner: Notice of the sale of said property shall be given by posting three notices in three public places in the Township where said property is to be sold; said notices shall state the time, place and terms of the sale, with a general description of the property to be sold, and at the time stated, or to which the sale may be continued, the Mortgagee, heirs or assigns, may at his option proceed to sell said property, as a whole, or each article, or animal (as the case may be),

Compared doc [illegible] compared book [illegible]

Application No. 60103 NOTICE OF COMPLETION

(Under Section 1187 C.C.P.)

Notice is hereby given that the undersigned, Carl R.Wilson and Verna S.Wilson, are the owners of the real estate situated in the City of Palo Alto,County of Santa Clara,State of California, and described as follows, to wit:

All of lots 35 and 36, in block 16,as shown upon that certain map entitled, "Map No. 1 of Stanford City, Santa Clara Co. California",which map was filed for record in the office of the Recorder of the County of Santa Clara,State of California, on May 3, 1910 in Book M of Maps, at page 97.

Excepting therefrom so much of lots 35 and 36 as lies within the boundary of lot 70, as shown upon a map entitled,"Map showing Subdivision into lots for the purpose of sale of a portion of the Rancho Rincon de San Francisquito in the County of Santa Clara, State of California, confirmed to Teodora and Secondino Robles",which map was filed for record in the office of the Recorder of the County of Santa Clara,State of California, on April 17, 1854 in Book [illegible] of Miscellaneous Records, at page 66.

That the address of said owners is 2540 Bryant Street, Palo Alto,California.

That the nature of the title of the owner to said real estate is that of fee simple.

That the name of the contractor is Stedman & Stedman, 2260 Bryant St., Palo Alto,Calif.

That on the 3rd day of May 1940, the contract for the work on the above described property was actually completed.

Carl R.Wilson Owner
Verna S.Wilson Owner

STATE OF CALIFORNIA)
COUNTY OF SANTA CLARA.)SS

Carl R.and Verna S.Wilson, being duly sworn, say: That they are the owners of the property described in the foregoing notice; that they have read the foregoing notice and know the contents thereof, and that the same is true of their own knowledge.

Carl R.Wilson Owner
Verna S.Wilson, Owner

Subscribed and sworn to before me this 10th day of May 1940.
(NOTARIAL SEAL)

W.S.Griscom Notary Public in and for the County of Santa Clara,State of California.

FILING NO. 188593

Filed for record at the request of Griscom & Company May 11 1940 at 17 min past 9 o'clock A. M.

CHAS. A.PAYNE RECORDER
Syl C.Tully Deputy Recorder

Fee 1.00 [illegible]
Compared doc [illegible] compared book [illegible]

$3.00

GRANT DEED JOINT TENANCY

I, George Henry Ballou, a married man, and Marie A. Ballou, his wife, do hereby grant to Attilio Bocciardi and Grace Bocciardi, his wife, as joint tenants all that real property situate in the County of Santa Clara,State of California,described as follows:

Beginning at a 4"x 4" stake designated as "c" standing at the most southerly corner of that certain 11.79 acre tract of land conveyed by George Ballou et ux. to John S. and Olympia Anderson on January 9, 1940 records of Santa Clara County, California; and running thence along the southeasterly line of said 11.79 acre tract, N. 48 deg. 54' W. 458.75 feet to a one inch pipe at the most easterly corner of that certain 11.51 acre tract of land conveyed by George Ballou et ux. to Joseph Lucchesi et al as recorded on January 18, 1938; thence along the southeasterly line of said 11.51 acre tract, S. 49 deg. 30' W. 446.53 feet to a 3/4 inch pipe; thence S. 40 deg. 30' E. 453.72 feet to a 3/4 inch pipe in the southeasterly line of land of George Ballou; thence along said southeasterly line N. 49 deg. 30' E. 515.00 feet to the place of beginning, containing 5.11 acres, and being a part of 500 acre lot 18, City of San Jose Lands,Santa Clara County, California. Surveyed May 1, 1940 by McMillan & McMillan,Civil Engrs. and Surveyors, San Jose,California.

Reserving, however, to the grantor, his successors and assigns, for a period of four (4) years from the date of this deed,the right to construct, maintain and use a ditch, pipe line, or other means of conveying water, along the southerly boundary of the land hereby conveyed, for the purpose of taking water from the pumping plant now existing on the lands of Anderson above named,to the lands presently owned by grantor. And grantors also do hereby grant unto grantees as joint tenants a right of way appurtenant to above described property to be used in common with other persons for ingress and egress

over and along the following described real property:

A strip of land 10 feet wide, the southeasterly line of which is described as follows: beginning at the most southerly corner of the 5.116 acre tract of land hereinabove described and running thence South 49° 30' West along the southeasterly line of lands of George Henry Ballou 1360.87 feet to the easterly line of the San Jose-Oakland Road.

However, at such time as a right of way shall be opened over and along a strip not less than ten (10) feet in width and parallel or nearly parallel to the right of way herein first described and of equal length to said first described right of way and which shall afford substantially the same privilege of ingress and egress as the first herein mentioned right of way, an easement for a right of way over and along said last mentioned route shall be granted to the grantee, and/or his successors in interest, and the right of way first herein granted shall cease and determine, provided, however, that if the tract over which said rights of way extend shall be subdivided and a street or highway dedicated thereover that shall conform substantially to the right of way second herein referred to, such dedication shall be deemed to be equivalent to said opening and grant of the right of way second herein described.

WITNESS my hand this 8th day of May 1940.

George Henry Ballou
Marie A.Ballou, his wife

STATE OF CALIFORNIA)
COUNTY OF SANTA CLARA) SS On this eighth day of May in the year one thousand nine hundred and forty before me, Bruce P. Griswold a Notary Public in and for the County of Santa Clara, State of California, personally appeared George Henry Ballou and Marie A. Ballou, his wife, known to me to be the persons whose names are subscribed to the within instrument and acknowledged to me that they executed the same.

IN WITNESS WHEREOF I have hereunto set my hand and affixed my official seal at my office in the County of Santa Clara the day and year in this certificate first above written.

(NOTARIAL SEAL)

Bruce P. Griswold Notary Public in and for the County of Santa Clara, State of California.

FILING NO. 188670

Filed for record at the request of California Pacific Title & Trust Company May 13 1940 at 25 min past 10 o'clock A. M.

CHAS.A. PAYNE RECORDER
M.W.Emlen Deputy Recorder

Fee 1.40 cf
Compared cod
compared book 61

$2.50

TRUSTEE'S DEED

Corporation of America, a corporation, duly organized and existing under and by virtue of the laws of the State of California, as trustee under the deed of trust hereinafter particularly described, the first party, hereby grants, without warranty expressed or implied, to Bank of America National Trust and Savings Association, a national banking association, duly organized and existing under and by virtue of the laws of the United States of America, the second party, all of the real property situated in the City of San Jose, County of Santa Clara, State of California, a particular description of which is hereinafter set forth.

This conveyance is made pursuant to the powers conferred upon the said first party by that certain deed of trust between Henry G.Artana and Aurelia Artana, his wife, as trustors, Corporation of America, a corporation, as trustee, and Bank of America National Trust and Savings Association, a corporation, as beneficiary, dated May 10, 1933, and recorded on May 15, 1933 in the office of the County Recorder of the County of Santa Clara, State of California, in Volume 649 of Official Records, at page 280, et seq. and after the fulfillment of the conditions specified in said deed of trust authorizing this conveyance as follows:

(a) Default was made in the obligations for which such transfer in trust was given as security and notice of default was recorded in the office of the County Recorder of each county in which any portion of the property described in said deed of trust is situated, the nature of such default being the failure to pay principal and interest, which default continued until the time of sale.

(b) Not less than three months elapsed between the recordation of said notice of default and the posting and first publication of the notice of sale of said property.

(c) The beneficiary made due and proper demand upon the said trustee to sell said property pursuant to the terms of said deed of trust.

(d) Said trustee gave notice of the time and place of the sale of said property in accordance with the laws of the State of California and the terms of said deed of trust.

(e) All requirements of law regarding the mailing of copies of notices for which requests have been recorded have been complied with.

(f) Said property was sold by said trustee at public auction on May 9, 1940, in the City of San Jose, County of Santa Clara, in full accordance with the laws of the

1737527 204991 C.P.

JOINT TENANCY Grant Deed

BOOK 4633 PAGE 618

M. F. DANIELS and WIDAN COMPANY, INC., a corporation,

Grant s to

DAVID TONELLI AND OPAL TONELLI, his wife

in Joint Tenancy
/the real property situated in the City of San Jose County

of Santa Clara State of California described as follows:

An easement for the purpose of ingress and egress and for the installation and maintenance of public utilities over a strip of land, 80.00 feet in width, the center line of which is more particularly described as follows:-

Beginning at a point on the Easterly line of San Jose- Oakland Road (100.00 feet in width) distant thereon South 07° 01' 30" East 213.68 feet from the Northwesterly corner of that certain 37.752 acre tract of land described in the Deed from Fortunato Pieracci et al, to George Wilson, et ux, dated December 22, 1956, recorded December 31, 1956 in Book 3696 Official Records, page 253, Santa Clara County Records; thence North 82° 58' 30" East 191.24 feet; thence Easterly on a curve to the left with a radius of 250.00 feet through an angle of 33° 30' 10" for an arc distance of 146.18 feet; thence North 46° 28' 20" East and parallel with the Northwesterly line of said 37.752 acre tract 920.44 feet to an iron pipe; thence continuing North 46° 28' 20" East to the point of intersection thereof with the Easterly line of that certain 28.25 acre tract of land described as parcel one in the Deed from G. Lester Carleton et al to V. Delia Manziore et al, dated January 8, 1931, recorded January 9, 1931 in Book 546 Official Records, page 451, Santa Clara County Records, and the terminus of said easement.

As appurtenant to and for the benefit of that certain 11.79 acre tract of land described in the Deed from Clouse T. Kritzer et ux, to David Tonelli et ux, dated November 7, 1953, recorded November 18, 1953 in Book 2759 Official Records, page 377, Santa Clara County Records.

Dated: November 2, 1959

M. F. DANIELS

WIDAN COMPANY INC.,

STATE OF CALIFORNIA
COUNTY OF Santa Clara } ss.

On November 5, 1959
before me E.O. POHL, a Notary Public in and for said County and State, personally appeared M. F. DANIELS

known to me to be the person whose name is subscribed to the within instrument and acknowledge that he executed the same.

E.O. POHL Notary Public
My Commission Expires May 24, 1960

Recording Address

Application No.

RECORDING DATA

1737527

BOOK 4633 PAGE 615

FILED FOR RECORD
AT REQUEST OF
California Pacific Title Insurance Co.
Dec 10 4 49 PM 1959

OFFICIAL RECORDS
SANTA CLARA COUNTY
SYL C. TULLY
RECORDER

CALIFORNIA PACIFIC TITLE INSURANCE COMPANY

STATE OF CALIFORNIA,
County of Santa Clara } ss.

On this 5th day of November in the year one thousand nine hundred and fifty nine
before me, E.O. POHL, a Notary Public in and for the County of Santa Clara State of California, duly commissioned and sworn, personally appeared MARGARETTE WILSON AND GEORGE WILSON
known to me to be the Secretary and President of the corporation described in and that executed the within instrument, and also known to me to be the persons who executed the within instrument on behalf of the corporation therein named, and acknowledged to me that such corporation executed the same.

IN WITNESS WHEREOF I have hereunto set my hand and affixed my official seal in the County of Santa Clara the day and year in this certificate first above written.

E.O. POHL
Notary Public in and for the County of Santa Clara State of California.
My Commission Expires May 24, 1960

TRACT NO. 3379

CONSISTING OF ONE (1) SHEET

BEING A PORTION OF 500 ACRE LOT 18, SAN JOSE PUEBLO LANDS

LYING WITHIN THE CITY OF SAN JOSE

SCALE 1"= 100' MARCH 1963

RUTH AND GOING · CIVIL ENGINEERS

SAN JOSE, CALIFORNIA

OWNER'S CERTIFICATE

We hereby certify that we are the owners of or have some right, title or interest in and to the real property included in the subdivision shown within the blue border as shown on this map, that we are the only persons whose consents are necessary to pass a clear title to said property and we hereby consent to the making of said map and subdivision. We also hereby dedicate to public use all streets and portions of streets within said subdivision as shown on said map and also dedicate easements for any and all public uses under, upon or over said streets and portions thereof. We also hereby dedicate to public use easements for all public service facilities including poles, wires, conduit, storm sewers, sanitary sewers, gas, water and heat mains and all public utilities and any and all appurtenances to the above, under, upon or over those certain strips of land each designated as "Public Service Easement" or "P.S.E.", easements under, on or over those certain strips of land each designated as "Anchor Easements" or "A.E." and easements for wire clearance purposes only, over those certain areas each designated as "Wire Clearance Easements" or "W.C.E." Public Service Easements to be kept clear of buildings and structures of all kinds except utility company structures and lawful fences. Wire clearance easements to be limited to buildings, structures and appurtenances thereto which have a maximum height of fifteen (15') feet above grade at the ground line of poles. We also dedicate to public use easements for light and air on or over those certain strips of land lying between the lines of streets and the lines each designated as "B.S.B.L." Building Set Back Line as shown on said map in said subdivision. Said strips of land to be kept open and free from buildings and structures of any kind except lawful fences, irrigation and sprinkler systems and appurtenances thereto.

ALISSA DEVELOPMENT CORPORATION, a corporation, Owner.

Richard Wehner

RICHARD WEHNER - PRESIDENT

AMERICAN SECURITIES COMPANY, a corporation, Trustee.

W. Harris — L. E. Beaulieu

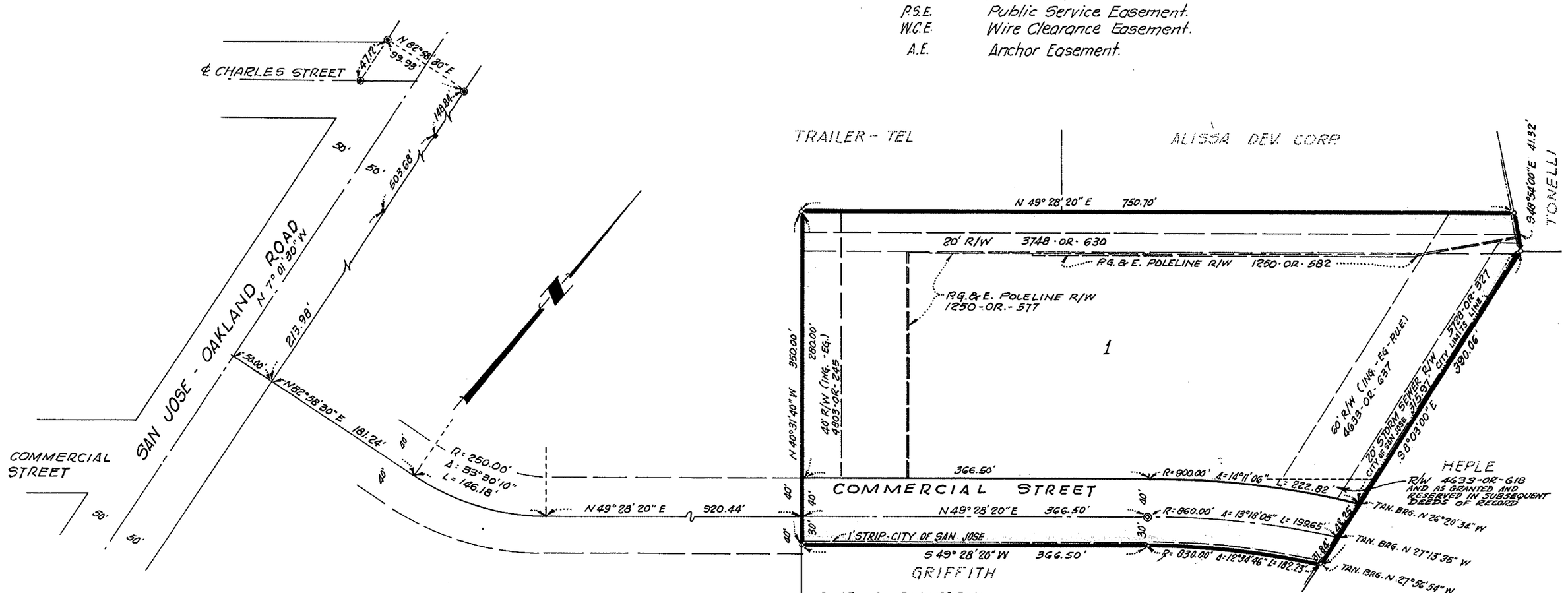

STATE OF CALIFORNIA
COUNTY OF SANTA CLARA ss:

On this 8th day of APRIL 1963, before me MARIE E. FECI a Notary Public in and for the County of Santa Clara, State of California, residing therein, duly commissioned and sworn, personally appeared RICHARD WEHNER known to me to be the President of ALISSA DEVELOPMENT CORPORATION, the corporation that executed the within instrument as Owner and known to me to be the person who executed the same upon the behalf of the corporation named therein, and acknowledged to me that such corporation executed the within instrument pursuant to its by-laws or a resolution of its board of directors.

IN WITNESS WHEREOF I have hereunto set my hand and affixed my official seal the day and year in this certificate first above written.

MARIE E. FECI

Marie E. Feci

NOTARY PUBLIC IN AND FOR THE COUNTY OF SANTA CLARA, STATE OF CALIFORNIA.

BASIS OF BEARINGS

The bearing N 7° 01' 30" W of the easterly line of San Jose - Oakland Road as given in that certain deed recorded in Book 4633 O.R. of Page 620, Santa Clara County Official Records was used as the basis for all bearings on this map.

NOTES AND LEGEND

All distances and dimensions shown are in feet and decimals thereof.
The blue border indicates the boundaries of land subdivided by this map.
The area within the blue border is 5.410 Acres.
3/4" Iron pipe set at all lot corners.

- Iron Pipe Found.
- Iron Pipe Set.
- Monument Found.
- Monument Set.

P.S.E. Public Service Easement.
W.C.E. Wire Clearance Easement.
A.E. Anchor Easement.

STATE OF CALIFORNIA
COUNTY OF SANTA CLARA ss:

On this 5th day of APRIL 1963, before me MARIE E. FECI a Notary Public in and for the County of Santa Clara, State of California, residing therein, duly commissioned and sworn, personally appeared W. E. HARRIS and L. E. BEAULIEU known to me to be ASS'T VICE PRESIDENT and ASS'T SECRETARY of AMERICAN SECURITIES COMPANY, the corporation that executed the within instrument as Trustee and known to me to be the persons who executed the same upon the behalf of the corporation named herein, and they acknowledged to me that said corporation executed the same as Trustee.

IN WITNESS WHEREOF I have hereunto set my hand and affixed my official seal the day and year in this certificate first above written.

Marie E. Feci

MARIE E. FECI

NOTARY PUBLIC IN AND FOR THE COUNTY OF SANTA CLARA, STATE OF CALIFORNIA.

ENGINEER'S CERTIFICATE

I, JOSEPH R. SWEANY, hereby certify that I am a registered Civil Engineer of the State of California, that this map consisting of one (1) sheet correctly represents a survey made under my supervision in March, 1963; that the survey is true and complete as shown; that all monuments of the type shown hereon actually exist or will be set by March, 1965; that their positions are correctly shown and that such monuments are sufficient to enable the survey to be retraced.

Date APRIL 5, 1963

Joseph R. Sweany

REGISTERED CIVIL ENGINEER CERTIFICATE NO. 10,071

CERTIFICATE OF CITY ENGINEER

I hereby certify that I have examined the within final map of Tract No. 3379; that the subdivision shown hereon is substantially the same as it appeared on the tentative map thereof and any approved alterations; that all provisions of the California State Subdivision Map Act and any local ordinances applicable at the time of approval of the tentative map have been complied with; and I am satisfied that said map is technically correct.

Date April 29, 1963

H. J. Flannery

H. J. FLANNERY - CITY ENGINEER.
CITY OF SAN JOSE

CERTIFICATE OF PLANNING COMMISSION

Approved by the Planning Commission of the City of San Jose, California in accordance with the requirements of law in a duly authorized meeting held on the 9th day of October, 1962.

Richard H. Antonacci

SECRETARY - CITY PLANNING COMMISSION
CITY OF SAN JOSE

162/9

CITY CLERK'S CERTIFICATE

It is ordered that the map of Tract No. 3379 be and the same is hereby approved; that all streets and easements as shown on said map and herein offered for dedication to public use are hereby accepted for the purposes intended. I hereby certify that the foregoing order was adopted by the City Council of the City of San Jose, California at a meeting held on April 29 1963

FRANCIS L. GREINER / CITY CLERK
CITY OF SAN JOSE.

By H. Hollen

CERTIFICATE OF COUNTY RECORDER

File No. 241765 Fee $5.00 Paid.

Accepted for record and recorded in Book 162 of Maps of Page 9 in the office of the Recorder of Santa Clara County this 7th day June 1963 at 1:53 P.M.

By Donald E. Klein, Deputy

PAUL R. TEILH · COUNTY RECORDER
SANTA CLARA COUNTY, CALIFORNIA.

JOB NO. 12,486 dt

9 9

3-5096

VALLEY TITLE COMPANY

Escrow # [redacted]

Co. Bill # 24-10-006

Code Area 40-164 9619

WHEN RECORDED MAIL TO

City of San Jose
City Hall
801 No. First Street Rm. 102
San Jose, Calif. 95110

REC FEE	
MICRO	
LIEN NOT	
SMPF	

7207796

CITY OF SAN JOSE

81 NOV 5 PM 1:14

G434 PAGE 682

MAIL TAX STATEMENT TO

Name

Address

City & State

GRANT DEED

The undersigned Grantor declares the tax to be
County Transfer Tax $ _____
____ Equity _____ Full Value

City Conveyance Tax $ _____

By this instrument dated 10/28/81, for a valuable consideration, EVELYN RATZLIFF for the Vernon Ratzliff Family Trust

hereby GRANT (S) to The City of San Jose, a Municipal Corporation, for street purposes,

the real property situate in the County of Santa Clara, State of California, described as follows:

See Exhibit "A"

Evelyn F. Ratzliff
Evelyn F. Ratzliff

Evelyn Ratzliff for the Vernon
~~Ratzliff Family Trust~~

STATE of CALIFORNIA
COUNTY of Santa Clara } ss

On October 28, 1981 before me, the undersigned, a Notary Public in and for said County and State, personally appeared Evelyn F. Ratzliff

known to me to be the person whose name is subscribed to the within instrument and acknowledged that she executed the same.

WITNESS my hand and official seal.

OFFICIAL SEAL
S. STEPHEN NAKASHIMA
NOTARY PUBLIC — CALIFORNIA
PRINCIPAL OFFICE IN
SANTA CLARA COUNTY
My Commission Expires June 29, 1984

S. Stephen Nakashima
Notary Public

MAIL TAX STATEMENTS AS DIRECTED ABOVE

VTC 10

REC'D NOV 5

EXHIBIT "A"

ALL THAT CERTAIN REAL PROPERTY SITUATED IN THE CITY OF SAN JOSE, COUNTY OF SANTA CLARA, STATE OF CALIFORNIA, BEING A RIGHT-OF-WAY AND EASEMENT FOR ROADWAY PURPOSES AND FOR THE INSTALLATION AND MAINTENANCE OF PUBLIC UTILITIES AND BEING THE PORTION OF LOT 1 OF TRACT NO. 3379, ACCORDING TO THE MAP THEREOF RECORDED IN BOOK 162 OF MAPS AT PAGE 9, SANTA CLARA COUNTY RECORDS, MORE PARTICULARLY DESCRIBED AS FOLLOWS:

COMMENCING AT THE MOST NORTHERLY CORNER OF SAID LOT 1 AND RUNNING THENCE SOUTH 48° 54' 00" EAST ALONG THE EASTERLY LINE OF SAID LOT 1, 41.32 FEET TO AN ANGLE POINT IN SAID EASTERLY LINE AND THE POINT OF BEGINNING FOR THIS DESCRIPTION; THENCE CONTINUING ALONG SAID EASTERLY LINE SOUTH 8° 03' 00" EAST, 315.98 FEET TO ITS POINT OF INTERSECTION WITH THE NORTHWESTERLY LINE OF COMMERCIAL STREET; THENCE ALONG SAID NORTHWESTERLY LINE AND ALONG A NON-TANGENT ARC WHOSE CENTRAL POINT BEARS SOUTH 26° 20' 35" EAST, HAVING A RADIUS OF 900.00 FEET, THROUGH A CENTRAL ANGLE OF 4° 04' 28", AN ARC LENGTH OF 64.00 FEET; THENCE NORTH 8° 03' 00" WEST, PARALLEL WITH AND DISTANT 60.00 FEET FROM SAID EASTERLY LINE OF LOT 1, 336.36 FEET TO A POINT ON THE SOUTHERLY LINE OF PARCEL TWO AS DESCRIBED IN THE DEED FROM QUADRANS ESTATE CO. TO JEROME KOCIR AND MARY B. KOCIR RECORDED IN BOOK F 783 OF OFFICIAL RECORDS AT PAGE 321, SAID SANTA CLARA COUNTY RECORDS; THENCE NORTH 80° 11' 11" EAST ALONG SAID SOUTHERLY LINE, 60.03 FEET TO THE POINT OF BEGINNING.

CONTAINING 0.449 OF AN ACRE, MORE OR LESS.

274/12b

186 C AON

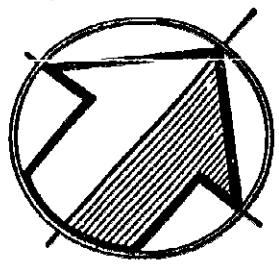

SCALE: 1"=50'

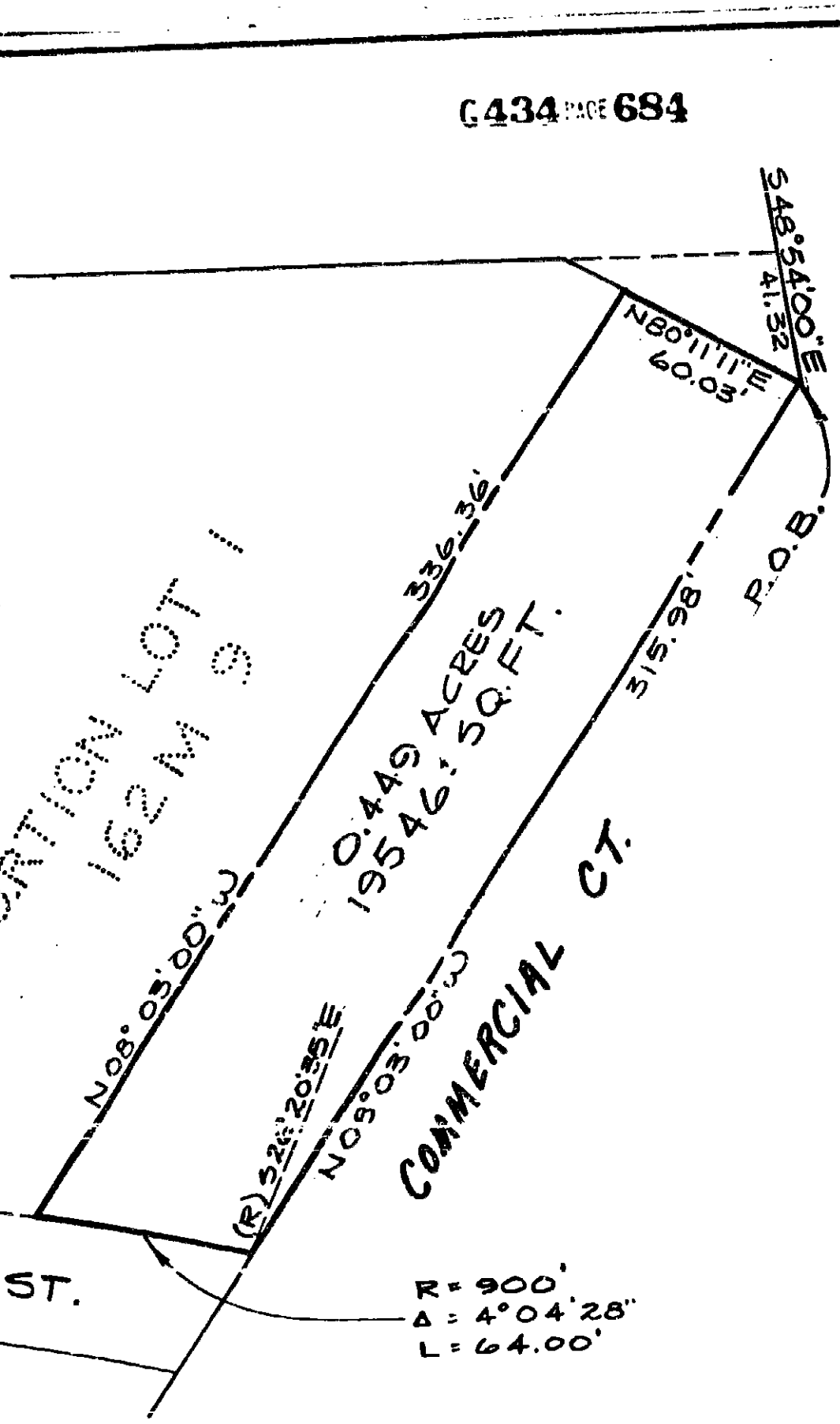

NW 24-10-006 40-164

PLAT TO ACCOMPANY DESCRIPTION

OREGAN & D'ANGELO CONSULTING ENGINEERS

DRAWN BY: D.J.B.	DATE: 10/27/81
CHECKED BY:	SCALE: 1" = 50'
APPROVED BY:	JOB NO.:
SHEET ○ OF ___	
DRAWING NO. A	REV. NO.

DEED ACCEPTANCE SLIP

G434 PAGE 685

This is to certify that the interest in real property conveyed by the deed or grant dated October 28, 1981 from Evelyn Ratzliff to the City of San Jose, a municipal corporation of the State of California, is hereby accepted by the undersigned officer of said City on behalf of the Council of the City of San Jose, pursuant to authority conferred by Resolution No. 17670, of the Council of the City of San Jose, adopted on the 2nd day of November, 1959, and recorded in Book 4597, Page 461. The Grantee consents to recordation thereof by its duly authorized officer.

FRANCIS T. FOX, CITY MANAGER

By: David K. Boggini

David K. Boggini, Deputy City Manager

City of San Jose

CC: 570-102

This document is for the benefit of the City of San Jose. Request for recordation without fee is made in accordance with Section 6103 of the Government Code of the State of California.

Attest: David K. Boggini

David K. Boggini,
Deputy City Manager
City of San Jose, County of Santa Clara, State of California

#570-104 Rev 2-76

BOOK 2759 PAGE 377

Application No. 273809

929273

I.R.S.

Grant Deed Joint Tenancy

(I or We) CLAUDE T. KRITZER and ETHEL J. KRITZER, his wife,

Do hereby GRANT TO DAVID TONELLI and OPAL TONELLI, his wife,

AS JOINT TENANTS

all that real property situate in the

County of Santa Clara, State of California, described as follows:

San Jose Abstract & Title Insurance Co.

BOOK 2759 PAGE 377

2.00 6

Above space for Recorder

BEGINNING at a 3/4 inch iron pipe in the line between the lands of Ballou and the Alisal Tract No. 1, said 3/4 inch pipe being the most Northerly corner of that certain 11.51 acre tract of land conveyed by George H. Ballou et ux to Joseph Lucchessi et al, as recorded on January 19, 1939, records of Santa Clara County, California; and running thence along the Northwesterly line of said lands of Ballou North 49° 30' East 89.6 feet; thence North 49° 24' East 549.9 feet to the most Northerly corner of said lands of Ballou in the center of the Channel of the Coyote Creek; thence along said channel and along the Northeasterly line of said lands of Ballou, South 45° 57' East 869.1 feet to the most Easterly corner of said lands of Ballou; thence along the Southeasterly line of the lands of Ballou South 49° 30' West 592.7 feet to a 4" x 4" stake designated as "C"; thence running North 48° 54' West 469.75 feet to a one inch pipe at the most Easterly corner of the aforementioned 11.51 acre tract; thence along the Northeasterly line of said 11.51 acre tract North 49° 23' West 375.2 feet to the place of beginning, containing approximately 11.79 acres, and being a portion of the 500 acre Lot 1, City of San Jose Lands, Santa Clara County, California.

TOGETHER with all rights-of-way appurtenant and all rights granted to grantors in that certain Deed recorded in the office of the County Recorder of the County of Santa Clara, State of California, on the 30th day of April, 1953, in Volume 2633 of Official Records, page 126.

THIS GRANT IS MADE upon the express condition and as part consideration thereof that the grantees assume and agree to pay that certain Deed of Trust executed by grantees and grantors to Timothy A.O'Connor as Trustee to secure the payment to Attilio Bocciardi and Grace Bocciardi, his wife, of $10,000.00, and additional advances, dated February 19,1953, and recorded April 30,1953, in the office of the County Recorder of the County of Santa Clara, State of California, Recorder's Serial No. 879572, in Book 2633 of Official Records, page 12[illegible].

WITNESS our hand S this 7th day of NOVEMBER, 1953

Claude T. Kritzer

Ethel J. Kritzer

STATE OF CALIFORNIA

7th November 53

CLAUDE T. KRITZER and ETHEL J. KRITZER, his wife,

[illegible] Notary Public

273796-SJA

BOOK 2759 PAGE 378

929274

REQUEST FOR NOTICE OF DEFAULT

In accordance with Section 2924B, Civil Code, request is hereby made that a copy of any Notice of Default and a copy of any Notice of Sale under the Deed of Trust recorded June 26, 1952 in Book 2442 of Official Records at Page 229, Recorder No. 805912, in the office of the Recorder of Santa Clara County, State of California, executed by JOHN SHINSEKI and MARGARET SHINSEKI, his wife, as TRUSTORS, to FIRST PIONEER COMPANY, a California corporation, as TRUSTEE, in which PIONEER INVESTORS SAVINGS AND LOAN ASSOCIATION, a corporation, is named as BENEFICIARY, to be mailed to:

RALPH C. CHAPIN
1120 Hobart Avenue
Menlo Park, California

929274
BOOK 2759 PAGE 378
FILED FOR RECORD
NOV 18 10 23 A 1953

DATED: November 12, 1953

RALPH C. CHAPIN

STATE OF CALIFORNIA
COUNTY OF SANTA CLARA } ss.

On this 17th day of November in the year one thousand nine hundred and fifty three
before me R. L. King a Notary Public in and for the
County of Santa Clara, State of California, residing therein,
duly commissioned and sworn, personally appeared
Ralph C. Chapin
known to me to be the person whose name is subscribed to the within instrument
and acknowledged to me that he executed the same.

IN WITNESS WHEREOF I have hereunto set my hand and affixed my official seal in the county of Santa Clara the day and year in this certificate first above written.

Notary Public

My Commission Expires Oct. 22, 1956

Acknowledgment—General.

This document was electronically submitted to Santa Clara County for recording

24274333

Regina Alcomendras
Santa Clara County - Clerk-Recorder
09/06/2019 12:02 PM

Titles: 1 Pages: 11
Fees: $55.00
Tax: $79200.00
Total: $79255.00

RECORDING REQUESTED BY:

WHEN RECORDED RETURN TO:

c/o Prologis, L.P.
Attention: Angela Kane
1800 Wazee Street, Suite 500
Denver, CO 80202

MAIL TAX STATEMENT TO:

Prologis Tax Coordinator
60 State Street, Suite 1200
Boston, MA 02109

APN: 241-10-002 & 241-10-003 (Space above this line for Recorder's use)

The Undersigned Grantor Declares:
DOCUMENTARY TRANSFER TAX $ 19,800.00 ;
CITY TRANSFER TAX $ 59,400.00 ;
[x] computed on the consideration or full value of property conveyed, OR
[ ] computed on the consideration or full value less value of liens and/or encumbrances remaining at time of sale,
[ ] unincorporated area; [x] City of San Jose

EXEMPT FROM BUILDING HOMES AND JOBS ACTS FEE PER GOVERNMENT CODE 27388.1(A)(2)

Signature of Declarant:

GRANT DEED

FOR VALUABLE CONSIDERATION, receipt of which is hereby acknowledged, COMMERCIAL COURT PROPERTIES LLC, a California limited liability company ("**Grantor**") hereby grants to PROLOGIS TARGETED U.S. LOGISTICS FUND, L.P., a Delaware limited partnership ("**Grantee**"), the real property located in the City of San Jose, County of Santa Clara, State of California, described on **Exhibit A**, attached hereto and made a part hereof (the "**Property**").

SUBJECT ONLY TO: taxes not yet due and payable as of the date hereof and the Permitted Exceptions set forth on **Exhibit B**, attached hereto and made a part hereof.

[Signature on Following Page]

MAIL TAX STATEMENTS AS DIRECTED ABOVE

This Grant Deed is executed as of this 3rd day of September, 2019.

GRANTOR

Commercial Court Properties LLC,
a California limited liability company

By: _____
Thomas D. Klauer, Trustee The Thomas D. Klauer
Revocable Trust Dated May 24, 2006, Sole Member

NOTARY ACKNOWLEDGMENT

A notary public or other officer completing this certificate verifies only the identity of the individual who signed the document to which this certificate is attached, and not the truthfulness, accuracy, or validity of that document

STATE OF NEVADA)
) §
County of WASHOE)

On SEPTEMBER 3, 2019, before me, MICHELLE BLASQUEZ
a Notary Public, personally appeared THOMAS D. KLAUER who proved to me on the basis of satisfactory evidence to be the person(s) whose name(s) is/are subscribed to the within instrument and acknowledged to me that he/she/they executed the same in his/her/their authorized capacity(ies), and that by his/her/their signature(s) on the instrument the person(s), or the entity upon behalf of which the person(s) acted, executed the instrument.

I certify under PENALTY OF PERJURY under the laws of the State of ~~California~~ NEVADA MB that the foregoing paragraph is true and correct

WITNESS my hand and official seal.

Michelle Blasquez
Signature of Notary

MICHELLE BLASQUEZ
Notary Public - State of Nevada
Appointment Recorded in Washoe County
No: 13-9933-2- Expires January 17, 2021

(Affix seal here)

EXHIBIT A

The Land referred to herein below is situated in the City of San Jose, County of Santa Clara, State of California, and is described as follows:

TRACT ONE:

PARCEL ONE:

BEGINNING AT A 3/4 INCH IRON PIPE IN THE LINE BETWEEN THE LANDS OF BALLOU AND THE ALISAL TRACT NO. 1; SAID 3/4 INCH PIPE BEING THE MOST NORTHERLY CORNER OF THAT CERTAIN 11.51 ACRE TRACT OF LAND CONVEYED BY GEORGE H. BALLOU, ET UX, TO JOSEPH LUCCHESSI, ET AL, AS RECORDED ON JANUARY 18, 1938, RECORDS OF SANTA CLARA COUNTY, CALIFORNIA, AND RUNNING THENCE ALONG THE NORTHWESTERLY LINE OF SAID LANDS OF BALLOU NORTH 49° 30' EAST 89.6 FEET; THENCE NORTH 49° 24' EAST 549.9 FEET TO THE MOST NORTHERLY CORNER OF SAID LANDS OF BALLOU, IN THE CENTER OF THE CHANNEL OF THE COYOTE CREEK; THENCE ALONG SAID CHANNEL AND ALONG THE NORTHEASTERLY LINE OF SAID LANDS OF BALLOU SOUTH 45° 57' EAST 839.1 FEET TO THE MOST EASTERLY CORNER OF SAID LANDS OF BALLOU; THENCE ALONG THE SOUTHEASTERLY LINE OF THE LANDS OF BALLOU, SOUTH 49° 30' WEST 592.7 FEET TO A 4 INCH X 4 INCH STAKE DESIGNATED AS "C"; THENCE RUNNING NORTH 48° 54' WEST 468.75 FEET TO A ONE INCH PIPE AT THE MOST EASTERLY CORNER OF THE AFOREMENTIONED 11.51 ACRE TRACT; THENCE ALONG THE NORTHEASTERLY LINE OF SAID 11.51 ACRE TRACT NORTH 49° 23' WEST 375.2 FEET TO THE PLACE OF BEGINNING, CONTAINING 11.79 ACRES, AND BEING A PORTION OF THE 500 ACRE LOT 18, CITY OF SAN JOSE LANDS, SANTA CLARA COUNTY, CALIFORNIA.

EXCEPTING THEREFROM THAT CERTAIN TRACT OF LAND DESCRIBED IN FINAL ORDER OF CONDEMNATION RECORDED DECEMBER 29, 1958, IN BOOK 4273 OF OFFICIAL RECORDS, PAGE 256, AS FOLLOWS:

COMMENCING AT THE MOST NORTHERLY CORNER OF SAID PARCEL; THENCE ALONG THE NORTHWESTERLY LINE OF SAID PARCEL, SOUTH 50° 14' 32" WEST, 549.87 FEET TO THE MOST EASTERLY CORNER OF LOT 16, AS SAID LOT IS SHOWN ON THAT CERTAIN MAP ENTITLED, MAP OF THE ALISAL TRACT NO. 1, FILED DECEMBER 02, 1910 IN BOOK "N" OF MAPS, PAGE 16, IN THE OFFICE OF THE RECORDER OF SANTA CLARA COUNTY; THENCE ALONG THE NORTHEASTERLY PROJECTION OF THE SOUTHEASTERLY LINE OF SAID LOT, NORTH 50° 20' 32" EAST 89.38 FEET; THENCE ALONG A TANGENT CURVE TO THE RIGHT WITH A RADIUS OF 357.22 FEET, THROUGH AN ANGLE OF 83° 25' 00" AN ARC LENGTH OF 520.03 FEET; THENCE SOUTH 46° 14' 28 EAST 521.49 FEET TO THE SOUTHEASTERLY LINE OF SAID PARCEL; THENCE ALONG LAST SAID LINE, NORTH 50° 20' 32" EAST 125.54 FEET TO THE NORTHEASTERLY LINE OF SAID PARCEL; THENCE ALONG LAST SAID LINE NORTH 45° 06' 28" WEST 839.06 FEET TO THE POINT OF COMMENCEMENT.

PARCEL TWO:

A NON-EXCLUSIVE EASEMENT FOR THE PURPOSE OF INGRESS AND EGRESS AND FOR THE INSTALLATION AND MAINTENANCE OF PUBLIC UTILITIES APPURTENANT TO PARCEL 1 ABOVE DESCRIBED, OVER THE FOLLOWING DESCRIBED PARCEL OF LAND:

BEGINNING AT A POINT ON THE EASTERLY LINE OF SAN JOSE-OAKLAND ROAD (100.00 FEET IN WIDTH) DISTANT THEREON SOUTH 07° 01' 30" EAST 213.98 FEET FROM THE NORTHWESTERLY CORNER OF THAT CERTAIN 37.752 ACRE TRACT OF LAND DESCRIBED IN THE DEED FROM FORTUNATO PIERACCI, ET AL, TO GEORGE WILSON, ET UX, DATED DECEMBER 22, 1956, RECORDED DECEMBER 31, 1956 IN BOOK 3696 OF OFFICIAL RECORDS, PAGE 253, SANTA CLARA COUNTY RECORDS; THENCE NORTH 82° 58' 30" EAST 181.24 FEET; THENCE EASTERLY ON A CURVE TO THE LEFT WITH A RADIUS OF 250.00 FEET THROUGH AN ANGLE OF 33° 30' 10" FOR AN ARC DISTANCE OF 146.18 FEET; THENCE NORTH 49° 28' 20" EAST AND PARALLEL WITH THE NORTHWESTERLY LINE OF SAID 37.752 ACRE TRACT, 920.44 FEET; THENCE NORTH 40° 31' 40" WEST 40.00 FEET TO A POINT IN THE NORTHWESTERLY LINE OF A PROPOSED STREET (80.00 FEET IN WIDTH); THENCE NORTH 49° 28' 20" EAST ALONG THE NORTHEASTERLY PROLONGATION OF SAID LAST MENTIONED LINE TO THE POINT OF INTERSECTION THEREOF WITH A LINE WHICH IS PARALLEL WITH A DISTANT WESTERLY 80.00 FEET AT A RIGHT ANGLES FROM THE EASTERLY LINE OF THAT CERTAIN 28.25 ACRE TRACT OF LAND DESCRIBED AS PARCEL ONE, IN THE DEED FROM G. LESTER TARLETON, ET AL TO P. DELLA MAGGOIRE, ET AL, DATED JANUARY 08, 1931, RECORDED JANUARY 09, 1931 IN BOOK 546 OF OFFICIAL RECORDS, PAGE 451, SANTA CLARA COUNTY RECORDS, AND THE TRUE POINT OF BEGINNING OF THE TRACT OF LAND TO BE DESCRIBED; THENCE FROM SAID TRUE POINT OF BEGINNING NORTH 08° 03' WEST ALONG SAID LAST MENTIONED PARALLEL LINE TO THE POINT OF INTERSECTION THEREOF WITH THE NORTHEASTERLY LINE OF THAT CERTAIN 5.11 ACRE TRACT OF LAND DESCRIBED IN THE DEED FROM GEORGE HENRY BALLOU, ET UX, TO ATTILIO BOCCIARDI, ET UX, DATED MAY 08, 1940, RECORDED MAY 13, 1940 IN BOOK 987 OF OFFICIAL RECORDS, PAGE 151, SANTA CLARA COUNTY RECORDS; THENCE NORTH 48° 54' EAST ALONG THE NORTHEASTERLY LINE OF SAID 5.11 ACRE TRACT TO THE NORTHERNMOST CORNER OF SAID 28.25 ACRE TRACT, THENCE SOUTH 08° 03' EAST ALONG THE EASTERLY LINE OF SAID 28.25 ACRE TRACT TO A POINT WHICH BEARS NORTH 49° 28' 20" EAST FROM THE SAID TRUE POINT OF BEGINNING; THENCE SOUTH 49° 28' 20" WEST, TO THE TRUE POINT OF BEGINNING.

PARCEL THREE:

A NON-EXCLUSIVE EASEMENT FOR THE PURPOSE OF INGRESS AND EGRESS APPURTENANT TO PARCEL 1 ABOVE DESCRIBED OVER THE FOLLOWING DESCRIBED PARCEL OF LAND:

BEGINNING AT A POINT ON THE EASTERLY LINE OF SAN JOSE-OAKLAND ROAD (100.00 FEET IN WIDTH) DISTANT THEREON SOUTH 07° 01' 30" EAST 213.98 FEET FROM THE NORTHWESTERLY CORNER OF THAT CERTAIN 37.752 ACRE TRACT OF LAND DESCRIBED IN THE DEED FROM FORTUNATO PIERACCI, ET AL, TO GEORGE WILSON, ET UX, DATED DECEMBER 22, 1956, RECORDED DECEMBER 31, 1956 IN BOOK 3696 OF OFFICIAL RECORDS, PAGE 253, SANTA CLARA COUNTY RECORDS; THENCE NORTH 82° 58' 30" EAST 181.24 FEET; THENCE EASTERLY ON A CURVE TO THE LEFT WITH A RADIUS OF 250.00 FEET THROUGH AN ANGLE OF 33° 30' 10" FOR AN ARC DISTANCE OF 146.18 FEET; THENCE NORTH 49° 28' 20" EAST AND PARALLEL WITH THE NORTHWESTERLY LINE OF SAID 37.752 ACRE TRACT, 920.44 FEET; THENCE NORTH 40° 31' 40" WEST 40.00 FEET TO A POINT IN THE NORTHWESTERLY LINE OF A PROPOSED STREET (80.00 FEET IN WIDTH); THENCE NORTH 49° 28' 20" EAST ALONG THE NORTHEASTERLY PROLONGATION OF SAID LAST MENTIONED LINE TO THE POINT OF INTERSECTION THEREOF WITH A LINE WHICH IS PARALLEL WITH A DISTANT WESTERLY 80.00 FEET AT A RIGHT ANGLES FROM THE EASTERLY LINE OF THAT CERTAIN 28.25 ACRE TRACT OF LAND DESCRIBED AS PARCEL ONE, IN THE DEED FROM G. LESTER TARLETON, ET AL TO P. DELU MAGGOIRE, ET AL, DATED JANUARY 08, 1931, RECORDED JANUARY 09, 1931 IN BOOK 546 OF OFFICIAL RECORDS, PAGE 451, SANTA CLARA COUNTY RECORDS, THENCE NORTH 08° 03' WEST ALONG SAID LAST MENTIONED PARALLEL LINE TO THE POINT OF INTERSECTION THEREOF WITH A LINE WHICH IS PARALLEL WITH AND DISTANT SOUTHWESTERLY 40.00 FEET AT RIGHT ANGLES FROM THE NORTHEASTERLY LINE OF THAT CERTAIN 5.11 ACRE TRACT OF LAND DESCRIBED IN THE DEED FROM GEORGE HENRY BALLOU, ET UX, TO ATTILIO BOCCIARDI, ET UX, DATED MAY 08, 1940, RECORDED MAY 13, 1940 IN BOOK 987 OF OFFICIAL RECORDS, PAGE 151, SANTA CLARA COUNTY RECORDS, AND THE TRUE POINT OF BEGINNING OF THE TRACT OF LAND TO BE DESCRIBED; THENCE FROM SAID TRUE POINT OF BEGINNING, CONTINUING NORTH 08° 03' WEST ALONG SAID PARALLEL LINE TO THE POINT OF INTERSECTION THEREOF WITH THE NORTHEASTERLY LINE OF SAID 5.11 ACRE TRACT; THENCE NORTH 49° 54' WEST ALONG SAID LAST MENTIONED LINE TO BE THE POINT OF INTERSECTION THEREOF WITH A LINE WHICH IS PARALLEL WITH AND DISTANT SOUTHEASTERLY 80.00 FEET AT RIGHT ANGLES FROM THE NORTHWESTERLY LINE OF SAID 5.11 ACRE TRACT; THENCE SOUTH 49° 28' 20" WEST ALONG SAID LAST-MENTIONED PARALLEL LINE 40 FEET, MORE OR LESS TO A POINT IN A LINE WHICH IS PARALLEL WITH AND DISTANT SOUTHWESTERLY 40.00 FEET AT RIGHT ANGLES FROM THE NORTHEASTERLY LINE OF SAID 5.11 ACRE TRACT; THENCE SOUTH 48° 54' EAST ALONG SAID LAST MENTIONED PARALLEL LINE TO THE TRUE POINT OF BEGINNING.

PARCEL FOUR:

AN EASEMENT FOR INGRESS AND EGRESS AND THE INSTALLATION AND MAINTENANCE OF PUBLIC UTILITIES OVER ALL THAT PORTION OF THE PARCEL OF LAND DESCRIBE IN THE DEED FROM M. F. DANIELS, ET AL, TO DAVID

TONELLI, ET UX, RECORDED DECEMBER 10, 1959 IN BOOK 4633 OF OFFICIAL RECORDS, PAGE 618, SANTA CLARA COUNTY RECORDS, LYING NORTHERLY OF COMMERCIAL STREET, AS SAID STREET AND EASEMENT ARE SHOWN UPON THE MAP OF TRACT NO. 3379, WHICH MAP WAS FILED IN THE OFFICE OF THE RECORDER OF THE COUNTY OF SANTA CLARA, STATE OF CALIFORNIA, ON JUNE 07, 1963 IN BOOK 162 OF MAPS, PAGE 9.
EXCEPTING THEREFROM THE RIGHT-OF-WAY AND EASEMENTS RIGHTS FOR ROADWAY PURPOSES AND FOR THE INSTALLATION AND MAINTENANCE OF PUBLIC UTILITIES GRANTED TO THE CITY OF SAN JOSE, A MUNICIPAL CORPORATION AS SET FORTH IN THAT CERTAIN DOCUMENT RECORDED ON NOVEMBER 05, 1981, IN BOOK G434 OF OFFICIAL RECORDS AT PAGE 682, INSTRUMENT NO. 7207796, RECORDS OF SANTA CLARA.

TRACT TWO:

PARCEL ONE:

BEGINNING AT THE NORTHERNMOST CORNER OF THAT CERTAIN 5.11 ACRE TRACT OF LAND DESCRIBED IN THE DEED FROM GEORGE HENRY BALLOU ET US, TO ATTILIO BOCCIARDI ET US, DATED MAY 08, 1940, RECORDED MAY 13, 1940 IN BOOK 9878 OF OFFICIAL RECORDS, PAGE 151, SANTA CLARA COUNTY RECORDS; THENCE FROM SAID POINT OF BEGINNING SOUTH 49° 28' 20" WEST ALONG THE NORTHWESTERLY LINE OF SAID 5.11 ACRE TRACT 245.00 FEET; THENCE AT RIGHT ANGLES SOUTH 40° 31' 40" EAST 80.00 FEET; THENCE NORTH 49° 28' 20" EAST AND PARALLEL WITH THE NORTHWESTERLY LINE OF SAID 5.11 ACRE TRACT TO THE POINT OF INTERSECTION THEREOF WITH THE NORTHEASTERLY LINE OF SAID 5.11 ACRE TRACT; THENCE NORTH 48° 54' WEST ALONG SAID LAST MENTIONED LINE TO THE POINT OF BEGINNING.

PARCEL TWO:

AS APPURTENANT TO AND FOR THE BENEFIT OF THE ABOVE DESCRIBED PARCEL OF LAND, AND AS APPURTENANT TO AND FOR THE BENEFIT OF THAT CERTAIN 11.79 ACRE TRACT OF LAND DESCRIBED IN THE DEED FROM CLAUDE T. KRITZER ET US, TO DAVID TONELLI ET US, DATED NOVEMBER 07, 1953, RECORDED NOVEMBER 18, 1953 IN BOOK 2759 OFFICIAL RECORDS, PAGE 377, SANTA CLARA COUNTY RECORDS, A NONEXCLUSIVE EASEMENT FOR THE PURPOSE OF INGRESS AND EGRESS AND FOR THE INSTALLATION AND MAINTENANCE OF PUBLIC UTILITIES OVER THE FOLLOWING DESCRIBED PARCEL OF LAND:

BEGINNING AT A POINT ON THE EASTERLY LINE OF SAN JOSE-OAKLAND ROAD (100.00 FEET IN WIDTH), DISTANT THEREON SOUTH 07° 01' 30" EAST 213.98 FEET FROM THE NORTHWESTERLY CORNER OF THAT CERTAIN 37.752 ACRE TRACT OF LAND DESCRIBED IN THE DEED FROM FORTUNATO PIERACCI ET AL, TO GEORGE WILSON ET US, DATED DECEMBER 22, 1956, RECORDED DECEMBER 31, 1956 IN BOOK 3696 OFFICIAL RECORDS, PAGE 253, SANTA CLARA COUNTY RECORDS;

THENCE NORTH 82° 58' 30" EAST 181.24 FEET; THENCE EASTERLY ON A CURVE TO THE LEFT WITH A RADIUS OF 250.00 FEET THROUGH AN ANGLE OF 33° 30' 10" FOR AN ARC DISTANCE OF 146.18 FEET; THENCE NORTH 49° 28' 20" EAST AND PARALLEL WITH THE NORTHWESTERLY LINE OF SAID 37.752 ACRE TRACT 920.44 FEET; THENCE NORTH 40° 31' 40" WEST 40.00 FEET TO A POINT IN THE NORTHWESTERLY LINE OF A PROPOSED STREET (80.00 FEET IN WIDTH); THENCE NORTH 49° 28' 20" EAST ALONG THE NORTHEASTERLY PROLONGATION OF SAID LAST MENTIONED LINE TO THE POINT OF INTERSECTION THEREOF WITH A LINE WHICH IS PARALLEL WITH AND DISTANT WESTERLY 80.00 FEET AT RIGHT ANGLES FROM THE EASTERLY LINE OF THAT CERTAIN 28.25 ACRE TRACT OF LAND DESCRIBED AS PARCEL ONE IN THE DEED FROM G. LESTER TARLETON, ET AL, TO P. DELLA MAGGIORE ET AL., DATED JANUARY 08, 1931, RECORDED JANUARY 09, 1931 IN BOOK 546 OFFICIAL RECORDS, PAGE 451, SANTA CLARA COUNTY RECORDS, AND THE TRUE POINT OF BEGINNING OF THE TRACT OF LAND TO BE DESCRIBED; THENCE FROM SAID TRUE POINT OF BEGINNING NORTH 08° 03' WEST ALONG SAID LAST MENTIONED PARALLEL LINE TO THE POINT OF INTERSECTION THEREOF WITH THE NORTHEASTERLY LINE OF THAT CERTAIN 5.11 ACRE TRACT OF LAND DESCRIBED IN THE DEED FROM GEORGE HENRY BALLOU ET US, TO ATTILIO BOCCIARDI ET US, DATED MAY 08, 1940, RECORDED MAY 13, 1940 IN BOOK 987 OFFICIAL RECORDS, PAGE 151, SANTA CLARA COUNTY RECORDS; THENCE SOUTH 48° 54' EAST ALONG THE NORTHEASTERLY LINE OF SAID 5.11 ACRE TRACT TO THE NORTHERNMOST CORNER OF SAID 28.25 ACRE TRACT, THENCE SOUTH 08° 03' EAST ALONG THE EASTERLY LINE OF SAID 28.25 ACRE TRACT TO A POINT WHICH BEARS NORTH 49° 28' 20" EAST FROM THE SAID TRUE POINT OF BEGINNING; THENCE SOUTH 49° 28' 20" WEST TO THE TRUE POINT OF BEGINNING.

PARCEL THREE:

AS APPURTENANT TO AND FOR THE BENEFIT OF THE ABOVE DESCRIBED PARCEL OF LAND, AND AS APPURTENANT TO AND FOR THE BENEFIT OF THAT CERTAIN 11.79 ACRE TRACT OF LAND DESCRIBED IN THE DEED FROM CLAUDE T. KRITZER ET US, TO DAVID TONELLI ET UX, DATED NOVEMBER 07, 1953, RECORDED NOVEMBER 18, 1953 IN BOOK 2759 OFFICIAL RECORDS, PAGE 377, SANTA CLARA COUNTY RECORDS, A NONEXCLUSIVE EASEMENT FOR THE PURPOSE OF INGRESS AND EGRESS OVER THE FOLLOWING DESCRIBED PARCEL OF LAND:

BEGINNING AT A POINT ON THE EASTERLY LINE OF SAN JOSE-OAKLAND ROAD (100.00 FEET IN WIDTH), DISTANT THEREON SOUTH 07° 01' 30" EAST 213.98 FEET FROM THE NORTHWESTERLY CORNER OF THAT CERTAIN 37.752 ACRE TRACT OF LAND DESCRIBED IN THE DEED FROM FORTUNATO PIERACCI ET AL., TO GEORGE WILSON ET UX, DATED DECEMBER 22, 1956, RECORDED DECEMBER 31, 1956, IN BOOK 3696 OFFICIAL RECORDS, PAGE 253, SANTA CLARA COUNTY RECORDS; THENCE NORTH 82° 58' 30" EAST 181.24 FEET; THENCE EASTERLY ON A CURVE TO THE LEFT WITH A RADIUS OF 250.00 FEET THROUGH AN ANGLE OF 33° 30' 10" FOR AN ARC DISTANCE OF 146.18 FEET; THENCE NORTH 49° 28' 20" EAST AND

PARALLEL WITH THE NORTHEASTERLY LINE OF SAID 37.752 ACRE TRACT 920.44 FEET; THENCE NORTH 40° 31' 20" EAST ALONG THE NORTHEASTERLY PROLONGATION OF SAID LAST MENTIONED LINE TO THE POINT OF INTERSECTION THEREOF WITH A LINE WHICH IS PARALLEL WITH AND DISTANCE WESTERLY 80.00 FEET AT RIGHT ANGLES FROM THE EASTERLY LINE OF THAT CERTAIN 28.25 ACRE TRACT OF LAND DESCRIBED AS PARCEL ONE IN THE DEED FROM G. LESTER TARLETON ET AL., TO P. DELLA MAGGIORE ET AL., DATED JANUARY 08, 1931, RECORDED JANUARY 09, 1931, IN BOOK 546 OFFICIAL RECORDS, PAGE 451, SANTA CLARA COUNTY RECORDS; THENCE NORTH 08° 03' WEST ALONG SAID LAST-MENTIONED PARALLEL LINE TO THE POINT OF INTERSECTION THEREOF WITH A LINE WHICH IS PARALLEL WITH AND DISTANT SOUTHWESTERLY 40.00 FEET AT RIGHT ANGLES FROM THE NORTHEASTERLY LINE OF THAT CERTAIN 5.11 ACRE TRACT OF LAND DESCRIBED IN THE DEED FROM GEORGE HENRY BALLOU ET UX, TO ATTILIO BOCCIARDI ET US, DATED MAY 08, 1940, RECORDED MAY 13, 1940 IN BOOK 987 OF OFFICIAL RECORDS, PAGE 151, SANTA CLARA COUNTY RECORDS, AND THE TRUE POINT OF BEGINNING OF THE TRACT OF LAND TO BE DESCRIBED; THENCE FROM SAID TRUE POINT OF BEGINNING CONTINUING NORTH 08° 03' WEST ALONG SAID PARALLEL LINE TO THE POINT OF INTERSECTION THEREOF WITH THE NORTHEASTERLY LINE OF SAID 5.11 ACRE TRACT; THENCE NORTH 48° 54' WEST ALONG SAID LAST-MENTIONED LINE TO THE POINT OF INTERSECTION THEREOF WITH A LINE WHICH IS PARALLEL WITH AND DISTANT SOUTHEASTERLY 80.00 FEET AT RIGHT ANGLES FROM THE NORTHWESTERLY LINE OF SAID 5.11 ACRE TRACT; THENCE SOUTH 49° 28' 20" WEST ALONG SAID LAST-MENTIONED PARALLEL LINE 40 FEET, MORE OR LESS, TO A POINT IN A LINE WHICH IS PARALLEL WITH AND DISTANT SOUTHWESTERLY 40.00 FEET AT RIGHT ANGLES FROM THE NORTHEASTERLY LINE OF SAID 40 ACRE TRACT; THENCE SOUTH 48° 54' EAST ALONG SAID LAST-MENTIONED PARALLEL LINE TO THE TRUE POINT OF BEGINNING.

FOR CONVEYANCING PURPOSES ONLY: 241-10-002 (affects Tract One) and 241-10-003 (affects Tract Two)

EXHIBIT B

Permitted Exceptions

The Following Matters Affect Tract One:

1. The terms and provisions contained in the document entitled "Agreement" recorded December 10, 1959 as Instrument No. 1737529 in Book 4633, Page 623 of Official Records.

2. An easement for installation and maintenance of storm drainage facilities and incidental purposes, recorded December 11, 1959 as Instrument No. 1738323 in Book 4635, Page 383 of Official Records.
   In Favor of: City of San Jose
   Affects: As described therein

3. The fact that the land lies within the boundaries of the City of San Jose for Rincon De Los Esteros Project Redevelopment Project Area, as disclosed by the document recorded July 11, 1975 as Instrument No. 5048517 in Book B502, Page 711 of Official Records.

4. The terms and provisions contained in the document entitled "Road Maintenance Agreement" recorded June 20, 1979 as Instrument No. 6408974 in Book E580, Page 327 of Official Records.

5. An easement for right of way dedication and incidental purposes, recorded January 12, 1996 as Instrument No. 13160802 in Book P163, Page 1213 of Official Records.
   In Favor of: City of San Jose
   Affects: As described therein

6. TERMS AND CONDITIONS of that certain Permit
   File No.: CP 93-08-051
   Disclosed By: Certificate of Permit
   Recorded: November 17, 1998 as Instrument No. 14506864, Official Records

7. TERMS AND CONDITIONS of that certain Permit
   File No.: SP99-01-002
   Disclosed By: Certificate of Permit
   Recorded: March 23, 1999 as Instrument No. 14718271, Official Records

8. TERMS AND CONDITIONS of that certain Permit
   File No.: SP 00-01-005
   Disclosed By: Certificate of Permit
   Recorded: May 22, 2000 as Instrument No. 15255417, Official Records

9. TERMS AND CONDITIONS of that certain Permit
   File No.: SP01-01-002
   Disclosed By: Certificate of Permit
   Recorded: March 22, 2001 as Instrument No. 15603341, Official Records

10. The fact that the land lies within the boundaries of the San Jose Redevelopment Project Area, as disclosed by the document recorded August 01, 2002 as Instrument No. 16397034 of Official Records.

The Following Matters Affect Tract Two:

11. An easement for pole line and incidental purposes, recorded June 06, 1945 in Book 1250, Page 582 of Official Records.

In Favor of:	Pacific Gas and Electric Company, a California corporation
Affects:	As described therein

12. The terms, provisions and easement(s) contained in the document entitled "Agreement" recorded December 10, 1959 in Book 4633, Page 623 of Official Records.

13. The terms and provisions contained in the document entitled "Road Maintenance Agreement" recorded June 20, 1979 as Instrument No. 6408974 in Book E580, Page 327 of Official Records.

14. The terms, provisions and easement(s) contained in the document entitled "Agreement Regarding Easement" recorded June 30, 2009 as Instrument No. 20319521 of Official Records.

APPENDIX B
FARALLON'S STANDARD OPERATING PROCEDURES

SITE INVESTIGATION REPORT
1055 Commercial Court
San Jose, California

Farallon PN: 1071-047

STANDARD OPERATING PROCEDURE (SOP) CA-SL-02
SOIL GAS WELL INSTALLATION AND SAMPLING

PURPOSE AND APPLICATION

The purpose of this standard operating procedure (SOP) is to provide field personnel with the information needed to document soil gas well installation and collect soil gas samples to ensure representative sampling and accurate documentation of the data collection process.

The step-by-step guidelines provided in this SOP are to be followed by the field crew installing soil gas wells and collecting soil gas samples. This SOP was prepared in accordance with the *Advisory–Active Soil Gas Investigations* dated July 2015, prepared by the California Department of Toxic Substances Control (California Environmental Protection Agency 2015) (DTSC Advisory) and additional guidance documents provided in the bibliography.

EQUIPMENT AND SUPPLIES/REAGENTS

The following equipment is necessary to properly conduct soil gas sampling:

- A laboratory- or subcontractor-provided shroud. The shroud will enclose the 1-liter Summa canister used to collect the sample while allowing leak testing to be performed using analytical-grade helium.
- An analytical-grade helium MGD 2002 dielectric helium detector (or equivalent helium detection device).
- New 0.25-inch-outside-diameter Teflon tubing and Swagelok 0.25-inch-outside-diameter compression fittings for dedicated sampling at each sampling location.
- A subcontracted concrete corer to penetrate the slab and remove a core with a minimum diameter of 4 inches.
- A subcontracted driller to hand-auger the first 5 feet of the borehole and drill the boring to depth.
- A sufficient number of 1-liter Summa canisters supplied by the analytical laboratory, as specified by the Project Sampling Plan. Each canister must be equipped with a dedicated manifold with a T-fitting that includes appropriate filters, pressure gauges, valves, and flow controllers set for a sample collection rate of 200 milliliters per minute or less (depending on the desired sampling-time interval), and/or accessories to collect samples required by the Project Sampling Plan.
- Equipment required to collect samples using 1-liter Summa canisters, including appropriate wrenches and other tools and/or fittings.
- A lung box, Tedlar bags, and a low-volume purge pump or syringe for evaluating leaks in the sampling train using helium tracer gas.
- The laboratory-provided shipping containers for the Summa canisters.

- Patch material to restore the area of the drilled hole to its original condition.
- Field notes to record sampling procedures and data.

DECONTAMINATION

Use dedicated soil gas sampling supplies and equipment at each location. Decontaminate reusable equipment that will come into contact with soil before arrival at the site, upon relocation at the site, and upon demobilization from the site, in accordance with Farallon SOP EQ-01, Equipment Decontamination Procedures.

PROCEDURES

The following procedures are to be implemented to collect soil gas samples representative of conditions. Procedures include preparation for sampling, leak-detection protocols, leak-detection testing for manifolds, purging and real-time leak detection, sampling methodology, post-sampling procedures, and analysis.

Preparation for Installation

Perform the following steps to prepare and stage the sampling equipment prior to performing leak-detection testing and sample collection at each sampling location:

- Ensure that access agreements are in place and the building owner and/or operator is aware that sampling will be performed.
- Clear the sampling locations for utilities. Building slabs may contain conduits for electrical wires, structural cables, and/or other utilities that could be encountered when the slab is cored for sampling. Retain a private utility location service for each sampling location at sites where utility locations have not been documented.
- Install a borehole by advancing hand-driven augers to a depth of 5 feet below ground surface. If installing deeper soil gas wells, retain a drilling contractor to use a drilling rig to drill a borehole to the depth specified in the Project Sampling Plan.
- Upon reaching total depth, lower new 0.25-inch Teflon tubing equipped with an air-stone to approximately 0.5 foot above the bottom of the total depth. Backfill the borehole with approximately 1 foot of clean #3 sand. Place approximately 6 inches of dry granular bentonite on top of the sand as a transition seal. Backfill the remainder of the borehole with hydrated bentonite to the surface. If installing a nested soil gas well, ensure that the hydrated bentonite seal extends to approximately 1 foot below the depth of the next soil vapor sampling probe, and install the probe using the procedures described above. In the event groundwater or hand-auger refusal is encountered at a depth shallower than the desired total depth, construct the soil gas well using the procedures described above from a depth of 1 foot above the water table or refusal depth.

- Seal the Teflon tubing at the surface and install a traffic-rated flush mounted well box, if installing a permanent sampling point.
- Containerize any soil cuttings generated during the soil gas well installation pending characterization for off-site disposal.
- Place the sample canister assembly near the sampling point inside of the shroud. Use the laboratory-supplied manifold with T-fitting to connect the tubing and the fittings so there is a feed from the subslab sample collection tubing into the sampling canister and also to the connection exiting the shroud for leak detection.
- Configure the helium supply, helium detector, and sampling shroud for monitoring using a sampling train similar to that illustrated on Figure C-1 of the DTSC Advisory.

Equilibration Time

Subsurface conditions are disturbed during drilling and probe placement. Follow recommended equilibration times to allow the subsurface conditions to equilibrate back to representative pre-disturbance conditions detailed in Section 4.0, Soil Gas Sample Collection of the DTSC Advisory. Allow soil gas wells to equilibrate for at least 48 hours prior to sampling.

Leak-Detection Protocols

Make provisions to eliminate or minimize leakage of ambient air into the subslab soil gas sample. Helium concentrations measured in the sample must not exceed 5 percent of the helium concentration in the shroud (e.g., 1 percent helium in the sample at a 20 percent shroud concentration). Introduction of ambient indoor air into the soil gas sample may dilute the sample results or may bias the soil gas sample high if ambient air contains concentrations of the target hazardous substance(s). Use of a tracer gas enables detection of ambient air incursion from above the slab if the soil gas probe and/or the sampling canister manifold assembly is not completely sealed. Farallon uses analytical-grade helium as the tracer gas. Collect a preliminary soil gas in a Tedlar bag and screen using the helium detector before opening the 1-liter Summa canister. If helium is detected during real-time Tedlar bag sample collection, indicating potential ambient air leakage, make modifications and/or adjustments to the sampling equipment prior to soil gas sampling.

Leak-Detection Testing for Manifolds

Several days before sampling commences, test for leaks in the laboratory-supplied manifolds and/or flow controllers to allow time to obtain new canisters, manifolds, and/or flow controllers if the equipment fails the testing. Follow the instructions below for the leak-detection testing:

- Verify that the number engraved on each Summa canister matches the number listed on the certified-clean tag attached to the canister to ensure that the canister was properly decontaminated. Ensure that documentation of the laboratory certification for the canister(s) is included on a tag attached to the canister and in the paperwork that accompanies the canister shipment from the laboratory.

- Confirm that the Summa canister valves are closed (i.e., the knob is tightened clockwise).
- Attach the manifold—including the filter, flow controller, and pressure gauge—to the canister.
- Confirm that a brass cap is secured at the inlet of the manifold/flow controller, creating an air-tight sampling train.
- Quickly open and close the sample canister valve and observe the gauge reading. If the initial gauge reading is less than the minimum canister pressure necessary to collect a sample that will meet the required practical quantitation limit/method detection limit, discontinue leak testing and obtain additional canisters. Repeat the testing for all new canisters.
- If the initial vacuum pressure is more than minimum canister pressure necessary to collect a sample that will meet the required practical quantitation limit/method detection limit, continue to monitor the gauge to check for leaks in the manifold and connections to the Summa canister. Observe the gauge for 5 minutes. If the needle on the gauge drops, indicating a loss of pressure, the sampling train is not air-tight. In this situation, refit and/or tighten the connections until the needle holds steady. If leakage is still indicated, use an alternate manifold/flow controller to confirm that the initial manifold/flow controller requires replacement. Obtain replacement equipment and repeat the testing.
- Once the sample canisters and the laboratory-supplied equipment have been tested and approved for use, proceed with field-testing for potential leaks in the sampling train associated with tubing connections and the seal at the concrete slab.

Shut-in Testing, Purging, and Real-Time Leak Detection

Use the following protocol to test for leaks during the sample collection. Follow the instructions below followed for shut-in testing, purging, and real-time leak detection:

- Remove the brass cap from the manifold/flow controller inlet and connect the tubing from the sample port using a laboratory-supplied manifold with a T-fitting. Connect the other outlet from the manifold via Teflon tubing to the helium sampling port on the side of the sampling shroud. Record the length of each piece of tubing used during sample train assembly. The tubing lengths will be used to estimate purge volumes of ambient air to be removed prior to sampling.
- Connect the tubing from the helium sampling port to the inlet for the lung box. Connect a Tedlar bag to the helium sampling port connection inside the lung box. Connect the low-volume purge pump inlet or syringe to the other port for the lung box. Open the valve on the Tedlar bag for sampling and seal the lung box.
- Ensure that the sampling shroud base has a tight seal that will retain the helium and minimize introduction of ambient indoor air.

- Perform additional shut-in testing on the fully assembled sampling train once it is set up in the field by evacuating the sampling train to a minimum measured vacuum of approximately 100 inches of water using the purge pump or syringe. Observe the vacuum gauge connected to the system with a T-fitting for at least 1 minute. If there is any observable loss of vacuum, adjust the fittings until the vacuum in the sample train does not noticeably dissipate. After a successful shut-in test, do not alter the sampling train. Calibrate the vacuum gauge so that it is sensitive enough to indicate a water pressure change of 0.5 inch.
- Attach the tubing from the flow controller for the helium canister to the port on the sampling shroud and begin filling the shroud with helium, maintaining a minimum concentration of at least 20 percent as measured with the helium detector. **DO NOT OPEN THE SAMPLE CANISTER.**
- Purge an estimated three volumes of air from the tubing/borehole. Use the following equation to calculate the volume of air to be removed:

  Volume (in cubic inches) = $3.1417\ Xr^2$

  Where:

  X = the length of tubing (inches) and

  r = the inner radius (inches) of all tubing lengths being used.
- Use the same equation to estimate the volume of the cored boring, where "X" is the depth of the boring and "r" is the radius of the boring.
- Add the two volumes and well as the estimated volume of air within the manifold to determine one "internal" volume of air to be purged. Multiply this volume by three for three purge volumes; the result will be in cubic inches. Divide by the flow rate (200 milliliters per minute = 12.2 cubic inches per minute) to determine how many minutes (or convert to seconds by multiplying by 60) to purge the tubing. Record the calculations in the field notes.
- Use the low-flow purge pump or syringe to evacuate the lung box, drawing the calculated purge volumes into the Tedlar bag. The calculated purge volume should produce a sample volume sufficient to evaluate whether helium is present in the sample using the helium detector. If an additional sample is required, record the additional volume of soil gas removed.
- Once the calculated purge volume has been reached, close the valve on the shroud and turn off the pump. Open the lung box and close the valve on the Tedlar bag. Remove the Tedlar bag and use the helium detector to measure the helium concentration in the Tedlar bag. If helium concentrations in the Tedlar bag exceed 5 percent of the helium concentration in the shroud (i.e., 1 percent helium in the Tedlar bag at a 20 percent shroud concentration), there is sufficient leakage to compromise the soil gas analytical results.

- Check all fittings and repeat the shut-in test and leak test until helium concentrations are less than 5 percent of the concentration measured in the shroud.

Sampling Methodology

Soil gas sampling will not be performed during a significant rainfall event (i.e., more than 0.5 inch of rainfall during a 24-hour period). Sampling will only be conducted after 5 days without a significant rainfall event. Infiltration of rainwater adjacent to a building slab may have a temporary effect on soil gas conditions and yield biased, non-representative sampling results.

Initiate sampling procedures immediately upon confirmation that leakage of ambient air has been eliminated, or reduced to an acceptable level (i.e., less than 5 percent helium in the sample). Follow the instructions below for soil gas sample collection:

- Open the sample canister valve and record the pressure on the gauge as "initial pressure" in the field notes and on the sample tag attached to the canister. Ensure that the sample shroud is undisturbed and protects the sample canister throughout the sampling period. The sampling period will be based on the flow controller setting established by the laboratory. Maintain the flow rate between 100 and 200 milliliters per minute, as recommended in the DTSC Advisory.
- Check the canister to confirm that it is filling at the rate specified for the flow controller. Because the accuracy of the flow regulators can vary slightly, causing a canister to fill faster or more slowly than expected, check canister pressure before the end of the sampling period. The volume of air sampled is a linear function of the canister vacuum. Therefore, halfway through the sampling, the canister should be half-filled and the gauge should read approximately 17 inches of mercury. Ensure the final pressure at the end of sampling is 5 inches of mercury to ensure that ambient air does not accidentally enter the canister during shipping.
- Upon completion of the sampling, record the time and the exact pressure of the canister on the sample tag for that canister, on the Chain of Custody form, and in the field notes. Record any other condition that could affect the results (e.g., site activities, weather, holes and/or cracks in the concrete slab).
- Close the sample canister valve, disconnect it from the manifold, and replace and tighten the brass caps on the canister inlet.
- If sampling from a temporary location, extract the Teflon tubing and remove the bentonite using a hand-auger, as needed, according to the requirements of the permitting agency. If sampling from a permanent location, seal the Teflon tubing at the surface and close the traffic-rated well box.

Post-Sampling Procedures

Ensure that all sample containers are labeled with the following information: sample identification, date and time the sample was collected, initial and ending canister pressure, site name, and

company name. Record this information and the time sample collection was completed in the field notes and transfer pertinent information to the Chain of Custody form. Pack each Summa canister in its original shipping container, seal with a custody seal, and send to the laboratory for analysis as soon as possible.

Analysis

Subslab soil gas samples will be analyzed using U.S. Environmental Protection Agency Method TO-15. The hold time for analysis of most VOCs using U.S. Environmental Protection Agency Method TO-15 is 30 days. Check the Project Sampling Plan for any project-specific hold times.

DOCUMENTATION

Provide documentation regarding field activities, environmental and building conditions, and other sampling documentation such as photos and video recordings. Include the documentation on standard Farallon forms and in the field notes and, if electronically recorded, label the documents and transfer them to the proper project folder.

BIBLIOGRAPHY

California Environmental Protection Agency. 2015. *Advisory – Active Soil Gas Investigations.* Department of Toxic Substances Control. July.

Commonwealth of Massachusetts Department of Environmental Protection. 2002. *Indoor Air Sampling and Evaluation Guide.* WSC Policy #02-430. Boston, Massachusetts. April.

New York State Department of Health. 2006. *New York State Department of Health Guidance for Evaluating Soil Vapor Intrusion in the State of New York.* October.

U.S. Environmental Protection Agency. 1999. *Compendium of Methods for Determination of Toxic Organic Compounds in Ambient Air, Second Edition, Compendium Method To-14A, Determination of Volatile Organic Compounds (VOCs) in Ambient Air Using Specially Prepared Canisters with Subsequent Analysis by Gas Chromatography*. Center for Environmental Research Information, Office of Research and Development. January.

———. 2002. *Draft Guidance for Evaluating the Vapor Intrusion to Indoor Air Pathway From Groundwater and Soils.* EPA530-02-052. November.

———. 2004. *Standard Operating Procedure (SOP) for Installation of Sub-Slab Vapor Probes and Sampling Using EPA Method TO-15 to Support Vapor Intrusion Investigations.* U.S. Office of Research and Development, National Risk Management Research Laboratory, Groundwater and Ecosystem Restoration Division. Ada, Oklahoma.

Washington State Department of Ecology. 2009. *Guidance for Evaluating Soil Vapor Intrusion in Washington State: Investigation and Remedial Action.* Review Draft. October.

STANDARD OPERATING PROCEDURE GW-01
MONITORING WELL CONSTRUCTION

PURPOSE AND APPLICATION

The purpose of this standard operating procedure (SOP) is to provide field personnel with the methodology for monitoring well construction and installation. Monitoring well construction ultimately is at the discretion of the Project Manager, and is based on the geology at the site and the use of the monitoring well. Groundwater monitoring wells in the Puget Sound region, for example, typically are constructed using 2-inch-diameter Schedule 40 polyvinyl chloride well casing with 0.010-inch slotted screens because of the finer-grained materials prevalent in the region. Slot and sand sizes may be increased at the discretion of the Project Manager, depending on local geology. Monitoring wells must be installed and decommissioned by a licensed well driller, and constructed in general accordance with Chapter 173-360, Minimum Standards for Construction and Maintenance of Wells, of the Washington Administrative Code in Washington; with Rule 0410 of Division 240 of Chapter 690, Well Construction Standards – General, of the Oregon Administrative Rules in Oregon; with Bulletins 74-81 and 74-90, California Well Standards, from the California Department of Water Resources in California; and with the federal and/or state standards established for well construction specified in the project-specific field sampling plan in other states.

EQUIPMENT AND SUPPLIES/REAGENTS

The following equipment is necessary for the construction and installation of monitoring wells:

- Monitoring well construction equipment (e.g., water-level meter, photoionization detector, tape measure, camera, plastic sheeting), as applicable.
- Monitoring well construction materials (e.g., well casing [screened and blank], filter pack sand, bentonite and/or Volclay Grout annular seal material, concrete, locking casing cap, well-head monument [flush-mounted or stove-pipe monument, as appropriate] complete with locking top, bollards for placement around well-head monument as applicable), provided by the driller.
- Materials necessary to provide required documentation, including Boring Log, Monitoring Well Construction Data form, and Field Report form.
- Personal protective equipment as described in the site-specific Health and Safety Plan.
- Decontamination equipment as specified in Farallon SOP EQ-01, Equipment Decontamination Procedures.
- U.S. Department of Transportation-approved drum(s) for decontamination wastewater and excess soil cuttings. Separate drums are needed for liquid and solid wastes (refer to Farallon SOP WM-01, Field-Handling of Investigation-Derived Waste). Liquid wastes should not be added to drums containing solid wastes.

DECONTAMINATION

Before arrival at the site, upon relocation at the site, and upon demobilization from the site, decontaminate equipment that will come into contact with potentially contaminated soil and groundwater, in accordance with Farallon SOP EQ-01, Equipment Decontamination Procedures.

PROCEDURES

Follow the instructions below for monitoring well construction and installation:

- Don appropriate personal protective equipment as described in the site-specific Health and Safety Plan.
- Before installing the casing, discuss the geology and groundwater conditions at the site with the Project Manager to confirm the depth the monitoring well screen should be placed at, and the length of screen to be used.
- Measure the depth to the bottom of the borehole to calculate the appropriate placement and length of the screened interval, filter pack, annular seal, and concrete surface seal. Calculate the approximate volumes of the filter pack and the seal material required for the specific monitoring well bore annulus and monitoring well casing diameter. Ensure that the filter pack extends from the bottom of the monitoring well intake to approximately 2 to 5 feet above the top of the monitoring well intake, and is approximately 2 to 4 inches thick. The monitoring well casing should be centered in the borehole. Ensure that the annular seal is a minimum of 2 feet thick above the top of the filter pack, and that the concrete seal is a minimum of 2 feet in depth from the surface.
- Prior to installation, measure and check the lengths of the monitoring well screen and the blank casing, and confirm the slot size and the sand filter pack size, the type of bentonite seal and/or Volclay Grout seal, and the monitoring well-head monument. For boreholes completed to depths deeper than the planned installation depth of the monitoring well casing, backfill the borehole with bentonite, sand, or pea gravel. Record the type and brand of the monitoring well construction materials used on a Monitoring Well Construction Data form.
- Record on a Field Report form the start and completion times for the various stages of monitoring well construction such as installation of the monitoring well casing into the borehole, filter pack and seal emplacement, and well-head monument placement.
- Record on a Monitoring Well Construction Data form the volumes of filter pack, the bentonite seal, and the concrete used to construct the monitoring well, and check against calculated volumes to confirm proper placement and amount. During the construction process, record any irregularities such as bridging of the filter pack or seal material that could indicate construction problems.
- Upon completion of monitoring well installation, measure the total monitoring well depth and the depth to groundwater, and record the measurements on the Monitoring Well Construction Data form.

- Place a mark or notch on the northern side of the top of the monitoring well casing to provide a monument for the measurement of water levels.

DOCUMENTATION

Document monitoring well construction activities on the Monitoring Well Construction Data form and the Field Report form.

REFERENCES

U.S. Environmental Protection Agency. 1991. *Handbook of Suggested Practices for the Design and Installation of Ground-Water Monitoring Wells*. EPA160014-891034. March.

———. 1996. *Low-Flow (Minimal Drawdown) Ground-Water Sampling Procedures*. EPA/540/S-95/504. April.

STANDARD OPERATING PROCEDURE GW-02
MONITORING WELL DEVELOPMENT

PURPOSE AND APPLICATION

The purpose of this standard operating procedure (SOP) is to provide field personnel with the methodology for monitoring well development. All monitoring wells should be developed to create an effective filter pack around the monitoring well screen, rectify damage to the formation caused by drilling, remove fine particulates from the formation near the borehole, and assist in restoring the natural water quality of the aquifer in the vicinity of the monitoring well. The step-by-step guidelines provided in this SOP are to be followed by the field crew performing or overseeing monitoring well development.

EQUIPMENT AND SUPPLIES/REAGENTS

The following equipment is necessary to properly develop a groundwater monitoring well:

- Monitoring well key, socket wrench or speed wrench, socket set, padlock key, or other monitoring well-access equipment.
- Electric water-level meter long enough to reach the bottom of the monitoring well, calibrated to 0.01 foot.
- Two-inch-diameter (or appropriately sized) surge block.
- Monitoring well-purging equipment (e.g., silicone line, polyvinyl chloride pipe, plug, submersible or non-submersible pump, tubing, power supply, extension cord), as applicable.
- U.S. Department of Transportation-approved drum(s) for decontamination wastewater unless other water-handling arrangements have been made. Separate drums are needed for liquid and solid wastes (see Farallon SOP WM-01, Field Handling of Investigation-Derived Waste). Liquid wastes should not be added to drums containing solid wastes.
- Materials necessary to provide required documentation (e.g., Field Report form, Monitoring Well Construction Data form, and Waste Inventory Tracking Sheet).
- Personal protective equipment as described in the site-specific Health and Safety Plan.
- Decontamination equipment as specified in Farallon SOP EQ-01, Equipment Decontamination Procedures.

DECONTAMINATION

Before arrival at the site, upon relocation at the site, and upon demobilization from the site, decontaminate equipment that will come into contact with groundwater, in accordance with SOP EQ-01, Equipment Decontamination Procedures.

PROCEDURES

Follow the instructions below for each monitoring well:

- Don appropriate personal protective equipment as described in the site-specific Health and Safety Plan.
- Brush away soil and vegetation, and pump standing water away from the monitoring well opening.
- Open the monitoring well cap.
- Measure the depth to water and the total depth of the monitoring well to the nearest 0.01 foot using a decontaminated water-level meter in accordance with Farallon SOP GW-03, Groundwater Level Measurements in Monitoring Wells. Record the measurements on the Monitoring Well Construction Data form.
- Calculate the unit purge volume using the formula and the input values from the table below:

$$V = [X(monitoring\ well\ depth - water\ level)] + [Y(monitoring\ well\ depth - bottom\ of\ seal\ or\ water\ level, whichever\ is\ lowest\ in\ depth)]$$

Where:
V = monitoring well volume, including annular space
X = internal casing volume per unit length (gallons per linear foot)
Y = annular volume per unit length (gallons per linear foot)

Borehole Diameter (inches)	Casing Diameter (inches)	$Volume_{casing}$ (X) (gallons per linear foot)	$Volume_{annulus}$ (Y) (gallons per linear foot)
7	2	0.17	0.68
8	2	0.17	0.98
10	4	0.65	1.34
12	4	0.65	2.07
12	6	1.47	1.70
14	8	2.61	1.98

Development Procedures – Existing and New Monitoring Wells

Existing wells in a monitoring well network may require redevelopment if an excessive amount of fines are present in the monitoring well casing that could interfere with stabilization of water-quality parameters or collection of representative water-quality samples.

The instructions below are to be followed for development of existing and new monitoring wells:

For existing monitoring wells only:

- Remove the pump and/or any dedicated tubing from the monitoring well.

For existing and new monitoring wells:

- Attach one length of twine to the decontaminated surge block (or use a drill rig or tripod) and lower the surge block to within 0.25 foot of the bottom of the monitoring well.
- Surge the monitoring well by vigorously moving the surge block up and down from 0.25 foot from the bottom of the monitoring well to 1 foot above the top of the screened interval for a minimum of 5 minutes to create a surging action across the screened interval, which will bring finer-grained material into suspension. Move the surge block up and down in 3-foot sections until the entire monitoring well screen length has been surged. Record on the Monitoring Well Construction Data form the number of times the surge block is raised and lowered, and total surge time.
- Remove the surge block.
- If a submersible pump is to be used for monitoring well development, gently lower the pump into the monitoring well to within 1 foot of the bottom of the screened interval. If a non-submersible pump is to be used, lower the tubing to within 1 foot of the bottom of the screened interval.
- Begin purging the monitoring well at a rate sufficient to remove fines without pumping the monitoring well dry. Record on the Monitoring Well Construction Data form the volume of water pumped from the monitoring well.
- Surge and pump the monitoring well, including saturated annular space, a minimum of three and a maximum of five monitoring well volumes. If the monitoring well runs dry, let the monitoring well recharge. Then commence purging until a minimum of three monitoring well volumes have been purged. If this event is the first time the monitoring well has been developed and water was added during the drilling process, remove the volume of water introduced during drilling and monitoring well construction. Purging has been completed when *one* of the following has occurred:
    - The minimum purge volume has been removed; OR
    - Five purge volumes and the drilling process water volume have been removed.
- Measure the total depth of the monitoring well after development, and record on the Monitoring Well Construction Data form the total volume of water pumped from the monitoring well.
- Record on the Monitoring Well Construction Data form a description of the suspended particle content, and additional information such as unique odor or water color.

- Containerize the purge water in a U.S. Department of Transportation-approved drum(s) unless other water-handling arrangements have been made. Separate drums are needed for liquid and solid wastes (refer to Farallon SOP WM-01, Field-Handling of Investigation-Derived Waste). Liquid wastes should not be added to drums containing solid wastes.
- Upon completion of monitoring well development, properly seal, secure, and label the drums in accordance with Farallon SOP WM-01, Field-Handling of Investigation-Derived Waste. Record the number and contents of the drums on a Waste Inventory Tracking Sheet. At a minimum, the drum label(s) should include:
    - Boring/monitoring well ID.
    - Facility name.
    - Drum contents.
    - Date.
    - Drum number.
- Close the monitoring well and record any monitoring well-integrity concerns on the Field Report form and the Monitoring Well Construction Data form.
- Decontaminate all equipment in accordance with Farallon SOP EQ-01, Equipment Decontamination Procedures.

DOCUMENTATION

Document monitoring well development activities on the Monitoring Well Construction Data form. Record the number and contents of the drums on a Waste Inventory Tracking Sheet.

REFERENCE

U.S. Environmental Protection Agency. 1991. *Handbook of Suggested Practices for the Design and Installation of Ground-Water Monitoring Wells.* Document No. 160014-891034. March.

STANDARD OPERATING PROCEDURE GW-03
GROUNDWATER LEVEL MEASUREMENT IN MONITORING WELLS

PURPOSE AND APPLICATION

The purpose of this standard operating procedure (SOP) is to provide field personnel with the methodology for measuring and documenting the depth to groundwater in monitoring wells. The step-by-step guidelines provided in this SOP are to be followed by the field crew to ensure consistent and representative measurements of depth to groundwater in monitoring wells. When multiple wells are present at a site, all water-level measurements typically are taken as quickly as possible to aid in the creation of potentiometric surface maps that are representative of a "single" point in time.

EQUIPMENT AND SUPPLIES/REAGENTS

The following equipment is necessary to properly measure the depth to groundwater in monitoring wells:

- Monitoring well key, hand drill, socket set, Allen wrench, speed handle, padlock key, or other monitoring well-access equipment specific to the monitoring well monument cover plate.
- Electronic water-level meter (Solinst or equivalent) narrow enough to fit in the monitoring well, calibrated to 0.01 foot, with sufficient line to reach the bottom of the monitoring well.
- Oil-water interface probe, if light nonaqueous-phase liquid (LNAPL) is known or suspected to be present.
- Disposable bailer if LNAPL is known or suspected to be present, and the Project Manager requests that LNAPL be bailed from the well.
- Tape measure.
- Materials necessary to provide required documentation, including Groundwater Level Measurement Summary Forms and Field Report forms.
- Personal protective equipment as described in the site-specific Health and Safety Plan.
- Decontamination equipment as specified in Farallon SOP EQ-01, Equipment Decontamination Procedures.

DECONTAMINATION

Before arrival at the site, upon relocation at the site, and upon demobilization from the site, decontaminate equipment that will come into contact with groundwater, in accordance with Farallon SOP EQ-01, Equipment Decontamination Procedures.

PROCEDURES

Follow the instructions below for measuring water levels at each monitoring well:

- Don appropriate personal protective equipment as described in the site-specific Health and Safety Plan.
- Check the operation of the water-level meter by turning on the indicator switch and pressing the test button.
- Remove soil or vegetation from the monitoring well site.
- Open the monitoring well-head enclosure, and use a bilge pump or cup to remove standing water inside the monitoring well monument before opening the monitoring well cap. Dispose of standing water to the ground surface.
- Open the monitoring well cap.
- Monitor air quality at the monitoring well-head if volatile contaminants are suspected to be present, or if it is unknown whether volatile contaminants are present.
- Repeat above procedure until all monitoring wells are open.
- Allow the water level to equilibrate with ambient atmospheric pressure for approximately 15 minutes before measuring.
- Before taking any measurements, carefully measure the length of the sonde to the nearest 0.01 foot. The additional 2 to 3 inches from the zero point of the sonde to the tip of the sonde **must be discounted** for **all** total depth measurements.
- Measure and record the depth to water using a water-level meter that has been decontaminated in accordance with Farallon SOP EQ-01, Equipment Decontamination Procedures. With the water-level meter turned on to a medium level of sensitivity, slowly lower the meter into the monitoring well casing until it reaches the groundwater table. The probe will beep when it reaches the interface of the groundwater table (when the electronic circuit is first completed). Stop lowering the probe, hold the graduated water-level cable to the notch or mark on the northern side of the top of the monitoring well casing, and note the length measurement. Repeat this process to collect a second water-level measurement. If the two readings differ by more than 0.01 foot, repeat the measurements until the readings stabilize. Repeat the process until three consecutive stabilized readings have been measured. Record the water-level measurement **only** in relation to the probe being lowered into the monitoring well, *not* as it is raised out of the monitoring well. If you cannot see the top of the monitoring well casing when the water level beeps, grasp the tape with your thumb and index finger exactly at the measuring point corresponding with the notch or mark at the top of the monitoring well casing. Slowly pull the cable out of the monitoring well and read the measurement. Repeat until readings stabilize.
- Remove the cable from the monitoring well, and record the stabilized depth-to-water measurement on the Groundwater Level Measurement Summary Form to the nearest 0.01 foot.

- Measure the total monitoring well depth. **NOTE:** If groundwater samples are to be collected, measure the total monitoring well depth **after** all groundwater samples have been collected, to avoid resuspension of settled solids in the monitoring well, impacting the samples. If the monitoring well does not have a dedicated pump, lower the water-level indicator probe to the bottom of the monitoring well to measure the total depth of the monitoring well. Gently bounce the probe on the monitoring well bottom, and pull the slack in the cord to read the total monitoring well depth. Repeat three times to ensure that the monitoring well depth measurement is reproducible, and is representative of the true depth. Note on the Groundwater Level Measurement Summary Form whether the bottom of the monitoring well is hard or soft.
- Remove the cable from the monitoring well, and record the monitoring well depth measurement on the Groundwater Level Measurement Summary Form to the nearest 0.01 foot.
- Decontaminate the water-level meter in accordance with Farallon SOP EQ-01, Equipment Decontamination Procedures.
- If the presence of LNAPL is suspected or if site conditions are unknown, check for the presence of LNAPL by one of two methods:
    - Use of a bailer: Use a new 3-foot-long disposable bailer attached to a nylon rope. Slowly lower the bailer until the bottom of the bailer is approximately 2 feet below the water surface. Slowly retrieve the bailer, and measure the product thickness using a tape measure. Record the information on the Groundwater Level Measurement Summary Form. Dispose of the bailer and product or wastewater in accordance with Farallon SOP WM-01, Field Handling of Investigation-Derived Waste.
    - Use of an oil-water interface probe: Decontaminate the oil-water interface probe in accordance with Farallon SOP EQ-01, Equipment Decontamination Procedures. With the oil-water interface probe meter turned on to a medium level of sensitivity, slowly lower the probe into the monitoring well casing until it reaches the top of the LNAPL. The probe will have a steady beep when it reaches the interface of the LNAPL (when the electronic circuit is first completed). Stop lowering the probe, hold the graduated oil-water interface cable to the notch or mark on the northern side of the top of the monitoring well casing, and note the length measurement. Repeat this process to collect a second LNAPL measurement. If the two readings differ by more than 0.01 foot, repeat the measurements until the readings stabilize. Repeat the process until three consecutive stabilized readings have been measured. Record the depth to LNAPL measurement **only** in relation to the probe being lowered into the monitoring well, *not* as it is raised out of the monitoring well. If you cannot see the top of the monitoring well casing when the oil-water interface probe beeps, grasp the tape with your thumb and index finger exactly at the measuring point corresponding with the notch or mark at the top of the monitoring well casing. Slowly pull the cable out of the monitoring well and read the

measurement. Repeat until readings stabilize. Once the depth to LNAPL has been recorded, collect the water-level measurement as described above using the oil-water interface probe. Once the depth to LNAPL and the depth to the groundwater table have been determined, subtract the depth to LNAPL from the depth to the groundwater table to determine LNAPL thickness.

- Close the monitoring well as appropriate based on monitoring well-head construction. Record any concerns about monitoring well integrity on the Groundwater Level Measurement Summary Form and on the Field Report form.

DOCUMENTATION

Document monitoring well water-level measurements on the Groundwater Level Measurement Summary Form. Document any additional information on the Field Report form.

REFERENCE

U.S. Environmental Protection Agency. 1992. *RCRA Ground-Water Monitoring: Draft Technical Guidance.* Office of Solid Waste. November.

STANDARD OPERATING PROCEDURE SL-01
SOIL CORE SAMPLING

PURPOSE AND APPLICATION

The purpose of this standard operating procedure (SOP) is to provide field personnel with the methodology for collecting and documenting soil core samples collected during environmental drilling. All drilling operations will be conducted by a licensed drilling subcontractor. This SOP presents the procedures that will be performed by Farallon field staff once the soil core or sampler has been collected by the drilling subcontractor. The step-by-step guidelines provided in this SOP are to be followed by the field crew conducting subsurface soil sampling.

EQUIPMENT AND SUPPLIES/REAGENTS

The following equipment is necessary to properly collect soil samples from borings:

- Personal protective equipment (PPE) as described in the site-specific Health and Safety Plan.
- Differential global positioning system, if required in project-specific plans. Discuss the methodology for recording the location of the sample point with the Project Manager before conducting the field work.
- Photoionization detector (PID) to monitor and record soil headspace readings.
- Appropriate soil sampling equipment, including:
    - Stainless steel hand-auger.
    - Wooden or steel stakes to stabilize cores on table while sampling.
    - Folding table.
    - Utility knife.
    - Stainless steel spoons or scoops.
    - Six-mil plastic sheeting.
    - Resealable plastic bags.
    - Duct tape.
    - Tape measure.
    - Laboratory-provided certified pre-cleaned sample containers.
    - Soil sample plunger and syringes for sampling volatile organic compounds (VOCs) using U.S. Environmental Protection Agency (EPA) Method 5035A.
- Materials necessary to provide required documentation including sample labels, field report forms, boring logs, and laboratory chain-of-custody forms.

- U.S. Department of Transportation-approved drum(s) for decontamination wastewater and excess soil cuttings. Wastewater and soil cuttings should be handled in accordance with Farallon SOP WM-01.
- Decontamination equipment as specified in Farallon SOP EQ-01, Equipment Decontamination Procedures.
- Sampling support equipment (e.g., sample coolers, ice, bubble wrap, clear packing tape, heavy resealable plastic bags, garbage bags, paper towels, distilled water, nitrile gloves).

DECONTAMINATION

Reusable equipment that will come into contact with soil boring samples or will be used to acquire soil samples is to be decontaminated before arrival at the site, between soil samples collected, upon relocation at the site, and upon demobilization from the site, in accordance with Farallon SOP EQ-01, Equipment Decontamination Procedures.

PROCEDURES

Prior to drilling, all underground utilities must be located, and cleared with an air-knife or other method approved by the Farallon Health and Safety Coordinator.

Collect soil samples from areas known or suspected to have the lowest concentrations of constituents of concern first, with areas of higher concentrations of constituents of concern sampled last, unless the Project Manager indicates a different project-specific sampling protocol. **At a minimum, soil samples should be collected and retained in laboratory-supplied glassware every 5 vertical feet. Additional samples should be collected at observed major changes in lithology, such as sand-silt contacts, or where odor, staining, or high PID readings are observed.**

The procedures listed below may be modified as appropriate with approval from the field team lead and/or the Project Manager. Any modifications must be identified in the project-specific sampling plans or, at a minimum, details must be noted on the Field Report form.

Soil core collection methods differ for hollow-stem-auger, direct-push, and sonic drilling techniques, each summarized below:

- Hollow-stem-auger: Collect soil core samples using a standard 18-inch-length (6-inch waste barrel) Dames & Moore split-spoon sampler with a 2.5-inch inner diameter that can be used with or without brass or stainless steel liners.
- Direct-push: Collect soil core samples using 5-foot macrocore samplers with acetate sample liners.
- Sonic: Collect soil core samples using a standard 6-inch-diameter stainless steel sampling rod. Use a 2.5-, 5.0-, or 10-foot polyethylene liner inside the sampling rod for soil sample collection.

Record the specific drilling and soil sampling equipment used on the Boring Log form and on the Field Report form.

Setup

The instructions below are to be followed at each boring site:

- Don appropriate PPE as described in the site-specific Health and Safety Plan.
- Ensure that each borehole has been cleared to a minimum depth of 5 feet below ground surface using an air knife, per the Farallon health and safety policy.
- Set up a temporary sampling table adjacent to the drill rig to log and collect soil samples from the soil cores as they are recovered during drilling. Lay plastic sheeting over the table to keep the surface clean and to prevent potential cross-contamination between borings and soil samples. Designate clean areas for decontaminated sampling equipment and laboratory-provided certified pre-cleaned soil sample containers.
- Set up a separate decontamination area if appropriate (Refer to Farallon SOP EQ-01, Equipment Decontamination Procedures.)
- Calibrate the PID to monitor headspace for selected soil core samples in accordance with the equipment manual.

Sample Collection and Processing

The instructions listed below are to be followed for collecting samples using lined and unlined split-spoon and tube samplers:

- Don a new pair of nitrile sampling gloves for each individual soil sample collected, and prior to decontaminating sampling equipment to avoid potential cross-contamination.
- Ensure that the drillers have properly decontaminated all drill shoes and caps prior to initiating drilling operations. At a minimum drill shoes and caps must be decontaminated between sampling locations in accordance with Farallon SOP EQ-01. If highly contaminated media is encountered, decontamination between sampling intervals may be required. Replace dirty or ineffective decontamination water as needed throughout the workday.
- Report subsurface and drilling conditions on Boring Logs. Include the number of blow counts (if applicable) or any resistance encountered during drilling operations.
- Place the core tube, core liner, or split spoon on a new piece of aluminum foil on the sample logging/processing table. If necessary, use wood or metal stakes as shims to stabilize the tube, liner, or split spoon on the sample logging/processing table.
- If a core liner is used, split the liner open with a decontaminated utility knife, taking care not to penetrate the soil in the liner with the blade or knife.

- Briefly examine the soil sample visually for obvious signs of contamination, and take PID readings.
- Take care to:
    - **Always** collect soil from the center of the sampler or liner; not from sidewalls.
    - **Always** use decontaminated stainless-steel spoons or scoops to handle the soil within a given sample interval.
    - **Always** don a new pair of nitrile gloves before processing each sample interval in each soil core to prevent cross-contamination in the soil core.
- When sampling for VOCs, collect them immediately after opening the core tube, split spoon, or core liner. Use a decontaminated stainless steel spoon to collect the VOC samples directly into the laboratory-provided VOC sample container with no headspace, and seal it tightly. Follow the sample collection guidelines provided by the manufacturer or the analytical laboratory when using a plunger-type sampling device in accordance with EPA Method 5035A.
- Perform a headspace test using a PID:
    - Retain approximately 100 grams of the soil sample in a heavy resealable plastic bag or glass sample container, shake the sealed bag to volatilize the contaminants in the soil;
    - Wait approximately 5 minutes before measuring for headspace analysis using the PID (Washington State Department of Ecology 2011);
    - Insert the PID probe tip into a small opening in the top of the bag and record the PID units on the Boring Log form. **Do not puncture the resealable plastic bag to obtain headspace readings.**
    - Reseal the bag after taking the headspace reading in case further assessment of the sample is needed.
- If specified in the project-specific plans, photograph each section of the boring, including in the photograph notations on a white board documenting sample location identifier, date, orientation, depth, and site markers.
- Describe the soil samples in accordance with ASTM International Standard D-2488-00, *Standard Practice for Description and Identification of Soils*.
- Record on the Field Report form any deviations from the project-specified sampling procedures or from this SOP, or any obstacle encountered.
- Record the observed lithology on the Boring Log form using the Unified Soil Classification System and reported depths below ground surface using a tape measure.

- Discard excess soil cuttings in a labeled waste drum or a soil bin in accordance with Farallon SOP WM-01, Field Handling of Investigation-Derived Waste. Do not add soil to a liquid waste drum.
- Backfill the borehole, as appropriate.
- Record the boring location using a differential global positioning system or offset measurements from a permanent hard point on the Site.
- Decontaminate the soil sampling equipment, and don a new pair of sampling gloves before collecting each new soil sample.

DOCUMENTATION

Document the soil sampling activities on the Boring Log form, the Chain of Custody form, and the Field Report form.

REFERENCE

American Society for Testing Materials. 1989. *Standard Method for Penetration Test and Split-Barrel Sampling of Soils.* Method D-1586-11.

U.S. Environmental Protection Agency. 1987. *A Compendium of Superfund Field Operation Methods.* EPA Document No. 540-P-87-001. December 1.

Washington State Department of Ecology. 2011. *Guidance for Remediation of Petroleum Contaminated Sites.* Ecology Publication No. 10-09-057. Toxics Cleanup Program. September.

APPENDIX C
FIELD FORMS AND PERMITS

SITE INVESTIGATION REPORT
1055 Commercial Court
San Jose, California

Farallon PN: 1071-047

Valley Water
5750 Almaden Expressway
San Jose, CA 95118-3686
(408) 265-2600

WELL CONSTRUCTION APPLICATION

FC 158 (02-25-20)

TO BE COMPLETED BY VALLEY WATER

Valley Water Permit No.: C20220311001	Date Issued: 03/11/2022	Well Registration No.:
Geologic Setting: 1	Expiration Date: 03/11/2023	Driller's Log No.:

TO BE COMPLETED BY OWNER AND DRILLER

Well Owner: Prologis Targeted U.S. Logistics Fund	Property Owner: Prologis Targeted U.S. Logistics Fund	Name of Business at Well Site: Pick N Pull
Well Owner's Mailing Address: Pier 1, Bay 1 City, State, Zip San Francisco, CA 94111	Property Owner's Mailing Address: Pier 1, Bay 1 City, State, Zip San Francisco, CA 94111	**Address of Well Site**: 1055 Commercial Court City, State, Zip San Jose, CA 95112
Telephone No. & Contact Name: 415-733-9410 Gavin Polite Fisco	Telephone No. & Contact Name: 415-733-9410 Gavin Polite Fisco	Telephone No.: 415-733-9410 Gavin Polite Fisco

Owner's/Consultant's Well No.: MW-1 | Assessor's Parcel No. of **Well Site**: Book 241 Page 10 Parcel 002

Consultant (Company): Farallon Consulting	Drilling Company: Cascade Drilling	
Address: 330 Franklin Street, Suite 200 City, State, Zip Oakland, CA 94607	Address: 3459 Collins Ave. City, State, Zip Richmond, CA 94608	
Telephone No.: 949-338-8317	Telephone No.: 510-478-0858	C-57 License No.: 1058336
☒ Check if address or phone number has changed	☒ Check if address or phone number has changed	

THIS SECTION TO BE COMPLETED FOR ALL MONITORING WELLS OR EXTRACTION/RECOVERY WELLS

Case Name/No.:	Caseworker Name:
Oversight Agency:	Caseworker Telephone No.:

Peter Sims — Signature of Responsible Professional | 3/2/2022 — Date | Peter Sims — Print Name (No substitution of signature will be accepted)

Civil Engineer Registration No. | OR | 9576 — Geologist Registration No.

Estimated Depth of Completed Well: ☒ Less than 50 feet ☐ 50 to 300 feet ☐ Over 300 feet ☐ Other:

Well is to be constructed: ☐ In a public sidewalk ☐ In a public road ☐ On public property ☒ On private property ☐ On Valley Water property easement*
*See General Condition F, page 2.

WELL TYPE/USE	☐ WATER PRODUCTION	☒ MONITORING	☐ REMEDIATION	☐ DEWATERING	☐ HEAT EXCHANGE	☐ INJECTION	☐ CATHODIC PROTECTION	☐ OTHER
	☐ Agricultural ☐ Domestic ☐ Industrial ☐ Municipal	☒ GW Level ☒ GW Quality ☐ Inclinometer ☐ Vapor ☐ Other	☐ Air Sparge ☐ GW Extraction ☐ Material Emplacement ☐ Vapor Extraction ☐ Other	☐ Permanent ☐ Temporary	☐ Closed Loop ☐ Open Loop	☐ Groundwater Cleanup Reinjection ☐ Stormwater ☐ Water Supply Recharge ☐ Other		

Other wells exist on this property? ☒ Yes ☐ No If yes, status: ☒ Active ☐ Inactive ☐ Abandoned

SIGNATURES

I understand and agree that all work associated with this permit is required to be done in accordance with Santa Clara Valley Water District (Valley Water) Well Ordinance 90-1, the Valley Water Well Standards, and the conditions of this permit (see page 2). I certify that the information given in this permit is correct to the best of my knowledge and that the signature below, whether original, electronic, or photocopied, is authorized and valid, and is affixed with the intent to be enforceable. I also certify that a right of entry/encroachment agreement has been formalized between the well owner and property owner, if parties differ. I also understand that it is my responsibility, as the well owner, to notify Valley Water of any changes in the purpose of this well, from which, is indicated on this application.

Signature of Property Owner/Agent:	Date: 3/1/2022	Print Name of Property Owner/Agent: Prologis Targeted U.S. Logistics Fund
Signature of Well Owner/Agent:	Date: 3/1/2022	Print Name of Well Owner/Agent: Prologis Targeted U.S. Logistics Fund
Signature of Well Driller/Agent:	Date: 3/1/22	Print Name of Driller/Agent: Cascade Drilling
Signature of Consultant/Agent: Peter Sims	Date: 3/2/2022	Print Name of Consultant/Agent: Farallon Consulting

IMPORTANT: A minimum 24-hour notice must be given to Valley Water's Well Ordinance Program prior to installing the annular seal. Please call the Well Ordinance Hotline at (408) 630-2660 to schedule an inspection. Please allow 10 working days to process permit

Valley Water
5750 Almaden Expressway
San Jose, CA 95118-3686
(408) 265-2600

WELL CONSTRUCTION APPLICATION

VALLEY WATER WELL PERMIT NO.: C20220311001

Based on information on this application and attachment(s) hereto (if any) and subject to approval noted below, permission is hereby granted to construct (drill) the described well. Permission to start work may be withheld until a field check verifies all statements made on application by permittee and is also subject to the "General" and "Special" Conditions stated below.

SANTA CLARA COUNTY DEPARTMENT OF ENVIRONMENTAL HEALTH APPROVAL (Water Supply Well Only)

NOTE: Department of Environmental Health approval must be granted before this application will be accepted by Valley Water.

Approved by: , R.E.H.S	☐ Approved as submitted ☐ Approved as corrected
	Date:

SITE PLAN

A 8½" x 11" paper site plan **must** be attached to this application, including:

1. Location of site features, including major buildings, landscaped areas, tank fields, existing wells, etc.
2. North arrow and scale
3. Location of proposed well with dimensions in feet from well to nearest cross streets.

GENERAL CONDITIONS

A. **The Valley Water's Well Ordinance Program** (408-630-2660) **must be notified a minimum of one working day before construction of the annular seal**. An authorized Valley Water representative must be on site to witness the construction of the annular seal. This requirement may be waived by an authorized Valley Water representative. If Valley Water waives the inspection requirement, Valley Water may request the permittee(s) to furnish certification, under penalty of perjury, that the well was constructed in accordance with Valley Water Well Standards and with the permit conditions.

B. Permittee agrees to construct, operate, and maintain the well according to provisions of the latest Valley Water Ordinance and the latest published revisions of Valley Water Well Standards to the end that this well will not cause pollution or contamination of groundwater or otherwise jeopardize the health, safety, or welfare of the people of Valley Water.

C. This permit is valid only for the purpose specified herein. Well construction methods authorized under this permit may not be changed except by written approval of an authorized Valley Water representative, and only if Valley Water believes that such a change will result in equal or superior compliance with Valley Water and State Well Standards (e.g., if Valley Water representative finds that site conditions warrant such a change).

D. This permit is only valid for the Assessor's Parcel No. indicated on it.

E. This permit may be voided if it contains incorrect information. If the permit is voided after work has begun, the well or boring that was constructed under this permit must be destroyed in accordance with Valley Water and State Well Standards.

F. If any work associated with this permit will take place on Valley Water property/easement, an encroachment or construction permit must be granted by Valley Water's Community Projects Review Unit (telephone 408-630-2650).

G. Before the well constructed under this permit can be used as a drinking water source, its use must be approved by the regulatory agency with authority over such use (typically the Santa Clara County Department of Environmental Health or the State of California Department of Public Health). A completed Well Inventory Form must also be approved.

H. If the well constructed under this permit cannot be or is not being used for its intended purpose, permittee is hereby required to destroy the well according to Valley Water Well Standards and under permit from Valley Water. Any test holes drilled under this permit must be destroyed within 24 hours of completion of testing activities. Destruction activities must be completed according to Valley Water standards. Valley Water must be notified a minimum of 24 hours prior to destruction.

I. Within 30 days of the completion of the well construction activities, the driller or consultant identified on this permit shall fully complete State of California DWR Form 188 and mail the original to Valley Water's Wells and Water Production Unit.

J. The permittee(s) shall assume entire responsibility for all activities and uses under this permit and shall indemnify, defend, and hold Valley Water, its officers, agents, and employees, free and harmless from any and all expense, cost, and liability in connection with or resulting from the granting or exercise of this permit including, but not limited to, property damage, personal injury, and wrongful death.

K. Permittees are required to be in full compliance with Cal/OSHA California Labor Code Section 6300.

L. A current C-57 Water Well Drilling Contractor's License is required for the construction of all wells.

M. Permittee, permittee's contractors, consultants, or agents shall be responsible to assure that all materials or waters generated during drilling, well construction, well development, pump testing, or other activities associated with this permit will be safely handled, properly managed, and disposed of according to all applicable federal, state, and local statutes regulating such. In no case shall these materials and/or waters be allowed to enter, or potentially enter, on- or off-site storm sewers, dry wells, or waterways. Such materials/waters must not be allowed to move off the property where the work is being completed.

N. The driller and consultants (if applicable) shall have an active copy of their Worker's Compensation Insurance on file with Valley Water.

O. This permit shall expire if not exercised within 180 calendar days of its approval, unless an extension of the permit expiration date is granted by an authorized Valley Water representative.

P. This permit must be kept on site during all activities associated with it and shall immediately be presented to an authorized Valley Water representative upon request.

Q. Permittee shall notify Underground Service Alert (USA) at 1-800-227-2600 or 811 prior to any digging.

SPECIAL CONDITIONS

Community Projects Review Unit Approval (if needed):	CPRU Permit No.:
Approved by: Alexis Shields	Date: 03/11/2022

Please allow 10 working days to process this application.

LEGEND

- PROPOSED MONITORING WELL LOCATION
- SITE BOUNDARY

NOTES:
1. ALL LOCATIONS ARE APPROXIMATE
2. FIGURES WERE PRODUCED IN COLOR. GRAYSCALE COPIES MAY NOT REPRODUCE ALL ORIGINAL INFORMATION.

FARALLON CONSULTING

Washington
Issaquah | Bellingham | Seattle

Oregon
Portland | Baker City

California
Oakland | Folsom | Irvine

Quality Service for Environmental Solutions | farallonconsulting.com

FIGURE

SITE PLAN SHOWING PROPOSED MONITORING WELL LOCATIONS
1055 COMMERCIAL COURT
SAN JOSE, CALIFORNIA

FARALLON PN: 1071-047

Drawn By: gfisco | Checked By: SA | Date: 2/17/2020 | Disc Reference:

Path: Q:\Projects\1071 Prologis\047 1055 Commercial Ct\Mapfiles\CommercialCt\CommercialCt.aprx

PICK and PULL
1055 COMMERCIAL CT.
SAN JOSE, CA 95112
APN: 241-10-002

Valley Water
Clean Water • Healthy Environment • Flood Protection



Approximate Scale

0 — 550 — 1,100 Feet

Wells

- A01: Water Supply - Active
- S: Water Supply - Standby
- IS01: Water Supply - Inactive
- A02: Extraction (Env) - Active
- I02: Extraction (Env) - Inactive
- A: Other - Active
- I: Other - Inactive
- B: Abandoned
- D: Destroyed
- Undet: Status Undetermined
- Parcels

N
W E
S

3/11/2022

ID	CONSULTANT	PERMIT	WELLID	WELLSTATUS
1		83D0111	06S01E32F001	D
2	MW-9	C20200305009-1	06S01E32C002	A
3	MW-8	C20200305008-1	06S01E32C003	A
4	MW-10	C20200305010-1	06S01E32F012	A
5	MW-7	C20200305007-1	06S01E32F013	A

Valley Water
5750 Almaden Expressway
San Jose, CA 95118-3686
(408) 265-2600

WELL CONSTRUCTION APPLICATION

FC 158 (02-25-20)

TO BE COMPLETED BY VALLEY WATER

Valley Water Permit No.: C20220311002	Date Issued: 03/11/2022	Well Registration No.:
Geologic Setting: 1	Expiration Date: 03/11/2023	Driller's Log No.:

TO BE COMPLETED BY OWNER AND DRILLER

Well Owner: Prologis Targeted U.S. Logistics Fund	Property Owner: Prologis Targeted U.S. Logistics Fund	Name of Business at Well Site: Pick N Pull
Well Owner's Mailing Address: Pier 1, Bay 1 City, State, Zip San Francisco, CA 94111	Property Owner's Mailing Address: Pier 1, Bay 1 City, State, Zip San Francisco, CA 94111	**Address of Well Site**: 1055 Commercial Court City, State, Zip San Jose, CA 95112
Telephone No. & Contact Name: 415-733-9410 Gavin Polite Fisco	Telephone No. & Contact Name: 415-733-9410 Gavin Polite Fisco	Telephone No.: 415-733-9410 Gavin Polite Fisco

Owner's/Consultant's Well No.: MW-2 | Assessor's Parcel No. of **Well Site**: Book 241 Page 10 Parcel 002

Consultant (Company): Farallon Consulting	Drilling Company: Cascade Drilling	
Address: 330 Franklin Street, Suite 200 City, State, Zip Oakland, CA 94607	Address: 3459 Collins Ave. City, State, Zip Richmond, CA 94608	
Telephone No.: 949-338-8317	Telephone No.: 510-478-0858	C-57 License No.: 1058336
☒ Check if address or phone number has changed	☒ Check if address or phone number has changed	

THIS SECTION TO BE COMPLETED FOR ALL MONITORING WELLS OR EXTRACTION/RECOVERY WELLS

Case Name/No.:	Caseworker Name:
Oversight Agency:	Caseworker Telephone No.:

Peter Sims — Signature of Responsible Professional | 3/2/2022 — Date | Peter Sims — Print Name (No substitution of signature will be accepted)

Civil Engineer Registration No. | OR | 9576 — Geologist Registration No.

Estimated Depth of Completed Well: ☒ Less than 50 feet ☐ 50 to 300 feet ☐ Over 300 feet ☐ Other:

Well is to be constructed: ☐ In a public sidewalk ☐ In a public road ☐ On public property ☒ On private property ☐ On Valley Water property easement*
*See General Condition F, page 2.

WELL TYPE/USE	☐ WATER PRODUCTION	☒ MONITORING	☐ REMEDIATION	☐ DEWATERING	☐ HEAT EXCHANGE	☐ INJECTION	☐ CATHODIC PROTECTION	☐ OTHER
	☐ Agricultural ☐ Domestic ☐ Industrial ☐ Municipal	☒ GW Level ☒ GW Quality ☐ Inclinometer ☐ Vapor ☐ Other	☐ Air Sparge ☐ GW Extraction ☐ Material Emplacement ☐ Vapor Extraction ☐ Other	☐ Permanent ☐ Temporary	☐ Closed Loop ☐ Open Loop	☐ Groundwater Cleanup Reinjection ☐ Stormwater ☐ Water Supply Recharge ☐ Other		

Other wells exist on this property? ☒ Yes ☐ No If yes, status: ☒ Active ☐ Inactive ☐ Abandoned

SIGNATURES

I understand and agree that all work associated with this permit is required to be done in accordance with Santa Clara Valley Water District (Valley Water) Well Ordinance 90-1, the Valley Water Well Standards, and the conditions of this permit (see page 2). I certify that the information given in this permit is correct to the best of my knowledge and that the signature below, whether original, electronic, or photocopied, is authorized and valid, and is affixed with the intent to be enforceable. I also certify that a right of entry/encroachment agreement has been formalized between the well owner and property owner, if parties differ. I also understand that it is my responsibility, as the well owner, to notify Valley Water of any changes in the purpose of this well, from which, is indicated on this application.

Signature of Property Owner/Agent:	Date: 3/1/022	Print Name of Property Owner/Agent: Prologis Targeted U.S. Logistics Fund
Signature of Well Owner/Agent:	Date: 3/1/2022	Print Name of Well Owner/Agent: Prologis Targeted U.S. Logistics Fund
Signature of Well Driller/Agent:	Date: 3/1/22	Print Name of Driller/Agent: Cascade Drilling
Signature of Consultant/Agent: Peter Sims	Date: 3/2/2022	Print Name of Consultant/Agent: Farallon Consulting

IMPORTANT: A minimum 24-hour notice must be given to Valley Water's Well Ordinance Program prior to installing the annular seal. Please call the Well Ordinance Hotline at (408) 630-2660 to schedule an inspection. Please allow 10 working days to process permit

Valley Water
5750 Almaden Expressway
San Jose, CA 95118-3686
(408) 265-2600

WELL CONSTRUCTION APPLICATION

VALLEY WATER WELL PERMIT NO.: C20220311002

Based on information on this application and attachment(s) hereto (if any) and subject to approval noted below, permission is hereby granted to construct (drill) the described well. Permission to start work may be withheld until a field check verifies all statements made on application by permittee and is also subject to the "General" and "Special" Conditions stated below.

SANTA CLARA COUNTY DEPARTMENT OF ENVIRONMENTAL HEALTH APPROVAL (Water Supply Well Only)

NOTE: Department of Environmental Health approval must be granted before this application will be accepted by Valley Water.

Approved by: , R.E.H.S	☐ Approved as submitted ☐ Approved as corrected
	Date:

SITE PLAN

A 8½" x 11" paper site plan **must** be attached to this application, including:

1. Location of site features, including major buildings, landscaped areas, tank fields, existing wells, etc.
2. North arrow and scale
3. Location of proposed well with dimensions in feet from well to nearest cross streets.

GENERAL CONDITIONS

A. **The Valley Water's Well Ordinance Program** (408-630-2660) **must be notified a minimum of one working day before construction of the annular seal**. An authorized Valley Water representative must be on site to witness the construction of the annular seal. This requirement may be waived by an authorized Valley Water representative. If Valley Water waives the inspection requirement, Valley Water may request the permittee(s) to furnish certification, under penalty of perjury, that the well was constructed in accordance with Valley Water Well Standards and with the permit conditions.

B. Permittee agrees to construct, operate, and maintain the well according to provisions of the latest Valley Water Ordinance and the latest published revisions of Valley Water Well Standards to the end that this well will not cause pollution or contamination of groundwater or otherwise jeopardize the health, safety, or welfare of the people of Valley Water.

C. This permit is valid only for the purpose specified herein. Well construction methods authorized under this permit may not be changed except by written approval of an authorized Valley Water representative, and only if Valley Water believes that such a change will result in equal or superior compliance with Valley Water and State Well Standards (e.g., if Valley Water representative finds that site conditions warrant such a change).

D. This permit is only valid for the Assessor's Parcel No. indicated on it.

E. This permit may be voided if it contains incorrect information. If the permit is voided after work has begun, the well or boring that was constructed under this permit must be destroyed in accordance with Valley Water and State Well Standards.

F. If any work associated with this permit will take place on Valley Water property/easement, an encroachment or construction permit must be granted by Valley Water's Community Projects Review Unit (telephone 408-630-2650).

G. Before the well constructed under this permit can be used as a drinking water source, its use must be approved by the regulatory agency with authority over such use (typically the Santa Clara County Department of Environmental Health or the State of California Department of Public Health). A completed Well Inventory Form must also be approved.

H. If the well constructed under this permit cannot be or is not being used for its intended purpose, permittee is hereby required to destroy the well according to Valley Water Well Standards and under permit from Valley Water. Any test holes drilled under this permit must be destroyed within 24 hours of completion of testing activities. Destruction activities must be completed according to Valley Water standards. Valley Water must be notified a minimum of 24 hours prior to destruction.

I. Within 30 days of the completion of the well construction activities, the driller or consultant identified on this permit shall fully complete State of California DWR Form 188 and mail the original to Valley Water's Wells and Water Production Unit.

J. The permittee(s) shall assume entire responsibility for all activities and uses under this permit and shall indemnify, defend, and hold Valley Water, its officers, agents, and employees, free and harmless from any and all expense, cost, and liability in connection with or resulting from the granting or exercise of this permit including, but not limited to, property damage, personal injury, and wrongful death.

K. Permittees are required to be in full compliance with Cal/OSHA California Labor Code Section 6300.

L. A current C-57 Water Well Drilling Contractor's License is required for the construction of all wells.

M. Permittee, permittee's contractors, consultants, or agents shall be responsible to assure that all materials or waters generated during drilling, well construction, well development, pump testing, or other activities associated with this permit will be safely handled, properly managed, and disposed of according to all applicable federal, state, and local statutes regulating such. In no case shall these materials and/or waters be allowed to enter, or potentially enter, on- or off-site storm sewers, dry wells, or waterways. Such materials/waters must not be allowed to move off the property where the work is being completed.

N. The driller and consultants (if applicable) shall have an active copy of their Worker's Compensation Insurance on file with Valley Water.

O. This permit shall expire if not exercised within 180 calendar days of its approval, unless an extension of the permit expiration date is granted by an authorized Valley Water representative.

P. This permit must be kept on site during all activities associated with it and shall immediately be presented to an authorized Valley Water representative upon request.

Q. Permittee shall notify Underground Service Alert (USA) at 1-800-227-2600 or 811 prior to any digging.

SPECIAL CONDITIONS

Community Projects Review Unit Approval (if needed):	CPRU Permit No.:
Approved by: Alexis Shields	Date: 03/11/2022

Please allow 10 working days to process this application.

LEGEND

- PROPOSED MONITORING WELL LOCATION
- SITE BOUNDARY

NOTES:
1. ALL LOCATIONS ARE APPROXIMATE
2. FIGURES WERE PRODUCED IN COLOR. GRAYSCALE COPIES MAY NOT REPRODUCE ALL ORIGINAL INFORMATION.

FARALLON CONSULTING

Washington
Issaquah | Bellingham | Seattle

Oregon
Portland | Baker City

California
Oakland | Folsom | Irvine

Quality Service for Environmental Solutions | farallonconsulting.com

FIGURE

SITE PLAN SHOWING PROPOSED MONITORING WELL LOCATIONS
1055 COMMERCIAL COURT
SAN JOSE, CALIFORNIA

FARALLON PN: 1071-047

Drawn By: gfisco | Checked By: SA | Date: 2/17/2020 | Disc Reference:

Path: Q:\Projects\1071 Prologis\047 1055 Commercial Ct\Mapfiles\CommercialCt\CommercialCt.aprx

PICK and PULL
1055 COMMERCIAL CT.
SAN JOSE, CA 95112
APN: 241-10-002

Valley Water
Clean Water • Healthy Environment • Flood Protection



Approximate Scale

0 — 550 — 1,100 Feet

Wells

- A01: Water Supply - Active
- S: Water Supply - Standby
- IS01: Water Supply - Inactive
- A02: Extraction (Env) - Active
- I02: Extraction (Env) - Inactive
- A: Other - Active
- I: Other - Inactive
- B: Abandoned
- D: Destroyed
- Undet: Status Undetermined
- Parcels

N
W E
S

3/11/2022

ID	CONSULTANT	PERMIT	WELLID	WELLSTATUS
1		83D0111	06S01E32F001	D
2	MW-9	C20200305009-1	06S01E32C002	A
3	MW-8	C20200305008-1	06S01E32C003	A
4	MW-10	C20200305010-1	06S01E32F012	A
5	MW-7	C20200305007-1	06S01E32F013	A

Valley Water

5750 Almaden Expressway
San Jose, CA 95118-3686
(408) 265-2600

WELL CONSTRUCTION APPLICATION

FC 158 (02-25-20)

TO BE COMPLETED BY VALLEY WATER

Valley Water Permit No.: C20220311003	Date Issued: 03/11/2022	Well Registration No.:
Geologic Setting: 1	Expiration Date: 03/11/2023	Driller's Log No.:

TO BE COMPLETED BY OWNER AND DRILLER

Well Owner: Prologis Targeted U.S. Logistics Fund	Property Owner: Prologis Targeted U.S. Logistics Fund	Name of Business at Well Site: Pick N Pull
Well Owner's Mailing Address: Pier 1, Bay 1 City, State, Zip San Francisco, CA 94111	Property Owner's Mailing Address: Pier 1, Bay 1 City, State, Zip San Francisco, CA 94111	**Address of Well Site**: 1055 Commercial Court City, State, Zip San Jose, CA 95112
Telephone No. & Contact Name: 415-733-9410 Gavin Polite Fisco	Telephone No. & Contact Name: 415-733-9410 Gavin Polite Fisco	Telephone No.: 415-733-9410 Gavin Polite Fisco

Owner's/Consultant's Well No.: MW-3 | Assessor's Parcel No. of **Well Site**: Book 241 Page 10 Parcel 002

Consultant (Company): Farallon Consulting	Drilling Company: Cascade Drilling	
Address: 330 Franklin Street, Suite 200 City, State, Zip Oakland, CA 94607	Address: 3459 Collins Ave. City, State, Zip Richmond, CA 94608	
Telephone No.: 949-338-8317	Telephone No.: 510-478-0858	C-57 License No.: 1058336
☒ Check if address or phone number has changed	☒ Check if address or phone number has changed	

THIS SECTION TO BE COMPLETED FOR ALL MONITORING WELLS OR EXTRACTION/RECOVERY WELLS

Case Name/No.:	Caseworker Name:
Oversight Agency:	Caseworker Telephone No.:

Peter Sims — Signature of Responsible Professional | 3/2/2022 — Date | Peter Sims — Print Name | (No substitution of signature will be accepted)

Civil Engineer Registration No. | OR | 9576 — Geologist Registration No.

Estimated Depth of Completed Well: ☒ Less than 50 feet ☐ 50 to 300 feet ☐ Over 300 feet ☐ Other:

Well is to be constructed: ☐ In a public sidewalk ☐ In a public road ☐ On public property ☒ On private property ☐ On Valley Water property easement*
*See General Condition F, page 2.

WELL TYPE/USE	☐ WATER PRODUCTION	☒ MONITORING	☐ REMEDIATION	☐ DEWATERING	☐ HEAT EXCHANGE	☐ INJECTION	☐ CATHODIC PROTECTION	☐ OTHER
	☐ Agricultural ☐ Domestic ☐ Industrial ☐ Municipal	☒ GW Level ☒ GW Quality ☐ Inclinometer ☐ Vapor ☐ Other	☐ Air Sparge ☐ GW Extraction ☐ Material Emplacement ☐ Vapor Extraction ☐ Other	☐ Permanent ☐ Temporary	☐ Closed Loop ☐ Open Loop	☐ Groundwater Cleanup Reinjection ☐ Stormwater ☐ Water Supply Recharge ☐ Other		

Other wells exist on this property? ☒ Yes ☐ No If yes, status: ☒ Active ☐ Inactive ☐ Abandoned

SIGNATURES

I understand and agree that all work associated with this permit is required to be done in accordance with Santa Clara Valley Water District (Valley Water) Well Ordinance 90-1, the Valley Water Well Standards, and the conditions of this permit (see page 2). I certify that the information given in this permit is correct to the best of my knowledge and that the signature below, whether original, electronic, or photocopied, is authorized and valid, and is affixed with the intent to be enforceable. I also certify that a right of entry/encroachment agreement has been formalized between the well owner and property owner, if parties differ. I also understand that it is my responsibility, as the well owner, to notify Valley Water of any changes in the purpose of this well, from which, is indicated on this application.

Signature of Property Owner/Agent:	Date: 3/1/2022	Print Name of Property Owner/Agent: Prologis Targeted U.S. Logistics Fund
Signature of Well Owner/Agent:	Date: 3/1/2022	Print Name of Well Owner/Agent: Prologis Targeted U.S. Logistics Fund
Signature of Well Driller/Agent:	Date: 3/1/22	Print Name of Driller/Agent: Cascade Drilling
Signature of Consultant/Agent: Peter Sims	Date: 3/2/2022	Print Name of Consultant/Agent: Farallon Consulting

IMPORTANT: A minimum 24-hour notice must be given to Valley Water's Well Ordinance Program prior to installing the annular seal. Please call the Well Ordinance Hotline at (408) 630-2660 to schedule an inspection. Please allow 10 working days to process permit

Valley Water
5750 Almaden Expressway
San Jose, CA 95118-3686
(408) 265-2600

WELL CONSTRUCTION APPLICATION

VALLEY WATER WELL PERMIT NO.: C20220311001

Based on information on this application and attachment(s) hereto (if any) and subject to approval noted below, permission is hereby granted to construct (drill) the described well. Permission to start work may be withheld until a field check verifies all statements made on application by permittee and is also subject to the "General" and "Special" Conditions stated below.

SANTA CLARA COUNTY DEPARTMENT OF ENVIRONMENTAL HEALTH APPROVAL (Water Supply Well Only)

NOTE: Department of Environmental Health approval must be granted before this application will be accepted by Valley Water.

Approved by: , R.E.H.S	☐ Approved as submitted ☐ Approved as corrected
	Date:

SITE PLAN

A 8½" x 11" paper site plan **must** be attached to this application, including:

1. Location of site features, including major buildings, landscaped areas, tank fields, existing wells, etc.
2. North arrow and scale
3. Location of proposed well with dimensions in feet from well to nearest cross streets.

GENERAL CONDITIONS

A. **The Valley Water's Well Ordinance Program** (408-630-2660) **must be notified a minimum of one working day before construction of the annular seal**. An authorized Valley Water representative must be on site to witness the construction of the annular seal. This requirement may be waived by an authorized Valley Water representative. If Valley Water waives the inspection requirement, Valley Water may request the permittee(s) to furnish certification, under penalty of perjury, that the well was constructed in accordance with Valley Water Well Standards and with the permit conditions.

B. Permittee agrees to construct, operate, and maintain the well according to provisions of the latest Valley Water Ordinance and the latest published revisions of Valley Water Well Standards to the end that this well will not cause pollution or contamination of groundwater or otherwise jeopardize the health, safety, or welfare of the people of Valley Water.

C. This permit is valid only for the purpose specified herein. Well construction methods authorized under this permit may not be changed except by written approval of an authorized Valley Water representative, and only if Valley Water believes that such a change will result in equal or superior compliance with Valley Water and State Well Standards (e.g., if Valley Water representative finds that site conditions warrant such a change).

D. This permit is only valid for the Assessor's Parcel No. indicated on it.

E. This permit may be voided if it contains incorrect information. If the permit is voided after work has begun, the well or boring that was constructed under this permit must be destroyed in accordance with Valley Water and State Well Standards.

F. If any work associated with this permit will take place on Valley Water property/easement, an encroachment or construction permit must be granted by Valley Water's Community Projects Review Unit (telephone 408-630-2650).

G. Before the well constructed under this permit can be used as a drinking water source, its use must be approved by the regulatory agency with authority over such use (typically the Santa Clara County Department of Environmental Health or the State of California Department of Public Health). A completed Well Inventory Form must also be approved.

H. If the well constructed under this permit cannot be or is not being used for its intended purpose, permittee is hereby required to destroy the well according to Valley Water Well Standards and under permit from Valley Water. Any test holes drilled under this permit must be destroyed within 24 hours of completion of testing activities. Destruction activities must be completed according to Valley Water standards. Valley Water must be notified a minimum of 24 hours prior to destruction.

I. Within 30 days of the completion of the well construction activities, the driller or consultant identified on this permit shall fully complete State of California DWR Form 188 and mail the original to Valley Water's Wells and Water Production Unit.

J. The permittee(s) shall assume entire responsibility for all activities and uses under this permit and shall indemnify, defend, and hold Valley Water, its officers, agents, and employees, free and harmless from any and all expense, cost, and liability in connection with or resulting from the granting or exercise of this permit including, but not limited to, property damage, personal injury, and wrongful death.

K. Permittees are required to be in full compliance with Cal/OSHA California Labor Code Section 6300.

L. A current C-57 Water Well Drilling Contractor's License is required for the construction of all wells.

M. Permittee, permittee's contractors, consultants, or agents shall be responsible to assure that all materials or waters generated during drilling, well construction, well development, pump testing, or other activities associated with this permit will be safely handled, properly managed, and disposed of according to all applicable federal, state, and local statutes regulating such. In no case shall these materials and/or waters be allowed to enter, or potentially enter, on- or off-site storm sewers, dry wells, or waterways. Such materials/waters must not be allowed to move off the property where the work is being completed.

N. The driller and consultants (if applicable) shall have an active copy of their Worker's Compensation Insurance on file with Valley Water.

O. This permit shall expire if not exercised within 180 calendar days of its approval, unless an extension of the permit expiration date is granted by an authorized Valley Water representative.

P. This permit must be kept on site during all activities associated with it and shall immediately be presented to an authorized Valley Water representative upon request.

Q. Permittee shall notify Underground Service Alert (USA) at 1-800-227-2600 or 811 prior to any digging.

SPECIAL CONDITIONS

Community Projects Review Unit Approval (if needed):	CPRU Permit No.:
Approved by: Alexis Shields	Date: 03/11/2022

Please allow 10 working days to process this application.

LEGEND

- PROPOSED MONITORING WELL LOCATION
- SITE BOUNDARY

NOTES:
1. ALL LOCATIONS ARE APPROXIMATE
2. FIGURES WERE PRODUCED IN COLOR. GRAYSCALE COPIES MAY NOT REPRODUCE ALL ORIGINAL INFORMATION.

FARALLON CONSULTING

Washington
Issaquah | Bellingham | Seattle

Oregon
Portland | Baker City

California
Oakland | Folsom | Irvine

Quality Service for Environmental Solutions | farallonconsulting.com

FIGURE

SITE PLAN SHOWING PROPOSED MONITORING WELL LOCATIONS
1055 COMMERCIAL COURT
SAN JOSE, CALIFORNIA

FARALLON PN: 1071-047

Drawn By: gfisco | Checked By: SA | Date: 2/17/2020 | Disc Reference:

Path: Q:\Projects\1071 Prologis\047 1055 Commercial Ct\Mapfiles\CommercialCt\CommercialCt.aprx

PICK and PULL
1055 COMMERCIAL CT.
SAN JOSE, CA 95112
APN: 241-10-002

Valley Water
Clean Water • Healthy Environment • Flood Protection



Approximate Scale

0 — 550 — 1,100 Feet

Wells

- A01: Water Supply - Active
- S: Water Supply - Standby
- IS01: Water Supply - Inactive
- A02: Extraction (Env) - Active
- I02: Extraction (Env) - Inactive
- A: Other - Active
- I: Other - Inactive
- B: Abandoned
- D: Destroyed
- Undet: Status Undetermined
- Parcels

N
W E
S

3/11/2022

ID	CONSULTANT	PERMIT	WELLID	WELLSTATUS
1		83D0111	06S01E32F001	D
2	MW-9	C20200305009-1	06S01E32C002	A
3	MW-8	C20200305008-1	06S01E32C003	A
4	MW-10	C20200305010-1	06S01E32F012	A
5	MW-7	C20200305007-1	06S01E32F013	A

Valley Water
5750 Almaden Expressway
San Jose, CA 95118-3686
(408) 265-2600

WELL CONSTRUCTION APPLICATION

FC 158 (02-25-20)

TO BE COMPLETED BY VALLEY WATER

Valley Water Permit No.: C20220311004	Date Issued: 03/11/2022	Well Registration No.:
Geologic Setting: 1	Expiration Date: 03/11/2023	Driller's Log No.:

TO BE COMPLETED BY OWNER AND DRILLER

Well Owner: Prologis Targeted U.S. Logistics Fund	Property Owner: Prologis Targeted U.S. Logistics Fund	Name of Business at Well Site: Pick N Pull
Well Owner's Mailing Address: Pier 1, Bay 1 City, State, Zip San Francisco, CA 94111	Property Owner's Mailing Address: Pier 1, Bay 1 City, State, Zip San Francisco, CA 94111	**Address of Well Site**: 1055 Commercial Court City, State, Zip San Jose, CA 95112
Telephone No. & Contact Name: 415-733-9410 Gavin Polite Fisco	Telephone No. & Contact Name: 415-733-9410 Gavin Polite Fisco	Telephone No.: 415-733-9410 Gavin Polite Fisco

Owner's/Consultant's Well No.: MW-4 | Assessor's Parcel No. of **Well Site**: Book 241 Page 10 Parcel 002

Consultant (Company): Farallon Consulting	Drilling Company: Cascade Drilling	
Address: 330 Franklin Street, Suite 200 City, State, Zip Oakland, CA 94607	Address: 3459 Collins Ave. City, State, Zip Richmond, CA 94608	
Telephone No.: 949-338-8317	Telephone No.: 510-478-0858	C-57 License No.: 1058336
☒ Check if address or phone number has changed	☒ Check if address or phone number has changed	

THIS SECTION TO BE COMPLETED FOR ALL MONITORING WELLS OR EXTRACTION/RECOVERY WELLS

Case Name/No.:	Caseworker Name:
Oversight Agency:	Caseworker Telephone No.:

Peter Sims — Signature of Responsible Professional | 3/2/2022 — Date | Peter Sims — Print Name (No substitution of signature will be accepted)

Civil Engineer Registration No. | OR | 9576 — Geologist Registration No.

Estimated Depth of Completed Well: ☒ Less than 50 feet ☐ 50 to 300 feet ☐ Over 300 feet ☐ Other:

Well is to be constructed: ☐ In a public sidewalk ☐ In a public road ☐ On public property ☒ On private property ☐ On Valley Water property easement*
*See General Condition F, page 2.

WELL TYPE/USE	☐ WATER PRODUCTION	☒ MONITORING	☐ REMEDIATION	☐ DEWATERING	☐ HEAT EXCHANGE	☐ INJECTION	☐ CATHODIC PROTECTION	☐ OTHER
	☐ Agricultural ☐ Domestic ☐ Industrial ☐ Municipal	☒ GW Level ☒ GW Quality ☐ Inclinometer ☐ Vapor ☐ Other	☐ Air Sparge ☐ GW Extraction ☐ Material Emplacement ☐ Vapor Extraction ☐ Other	☐ Permanent ☐ Temporary	☐ Closed Loop ☐ Open Loop	☐ Groundwater Cleanup Reinjection ☐ Stormwater ☐ Water Supply Recharge ☐ Other		

Other wells exist on this property? ☒ Yes ☐ No If yes, status: ☒ Active ☐ Inactive ☐ Abandoned

SIGNATURES

I understand and agree that all work associated with this permit is required to be done in accordance with Santa Clara Valley Water District (Valley Water) Well Ordinance 90-1, the Valley Water Well Standards, and the conditions of this permit (see page 2). I certify that the information given in this permit is correct to the best of my knowledge and that the signature below, whether original, electronic, or photocopied, is authorized and valid, and is affixed with the intent to be enforceable. I also certify that a right of entry/encroachment agreement has been formalized between the well owner and property owner, if parties differ. I also understand that it is my responsibility, as the well owner, to notify Valley Water of any changes in the purpose of this well, from which, is indicated on this application.

Signature of Property Owner/Agent:	Date: 3/1/2022	Print Name of Property Owner/Agent: Prologis Targeted U.S. Logistics Fund
Signature of Well Owner/Agent:	Date: 3/1/2022	Print Name of Well Owner/Agent: Prologis Targeted U.S. Logistics Fund
Signature of Well Driller/Agent:	Date: 3/1/22	Print Name of Driller/Agent: Cascade Drilling
Signature of Consultant/Agent: Peter Sims	Date: 3/2/2022	Print Name of Consultant/Agent: Farallon Consulting

IMPORTANT: A minimum 24-hour notice must be given to Valley Water's Well Ordinance Program prior to installing the annular seal. Please call the Well Ordinance Hotline at (408) 630-2660 to schedule an inspection. Please allow 10 working days to process permit

Valley Water
5750 Almaden Expressway
San Jose, CA 95118-3686
(408) 265-2600

WELL CONSTRUCTION APPLICATION

FC 158 (02-25-20)

VALLEY WATER WELL PERMIT NO.: C20220311004

Based on information on this application and attachment(s) hereto (if any) and subject to approval noted below, permission is hereby granted to construct (drill) the described well. Permission to start work may be withheld until a field check verifies all statements made on application by permittee and is also subject to the "General" and "Special" Conditions stated below.

SANTA CLARA COUNTY DEPARTMENT OF ENVIRONMENTAL HEALTH APPROVAL (Water Supply Well Only)

NOTE: Department of Environmental Health approval must be granted before this application will be accepted by Valley Water.

Approved by: , R.E.H.S	☐ Approved as submitted ☐ Approved as corrected
	Date:

SITE PLAN

A 8½" x 11" paper site plan **must** be attached to this application, including:

1. Location of site features, including major buildings, landscaped areas, tank fields, existing wells, etc.
2. North arrow and scale
3. Location of proposed well with dimensions in feet from well to nearest cross streets.

GENERAL CONDITIONS

A. **The Valley Water's Well Ordinance Program** (408-630-2660) **must be notified a minimum of one working day before construction of the annular seal**. An authorized Valley Water representative must be on site to witness the construction of the annular seal. This requirement may be waived by an authorized Valley Water representative. If Valley Water waives the inspection requirement, Valley Water may request the permittee(s) to furnish certification, under penalty of perjury, that the well was constructed in accordance with Valley Water Well Standards and with the permit conditions.

B. Permittee agrees to construct, operate, and maintain the well according to provisions of the latest Valley Water Ordinance and the latest published revisions of Valley Water Well Standards to the end that this well will not cause pollution or contamination of groundwater or otherwise jeopardize the health, safety, or welfare of the people of Valley Water.

C. This permit is valid only for the purpose specified herein. Well construction methods authorized under this permit may not be changed except by written approval of an authorized Valley Water representative, and only if Valley Water believes that such a change will result in equal or superior compliance with Valley Water and State Well Standards (e.g., if Valley Water representative finds that site conditions warrant such a change).

D. This permit is only valid for the Assessor's Parcel No. indicated on it.

E. This permit may be voided if it contains incorrect information. If the permit is voided after work has begun, the well or boring that was constructed under this permit must be destroyed in accordance with Valley Water and State Well Standards.

F. If any work associated with this permit will take place on Valley Water property/easement, an encroachment or construction permit must be granted by Valley Water's Community Projects Review Unit (telephone 408-630-2650).

G. Before the well constructed under this permit can be used as a drinking water source, its use must be approved by the regulatory agency with authority over such use (typically the Santa Clara County Department of Environmental Health or the State of California Department of Public Health). A completed Well Inventory Form must also be approved.

H. If the well constructed under this permit cannot be or is not being used for its intended purpose, permittee is hereby required to destroy the well according to Valley Water Well Standards and under permit from Valley Water. Any test holes drilled under this permit must be destroyed within 24 hours of completion of testing activities. Destruction activities must be completed according to Valley Water standards. Valley Water must be notified a minimum of 24 hours prior to destruction.

I. Within 30 days of the completion of the well construction activities, the driller or consultant identified on this permit shall fully complete State of California DWR Form 188 and mail the original to Valley Water's Wells and Water Production Unit.

J. The permittee(s) shall assume entire responsibility for all activities and uses under this permit and shall indemnify, defend, and hold Valley Water, its officers, agents, and employees, free and harmless from any and all expense, cost, and liability in connection with or resulting from the granting or exercise of this permit including, but not limited to, property damage, personal injury, and wrongful death.

K. Permittees are required to be in full compliance with Cal/OSHA California Labor Code Section 6300.

L. A current C-57 Water Well Drilling Contractor's License is required for the construction of all wells.

M. Permittee, permittee's contractors, consultants, or agents shall be responsible to assure that all materials or waters generated during drilling, well construction, well development, pump testing, or other activities associated with this permit will be safely handled, properly managed, and disposed of according to all applicable federal, state, and local statutes regulating such. In no case shall these materials and/or waters be allowed to enter, or potentially enter, on- or off-site storm sewers, dry wells, or waterways. Such materials/waters must not be allowed to move off the property where the work is being completed.

N. The driller and consultants (if applicable) shall have an active copy of their Worker's Compensation Insurance on file with Valley Water.

O. This permit shall expire if not exercised within 180 calendar days of its approval, unless an extension of the permit expiration date is granted by an authorized Valley Water representative.

P. This permit must be kept on site during all activities associated with it and shall immediately be presented to an authorized Valley Water representative upon request.

Q. Permittee shall notify Underground Service Alert (USA) at 1-800-227-2600 or 811 prior to any digging.

SPECIAL CONDITIONS

Community Projects Review Unit Approval (if needed):	CPRU Permit No.:
Approved by: Alexis Shields	Date: 03/11/2022

Please allow 10 working days to process this application.

LEGEND

- PROPOSED MONITORING WELL LOCATION
- SITE BOUNDARY

NOTES:
1. ALL LOCATIONS ARE APPROXIMATE
2. FIGURES WERE PRODUCED IN COLOR. GRAYSCALE COPIES MAY NOT REPRODUCE ALL ORIGINAL INFORMATION.

FARALLON CONSULTING

Washington
Issaquah | Bellingham | Seattle

Oregon
Portland | Baker City

California
Oakland | Folsom | Irvine

Quality Service for Environmental Solutions | farallonconsulting.com

FIGURE

SITE PLAN SHOWING PROPOSED MONITORING WELL LOCATIONS
1055 COMMERCIAL COURT
SAN JOSE, CALIFORNIA

FARALLON PN: 1071-047

Drawn By: gfisco | Checked By: SA | Date: 2/17/2020 | Disc Reference:

Path: Q:\Projects\1071 Prologis\047 1055 Commercial Ct\Mapfiles\CommercialCt\CommercialCt.aprx

PICK and PULL
1055 COMMERCIAL CT.
SAN JOSE, CA 95112
APN: 241-10-002

Valley Water
Clean Water • Healthy Environment • Flood Protection



Approximate Scale

0 — 550 — 1,100 Feet

Wells

- A01: Water Supply - Active
- S: Water Supply - Standby
- IS01: Water Supply - Inactive
- A02: Extraction (Env) - Active
- I02: Extraction (Env) - Inactive
- A: Other - Active
- I: Other - Inactive
- B: Abandoned
- D: Destroyed
- Undet: Status Undetermined
- Parcels

N
W E
S

3/11/2022

ID	CONSULTANT	PERMIT	WELLID	WELLSTATUS
1		83D0111	06S01E32F001	D
2	MW-9	C20200305009-1	06S01E32C002	A
3	MW-8	C20200305008-1	06S01E32C003	A
4	MW-10	C20200305010-1	06S01E32F012	A
5	MW-7	C20200305007-1	06S01E32F013	A

Valley Water

5750 Almaden Expressway
San Jose, CA 95118-3686
(408) 265-2600

WELL CONSTRUCTION APPLICATION

FC 158 (02-25-20)

TO BE COMPLETED BY VALLEY WATER

Valley Water Permit No.: C20220311005	Date Issued: 03/11/2022	Well Registration No.:
Geologic Setting: 1	Expiration Date: 03/11/2023	Driller's Log No.:

TO BE COMPLETED BY OWNER AND DRILLER

Well Owner: Prologis Targeted U.S. Logistics Fund	Property Owner: Prologis Targeted U.S. Logistics Fund	Name of Business at Well Site: Pick N Pull
Well Owner's Mailing Address: Pier 1, Bay 1 City, State, Zip San Francisco, CA 94111	Property Owner's Mailing Address: Pier 1, Bay 1 City, State, Zip San Francisco, CA 94111	**Address of Well Site**: 1055 Commercial Court City, State, Zip San Jose, CA 95112
Telephone No. & Contact Name: 415-733-9410 Gavin Polite Fisco	Telephone No. & Contact Name: 415-733-9410 Gavin Polite Fisco	Telephone No.: 415-733-9410 Gavin Polite Fisco

Owner's/Consultant's Well No.: MW-5 | Assessor's Parcel No. of **Well Site**: Book 241 Page 10 Parcel 002

Consultant (Company): Farallon Consulting	Drilling Company: Cascade Drilling	
Address: 330 Franklin Street, Suite 200 City, State, Zip Oakland, CA 94607	Address: 3459 Collins Ave. City, State, Zip Richmond, CA 94608	
Telephone No.: 949-338-8317	Telephone No.: 510-478-0858	C-57 License No.: 1058336
☒ Check if address or phone number has changed	☒ Check if address or phone number has changed	

THIS SECTION TO BE COMPLETED FOR ALL MONITORING WELLS OR EXTRACTION/RECOVERY WELLS

Case Name/No.:	Caseworker Name:
Oversight Agency:	Caseworker Telephone No.:

Peter Sims — Signature of Responsible Professional | Date | Peter Sims — Print Name (No substitution of signature will be accepted)

Civil Engineer Registration No. | OR | 9576 — Geologist Registration No.

Estimated Depth of Completed Well: ☒ Less than 50 feet ☐ 50 to 300 feet ☐ Over 300 feet ☐ Other:

Well is to be constructed: ☐ In a public sidewalk ☐ In a public road ☐ On public property ☒ On private property ☐ On Valley Water property easement*
*See General Condition F, page 2.

WELL TYPE/USE	☐ WATER PRODUCTION	☒ MONITORING	☐ REMEDIATION	☐ DEWATERING	☐ HEAT EXCHANGE	☐ INJECTION	☐ CATHODIC PROTECTION	☐ OTHER
	☐ Agricultural ☐ Domestic ☐ Industrial ☐ Municipal	☒ GW Level ☒ GW Quality ☐ Inclinometer ☐ Vapor ☐ Other	☐ Air Sparge ☐ GW Extraction ☐ Material Emplacement ☐ Vapor Extraction ☐ Other	☐ Permanent ☐ Temporary	☐ Closed Loop ☐ Open Loop	☐ Groundwater Cleanup Reinjection ☐ Stormwater ☐ Water Supply Recharge ☐ Other		

Other wells exist on this property? ☒ Yes ☐ No If yes, status: ☒ Active ☐ Inactive ☐ Abandoned

SIGNATURES

I understand and agree that all work associated with this permit is required to be done in accordance with Santa Clara Valley Water District (Valley Water) Well Ordinance 90-1, the Valley Water Well Standards, and the conditions of this permit (see page 2). I certify that the information given in this permit is correct to the best of my knowledge and that the signature below, whether original, electronic, or photocopied, is authorized and valid, and is affixed with the intent to be enforceable. I also certify that a right of entry/encroachment agreement has been formalized between the well owner and property owner, if parties differ. I also understand that it is my responsibility, as the well owner, to notify Valley Water of any changes in the purpose of this well, from which, is indicated on this application.

Signature of Property Owner/Agent:	Date: 3/1/2022	Print Name of Property Owner/Agent: Prologis Targeted U.S. Logistics Fund
Signature of Well Owner/Agent:	Date: 3/1/2022	Print Name of Well Owner/Agent: Prologis Targeted U.S. Logistics Fund
Signature of Well Driller/Agent:	Date: 3/1/22	Print Name of Driller/Agent: Cascade Drilling
Signature of Consultant/Agent: Peter Sims	Date:	Print Name of Consultant/Agent: Farallon Consulting

IMPORTANT: A minimum 24-hour notice must be given to Valley Water's Well Ordinance Program prior to installing the annular seal. Please call the Well Ordinance Hotline at (408) 630-2660 to schedule an inspection. Please allow 10 working days to process permit

Valley Water
5750 Almaden Expressway
San Jose, CA 95118-3686
(408) 265-2600

WELL CONSTRUCTION APPLICATION

VALLEY WATER WELL PERMIT NO.: C20220311005

Based on information on this application and attachment(s) hereto (if any) and subject to approval noted below, permission is hereby granted to construct (drill) the described well. Permission to start work may be withheld until a field check verifies all statements made on application by permittee and is also subject to the "General" and "Special" Conditions stated below.

SANTA CLARA COUNTY DEPARTMENT OF ENVIRONMENTAL HEALTH APPROVAL (Water Supply Well Only)

NOTE: Department of Environmental Health approval must be granted before this application will be accepted by Valley Water.

Approved by: , R.E.H.S	☐ Approved as submitted ☐ Approved as corrected
	Date:

SITE PLAN

A 8½" x 11" paper site plan **must** be attached to this application, including:

1. Location of site features, including major buildings, landscaped areas, tank fields, existing wells, etc.
2. North arrow and scale
3. Location of proposed well with dimensions in feet from well to nearest cross streets.

GENERAL CONDITIONS

A. **The Valley Water's Well Ordinance Program** (408-630-2660) **must be notified a minimum of one working day before construction of the annular seal**. An authorized Valley Water representative must be on site to witness the construction of the annular seal. This requirement may be waived by an authorized Valley Water representative. If Valley Water waives the inspection requirement, Valley Water may request the permittee(s) to furnish certification, under penalty of perjury, that the well was constructed in accordance with Valley Water Well Standards and with the permit conditions.

B. Permittee agrees to construct, operate, and maintain the well according to provisions of the latest Valley Water Ordinance and the latest published revisions of Valley Water Well Standards to the end that this well will not cause pollution or contamination of groundwater or otherwise jeopardize the health, safety, or welfare of the people of Valley Water.

C. This permit is valid only for the purpose specified herein. Well construction methods authorized under this permit may not be changed except by written approval of an authorized Valley Water representative, and only if Valley Water believes that such a change will result in equal or superior compliance with Valley Water and State Well Standards (e.g., if Valley Water representative finds that site conditions warrant such a change).

D. This permit is only valid for the Assessor's Parcel No. indicated on it.

E. This permit may be voided if it contains incorrect information. If the permit is voided after work has begun, the well or boring that was constructed under this permit must be destroyed in accordance with Valley Water and State Well Standards.

F. If any work associated with this permit will take place on Valley Water property/easement, an encroachment or construction permit must be granted by Valley Water's Community Projects Review Unit (telephone 408-630-2650).

G. Before the well constructed under this permit can be used as a drinking water source, its use must be approved by the regulatory agency with authority over such use (typically the Santa Clara County Department of Environmental Health or the State of California Department of Public Health). A completed Well Inventory Form must also be approved.

H. If the well constructed under this permit cannot be or is not being used for its intended purpose, permittee is hereby required to destroy the well according to Valley Water Well Standards and under permit from Valley Water. Any test holes drilled under this permit must be destroyed within 24 hours of completion of testing activities. Destruction activities must be completed according to Valley Water standards. Valley Water must be notified a minimum of 24 hours prior to destruction.

I. Within 30 days of the completion of the well construction activities, the driller or consultant identified on this permit shall fully complete State of California DWR Form 188 and mail the original to Valley Water's Wells and Water Production Unit.

J. The permittee(s) shall assume entire responsibility for all activities and uses under this permit and shall indemnify, defend, and hold Valley Water, its officers, agents, and employees, free and harmless from any and all expense, cost, and liability in connection with or resulting from the granting or exercise of this permit including, but not limited to, property damage, personal injury, and wrongful death.

K. Permittees are required to be in full compliance with Cal/OSHA California Labor Code Section 6300.

L. A current C-57 Water Well Drilling Contractor's License is required for the construction of all wells.

M. Permittee, permittee's contractors, consultants, or agents shall be responsible to assure that all materials or waters generated during drilling, well construction, well development, pump testing, or other activities associated with this permit will be safely handled, properly managed, and disposed of according to all applicable federal, state, and local statutes regulating such. In no case shall these materials and/or waters be allowed to enter, or potentially enter, on- or off-site storm sewers, dry wells, or waterways. Such materials/waters must not be allowed to move off the property where the work is being completed.

N. The driller and consultants (if applicable) shall have an active copy of their Worker's Compensation Insurance on file with Valley Water.

O. This permit shall expire if not exercised within 180 calendar days of its approval, unless an extension of the permit expiration date is granted by an authorized Valley Water representative.

P. This permit must be kept on site during all activities associated with it and shall immediately be presented to an authorized Valley Water representative upon request.

Q. Permittee shall notify Underground Service Alert (USA) at 1-800-227-2600 or 811 prior to any digging.

SPECIAL CONDITIONS

Community Projects Review Unit Approval (if needed):	CPRU Permit No.:
Approved by: Alexis Shields	Date: 03/11/2022

Please allow 10 working days to process this application.

LEGEND

- PROPOSED MONITORING WELL LOCATION
- SITE BOUNDARY

NOTES:
1. ALL LOCATIONS ARE APPROXIMATE
2. FIGURES WERE PRODUCED IN COLOR. GRAYSCALE COPIES MAY NOT REPRODUCE ALL ORIGINAL INFORMATION.

FARALLON CONSULTING

Washington
Issaquah | Bellingham | Seattle

Oregon
Portland | Baker City

California
Oakland | Folsom | Irvine

Quality Service for Environmental Solutions | farallonconsulting.com

FIGURE

SITE PLAN SHOWING PROPOSED MONITORING WELL LOCATIONS
1055 COMMERCIAL COURT
SAN JOSE, CALIFORNIA

FARALLON PN: 1071-047

Drawn By: gfisco | Checked By: SA | Date: 2/17/2020 | Disc Reference:

Path: Q:\Projects\1071 Prologis\047 1055 Commercial Ct\Mapfiles\CommercialCt\CommercialCt.aprx

PICK and PULL
1055 COMMERCIAL CT.
SAN JOSE, CA 95112
APN: 241-10-002

Valley Water
Clean Water • Healthy Environment • Flood Protection



Approximate Scale

0 — 550 — 1,100 Feet

Wells

- A01: Water Supply - Active
- S: Water Supply - Standby
- IS01: Water Supply - Inactive
- A02: Extraction (Env) - Active
- I02: Extraction (Env) - Inactive
- A: Other - Active
- I: Other - Inactive
- B: Abandoned
- D: Destroyed
- Undet: Status Undetermined
- Parcels

N
W E
S

3/11/2022

ID	CONSULTANT	PERMIT	WELLID	WELLSTATUS
1		83D0111	06S01E32F001	D
2	MW-9	C20200305009-1	06S01E32C002	A
3	MW-8	C20200305008-1	06S01E32C003	A
4	MW-10	C20200305010-1	06S01E32F012	A
5	MW-7	C20200305007-1	06S01E32F013	A

Valley Water
5750 Almaden Expressway
San Jose, CA 95118-3686
(408) 265-2600

WELL CONSTRUCTION APPLICATION

FC 158 (02-25-20)

TO BE COMPLETED BY VALLEY WATER

Valley Water Permit No.: C20220311006	Date Issued: 03/11/2022	Well Registration No.:
Geologic Setting: 1	Expiration Date: 03/11/2023	Driller's Log No.:

TO BE COMPLETED BY OWNER AND DRILLER

Well Owner: Prologis Targeted U.S. Logistics Fund	Property Owner: Prologis Targeted U.S. Logistics Fund	Name of Business at Well Site: Pick N Pull
Well Owner's Mailing Address: Pier 1, Bay 1 City, State, Zip San Francisco, CA 94111	Property Owner's Mailing Address: Pier 1, Bay 1 City, State, Zip San Francisco, CA 94111	**Address of Well Site**: 1055 Commercial Court City, State, Zip San Jose, CA 95112
Telephone No. & Contact Name: 415-733-9410 Gavin Polite Fisco	Telephone No. & Contact Name: 415-733-9410 Gavin Polite Fisco	Telephone No.: 415-733-9410 Gavin Polite Fisco

Owner's/Consultant's Well No.: MW-6 | Assessor's Parcel No. of **Well Site**: Book 241 Page 10 Parcel 002

Consultant (Company): Farallon Consulting	Drilling Company: Cascade Drilling	
Address: 330 Franklin Street, Suite 200 City, State, Zip Oakland, CA 94607	Address: 3459 Collins Ave. City, State, Zip Richmond, CA 94608	
Telephone No.: 949-338-8317	Telephone No.: 510-478-0858	C-57 License No.: 1058336
☒ Check if address or phone number has changed	☒ Check if address or phone number has changed	

THIS SECTION TO BE COMPLETED FOR ALL MONITORING WELLS OR EXTRACTION/RECOVERY WELLS

Case Name/No.:	Caseworker Name:
Oversight Agency:	Caseworker Telephone No.:

Peter Sims — Signature of Responsible Professional
3/2/2022 — Date
Peter Sims — Print Name
(No substitution of signature will be accepted)

Civil Engineer Registration No. — OR — 9576 Geologist Registration No.

Estimated Depth of Completed Well: ☒ Less than 50 feet ☐ 50 to 300 feet ☐ Over 300 feet ☐ Other:

Well is to be constructed: ☐ In a public sidewalk ☐ In a public road ☐ On public property ☒ On private property ☐ On Valley Water property easement*
*See General Condition F, page 2.

WELL TYPE/USE	☐ WATER PRODUCTION	☒ MONITORING	☐ REMEDIATION	☐ DEWATERING	☐ HEAT EXCHANGE	☐ INJECTION	☐ CATHODIC PROTECTION	☐ OTHER
	☐ Agricultural ☐ Domestic ☐ Industrial ☐ Municipal	☒ GW Level ☒ GW Quality ☐ Inclinometer ☐ Vapor ☐ Other	☐ Air Sparge ☐ GW Extraction ☐ Material Emplacement ☐ Vapor Extraction ☐ Other	☐ Permanent ☐ Temporary	☐ Closed Loop ☐ Open Loop	☐ Groundwater Cleanup Reinjection ☐ Stormwater ☐ Water Supply Recharge ☐ Other		

Other wells exist on this property? ☒ Yes ☐ No If yes, status: ☒ Active ☐ Inactive ☐ Abandoned

SIGNATURES

I understand and agree that all work associated with this permit is required to be done in accordance with Santa Clara Valley Water District (Valley Water) Well Ordinance 90-1, the Valley Water Well Standards, and the conditions of this permit (see page 2). I certify that the information given in this permit is correct to the best of my knowledge and that the signature below, whether original, electronic, or photocopied, is authorized and valid, and is affixed with the intent to be enforceable. I also certify that a right of entry/encroachment agreement has been formalized between the well owner and property owner, if parties differ. I also understand that it is my responsibility, as the well owner, to notify Valley Water of any changes in the purpose of this well, from which, is indicated on this application.

Signature of Property Owner/Agent:	Date: 3/1/2022	Print Name of Property Owner/Agent: Prologis Targeted U.S. Logistics Fund
Signature of Well Owner/Agent:	Date: 3/1/2022	Print Name of Well Owner/Agent: Prologis Targeted U.S. Logistics Fund
Signature of Well Driller/Agent:	Date: 3/1/22	Print Name of Driller/Agent: Cascade Drilling
Signature of Consultant/Agent: Peter Sims	Date: 3/2/2022	Print Name of Consultant/Agent: Farallon Consulting

IMPORTANT: A minimum 24-hour notice must be given to Valley Water's Well Ordinance Program prior to installing the annular seal. Please call the Well Ordinance Hotline at (408) 630-2660 to schedule an inspection. Please allow 10 working days to process permit

Valley Water
5750 Almaden Expressway
San Jose, CA 95118-3686
(408) 265-2600

WELL CONSTRUCTION APPLICATION

VALLEY WATER WELL PERMIT NO.: C20220311006

Based on information on this application and attachment(s) hereto (if any) and subject to approval noted below, permission is hereby granted to construct (drill) the described well. Permission to start work may be withheld until a field check verifies all statements made on application by permittee and is also subject to the "General" and "Special" Conditions stated below.

SANTA CLARA COUNTY DEPARTMENT OF ENVIRONMENTAL HEALTH APPROVAL (Water Supply Well Only)

NOTE: Department of Environmental Health approval must be granted before this application will be accepted by Valley Water.

Approved by: , R.E.H.S	☐ Approved as submitted ☐ Approved as corrected
	Date:

SITE PLAN

A 8½" x 11" paper site plan **must** be attached to this application, including:

1. Location of site features, including major buildings, landscaped areas, tank fields, existing wells, etc.
2. North arrow and scale
3. Location of proposed well with dimensions in feet from well to nearest cross streets.

GENERAL CONDITIONS

A. **The Valley Water's Well Ordinance Program** (408-630-2660) **must be notified a minimum of one working day before construction of the annular seal**. An authorized Valley Water representative must be on site to witness the construction of the annular seal. This requirement may be waived by an authorized Valley Water representative. If Valley Water waives the inspection requirement, Valley Water may request the permittee(s) to furnish certification, under penalty of perjury, that the well was constructed in accordance with Valley Water Well Standards and with the permit conditions.

B. Permittee agrees to construct, operate, and maintain the well according to provisions of the latest Valley Water Ordinance and the latest published revisions of Valley Water Well Standards to the end that this well will not cause pollution or contamination of groundwater or otherwise jeopardize the health, safety, or welfare of the people of Valley Water.

C. This permit is valid only for the purpose specified herein. Well construction methods authorized under this permit may not be changed except by written approval of an authorized Valley Water representative, and only if Valley Water believes that such a change will result in equal or superior compliance with Valley Water and State Well Standards (e.g., if Valley Water representative finds that site conditions warrant such a change).

D. This permit is only valid for the Assessor's Parcel No. indicated on it.

E. This permit may be voided if it contains incorrect information. If the permit is voided after work has begun, the well or boring that was constructed under this permit must be destroyed in accordance with Valley Water and State Well Standards.

F. If any work associated with this permit will take place on Valley Water property/easement, an encroachment or construction permit must be granted by Valley Water's Community Projects Review Unit (telephone 408-630-2650).

G. Before the well constructed under this permit can be used as a drinking water source, its use must be approved by the regulatory agency with authority over such use (typically the Santa Clara County Department of Environmental Health or the State of California Department of Public Health). A completed Well Inventory Form must also be approved.

H. If the well constructed under this permit cannot be or is not being used for its intended purpose, permittee is hereby required to destroy the well according to Valley Water Well Standards and under permit from Valley Water. Any test holes drilled under this permit must be destroyed within 24 hours of completion of testing activities. Destruction activities must be completed according to Valley Water standards. Valley Water must be notified a minimum of 24 hours prior to destruction.

I. Within 30 days of the completion of the well construction activities, the driller or consultant identified on this permit shall fully complete State of California DWR Form 188 and mail the original to Valley Water's Wells and Water Production Unit.

J. The permittee(s) shall assume entire responsibility for all activities and uses under this permit and shall indemnify, defend, and hold Valley Water, its officers, agents, and employees, free and harmless from any and all expense, cost, and liability in connection with or resulting from the granting or exercise of this permit including, but not limited to, property damage, personal injury, and wrongful death.

K. Permittees are required to be in full compliance with Cal/OSHA California Labor Code Section 6300.

L. A current C-57 Water Well Drilling Contractor's License is required for the construction of all wells.

M. Permittee, permittee's contractors, consultants, or agents shall be responsible to assure that all materials or waters generated during drilling, well construction, well development, pump testing, or other activities associated with this permit will be safely handled, properly managed, and disposed of according to all applicable federal, state, and local statutes regulating such. In no case shall these materials and/or waters be allowed to enter, or potentially enter, on- or off-site storm sewers, dry wells, or waterways. Such materials/waters must not be allowed to move off the property where the work is being completed.

N. The driller and consultants (if applicable) shall have an active copy of their Worker's Compensation Insurance on file with Valley Water.

O. This permit shall expire if not exercised within 180 calendar days of its approval, unless an extension of the permit expiration date is granted by an authorized Valley Water representative.

P. This permit must be kept on site during all activities associated with it and shall immediately be presented to an authorized Valley Water representative upon request.

Q. Permittee shall notify Underground Service Alert (USA) at 1-800-227-2600 or 811 prior to any digging.

SPECIAL CONDITIONS

Community Projects Review Unit Approval (if needed):	CPRU Permit No.:
Approved by: Alexis Shields	Date: 03/11/2022

Please allow 10 working days to process this application.

LEGEND

- PROPOSED MONITORING WELL LOCATION
- SITE BOUNDARY

NOTES:
1. ALL LOCATIONS ARE APPROXIMATE
2. FIGURES WERE PRODUCED IN COLOR. GRAYSCALE COPIES MAY NOT REPRODUCE ALL ORIGINAL INFORMATION.

FARALLON CONSULTING

Washington
Issaquah | Bellingham | Seattle

Oregon
Portland | Baker City

California
Oakland | Folsom | Irvine

Quality Service for Environmental Solutions | farallonconsulting.com

FIGURE

SITE PLAN SHOWING PROPOSED MONITORING WELL LOCATIONS
1055 COMMERCIAL COURT
SAN JOSE, CALIFORNIA

FARALLON PN: 1071-047

Drawn By: gfisco | Checked By: SA | Date: 2/17/2020 | Disc Reference:

Path: Q:\Projects\1071 Prologis\047 1055 Commercial Ct\Mapfiles\CommercialCt\CommercialCt.aprx

PICK and PULL
1055 COMMERCIAL CT.
SAN JOSE, CA 95112
APN: 241-10-002

Valley Water
Clean Water • Healthy Environment • Flood Protection



Approximate Scale

0 — 550 — 1,100 Feet

Wells

- A01: Water Supply - Active
- S: Water Supply - Standby
- IS01: Water Supply - Inactive
- A02: Extraction (Env) - Active
- I02: Extraction (Env) - Inactive
- A: Other - Active
- I: Other - Inactive
- B: Abandoned
- D: Destroyed
- Undet: Status Undetermined
- Parcels

N
W E
S

3/11/2022

ID	CONSULTANT	PERMIT	WELLID	WELLSTATUS
1		83D0111	06S01E32F001	D
2	MW-9	C20200305009-1	06S01E32C002	A
3	MW-8	C20200305008-1	06S01E32C003	A
4	MW-10	C20200305010-1	06S01E32F012	A
5	MW-7	C20200305007-1	06S01E32F013	A

Santa Clara Valley Water District

5750 Almaden Expressway
San Jose, CA 95118-3686
(408) 265-2600

WELL CONSTRUCTION APPLICATION

FC 158 (03-26-15)
Page 1 of 2

TO BE COMPLETED BY DISTRICT

District Permit No.: C20200305007	Date Issued: 3/5/20	Well Registration No.:
Geologic Setting: 1	Expiration Date: 3/5/21	Driller's Log No.:

TO BE COMPLETED BY OWNER AND DRILLER

Well Owner: Prologis Targeted U.S. Logistics Fund	Property Owner: Prologis Targeted U.S. Logistics Fund	Name of Business at Well Site: Pick N Pull (various others)
Well Owner's Mailing Address: Pier 1, Bay 1 City, State, Zip San Francisco, CA 94111	Property Owner's Mailing Address: Pier 1, Bay 1 City, State, Zip San Francisco, CA 94111	**Address of Well Site:** 1055 Commercial Court City, State, Zip San Jose, CA 95112
Telephone No. & Contact Name: 415-733-9411 - Julia Smith	Telephone No. & Contact Name: 415-733-9411 - Julia Smith	Telephone No.: 415-733-9411 - Julia Smith

Owner's/Consultant's Well No.: MW-7 | Assessor's Parcel No. of **Well Site**: Book 241 Page 10 Parcel 002

Consultant (Company): Farallon Consulting	Drilling Company: Cascade Drilling	
Address: 330 Franklin Street, Suite 200 City, State, Zip Oakland, CA 94607	Address: 120 South 23rd Street City, State, Zip Richmond, CA 94804	
Telephone No.: 510-879-6800	Telephone No.: 510-478-0858	C-57 License No.: 938110
☒ Check if address or phone number has changed	☐ Check if address or phone number has changed	

THIS SECTION TO BE COMPLETED FOR ALL MONITORING WELLS OR EXTRACTION/RECOVERY WELLS

Case Name/No.:	Caseworker Name:
Oversight Agency:	Caseworker Telephone No.:

Signature of Responsible Professional — Date: 2/25/20 — Print Name: Gavin Polite Fisco (No substitution of signature will be accepted)

Civil Engineer Registration No. — OR — Geologist Registration No.: 9357

Estimated Depth of Completed Well: ☒ Less than 50 feet ☐ 50 to 300 feet ☐ Over 300 feet ☐ Other:

Well is to be constructed: ☐ In a public sidewalk ☐ In a public road ☐ On public property ☒ On private property ☐ On District property/easement* *See General Condition F, page 2.

WELL TYPE/USE

☐ Water Production	☒ Monitoring	☐ Remediation	☐ Dewatering	☐ Heat Exchange	☐ Injection	☐ Cathodic Protection	☐ Other
☐ Agricultural ☐ Domestic ☐ Industrial ☐ Municipal	☒ GW Level ☒ GW Quality ☐ Inclinometer ☐ Vapor ☐ Other	☐ Air Sparge ☐ GW Extraction ☐ Material Emplacement ☐ Vapor Extraction ☐ Other	☐ Permanent ☐ Temporary	☐ Closed Loop ☐ Open Loop	☐ Groundwater Cleanup Reinjection ☐ Stormwater ☐ Water Supply Recharge ☐ Other	MAR 03 2020	

Other wells exist on this property? ☐ Yes ☒ No If yes, status: ☐ Active ☐ Inactive ☐ Abandoned

SIGNATURES

I understand and agree that all work associated with this permit is required to be done in accordance with Santa Clara Valley Water District (District) Well Ordinance 90-1, the District Well Standards, and the conditions of this permit (see page 2). I certify that the information given in this permit is correct to the best of my knowledge and that the signature below, whether original, electronic, or photocopied, is authorized and valid, and is affixed with the intent to be enforceable. I also certify that a right of entry/encroachment agreement has been formalized between the well owner and property owner, if parties differ. I also understand that it is my responsibility, as the well owner, to notify the District of any changes in the purpose of this well, from which, is indicated on this application.

Signature of Property Owner/Agent:	Date: 2-24-20	Print Name of Property Owner/Agent: Prologis Inc Julia Smith
Signature of Well Owner/Agent:	Date: 2-24-20	Print Name of Well Owner/Agent: Prologis Inc Julia Smith
Signature of Well Driller/Agent: Rick Alacartado	Date: 2/25/20	Print Name of Driller/Agent: Cascade Drilling
Signature of Consultant/Agent:	Date: 2/25/20	Print Name of Consultant/Agent: Farallon Consulting

IMPORTANT: A minimum 24-hour notice must be given to Santa Clara Valley Water District Well Inspection Department prior to installing the annular seal. Call (408) 265-2607, ext. 2660. Please allow 10 working days to process permit application.

5750 Almaden Expressway
San Jose, CA 95118-3686
(408) 265-2600

WELL CONSTRUCTION APPLICATION

FC 158 (03-26-15)

DISTRICT WELL PERMIT NO.: C20200305007

Based on information on this application and attachment(s) hereto (if any) and subject to approval noted below, permission is hereby granted to construct (drill) the described well. Permission to start work may be withheld until a field check verifies all statements made on application by permittee and is also subject to the "General" and "Special" Conditions stated below.

SANTA CLARA COUNTY DEPARTMENT OF ENVIRONMENTAL HEALTH APPROVAL (Water Supply Well Only)

NOTE: Department of Environmental Health approval must be granted before this application will be accepted by Santa Clara Valley Water District.

Approved by: , R.E.H.S	☐ Approved as submitted ☐ Approved as corrected
	Date:

SITE PLAN

A 8½" x 11" paper site plan **must** be attached to this application, including:

1. Location of site features, including major buildings, landscaped areas, tank fields, existing wells, etc.
2. North arrow and scale
3. Location of proposed well with dimensions in feet from well to nearest cross streets.

GENERAL CONDITIONS

A. **District** (telephone 408-265-2607, ext. 2660) **must be notified a minimum of one working day before construction of the annular seal.** An authorized District representative must be on site to witness the construction of the annular seal. This requirement may be waived by an authorized District representative. If the District waives the inspection requirement, the District may request the permittee(s) to furnish certification, under penalty of perjury, that the well was constructed in accordance with the District Well Standards and with the permit conditions.

B. Permittee agrees to construct, operate, and maintain the well according to provisions of the latest District Ordinance and the latest published revisions of District Well Standards to the end that this well will not cause pollution or contamination of groundwater or otherwise jeopardize the health, safety, or welfare of the people of the District.

C. This permit is valid only for the purpose specified herein. Well construction methods authorized under this permit may not be changed except by written approval of an authorized District representative, and only if the District believes that such a change will result in equal or superior compliance with the District and State Well Standards (e.g., if the District representative finds that site conditions warrant such a change).

D. This permit is only valid for the Assessor's Parcel No. indicated on it.

E. This permit may be voided if it contains incorrect information. If the permit is voided after work has begun, the well or boring that was constructed under this permit must be destroyed in accordance with District and State Well Standards.

F. If any work associated with this permit will take place on District property/easement, an encroachment or construction permit must be granted by the District's Community Projects Review Unit (telephone 408-265-2607, ext. 2589).

G. Before the well constructed under this permit can be used as a drinking water source, its use must be approved by the regulatory agency with authority over such use (typically the Santa Clara County Department of Environmental Health or the State of California Department of Public Health). A completed Well Inventory Form must also be approved.

H. If the well constructed under this permit cannot be or is not being used for its intended purpose, permittee is hereby required to destroy the well according to the District Well Standards and under permit from the District. Any test holes drilled under this permit must be destroyed within 24 hours of completion of testing activities. Destruction activities must be completed according to District standards. District must be notified a minimum of 24 hours prior to destruction.

I. Within 30 days of the completion of the well construction activities, the driller or consultant identified on this permit shall fully complete State of California DWR Form 188 and mail the original to the District's Wells and Water Production Unit.

J. The permittee(s) shall assume entire responsibility for all activities and uses under this permit and shall indemnify, defend, and hold the District, its officers, agents, and employees, free and harmless from any and all expense, cost, and liability in connection with or resulting from the granting or exercise of this permit including, but not limited to, property damage, personal injury, and wrongful death.

K. Permittees are required to be in full compliance with Cal/OSHA California Labor Code Section 6300.

L. A current C-57 Water Well Drilling Contractor's License is required for the construction of all wells.

M. Permittee, permittee's contractors, consultants, or agents shall be responsible to assure that all materials or waters generated during drilling, well construction, well development, pump testing, or other activities associated with this permit will be safely handled, properly managed, and disposed of according to all applicable federal, state, and local statutes regulating such. In no case shall these materials and/or waters be allowed to enter, or potentially enter, on- or off-site storm sewers, dry wells, or waterways. Such materials/waters must not be allowed to move off the property where the work is being completed.

N. The driller and consultants (if applicable) shall have an active copy of their Worker's Compensation Insurance on file with District.

O. This permit shall expire if not exercised within 180 calendar days of its approval, unless an extension of the permit expiration date is granted by an authorized District representative.

P. This permit must be kept on site during all activities associated with it and shall immediately be presented to an authorized District representative upon request.

Q. Permittee shall notify Underground Service Alert (USA) at 1-800-227-2600 or 811 prior to any digging.

SPECIAL CONDITIONS

Community Projects Review Unit Approval (if needed):	CPRU Permit No.:
Approved by: Belen Avalos	Date: 3/5/20

Please allow 10 working days to process this application.



LEGEND

- PROPOSED MONITORING WELL LOCATION
- SITE BOUNDARY

NOTES:
1. ALL LOCATIONS ARE APPROXIMATE
2. FIGURES WERE PRODUCED IN COLOR. GRAYSCALE COPIES MAY NOT REPRODUCE ALL ORIGINAL INFORMATION.

FARALLON CONSULTING

Washington
Issaquah | Bellingham | Seattle

Oregon
Portland | Baker City

California
Oakland | Folsom | Irvine

Quality Service for Environmental Solutions | farallonconsulting.com

FIGURE

SITE PLAN SHOWING PROPOSED MONITORING WELL LOCATIONS
1055 COMMERCIAL COURT
SAN JOSE, CALIFORNIA

FARALLON PN: 1071-047

Drawn By: gfisco | Checked By: SA | Date: 2/17/2020 | Disc Reference:
Path: Q:\Projects\1071 Prologis\047 1055 Commercial Ct\Mapfiles\CommercialCt\CommercialCt.aprx

LOGIS TARGETED U.S. LOGISITICS

241-10-002
55 COMMERCIAL COURT
SAN JOSE, CA 95112

Valley Water

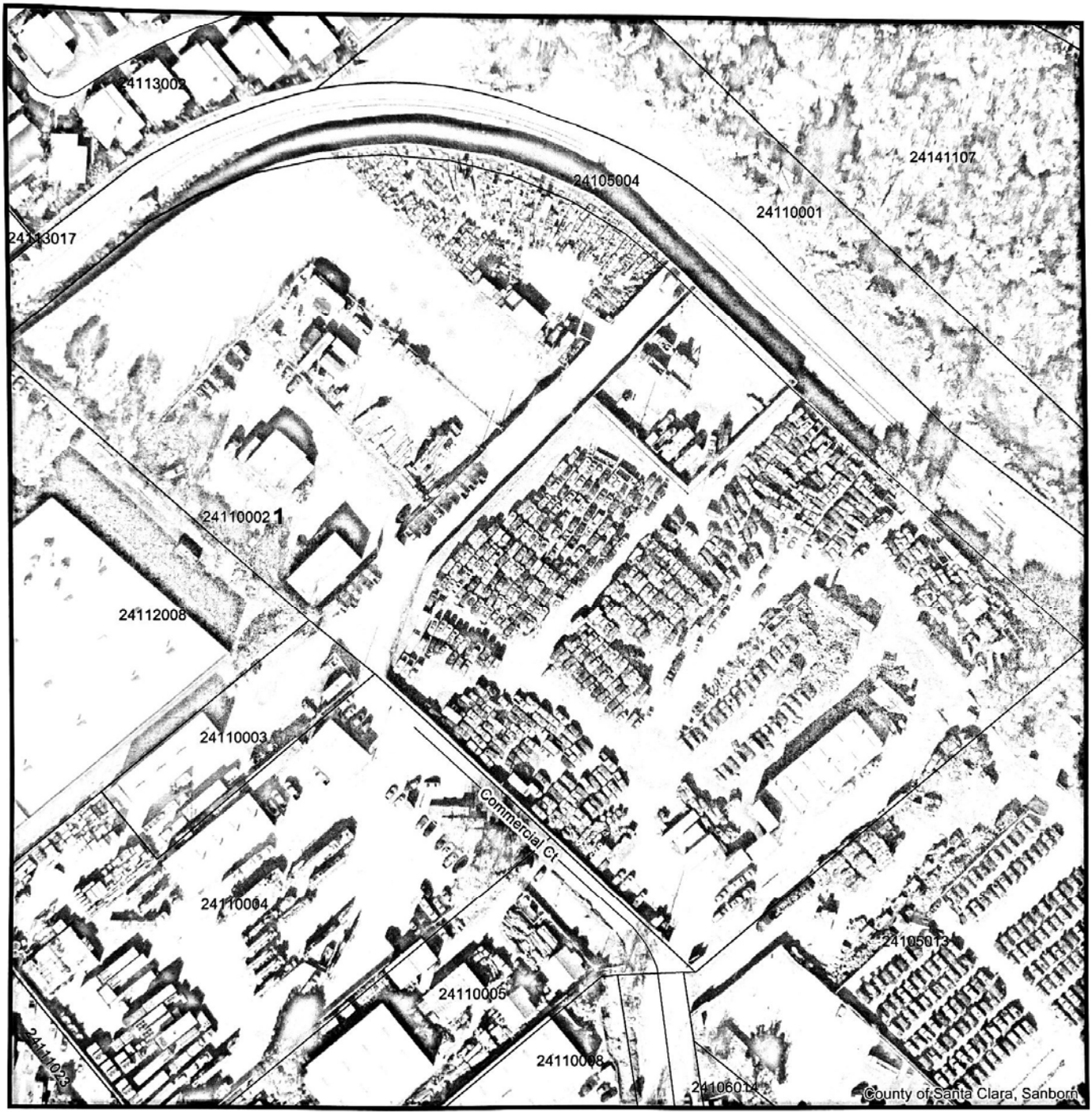

Approximate Scale

0 400 800 Feet

Parcels

Wells

A01: Water Supply - Active

IS01: Water Supply - Inactive

A02: Extraction (Env) - Active

I02: Extraction (Env) - Inactive

I: Other - Inactive

B: Abandoned

D: Destroyed

ID	CONSULTANT	PERMIT	WELLID	WELLSTATUS
1		83D0111	06S01E32F001	D

Santa Clara Valley Water District

5750 Almaden Expressway
San Jose, CA 95118-3686
(408) 265-2600

WELL CONSTRUCTION APPLICATION

FC 158 (03-26-15)
Page 1 of 2

TO BE COMPLETED BY DISTRICT

District Permit No.: C20200305008	Date Issued: 3/5/20	Well Registration No.:
Geologic Setting: 1	Expiration Date: 3/5/21	Driller's Log No.:

TO BE COMPLETED BY OWNER AND DRILLER

Well Owner: Prologis Targeted U.S. Logistics Fund	Property Owner: Prologis Targeted U.S. Logistics Fund	Name of Business at Well Site: Pick N Pull (various others)
Well Owner's Mailing Address: Pier 1, Bay 1 City, State, Zip San Francisco, CA 94111	Property Owner's Mailing Address: Pier 1, Bay 1 City, State, Zip San Francisco, CA 94111	**Address of Well Site:** 1055 Commercial Court City, State, Zip San Jose, CA 95112
Telephone No. & Contact Name: 415-733-9411 - Julia Smith	Telephone No. & Contact Name: 415-733-9411 - Julia Smith	Telephone No.: 415-733-9411 - Julia Smith

Owner's/Consultant's Well No.: MW-8 | Assessor's Parcel No. of Well Site: Book 241 Page 10 Parcel 002

Consultant (Company): Farallon Consulting	Drilling Company: Cascade Drilling	
Address: 330 Franklin Street, Suite 200 City, State, Zip Oakland, CA 94607	Address: 120 South 23rd Street City, State, Zip Richmond, CA 94804	
Telephone No.: 510-879-6800	Telephone No.: 510-478-0858	C-57 License No.: 938110
☒ Check if address or phone number has changed	☐ Check if address or phone number has changed	

THIS SECTION TO BE COMPLETED FOR ALL MONITORING WELLS OR EXTRACTION/RECOVERY WELLS

Case Name/No.:	Caseworker Name:
Oversight Agency:	Caseworker Telephone No.:

Signature of Responsible Professional — Date: 2/25/20 — Print Name: Gavin Polite Fisco (No substitution of signature will be accepted)

Civil Engineer Registration No. — OR — Geologist Registration No.: 9357

Estimated Depth of Completed Well: ☒ Less than 50 feet ☐ 50 to 300 feet ☐ Over 300 feet ☐ Other:

Well is to be constructed: ☐ In a public sidewalk ☐ In a public road ☐ On public property ☒ On private property ☐ On District property/easement* *See General Condition F, page 2

WELL TYPE/USE	☐ Water Production	☒ Monitoring	☐ Remediation	☐ Dewatering	☐ Heat Exchange	☐ Injection	☐ Cathodic Protection	☐ Other
	☐ Agricultural ☐ Domestic ☐ Industrial ☐ Municipal	☒ GW Level ☒ GW Quality ☐ Inclinometer ☐ Vapor ☐ Other	☐ Air Sparge ☐ GW Extraction ☐ Material Emplacement ☐ Vapor Extraction ☐ Other	☐ Permanent ☐ Temporary	☐ Closed Loop ☐ Open Loop	☐ Groundwater Cleanup Reinjection ☐ Stormwater ☐ Water Supply Recharge ☐ Other		

MAR 03 2020

Other wells exist on this property? ☐ Yes ☒ No If yes, status: ☐ Active ☐ Inactive ☐ Abandoned

SIGNATURES

I understand and agree that all work associated with this permit is required to be done in accordance with Santa Clara Valley Water District (District) Well Ordinance 90-1, the District Well Standards, and the conditions of this permit (see page 2). I certify that the information given in this permit is correct to the best of my knowledge and that the signature below, whether original, electronic, or photocopied, is authorized and valid, and is affixed with the intent to be enforceable. I also certify that a right of entry/encroachment agreement has been formalized between the well owner and property owner, if parties differ. I also understand that it is my responsibility, as the well owner, to notify the District of any changes in the purpose of this well, from which, is indicated on this application.

Signature of Property Owner/Agent:	Date: 2-24-20	Print Name of Property Owner/Agent: Prologis Inc Julia Smith
Signature of Well Owner/Agent:	Date: 2-24-20	Print Name of Well Owner/Agent: Prologis Inc Julia Smith
Signature of Well Driller/Agent: Rick Alacartado	Date: 2/25/20	Print Name of Driller/Agent: Cascade Drilling
Signature of Consultant/Agent:	Date: 2/25/20	Print Name of Consultant/Agent: Farallon Consulting

IMPORTANT: A minimum 24-hour notice must be given to Santa Clara Valley Water District Well Inspection Department prior to installing the annular seal. Call (408) 265-2607, ext. 2660. Please allow 10 working days to process permit application.

5750 Almaden Expressway
San Jose, CA 95118-3686
(408) 265-2600

WELL CONSTRUCTION APPLICATION

FC 158 (03-26-15)

DISTRICT WELL PERMIT NO.: C20200305008

Based on information on this application and attachment(s) hereto (if any) and subject to approval noted below, permission is hereby granted to construct (drill) the described well. Permission to start work may be withheld until a field check verifies all statements made on application by permittee and is also subject to the "General" and "Special" Conditions stated below.

SANTA CLARA COUNTY DEPARTMENT OF ENVIRONMENTAL HEALTH APPROVAL (Water Supply Well Only)

NOTE: Department of Environmental Health approval must be granted before this application will be accepted by Santa Clara Valley Water District.

Approved by: , R.E.H.S	☐ Approved as submitted ☐ Approved as corrected
	Date:

SITE PLAN

A 8½" x 11" paper site plan **must** be attached to this application, including:

1. Location of site features, including major buildings, landscaped areas, tank fields, existing wells, etc.
2. North arrow and scale
3. Location of proposed well with dimensions in feet from well to nearest cross streets.

GENERAL CONDITIONS

A. **District** (telephone 408-265-2607, ext. 2660) **must be notified a minimum of one working day before construction of the annular seal.** An authorized District representative must be on site to witness the construction of the annular seal. This requirement may be waived by an authorized District representative. If the District waives the inspection requirement, the District may request the permittee(s) to furnish certification, under penalty of perjury, that the well was constructed in accordance with the District Well Standards and with the permit conditions.

B. Permittee agrees to construct, operate, and maintain the well according to provisions of the latest District Ordinance and the latest published revisions of District Well Standards to the end that this well will not cause pollution or contamination of groundwater or otherwise jeopardize the health, safety, or welfare of the people of the District.

C. This permit is valid only for the purpose specified herein. Well construction methods authorized under this permit may not be changed except by written approval of an authorized District representative, and only if the District believes that such a change will result in equal or superior compliance with the District and State Well Standards (e.g., if the District representative finds that site conditions warrant such a change).

D. This permit is only valid for the Assessor's Parcel No. indicated on it.

E. This permit may be voided if it contains incorrect information. If the permit is voided after work has begun, the well or boring that was constructed under this permit must be destroyed in accordance with District and State Well Standards.

F. If any work associated with this permit will take place on District property/easement, an encroachment or construction permit must be granted by the District's Community Projects Review Unit (telephone 408-265-2607, ext. 2589).

G. Before the well constructed under this permit can be used as a drinking water source, its use must be approved by the regulatory agency with authority over such use (typically the Santa Clara County Department of Environmental Health or the State of California Department of Public Health). A completed Well Inventory Form must also be approved.

H. If the well constructed under this permit cannot be or is not being used for its intended purpose, permittee is hereby required to destroy the well according to the District Well Standards and under permit from the District. Any test holes drilled under this permit must be destroyed within 24 hours of completion of testing activities. Destruction activities must be completed according to District standards. District must be notified a minimum of 24 hours prior to destruction.

I. Within 30 days of the completion of the well construction activities, the driller or consultant identified on this permit shall fully complete State of California DWR Form 188 and mail the original to the District's Wells and Water Production Unit.

J. The permittee(s) shall assume entire responsibility for all activities and uses under this permit and shall indemnify, defend, and hold the District, its officers, agents, and employees, free and harmless from any and all expense, cost, and liability in connection with or resulting from the granting or exercise of this permit including, but not limited to, property damage, personal injury, and wrongful death.

K. Permittees are required to be in full compliance with Cal/OSHA California Labor Code Section 6300.

L. A current C-57 Water Well Drilling Contractor's License is required for the construction of all wells.

M. Permittee, permittee's contractors, consultants, or agents shall be responsible to assure that all materials or waters generated during drilling, well construction, well development, pump testing, or other activities associated with this permit will be safely handled, properly managed, and disposed of according to all applicable federal, state, and local statutes regulating such. In no case shall these materials and/or waters be allowed to enter, or potentially enter, on- or off-site storm sewers, dry wells, or waterways. Such materials/waters must not be allowed to move off the property where the work is being completed.

N. The driller and consultants (if applicable) shall have an active copy of their Worker's Compensation Insurance on file with District.

O. This permit shall expire if not exercised within 180 calendar days of its approval, unless an extension of the permit expiration date is granted by an authorized District representative.

P. This permit must be kept on site during all activities associated with it and shall immediately be presented to an authorized District representative upon request.

Q. Permittee shall notify Underground Service Alert (USA) at 1-800-227-2600 or 811 prior to any digging.

SPECIAL CONDITIONS

Community Projects Review Unit Approval (if needed):	CPRU Permit No.:
Approved by: Bella Walsh	Date: 3/5/20

Please allow 10 working days to process this application.



LEGEND

- PROPOSED MONITORING WELL LOCATION
- SITE BOUNDARY

NOTES:
1. ALL LOCATIONS ARE APPROXIMATE
2. FIGURES WERE PRODUCED IN COLOR. GRAYSCALE COPIES MAY NOT REPRODUCE ALL ORIGINAL INFORMATION.

FARALLON CONSULTING

Washington
Issaquah | Bellingham | Seattle

Oregon
Portland | Baker City

California
Oakland | Folsom | Irvine

Quality Service for Environmental Solutions | farallonconsulting.com

FIGURE

SITE PLAN SHOWING PROPOSED MONITORING WELL LOCATIONS
1055 COMMERCIAL COURT
SAN JOSE, CALIFORNIA

FARALLON PN: 1071-047

Drawn By: gfisco | Checked By: SA | Date: 2/17/2020 | Disc Reference:

Path: Q:\Projects\1071 Prologis\047 1055 Commercial Ct\Mapfiles\CommercialCt\CommercialCt.aprx

OLOGIS TARGETED U.S. LOGISITICS

N 241-10-002
055 COMMERCIAL COURT
SAN JOSE, CA 95112

Valley Water

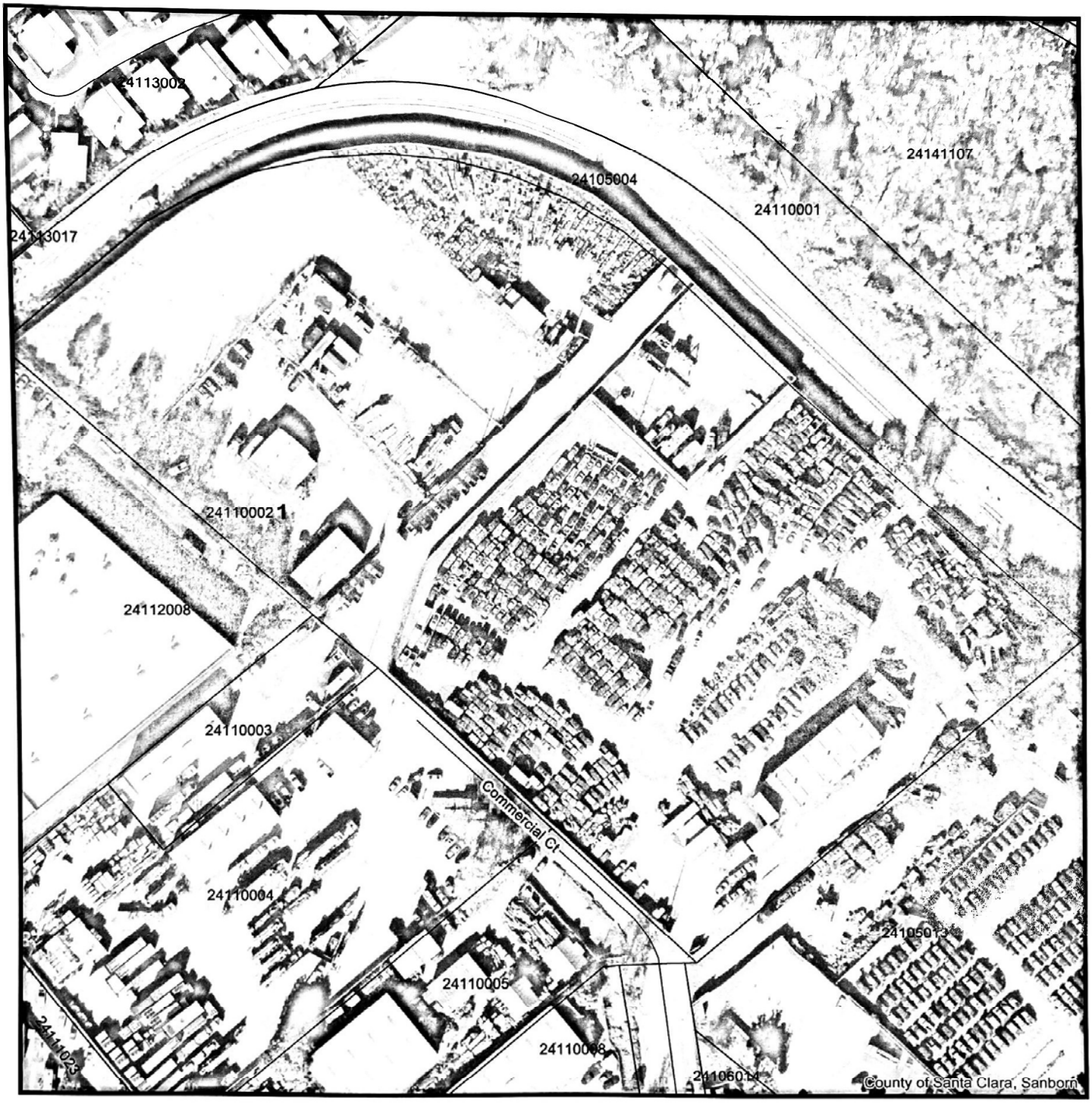

Approximate Scale

0 400 800 Feet

Parcels

Wells

- A01: Water Supply - Active
- IS01: Water Supply - Inactive
- A02: Extraction (Env) - Active
- I02: Extraction (Env) - Inactive
- I: Other - Inactive
- B: Abandoned
- D: Destroyed

ID	CONSULTANT	PERMIT	WELLID	WELLSTATUS
1		83D0111	06S01E32F001	D

Santa Clara Valley Water District

5750 Almaden Expressway
San Jose, CA 95118-3686
(408) 265-2600

WELL CONSTRUCTION APPLICATION

FC 158 (03-26-15)
Page 1 of 2

TO BE COMPLETED BY DISTRICT

District Permit No.: C20200305009	Date Issued: 3/5/20	Well Registration No.:
Geologic Setting: 1	Expiration Date: 3/5/21	Driller's Log No.:

TO BE COMPLETED BY OWNER AND DRILLER

Well Owner: Prologis Targeted U.S. Logistics Fund	Property Owner: Prologis Targeted U.S. Logistics Fund	Name of Business at Well Site: Pick N Pull (various others)
Well Owner's Mailing Address: Pier 1, Bay 1 City, State, Zip San Francisco, CA 94111	Property Owner's Mailing Address: Pier 1, Bay 1 City, State, Zip San Francisco, CA 94111	**Address of Well Site:** 1055 Commercial Court City, State, Zip San Jose, CA 95112
Telephone No. & Contact Name: 415-733-9411 - Julia Smith	Telephone No. & Contact Name: 415-733-9411 - Julia Smith	Telephone No.: 415-733-9411 - Julia Smith

Owner's/Consultant's Well No.: MW-9 | Assessor's Parcel No. of **Well Site**: Book 241 Page 10 Parcel 002

Consultant (Company): Parallon Consulting	Drilling Company: Cascade Drilling	
Address: 330 Franklin Street, Suite 200 City, State, Zip Oakland, CA 94607	Address: 120 South 23rd Street City, State, Zip Richmond, CA 94804	
Telephone No.: 510-879-6800	Telephone No.: 510-478-0858	C-57 License No.: 938110
☒ Check if address or phone number has changed	☐ Check if address or phone number has changed	

THIS SECTION TO BE COMPLETED FOR ALL MONITORING WELLS OR EXTRACTION/RECOVERY WELLS

Case Name/No.:	Caseworker Name:
Oversight Agency:	Caseworker Telephone No.:

Signature of Responsible Professional | Date: 2/25/20 | Gavin Polite Pisco (Print Name) | (No substitution of signature will be accepted)

Civil Engineer Registration No. | OR | Geologist Registration No.: 9357

Estimated Depth of Completed Well: ☒ Less than 50 feet ☐ 50 to 300 feet ☐ Over 300 feet ☐ Other:

Well is to be constructed: ☐ In a public sidewalk ☐ In a public road ☐ On public property ☒ On private property ☐ On District property/easement*
*See General Condition F, page 2

WELL TYPE/USE	☐ WATER PRODUCTION	☒ MONITORING	☐ REMEDIATION	☐ DEWATERING	☐ HEAT EXCHANGE	☐ INJECTION	☐ CATHODIC PROTECTION	☐ OTHER
	☐ Agricultural ☐ Domestic ☐ Industrial ☐ Municipal	☒ GW Level ☒ GW Quality ☐ Inclinometer ☐ Vapor ☐ Other	☐ Air Sparge ☐ GW Extraction ☐ Material Emplacement ☐ Vapor Extraction ☐ Other	☐ Permanent ☐ Temporary	☐ Closed Loop ☐ Open Loop	☐ Groundwater Cleanup Reinjection ☐ Stormwater ☐ Water Supply Recharge ☐ Other	MAR 03 2020	

Other wells exist on this property? ☐ Yes ☒ No If yes, status: ☐ Active ☐ Inactive ☐ Abandoned

SIGNATURES

I understand and agree that all work associated with this permit is required to be done in accordance with Santa Clara Valley Water District (District) Well Ordinance 90-1, the District Well Standards, and the conditions of this permit (see page 2). I certify that the information given in this permit is correct to the best of my knowledge and that the signature below, whether original, electronic, or photocopied, is authorized and valid, and is affixed with the intent to be enforceable. I also certify that a right of entry/encroachment agreement has been formalized between the well owner and property owner, if parties differ. I also understand that it is my responsibility, as the well owner, to notify the District of any changes in the purpose of this well, from which, is indicated on this application.

Signature of Property Owner/Agent:	Date: 2-24-20	Print Name of Property Owner/Agent: Prologis Inc Julia Smith
Signature of Well Owner/Agent:	Date: 2-24-20	Print Name of Well Owner/Agent: Prologis Inc Julia Smith
Signature of Well Driller/Agent: Rick Alacartado	Date: 2/25/20	Print Name of Driller/Agent: Cascade Drilling
Signature of Consultant/Agent:	Date: 2/25/20	Print Name of Consultant/Agent: Farallon Consulting

IMPORTANT: A minimum 24-hour notice must be given to Santa Clara Valley Water District Well Inspection Department prior to installing the annular seal. Call (408) 265-2607, ext. 2660. Please allow 10 working days to process permit application.

5750 Almaden Expressway
San Jose, CA 95118-3686
(408) 265-2600

WELL CONSTRUCTION APPLICATION

FC 158 (03-26-15)

DISTRICT WELL PERMIT NO.: C20200305009

Based on information on this application and attachment(s) hereto (if any) and subject to approval noted below, permission is hereby granted to construct (drill) the described well. Permission to start work may be withheld until a field check verifies all statements made on application by permittee and is also subject to the "General" and "Special" Conditions stated below.

SANTA CLARA COUNTY DEPARTMENT OF ENVIRONMENTAL HEALTH APPROVAL (Water Supply Well Only)

NOTE: Department of Environmental Health approval must be granted before this application will be accepted by Santa Clara Valley Water District.

Approved by: , R.E.H.S	☐ Approved as submitted ☐ Approved as corrected
	Date:

SITE PLAN

A 8½" x 11" paper site plan **must** be attached to this application, including:

1. Location of site features, including major buildings, landscaped areas, tank fields, existing wells, etc.
2. North arrow and scale
3. Location of proposed well with dimensions in feet from well to nearest cross streets.

GENERAL CONDITIONS

A. **District** (telephone 408-265-2607, ext. 2660) **must be notified a minimum of one working day before construction of the annular seal.** An authorized District representative must be on site to witness the construction of the annular seal. This requirement may be waived by an authorized District representative. If the District waives the inspection requirement, the District may request the permittee(s) to furnish certification, under penalty of perjury, that the well was constructed in accordance with the District Well Standards and with the permit conditions.

B. Permittee agrees to construct, operate, and maintain the well according to provisions of the latest District Ordinance and the latest published revisions of District Well Standards to the end that this well will not cause pollution or contamination of groundwater or otherwise jeopardize the health, safety, or welfare of the people of the District.

C. This permit is valid only for the purpose specified herein. Well construction methods authorized under this permit may not be changed except by written approval of an authorized District representative, and only if the District believes that such a change will result in equal or superior compliance with the District and State Well Standards (e.g., if the District representative finds that site conditions warrant such a change).

D. This permit is only valid for the Assessor's Parcel No. indicated on it.

E. This permit may be voided if it contains incorrect information. If the permit is voided after work has begun, the well or boring that was constructed under this permit must be destroyed in accordance with District and State Well Standards.

F. If any work associated with this permit will take place on District property/easement, an encroachment or construction permit must be granted by the District's Community Projects Review Unit (telephone 408-265-2607, ext. 2589).

G. Before the well constructed under this permit can be used as a drinking water source, its use must be approved by the regulatory agency with authority over such use (typically the Santa Clara County Department of Environmental Health or the State of California Department of Public Health). A completed Well Inventory Form must also be approved.

H. If the well constructed under this permit cannot be or is not being used for its intended purpose, permittee is hereby required to destroy the well according to the District Well Standards and under permit from the District. Any test holes drilled under this permit must be destroyed within 24 hours of completion of testing activities. Destruction activities must be completed according to District standards. District must be notified a minimum of 24 hours prior to destruction.

I. Within 30 days of the completion of the well construction activities, the driller or consultant identified on this permit shall fully complete State of California DWR Form 188 and mail the original to the District's Wells and Water Production Unit.

J. The permittee(s) shall assume entire responsibility for all activities and uses under this permit and shall indemnify, defend, and hold the District, its officers, agents, and employees, free and harmless from any and all expense, cost, and liability in connection with or resulting from the granting or exercise of this permit including, but not limited to, property damage, personal injury, and wrongful death.

K. Permittees are required to be in full compliance with Cal/OSHA California Labor Code Section 6300.

L. A current C-57 Water Well Drilling Contractor's License is required for the construction of all wells.

M. Permittee, permittee's contractors, consultants, or agents shall be responsible to assure that all materials or waters generated during drilling, well construction, well development, pump testing, or other activities associated with this permit will be safely handled, properly managed, and disposed of according to all applicable federal, state, and local statutes regulating such. In no case shall these materials and/or waters be allowed to enter, or potentially enter, on- or off-site storm sewers, dry wells, or waterways. Such materials/waters must not be allowed to move off the property where the work is being completed.

N. The driller and consultants (if applicable) shall have an active copy of their Worker's Compensation Insurance on file with District.

O. This permit shall expire if not exercised within 180 calendar days of its approval, unless an extension of the permit expiration date is granted by an authorized District representative.

P. This permit must be kept on site during all activities associated with it and shall immediately be presented to an authorized District representative upon request.

Q. Permittee shall notify Underground Service Alert (USA) at 1-800-227-2600 or 811 prior to any digging.

SPECIAL CONDITIONS

Community Projects Review Unit Approval (if needed):	CPRU Permit No.:
Approved by: Belen Avalos	Date: 3/5/20

Please allow 10 working days to process this application.



LEGEND

- PROPOSED MONITORING WELL LOCATION
- SITE BOUNDARY

NOTES:
1. ALL LOCATIONS ARE APPROXIMATE
2. FIGURES WERE PRODUCED IN COLOR. GRAYSCALE COPIES MAY NOT REPRODUCE ALL ORIGINAL INFORMATION.

FARALLON CONSULTING
Quality Service for Environmental Solutions | farallonconsulting.com

Washington
Issaquah | Bellingham | Seattle

Oregon
Portland | Baker City

California
Oakland | Folsom | Irvine

FIGURE

SITE PLAN SHOWING PROPOSED MONITORING WELL LOCATIONS
1055 COMMERCIAL COURT
SAN JOSE, CALIFORNIA

FARALLON PN: 1071-047

Drawn By: gfisco | Checked By: SA | Date: 2/17/2020 | Disc Reference:
Path: Q:\Projects\1071 Prologis\047 1055 Commercial Ct\Mapfiles\CommercialCt\CommercialCt.aprx

...OLOGIS TARGETED U.S. LOGISITICS

...PN 241-10-002
1055 COMMERCIAL COURT
SAN JOSE, CA 95112

Valley Water

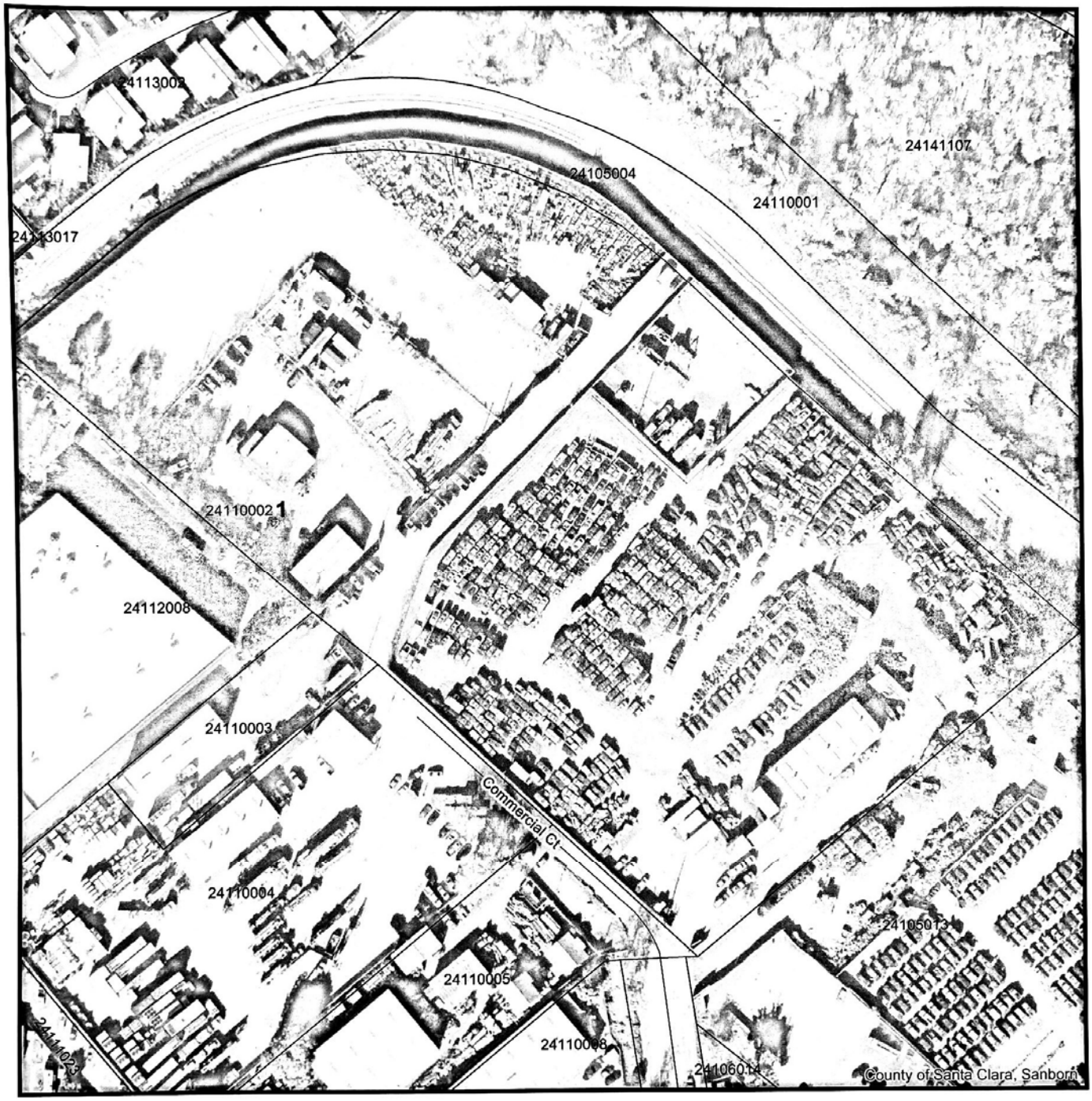

Approximate Scale

0 — 400 — 800 Feet

Parcels

Wells

- A01: Water Supply - Active
- IS01: Water Supply - Inactive
- A02: Extraction (Env) - Active
- I02: Extraction (Env) - Inactive
- I: Other - Inactive
- B: Abandoned
- D: Destroyed

ID	CONSULTANT	PERMIT	WELLID	WELLSTATUS
1		83D0111	06S01E32F001	D

Santa Clara Valley Water District

5750 Almaden Expressway
San Jose, CA 95118-3686
(408) 265-2600

WELL CONSTRUCTION APPLICATION

FC 158 (03-26-15)
Page 1 of 2

TO BE COMPLETED BY DISTRICT

District Permit No.: C2020030501D	Date Issued: 3/5/20	Well Registration No.:
Geologic Setting: 1	Expiration Date: 3/5/21	Driller's Log No.:

TO BE COMPLETED BY OWNER AND DRILLER

Well Owner: Prologis Targeted U.S. Logistics Fund	Property Owner: Prologis Targeted U.S. Logistics Fund	Name of Business at Well Site: Pick N Pull (various others)
Well Owner's Mailing Address: Pier 1, Bay 1 City, State, Zip San Francisco, CA 94111	Property Owner's Mailing Address: Pier 1, Bay 1 City, State, Zip San Francisco, CA 94111	**Address of Well Site:** 1055 Commercial Court City, State, Zip San Jose, CA 95112
Telephone No. & Contact Name: 415-733-9411 - Julia Smith	Telephone No. & Contact Name: 415-733-9411 - Julia Smith	Telephone No.: 415-733-9411 - Julia Smith

Owner's/Consultant's Well No.: MW-10 | Assessor's Parcel No. of Well Site: Book 241 Page 10 Parcel 002

Consultant (Company): Farallon Consulting	Drilling Company: Cascade Drilling	
Address: 330 Franklin Street, Suite 200 City, State, Zip Oakland, CA 94607	Address: 120 South 23rd Street City, State, Zip Richmond, CA 94804	
Telephone No.: 510-879-6800	Telephone No.: 510-478-0858	C-57 License No.: 938110
☒ Check if address or phone number has changed	☐ Check if address or phone number has changed	

THIS SECTION TO BE COMPLETED FOR ALL MONITORING WELLS OR EXTRACTION/RECOVERY WELLS

Case Name/No.:	Caseworker Name:
Oversight Agency:	Caseworker Telephone No.:

Signature of Responsible Professional | Date: 2/25/20 | Print Name: Gavin Polite Fisco (No substitution of signature will be accepted)

Civil Engineer Registration No. | OR | Geologist Registration No.: 9357

Estimated Depth of Completed Well: ☒ Less than 50 feet ☐ 50 to 300 feet ☐ Over 300 feet ☐ Other:

Well is to be constructed: ☐ In a public sidewalk ☐ In a public road ☐ On public property ☒ On private property ☐ On District property/easement*
*See General Condition F, page 2

WELL TYPE/USE	☐ Water Production	☒ Monitoring	☐ Remediation	☐ Dewatering	☐ Heat Exchange	☐ Injection	☐ Cathodic Protection	☐ Other
	☐ Agricultural ☐ Domestic ☐ Industrial ☐ Municipal	☒ GW Level ☒ GW Quality ☐ Inclinometer ☐ Vapor ☐ Other	☐ Air Sparge ☐ GW Extraction ☐ Material Emplacement ☐ Vapor Extraction ☐ Other	☐ Permanent ☐ Temporary	☐ Closed Loop ☐ Open Loop	☐ Groundwater Cleanup Reinjection ☐ Stormwater ☐ Water Supply Recharge ☐ Other		

Other wells exist on this property? ☐ Yes ☒ No If yes, status: ☐ Active ☐ Inactive ☐ Abandoned

SIGNATURES

I understand and agree that all work associated with this permit is required to be done in accordance with Santa Clara Valley Water District (District) Well Ordinance 90-1, the District Well Standards, and the conditions of this permit (see page 2). I certify that the information given in this permit is correct to the best of my knowledge and that the signature below, whether original, electronic, or photocopied, is authorized and valid, and is affixed with the intent to be enforceable. I also certify that a right of entry/encroachment agreement has been formalized between the well owner and property owner, if parties differ. I also understand that it is my responsibility, as the well owner, to notify the District of any changes in the purpose of this well, from which, is indicated on this application.

Signature of Property Owner/Agent:	Date: 2-24-20	Print Name of Property Owner/Agent: Prologis Inc Julia Smith
Signature of Well Owner/Agent::	Date:	Print Name of Well Owner/Agent: Prologis Inc Julia Smith
Signature of Well Driller/Agent: Rick Alacartado	Date: 2/25/20	Print Name of Driller/Agent: Cascade Drilling
Signature of Consultant/Agent:	Date: 2/25/20	Print Name of Consultant/Agent: Farallon Consulting

IMPORTANT: A minimum 24-hour notice must be given to Santa Clara Valley Water District Well Inspection Department prior to installing the annular seal. Call (408) 265-2607, ext. 2660. Please allow 10 working days to process permit application.

Santa Clara Valley Water District
5750 Almaden Expressway
San Jose, CA 95118-3686
(408) 265-2600

WELL CONSTRUCTION APPLICATION

FC 158 (03-26-15)

DISTRICT WELL PERMIT NO.: C20200305010

Based on information on this application and attachment(s) hereto (if any) and subject to approval noted below, permission is hereby granted to construct (drill) the described well. Permission to start work may be withheld until a field check verifies all statements made on application by permittee and is also subject to the "General" and "Special" Conditions stated below.

SANTA CLARA COUNTY DEPARTMENT OF ENVIRONMENTAL HEALTH APPROVAL (Water Supply Well Only)

NOTE: Department of Environmental Health approval must be granted before this application will be accepted by Santa Clara Valley Water District.

Approved by:	☐ Approved as submitted ☐ Approved as corrected
, R.E.H.S	Date:

SITE PLAN

A 8½" x 11" paper site plan must be attached to this application, including:

1. Location of site features, including major buildings, landscaped areas, tank fields, existing wells, etc.
2. North arrow and scale
3. Location of proposed well with dimensions in feet from well to nearest cross streets.

GENERAL CONDITIONS

A. **District** (telephone 408-265-2607, ext. 2660) **must be notified a minimum of one working day before construction of the annular seal.** An authorized District representative must be on site to witness the construction of the annular seal. This requirement may be waived by an authorized District representative. If the District waives the inspection requirement, the District may request the permittee(s) to furnish certification, under penalty of perjury, that the well was constructed in accordance with the District Well Standards and with the permit conditions.

B. Permittee agrees to construct, operate, and maintain the well according to provisions of the latest District Ordinance and the latest published revisions of District Well Standards to the end that this well will not cause pollution or contamination of groundwater or otherwise jeopardize the health, safety, or welfare of the people of the District.

C. This permit is valid only for the purpose specified herein. Well construction methods authorized under this permit may not be changed except by written approval of an authorized District representative, and only if the District believes that such a change will result in equal or superior compliance with the District and State Well Standards (e.g., if the District representative finds that site conditions warrant such a change).

D. This permit is only valid for the Assessor's Parcel No. indicated on it.

E. This permit may be voided if it contains incorrect information. If the permit is voided after work has begun, the well or boring that was constructed under this permit must be destroyed in accordance with District and State Well Standards.

F. If any work associated with this permit will take place on District property/easement, an encroachment or construction permit must be granted by the District's Community Projects Review Unit (telephone 408-265-2607, ext. 2589).

G. Before the well constructed under this permit can be used as a drinking water source, its use must be approved by the regulatory agency with authority over such use (typically the Santa Clara County Department of Environmental Health or the State of California Department of Public Health). A completed Well Inventory Form must also be approved.

H. If the well constructed under this permit cannot be or is not being used for its intended purpose, permittee is hereby required to destroy the well according to the District Well Standards and under permit from the District. Any test holes drilled under this permit must be destroyed within 24 hours of completion of testing activities. Destruction activities must be completed according to District standards. District must be notified a minimum of 24 hours prior to destruction.

I. Within 30 days of the completion of the well construction activities, the driller or consultant identified on this permit shall fully complete State of California DWR Form 188 and mail the original to the District's Wells and Water Production Unit.

J. The permittee(s) shall assume entire responsibility for all activities and uses under this permit and shall indemnify, defend, and hold the District, its officers, agents, and employees, free and harmless from any and all expense, cost, and liability in connection with or resulting from the granting or exercise of this permit including, but not limited to, property damage, personal injury, and wrongful death.

K. Permittees are required to be in full compliance with Cal/OSHA California Labor Code Section 6300.

L. A current C-57 Water Well Drilling Contractor's License is required for the construction of all wells.

M. Permittee, permittee's contractors, consultants, or agents shall be responsible to assure that all materials or waters generated during drilling, well construction, well development, pump testing, or other activities associated with this permit will be safely handled, properly managed, and disposed of according to all applicable federal, state, and local statutes regulating such. In no case shall these materials and/or waters be allowed to enter, or potentially enter, on- or off-site storm sewers, dry wells, or waterways. Such materials/waters must not be allowed to move off the property where the work is being completed.

N. The driller and consultants (if applicable) shall have an active copy of their Worker's Compensation Insurance on file with District.

O. This permit shall expire if not exercised within 180 calendar days of its approval, unless an extension of the permit expiration date is granted by an authorized District representative.

P. This permit must be kept on site during all activities associated with it and shall immediately be presented to an authorized District representative upon request.

Q. Permittee shall notify Underground Service Alert (USA) at 1-800-227-2600 or 811 prior to any digging.

SPECIAL CONDITIONS

Community Projects Review Unit Approval (if needed):	CPRU Permit No.:
Approved by: Bela Arvelo	Date: 3/5/20

Please allow 10 working days to process this application.

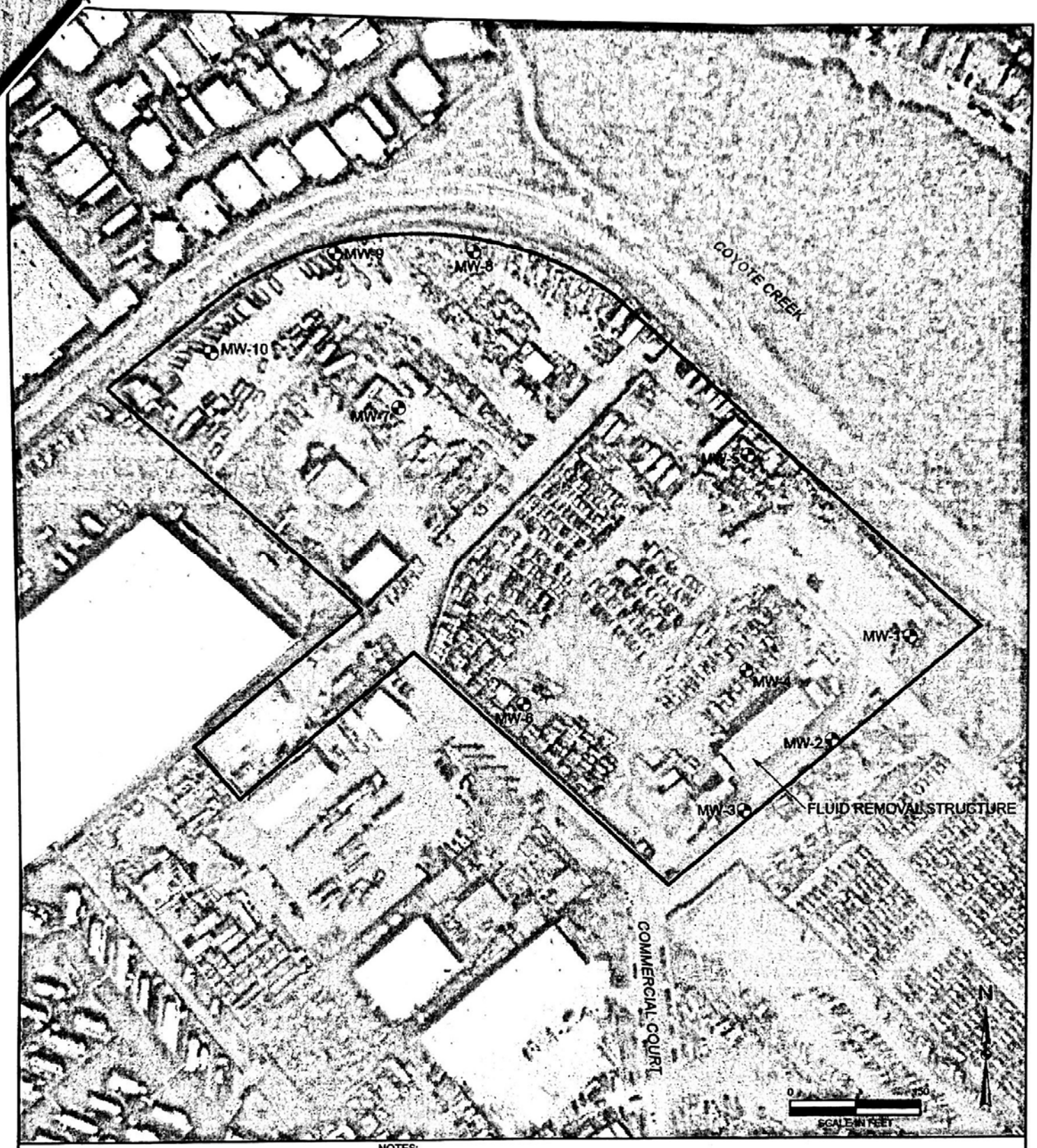

LEGEND

- PROPOSED MONITORING WELL LOCATION
- SITE BOUNDARY

NOTES:
1. ALL LOCATIONS ARE APPROXIMATE
2. FIGURES WERE PRODUCED IN COLOR. GRAYSCALE COPIES MAY NOT REPRODUCE ALL ORIGINAL INFORMATION.

FARALLON CONSULTING

Washington
Issaquah | Bellingham | Seattle

Oregon
Portland | Baker City

California
Oakland | Folsom | Irvine

Quality Service for Environmental Solutions | farallonconsulting.com

FIGURE

SITE PLAN SHOWING PROPOSED MONITORING WELL LOCATIONS
1055 COMMERCIAL COURT
SAN JOSE, CALIFORNIA

FARALLON PN: 1071-047

Drawn By: gfisco | Checked By: SA | Date: 2/17/2020 | Disc Reference:
Path: Q:\Projects\1071 Prologis\047 1055 Commercial Ct\Mapfiles\CommercialCt\CommercialCt.aprx

LOGIS TARGETED U.S. LOGISITICS

N 241-10-002
055 COMMERCIAL COURT
SAN JOSE, CA 95112

Valley Water

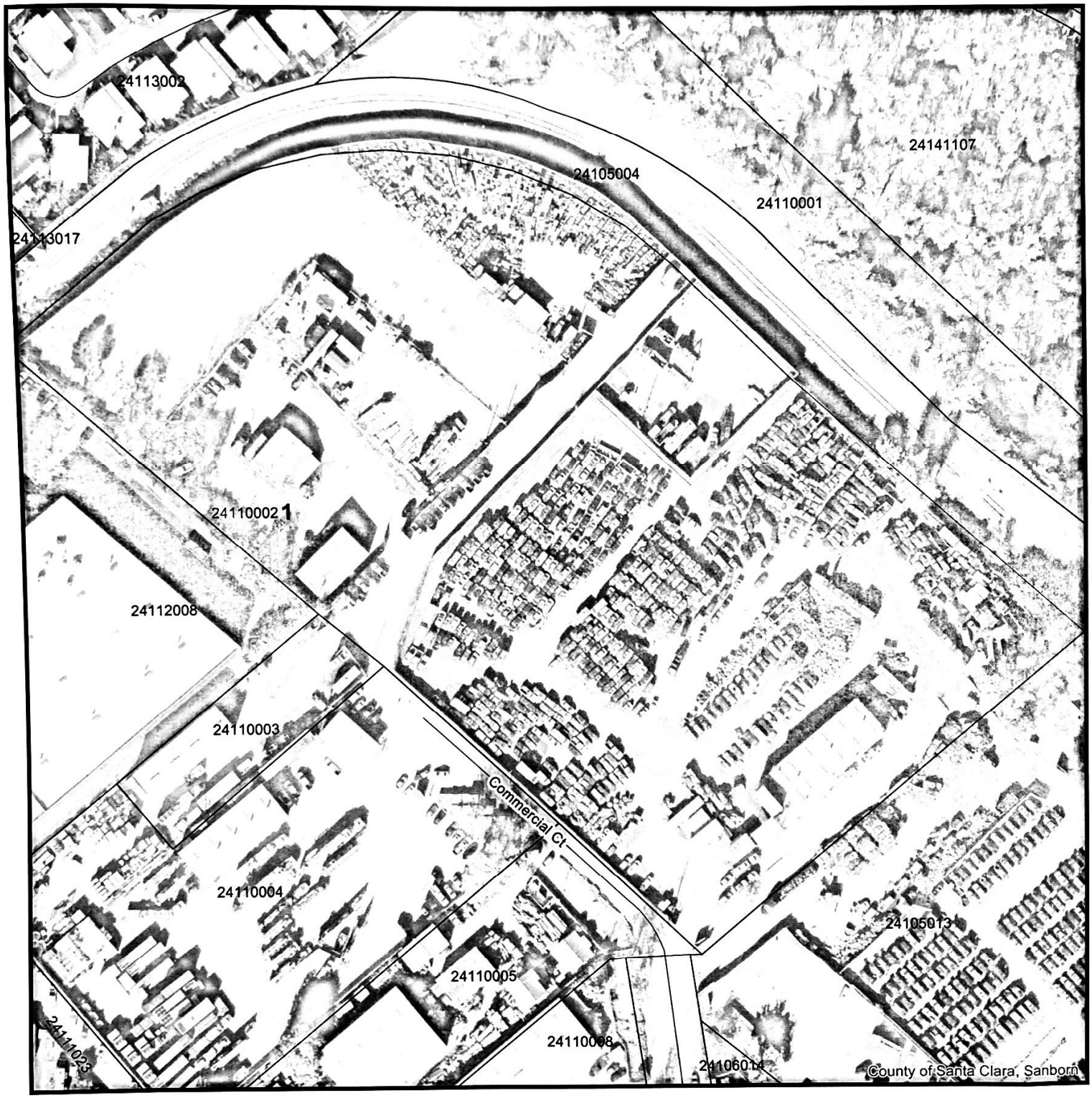

Approximate Scale

0 400 800 Feet

Parcels

Wells

A01: Water Supply - Active

IS01: Water Supply - Inactive

A02: Extraction (Env) - Active

I02: Extraction (Env) - Inactive

I: Other - Inactive

B: Abandoned

D: Destroyed

N W E S

ID	CONSULTANT	PERMIT	WELLID	WELLSTATUS
1		83D0111	06S01E32F001	D

Soil Gas Sampling Data

Sample ID	Canister ID	Manifold ID	Shut-In Test Start Time	Shut-In Test Starting Pressure	Shut-In Test End Time	Shut-In Test Ending Pressure	Pass?	Purge Start Time	Purge End Time	Sample Start Time	Sample Starting Pressure	Sample End Time	Sample End Pressure
SV-1-5.0	A12167	E82	0728	-26	0729	-26	Yes	0729	0734	0734	-26	0741	-5
SV-1-8.0	8376	E121	0720	-28	0720	-28	Yes	0720	0725	0725	-28	0732	-5
SV-2-5.0	8219	E99	0942	-29	0942	-29	Yes	0942	0947	0947	-29	0954	-5
SV-2-8.0	A12186	E69	0937	-27	0937	-27	Yes	0937	0942	0942	-27	0949	-5
SV-3-5.0	8475	E146	0846	-26	0847	-26	Yes	0847	0852	0852	-26	0859	-5
SV-4-5.0	N3952	E32	0801	-29	0802	-29	Yes	0802	0807	0807	-29	0814	-5
SV-4-8.0	8244	E78	0754	-30	0755	-30	Yes	0755	0800	0800	-30	0807	-5
SV-5-5.0	N3974	E4	1006	-27	1007	-27	Yes	1007	1012	1012	-27	1019	-5
SV-5-10.0	R3555	E28	1002	-29	1003	-29	Yes	1003	1008	1008	-29	1015	-5
SV-6-5.0	8243	E22	0911	-28	0912	-28	Yes	0912	0917	0917	-28	0924	-5
SV-6-10.0	N39917	E55	0910	-29	0911	-29	Yes	0911	0916	0916	-29	0923	-5
SV-7-5.0	A11718	E41	0827	-28	0828	-28	Yes	0828	0833	0833	-28	0840	-5
SV-7.10.0	N3977	E136	0821	-26	0822	-26	Yes	0822	0827	0827	-26	0834	-5

T.O.C. - Top of Casing
VOLUME: GAL. PER LIN./FT.
2 IN.=0.17 6 IN.=1.5
3 IN.=0.38 8 IN.=2.51
4 IN.=0.66

CASCADE DRILLING

Development / Purge Record

Date 4-4-2022 Project # 109-22-1036 Facallon Site San Jose Pick and Pull

Well I.D. # MW-1 Water Level T.O.C. 13.36 Ft. Total Depth 25.40 Ft.

Set Up 8:30 Well Dia. 2 In. Water Column Height 12.04 Ft. Casing Volume 2.0 Gal.

TIME	GAL. PURGED	TEMP	COND. X	pH	TURB.	T.DS	DTW	OTHER ORP
10:00	15	Start Pumping						
10:05	20	18.5	1721	7.24	+1000	1240	13.46	
10:10	25	18.9	1695	7.00	+1000	1226	15.35	161
10:15	30	19	1690	6.82	+1000	1221	15.96	159
10:20	35	19.	1687	6.82	957	1218	16:00	164
10:25	40	19.2	1683	6.82	502	1214	16.06	162
10:30	45	19.2	1670	6.86	107	1205	15.51	157
10:45	50	19.5	1681	6.92	47.6	1206	14.45	146
10:55	55	19.5	1682	6.93	26.5	1198	14.34	125
11:05	60	20	1652	6.93	18.4	1188	14.31	121
11:15	65	20.1	1662	6.94	9.21	1189	14.30	87
							14.31	58

Comments: 9:00 Bail 5Gal - 9:10 Surge Well - 9:25 Bail 5 Gal
9:35 Surge Well 10:45 Bail 10:25 cover Purge Rate .5GPM

Data Collected By: Chad Fisher

T.O.C. - Top of Casing
VOLUME: GAL. PER LIN./FT.
2 IN.=0.17 6 IN.=1.5
3 IN.=0.38 8 IN.=2.51
4 IN.=0.66

CASCADE DRILLING

Development / Purge Record

Date 4-4-2022 Project # 109-22-1036 Earallar Site San Jose Pick and Pull

Well I.D. # MW-2 Water Level T.O.C. 15.25 Ft. Total Depth 28.00 Ft.

Set Up 12:00 Well Dia. 2 In. Water Column Height 12.75 Ft. Casing Volume 2.1 Gal.

TIME	GAL. PURGED	TEMP	COND. X vs	pH	TURB.	T.D.S	DTW	OTHER ORP
13:20	15	Start Pumping					15.69	
13:25	20	19.2	1197	7.18	>1000	856.1	17.20	156
13:30	25	19.1	1149	7.14	>1000	816.0	17.86	147
13:35	30	19	1130	7.08	>1000	801.3	18.00	141
13:45	35	19	1131	7.03	247	807.1	18.33	101
13:55	40	19.1	1125	7.00	72.5	798.1	18.34	30
14:05	45	18.9	1127	6.99	31.5	805.1	18.34	14
14:15	50	19.0	1128	6.99	22.1	802.2	18.34	7
14:25	55	19.4	1132	6.98	7.57	802.6	18.34	-3

Comments: 12:00 Bail 5 Gal - 12:25 Surge Well 12:40 Bail 5 Gal 12:55 Surge Well 13:05 Bail 5 Gal 13:35 Lower pump Rate .5GPM

Data Collected By: Chad Ar

T.O.C. - Top of Casing
VOLUME: GAL. PER LIN./FT.
2 IN.=0.17 6 IN.=1.5
3 IN.=0.38 8 IN.=2.51
4 IN.=0.66

CASCADE DRILLING

Development / Purge Record

Date 4-5-22 Project # 109-22-1036 Site San Jose Pickard Pull

Well I.D. # MW-3 Water Level T.O.C. 20.29 Ft. Total Depth 25.20 Ft.

Set Up 7:30 Well Dia. 2 In. Water Column Height 8.91 Ft. Casing Volume 1.5 Gal.

TIME	GAL. PURGED	TEMP	COND. X	pH	TURB.	T.D.S	DTW	OTHER ORP
8:45	14.5	SBA Pump					17.30	
8:55	19.5	20	2116	7.10	+1000	1561	18.00	194
9:05	24.5	20	2126	7.00	775	1565	18.01	104
9:15	29.5	19.9	2122	6.89	302	1562	18.01	12
9:25	34.5	19.8	2120	6.89	54.1	1560	18.01	8
9:35	39.5	20	2129	6.89	26.2	1566	18.01	-11
9:45	44.5	19.9	2128	6.89	15.4	1563	18.01	-9
9:55	49.5	19.9	2123	6.93	12.2	1561	18.01	-6
10:00	52	16.3	2109	7.05	7.42	1561	18.00	-5

Comments: Bail .5 Gal 7:40 Surge Well Bail 5 Gal
8:10 Surge well 8:25 Bail 9 Gal Pump at .5 GPM

Data Collected By: CM

T.O.C. - Top of Casing
VOLUME: GAL. PER LIN./FT.
2 IN.=0.17 6 IN.=1.5
3 IN.=0.38 8 IN.=2.51
4 IN.=0.66

CASCADE DRILLING

Development / Purge Record

Date 4-4-2022 Project # 109-22-1036 Site San Jose Pick and Pull

Well I.D. # MW-6 Water Level T.O.C. 18.75 Ft. Total Depth 20.40 Ft.

Set Up 1500 Well Dia. 2 In. Water Column Height 1.65 Ft. Casing Volume .2 Gal.

TIME	GAL. PURGED	TEMP	COND. X	pH	TURB.	T.D. 5	DTW	OTHER ORP
11:05	1.5	Start Pumping	—	—	—	—	18.90	—
11:10	—	19.6	3114	7.54	+1000	2355	19.15	55
11:20	—	19.1	3173	6.74	+1000	2393	19.25	-55
11:30	2	20	3322	6.71	+1000	2523	20.00	-65
11:40	—	20.9	3708	6.64	571	2833	20.40	-68
11:50	—	20.9	3791	6.68	180	2904	20.40	-66
12:00	3	20.9	3783	6.81	82.1	2919	20.40	-61
12:10	—	22	3792	6.74	47.9	2899	20.40	-64
12:30	4	22.2	3837	6.68	24.8	2925	20.40	-53
12:50	—	23	3819	6.62	17.7	2931	20.40	-59
13:10	5	23.2	3815	6.64	12.6	2911	20.40	-54
13:20	—	23.3	3796	6.67	9.3	2892	20.40	-64

Comments: 15:07 Surge well 15:22 Bail well 5 DTW = 18.79
10:40 Surge well

Data Collected By: _____

T.O.C. - Top of Casing
VOLUME: GAL. PER LIN./FT.
2 IN.=0.17 6 IN.=1.5
3 IN.=0.38 8 IN.=2.51
4 IN.=0.66

CASCADE DRILLING

Development / Purge Record

Date 4-5-22 Project # 109-22-1036 Site San Jose Pickard Pit

Well I.D. # MW-4 Water Level T.O.C. 15.46 Ft. Total Depth 26.20 Ft.

Set Up 13:30 Well Dia. 2 In. Water Column Height _____ Ft. Casing Volume _____ Gal.

TIME	GAL. PURGED	TEMP	COND. X	pH	TURB.	T.D. 5	DTW	OTHER ORP
14:50	10	Shut	Down	/	/	/	15.75	/
15:00	15	21.8	1987	6.80	+1000	1468	20.50	102
15:10	20	20.6	1970	7.01	+1000	1435	17.30	63
15:20	25	20.4	1952	6.87	+1000	1427	17.32	36
15:30	30	20.3	1952	6.79	244	1425	17.40	33
15:40	35	20.2	1948	6.85	21.7	1422	17.41	14
15:50	40	20.1	1950	6.88	4.76	1423	17.40	5

Comments: 13:45 Surge Well - 14:00 Bail Well 5 Gal - @ 14:10 Surge Well 14:25 Bail 5 Gal

Data Collected By: _____

T.O.C. - Top of Casing
VOLUME: GAL. PER LIN./FT.
2 IN.=0.17 6 IN.=1.5
3 IN.=0.38 8 IN.=2.51
4 IN.=0.66

CASCADE DRILLING

Development / Purge Record

Date 4-6-22 Project # 109-22-1036 Site San Jose CA

Well I.D. # MW-5 Water Level T.O.C. 16.79 Ft. Total Depth 29.00 Ft.

Set Up 7:30 Well Dia. 2 In. Water Column Height 12.21 Ft. Casing Volume 2-0 Gal.

TIME	GAL. PURGED	TEMP	COND. X	pH	TURB.	T.D.S	DTW	OTHER ORP
9:05	11	Start	Pumpin	—	—	—	16.35	—
9:15	16	20.	2296	7.81	+1000	1705	18.71	124
9:25	21	19.0	2338	7.00	+1000	1737	19.60	-35
9:35	24	19.5	2346	6.86	+1000	1742	20.05	-41
9:45	29	19.	2323	6.85	+1000	1740	24.75	-46
9:55	34	18.9	2327	6.84	+1000	1724	24.75	-64
10:05	39	18.6	2323	6.92	792	1722	24.75	-38
10:15	44	18.5	2312	6.77	677	1712	24.75	-47
10:25	49	18.4	2306	6.80	336	1709	24.75	-54
10:35	54	18.3	2312	6.79	170	1711	24.75	-52
10:45	59	19.1	2319	6.80	124	1718	24.75	-52
10:55	64	19.2	2325	6.80	75.8	1721	24.75	-53
11:05	69	19.1	2323	6.77	28.3	1717	24.75	-54
11:15	74	19.4	2320	6.77	13.2	1718	24.75	-48
1120	76.5	19.5	2321	6.74	8.3	1716	24.75	-49

Comments: Bail 1 Gal 8:05 Surge Well 8:20 Bail 5 Gal 8:35 Surge Well 8:50 Bail 5 Gal

Data Collected By: [signature]

Meter Calibration Log

EQUIPMENT MAKE	EQUIPMENT MODEL	SERIAL NUMBER	DATE	TIME	TEMP OF CALIBRATION STANDARD (°C or °F)	pH STANDARD 4	pH STANDARD 7	pH STANDARD 10	SPECIFIC CONDUCTANCE 1413 µS/cm	ORP See Below mV	DISSOLVED OXYGEN 100.0 mg/L or %
YSI	Pro Plus	357	4/12/22	0820	8.3	4.0	7.0	10.0	1413	253.7	100.1
YSI	Pro Plus	359	4/13/22	0950	9.0	4.0	7.0	10.0	1413	252.6	100.0

Confluence Environmental, Inc.

ORP Values (degrees in C then value): 5:257.0 10:250.5 15:244.0 20:237.5 25:231.0 30:224.5 35:218.0 40:211.5

Well Maintenance Inspection Form

Client: Farallon Site: 1055 Commercial Ct, SJ Date: 4/12/22

Job #: TDI-220412 Technician: TD Page 1 of 1

Inspection Point	Well Inspected - No Corrective Action Required	Entry Indicates Deficiency												Well Not Inspected (explain in notes)	Notes (Note any repairs made while on site)
		Cap non-functional	Lock non-functional	Lock missing	Bolts missing (# missing / # total tabs)	Tabs stripped (# stripped / # total tabs.)	Tabs broken (# broken / # of total tabs)	Annular seal incomplete	Apron damaged	Rim / Lid broken	Trip Hazard	Below Grade	Other (explain in notes)		
MW-1				X											
MW-2				X											
MW-3				X											
MW-4				X											
MW-5				X											
MW-6				X											
MW-7				X											
MW-8				X											
MW-9				X											
MW-10				X											

Notes:

Repair codes: **rt**=retap/ bolts added or replaced **as**=annular seal repair.

Water Level Measurements

Job Number: TDI-220412 Date: 4/12/22 Client: Farallon

Site: 1055 Commercial Ct, San Jose

Well I.D.	Time	Dia	Depth to NAPL	Thickness of NAPL	Depth to water (DTW)	Total Depth (measured)	Total Depth (historical)	Ref Point TOC/TOB		
4/12/22 MW-1	0955	2	-	-	13.09	25.30		TOC		
MW-2	0930	2	-	-	15.21	27.83		TOC		
MW-3	0927	2	-	-	17.02	29.11		TOC		
MW-4	0932	2	-	-	15.49	26.10		TOC		
MW-5	0938	2	-	-	13.53	28.93		TOC		
MW-6	0935	2	-	-	18.75	20.30		TOC		
MW-7	0947	2	-	-	13.41	24.20		TOC		
MW-8	0940	2	-	-	15.48	23.00		TOC		
MW-9	1350	2	-	-	17.54	26.66		TOC		
4/13/22 MW-10	0952	2	-	-	19.01	26.99		TOC		

Purging And Sampling Data Sheet

Job#: TD1-220412	**Sampler:** T. Dooley	**Client:** Farallon
Well ID: MW-1	**Date:** 4/12/22	**Site:** 1055 Commercial Ct, SJ
Well diam: 1/4" 1" (2") 3" 4" 6" Other:		**DTW:** 13.09 **Total Depth:** 25.30
Purge equip: ES - diam: Bladder (Peri) Waterra Positive Air Displacement Ext. System		
disp bailer teflon bailer other:	**Tubing:** OD: (New) Dedicated NA	28'
Purge method: 3-5 Case Volume Micro/Low-Flow Extraction Other:		
Pump depth/ intake:	**Multipliers:** 1"= 0.04 2"= 0.16 3"= 0.37 4"= 0.65 5"=1.02 6"= 1.47 Radius² X 0.163	
(TD - DTW X Multiplier = 1 Volume	80% Recovery (TD - DTW X 0.20 + DTW)	

1 Volume = _____ X _____ = _____ (Total Purge) 80%=_____

Time	Temp (°C/ °F)	pH	Cond (mS / µS)	Turbidity (NTU)	Purge Rate (gal or mL/ min)	Volume Removed (gal / L)	DO (mg/l)	ORP (mv)	DTW	Notes
START 1000										
1003	16.7	7.21	1411	>1000	300	0.9	1.54	166.1	13.16	cloudy / slight odor
1006	16.9	7.50	1403	785	300	1.8	1.04	132.1	13.16	cloudy / slight odor
1009	16.7	7.54	1400	428	300	2.7	0.49	82.8	13.16	cloudy / slight odor
1012	16.7	7.53	1401	432	300	3.6	0.48	81.3	13.16	cloudy / slight odor
1015	16.7	7.54	1400	421	300	4.5	0.48	81.0	13.16	cloudy / slight odor

Did well dewater? YES (NO)	Total volume removed: 4.5	(gal / L)
Sample method: Disp Bailer Ded. Tubing (New Tubing) Ext. Port Other:		
Sample date: 4/12/22	Sample time: 1019	DTW at sample: 13.16
Sample ID: MW-1	Lab: Pace	Number of bottles: 8
Analysis: See COC		
Equipment blank ID @	Field blank ID @	
Duplicate ID:	Pre-purge DO:	Post purge DO:
$Fe2^{+}$:	Pre-purge ORP:	Post purge ORP:
NAPL depth:	Volume of NAPL:	Volume removed: ml

Highest CH_4 level 0.0 %

Purging And Sampling Data Sheet

Job#: TD1-220412	**Sampler:** T. Dooley	**Client:** Farallon
Well ID: MW-2	**Date:** 4/12/22	**Site:** 1055 Commercial Ct, SJ
Well diam: 1/4" 1" (2") 3" 4" 6" Other:		**DTW:** 15.21 **Total Depth:** 27.93
Purge equip: ES - diam: Bladder (Peri) Waterra Positive Air Displacement Ext. System		
disp bailer teflon bailer other:	**Tubing:** OD: (New) Dedicated NA 30'	
Purge method: 3-5 Case Volume Micro/Low-Flow Extraction Other:		
Pump depth/ intake:	**Multipliers:** 1"= 0.04 2"= 0.16 3"= 0.37 4"= 0.65 5"=1.02 6"= 1.47 Radius² X 0.163	
(TD - DTW X Multiplier = 1 Volume	80% Recovery (TD - DTW X 0.20 + DTW)	

1 Volume = _____ X _____ = _____ (Total Purge) 80%=_____

START 1033

Time	Temp (°C / °F)	pH	Cond (mS / µS)	Turbidity (NTU)	Purge Rate (gal or mL / min)	Volume Removed (gal / L)	DO (mg/l)	ORP (mv)	DTW	Notes
1036	16.4	6.91	1078	>1000	300	0.9	1.08	128.7	15.27	Cloudy / Slight odor
1039	17.6	7.26	2424	>1000	300	1.8	0.51	111.3	15.27	Cloudy / Slight odor
1042	17.7	7.25	2452	651	300	2.7	2.35	94.1	15.27	cloudy / Slight odor
1045	17.7	7.26	2453	597	300	3.6	2.36	91.5	15.27	Cloudy / Slight Odor
1048	17.7	7.25	2451	569	300	4.5	2.37	91.0	15.27	Cloudy / Slight odor

Did well dewater? YES (NO)	Total volume removed: 4.5 (gal / L)	
Sample method: Disp Bailer Ded. Tubing (New Tubing) Ext. Port Other:		
Sample date: 4/12/22	Sample time: 1052	DTW at sample: 15.27
Sample ID: MW-2	Lab: Pace	Number of bottles: 8
Analysis: See COC		
Equipment blank ID @	Field blank ID @	
Duplicate ID:	Pre-purge DO:	Post purge DO:
$Fe2^{+}$:	Pre-purge ORP:	Post purge ORP:
NAPL depth:	Volume of NAPL:	Volume removed: ml

Highest Level CH_4 0.0 %

Purging And Sampling Data Sheet

Job#: TD1-220412	**Sampler:** T. Dooley	**Client:** Farallon
Well ID: MW-3	**Date:** 4/12/22	**Site:** 1055 Commercial Ct, SJ
Well diam: 1/4" 1" (2") 3" 4" 6" Other:		**DTW:** 17.02 **Total Depth:** 29.11
Purge equip: ES - diam: Bladder (Peri) Waterra Positive Air Displacement Ext. System		
disp bailer teflon bailer other:	**Tubing:** OD: (New) Dedicated NA	35'
Purge method: 3-5 Case Volume (Micro/Low-Flow) Extraction Other:		
Pump depth/ intake:	**Multipliers:** 1"= 0.04 2"= 0.16 3"= 0.37 4"= 0.65 5"=1.02 6"= 1.47 Radius² X 0.163	
(TD - DTW X Multiplier = 1 Volume	80% Recovery (TD - DTW X 0.20 + DTW)	

1 Volume = _____ X _____ = _____ (Total Purge) 80%=_____

Time	Temp (°C / °F)	pH	Cond (mS / µS)	Turbidity (NTU)	Purge Rate (gal or mL/ min)	Volume Removed (gal / L)	DO (mg/l)	ORP (mv)	DTW	Notes
START 1209										
1212	18.2	8.13	1057	>1000	300	0.9	4.11	63.1	17.16	cloudy/odor
1215	18.4	7.34	2134	>1000	300	1.8	0.76	50.7	17.16	cloudy/odor
1218	18.3	7.31	2130	465	300	2.7	0.69	46.9	17.16	cloudy/odor
1221	18.3	7.31	2129	207	300	3.6	0.71	45.8	17.16	cloudy/odor
1224	18.3	7.31	2129	201	300	4.5	0.73	45.3	17.16	cloudy/odor

Did well dewater? YES (NO)	Total volume removed: 4.5	(gal / L)
Sample method: Disp Bailer Ded. Tubing (New Tubing) Ext. Port Other:		
Sample date: 4/12/22	Sample time: 1229	DTW at sample: 17.16
Sample ID: MW-3	Lab: Pace	Number of bottles: 8
Analysis: See COC		
Equipment blank ID @	Field blank ID @	
Duplicate ID:	Pre-purge DO:	Post purge DO:
$Fe2^{+}$:	Pre-purge ORP:	Post purge ORP:
NAPL depth:	Volume of NAPL:	Volume removed: ml

Highest CH_4 level 47.8 %

Purging And Sampling Data Sheet

Job#: TD1-220412	**Sampler:** T. Dooley	**Client:** Farallon
Well ID: MW-4	**Date:** 4/12/22	**Site:** 1055 Commercial Ct, SJ
Well diam: 1/4" 1" (2") 3" 4" 6" Other:		**DTW:** 15.48 **Total Depth:** 26.10
Purge equip: ES - diam: Bladder (Peri) Waterra Positive Air Displacement Ext. System		
disp bailer teflon bailer other:	**Tubing:** OD: (New) Dedicated NA	30'
Purge method: 3-5 Case Volume Micro/Low-Flow Extraction Other:		
Pump depth/ intake:	**Multipliers:** 1"= 0.04 2"= 0.16 3"= 0.37 4"= 0.65 5"=1.02 6"= 1.47 Radius² X 0.163	
(TD - DTW X Multiplier = 1 Volume	80% Recovery (TD - DTW X 0.20 + DTW)	

1 Volume = _____ X _____ = _____ (Total Purge) 80%=_____

Time	Temp (°C / °F)	pH	Cond (mS / µS)	Turbidity (NTU)	Purge Rate (gal or mL/min)	Volume Removed (gal / L)	DO (mg/l)	ORP (mv)	DTW	Notes
START 1103										
1106	17.1	7.21	2089	>1000	300	0.9	1.57	115.5	15.54	cloudy / slight odor
1109	17.9	7.15	2044	679	300	1.8	1.39	99.9	15.54	cloudy / slight odor
1112	17.8	7.26	2001	201	300	2.7	1.27	90.3	15.54	cloudy / slight odor
1115	17.8	7.28	2003	194	300	3.6	1.25	89.9	15.54	cloudy / slight odor
1118	17.9	7.27	2005	192	300	4.5	1.24	89.7	15.54	cloudy / slight odor

Did well dewater? YES (NO)	Total volume removed: 4.5 (gal / L)	
Sample method: Disp Bailer Ded. Tubing (New Tubing) Ext. Port Other:		
Sample date: 4/12/22	Sample time: 1122	DTW at sample: 15.54
Sample ID: MW-4	Lab: Pace	Number of bottles: 8
Analysis: See COC		
Equipment blank ID @	Field blank ID @	
Duplicate ID:	Pre-purge DO:	Post purge DO:
$Fe2^{+}$:	Pre-purge ORP:	Post purge ORP:
NAPL depth:	Volume of NAPL:	Volume removed: ml

Highest CH4 level 17.5 %

Purging And Sampling Data Sheet

Job#: TD1-220412	**Sampler:** T. Dooley	**Client:** Farallon
Well ID: MW-5	**Date:** 4/12/22	**Site:** 1055 Commercial Ct, SJ
Well diam: 1/4" 1" (2") 3" 4" 6" Other:		**DTW:** 13.53 **Total Depth:** 28.93
Purge equip: ES - diam: Bladder (Peri) Waterra Positive Air Displacement Ext. System		
disp bailer teflon bailer other:	**Tubing:** OD: (New) Dedicated NA	30
Purge method: 3-5 Case Volume Micro/Low-Flow Extraction Other:		
Pump depth/ intake:	**Multipliers:** 1"= 0.04 2"= 0.16 3"= 0.37 4"= 0.65 5"=1.02 6"= 1.47 Radius² X 0.163	
(TD - DTW X Multiplier = 1 Volume	80% Recovery (TD - DTW X 0.20 + DTW)	

1 Volume = _____ X _____ = _____ (Total Purge) 80%=_____

Time	Temp (°C / °F)	pH	Cond (mS / uS)	Turbidity (NTU)	Purge Rate (gal or mL/min)	Volume Removed (gal / L)	DO (mg/l)	ORP (mv)	DTW	Notes
START										
1436										
1439	18.7	7.17	2434	105	300	0.9	1.22	19.2	13.72	Clear/odor
1442	18.7	7.16	2339	96.7	300	1.8	1.47	-12.7	13.74	Clear/odor
1445	18.7	7.15	2339	92.7	300	2.7	1.56	-16.0	13.74	Clear/odor
1448	18.7	7.16	2341	90.1	300	3.6	1.54	-16.1	13.74	Clear/odor
1451	18.7	7.16	2339	88.9	300	4.5	1.53	-16.2	13.74	Clear/odor

Did well dewater? YES (NO)	Total volume removed: 4.5 (gal / L)	
Sample method: Disp Bailer Ded. Tubing (New Tubing) Ext. Port Other:		
Sample date: 4/12/22	Sample time: ~~MW-5~~ (DUP) 1456	DTW at sample: 13.74
Sample ID: MW-5	Lab: Pace	Number of bottles: 8
Analysis: See COC		
Equipment blank ID @	Field blank ID @	
Duplicate ID:	Pre-purge DO:	Post purge DO:
$Fe2^{+}$:	Pre-purge ORP:	Post purge ORP:
NAPL depth:	Volume of NAPL:	Volume removed: ml

Highest CH4 level 8.2%

Purging And Sampling Data Sheet

Job#: TD1-220412	**Sampler:** T. Dooley	**Client:** Farallon
Well ID: MW-6	**Date:** 4/12/22	**Site:** 1055 Commercial Ct, SJ
Well diam: 1/4" 1" (2") 3" 4" 6" Other:		**DTW:** 18.75 **Total Depth:** 20.30
Purge equip: ES - diam: Bladder (Peri) Waterra Positive Air Displacement Ext. System		
disp bailer teflon bailer other:	**Tubing:** OD: (New) Dedicated NA	25'
Purge method: 3-5 Case Volume Micro/Low-Flow Extraction Other:		
Pump depth/ intake:	**Multipliers:** 1"= 0.04 2"= 0.16 3"= 0.37 4"= 0.65 5"=1.02 6"= 1.47 Radius² X 0.163	
(TD - DTW X Multiplier = 1 Volume	80% Recovery (TD - DTW X 0.20 + DTW)	

1 Volume = _____ X _____ = _____ (Total Purge) 80%=_____

START 1132

Time	Temp (°C / °F)	pH	Cond (mS / µS)	Turbidity (NTU)	Purge Rate (gal or mL / min)	Volume Removed (gal / L)	DO (mg/l)	ORP (mv)	DTW	Notes
1135	18.4	7.01	3574	491	300	0.9	1.33	-59.6	19.02	Cloudy / strong odor
1138	18.1	7.02	3471	318	200	1.5	1.75	-57.4	19.11	Cloudy / strong odor
1141	17.9	7.01	3393	261	200	2.1	2.56	-54.9	19.11	Cloudy / strong odor
1144	17.9	7.01	3390	244	200	2.7	2.59	-54.4	19.11	Cloudy / strong odor
1147	17.8	7.01	3388	239	200	3.3	2.61	-53.9	19.11	Cloudy / strong odor

Did well dewater? YES (NO)	Total volume removed: 3.3 (gal / (L))	
Sample method: Disp Bailer Ded. Tubing (New Tubing) Ext. Port Other:		
Sample date: 4/12/22	Sample time: 1151	DTW at sample: 19.11
Sample ID: MW-6	Lab: Pace	Number of bottles: 8
Analysis: See COC		
Equipment blank ID @	Field blank ID @	
Duplicate ID:	Pre-purge DO:	Post purge DO:
$Fe2^{+}$:	Pre-purge ORP:	Post purge ORP:
NAPL depth:	Volume of NAPL:	Volume removed: ml

Highest CH4 level 0.9

Purging And Sampling Data Sheet

Job#: TD1-220412	**Sampler:** T. Dooley	**Client:** Farallon
Well ID: MW-7	**Date:** 4/12/22	**Site:** 1055 Commercial Ct, SJ
Well diam: 1/4" 1" (2") 3" 4" 6" Other:		**DTW:** 13.41 **Total Depth:** 24.20
Purge equip: ES - diam: Bladder (Peri) Waterra Positive Air Displacement Ext. System		
disp bailer teflon bailer other:	**Tubing:** OD: (New) Dedicated NA	28
Purge method: 3-5 Case Volume (Micro/Low-Flow) Extraction Other:		
Pump depth/ intake:	**Multipliers:** 1"= 0.04 2"= 0.16 3"= 0.37 4"= 0.65 5"=1.02 6"= 1.47 Radius² X 0.163	
(TD - DTW X Multiplier = 1 Volume	80% Recovery (TD - DTW X 0.20 + DTW)	

1 Volume = _____ X _____ = _____ (Total Purge) 80%=_____

Time	Temp (°C / °F)	pH	Cond (mS / µS)	Turbidity (NTU)	Purge Rate (gal or mL/ min)	Volume Removed (gal / L)	DO (mg/l)	ORP (mv)	DTW	Notes
START 1244										
1247	18.7	7.02	5012	875	300	0.9	1.16	23.6	13.62	Cloudy / no odor
1250	19.2	7.01	5065	490	300	1.8	0.94	-26.6	13.59	cloudy / slight odor
1253	19.4	7.00	5086	219	300	2.7	1.82	-50.2	13.59	Cloudy / slight odor
1256	19.4	7.00	5087	211	300	3.6	1.84	-51.9	13.59	Cloudy / slight odor
1259	19.4	7.01	5095	198	300	4.5	1.89	-52.1	1359	Cloudy / slight odor

Did well dewater? YES (NO)	Total volume removed: 4.5 (gal / L)	
Sample method: Disp Bailer Ded. Tubing (New Tubing) Ext. Port Other:		
Sample date: 4/12/22	Sample time: 1303	DTW at sample: 13.59
Sample ID: MW-7	Lab: Pace	Number of bottles: 8
Analysis: See COC		
Equipment blank ID @	Field blank ID @	
Duplicate ID:	Pre-purge DO:	Post purge DO:
$Fe2^{+}$:	Pre-purge ORP:	Post purge ORP:
NAPL depth:	Volume of NAPL:	Volume removed: ml

Highest CH_4 level 3.9%

Purging And Sampling Data Sheet

Job#: TD1-220412	**Sampler:** T. Dooley	**Client:** Farallon
Well ID: MW-8	**Date:** 4/12/22	**Site:** 1055 Commercial Ct, SJ
Well diam: 1/4" 1" (2") 3" 4" 6" Other:		**DTW:** 15.48 **Total Depth:** 23.00
Purge equip: ES - diam: Bladder (Peri) Waterra Positive Air Displacement Ext. System		
disp bailer teflon bailer other:	**Tubing:** OD: (New) Dedicated NA	25'
Purge method: 3-5 Case Volume Micro/Low-Flow Extraction Other:		
Pump depth/ intake:	**Multipliers:** 1"= 0.04 2"= 0.16 3"= 0.37 4"= 0.65 5"=1.02 6"= 1.47 Radius² X 0.163	
(TD - DTW X Multiplier = 1 Volume	80% Recovery (TD - DTW X 0.20 + DTW)	

1 Volume = _____ X _____ = _____ (Total Purge) 80%=_____

Time	Temp (°C/°F)	pH	Cond (mS / µS)	Turbidity (NTU)	Purge Rate (gal or mL/min)	Volume Removed (gal / L)	DO (mg/l)	ORP (mv)	DTW	Notes
START 1314										
1317	18.0	7.07	4557	703	300	0.9	1.49	33.4	15.69	cloudy/odor
1320	18.0	7.04	4429	162	300	1.8	1.80	-25.3	16.01	cloudy/odor
1323	18.0	7.03	4432	141	200	2.4	2.17	-31.9	16.03	cloudy/odor
1326	18.1	7.04	4436	137	200	3.0	2.19	-32.2	16.03	cloudy/odor
1329	18.0	7.04	4431	98.9	200	3.6	2.22	-32.6	16.03	clear/odor

Did well dewater? YES (NO)	Total volume removed: 3.6 (gal / (L))	
Sample method: Disp Bailer Ded. Tubing (New Tubing) Ext. Port Other:		
Sample date: 4/12/22	Sample time: 1334	DTW at sample: 16.03
Sample ID: MW-8	Lab: Pace	Number of bottles: 8
Analysis: See COC		
Equipment blank ID @	Field blank ID @	
Duplicate ID:	Pre-purge DO:	Post purge DO:
$Fe2^{+}$:	Pre-purge ORP:	Post purge ORP:
NAPL depth:	Volume of NAPL:	Volume removed: ml

Highest CH4 level 5.2 %

Purging And Sampling Data Sheet

Job#: TD1-220412	**Sampler:** T. Dooley	**Client:** Farallon
Well ID: MW-9	**Date:** 4/12/22	**Site:** 1055 Commercial Ct, SJ
Well diam: 1/4" 1" (2") 3" 4" 6" Other:		**DTW:** 17.54 **Total Depth:** 26.60
Purge equip: ES - diam: Bladder (Peri) Waterra Positive Air Displacement Ext. System		
disp bailer teflon bailer other:	**Tubing:** OD: (New) Dedicated NA 2P	
Purge method: 3-5 Case Volume Micro/Low-Flow Extraction Other:		
Pump depth/ intake:	**Multipliers:** 1"= 0.04 2"= 0.16 3"= 0.37 4"= 0.65 5"=1.02 6"= 1.47 Radius² X 0.163	
(TD - DTW X Multiplier = 1 Volume	80% Recovery (TD - DTW X 0.20 + DTW)	

1 Volume = _____ X _____ = _____ (Total Purge) 80%=_____

Time	Temp (°C / °F)	pH	Cond (mS / µS)	Turbidity (NTU)	Purge Rate (gal or mL / min)	Volume Removed (gal / L)	DO (mg/l)	ORP (mv)	DTW	Notes
START 1358										
1401	18.8	7.03	4255	>1000	300	0.9	1.07	0.6	18.41	Cloudy/odor
1404	18.9	6.99	4245	>1000	300	1.8	1.73	-40.6	18.27	Cloudy/odor
1407	18.8	6.98	4223	807	300	2.7	2.28	-50.3	18.26	Cloudy/odor
1410	18.8	6.99	4224	768	300	3.6	2.27	-51.6	18.26	Cloudy/odor
1413	18.8	6.98	4233	732	300	4.5	2.41	-53.3	18.26	Cloudy/odor

Did well dewater? YES (NO)	Total volume removed: ~~10.2~~ 4.5 (gal / (L))	
Sample method: Disp Bailer Ded. Tubing (New Tubing) Ext. Port Other:		
Sample date: 4/12/22	Sample time: 1417	DTW at sample: 18.26
Sample ID: MW-9	Lab: Pace	Number of bottles: 8
Analysis: See COC		
Equipment blank ID @	Field blank ID @	
Duplicate ID:	Pre-purge DO:	Post purge DO:
$Fe2^{+}$:	Pre-purge ORP:	Post purge ORP:
NAPL depth:	Volume of NAPL:	Volume removed: ml

Highest CH_4 level 61.7%

Purging And Sampling Data Sheet

Job#: TD1-220412	**Sampler:** T. Dooley	**Client:** Farallon
Well ID: MW-10	**Date:** 4/13/22	**Site:** 1055 Commercial Ct, SJ
Well diam: 1/4" 1" (2") 3" 4" 6" Other:		**DTW:** 19.01 **Total Depth:** 26.99
Purge equip: ES - diam: Bladder (Peri) Waterra Positive Air Displacement Ext. System		
disp bailer teflon bailer other:	**Tubing:** OD: (New) Dedicated NA	30'
Purge method: 3-5 Case Volume Micro/Low-Flow Extraction Other:		
Pump depth/ intake:	**Multipliers:** 1"= 0.04 2"= 0.16 3"= 0.37 4"= 0.65 5"=1.02 6"= 1.47 Radius^2 X 0.163	
(TD - DTW X Multiplier = 1 Volume	80% Recovery (TD - DTW X 0.20 + DTW)	

1 Volume = _____ X _____ = _____ (Total Purge) 80%=_____

START 1000

Time	Temp (C / °F)	pH	Cond (mS / (uS))	Turbidity (NTU)	Purge Rate (gal or (mL) min)	Volume Removed (gal / (L))	DO (mg/l)	ORP (mv)	DTW	Notes
1003	17.7	6.99	4714	310	300	0.9	4.63	26.5	19.32	Cloudy / Slight odor
1006	17.5	7.01	4731	156	300	1.8	4.32	17.6	19.34	Cloudy / Slight odor
1009	17.6	7.02	4737	94.1	300	2.7	4.13	20.0	19.34	Cloudy / Slight odor
1012	17.6	7.02	4736	90.7	300	3.6	4.10	20.6	19.34	Cloudy / Slight odor
1015	17.6	7.03	4734	87.2	300	4.5	4.13	21.1	19.34	Cloudy / Slight odor

Did well dewater? YES (NO)	Total volume removed: 4.5	(gal / (L))
Sample method: Disp Bailer Ded. Tubing (New Tubing) Ext. Port Other:		
Sample date: 4/13/22	Sample time: 1020	DTW at sample: 19.34
Sample ID: MW-10	Lab: Pace	Number of bottles: 8
Analysis: See COC		
Equipment blank ID @	Field blank ID @	
Duplicate ID:	Pre-purge DO:	Post purge DO:
$Fe2^+$:	Pre-purge ORP:	Post purge ORP:
NAPL depth:	Volume of NAPL:	Volume removed: ml

Highest CHy level 1.1 %

Sub-Slab / Soil Vapor Well Sampling Data Sheet

Site :__1055 Commercial Court_____ Date:____ 4/13/2022

Job Number:__FARCONOCA-1055COMMER_____

Sample Point	Canister #	Purged Volume (3 system volumes)	Shut In Test (10 min)	Helium As Tracer In Shroud (10-20%)	Sample Start Time	Sample Stop Time	Hg-Pre	Hg-Post	Notes
SV-8-5.0	012341	810mL	✓	15.8	0654	0657	-27	-5	
SV-8-7.5	008027	850mL	✓	20.1	0729	0734	-29	-5	
SV-9-5.0	009299	810mL	✓	19.6	0904	0908	-28	-5	
SV-9-8.0	006978	850mL	✓	23.9	0933	0937	-27	-5	
SV-10-5.0	021226	1180mL	✓	13.6	0900 ~~1100~~	0905 ~~0910~~	-29	-5	
SV-10-10.0	010727	881mL	✓	16.9	0820	0825	-29	-5	

Notes/comments:

FARALLON CONSULTING

Log of Boring: SV-8

Client: Prologis Inc	**Date/Time Started:** 3/29/22 @ 1245	**Depth to Water ATD (ft bgs):**	NE
Project: 1055 Commercial Court	**Date/Time Completed:** 3/29/22 @ 1419	**Boring Diameter (in):**	NA
Location: San Diego, California	**Drilling Company:** Cascade Drilling	**Total Boring Depth (ft bgs):**	8.0
Farallon PN: 1071-047	**Drilling Method:** Direct Push	**Constructed Well Depth (ft bgs):**	4.5 &7.5
Logged By: L. Mosqueda	**Drilling Equipment:** DPT		
Reviewed By: P. Sims	**Drilling Operator:** Noe Castro		
	Sampler Type: Acetate		

Depth (ft bgs)	Sample Interval	Lithologic Description	USCS	USCS Graphic	% Recovery	PID (ppmv)	Sample ID	Sample Analyzed	Boring/Well Construction Details
0		1.0': Silty SAND (45% sand, 35% gravel, 20% silt), fine to coarse sand, fine and coarse sub rounded gravel, 25Y 3/2 very dark grayish brown, loose, no odor, no sheen. Rubber, glass, brick, wood debris.	SM						
		2.0': Silty SAND (45% sand, 35% gravel, 20% silt), fine to coarse sand, fine and coarse sub rounded gravel, black, loose, no odor, no sheen. Rubber, glass, brick, wood debris.				0.2			Grout
		2.5': Silty SAND (60% sand, 25% gravel, 15% silt), fine to coarse sand, fine and coarse sub rounded gravel, black, loose, no odor, no sheen. Rubber, glass, brick, wood debris.							810 ml
		3.0': Silty SAND (60% sand, 25% gravel, 15% silt), fine to coarse sand, fine and coarse sub rounded gravel, 10YR 3/2 very dark grayish brown, loose, slight odor, no sheen. Rubber, glass, brick, wood debris.				11.5			
		3.5': Silty SAND (50% sand, 35% gravel, 15% silt), fine to coarse sand, fine and coarse sub rounded gravel, 10YR 3/2 very dark grayish brown, loose, slight odor, no sheen. Rubber, glass, brick, wood debris.							Bentonite
		4.5': Silty SAND (55% sand, 35% gravel, 10% silt), fine to coarse sand, fine and coarse sub rounded gravel, 5Y 3/2 dark oilve gray, loose, slight odor, no sheen.							Vapor Probe
5		5.0-8.0': CLAY (50% clay, 35% sand, 15% gravel), fine to coarse sand, fine subrounded gravel, 2.5 Y 3/1 very dark gray, slight odor, no sheen, Brick, wood and glass debris.	CL			1.7	SV-8-5.0	X	Hydrated Bentonite
		SV-8-5.0, Con.- 012341, Man.- 010336 leak check -20 1min pass, purge volume 810ml Purge time 4min 3sec @ 200ml/min Start sample 0654,-21, Stop Sample 0657,-5 Helium % in shroud 15.8							Bentonite
									Vapor Probe
						1.3	SV-8-7.5	X	Sand Pack
		End of boring.				1.8			
		SV-8-10.0, Con.- ~~010724~~ ~~008027~~ 008027, Man.- ~~005962~~ 009095 leak check -22 1min pass, purge volume 850ml Purge time 4min 15sec, @ 200ml/min start sample 0729,-29, stop sample 0734,-5 Helium % in shroud 20.1							850ml
10									

Well Construction Information

Monument Type:	NA	**Filter Pack:**	NA	**Ground Surface Elevation (ft):**	NA
Casing Diameter (in):	NA	**Surface Seal:**	NA	**Top of Casing Elevation (ft):**	NA
Screen Slot Size (in):	NA	**Annular Seal:**	NA	**Surveyed Location:** X: NA	Y: NA
Screened Interval (ft bgs):	NA	**Boring Abandonment:**	NA	**Unique Well ID:**	NA

FARALLON CONSULTING

Log of Boring: SV-9

Client: Prologis Inc	**Date/Time Started:** 3/30/22 @ 0712	**Depth to Water ATD (ft bgs):**	NE
Project: 1055 Commercial Court	**Date/Time Completed:** 3/30/22 @ 0913	**Boring Diameter (in):**	NA
Location: San Diego, California	**Drilling Company:** Cascade Drilling	**Total Boring Depth (ft bgs):**	10.5
Farallon PN: 1071-047	**Drilling Method:** Direct Push	**Constructed Well Depth (ft bgs):**	4.5 & 8.0
Logged By: L. Mosqueda	**Drilling Equipment:** DPT		
Reviewed By: P. Sims	**Drilling Operator:** Noe Castro		
	Sampler Type: Acetate		

Depth (ft bgs)	Sample Interval	Lithologic Description	USCS	USCS Graphic	% Recovery	PID (ppmv)	Sample ID	Sample Analyzed	Boring/Well Construction Details
0		1.0': Silty SAND (40% sand, 35% gravel, 25% silt), fine to coarse sand, fine and coarse sub angular gravel, 25Y 3/3 very dark olive brown, moist, no odor, no sheen. Asphalt debris.	SM			0.0			
		1.5': Silty SAND (45% sand, 35% gravel, 20% silt), fine to coarse sand, fine and medium sub angular gravel, 25Y 3/2 very dark grayish brown, moist, no odor, no sheen.	SM						
		2.5': Silty SAND (55% sand, 30% gravel, 15% silt), fine to coarse sand, fine and coarse sub angular gravel, 5YR 7/6 reddish yellow, moist, no odor, no sheen. Brick debris.	SM						Grout
		3.0': CLAY (70% clay, 20% sand, 10% gravel), fine sand, fine sub rounded gravel, 5YR 3/1 very dark gray, moist, slight odor, no sheen. Brick debris.	CL			0.3			Bentonite
		4.5': CLAY (70% clay, 20% sand, 10% gravel), fine sand, fine sub rounded gravel, 5YR 3/1 very dark gray, moist, slight odor, no sheen. Brick debris. Organic debris (mulch at 3.0').	CL			4.4			Vapor Probe Sand Pack
5		5.0'-6.0': SILT (60% silt, 20% sand, 20% gravel), fine to coarse sand, fine gravel, slight odor, strong odor at 6.0', black.	ML				SV-9-5.0	X	
		7.0': Mostly organic material.	OL			18.8			Hydrated Bentonite
		8.0': SILT (60% silt, 40% sand), fine to coarse sand, moist, black, strong odor, no sheen. Organic material (mulch). Plastic, brick and glass debris.	ML				SV-9-8.0	X	Bentonite Vapor Probe
		10.0': CLAY (50% clay, 30% sand, 20% gravel), fine to coarse sand, fine and coarse sub rounded gravel, moist, slight odor, 5Y 3/1 very dark gray. Lense of large gravel, on top of clay.	CL						Sand Pack
		SV-9-5.0, can. - 009299, man. - 006770 leak check - 23 1min pass, purge volume 810mL purge time 4min 3sec @ 200 mL/min Start Sample 0904, -28, Stop Sample 0908				17.6			
10		End of boring. Helium in shroud 19.6				1.6			

810mL

850mL

SV-9-8.0 →

Well Construction Information

Monument Type:	NA	**Filter Pack:**	NA	**Ground Surface Elevation (ft):**	NA
Casing Diameter (in):	NA	**Surface Seal:**	NA	**Top of Casing Elevation (ft):**	NA
Screen Slot Size (in):	NA	**Annular Seal:**	NA	**Surveyed Location: X:** NA	**Y:** NA
Screened Interval (ft bgs):	NA	**Boring Abandonment:**	NA	**Unique Well ID:** NA	

SV-9-8.0
Can. - 006978 man. - 012580
leak check - 21 lmm pass
Purge volume 850 mL Purge time 4min 15sec @ 200mL/min
Start Sample 0933 -27
Stop Sample 0937 -5
Helium in shroud 23.9 %

FARALLON CONSULTING

Log of Boring: SV-10

Client:	Prologis Inc	**Date/Time Started:**	3/29/22 @ 1000	**Depth to Water ATD (ft bgs):**	NE
Project:	1055 Commercial Court	**Date/Time Completed:**	3/29/22 @ 1145	**Boring Diameter (in):**	NA
Location:	San Diego, California	**Drilling Company:**	Cascade Drilling	**Total Boring Depth (ft bgs):**	10.5
Farallon PN:	1071-047	**Drilling Method:**	Direct Push	**Constructed Well Depth (ft bgs):**	5.0 &10.0
Logged By:	L. Mosqueda	**Drilling Equipment:**	Geoprobe		
Reviewed By:	P. Sims	**Drilling Operator:**	Noe Castro		
		Sampler Type:	Acetate		

Depth (ft bgs)	Sample Interval	Lithologic Description	USCS	USCS Graphic	% Recovery	PID (ppmv)	Sample ID	Sample Analyzed	Boring/Well Construction Details
0		1.0': Silty SAND (45% sand, 35% gravel, 20% silt), fine to coarse sand, fine and coarse sub angular gravel, 25Y 3/3 very dark olive brown, moist, no odor, no sheen. Glass and rubber debris.	SM						
		3.5': CLAY (65% clay, 25% sand, 15% gravel), fine to coarse sand, fine and medium sub angular gravel, 25Y 3/1 very dark gray, moist, no odor, no sheen.	CL			0.6			Grout 1180ml
		4.0': Silty SAND (45% sand, 35% gravel, 20% silt), fine to coarse sand, fine and coarse sub angular gravel, 25Y 3/1 very dark gray, moist, no odor, no sheen.	SM			2.1			Bentonite Sand Pack
		6.0': CLAY (60% clay, 25% gravel, 15% sand), fine and coarse sand, fine sub angular gravel, 2.5Y 3/1 very dark gray, 10YR 7/6 & 2.5YR 4/6 at 6.5', slight odor, no sheen. Brick debris.	CL						Vapor Probe
5		SV-10-5.0, Can.-021226, Man.-011374 leak check - 27 1min pass, Purge Volume 1180mL Purge time 5min 54sec @ 200mL/min Start sample 0800_-29 : Stop sample 0805_-5 Helium % in shroud 13.6				11.1	SV-10-5.0	X	
		7.0': CLAY (60% clay, 25% gravel, 15% sand), fine and coarse sand, fine sub angular gravel, 2.5Y 3/1 very dark gray, 10YR 7/6 & 2.5YR 4/6 at 6.5', slight odor, no sheen.Glass and paper debris.	CL			26.8			Hydrated Bentonite
		8.0-10': Silty SAND (45% sand, 35% gravel, 20% silt), fine to coarse sand, fine and coarse sub angular gravel, 25Y 3/1 very dark gray, moist, no odor, no sheen. Brick, glass, wood, plastic debris.	SM			60.1	SV-10-10.0		
		SV-10-10.0, Can-010727, Man.-005962 leak check - 21 1min pass, Purge Volume 881mL Purge time 4min 25sec @ 200mL/min					881ml		Bentonite Vapor Probe
10		End of boring. Start sample 0820_-29, Stop sample 0825_-5 Helium in shroud 16.9				66.2		X	Sand Pack

Well Construction Information

Monument Type:	NA	**Filter Pack:**	NA	**Ground Surface Elevation (ft):**	NA
Casing Diameter (in):	NA	**Surface Seal:**	NA	**Top of Casing Elevation (ft):**	NA
Screen Slot Size (in):	NA	**Annular Seal:**	NA	**Surveyed Location: X:** NA	**Y:** NA
Screened Interval (ft bgs):	NA	**Boring Abandonment:**	NA	**Unique Well ID:** NA	

APPENDIX D
BORING LOGS

SITE INVESTIGATION REPORT
1055 Commercial Court
San Jose, California

Farallon PN: 1071-047

FARALLON CONSULTING

Log of Boring: MW-1

Client:	Prologis Inc
Project:	1055 Commercial Court
Location:	San Jose, California
Farallon PN:	1071-047
Logged By:	Steffany Aguilar
Reviewed By:	Peter Sims

Date/Time Started:	3/29/22 @ 0930	**Depth to Water ATD (ft bgs):**	11.0
Date/Time Completed:	3/29/22 @ 1145	**Boring Diameter (in):**	8.0
Drilling Company:	Cascade Drilling	**Total Boring Depth (ft bgs):**	30.0
Drilling Method:	Hollow Stem Auger	**Constructed Well Depth (ft bgs):**	25.0
Drilling Equipment:	CME75		
Drilling Operator:	Javier Ruit		
Sampler Type:	NA		
Drive Hammer (lbs):	NA		

Depth (ft bgs)	Sample Interval	Lithologic Description	USCS	USCS Graphic	Blow Counts	% Recovery	PID (ppmv)	Sample ID	Sample Analyzed	Boring/Well Construction Details
0		0.0-0.3': GRAVEL. Hand Auger to 5.0' to clear utilities.	GP							Well Monument
		0.3-4.0': sandy gravelly SILT (30% fines, 30% sand, 30% gravel, 10% brick), loose, dry, fine and coarse angular gravel, cobble fragments, organics, 10YR 5/3 brown.	ML				0.5			
							0.9			Grout
		4.0-17.0': CLAY (95% fines, 5% sand), fine sand, dry at 5.0-10.0', moist at 11.0', soft, medium plasticity, GLEY 1 4/gray, no odor. Rubber, wood, brick, plastic debris. Debris to soil ratio is 30:70.	CL							
5							11.3			Medium Bentonite Chips
							32.5			#2/12 Sand Pack
10							31.6	MW-1-10.0	X	
										Water Level
							17.2			Well Screen
							77.6	MW-1-14.0	X	
15										Casing

Well Construction Information

Monument Type:	Flush Mount	**Filter Pack:**	8.0' - 30.0'	**Ground Surface Elevation (ft):**	NA
Casing Diameter (in):	2.0	**Surface Seal:**	0 '- 6.0'	**Top of Casing Elevation (ft):**	70.77
Screen Slot Size (in):	0.010	**Annular Seal:**	6.0' - 8.0'	**Surveyed Location:**	**X:** 37.3696531 **Y:** -121.8858264
Screened Interval (ft bgs):	10.0-25.0	**Boring Abandonment:**	NA	**Unique Well ID:**	NA

FARALLON CONSULTING

Log of Boring: MW-1

Client:	Prologis Inc
Project:	1055 Commercial Court
Location:	San Jose, California
Farallon PN:	1071-047
Logged By:	Steffany Aguilar
Reviewed By:	Peter Sims

Date/Time Started:	3/29/22 @ 0930	**Depth to Water ATD (ft bgs):**	11.0
Date/Time Completed:	3/29/22 @ 1145	**Boring Diameter (in):**	8.0
Drilling Company:	Cascade Drilling	**Total Boring Depth (ft bgs):**	30.0
Drilling Method:	Hollow Stem Auger	**Constructed Well Depth (ft bgs):**	25.0
Drilling Equipment:	CME75		
Drilling Operator:	Javier Ruit		
Sampler Type:	NA		
Drive Hammer (lbs):	NA		

Depth (ft bgs)	Sample Interval	Lithologic Description	USCS	USCS Graphic	Blow Counts	% Recovery	PID (ppmv)	Sample ID	Sample Analyzed	Boring/Well Construction Details
20		17.0-30.0': CLAY (100% fines), high plasticity, wet, soft, GLEY 1 4/gray. Wood debris. Debris to soil ratio is 5:95.	CL				17.0 13.1			#2/12 Sand Pack
25							28.8 6.1 9.3			#2/12 Sand Pack
30		End of boring.					9.6 8.0			

Well Construction Information

Monument Type:	Flush Mount	**Filter Pack:**	8.0' - 30.0'	**Ground Surface Elevation (ft):**	NA
Casing Diameter (in):	2.0	**Surface Seal:**	0 '- 6.0'	**Top of Casing Elevation (ft):**	70.77
Screen Slot Size (in):	0.010	**Annular Seal:**	6.0' - 8.0'	**Surveyed Location:**	**X:** 37.3696531 **Y:** -121.8858264
Screened Interval (ft bgs):	10.0-25.0	**Boring Abandonment:**	NA	**Unique Well ID:**	NA

FARALLON CONSULTING

Log of Boring: MW-2

Client:	Prologis Inc
Project:	1055 Commercial Court
Location:	San Jose, California
Farallon PN:	1071-047
Logged By:	Steffany Aguilar
Reviewed By:	Peter Sims

Date/Time Started:	3/29/22 @ 1235	**Depth to Water ATD (ft bgs):**	18.0
Date/Time Completed:	3/29/22 @ 1508	**Boring Diameter (in):**	8.0
Drilling Company:	Cascade Drilling	**Total Boring Depth (ft bgs):**	30.0
Drilling Method:	Hollow Stem Auger	**Constructed Well Depth (ft bgs):**	27.0
Drilling Equipment:	CME75		
Drilling Operator:	Javier Ruit		
Sampler Type:	NA		
Drive Hammer (lbs):	NA		

Depth (ft bgs)	Sample Interval	Lithologic Description	USCS	USCS Graphic	Blow Counts	% Recovery	PID (ppmv)	Sample ID	Sample Analyzed	Boring/Well Construction Details
0		0.0-0.3': GRAVEL. Hand Auger to 4.0' to clear utilities.	GP							Well Monument
		0.3-4.0': sandy gravelly SILT (30% fines, 30% sand, 30% gravel, 10% brick), loose, dry, fine and coarse angular gravel and cobble fragments, organics, 10YR 5/3 brown.	ML							Grout
		4.0-18.0': sandy gravelly CLAY(60% fines, 20% sand, 20% gravel), fine sand, fine to coarse gravel, moist at 12.0', GLEY 1 4/gray, no odor. Plastic debris. Debris common.	CL				1.9			
5							2.1			Medium Bentonite Chips
							2.5			
10							9.2			#2/12 Sand Pack
										Well Screen
15							1.0			Casing

Well Construction Information

Monument Type:	Flush Mount	**Filter Pack:**	10.0' - 30.0'	**Ground Surface Elevation (ft):**	NA
Casing Diameter (in):	2.0	**Surface Seal:**	0' - 8.0'	**Top of Casing Elevation (ft):**	72.93
Screen Slot Size (in):	0.010	**Annular Seal:**	8.0' - 10.0'	**Surveyed Location:**	**X:** 37.3695063 **Y:** -121.8861191
Screened Interval (ft bgs):	12.0-27.0	**Boring Abandonment:**	NA	**Unique Well ID:**	NA

FARALLON CONSULTING

Log of Boring: MW-2

Client:	Prologis Inc
Project:	1055 Commercial Court
Location:	San Jose, California
Farallon PN:	1071-047
Logged By:	Steffany Aguilar
Reviewed By:	Peter Sims

Date/Time Started:	3/29/22 @ 1235	**Depth to Water ATD (ft bgs):**	18.0
Date/Time Completed:	3/29/22 @ 1508	**Boring Diameter (in):**	8.0
Drilling Company:	Cascade Drilling	**Total Boring Depth (ft bgs):**	30.0
Drilling Method:	Hollow Stem Auger	**Constructed Well Depth (ft bgs):**	27.0
Drilling Equipment:	CME75		
Drilling Operator:	Javier Ruit		
Sampler Type:	NA		
Drive Hammer (lbs):	NA		

Depth (ft bgs)	Sample Interval	Lithologic Description	USCS	USCS Graphic	Blow Counts	% Recovery	PID (ppmv)	Sample ID	Sample Analyzed	Boring/Well Construction Details
20		18.0-20.0': Silty SAND (50% sand, 40% fines, 10% gravel), fine to coarse sand, fine gravel, fine gravel, wet, no odor, loose, GLEY 1 4/gray.	SM				1.2 4.2			Water Level
		20.0-30.0': Silty SAND (50% sand, 30% fines, 20% gravel), fine to coarse sand, fine and coarse gravel, wet, no odor, loose, GLEY 1 4/gray.	SM				0.2 0.9			#2/12 Sand Pack
25							0.6			
							1.2			#2/12 Sand Pack
30		End of boring.					0.3			

Well Construction Information

Monument Type:	Flush Mount	**Filter Pack:**	10.0' - 30.0'	**Ground Surface Elevation (ft):**	NA
Casing Diameter (in):	2.0	**Surface Seal:**	0' - 8.0'	**Top of Casing Elevation (ft):**	72.93
Screen Slot Size (in):	0.010	**Annular Seal:**	8.0' - 10.0'	**Surveyed Location:**	**X:** 37.3695063 **Y:** -121.8861191
Screened Interval (ft bgs):	12.0-27.0	**Boring Abandonment:**	NA	**Unique Well ID:**	NA

FARALLON CONSULTING

Log of Boring: MW-3

Client:	Prologis Inc
Project:	1055 Commercial Court
Location:	San Jose, California
Farallon PN:	1071-047
Logged By:	Steffany Aguilar
Reviewed By:	Peter Sims

Date/Time Started:	3/30/22 @ 1235	**Depth to Water ATD (ft bgs):**	18.0
Date/Time Completed:	3/30/22 @ 1508	**Boring Diameter (in):**	8.0
Drilling Company:	Cascade Drilling	**Total Boring Depth (ft bgs):**	30.0
Drilling Method:	Hollow Stem Auger	**Constructed Well Depth (ft bgs):**	30.0
Drilling Equipment:	CME75		
Drilling Operator:	Javier Ruit		
Sampler Type:	NA		
Drive Hammer (lbs):	NA		

Depth (ft bgs)	Sample Interval	Lithologic Description	USCS	USCS Graphic	Blow Counts	% Recovery	PID (ppmv)	Sample ID	Sample Analyzed	Boring/Well Construction Details
0		0.0-0.6': Asphalt. Air knife to 5.0' to clear utilities.	AC							Well Monument
		0.6-4.0': Poorly graded GRAVEL (60% gravel, 30% fines, 10% sand), fine sand, fine and coarse gravel, loose, dry, no odor.	GP							Grout
5		4.0-14.0': Gravelly SILT (60% fines, 25% sand, 15% gravel), fine and coarse gravel, coarse sand, loose, dry, no plasticity, low dry strength, GLEY 1 2.5/black.	ML				1.8			
							3.1			
10							1.7		X	
							3.0			
							4.7			Bentonite
									X	Sand Pack
15							3.6			

Well Construction Information

Monument Type:	Flush Mount	**Filter Pack:**	Cemex #2/12 Sand	**Ground Surface Elevation (ft):**	NA
Casing Diameter (in):	2.0	**Surface Seal:**	Concrete	**Top of Casing Elevation (ft):**	75.02
Screen Slot Size (in):	0.010	**Annular Seal:**	Cement	**Surveyed Location:**	**X:** 37.3691091 **Y:** -121.8867582
Screened Interval (ft bgs):	15.0-30.0	**Boring Abandonment:**	NA	**Unique Well ID:**	NA

FARALLON CONSULTING

Log of Boring: MW-3

Client:	Prologis Inc
Project:	1055 Commercial Court
Location:	San Jose, California
Farallon PN:	1071-047
Logged By:	Steffany Aguilar
Reviewed By:	Peter Sims

Date/Time Started:	3/30/22 @ 1235	**Depth to Water ATD (ft bgs):**	18.0
Date/Time Completed:	3/30/22 @ 1508	**Boring Diameter (in):**	8.0
Drilling Company:	Cascade Drilling	**Total Boring Depth (ft bgs):**	30.0
Drilling Method:	Hollow Stem Auger	**Constructed Well Depth (ft bgs):**	30.0
Drilling Equipment:	CME75		
Drilling Operator:	Javier Ruit		
Sampler Type:	NA		
Drive Hammer (lbs):	NA		

Depth (ft bgs)	Sample Interval	Lithologic Description	USCS	USCS Graphic	Blow Counts	% Recovery	PID (ppmv)	Sample ID	Sample Analyzed	Boring/Well Construction Details
							1.3			Water Level
20		14.0-19.0': CLAY (100% fines), soft, high plasticity, moist, GLEY 1 4/gray.	CL							
		19.0-23.0': SIlty SAND (80% sand, 20% fines), fine sand, wet, loose, no odor, GLEY 1 4/gray.	SM				0.2 0.5 0.9			Sand Pack
		23.0-30.0': CLAY (100% fines), low density, medium dry strength, high plasticity, moist, GLEY 1 4/gray.	CL							Well Screen
25							1.8			Casing
										Sand Pack
							0.9			
30		End of boring.					2.1			

Well Construction Information

Monument Type:	Flush Mount	**Filter Pack:**	Cemex #2/12 Sand	**Ground Surface Elevation (ft):**	NA
Casing Diameter (in):	2.0	**Surface Seal:**	Concrete	**Top of Casing Elevation (ft):**	75.02
Screen Slot Size (in):	0.010	**Annular Seal:**	Cement	**Surveyed Location:**	**X:** 37.3691091 **Y:** -121.8867582
Screened Interval (ft bgs):	15.0-30.0	**Boring Abandonment:**	NA	**Unique Well ID:**	NA

FARALLON CONSULTING

Log of Boring: MW-4

Client:	Prologis Inc
Project:	1055 Commercial Court
Location:	San Jose, California
Farallon PN:	1071-047
Logged By:	Steffany Aguilar
Reviewed By:	Peter Sims

Date/Time Started:	3/30/22 @ 0910	**Depth to Water ATD (ft bgs):**	19
Date/Time Completed:	3/30/22 @ 1100	**Boring Diameter (in):**	8.0
Drilling Company:	Cascade Drilling	**Total Boring Depth (ft bgs):**	30.0
Drilling Method:	Hollow Stem Auger	**Constructed Well Depth (ft bgs):**	26.0
Drilling Equipment:	CME75		
Drilling Operator:	Javier Ruit		
Sampler Type:	NA		
Drive Hammer (lbs):	NA		

Depth (ft bgs)	Sample Interval	Lithologic Description	USCS	USCS Graphic	Blow Counts	% Recovery	PID (ppmv)	Sample ID	Sample Analyzed	Boring/Well Construction Details
0		0.0-0.3': GRAVEL. Air knife to 5.0' to clear utilities.	GP							Well Monument
		0.3-5.0': Sandy SILT (65% fines, 25% sand, 10% gravel), fine to coarse sand, fine and coarse gravel, very dark gray, moist, no odor.	ML							Grout
5		5.0-11.0': SILT with sand and gravel (80% fines, 10% sand, 10% gravel), medium sand, no plasticity, dry, no odor, low dry strength, loose, GLEY 1 2.5/black. Debris few.	ML				25.1 26.5			Medium Bentonite Chips
10		11.0-13.0': SILT with sand.(85% fines, 10% sand, 5% gravel), fine sand, moist, no odor, low dry strength, no plasticity, 15YR 3/3 dark reddish brown. Debris few.	ML				6.2			#2/12 Sand Pack
		13.0-19.0': CLAY (90% fines, 10% sand), fine sand, low plasticity, low dry strength, low density, moist, no odor, 10YR 3/1, very dark gray.	CL				2.9 3.3			
15										Well Screen

Well Construction Information

Monument Type:	Flush Mount	**Filter Pack:**	9.0' - 30.0'	**Ground Surface Elevation (ft):**	NA
Casing Diameter (in):	2.0	**Surface Seal:**	0' - 7.0'	**Top of Casing Elevation (ft):**	73.2
Screen Slot Size (in):	0.010	**Annular Seal:**	7.0' - 9.0'	**Surveyed Location:**	**X:** 37.3697049 **Y:** -121.8868757
Screened Interval (ft bgs):	11.0-26.0	**Boring Abandonment:**	NA	**Unique Well ID:**	NA

FARALLON CONSULTING

Log of Boring: MW-4

Client:	Prologis Inc
Project:	1055 Commercial Court
Location:	San Jose, California
Farallon PN:	1071-047
Logged By:	Steffany Aguilar
Reviewed By:	Peter Sims

Date/Time Started:	3/30/22 @ 0910	**Depth to Water ATD (ft bgs):**	19
Date/Time Completed:	3/30/22 @ 1100	**Boring Diameter (in):**	8.0
Drilling Company:	Cascade Drilling	**Total Boring Depth (ft bgs):**	30.0
Drilling Method:	Hollow Stem Auger	**Constructed Well Depth (ft bgs):**	26.0
Drilling Equipment:	CME75		
Drilling Operator:	Javier Ruit		
Sampler Type:	NA		
Drive Hammer (lbs):	NA		

Depth (ft bgs)	Sample Interval	Lithologic Description	USCS	PID (ppmv)	Sample ID	Sample Analyzed	Boring/Well Construction Details
				0.4			Casing
				1.8			Water Level
20		19.0-29.0': Silty SAND (50% sand, 30% fines, 20% gravel), fine to coarse sand, fine and coarse gravel, wet, no odor, loose, GLEY 1 4/gray.	SM	1.6			#2/12 Sand Pack
25				1.2			#2/12 Sand Pack
30		29.0-30.0': CLAY (95% fines 5% gravel), soft, high plasticity, moist, no odor, GLEY 1 4/gray.	CL				
		End of Boring.					

Well Construction Information

Monument Type:	Flush Mount	**Filter Pack:**	9.0' - 30.0'	**Ground Surface Elevation (ft):**	NA
Casing Diameter (in):	2.0	**Surface Seal:**	0' - 7.0'	**Top of Casing Elevation (ft):**	73.2
Screen Slot Size (in):	0.010	**Annular Seal:**	7.0' - 9.0'	**Surveyed Location:**	**X:** 37.3697049 **Y:** -121.8868757
Screened Interval (ft bgs):	11.0-26.0	**Boring Abandonment:**	NA	**Unique Well ID:**	NA

FARALLON CONSULTING

Log of Boring: MW-5

Client:	Prologis Inc
Project:	1055 Commercial Court
Location:	San Jose, California
Farallon PN:	1071-047
Logged By:	Steffany Aguilar
Reviewed By:	Peter Sims

Date/Time Started:	3/31/22 @ 1055	**Depth to Water ATD (ft bgs):**	21.0
Date/Time Completed:	3/31/22 @ 1430	**Boring Diameter (in):**	8.0
Drilling Company:	Cascade Drilling	**Total Boring Depth (ft bgs):**	30.0
Drilling Method:	Hollow Stem Auger	**Constructed Well Depth (ft bgs):**	30.0
Drilling Equipment:	CME75		
Drilling Operator:	Javier Ruit		
Sampler Type:	NA		
Drive Hammer (lbs):	NA		

Depth (ft bgs)	Sample Interval	Lithologic Description	USCS	USCS Graphic	Blow Counts	% Recovery	PID (ppmv)	Sample ID	Sample Analyzed	Boring/Well Construction Details
0		0.0-0.3': GRAVEL. Hand Auger to 5.0' to clear utilities.	GP							Well Monument
		0.3'-8.0': Sandy SILT (70% fines, 20% sand, 10% gravel), fine sand, fine gravel, moist, slight odor, 5YR 3/1 very dark gray. Brick fragments, organics, wood fragments.	ML							Grout
5							3.9			
		8.0-10.0': SILT (60% fines, 40% wood fragments), moist, plastics, brick and glass fragments.	ML				3.6			Casing
10		10.0-11.0': Well graded GRAVEL with silt (60% gravel, 30% fines, 10% sand), fine and coarse gravel, fine sand, loose, dry, no odor.	GM				7.0			
		11.0-23.0': CLAY (80% fines, 10% sand, 10% gravel), fine sand, fine gravel, medium plasticity, low density, GLEY 1 4/gray, moist at 15.0', wet at 21.0-23.0', no odor. Plastic, wood, glass debris.	CL				6.7			Medium Bentonite Chips
							6.6			#2/12 Sand Pack
15										Well Screen

Well Construction Information

Monument Type:	Flush Mount	**Filter Pack:**	13.0' - 30.0'	**Ground Surface Elevation (ft):**	NA
Casing Diameter (in):	2.0	**Surface Seal:**	0' - 11.0'	**Top of Casing Elevation (ft):**	70.19
Screen Slot Size (in):	0.010	**Annular Seal:**	11.0' - 13.0'	**Surveyed Location:**	**X:** 37.3703217 **Y:** -121.8865889
Screened Interval (ft bgs):	15.0-30.0	**Boring Abandonment:**	NA	**Unique Well ID:**	NA

FARALLON CONSULTING

Log of Boring: MW-5

Client:	Prologis Inc
Project:	1055 Commercial Court
Location:	San Jose, California
Farallon PN:	1071-047
Logged By:	Steffany Aguilar
Reviewed By:	Peter Sims

Date/Time Started:	3/31/22 @ 1055	**Depth to Water ATD (ft bgs):**	21.0
Date/Time Completed:	3/31/22 @ 1430	**Boring Diameter (in):**	8.0
Drilling Company:	Cascade Drilling	**Total Boring Depth (ft bgs):**	30.0
Drilling Method:	Hollow Stem Auger	**Constructed Well Depth (ft bgs):**	30.0
Drilling Equipment:	CME75		
Drilling Operator:	Javier Ruit		
Sampler Type:	NA		
Drive Hammer (lbs):	NA		

Depth (ft bgs)	Sample Interval	Lithologic Description	USCS	USCS Graphic	Blow Counts	% Recovery	PID (ppmv)	Sample ID	Sample Analyzed	Boring/Well Construction Details
20							3.1			
							3.1			
							3.8			#2/12 Sand Pack
										Water Level
							3.4			
		23.0-30.0': CLAY (80% fines, 10% sand, 10% gravel), fine sand, fine gravel, medium plasticity, low density, GLEY 1 4/gray, moist at 15.0', wet at 21.0-23.0', no odor.	CL				3.3			
25							2.9			
							2.4			#2/12 Sand Pack
30		End of Boring.								

Well Construction Information

Monument Type:	Flush Mount	**Filter Pack:**	13.0' - 30.0'	**Ground Surface Elevation (ft):**	NA
Casing Diameter (in):	2.0	**Surface Seal:**	0' - 11.0'	**Top of Casing Elevation (ft):**	70.19
Screen Slot Size (in):	0.010	**Annular Seal:**	11.0' - 13.0'	**Surveyed Location:**	**X:** 37.3703217 **Y:** -121.8865889
Screened Interval (ft bgs):	15.0-30.0	**Boring Abandonment:**	NA	**Unique Well ID:**	NA

FARALLON CONSULTING

Log of Boring: MW-6

Client:	Prologis Inc
Project:	1055 Commercial Court
Location:	San Jose, California
Farallon PN:	1071-047
Logged By:	Steffany Aguilar
Reviewed By:	Peter Sims

Date/Time Started:	3/30/22 @ 1230	**Depth to Water ATD (ft bgs):**	18.6
Date/Time Completed:	3/30/22 @ 1730	**Boring Diameter (in):**	8
Drilling Company:	Cascade Drilling	**Total Boring Depth (ft bgs):**	20.0
Drilling Method:	Hollow Stem Auger	**Constructed Well Depth (ft bgs):**	20.0
Drilling Equipment:	CME75		
Drilling Operator:	Javier Ruit		
Sampler Type:	NA		
Drive Hammer (lbs):	NA		

Depth (ft bgs)	Sample Interval	Lithologic Description	USCS	USCS Graphic	Blow Counts	% Recovery	PID (ppmv)	Sample ID	Sample Analyzed	Boring/Well Construction Details
0		0.0-0.3': GRAVEL. Hand Auger to 5.0' to clear utilities.	GP							Well Monument
		0.3-3.0': Silty SAND (45% sand, 35% gravel, 20% fines), fine to coarse sand, fine and coarse gravel, dry, 2.5YR 3/2 very dark grayish brown, loose. Wood, plastic, brick and glass debris.	SM							Grout
		3.0-7.0': Sandy SILT (55% fines, 35% sand, 10% gravel), fine to coarse sand, fine gravel, 5Y 3/2 dark olive gray, no odor, dry. Brick and wood debris.	ML							Casing
5										
		7.0-20.0': SILT (80% fines, 10% sand, 10% gravel), fine to medium sand, no plasticity, dry, no odor, low dry strength, loose, GLEY 1 2.5/black.	ML				62			Medium Bentonite Chips
							63			
							40			#2/12 Sand Pack
10										
							60			
							291			
							245			
								MW-6-14.0	X	
15							223			Well Screen
								MW-6-16.0	X	
							125.9			
							190			Water Level
20		End of boring.								

Well Construction Information

Monument Type:	Flush Mount	**Filter Pack:**	8.0' - 20.0'	**Ground Surface Elevation (ft):**	NA
Casing Diameter (in):	2.0	**Surface Seal:**	0' - 6.0'	**Top of Casing Elevation (ft):**	75.2
Screen Slot Size (in):	0.010	**Annular Seal:**	6.0' - 8.0'	**Surveyed Location:**	**X:** 37.3694039 **Y:** -121.8874378
Screened Interval (ft bgs):	10.0-20.0	**Boring Abandonment:**	NA	**Unique Well ID:**	NA

FARALLON CONSULTING

Log of Boring: MW-7

Client:	Prologis
Project:	1055 Commercial Court
Location:	San Jose. California
Farallon PN:	1071-047
Logged By:	Steffany Aguilar
Reviewed By:	Gavin FIsco

Date/Time Started:	5/11/2020 08:00	**Depth to Water ATD (ft bgs):**	16
Date/Time Completed:	5/11/2020 11:00	**Boring Diameter (in):**	8
Drilling Company:	Cascade Drilling	**Total Boring Depth (ft bgs):**	28
Drilling Method:	Hollow Stem Auger	**Constructed Well Depth (ft bgs):**	26
Drilling Equipment:	Hollow Stem Auger		
Drilling Operator:	Juan Franco		
Sampler Type:	Split Spoon		
Drive Hammer (lbs):			

Depth (ft bgs)	Lithologic Description	USCS	% Recovery	PID (ppmv)	Sample ID	Sample Analyzed	Boring/Well Construction Details
0	0.0' - 0.5': well graded SAND with gravel (65% sand, 35% gravel) 10 YR 7/1 light gray, no odor, dry.	SW					8-Inch Well Cover
	0.5' - 4.0': no recovery		20	0.7			2-inch diameter PVC
	4.0' - 4.4' well graded SAND with gravel (60% sand, 40% gravel) 10 YR 5/2 grayish brown, no odor, dry, small green glass fragments.	SW		4.3			
5	4.4' - 5.0' SILT with gravel (75% silt, 25% gravel) 10 YR 3/1 very dark gray, no odor, moist, 10% wood fragments.	ML	60	9.7			
	5.0' - 6.0': no recovery						Grout
	6.0' - 10.0': no recovery		0				Medium Bentonite Chips
10	10.0' - 10.5: SILT (100% fines) 2.5 Y 3/1 very dark gray, slight hydrocarbon-like odor, moist, 80% debris inclduing plastics.	ML		12.7			
	10.5' - 12.0': no recovery		20				
	12.0' - 12.5' SILT (100% fines) 2.5 Y 3/1 very dark gray, slight hydrocarbon-like odor, moist, 80% debris inclduing plastics.	ML		12.3			#/2/12 Sand
	12.5' - 14.0': no recovery		20				
	14.0' - 14.5' SILT (100% fines) 2.5 Y 3/1 very dark gray, slight hydrocarbon-like odor, moist, 80% debris inclduing plastics.	ML		7.6			0.010 Screen
15							

Well Construction Information

Monument Type:	8-inch well cover	**Filter Pack:**	10-26	**Ground Surface Elevation (ft):**	NA
Casing Diameter (in):	2	**Surface Seal:**	0-8	**Top of Casing Elevation (ft):**	69.73
Screen Slot Size (in):	0.010	**Annular Seal:**	8-10	**Surveyed Location:**	**X:** 37.3703739 **Y:** -121.8878689
Screened Interval (ft bgs):	11-26	**Boring Abandonment:**	NA	**Unique Well ID:**	NA

FARALLON CONSULTING

Log of Boring: MW-7

Client:	Prologis
Project:	1055 Commercial Court
Location:	San Jose. California
Farallon PN:	1071-047
Logged By:	Steffany Aguilar
Reviewed By:	Gavin FIsco

Date/Time Started:	5/11/2020 08:00	**Depth to Water ATD (ft bgs):**	16
Date/Time Completed:	5/11/2020 11:00	**Boring Diameter (in):**	8
Drilling Company:	Cascade Drilling	**Total Boring Depth (ft bgs):**	28
Drilling Method:	Hollow Stem Auger	**Constructed Well Depth (ft bgs):**	26
Drilling Equipment:	Hollow Stem Auger		
Drilling Operator:	Juan Franco		
Sampler Type:	Split Spoon		
Drive Hammer (lbs):			

Depth (ft bgs)	Sample Interval	Lithologic Description	USCS	USCS Graphic	Blow Counts	% Recovery	PID (ppmv)	Sample ID	Sample Analyzed	Boring/Well Construction Details
						20				
		16.0' - 16.9': SILT (100% fines) 2.5 Y 3/1 very dark gray, slight hydrocarbon-like odor, moist, 40% debris incldluing plastics.	ML				15.9			Water Level
		16.9' - 18.0': no recovery				40				
		18.0' - 20.0': no recovery				0				
20		20.0' - 20.2': 100% debris incldluing plastics.	ML							
		20.2' - 22.0': no recovery				5				
		22.0' - 23.3': CLAY (100% fines) 2.5 Y 3/1 very dark gray, slight hydrocarbon-like odor, wet, 40% debris incldluing plastics and wood.	CL				7.4			
		23.3' - 24.0': no recovery				60	2.2			
		24.0' - 26.0': no recovery								
25						0				
		22.0' - 23.3': CLAY (100% fines) 2.5 Y 3/1 very dark gray, wet, 60% debris incldluing plastics and wood.	CL				0.1			
		22.0' - 23.3': CLAY (100% fines) GLEY 1 4/4 dar gray, wet, no odor.	CL			100	0.2			Hydrated Bentonite
		Bottom of borehole.								

Well Construction Information

Monument Type:	8-inch well cover	**Filter Pack:**	10-26	**Ground Surface Elevation (ft):**	NA
Casing Diameter (in):	2	**Surface Seal:**	0-8	**Top of Casing Elevation (ft):**	69.73
Screen Slot Size (in):	0.010	**Annular Seal:**	8-10	**Surveyed Location:**	**X:** 37.3703739 **Y:** -121.8878689
Screened Interval (ft bgs):	11-26	**Boring Abandonment:**	NA	**Unique Well ID:**	NA

FARALLON CONSULTING

Log of Boring: MW-8

Client: Prologis
Project: 1055 Commercial Court
Location: San Jose. California
Farallon PN: 1071-047
Logged By: Steffany Aguilar
Reviewed By: Gavin FIsco

Date/Time Started:	5/11/2020 11:30	**Depth to Water ATD (ft bgs):**	11
Date/Time Completed:	5/11/2020 13:30	**Boring Diameter (in):**	8
Drilling Company:	Cascade Drilling	**Total Boring Depth (ft bgs):**	32
Drilling Method:	Hollow Stem Auger	**Constructed Well Depth (ft bgs):**	23
Drilling Equipment:	Hollow Stem Auger		
Drilling Operator:	Juan Franco		
Sampler Type:	Split Spoon		
Drive Hammer (lbs):			

Depth (ft bgs)	Lithologic Description	USCS	% Recovery	PID (ppmv)	Boring/Well Construction Details
0	0.0' - 4.0': Not recorded/logged.				8-Inch Well Cover; 2-inch diameter PVC; Grout
5	4.0' - 4.5' 30% well graded SAND with gravel and silt and 70% brick fragments (70% sand, 15% silt, 15% gravel) 10 YR 3/3 dark brown, no odor, dry, small green rock fragments.	SW		2.1	
	4.5' - 6.0' no recovery		40		Medium Bentonite Chips
	6.0' - 6.3' Brick fragments			2.9	
	6.3' - 7.5': well graded SAND with gravel and silt (70% sand, 15% silt, 15% gravel) 10 YR 3/3 dark brown, 70% brick fragments, no odor, dry, small green rock fragments.	SW	70	5.8	
	7.5' - 8.0': no recovery				
	8.0' - 8.9': CLAY(100% fines) GLEY 1 very dark gray, 20% debris (stryofoam, wood, plastic), hydrocarbon-like odor.	CL		1.8	#/2/12 Sand
	8.9' - 9.3': well-graded SAND with gravel (80% sand, 20% gravel) 10 YR 3/3 dark brown, 70% brick fragments, no odor.	SW	60	2.9	
10	9.3 - 10.0: no recovery	SW		13	0.010 Screen
	10.1' - 10.7': well-graded SAND with gravel (80% sand, 20% gravel) 10 YR 3/3 dark brown, 70% brick and wood fragments, no odor.	SW	60	3.0	Water Level
	10.7' - 11.3' well-graded SAND with gravel (70% sand, 20% gravel,10% fines) black wood fragments, no odor, wet, organic odor.				
	11.3' - 12.0': no recovery	SW		7.0	
	12.0' -12.6': well-graded SAND with gravel (60% sand, 30% gravel, 10% fines) hydrocarbon-like odor, brick fragments.	CL	90	5.6	
	12.6' - 14.0': CLAY with sand (80% fines, 20% coarse sand) GLEY 1 Gray 5/5 hydrocarbon-like odor, debris (plastic and brick), wet.			2.6	
15	14.0' - 14.4' Black wood	SW			
	14.4' - 15.2' well-graded SAND with gravel (60% sand, 40% gravel) 10 YR 5/2 grayish brown, wet no odor.			2.2	
	15.2' - 16.0' no recovery				

Well Construction Information

Monument Type:	8-inch well cover	**Filter Pack:**	7-23	**Ground Surface Elevation (ft):**	NA
Casing Diameter (in):	2	**Surface Seal:**	0-5	**Top of Casing Elevation (ft):**	70.36
Screen Slot Size (in):	0.010	**Annular Seal:**	5-7	**Surveyed Location:**	**X:** 37.370836 **Y:** -121.8876289
Screened Interval (ft bgs):	8-23	**Boring Abandonment:**	NA	**Unique Well ID:**	NA

FARALLON CONSULTING

Log of Boring: MW-8

Client:	Prologis
Project:	1055 Commercial Court
Location:	San Jose. California
Farallon PN:	1071-047
Logged By:	Steffany Aguilar
Reviewed By:	Gavin FIsco

Date/Time Started:	5/11/2020 11:30	**Depth to Water ATD (ft bgs):**	11
Date/Time Completed:	5/11/2020 13:30	**Boring Diameter (in):**	8
Drilling Company:	Cascade Drilling	**Total Boring Depth (ft bgs):**	32
Drilling Method:	Hollow Stem Auger	**Constructed Well Depth (ft bgs):**	23
Drilling Equipment:	Hollow Stem Auger		
Drilling Operator:	Juan Franco		
Sampler Type:	Split Spoon		
Drive Hammer (lbs):			

Depth (ft bgs)	Lithologic Description	USCS	% Recovery	PID (ppmv)	Boring/Well Construction Details
			0		
	18.1' - 18.2' well-graded SAND with gravel (60% sand, 40% gravel) 10 YR 5/2 grayish brown, wet no odor.	SW		3.7	
	18.2' - 19.4 CLAY with sand (70% clay, 30% sand) GLEY 1 3 very dark gray, hydrocarbon-like odor, 80% wood and debris.	CL	60	6.0	
20	19.4' - 20.0' no recovery				
	20.0' - 20.5' CLAY with sand (60% clay, 40% sand) GLEY 1 3 very dark gray, no odor, dry, 80% debris.	CL		2.2	
	20.5' - 22.0' no recovery		25		
	22.0' - 24.0' no recovery		0		
	24.0' - 26.0' no recovery				
25			0		Hydrated Bentonite
	26.0' 27.6' CLAY (100% fines) GLEY 4/4 dark gray,no odor, moist, 90% green plastics and wood.	CL		2.5	
			80	3.1	
	27.6' - 28.0': no recovery				
	28.0'- 30.0' no recovery		0		
30					
	30.0' - 31.8' CLAY (100% fines), 90% green plastic & wood, no odor, moist.	CL		0.6	
			90	0.8	
	31.8'- 32.0' no recovery				
	End of boring.				

Well Construction Information

Monument Type:	8-inch well cover	**Filter Pack:**	7-23	**Ground Surface Elevation (ft):**	NA
Casing Diameter (in):	2	**Surface Seal:**	0-5	**Top of Casing Elevation (ft):**	70.36
Screen Slot Size (in):	0.010	**Annular Seal:**	5-7	**Surveyed Location:**	**X:** 37.370836 **Y:** -121.8876289
Screened Interval (ft bgs):	8-23	**Boring Abandonment:**	NA	**Unique Well ID:**	NA

FARALLON CONSULTING

Log of Boring: MW-9

Client: Prologis
Project: 1055 Commercial Court
Location: San Jose. California
Farallon PN: 1071-047
Logged By: Steffany Aguilar
Reviewed By: Gavin FIsco

Date/Time Started:	5/12/2020 11:00	**Depth to Water ATD (ft bgs):**	16
Date/Time Completed:	5/12/2020 13:00	**Boring Diameter (in):**	8
Drilling Company:	Cascade Drilling	**Total Boring Depth (ft bgs):**	38
Drilling Method:	Hollow Stem Auger	**Constructed Well Depth (ft bgs):**	27
Drilling Equipment:	Hollow Stem Auger		
Drilling Operator:	Juan Franco		
Sampler Type:	Split Spoon		
Drive Hammer (lbs):			

Depth (ft bgs)	Lithologic Description	USCS	% Recovery	PID (ppmv)	Sample ID	Sample Analyzed
0	0.0' - 4.0': not recorded/logged					
4	4.0' -4.7': well-graded GRAVEL with silt and sand (50% gravel, 40% sand, 10% fines) 10 YR 5/2 grayish brown, dry, no odor.	GW-GM		0.5		
4.7	4.7' - 5.2' well-graded SAND with gravel (60% sand, 40% gravel) brick fragments, dry, no odor.	SW	65			
5.2	5.2' - 6.0' no recovery	ML		0.9		
6	6.0' - 6.7': sandy gravelly SILT (50% silt, 25% gravel, 25% sand) 10 YR 5/3 brown, dry, no odor.	SM	65	2.3		
6.7	6.7' - 7.2': silty SAND with gravel (40% sand, 30% gravel, 30% fines) 10 YR 5/2 grayish brown, dry, no odor, brick fragments.	SM		4.3		
7.2	7.2' - 8.0' no recovery	CL	75	0.8		
8	8.0' - 8.8': silty SAND with gravel (40% sand, 30% gravel, 30% fines) 10 YR 5/2 grayish brown, dry, no odor, brick fragments.	CL		2.3		
8.8	8.8' - 9.5': CLAY (90% fines 10% sand) GLEY 1 3 very dark gray, hydrocarbon-like odor, moist, wood fragments, plastic fragments.		40	3.9		
9.5	9.5' - 10.0': no recovery	CL		6.3		
10	10.0' - 10.8': CLAY (90% fines 10% sand) GLEY 1 3 very dark gray, hydrocarbon-like odor, moist, wood fragments, plastic fragments.		20	1.5		
10.8	10.8' - 12.0': no recovery	CL		1.5		
12	12.0' - 12.4': CLAY (90% fines 10% sand) GLEY 1 3 very dark gray, hydrocarbon-like odor, moist, wood fragments, plastic fragments.		10	1.8		
12.4	12.4' - 14.0': no recovery	CL				
14	14.0' - 14.2': CLAY (90% fines 10% sand) GLEY 1 3 very dark gray, hydrocarbon-like odor, moist, wood fragments, plastic fragments.		20			
14.2	14.2' - 16.0': no recovery	CL		1.4		
16	16.0' - 17.0' CLAY with sand (75% fines, 20% coarse sand, 5% gravel) GLEY 1 3 very dark gray wet, hydrocarbon-like odor, debris(newspaper, plastic).		20			
17	17.0' - 18.0': no recovery					
18	18.0' - 19.0' CLAY with sand (75% fines, 20% coarse sand, 5% gravel)					

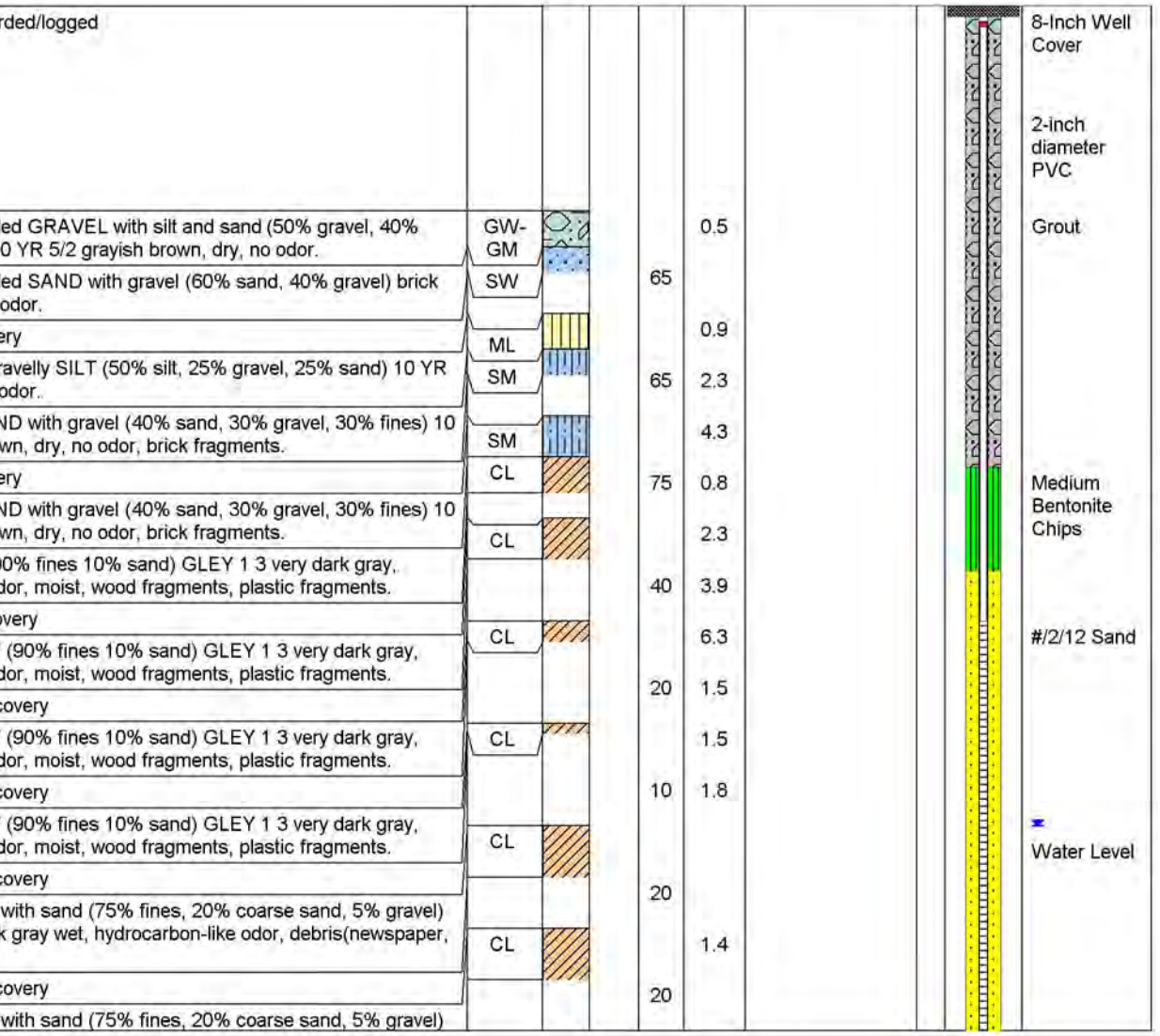

Well Construction Information

Monument Type:	8-inch well cover	**Filter Pack:**	11-27	**Ground Surface Elevation (ft):**	NA
Casing Diameter (in):	2	**Surface Seal:**	0-9	**Top of Casing Elevation (ft):**	72.48
Screen Slot Size (in):	0.010	**Annular Seal:**	9-11	**Surveyed Location:**	**X:** 37.370832 **Y:** -121.8880152
Screened Interval (ft bgs):	12-27	**Boring Abandonment:**	NA	**Unique Well ID:**	NA

FARALLON CONSULTING

Log of Boring: MW-9

Client: Prologis
Project: 1055 Commercial Court
Location: San Jose. California
Farallon PN: 1071-047
Logged By: Steffany Aguilar
Reviewed By: Gavin FIsco

Date/Time Started:	5/12/2020 11:00	**Depth to Water ATD (ft bgs):**	16
Date/Time Completed:	5/12/2020 13:00	**Boring Diameter (in):**	8
Drilling Company:	Cascade Drilling	**Total Boring Depth (ft bgs):**	38
Drilling Method:	Hollow Stem Auger	**Constructed Well Depth (ft bgs):**	27
Drilling Equipment:	Hollow Stem Auger		
Drilling Operator:	Juan Franco		
Sampler Type:	Split Spoon		
Drive Hammer (lbs):			

Depth (ft bgs)	Lithologic Description	USCS	% Recovery	PID (ppmv)	Boring/Well Construction Details
25	20.0' - 20.8' CLAY with sand (75% fines, 20% coarse sand, 5% gravel) GLEY 1 3 very dark gray wet, hydrocarbon-like odor, debris(newspaper, plastic).	CL	40	4.3	0.010 Screen
	20.8' - 22.0': no recovery	CL		3.8	
	22.0' - 22.7' CLAY with sand (75% fines, 20% coarse sand, 5% gravel) GLEY 1 3 very dark gray wet, hydrocarbon-like odor, debris(newspaper, plastic).		35		
	22.7' - 24.0': no recovery				
	24.0' - 26.0': no recovery		0		
	26.0' - 27.5' CLAY with gravel (75% fines, 20% coarse sand, 5% gravel) wet, no odor.	CL		2.8	
	27.5' - 28.0': no recovery		75	2.3	
30	28.0' - 30.0': no recovery		0		
	30.0' - 32.0': no recovery		0		Hydrated Bentonite
	32.0' - 34.0': no recovery		0		
	34.0'- 34.6': CLAY (100% fines) wood fragments, debris (stryofoam and plastic), wet.	CL		0.6	
35	34.6' - 36.0': no recovery		30		
	36.0' - 38.0' CLAY (100% fines) GLEY 1 4 dark gray, high plasticity, moist, no odor.	CL		0.3	
			100	0.7	
	End of boring.				

Well Construction Information

Monument Type:	8-inch well cover	**Filter Pack:**	11-27	**Ground Surface Elevation (ft):**	NA
Casing Diameter (in):	2	**Surface Seal:**	0-9	**Top of Casing Elevation (ft):**	72.48
Screen Slot Size (in):	0.010	**Annular Seal:**	9-11	**Surveyed Location:**	**X:** 37.370832 **Y:** -121.8880152
Screened Interval (ft bgs):	12-27	**Boring Abandonment:**	NA	**Unique Well ID:**	NA

FARALLON CONSULTING

Log of Boring: MW-10

Client:	Prologis
Project:	1055 Commercial Court
Location:	San Jose. California
Farallon PN:	1071-047
Logged By:	Steffany Aguilar
Reviewed By:	Gavin FIsco

Date/Time Started:	5/12/2020 08:00	**Depth to Water ATD (ft bgs):**	20.6
Date/Time Completed:	5/12/2020 10:35	**Boring Diameter (in):**	8
Drilling Company:	Cascade Drilling	**Total Boring Depth (ft bgs):**	32
Drilling Method:	Hollow Stem Auger	**Constructed Well Depth (ft bgs):**	27
Drilling Equipment:	Hollow Stem Auger		
Drilling Operator:	Juan Franco		
Sampler Type:	Split Spoon		
Drive Hammer (lbs):			

Depth (ft bgs)	Lithologic Description	USCS	% Recovery	PID (ppmv)	Boring/Well Construction Details
0	0.0'-0.4': Concrete	CO			8-Inch Well Cover
	0.4 - 5.2' well-graded GRAVEL with sand (60% gravel, 40% sand) 10 YR 5/2 grayish brown, 60% brick fragments, no odor, dry.	GW		0.1	2-inch diameter PVC; Grout
5	5.2' - 6.0': no recovery		65		
	6.0' - 6.6':well-graded SAND with gravel (85% coarse sand, 15% gravel) 10 YR 5/3 brown, brick fragments, dry, no odor.	SW		0.1	
	6.6' - 7.2':silty SAND with gravel (60% sand, 20% fines, 20% gravel) 10 YR 5/2 grayish brown, brick fragments, dry, no odor.	SM	65	0.3	
	7.2' - 8.0': no recovery				
	8.0' - 8.6': silty SAND with gravel (60% sand, 20% fines, 20% gravel) 10 YR 5/2 grayish brown, brick fragments, dry, no odor.	SM		0.1	
	8.6' - 9.1': well-graded SAND with gravel (60% coarse sand, 40% gravel) 10 YR 4/3 brown, moist, no odor.	SW	55	0.1	Medium Bentonite Chips
10	9.1' - 10.0': no recovery				
	10.0' - 10.8' ': well-graded SAND with gravel (60% coarse sand, 40% gravel) 10 YR 4/3 brown, moist, no odor.	SW		2.1	
	10.8' - 13.2' well-graded SAND with silt (90% fines, 10% sand) GLEY 1 3 very dark gray, hydrocarbon-like odor, moist, wood fragments, debris (plastic, glass).	SW-SM	100	0.5 2.1	#/2/12 Sand
	13.2' - 14.0': no recovery		65	225	
	14.0' - 14.8' well-graded SAND with silt (90% fines, 10% sand) GLEY 1 3 very dark gray, hydrocarbon-like odor, moist, wood fragments, debris (plastic, glass).	SW-SM		14.7	
15					

Well Construction Information

Monument Type:	8-inch well cover	**Filter Pack:**	11-27	**Ground Surface Elevation (ft):**	NA
Casing Diameter (in):	2	**Surface Seal:**	0-9	**Top of Casing Elevation (ft):**	73.85
Screen Slot Size (in):	0.010	**Annular Seal:**	9-11	**Surveyed Location:**	**X:** 37.3704315 **Y:** -121.8887266
Screened Interval (ft bgs):	12-27	**Boring Abandonment:**	NA	**Unique Well ID:**	NA

FARALLON CONSULTING

Log of Boring: MW-10

Client:	Prologis
Project:	1055 Commercial Court
Location:	San Jose. California
Farallon PN:	1071-047
Logged By:	Steffany Aguilar
Reviewed By:	Gavin FIsco

Date/Time Started:	5/12/2020 08:00	**Depth to Water ATD (ft bgs):**	20.6
Date/Time Completed:	5/12/2020 10:35	**Boring Diameter (in):**	8
Drilling Company:	Cascade Drilling	**Total Boring Depth (ft bgs):**	32
Drilling Method:	Hollow Stem Auger	**Constructed Well Depth (ft bgs):**	27
Drilling Equipment:	Hollow Stem Auger		
Drilling Operator:	Juan Franco		
Sampler Type:	Split Spoon		
Drive Hammer (lbs):			

Depth (ft bgs)	Sample Interval	Lithologic Description	USCS	USCS Graphic	Blow Counts	% Recovery	PID (ppmv)	Sample ID	Sample Analyzed	Boring/Well Construction Details
		14.8' - 16.0': no recovery				40				
		16.0' - 16.8': wood fragments, hydrocarbon-like odor, dry.					3.1			
		16.8' - 18.0': no recovery				40				
		18.0' - 18.5': wood fragments, hydrocarbon-like odor, dry.					9.3			
		18.5' - 20.0': no recovery				25				
20		20.0' - 21.2': well-graded SAND with silt (90% fines, 10% sand) GLEY 1 3 very dark gray moist, no odor, 25% debris (rubber, glass, wood, plastic)	SW-SM				0.5			Water Level
		21.2' - 22.0': no recovery				60	1.1			
		22.0' - 23.5' well-graded SAND with silt (90% fines, 10% sand) GLEY 1 3 very dark gray moist, no odor, 25% debris (rubber, glass, wood, plastic)	SW-SM				0.3			
		23.5' - 24.0': no recovery				75	0.5			
		24.0' - 24.7': well-graded SAND with silt (90% fines, 10% sand) GLEY 1 3 very dark gray moist, no odor, 25% debris (rubber, glass, wood, plastic)	SW-SM				11.7			0.010 Screen
25		24.7' - 25.0': wood fragments, wet, hydrocarbon-like odor				50	16.2			
		25.0' - 26.0': no recovery								
		26.0' - 26.5': silty SAND (70% coarse sand, 25% fines, 5%gravel) GLEY 1 3 very dark gray, wood fragments, debris (insulation, plastic)	SM				54.1			
		26.5' - 28.0' no recovery				25	5.1			
		28.0' - 30.0': no recovery				0				
30										

Well Construction Information

Monument Type:	8-inch well cover	**Filter Pack:**	11-27	**Ground Surface Elevation (ft):**	NA
Casing Diameter (in):	2	**Surface Seal:**	0-9	**Top of Casing Elevation (ft):**	73.85
Screen Slot Size (in):	0.010	**Annular Seal:**	9-11	**Surveyed Location:**	**X:** 37.3704315 **Y:** -121.8887266
Screened Interval (ft bgs):	12-27	**Boring Abandonment:**	NA	**Unique Well ID:**	NA

FARALLON CONSULTING

Log of Boring: MW-10

Client:	Prologis
Project:	1055 Commercial Court
Location:	San Jose. California
Farallon PN:	1071-047
Logged By:	Steffany Aguilar
Reviewed By:	Gavin FIsco

Date/Time Started:	5/12/2020 08:00	**Depth to Water ATD (ft bgs):**	20.6
Date/Time Completed:	5/12/2020 10:35	**Boring Diameter (in):**	8
Drilling Company:	Cascade Drilling	**Total Boring Depth (ft bgs):**	32
Drilling Method:	Hollow Stem Auger	**Constructed Well Depth (ft bgs):**	27
Drilling Equipment:	Hollow Stem Auger		
Drilling Operator:	Juan Franco		
Sampler Type:	Split Spoon		
Drive Hammer (lbs):			

Depth (ft bgs)	Sample Interval	Lithologic Description	USCS	USCS Graphic	Blow Counts	% Recovery	PID (ppmv)	Sample ID	Sample Analyzed	Boring/Well Construction Details
		30.0' - 30.4': wood fragments					0.2			Hydrated Bentonite
		30.4' - 32.0' CLAY (100% fines) GLEY 1 4 dark gray, no odor, moist	CL			100	0.2			
		End of boring.								

Well Construction Information

Monument Type:	8-inch well cover	**Filter Pack:**	11-27	**Ground Surface Elevation (ft):**	NA
Casing Diameter (in):	2	**Surface Seal:**	0-9	**Top of Casing Elevation (ft):**	73.85
Screen Slot Size (in):	0.010	**Annular Seal:**	9-11	**Surveyed Location:**	**X:** 37.3704315 **Y:** -121.8887266
Screened Interval (ft bgs):	12-27	**Boring Abandonment:**	NA	**Unique Well ID:**	NA

FARALLON CONSULTING

Log of Boring: SV-1

Client:	Prologis Inc
Project:	1055 Commercial Court
Location:	San Jose, CA
Farallon PN:	1071-047
Logged By:	Robert Hernandez
Reviewed By:	Peter Sims

Date/Time Started:	2/11/22 @ 0755	**Depth to Water ATD (ft bgs):**	10.0
Date/Time Completed:	2/11/22 @ 0900	**Boring Diameter (in):**	NA
Drilling Company:	Cascade Drilling	**Total Boring Depth (ft bgs):**	10.5
Drilling Method:	Direct Push	**Constructed Well Depth (ft bgs):**	5.0 & 8.0
Drilling Equipment:	Geoprobe 6600		
Drilling Operator:	Noe Castro		
Sampler Type:	Acetate Sleeve		
Drive Hammer (lbs):			

Depth (ft bgs)	Sample Interval	Lithologic Description	USCS	USCS Graphic	Blow Counts	% Recovery	PID (ppmv)	Sample ID	Sample Analyzed	Boring/Well Construction Details
0		0.0-2.0': Hand auger to 5.0' to clear utilities. CLAY (60% fines, 40% gravel), fine and coarse angluar gravel, low dry strength, no plasticity, 10YR 4/2 dark grayish brown, dry, no odor.	CL				0.0			Grout
		2.0-5.0': Gravelly SILT (70% fines, 30% gravel), fine and coarse angular gravel, low dry strength, no plasticity, 5R 6/8 light red, dry, no odor.	ML			100	0.1 0.2 0.1			Bentonite Vapor Probe
5		5.0-7.0': SILT (80% fines, 20% sand), fine to coarse sand, low dry strength, low plasticity, 10YR 3/4 dark yellowish brown, moist, no odor. Some debris.	ML			90	0.1 0.2	SV-1-5.0	X	Sand Pack Hydrated Bentonite
		7.0-8.0': Well graded SAND with gravel (70% sand, 30% gravel), medium to coarse sand, fine and coarse gravel, low dry strength, no plasticity, 10YR 3/4 dark yellowish brown, moist, no odor.	SW				0.1			Bentonite Vapor Probe
		8.0-10.5': CLAY (90% fines, 5% sand, 5% gravel), fine sand, fine gravel, high dry strength, low plasticity, stiff, 10YR 3/2 very dark grayish brown, wet at 10.0', no odor. Glass and wood debris.	CL			80	0,1 0.0 0.1	SV-1-8.0	X	Sand Pack Hydrated Bentonite Water Level
10		End of boring.								

Well Construction Information

Monument Type:	NA	**Filter Pack:**	4.5'-5.5' & 7.5'-8.5'	**Ground Surface Elevation (ft):**	NA
Casing Diameter (in):	NA	**Surface Seal:**	0.0'-4.0' & 5.5'-7.0'	**Top of Casing Elevation (ft):**	NA
Screen Slot Size (in):	NA	**Annular Seal:**	4.0'-4.5' & 7.0'-7.5'	**Surveyed Location: X:** NA	**Y:** NA
Screened Interval (ft bgs):	NA	**Boring Abandonment:**	Tubing pulled	**Unique Well ID:** NA	

FARALLON CONSULTING

Log of Boring: SV-2

Client:	Prologis Inc
Project:	1055 Commercial Court
Location:	San Diego, California
Farallon PN:	1071-047
Logged By:	Robert Hernandez
Reviewed By:	Peter Sims

Date/Time Started:	2/11/22 @ 1250	**Depth to Water ATD (ft bgs):**	NE
Date/Time Completed:	2/11/22 @ 1315	**Boring Diameter (in):**	NA
Drilling Company:	Cascade Drilling	**Total Boring Depth (ft bgs):**	10.5
Drilling Method:	Direct Push	**Constructed Well Depth (ft bgs):**	5.0 & 8.0
Drilling Equipment:	Geoprobe 6600		
Drilling Operator:	Noe Castro		
Sampler Type:	Acetate Sleeve		
Drive Hammer (lbs):			

Depth (ft bgs)	Lithologic Description	USCS	Blow Counts	% Recovery	PID (ppmv)	Sample ID	Sample Analyzed	Boring/Well Construction Details
0	0.5-1.0': Hand auger to 5.0' to clear utilities. Gravelly SILT (50% fines, 40% gravel, 10% silt), fine to coarse sand, fine and coarse gravel, low dry strength, low plasticity, 10YR 3/3 dark brown, dry, no odor.	ML			0.0			Grout
	1.0-2.5': Gravelly SILT (70% fines, 30% gravel), fine and coarse angular gravel, low dry strength, no plasticity, 5R 6/8 light red, dry, no odor.	ML			0.1			
	5.0-10.5': CLAY (95% fines, 5% gravel), fine gravel, medium dry strength, medium plasticity, 10YR 2/1 black, wet at 10.0', no odor	CL		100	0.5			
					0.4			Bentonite
								Vapor Probe
5					0.3	SV-2-5.0	X	Sand Pack
				40	0.2			Hydrated Bentonite
					0.2			Bentonite
								Vapor Probe
					15.7	SV-2-8.0	X	Sand Pack
				10	2.1			
10					1.1			
	End of boring.							

Well Construction Information

Monument Type:	NA	**Filter Pack:**	4.5'-5.5' & 7.5'-9.0'	**Ground Surface Elevation (ft):**	NA
Casing Diameter (in):	NA	**Surface Seal:**	0.0'-4.0' & 5.5'-7.0'	**Top of Casing Elevation (ft):**	NA
Screen Slot Size (in):	NA	**Annular Seal:**	4.0'-4.5' & 7.0'-7.5'	**Surveyed Location: X:** NA	**Y:** NA
Screened Interval (ft bgs):	NA	**Boring Abandonment:**	NA	**Unique Well ID:** NA	

FARALLON CONSULTING

Log of Boring: SV-3

Client:	Prologis Inc
Project:	1055 Commercial Court
Location:	San Jose, California
Farallon PN:	1071-047
Logged By:	Robert Hernandez
Reviewed By:	Peter Sims

Date/Time Started:	2/11/22 @ 1040	**Depth to Water ATD (ft bgs):**	NE
Date/Time Completed:	2/11/22 @ 1125	**Boring Diameter (in):**	NA
Drilling Company:	Cascade Drilling	**Total Boring Depth (ft bgs):**	10.5
Drilling Method:	Direct Push	**Constructed Well Depth (ft bgs):**	5.0 &10.0
Drilling Equipment:	Geoprobe		
Drilling Operator:	Noe Castro		
Sampler Type:	Acetate Sleeve		
Drive Hammer (lbs):			

Depth (ft bgs)	Sample Interval	Lithologic Description	USCS	USCS Graphic	Blow Counts	% Recovery	PID (ppmv)	Sample ID	Sample Analyzed	Boring/Well Construction Details
0		0.0-2.5': Hand auger to 5.0 to clear utilities. Gravelly SILT (70% fines, 30% gravel), fine and coarsse angular gravel, low dry strength, no plasticity, 5R 6/8 light red, dry, no odor.	ML				0.4			Grout
							0.5			
		2.5-5.0': SILT (80% fines, 20% sand), fine to coarse sand, low dry strength, low plasticity, 10YR 3/4 dark yellowish brown, moist, no odor. Some debris.	ML			100	0.6			
							0.6			Bentonite
										Vapor Probe
5		5.0-10.5': CLAY (95% fines, 5% gravel), fine gravel, medium dry strength, medium plasticity, 10YR 2/1 black, moist, no odor.	CL				0.6	SV-3-5.0	X	Sand Pack
						90	0.8			
							0.9			
							1.1			
						60	0.8			
10							0.8	SV-3-10.0	X	
		End of boring.								

Well Construction Information

Monument Type:	NA	**Filter Pack:**	4.5' - 5.5'	**Ground Surface Elevation (ft):**	NA
Casing Diameter (in):	NA	**Surface Seal:**	4.0' - 4.5'	**Top of Casing Elevation (ft):**	NA
Screen Slot Size (in):	NA	**Annular Seal:**	0' - 4.0'	**Surveyed Location: X:** NA	**Y:** NA
Screened Interval (ft bgs):	NA	**Boring Abandonment:**	NA	**Unique Well ID:** NA	

FARALLON CONSULTING

Log of Boring: SV-4

Client:	Prologis Inc
Project:	1055 Commercial Court
Location:	San Jose, CA
Farallon PN:	1071-047
Logged By:	Robert Hernandez
Reviewed By:	Peter Sims

Date/Time Started:	2/11/22 @ 0910	**Depth to Water ATD (ft bgs):**	10.0
Date/Time Completed:	2/11/22 @ 0940	**Boring Diameter (in):**	NA
Drilling Company:	Cascade Drilling	**Total Boring Depth (ft bgs):**	10.5
Drilling Method:	Direct Push	**Constructed Well Depth (ft bgs):**	5.0 & 8.0
Drilling Equipment:	Geoprobe 6600		
Drilling Operator:	Noe Castro		
Sampler Type:	Acetate Sleeve		
Drive Hammer (lbs):			

Depth (ft bgs)	Sample Interval	Lithologic Description	USCS	USCS Graphic	Blow Counts	% Recovery	PID (ppmv)	Sample ID	Sample Analyzed	Boring/Well Construction Details
0		0.0'-1.0': Hand auger to 5.0 to clear utilities. CLAY (60% fines, 40% gravel), fine and coarse angluar gravel, low dry strength, no plasticity, 10YR 4/2 dark grayish brown, dry, no odor.	CL							
		1.0'-4.0': Gravelly SILT (70% fines, 30% gravel), fine and coarse angular gravel, low dry strength, no plasticity, 5R 6/8 light red, dry, no odor.	ML				0.0 0.1			Grout
						100	0.2			
		4.0'-5.0': well-graded SAND (100% sand), coarse sand, 5Y 7/1 light gray, dry, no odor.	SW				0.2			Bentonite Vapor Probe
5		5.0-7.0': SILT (80% fines, 20% sand), fine to coarse sand, low dry strength, low plasticity, 10YR 3/4 dark yellowish brown, moist, no odor. Some debris.	ML				0.3	SV-4-5.0	X	Sand Pack
						90	0.3			Hydrated Bentonite
		7.0-10.5': CLAY (90% fines, 5% sand, 5% gravel), fine sand, fine gravel, high dry strength, low plasticity, stiff, 10YR 3/2 very dark grayish brown, wet at 10.0', no odor. Glass and wood debris.	CL				0.1			Bentonite Vapor Probe
							0.2			Sand Pack
						80	0.1			Hydrated Bentonite
10							0.2	SV-4-10.0	X	Water Level
		End of boring.								

Well Construction Information

Monument Type:	NA	**Filter Pack:**	4.5' - 5.5' & 7.5' - 8.5'	**Ground Surface Elevation (ft):**	NA
Casing Diameter (in):	NA	**Surface Seal:**	0 - 4.0' & 5.5' - 7.0'	**Top of Casing Elevation (ft):**	NA
Screen Slot Size (in):	NA	**Annular Seal:**	4.0' - 4.5' & 7.0' - 7.5'	**Surveyed Location: X:** NA	**Y:** NA
Screened Interval (ft bgs):	NA	**Boring Abandonment:**	NA	**Unique Well ID:** NA	

FARALLON CONSULTING

Log of Boring: SV-5

Client:	Prologis Inc
Project:	1055 Commercial Court
Location:	San Jose, California
Farallon PN:	1071-047
Logged By:	Robert Hernandez
Reviewed By:	Peter Sims

Date/Time Started:	2/11/22 @ 1320	**Depth to Water ATD (ft bgs):**	NE
Date/Time Completed:	2/11/22 @ 1355	**Boring Diameter (in):**	NA
Drilling Company:	Cascade Drilling	**Total Boring Depth (ft bgs):**	10.5
Drilling Method:	Direct Push	**Constructed Well Depth (ft bgs):**	5.0 &10.0
Drilling Equipment:	Geoprobe		
Drilling Operator:	Noe Castro		
Sampler Type:	Acetate Sleeve		
Drive Hammer (lbs):			

Depth (ft bgs)	Sample Interval	Lithologic Description	USCS	USCS Graphic	Blow Counts	% Recovery	PID (ppmv)	Sample ID	Sample Analyzed	Boring/Well Construction Details
0		0.0-2.0': Hand auger to 5.0 to clear for utilities. Gravelly SILT (70% fines, 30% gravel), fine and coarse angular gravel, low dry strength, no plasticity, 5R 6/8 light red, dry, no odor.	ML				0.5			Grout
		2.0-4.0': SILT (80% fines, 20% sand), fine to coarse sand, low dry strength, low plasticity, 10YR 3/4 dark yellowish brown, moist, no odor. Some debris.	ML			100	0.4 0.4			
		4.0-8.0': Well graded SAND with gravel (70% sand, 30% gravel), medium to coarse sand, fine and coarse gravel, low dry strength, no plasticity, 10YR 3/4 dark yellowish brown, moist, no odor.	SW				4.0			Bentonite Vapor Probe
5							0.7	SV-5-5.0	X	Sand Pack
						80	2.6			
							1.0			Hydrated Bentonite
		8.0-10.5': CLAY (95% fines, 5% gravel), fine gravel, medium dry strength, medium plasticity, 10YR 2/1 black, moist, no odor.	CL				0.9			
						40	0.6			Bentonite Vapor Probe
10							0.7	SV-5-10.0	X	Sand Pack
		End of boring.								

Well Construction Information

Monument Type:	NA	**Filter Pack:**	4.5' - 5.5' & 9.5' - 10.5'	**Ground Surface Elevation (ft):**	NA
Casing Diameter (in):	NA	**Surface Seal:**	0' -4.0' & 5.5' -9.0'	**Top of Casing Elevation (ft):**	NA
Screen Slot Size (in):	NA	**Annular Seal:**	4.0' -4.5' & 9.0' -9.5'	**Surveyed Location: X:** NA	**Y:** NA
Screened Interval (ft bgs):	NA	**Boring Abandonment:**	NA	**Unique Well ID:** NA	

FARALLON CONSULTING

Log of Boring: SV-6

Client:	Prologis Inc
Project:	1055 Commercial Court
Location:	San Jose, California
Farallon PN:	1071-047
Logged By:	Robert Hernandez
Reviewed By:	Peter Sims

Date/Time Started:	2/11/22 @ 1135	**Depth to Water ATD (ft bgs):**	NE
Date/Time Completed:	2/11/22 @ 1200	**Boring Diameter (in):**	NA
Drilling Company:	Cascade Drilling	**Total Boring Depth (ft bgs):**	10.5
Drilling Method:	Direct Push	**Constructed Well Depth (ft bgs):**	5.0 &10.0
Drilling Equipment:	Geoprobe		
Drilling Operator:	Noe Castro		
Sampler Type:	Acetate Sleeve		
Drive Hammer (lbs):			

Depth (ft bgs)	Lithologic Description	USCS	% Recovery	PID (ppmv)	Sample ID	Sample Analyzed	Boring/Well Construction Details
0	0.5-2.0': Hand auger to 5.0' to clear for utilities. gravelly SILT (70% fines, 20% gravel, 10% sand), coarse sand, coarse gravel, low dry strength, no plasticity, 2.5Y 8/1 white.	ML		0.1			Grout
	2.0-10.5': CLAY (95% fines, 5% gravel), fine gravel, medium dry strength, medium plasticity, 10YR 2/1 black, moist, no odor.	CL		0.1			
			100	0.1			
				0.1			Bentonite
							Vapor Probe
5				0.2	SV-6-5.0	X	Sand Pack
			60	0.2			
				0.1			Hydrated Bentonite
				0.2			
			100	0.2			Bentonite
							Vapor Probe
10				0.5	SV-6-10.0	X	Sand Pack
	End of boring.						

Well Construction Information

Monument Type:	NA	**Filter Pack:**	4.5' -5.5' & 9.5' -10.5'	**Ground Surface Elevation (ft):**	NA
Casing Diameter (in):	NA	**Surface Seal:**	0.0' -4.0' & 5.5' -9.0'	**Top of Casing Elevation (ft):**	NA
Screen Slot Size (in):	NA	**Annular Seal:**	4.0' -4.5' & 9.0' -9.5'	**Surveyed Location: X:** NA	**Y:** NA
Screened Interval (ft bgs):	NA	**Boring Abandonment:**	NA	**Unique Well ID:** NA	

FARALLON CONSULTING

Log of Boring: SV-7

Client:	Prologis Inc
Project:	1055 Commercial Court
Location:	San Diego, California
Farallon PN:	1071-047
Logged By:	Robert Hernandez
Reviewed By:	Peter Sims

Date/Time Started:	2/11/22 @ 1000	**Depth to Water ATD (ft bgs):**	NE
Date/Time Completed:	2/11/22 @ 1030	**Boring Diameter (in):**	NA
Drilling Company:	Cascade Drilling	**Total Boring Depth (ft bgs):**	10.5
Drilling Method:	Direct Push	**Constructed Well Depth (ft bgs):**	5.0 &10.0
Drilling Equipment:	Geoprobe		
Drilling Operator:	Noe Castro		
Sampler Type:	Acetate Sleeve		
Drive Hammer (lbs):			

Depth (ft bgs)	Sample Interval	Lithologic Description	USCS	USCS Graphic	Blow Counts	% Recovery	PID (ppmv)	Sample ID	Sample Analyzed	Boring/Well Construction Details
0		0.5-0.5': Concrete. Hand auger to 5.0' to clear utilities.	CO							
		0.5-5.0': CLAY (95% fines, 5% gravel), fine gravel, medium dry strength, medium plasticity, 10YR 2/1 black, moist, no odor.	CL				0.3			Grout
							0.3			
						100	0.5			
							0.9			Bentonite
										Vapor Probe
5							0.5	SV-7-5.0	X	Sand Pack
						90	0.4			
							1.1			Hydrated Bentonite
							0.3			
						60	0.5			Bentonite
										Vapor Probe
10							0.8	SV-7-10.0	X	Sand Pack
		End of boring.								

Well Construction Information

Monument Type:	NA	**Filter Pack:**	4.5' -5.5' & 9.5' -10.5'	**Ground Surface Elevation (ft):**	NA
Casing Diameter (in):	NA	**Surface Seal:**	0' -4.0' & 5.5' -9.0'	**Top of Casing Elevation (ft):**	NA
Screen Slot Size (in):	NA	**Annular Seal:**	4.0' -4.5' & 9.0' -9.5'	**Surveyed Location: X:** NA	**Y:** NA
Screened Interval (ft bgs):	NA	**Boring Abandonment:**	NA	**Unique Well ID:** NA	

FARALLON CONSULTING

Log of Boring: SV-8

Client:	Prologis Inc
Project:	1055 Commercial Court
Location:	San Diego, California
Farallon PN:	1071-047
Logged By:	Laura Mosqueda
Reviewed By:	Peter Sims

Date/Time Started:	3/29/22 @ 1245	**Depth to Water ATD (ft bgs):**	NE
Date/Time Completed:	3/29/22 @ 1419	**Boring Diameter (in):**	3.5 & 2.5
Drilling Company:	Cascade Drilling	**Total Boring Depth (ft bgs):**	8.0
Drilling Method:	Direct Push	**Constructed Well Depth (ft bgs):**	4.5 &7.5
Drilling Equipment:	Hand Auger & DPT		
Drilling Operator:	Noe Castro		
Sampler Type:	Acetate		
Drive Hammer (lbs):			

Depth (ft bgs)	Sample Interval	Lithologic Description	USCS	USCS Graphic	Blow Counts	% Recovery	PID (ppmv)	Sample ID	Sample Analyzed	Boring/Well Construction Details
0		0.0-0.3': GRAVEL. Hand Auger to 5.0' to clear utilities.	GP							
		0.3-4.5': Silty SAND (45% sand, 35% gravel, 20% fines), loose, dry, fine to coarse sand, fine and coarse sub rounded gravel, 25Y 3/2 very dark grayish brown, no odor, no sheen. Rubber, glass, brick, wood debris.	SM				0.1			Grout
		2.0': Color change to black.								
		2.5': Decrease gravel (60% sand, 25% gravel, 15% fines).								
		3.0': Color change to 10YR 3/2 very dark grayish brown, slight odor.					11.5			
		3.5': Increase gravel (50% sand, 35% gravel, 15% fines)								Bentonite
										Vapor Probe
		4.5-5.0': Sandy SILT (55% fines, 35% sand, 10% gravel), loose, dry, fine to coarse sand, fine sub rounded gravel, 5Y 3/2 dark oilve gray, slight odor, no sheen.	ML							
5			CL				1.7	SV-8-5.0	X	
		5.0-8.0': CLAY (50% fines, 35% sand, 15% gravel), dry, fine to coarse sand, fine subrounded gravel, 2.5 Y 3/1 very dark gray, slight odor, no sheen, Brick, wood and glass debris.								Hydrated Bentonite
										Bentonite
										Vapor Probe
							1.3	SV-8-7.5	X	Sand Pack
		End of boring.					1.8			
10										

Well Construction Information

Monument Type:	Flush Mount	**Filter Pack:**	4.0'-5.0' & 7.0'-8.0'	**Ground Surface Elevation (ft):**	NA
Casing Diameter (in):	NA	**Surface Seal:**	0.0'-3.0' & 5.0'-6.0'	**Top of Casing Elevation (ft):**	70.36
Screen Slot Size (in):	NA	**Annular Seal:**	3.0'-4.0' & 6.5'-7.0'	**Surveyed Location:**	**X:** 37.3694222 **Y:** -121.8874754
Screened Interval (ft bgs):	NA	**Boring Abandonment:**	NA	**Unique Well ID:**	NA

FARALLON CONSULTING

Log of Boring: SV-9

Client:	Prologis Inc
Project:	1055 Commercial Court
Location:	San Diego, California
Farallon PN:	1071-047
Logged By:	Laura Mosqueda
Reviewed By:	Peter Sims

Date/Time Started:	3/30/22 @ 0712	**Depth to Water ATD (ft bgs):**	NE
Date/Time Completed:	3/30/22 @ 0913	**Boring Diameter (in):**	3.5 & 2.5
Drilling Company:	Cascade Drilling	**Total Boring Depth (ft bgs):**	10.5
Drilling Method:	Direct Push	**Constructed Well Depth (ft bgs):**	4.5 & 8.0
Drilling Equipment:	Hand Auger & DPT		
Drilling Operator:	Noe Castro		
Sampler Type:	Acetate		
Drive Hammer (lbs):			

Depth (ft bgs)	Lithologic Description	USCS	PID (ppmv)	Sample ID	Sample Analyzed	Boring/Well Construction Details
0	0.0-0.3': GRAVEL. Hand Auger to 5.0' to clear utilities.	GP				
	0.3-3.0': Silty SAND (40% sand, 35% gravel, 25% fines), loose, dry, fine to coarse sand, fine and coarse sub angular gravel, 25Y 3/3 very dark olive brown, no odor, no sheen. Brick and asphalt debris.	SM	0.0			Grout
	1.5': 25Y 3/2 very dark grayish brown, debris (5YR 7/6 reddish yellow).					
	2.5': Increase sand (55% sand, 30% gravel, 15% fines)					
	3.0': CLAY (70% fines, 20% sand, 10% gravel), dry, fine sand, fine sub rounded gravel, 5YR 3/1 very dark gray, slight odor, no sheen. Brick debris.	CL	0.3			Bentonite
	4.0': Organic debris.		4.4			Vapor Probe Sand Pack
5	5.0-7.0': Mostly debris and wood fragments with lenses of CLAY (70% fines, 30% sand, 10% gravel) and SILT (50% fines, 30% sand, 20% gravel), dry, fine to coarse sand, fine gravel, 5YR 3/1 very dark gray, slight odor, no sheen. At 6.0' strong odor and black.	ML		SV-9-5.0	X	Hydrated Bentonite
	7.0-8.0': Mostly organic material, no soil.	OL	18.8			Bentonite
				SV-9-8.0	X	Vapor Probe
	8.0-9.5': Sandy SILT (60% fines, 40% sand),dry, fine to coarse sand, black, strong odor, no sheen. Organic material (wood), plastic, brick and glass debris.	ML	17.6			Sand Pack
10	9.5-10.5': CLAY (50% fines, 30% sand, 20% gravel), dry, fine to coarse sand, fine and coarse sub rounded gravel, slight odor, 5Y 3/1 very dark gray. Lense of large gravel, on top of clay.	CL	1.6			
	End of boring.					

Well Construction Information

Monument Type:	Flush Mount	**Filter Pack:**	4.0'-5.0' & 7.5'-8.5'	**Ground Surface Elevation (ft):**	NA
Casing Diameter (in):	NA	**Surface Seal:**	0.0'-3.0' & 5.0'-7.0'	**Top of Casing Elevation (ft):**	72.48
Screen Slot Size (in):	NA	**Annular Seal:**	3.0'-4.0' & 7.0'-7.5'	**Surveyed Location:**	**X:** 37.3702723 **Y:** -121.8866134
Screened Interval (ft bgs):	NA	**Boring Abandonment:**	NA	**Unique Well ID:**	NA

FARALLON CONSULTING

Log of Boring: SV-10

Client:	Prologis Inc
Project:	1055 Commercial Court
Location:	San Diego, California
Farallon PN:	1071-047
Logged By:	Laura Mosqueda
Reviewed By:	Peter Sims

Date/Time Started:	3/29/22 @ 1000	**Depth to Water ATD (ft bgs):**	NE
Date/Time Completed:	3/29/22 @ 1145	**Boring Diameter (in):**	3.5 & 2.5
Drilling Company:	Cascade Drilling	**Total Boring Depth (ft bgs):**	10.5
Drilling Method:	Direct Push	**Constructed Well Depth (ft bgs):**	5.0 &10.0
Drilling Equipment:	Hand Auger & DPT		
Drilling Operator:	Noe Castro		
Sampler Type:	Acetate		
Drive Hammer (lbs):			

Depth (ft bgs)	Sample Interval	Lithologic Description	USCS	USCS Graphic	Blow Counts	% Recovery	PID (ppmv)	Sample ID	Sample Analyzed	Boring/Well Construction Details
0		0.0-0.3': GRAVEL. Hand Auger to 5.0' to clear utilities.	GP							
		0.3-3.5': Silty SAND (45% sand, 35% gravel, 20% fines), dry, fine to coarse sand, fine and coarse sub angular gravel, 25Y 3/3 olive brown, no odor, no sheen. Glass and rubber debris.	SM				0.6			Grout
							2.1			
		3.5-4.0': CLAY (65% fines, 25% sand, 15% gravel), dry, fine to coarse sand, fine and medium sub angular gravel, 25Y 3/1 very dark gray, no odor, no sheen.	CL							Bentonite
			SM							Sand Pack
		4.0-6.0': Silty SAND (45% sand, 35% gravel, 20% fines), dry, fine to coarse sand, fine and coarse sub angular gravel, 25Y 3/1 very dark gray, no odor, no sheen.								Vapor Probe
5							11.1	SV-10-5.0	X	
		6.0-8.0': CLAY (60% fines, 25% sand, 15% gravel), dry, fine and coarse sand, fine sub angular gravel, 2.5Y 3/1 very dark gray, slight odor, no sheen. Fine brick debris. Large brick at 6.5'. 7.0': Paper and glass fragments.	CL				26.8			Hydrated Bentonite
							60.1	SV-10-10.0		
		8.0-10.5': Silty SAND (45% sand, 35% gravel, 20% fines), dry, fine to coarse sand, fine and coarse sub angular gravel, 25Y 3/1 very dark gray, no odor, no sheen. Brick, glass, wood, plastic debris.	SM							Bentonite
										Vapor Probe
10							66.2		X	Sand Pack
		End of boring.								

Well Construction Information

Monument Type:	Flush Mount	**Filter Pack:**	4.5-5.5' & 9.5-10.5'	**Ground Surface Elevation (ft):**	NA
Casing Diameter (in):	NA	**Surface Seal:**	0.0-3.5' & 5.5-9.0'	**Top of Casing Elevation (ft):**	73.85
Screen Slot Size (in):	NA	**Annular Seal:**	3.5-4.5' & 9.0-9.5'	**Surveyed Location:**	**X:** 37.3696916 **Y:** -121.8869076
Screened Interval (ft bgs):	NA	**Boring Abandonment:**	NA	**Unique Well ID:**	NA

APPENDIX E
SURVEY DATA

SITE INVESTIGATION REPORT
1055 Commercial Court
San Jose, California

Farallon PN: 1071-047

GLOBAL_ID	FIELD_PT_NAME	FIELD_PT_CLASS	XY_SURVEY_DATE	LATITUDE	LONGITUDE	XY_METHOD	XY_DATUM	XY_ACC_VAL	XY_SURVEY_ORG	GPS_EQUIP_TYPE	XY_SURVEY_DESC
	MW-1		4/22/2022	37.3696531	-121.8858264	CGPS	NAD83	1	MORROW SURVEYING, MATT MORROW L.S. 8501	TR	GROUND
	MW-2		4/22/2022	37.3695063	-121.8861191	CGPS	NAD83	1	MORROW SURVEYING, MATT MORROW L.S. 8501	TR	GROUND
	MW-3		4/22/2022	37.3691091	-121.8867582	CGPS	NAD83	1	MORROW SURVEYING, MATT MORROW L.S. 8501	TR	GROUND
	MW-4		4/22/2022	37.3697049	-121.8868757	CGPS	NAD83	1	MORROW SURVEYING, MATT MORROW L.S. 8501	TR	GROUND
	MW-5		4/22/2022	37.3703217	-121.8865889	CGPS	NAD83	1	MORROW SURVEYING, MATT MORROW L.S. 8501	TR	GROUND
	MW-6		4/22/2022	37.3694039	-121.8874378	CGPS	NAD83	1	MORROW SURVEYING, MATT MORROW L.S. 8501	TR	GROUND
	MW-7		4/22/2022	37.3703739	-121.8878689	CGPS	NAD83	1	MORROW SURVEYING, MATT MORROW L.S. 8501	TR	GROUND
	MW-8		4/22/2022	37.370836	-121.8876289	CGPS	NAD83	1	MORROW SURVEYING, MATT MORROW L.S. 8501	TR	GROUND
	MW-9		4/22/2022	37.370832	-121.8880152	CGPS	NAD83	1	MORROW SURVEYING, MATT MORROW L.S. 8501	TR	GROUND
	MW-10		4/22/2022	37.3704315	-121.8887266	CGPS	NAD83	1	MORROW SURVEYING, MATT MORROW L.S. 8501	TR	GROUND
	SV-8		4/22/2022	37.3694222	-121.8874754	CGPS	NAD83	1	MORROW SURVEYING, MATT MORROW L.S. 8501	TR	GROUND
	SV-9		4/22/2022	37.3702723	-121.8866134	CGPS	NAD83	1	MORROW SURVEYING, MATT MORROW L.S. 8501	TR	GROUND
	SV-10		4/22/2022	37.3696916	-121.8869076	CGPS	NAD83	1	MORROW SURVEYING, MATT MORROW L.S. 8501	TR	GROUND

GLOBAL_ID	FIELD_PT_NAME	ELEV_SURVEY_DATE	ELEVATION	ELEV_METHOD	ELEV_DATUM	ELEV_ACC_VAL	ELEV_SURVEY_ORG	RISER_HT	ELEV_DESC	EFF_DATE
	MW-1	4/22/2022	70.77	DIG	88	0.3	MORROW SURVEYING, MATT MORROW L.S. 8501		TOC	
	MW-2	4/22/2022	72.93	DIG	88	0.3	MORROW SURVEYING, MATT MORROW L.S. 8501		TOC	
	MW-3	4/22/2022	75.02	DIG	88	0.3	MORROW SURVEYING, MATT MORROW L.S. 8501		TOC	
	MW-4	4/22/2022	73.2	DIG	88	0.3	MORROW SURVEYING, MATT MORROW L.S. 8501		TOC	
	MW-5	4/22/2022	70.19	DIG	88	0.3	MORROW SURVEYING, MATT MORROW L.S. 8501		TOC	
	MW-6	4/22/2022	75.2	DIG	88	0.3	MORROW SURVEYING, MATT MORROW L.S. 8501		TOC	
	MW-7	4/22/2022	69.73	DIG	88	0.3	MORROW SURVEYING, MATT MORROW L.S. 8501		TOC	
	MW-8	4/22/2022	70.36	DIG	88	0.3	MORROW SURVEYING, MATT MORROW L.S. 8501		TOC	
	MW-9	4/22/2022	72.48	DIG	88	0.3	MORROW SURVEYING, MATT MORROW L.S. 8501		TOC	
	MW-10	4/22/2022	73.85	DIG	88	0.3	MORROW SURVEYING, MATT MORROW L.S. 8501		TOC	

APPENDIX F
LABORATORY ANALYTICAL REPORTS

SITE INVESTIGATION REPORT
1055 Commercial Court
San Jose, California

Farallon PN: 1071-047

Enthalpy Analytical
931 West Barkley Ave
Orange, CA 92868
(714) 771-6900

enthalpy.com

Lab Job Number:	449813
Report Level:	II
Report Date:	09/03/2021

Analytical Report *prepared for:*

Steffany Aguilar
Farallon Consulting
330 Franklin Street
Suite 200
Oakland, CA 94612

Project: 1071-047 - 1055 Commercial Ct.

Authorized for release by:



John Goyette, Service Center Manager
(510) 204-2233 Ext 13112
john.goyette@enthalpy.com

This data package has been reviewed for technical correctness and completeness. Release of this data has been authorized by the Laboratory Manager or the Manager's designee, as verified by the above signature which applies to this PDF file as well as any associated electronic data deliverable files. The results contained in this report meet all requirements of NELAP and pertain only to those samples which were submitted for analysis. This report may be reproduced only in its entirety.

CA ELAP# 1338, NELAP# 4038, SCAQMD LAP# 18LA0518, LACSD ID# 10105, CDC ELITE Member

ENTHALPY ANALYTICAL

Sample Summary

Steffany Aguilar
Farallon Consulting
330 Franklin Street
Suite 200
Oakland, CA 94612

Lab Job #:	449813
Project No:	1071-047
Location:	1055 Commercial Ct.
Date Received:	08/27/21

Sample ID	Lab ID	Collected	Matrix
F-IDW-01	449813-001	08/27/21 10:30	Soil

ENTHALPY ANALYTICAL

Case Narrative

Farallon Consulting	Lab Job Number: 449813
330 Franklin Street	Project No: 1071-047
Suite 200	Location: 1055 Commercial Ct.
Oakland, CA 94612	Date Received: 08/27/21
Steffany Aguilar	

This data package contains sample and QC results for one soil sample, requested for the above referenced project on 08/27/21. The sample was received cold and intact.

TPH-Extractables by GC (EPA 8015M):
No analytical problems were encountered.

Volatile Organics by GC/MS (EPA 8260B):
No analytical problems were encountered.

Metals (EPA 6010B and EPA 7471A):
Low recoveries were observed for antimony in the MS/MSD for batch 273206; the parent sample was not a project sample, the LCS was within limits, and the associated RPD was within limits. No other analytical problems were encountered.

ENTHALPY ANALYTICAL

Chain of Custody Record

Lab No: 449813

Page: 1 of 1

Turn Around Time (rush by advanced notice only)

Standard:	X	5 Day:		3 Day:	
2 Day:		1 Day:		Custom TAT:	

Enthalpy Analytical - Berkeley

2323 5th Street, Berkeley, CA 94710

Phone 510-486-0900

Matrix: A = Air S = Soil/Solid W = Water DW = Drinking Wate SD = Sediment PP = Pure Product SEA = Sea Water SW = Swab T = Tissue WP = Wipe O = Other

Preservatives: 1 = $Na_2S_2O_3$ 2 = HCl 3 = HNO_3 4 = H_2SO_4 5 = NaOH 6 = Other

Sample Receipt Temp: (lab use only)

CUSTOMER INFORMATION		PROJECT INFORMATION	
Company:	Farallon Consulting	Name:	1055 Commercial Ct.
Report To:	Steffany Aguilar	Number:	
Email:	~~sloeb@farallonconsulting.com~~ saguilar@farallonconsulting.com	P.O. #:	1071-047
Address:	330 Franklin Street #200	Address:	
Phone:	510-789-7184	Global ID:	
Fax:		Sampled By:	Steffany Aguilar Loeb

	Sample ID	Sampling Date	Sampling Time	Matrix	Container No. / Size	Pres.	TPHg + VOCs	TPHd + TPHmo	Title 22 Metals	Analysis Request	Test Instructions / Comments
1	F-1DW-01	8/27/2021	10:30	Soil	1	None	X	X	X		
2											
3											
4											
5											
6											
7											
8											
9											
10											

	Signature	Print Name	Company / Title	Date / Time
[1] Relinquished By:		Steffany Aguilar	Farallon Consulting	8/27/2021 16:15
[1] Received By:		SOPHIA BAUCHANAN	EA	8/27/2021 14:15
[2] Relinquished By:		Jacob Hahn	EA	8-30-21 1707
[2] Received By:		Gepna Sylvester	EA	8/31/21 11:00
[3] Relinquished By:				
[3] Received By:				

SAMPLE RECEIPT CHECKLIST

Section 1: Login # 449813 Client: Fearless

Date Received: 8/27/21 Project: _____

ENTHALPY ANALYTICAL

Section 2: Shipping info (if applicable) _____

Are custody seals present? ☒ No, or ☐ Yes. If yes, where? ☐ on cooler, ☐ on samples, ☐ on package

☐ Date: _____ How many _____ ☐ Signature, ☐ Initials, ☐ None

Were custody seals intact upon arrival? ☐ Yes ☐ No ☐ N/A

Samples received in a cooler? ☒ Yes, how many? 1 ☐ No (**skip Section 3 below**)

If no cooler Sample Temp (°C): _____ using IR Gun # ☐ B, or ☐ C

☒ Samples received on ice directly from the field. Cooling process had begun

If in cooler: Date Opened 8/27/21 By (print) MAC (sign) _____

Section 3: ***Important*: Notify PM if temperature exceeds 6°C or arrive frozen.**

Packing in cooler: (if other, describe) _____

☐ Bubble Wrap, ☐ Foam blocks, ☐ Bags, ☐ None, ☐ Cloth material, ☐ Cardboard, ☐ Styrofoam, ☐ Paper towels

☒ Samples received on ice directly from the field. Cooling process had begun

Type of ice used : ☐ Wet, ☐ Blue/Gel, ☐ None Temperature blank(s) included? ☐ Yes, ☐ No

Temperature measured using ☐ Thermometer ID: _____, or IR Gun # ☐ B ☐ C

Cooler Temp (°C): #1: _____, #2: _____, #3: _____, #4: _____, #5: _____, #6: _____, #7: _____

Section 4:	YES	NO	N/A
Were custody papers dry, filled out properly, and the project identifiable	✓		
Were Method 5035 sampling containers present?		✓	
If YES, what time were they transferred to freezer? _____			
Did all bottles arrive unbroken/unopened?	✓		
Are there any missing / extra samples?		✓	
Are samples in the appropriate containers for indicated tests?	✓		
Are sample labels present, in good condition and complete?	✓		
Does the container count match the COC?	✓		
Do the sample labels agree with custody papers?	✓		
Was sufficient amount of sample sent for tests requested?	✓		
Did you change the hold time in LIMS for unpreserved VOAs?			✓
Did you change the hold time in LIMS for preserved terracores?			✓
Are bubbles > 6mm present in VOA samples?			✓
Was the client contacted concerning this sample delivery?		✓	
If YES, who was called? _____ By _____ Date: _____			

Section 5:	YES	NO	N/A
Are the samples appropriately preserved? (if N/A, skip the rest of section 5)			
Did you check preservatives for all bottles for each sample?			
Did you document your preservative check?			

pH strip lot# _____, pH strip lot# _____, pH strip lot# _____

Preservative added:

☐ H2SO4 lot# _____ added to samples _____ on/at _____

☐ HCL lot# _____ added to samples _____ on/at _____

☐ HNO3 lot# _____ added to samples _____ on/at _____

☐ NaOH lot# _____ added to samples _____ on/at _____

Section 6:

Explanations/Comments: _____

Date Logged in 8/27/21 **By (print)** MAC **(sign)** _____

Date Labeled 8-30-21 **By (print)** JH **(sign)** _____

ENTHALPY ANALYTICAL

SAMPLE ACCEPTANCE CHECKLIST

Section 1

Client: Farallon Consulting Project: 1055 Commercial St.

Date Received: 8/31/21 Sampler's Name Present: ☑ Yes ☐ No

Section 2

Sample(s) received in a cooler? ☑ Yes, How many? 1 ☐ No (skip section 2) Sample Temp (°C) (No Cooler): _____

Sample Temp (°C), One from each cooler: #1: 5.3 #2: _____ #3: _____ #4: _____

(Acceptance range is < 6°C but not frozen (for Microbiology samples, acceptance range is < 10°C but not frozen). It is acceptable for samples collected the same day os sample receipt to have a higher temperature as long as there is evidence that cooling has begun.)

Shipping Information: _____

Section 3

Was the cooler packed with: ☑ Ice ☐ Ice Packs ☑ Bubble Wrap ☐ Styrofoam ☐ Paper ☐ None ☐ Other _____

Cooler Temp (°C): #1: 1.8 #2: _____ #3: _____ #4: _____

Section 4	YES	NO	N/A
Was a COC received?	✓		
Are sample IDs present?	✓		
Are sampling dates & times present?	✓		
Is a relinquished signature present?	✓		
Are the tests required clearly indicated on the COC?	✓		
Are custody seals present?		✓	
If custody seals are present, were they intact?			✓
Are all samples sealed in plastic bags? (Recommended for Microbiology samples)	✓		
Did all samples arrive intact? If no, indicate in Section 4 below.	✓		
Did all bottle labels agree with COC? (ID, dates and times)	✓		
Were the samples collected in the correct containers for the required tests?	✓		
Are the containers labeled with the correct preservatives?			✓
Is there headspace in the VOA vials greater than 5-6 mm in diameter?			✓
Was a sufficient amount of sample submitted for the requested tests?	✓		

Section 5 Explanations/Comments

Section 6

For discrepancies, how was the Project Manager notified? ☐ Verbal PM Initials: _____ Date/Time _____

☐ Email (email sent to/on): _____ / _____

Project Manager's response:

Completed By: Yeana Sylvestin Date: 8/31/21

Enthalpy Analytical, a subsidiary of Montrose Environmental Group ,Inc.
931 W. Barkley Ave, Orange, CA 92868 • T: (714) 771-6900 • F: (714) 538-1209
www.enthalpy.com/socal

GLS

800-322-5555
www.gls-us.com

Ship From
ENTHALPY ANALYTICAL
BERKELEY SERVICE CENTER
2323 5TH STREET
BERKELEY, CA 94710

Ship To
ENTHALPY ANALYTICAL (ORG)
SAMPLE RECEIVING
931 W BARKLEY AVE.
ORANGE, CA 92868

COD: $0.00
Weight: 0 lb(s)
Reference:

Delivery Instructions:

Signature Type: STANDARD

Tracking #: 554471632

CPS

ORANGE

S10003H

48317582

ORC CA927-EH1

Print Date: 8/30/2021 4:52 PM

Package 1 of 3

LABEL INSTRUCTIONS:

Do not copy or reprint this label for additional shipments - each package must have a unique barcode.
Step 1: Use the "Print Label" button on this page to print the shipping label on a laser or inkjet printer.
Step 2: Fold this page in half.
Step 3: Securely attach this label to your package and do not cover the barcode.

TERMS AND CONDITIONS:

By giving us your shipment to deliver, you agree to all of the General Logistics Systems US, Inc. (GLS) service terms & conditions including, but not limited to; limits of liability, declared value conditions, and claim procedures which are available on our website at www.gls-us.com.

(1)
@ 11:00

5.3/1.8

ENTHALPY ANALYTICAL

Extractable Carbon Chain

Lab #: 449813 **Project#:** 1071-047

Client: Farallon Consulting **Location:** 1055 Commercial Ct.

Field ID:	F-IDW-01	**Dil'n Fac:**	1.000	**Analyzed:**	09/01/21
Type:	SAMPLE	**Batch#:**	273178	**Prep:**	EPA 3580
Lab ID:	449813-001	**Sampled:**	08/27/21	**Analysis:**	EPA 8015M
Matrix:	Soil	**Received:**	08/27/21	**Analyst:**	MES
Basis:	as received	**Prepared:**	08/31/21		

Analyte	Result	RL	Units
DRO C10-C28	ND	10	mg/Kg
ORO C28-C44	ND	20	mg/Kg

Surrogate	%REC	Limits
n-Triacontane	105	70-130

Type:	BLANK	**Batch#:**	273178	**Analysis:**	EPA 8015M
Lab ID:	QC941518	**Prepared:**	08/31/21	**Analyst:**	TJW
Matrix:	Soil	**Analyzed:**	09/01/21		
Dil'n Fac:	1.000	**Prep:**	EPA 3580		

Analyte	Result	RL	Units
DRO C10-C28	ND	10	mg/Kg
ORO C28-C44	ND	20	mg/Kg

Surrogate	%REC	Limits
n-Triacontane	104	70-130

Legend

ND: Not Detected

RL: Reporting Limit

ENTHALPY ANALYTICAL

Extractable Carbon Chain: Batch QC

Lab #: 449813 **Project#:** 1071-047

Client: Farallon Consulting **Location:** 1055 Commercial Ct.

Type: LCS **Batch#:** 273178 **Analysis:** EPA 8015M

Lab ID: QC941519 **Prepared:** 08/31/21 **Analyst:** TJW

Matrix: Soil **Analyzed:** 09/01/21

DilnFac: 1.000 **Prep:** EPA 3580

Analyte	Spiked	Result	%REC	Limits	Units
Diesel C10-C28	248.8	234.0	94	76-122	mg/Kg

Surrogate	%REC	Limits
n-Triacontane	106	70-130

ENTHALPY ANALYTICAL

Extractable Carbon Chain: Batch QC

Lab #: 449813 **Project#:** 1071-047

Client: Farallon Consulting **Location:** 1055 Commercial Ct.

Field ID:	ZZZZZZZZZZ	**Basis:**	as received	**Prepared:**	08/31/21
Type:	MS	**DiIn Fac:**	1.000	**Analyzed:**	09/01/21
MSS Lab ID:	449889-001	**Batch#:**	273178	**Prep:**	EPA 3580
Lab ID:	QC941520	**Sampled:**	08/31/21	**Analysis:**	EPA 8015M
Matrix:	Soil	**Received:**	08/31/21	**Analyst:**	TJW

Analyte	MSS Result	Spiked	Result	%REC	Limits	Units
Diesel C10-C28	4.763	250.0	237.6	93	62-126	mg/Kg

Surrogate	%REC	Limits
n-Triacontane	106	70-130

Field ID:	ZZZZZZZZZZ	**Basis:**	as received	**Prepared:**	08/31/21
Type:	MSD	**DiIn Fac:**	1.000	**Analyzed:**	09/01/21
MSS Lab ID:	449889-001	**Batch#:**	273178	**Prep:**	EPA 3580
Lab ID:	QC941521	**Sampled:**	08/31/21	**Analysis:**	EPA 8015M
Matrix:	Soil	**Received:**	08/31/21	**Analyst:**	TJW

Analyte	Spiked	Result	%REC	Limits	Units	RPD	Lim
Diesel C10-C28	251.3	234.6	91	62-126	mg/Kg	2	35

Surrogate	%REC	Limits
n-Triacontane	108	70-130

Legend

RPD: Relative Percent Difference

Enthalpy Analytical - Orange Analytical Report

Lab #: 449813 **Project#:** 1071-047

Client: Farallon Consulting **Location:** 1055 Commercial Ct.

Field ID:	F-IDW-01	**DiIn Fac:**	1.000	**Analyzed:**	08/31/21
Lab ID:	449813-001	**Batch#:**	273126	**Prep:**	EPA 5030B
Matrix:	Soil	**Sampled:**	08/27/21	**Analysis:**	EPA 8260B
Basis:	as received	**Received:**	08/27/21	**Analyst:**	RAO

Analyte	Result	RL	Units
TPH Gasoline	**2,700**	100	ug/Kg
Freon 12	ND	5.0	ug/Kg
Chloromethane	ND	5.0	ug/Kg
Vinyl Chloride	ND	5.0	ug/Kg
Bromomethane	ND	5.0	ug/Kg
Chloroethane	ND	5.0	ug/Kg
Trichlorofluoromethane	ND	5.0	ug/Kg
Acetone	ND	100	ug/Kg
Freon 113	ND	5.0	ug/Kg
1,1-Dichloroethene	ND	5.0	ug/Kg
Methylene Chloride	ND	5.0	ug/Kg
MTBE	ND	5.0	ug/Kg
trans-1,2-Dichloroethene	ND	5.0	ug/Kg
1,1-Dichloroethane	ND	5.0	ug/Kg
2-Butanone	ND	100	ug/Kg
cis-1,2-Dichloroethene	ND	5.0	ug/Kg
2,2-Dichloropropane	ND	5.0	ug/Kg
Chloroform	ND	5.0	ug/Kg
Bromochloromethane	ND	5.0	ug/Kg
1,1,1-Trichloroethane	ND	5.0	ug/Kg
1,1-Dichloropropene	ND	5.0	ug/Kg
Carbon Tetrachloride	ND	5.0	ug/Kg
1,2-Dichloroethane	ND	5.0	ug/Kg
Benzene	ND	5.0	ug/Kg
Trichloroethene	ND	5.0	ug/Kg
1,2-Dichloropropane	ND	5.0	ug/Kg
Bromodichloromethane	ND	5.0	ug/Kg
Dibromomethane	ND	5.0	ug/Kg
4-Methyl-2-Pentanone	ND	5.0	ug/Kg
cis-1,3-Dichloropropene	ND	5.0	ug/Kg
Toluene	ND	5.0	ug/Kg
trans-1,3-Dichloropropene	ND	5.0	ug/Kg
1,1,2-Trichloroethane	ND	5.0	ug/Kg
1,3-Dichloropropane	ND	5.0	ug/Kg
Tetrachloroethene	ND	5.0	ug/Kg
Dibromochloromethane	ND	5.0	ug/Kg
1,2-Dibromoethane	ND	5.0	ug/Kg
Chlorobenzene	ND	5.0	ug/Kg
1,1,1,2-Tetrachloroethane	ND	5.0	ug/Kg
Ethylbenzene	ND	5.0	ug/Kg
m,p-Xylenes	ND	10	ug/Kg

Enthalpy Analytical - Orange Analytical Report

Lab #: 449813 **Project#:** 1071-047

Client: Farallon Consulting **Location:** 1055 Commercial Ct.

Analyte	Result	RL	Units
o-Xylene	ND	5.0	ug/Kg
Styrene	ND	5.0	ug/Kg
Bromoform	ND	5.0	ug/Kg
Isopropylbenzene	**12**	5.0	ug/Kg
1,1,2,2-Tetrachloroethane	ND	5.0	ug/Kg
1,2,3-Trichloropropane	ND	5.0	ug/Kg
Propylbenzene	ND	5.0	ug/Kg
Bromobenzene	ND	5.0	ug/Kg
1,3,5-Trimethylbenzene	ND	5.0	ug/Kg
2-Chlorotoluene	ND	5.0	ug/Kg
4-Chlorotoluene	ND	5.0	ug/Kg
tert-Butylbenzene	ND	5.0	ug/Kg
1,2,4-Trimethylbenzene	ND	5.0	ug/Kg
sec-Butylbenzene	ND	5.0	ug/Kg
para-Isopropyl Toluene	ND	5.0	ug/Kg
1,3-Dichlorobenzene	ND	5.0	ug/Kg
1,4-Dichlorobenzene	ND	5.0	ug/Kg
n-Butylbenzene	ND	5.0	ug/Kg
1,2-Dichlorobenzene	ND	5.0	ug/Kg
1,2-Dibromo-3-Chloropropane	ND	5.0	ug/Kg
1,2,4-Trichlorobenzene	ND	5.0	ug/Kg
Hexachlorobutadiene	ND	5.0	ug/Kg
Naphthalene	ND	5.0	ug/Kg
1,2,3-Trichlorobenzene	ND	5.0	ug/Kg

Surrogate	%REC	Limits
Dibromofluoromethane	97	70-145
1,2-Dichloroethane-d4	103	70-145
Toluene-d8	101	70-145
Bromofluorobenzene	103	70-145

Legend

ND: Not Detected

RL: Reporting Limit

Enthalpy Analytical - Orange Analytical Report: Batch QC

Lab #: 449813 **Project#:** 1071-047

Client: Farallon Consulting **Location:** 1055 Commercial Ct.

Type: BLANK **Dil'n Fac:** 1.000 **Prep:** EPA 5030B

Lab ID: QC941361 **Batch#:** 273126 **Analysis:** EPA 8260B

Matrix: Soil **Analyzed:** 08/31/21 **Analyst:** RAO

Analyte	Result	RL	Units
TPH Gasoline	ND	100	ug/Kg
Freon 12	ND	5.0	ug/Kg
Chloromethane	ND	5.0	ug/Kg
Vinyl Chloride	ND	5.0	ug/Kg
Bromomethane	ND	5.0	ug/Kg
Chloroethane	ND	5.0	ug/Kg
Trichlorofluoromethane	ND	5.0	ug/Kg
Acetone	ND	100	ug/Kg
Freon 113	ND	5.0	ug/Kg
1,1-Dichloroethene	ND	5.0	ug/Kg
Methylene Chloride	ND	5.0	ug/Kg
MTBE	ND	5.0	ug/Kg
trans-1,2-Dichloroethene	ND	5.0	ug/Kg
1,1-Dichloroethane	ND	5.0	ug/Kg
2-Butanone	ND	100	ug/Kg
cis-1,2-Dichloroethene	ND	5.0	ug/Kg
2,2-Dichloropropane	ND	5.0	ug/Kg
Chloroform	ND	5.0	ug/Kg
Bromochloromethane	ND	5.0	ug/Kg
1,1,1-Trichloroethane	ND	5.0	ug/Kg
1,1-Dichloropropene	ND	5.0	ug/Kg
Carbon Tetrachloride	ND	5.0	ug/Kg
1,2-Dichloroethane	ND	5.0	ug/Kg
Benzene	ND	5.0	ug/Kg
Trichloroethene	ND	5.0	ug/Kg
1,2-Dichloropropane	ND	5.0	ug/Kg
Bromodichloromethane	ND	5.0	ug/Kg
Dibromomethane	ND	5.0	ug/Kg
4-Methyl-2-Pentanone	ND	5.0	ug/Kg
cis-1,3-Dichloropropene	ND	5.0	ug/Kg
Toluene	ND	5.0	ug/Kg
trans-1,3-Dichloropropene	ND	5.0	ug/Kg
1,1,2-Trichloroethane	ND	5.0	ug/Kg
1,3-Dichloropropane	ND	5.0	ug/Kg
Tetrachloroethene	ND	5.0	ug/Kg
Dibromochloromethane	ND	5.0	ug/Kg
1,2-Dibromoethane	ND	5.0	ug/Kg
Chlorobenzene	ND	5.0	ug/Kg
1,1,1,2-Tetrachloroethane	ND	5.0	ug/Kg
Ethylbenzene	ND	5.0	ug/Kg
m,p-Xylenes	ND	10	ug/Kg
o-Xylene	ND	5.0	ug/Kg

Enthalpy Analytical - Orange Analytical Report: Batch QC

Lab #: 449813 **Project#:** 1071-047

Client: Farallon Consulting **Location:** 1055 Commercial Ct.

Analyte	Result	RL	Units
Styrene	ND	5.0	ug/Kg
Bromoform	ND	5.0	ug/Kg
Isopropylbenzene	ND	5.0	ug/Kg
1,1,2,2-Tetrachloroethane	ND	5.0	ug/Kg
1,2,3-Trichloropropane	ND	5.0	ug/Kg
Propylbenzene	ND	5.0	ug/Kg
Bromobenzene	ND	5.0	ug/Kg
1,3,5-Trimethylbenzene	ND	5.0	ug/Kg
2-Chlorotoluene	ND	5.0	ug/Kg
4-Chlorotoluene	ND	5.0	ug/Kg
tert-Butylbenzene	ND	5.0	ug/Kg
1,2,4-Trimethylbenzene	ND	5.0	ug/Kg
sec-Butylbenzene	ND	5.0	ug/Kg
para-Isopropyl Toluene	ND	5.0	ug/Kg
1,3-Dichlorobenzene	ND	5.0	ug/Kg
1,4-Dichlorobenzene	ND	5.0	ug/Kg
n-Butylbenzene	ND	5.0	ug/Kg
1,2-Dichlorobenzene	ND	5.0	ug/Kg
1,2-Dibromo-3-Chloropropane	ND	5.0	ug/Kg
1,2,4-Trichlorobenzene	ND	5.0	ug/Kg
Hexachlorobutadiene	ND	5.0	ug/Kg
Naphthalene	ND	5.0	ug/Kg
1,2,3-Trichlorobenzene	ND	5.0	ug/Kg

Surrogate	%REC	Limits
Dibromofluoromethane	94	70-130
1,2-Dichloroethane-d4	103	70-145
Toluene-d8	102	70-145
Bromofluorobenzene	99	70-145

Legend

ND: Not Detected

RL: Reporting Limit

Enthalpy Analytical - Orange Analytical Report: Batch QC

Lab #: 449813 **Project#:** 1071-047

Client: Farallon Consulting **Location:** 1055 Commercial Ct.

Type: BS **Dil'n Fac:** 1.000 **Prep:** EPA 5030B

Lab ID: QC941362 **Batch#:** 273126 **Analysis:** EPA 8260B

Matrix: Soil **Analyzed:** 08/31/21 **Analyst:** RAO

Analyte	Spiked	Result	%REC	Limits	Units
TPH Gasoline		NA			
1,1-Dichloroethene	50.00	56.61	113	70-131	ug/Kg
MTBE	50.00	52.10	104	69-130	ug/Kg
Benzene	50.00	57.37	115	70-130	ug/Kg
Trichloroethene	50.00	58.71	117	70-130	ug/Kg
Toluene	50.00	59.27	119	70-130	ug/Kg
Chlorobenzene	50.00	60.76	122	70-130	ug/Kg

Surrogate	%REC	Limits
Dibromofluoromethane	101	70-130
1,2-Dichloroethane-d4	103	70-145
Toluene-d8	103	70-145
Bromofluorobenzene	104	70-145

Type: BSD **Dil'n Fac:** 1.000 **Prep:** EPA 5030B

Lab ID: QC941363 **Batch#:** 273126 **Analysis:** EPA 8260B

Matrix: Soil **Analyzed:** 08/31/21 **Analyst:** RAO

Analyte	Spiked	Result	%REC	Limits	Units	RPD	Lim
TPH Gasoline		NA					
1,1-Dichloroethene	50.00	55.17	110	70-131	ug/Kg	3	33
MTBE	50.00	51.28	103	69-130	ug/Kg	2	30
Benzene	50.00	55.81	112	70-130	ug/Kg	3	30
Trichloroethene	50.00	55.98	112	70-130	ug/Kg	5	30
Toluene	50.00	56.80	114	70-130	ug/Kg	4	30
Chlorobenzene	50.00	57.78	116	70-130	ug/Kg	5	30

Surrogate	%REC	Limits
Dibromofluoromethane	102	70-130
1,2-Dichloroethane-d4	104	70-145
Toluene-d8	103	70-145
Bromofluorobenzene	103	70-145

Legend

NA: Not Analyzed

RPD: Relative Percent Difference

Enthalpy Analytical - Orange Analytical Report: Batch QC

Lab #: 449813 **Project#:** 1071-047

Client: Farallon Consulting **Location:** 1055 Commercial Ct.

Type: BS **Dil'n Fac:** 1.000 **Prep:** EPA 5030B

Lab ID: QC941365 **Batch#:** 273126 **Analysis:** EPA 8260B

Matrix: Soil **Analyzed:** 08/31/21 **Analyst:** RAO

Analyte	Spiked	Result	%REC	Limits	Units
TPH Gasoline	500.0	520.6	104	70-130	ug/Kg
1,1-Dichloroethene		NA			
MTBE		NA			
Benzene		NA			
Trichloroethene		NA			
Toluene		NA			
Chlorobenzene		NA			

Surrogate	%REC	Limits
Dibromofluoromethane	98	70-130
1,2-Dichloroethane-d4	103	70-145
Toluene-d8	103	70-145
Bromofluorobenzene	102	70-145

Type: BSD **Dil'n Fac:** 1.000 **Prep:** EPA 5030B

Lab ID: QC941366 **Batch#:** 273126 **Analysis:** EPA 8260B

Matrix: Soil **Analyzed:** 08/31/21 **Analyst:** RAO

Analyte	Spiked	Result	%REC	Limits	Units	RPD	Lim
TPH Gasoline	500.0	516.0	103	70-130	ug/Kg	1	20
1,1-Dichloroethene		NA					
MTBE		NA					
Benzene		NA					
Trichloroethene		NA					
Toluene		NA					
Chlorobenzene		NA					

Surrogate	%REC	Limits
Dibromofluoromethane	99	70-130
1,2-Dichloroethane-d4	102	70-145
Toluene-d8	103	70-145
Bromofluorobenzene	100	70-145

Legend

NA: Not Analyzed

RPD: Relative Percent Difference

ENTHALPY ANALYTICAL

California Title 22 Metals

Lab #: 449813 **Project#:** 1071-047

Client: Farallon Consulting **Location:** 1055 Commercial Ct.

Field ID: F-IDW-01 **Matrix:** Soil **Dil'n Fac:** 1.000 **Received:** 08/27/21

Lab ID: 449813-001 **Basis:** as received **Sampled:** 08/27/21 **Prepared:** 09/01/21

Analyte	Result	RL	Units	Batch#	Analyzed	Prep	Analysis	Analyst
Antimony	ND	2.9	mg/Kg	273206	09/01/21	EPA 3050B	EPA 6010B	KLN
Arsenic	**8.1**	0.95	mg/Kg	273206	09/01/21	EPA 3050B	EPA 6010B	KLN
Barium	**200**	0.95	mg/Kg	273206	09/01/21	EPA 3050B	EPA 6010B	KLN
Beryllium	**0.49**	0.48	mg/Kg	273206	09/01/21	EPA 3050B	EPA 6010B	KLN
Cadmium	ND	0.48	mg/Kg	273206	09/01/21	EPA 3050B	EPA 6010B	KLN
Chromium	**51**	0.95	mg/Kg	273206	09/01/21	EPA 3050B	EPA 6010B	KLN
Cobalt	**13**	0.48	mg/Kg	273206	09/01/21	EPA 3050B	EPA 6010B	KLN
Copper	**45**	0.95	mg/Kg	273206	09/01/21	EPA 3050B	EPA 6010B	KLN
Lead	**79**	0.95	mg/Kg	273206	09/01/21	EPA 3050B	EPA 6010B	KLN
Mercury	ND	0.16	mg/Kg	273217	09/01/21	METHOD	EPA 7471A	TNN
Molybdenum	ND	0.95	mg/Kg	273206	09/01/21	EPA 3050B	EPA 6010B	KLN
Nickel	**73**	0.95	mg/Kg	273206	09/01/21	EPA 3050B	EPA 6010B	KLN
Selenium	ND	2.9	mg/Kg	273206	09/01/21	EPA 3050B	EPA 6010B	KLN
Silver	ND	0.48	mg/Kg	273206	09/02/21	EPA 3050B	EPA 6010B	KLN
Thallium	ND	2.9	mg/Kg	273206	09/01/21	EPA 3050B	EPA 6010B	KLN
Vanadium	**39**	0.95	mg/Kg	273206	09/01/21	EPA 3050B	EPA 6010B	KLN
Zinc	**330**	4.8	mg/Kg	273206	09/01/21	EPA 3050B	EPA 6010B	KLN

Legend

ND: Not Detected

RL: Reporting Limit

ENTHALPY ANALYTICAL

California Title 22 Metals: Batch QC

Lab #: 449813 **Project#:** 1071-047

Client: Farallon Consulting **Location:** 1055 Commercial Ct.

Type: BLANK **DiIn Fac:** 1.000 **Prep:** EPA 3050B

Lab ID: QC941597 **Batch#:** 273206 **Analysis:** EPA 6010B

Matrix: Soil **Prepared:** 09/01/21 **Analyst:** KLN

Analyte	Result	RL	Units	Analyzed
Antimony	ND	3.0	mg/Kg	09/01/21
Arsenic	ND	1.0	mg/Kg	09/01/21
Barium	ND	1.0	mg/Kg	09/01/21
Beryllium	ND	0.50	mg/Kg	09/01/21
Cadmium	ND	0.50	mg/Kg	09/01/21
Chromium	ND	1.0	mg/Kg	09/01/21
Cobalt	ND	0.50	mg/Kg	09/01/21
Copper	ND	1.0	mg/Kg	09/01/21
Lead	ND	1.0	mg/Kg	09/01/21
Molybdenum	ND	1.0	mg/Kg	09/01/21
Nickel	ND	1.0	mg/Kg	09/01/21
Selenium	ND	3.0	mg/Kg	09/01/21
Silver	ND	0.50	mg/Kg	09/02/21
Thallium	ND	3.0	mg/Kg	09/01/21
Vanadium	ND	1.0	mg/Kg	09/01/21
Zinc	ND	5.0	mg/Kg	09/01/21

Legend

ND: Not Detected

RL: Reporting Limit

ENTHALPY ANALYTICAL

California Title 22 Metals: Batch QC

Lab #: 449813 **Project#:** 1071-047

Client: Farallon Consulting **Location:** 1055 Commercial Ct.

Type: LCS **Batch#:** 273206 **Analysis:** EPA 6010B

Lab ID: QC941598 **Prepared:** 09/01/21 **Analyst:** KLN

Matrix: Soil **Analyzed:** 09/01/21

DiIn Fac: 1.000 **Prep:** EPA 3050B

Analyte	Spiked	Result	%REC	Limits	Units
Antimony	100.0	102.9	103	80-120	mg/Kg
Arsenic	100.0	99.19	99	80-120	mg/Kg
Barium	100.0	98.78	99	80-120	mg/Kg
Beryllium	100.0	96.62	97	80-120	mg/Kg
Cadmium	100.0	97.79	98	80-120	mg/Kg
Chromium	100.0	94.28	94	80-120	mg/Kg
Cobalt	100.0	100.2	100	80-120	mg/Kg
Copper	100.0	94.08	94	80-120	mg/Kg
Lead	100.0	97.94	98	80-120	mg/Kg
Molybdenum	100.0	100.1	100	80-120	mg/Kg
Nickel	100.0	100.8	101	80-120	mg/Kg
Selenium	100.0	89.50	89	80-120	mg/Kg
Silver	50.00	47.96	96	80-120	mg/Kg
Thallium	100.0	105.3	105	80-120	mg/Kg
Vanadium	100.0	98.30	98	80-120	mg/Kg
Zinc	100.0	102.8	103	80-120	mg/Kg

ENTHALPY ANALYTICAL

California Title 22 Metals: Batch QC

Lab #: 449813 **Project#:** 1071-047

Client: Farallon Consulting **Location:** 1055 Commercial Ct.

Field ID: ZZZZZZZZZZ **Basis:** as received **Prepared:** 09/01/21
Type: MS **Diln Fac:** 1.000 **Analyzed:** 09/01/21
MSS Lab ID: 449889-001 **Batch#:** 273206 **Prep:** EPA 3050B
Lab ID: QC941599 **Sampled:** 08/31/21 **Analysis:** EPA 6010B
Matrix: Soil **Received:** 08/31/21 **Analyst:** KLN

Analyte	MSS Result	Spiked	Result	%REC	Limits	Units
Antimony	<1.553	95.24	49.50	52 *	75-125	mg/Kg
Arsenic	1.818	95.24	98.50	102	75-125	mg/Kg
Barium	57.66	95.24	161.0	109	75-125	mg/Kg
Beryllium	0.2601	95.24	94.19	99	75-125	mg/Kg
Cadmium	<0.09126	95.24	94.78	100	75-125	mg/Kg
Chromium	8.011	95.24	100.4	97	75-125	mg/Kg
Cobalt	4.504	95.24	98.94	99	75-125	mg/Kg
Copper	7.860	95.24	104.1	101	75-125	mg/Kg
Lead	13.06	95.24	109.6	101	75-125	mg/Kg
Molybdenum	<0.5728	95.24	95.56	100	75-125	mg/Kg
Nickel	5.530	95.24	100.4	100	75-125	mg/Kg
Selenium	<1.748	95.24	85.34	90	75-125	mg/Kg
Silver	<0.1553	47.62	45.64	96	75-125	mg/Kg
Thallium	<1.068	95.24	96.35	101	75-125	mg/Kg
Vanadium	24.98	95.24	126.4	107	75-125	mg/Kg
Zinc	41.55	95.24	147.5	111	75-125	mg/Kg

Field ID: ZZZZZZZZZZ **Basis:** as received **Prepared:** 09/01/21
Type: MSD **Diln Fac:** 1.000 **Analyzed:** 09/01/21
MSS Lab ID: 449889-001 **Batch#:** 273206 **Prep:** EPA 3050B
Lab ID: QC941600 **Sampled:** 08/31/21 **Analysis:** EPA 6010B
Matrix: Soil **Received:** 08/31/21 **Analyst:** KLN

Analyte	Spiked	Result	%REC	Limits	Units	RPD	Lim
Antimony	98.04	59.95	61 *	75-125	mg/Kg	16	41
Arsenic	98.04	102.5	103	75-125	mg/Kg	1	35
Barium	98.04	152.9	97	75-125	mg/Kg	7	20
Beryllium	98.04	98.10	100	75-125	mg/Kg	1	20
Cadmium	98.04	98.51	100	75-125	mg/Kg	1	20
Chromium	98.04	102.7	97	75-125	mg/Kg	0	20
Cobalt	98.04	105.6	103	75-125	mg/Kg	4	20
Copper	98.04	105.9	100	75-125	mg/Kg	1	20
Lead	98.04	107.8	97	75-125	mg/Kg	4	20
Molybdenum	98.04	99.83	102	75-125	mg/Kg	1	20
Nickel	98.04	103.3	100	75-125	mg/Kg	0	20
Selenium	98.04	89.12	91	75-125	mg/Kg	1	20
Silver	49.02	47.18	96	75-125	mg/Kg	0	20
Thallium	98.04	100.2	102	75-125	mg/Kg	1	20
Vanadium	98.04	126.8	104	75-125	mg/Kg	2	20
Zinc	98.04	139.1	99	75-125	mg/Kg	8	20

ENTHALPY ANALYTICAL

California Title 22 Metals: Batch QC

Lab #: 449813 **Project#:** 1071-047

Client: Farallon Consulting **Location:** 1055 Commercial Ct.

Legend

*: Value is outside QC limits

RPD: Relative Percent Difference

ENTHALPY ANALYTICAL

California Title 22 Metals: Batch QC

Lab #: 449813 **Project#:** 1071-047

Client: Farallon Consulting **Location:** 1055 Commercial Ct.

Type:	BLANK	**Batch#:**	273217	**Analysis:**	EPA 7471A
Lab ID:	QC941639	**Prepared:**	09/01/21	**Analyst:**	TNN
Matrix:	Soil	**Analyzed:**	09/01/21		
DiIn Fac:	1.000	**Prep:**	METHOD		

Analyte	Result	RL	Units
Mercury	ND	0.14	mg/Kg

Legend

ND: Not Detected

RL: Reporting Limit

ENTHALPY ANALYTICAL

California Title 22 Metals: Batch QC

Lab #: 449813 **Project#:** 1071-047

Client: Farallon Consulting **Location:** 1055 Commercial Ct.

Type: LCS **Batch#:** 273217 **Analysis:** EPA 7471A

Lab ID: QC941640 **Prepared:** 09/01/21 **Analyst:** TNN

Matrix: Soil **Analyzed:** 09/01/21

DilN Fac: 1.000 **Prep:** METHOD

Analyte	Spiked	Result	%REC	Limits	Units
Mercury	0.8333	0.7909	95	80-120	mg/Kg

ENTHALPY ANALYTICAL

California Title 22 Metals: Batch QC

Lab #: 449813 **Project#:** 1071-047

Client: Farallon Consulting **Location:** 1055 Commercial Ct.

Field ID:	ZZZZZZZZZZ	**Basis:**	as received	**Prepared:**	09/01/21
Type:	MS	**Diln Fac:**	1.000	**Analyzed:**	09/01/21
MSS Lab ID:	449889-001	**Batch#:**	273217	**Prep:**	METHOD
Lab ID:	QC941641	**Sampled:**	08/31/21	**Analysis:**	EPA 7471A
Matrix:	Soil	**Received:**	08/31/21	**Analyst:**	TNN

Analyte	MSS Result	Spiked	Result	%REC	Limits	Units
Mercury	0.05765	0.9615	0.9178	89	75-125	mg/Kg

Field ID:	ZZZZZZZZZZ	**Basis:**	as received	**Prepared:**	09/01/21
Type:	MSD	**Diln Fac:**	1.000	**Analyzed:**	09/01/21
MSS Lab ID:	449889-001	**Batch#:**	273217	**Prep:**	METHOD
Lab ID:	QC941642	**Sampled:**	08/31/21	**Analysis:**	EPA 7471A
Matrix:	Soil	**Received:**	08/31/21	**Analyst:**	TNN

Analyte	Spiked	Result	%REC	Limits	Units	RPD	Lim
Mercury	0.9434	0.9640	96	75-125	mg/Kg	7	20

Legend

RPD: Relative Percent Difference

Enthalpy Analytical
931 West Barkley Ave
Orange, CA 92868
(714) 771-6900

enthalpy.com

Lab Job Number:	450121
Report Level:	II
Report Date:	09/14/2021

Analytical Report *prepared for:*

Steffany Aguilar
Farallon Consulting
330 Franklin Street
Suite 200
Oakland, CA 94612

Project: 1071-047 - 1055 Commercial Ct.

Authorized for release by:

Jim Lin, Service Center Manager
Jim.lin@enthalpy.com

This data package has been reviewed for technical correctness and completeness. Release of this data has been authorized by the Laboratory Manager or the Manager's designee, as verified by the above signature which applies to this PDF file as well as any associated electronic data deliverable files. The results contained in this report meet all requirements of NELAP and pertain only to those samples which were submitted for analysis. This report may be reproduced only in its entirety.

CA ELAP# 1338, NELAP# 4038, SCAQMD LAP# 18LA0518, LACSD ID# 10105, CDC ELITE Member

ENTHALPY ANALYTICAL

Sample Summary

Steffany Aguilar
Farallon Consulting
330 Franklin Street
Suite 200
Oakland, CA 94612

Lab Job #:	450121
Project No:	1071-047
Location:	1055 Commercial Ct.
Date Received:	08/27/21

Sample ID	Lab ID	Collected	Matrix
F-IDW-01	450121-001	08/27/21 10:30	Soil

ENTHALPY ANALYTICAL

Case Narrative

Farallon Consulting	Lab Job Number: 450121
330 Franklin Street	Project No: 1071-047
Suite 200	Location: 1055 Commercial Ct.
Oakland, CA 94612	Date Received: 08/27/21
Steffany Aguilar	

This data package contains sample and QC results for one soil sample, requested for the above referenced project on 09/07/21. The sample was received cold and intact.

Metals (EPA 6010B):
No analytical problems were encountered.

[EXTERNAL] FW: 1071-047 - Enthalpy Data (449813)

Peter Sims <psims@farallonconsulting.com> Tue, Sep 7, 2021 at 7:26 AM
To: "john.goyette@enthalpy.com" <john.goyette@enthalpy.com>
Cc: Steffany Aguilar <saquilar@farallonconsulting.com>

Hi John,

Please analyze sample F-IDW-1 for chromium and lead STLC.

Thanks,

Peter Sims, PG (CA), LEED AP, Associate Geologist

Farallon Consulting | 330 Franklin Street, Suite 200 | Oakland, CA 94607

C: 949-338-8317

FARALLON CONSULTING

This correspondence contains confidential or privileged information from Farallon Consulting and may be "Attorney-Client Privileged" and protected as "Work Product." The information contained herein is intended for the use of the individual or party named above. If you are not the intended recipient, note that any copying, distribution, disclosure, or use of the text and/or attached document(s) is strictly prohibited. If you have received this correspondence in error, please notify us immediately. Thank you.

From: John Goyette <john.goyette@enthalpy.com>
Sent: Friday, September 3, 2021 5:13 PM
To: Steffany Aguilar <saquilar@farallonconsulting.com>
Subject: 1071-047 - Enthalpy Data (449813)

Hi Steffany,

Please find attached the following files:
• PDF Deliverable
• EFWEDD Variant EDD (449813_farallon_efwedd.zip)

2 attachments

449813_level2.pdf
617K

449813_farallon_efwedd.zip
6K

ENTHALPY ANALYTICAL

Metals Analytical Report

Lab #: 450121 **Project#:** 1071-047

Client: Farallon Consulting **Location:** 1055 Commercial Ct.

Field ID: F-IDW-01 **Batch#:** 273663 **Prep:** WET

Type: SAMPLE **Sampled:** 08/27/21 **Analysis:** EPA 6010B

Lab ID: 450121-001 **Received:** 08/27/21 **Analyst:** SBW

Matrix: WET Leachate **Prepared:** 09/10/21

Diln Fac: 1.000 **Analyzed:** 09/10/21

Analyte	Result	RL	Units
Chromium	ND	0.30	mg/L
Lead	**0.35**	0.15	mg/L

Type: BLANK **Batch#:** 273663 **Analysis:** EPA 6010B

Lab ID: QC942995 **Prepared:** 09/10/21 **Analyst:** SBW

Matrix: WET Leachate **Analyzed:** 09/10/21

Diln Fac: 1.000 **Prep:** WET

Analyte	Result	RL	Units
Chromium	ND	0.30	mg/L
Lead	ND	0.15	mg/L

Type: BLANK **Batch#:** 273663 **Analysis:** EPA 6010B

Lab ID: QC942996 **Prepared:** 09/10/21 **Analyst:** SBW

Matrix: WET Leachate **Analyzed:** 09/10/21

Diln Fac: 1.000 **Prep:** WET

Analyte	Result	RL	Units
Chromium	ND	0.30	mg/L
Lead	ND	0.15	mg/L

Legend

ND: Not Detected

RL: Reporting Limit

ENTHALPY ANALYTICAL

Metals Analytical Report: Batch QC

Lab #: 450121 **Project#:** 1071-047

Client: Farallon Consulting **Location:** 1055 Commercial Ct.

Type: BS **Batch#:** 273663 **Analysis:** EPA 6010B

Lab ID: QC942997 **Prepared:** 09/10/21 **Analyst:** SBW

Matrix: WET Leachate **Analyzed:** 09/10/21

DiIn Fac: 1.000 **Prep:** WET

Analyte	Spiked	Result	%REC	Limits	Units
Chromium	10.00	9.967	100	80-120	mg/L
Lead	10.00	10.39	104	80-120	mg/L

Type: BSD **Batch#:** 273663 **Analysis:** EPA 6010B

Lab ID: QC942998 **Prepared:** 09/10/21 **Analyst:** SBW

Matrix: WET Leachate **Analyzed:** 09/10/21

DiIn Fac: 1.000 **Prep:** WET

Analyte	Spiked	Result	%REC	Limits	Units	RPD	Lim
Chromium	10.00	10.03	100	80-120	mg/L	1	20
Lead	10.00	10.49	105	80-120	mg/L	1	20

Legend

RPD: Relative Percent Difference

Enthalpy Analytical
931 West Barkley Ave
Orange, CA 92868
(714) 771-6900

enthalpy.com

Lab Job Number: 460783
Report Level: II
Report Date: 04/11/2022

Analytical Report *prepared for:*

Steffany Aguilar
Farallon Consulting
330 Franklin Street
Suite 200
Oakland, CA 94612

Project: 1071-047 - 1055 Commercial Ct.

Authorized for release by:

Sabina Sudoko

Sabina Sudoko, Project Manager
sabina.sudoko@enthalpy.com

This data package has been reviewed for technical correctness and completeness. Release of this data has been authorized by the Laboratory Manager or the Manager's designee, as verified by the above signature which applies to this PDF file as well as any associated electronic data deliverable files. The results contained in this report meet all requirements of NELAP and pertain only to those samples which were submitted for analysis. This report may be reproduced only in its entirety.

CA ELAP# 1338, NELAP# 4038, SCAQMD LAP# 18LA0518, LACSD ID# 10105

ENTHALPY ANALYTICAL

Sample Summary

Steffany Aguilar
Farallon Consulting
330 Franklin Street
Suite 200
Oakland, CA 94612

Lab Job #:	460783
Project No:	1071-047
Location:	1055 Commercial Ct.
Date Received:	04/01/22

Sample ID	Lab ID	Collected	Matrix
IDW-03312022	460783-001	03/31/22 15:05	Soil

ENTHALPY ANALYTICAL

Case Narrative

Farallon Consulting 330 Franklin Street Suite 200 Oakland, CA 94612 Steffany Aguilar	Lab Job Number: 460783 Project No: 1071-047 Location: 1055 Commercial Ct. Date Received: 04/01/22

This data package contains sample and QC results for one soil sample, requested for the above referenced project on 04/01/22. The sample was received cold and intact. Per client request on April 4, 2022, sample IDW-03312022 is to be taken off HOLD and analyze for TPHg/d/mo, VOCs and Title 22 metals.

TPH-Extractables by GC (EPA 8015M):

- High RPD was observed for diesel C10-C28 in the MS/MSD for batch 286835; the parent sample was not a project sample, and the high RPD was not associated with any reported results.
- No other analytical problems were encountered.

Volatile Organics by GC/MS (EPA 8260B):

- IDW-03312022 (lab # 460783-001) was diluted due to high non-target analytes.
- No other analytical problems were encountered.

Metals (EPA 6010B and EPA 7471A):

- Low recoveries were observed for barium and antimony in the MS/MSD of IDW-03312022 (lab # 460783-001); the LCS was within limits, and the associated RPDs were within limits. High recoveries were observed for lead and zinc; the LCS was within limits. High RPD was observed for lead.
- No other analytical problems were encountered.

ENTHALPY ANALYTICAL

Chain of Custody Record

Lab No: 460783

Page: 1 of 1

Turn Around Time (rush by advanced notice only)

Standard:	X	5 Day:		3 Day:	
2 Day:		1 Day:		Custom TAT:	

Enthalpy Analytical - Berkeley

2323 5th Street, Berkeley, CA 94710

Phone 510-486-0900

Matrix: A = Air S = Soil/Solid W = Water DW = Drinking Wate SD = Sediment PP = Pure Product SEA = Sea Water SW = Swab T = Tissue WP = Wipe O = Other

Preservatives: 1 = $Na_2S_2O_3$ 2 = HCl 3 = HNO_3 4 = H_2SO_4 5 = NaOH 6 = Other

Sample Receipt Temp: (lab use only)

CUSTOMER INFORMATION		PROJECT INFORMATION	
Company:	Farallon Consulting	Name:	1071-047
Report To:	Steffany Aguilar	Number:	1055 Commercial Ct.
Email:	Saguilar@farallonconsulting.com	P.O. #:	
Address:	330 Franklin St #200	Address:	1055 Commercial Ct.
	Oakland, CA		San Jose, CA
Phone:	(510) 789 - 7184	Global ID:	
Fax:	--	Sampled By:	Steffany Aguilar

	Sample ID	Sampling Date	Sampling Time	Matrix	Container No. / Size	Pres.	Test Instructions / Comments
1	DW-033122	3/31/2022	15:05	Soil	1	NO	HOLD
2							
3							
4							
5							
6							
7							
8							
9							
10							

	Signature	Print Name	Company / Title	Date / Time
[1] Relinquished By:		Steffany Aguilar	Farallon	4/1/2022 12:15
[1] Received By:		Miguel Barrera	EA	4/1/22 1215
[2] Relinquished By:		Maccemill Tip	EA	4/1/22 1300
[2] Received By:	Geena Sylvestri	Geena Sylvestri	E.A.	4/2/22 08:45
[3] Relinquished By:				
[3] Received By:				

SAMPLE RECEIPT CHECKLIST

Section 1: Login # 460783 Client: Farallon

Date Received: 4/1/22 Project: _____

ENTHALPY

Section 2: Shipping info (if applicable) _____

Are custody seals present? ☑ No, or ☐ Yes. If yes, where? ☐ on cooler, ☐ on samples, ☐ on package

☐ Date: _____ How many _____ ☐ Signature, ☐ Initials, ☐ None

Were custody seals intact upon arrival? ☐ Yes ☐ No ☐ N/A

Samples received in a cooler? ☑ Yes, how many? 1 ☐ No (**skip Section 3 below**)

If no cooler Sample Temp (°C): _____ using IR Gun # ☐ B, or ☐ C

☐ Samples received on ice directly from the field. Cooling process had begun

If in cooler: Date Opened 4/1/22 By (print) _____ (sign) _____

Section 3: ***Important*: Notify PM if temperature exceeds 6°C or arrive frozen.**

Packing in cooler: (if other, describe) _____

☑ Bubble Wrap, ☐ Foam blocks, ☑ Bags, ☐ None, ☐ Cloth material, ☐ Cardboard, ☐ Styrofoam, ☐ Paper towels

☐ Samples received on ice directly from the field. Cooling process had begun

Type of ice used : ☑ Wet, ☐ Blue/Gel, ☐ None Temperature blank(s) included? ☐ Yes, ☐ No

Temperature measured using ☐ Thermometer ID: _____, or IR Gun # ☐ B ☐ C

Cooler Temp (°C): #1: 3.5, #2: _____, #3: _____, #4: _____, #5: _____, #6: _____, #7: _____

Section 4:	YES	NO	N/A
Were custody papers dry, filled out properly, and the project identifiable	✓		
Were Method 5035 sampling containers present?		✓	
If YES, what time were they transferred to freezer? _____			
Did all bottles arrive unbroken/unopened?	✓		
Are there any missing / extra samples?		✓	
Are samples in the appropriate containers for indicated tests?	✓		
Are sample labels present, in good condition and complete?	✓		
Does the container count match the COC?	✓		
Do the sample labels agree with custody papers?	✓		
Was sufficient amount of sample sent for tests requested?	✓		
Did you change the hold time in LIMS for unpreserved VOAs?			✓
Did you change the hold time in LIMS for preserved terracores?			✓
Are bubbles > 6mm present in VOA samples?			✓
Was the client contacted concerning this sample delivery?		✓	
If YES, who was called? _____ By _____ Date: _____			

Section 5:	YES	NO	N/A
Are the samples appropriately preserved? (if N/A, skip the rest of section 5)			
Did you check preservatives for all bottles for each sample?			
Did you document your preservative check?			

pH strip lot# _____, pH strip lot# _____, pH strip lot# _____

Preservative added:

☐ H2SO4 lot# _____ added to samples _____ on/at _____

☐ HCL lot# _____ added to samples _____ on/at _____

☐ HNO3 lot# _____ added to samples _____ on/at _____

☐ NaOH lot# _____ added to samples _____ on/at _____

Section 6:

Explanations/Comments: _____

Date Logged in 4/1/22 **By (print)** [illegible] **(sign)** [illegible]

Date Labeled 4/1/22 **By (print)** [illegible] **(sign)** [illegible]

ENTHALPY ANALYTICAL

SAMPLE ACCEPTANCE CHECKLIST

Section 1

Client: Farallon

Project: 1055 Commercial St.

Date Received: 4/2/22

Sampler's Name Present: ☑ Yes ☐ No

Section 2

Sample(s) received in a cooler? ☑ Yes, How many? 1 ☐ No (skip section 2)

Sample Temp (°C) (No Cooler): _____

Sample Temp (°C), One from each cooler: #1: 5.6 #2: _____ #3: _____ #4: _____

(Acceptance range is < 6°C but not frozen (for Microbiology samples, acceptance range is < 10°C but not frozen). It is acceptable for samples collected the same day as sample receipt to have a higher temperature as long as there is evidence that cooling has begun.)

Shipping Information: _____

Section 3

Was the cooler packed with: ☑ Ice ☑ Ice Packs ☑ Bubble Wrap ☐ Styrofoam ☐ Paper ☐ None ☐ Other _____

Cooler Temp (°C): #1: 0 #2: _____ #3: _____ #4: _____

Section 4	YES	NO	N/A
Was a COC received?	√		
Are sample IDs present?	√		
Are sampling dates & times present?	√		
Is a relinquished signature present?	√		
Are the tests required clearly indicated on the COC?	√		
Are custody seals present?		√	
If custody seals are present, were they intact?			√
Are all samples sealed in plastic bags? (Recommended for Microbiology samples)			√
Did all samples arrive intact? If no, indicate in Section 4 below.	√		
Did all bottle labels agree with COC? (ID, dates and times)	√		
Were the samples collected in the correct containers for the required tests?	√		
Are the containers labeled with the correct preservatives?			√
Is there headspace in the VOA vials greater than 5-6 mm in diameter?			√
Was a sufficient amount of sample submitted for the requested tests?	√		

Section 5 Explanations/Comments

Section 6

For discrepancies, how was the Project Manager notified? ☐ Verbal PM Initials: _____ Date/Time _____

☐ Email (email sent to/on): _____ / _____

Project Manager's response:

Completed By: _____ Date: 4/2/22

Enthalpy Analytical, a subsidiary of Montrose Environmental Group ,Inc.
931 W. Barkley Ave, Orange, CA 92868 • T: (714) 771-6900 • F: (714) 538-1209
www.enthalpy.com/socal

#1

5.6/0.7

Sabina Sudoko

From: Peter Sims <psims@farallonconsulting.com> on behalf of Peter Sims
Sent: Monday, April 4, 2022 12:43 PM
To: Sabina Sudoko; john.goyette@enthalpy.com; Steffany Aguilar
Subject: [EXTERNAL] RE: * Please Review & Confirm * 1071-047 - Enthalpy Login Summary (460783)

Hi Sabina,

Please run this sample for TPHg/d/mo, VOCs, and Title 22 metals on a standard TAT.

Thank you,

Peter D. Sims, PG (CA), LEED AP, Associate Geologist
Farallon Consulting | 330 Franklin Street, Suite 200 | Oakland, CA 94607
C: 949-338-8317

FARALLON CONSULTING

This correspondence contains confidential or privileged information from Farallon Consulting and may be "Attorney-Client Privileged" and protected as "Work Product." The information contained herein is intended for the use of the individual or party named above. If you are not the intended recipient, note that any copying, distribution, disclosure, or use of the text and/or attached document(s) is strictly prohibited. If you have received this correspondence in error, please notify us immediately. Thank you.

From: Enthalpy Orange Sample Control <sample.control.orange@enthalpy.com>
Sent: Friday, April 1, 2022 1:02 PM
To: john.goyette@enthalpy.com; Peter Sims <psims@farallonconsulting.com>; Steffany Aguilar <saquilar@farallonconsulting.com>
Cc: sabina.sudoko@enthalpy.com
Subject: * Please Review & Confirm * 1071-047 - Enthalpy Login Summary (460783)



Enthalpy Login Summary for 460783

Project:	1071-047
Site:	1055 Commercial Ct.
Lab Login #:	460783
Report Level:	II
PO#:	
Lab Proj Mgr:	Sabina Sudoko
TAT:	5 business days
Report Due:	**04/08/22**

Report To:	Farallon Consulting 330 Franklin Street Suite 200 Oakland, CA 94612 ATTN: Steffany Aguilar
Bill To:	Farallon Consulting 330 Franklin Street Suite 200 Oakland, CA 94612 ATTN: Steffany Aguilar

Client ID	Lab ID	Sampled	Received	COC #	Basis	Matrix	Analyses	Comments
IDW-03312022	001	03/31/22 15:05	04/01/22		as received			
						Soil	**Hold**	

Unless otherwise agreed in writing, these services are provided pursuant to the terms and conditions as set forth at https://enthalpy.com/terms-and-conditions/.
Enthalpyâ€™s acceptance of this order is expressly limited to these terms and conditions.

DRAFT Invoice

931 West Barkley Ave Orange, CA 92868 (714) 771-6900

Bill to:
Farallon Consulting
330 Franklin Street
Suite 200
Oakland, CA 94612

Invoice: N/A
Invoice Date: N/A
Terms: Net 60
Total: $5.00

Qty	Description	Matrix	Unit Price	Priority Charge	Total
1	Hold	Soil	$0.00		$0.00
1	Waste Disposal Fee	Soil	$5.00		$5.00
				Total Amount Due:	**$5.00**

Client Contact: Steffany Aguilar
Client Project: 1071-047
Lab Order #: 460783
Location: 1055 Commercial Ct.

Email compiled and sent 04/01/22 01:01 PM.

ENTHALPY ANALYTICAL

Extractable Carbon Chain

Lab #: 460783 **Project#:** 1071-047

Client: Farallon Consulting **Location:** 1055 Commercial Ct.

Field ID:	IDW-03312022	**DiIn Fac:**	1.000	**Analyzed:**	04/07/22
Type:	SAMPLE	**Batch#:**	286835	**Prep:**	EPA 3580
Lab ID:	460783-001	**Sampled:**	03/31/22	**Analysis:**	EPA 8015M
Matrix:	Soil	**Received:**	04/01/22	**Analyst:**	MES
Basis:	as received	**Prepared:**	04/04/22		

Analyte	Result	RL	Units
DRO C10-C28	**18**	10	mg/Kg
ORO C28-C44	**45**	20	mg/Kg

Surrogate	%REC	Limits
n-Triacontane	76	70-130

Type:	BLANK	**Batch#:**	286835	**Analysis:**	EPA 8015M
Lab ID:	QC981422	**Prepared:**	04/04/22	**Analyst:**	TJW
Matrix:	Soil	**Analyzed:**	04/04/22		
DiIn Fac:	1.000	**Prep:**	EPA 3580		

Analyte	Result	RL	Units
DRO C10-C28	ND	10	mg/Kg
ORO C28-C44	ND	20	mg/Kg

Surrogate	%REC	Limits
n-Triacontane	98	70-130

Legend

ND: Not Detected

RL: Reporting Limit

ENTHALPY ANALYTICAL

Extractable Carbon Chain: Batch QC

Lab #: 460783 **Project#:** 1071-047

Client: Farallon Consulting **Location:** 1055 Commercial Ct.

Type: LCS **Batch#:** 286835 **Analysis:** EPA 8015M

Lab ID: QC981423 **Prepared:** 04/05/22 **Analyst:** TJW

Matrix: Soil **Analyzed:** 04/05/22

DilN Fac: 1.000 **Prep:** EPA 3580

Analyte	Spiked	Result	%REC	Limits	Units
Diesel C10-C28	250.0	233.2	93	76-122	mg/Kg

Surrogate	%REC	Limits
n-Triacontane	74	70-130

ENTHALPY ANALYTICAL

Extractable Carbon Chain: Batch QC

Lab #: 460783 **Project#:** 1071-047

Client: Farallon Consulting **Location:** 1055 Commercial Ct.

Field ID:	ZZZZZZZZZZ	**Basis:**	as received	**Prepared:**	04/05/22
Type:	MS	**Diln Fac:**	20.00	**Analyzed:**	04/05/22
MSS Lab ID:	460868-021	**Batch#:**	286835	**Prep:**	EPA 3580
Lab ID:	QC981424	**Sampled:**	04/04/22	**Analysis:**	EPA 8015M
Matrix:	Soil	**Received:**	04/04/22	**Analyst:**	TJW

Analyte	MSS Result	Spiked	Result	%REC	Limits	Units	Qual
Diesel C10-C28	4,638	250.0	3,381	-503	62-126	mg/Kg	NM

Surrogate	%REC	Limits
n-Triacontane	DO	70-130

Field ID:	ZZZZZZZZZZ	**Basis:**	as received	**Prepared:**	04/05/22
Type:	MSD	**Diln Fac:**	20.00	**Analyzed:**	04/05/22
MSS Lab ID:	460868-021	**Batch#:**	286835	**Prep:**	EPA 3580
Lab ID:	QC981425	**Sampled:**	04/04/22	**Analysis:**	EPA 8015M
Matrix:	Soil	**Received:**	04/04/22	**Analyst:**	TJW

Analyte	Spiked	Result	%REC	Limits	Units	RPD	Lim	Qual
Diesel C10-C28	250.0	1,128	-1404	62-126	mg/Kg	100 *	35	NM

Surrogate	%REC	Limits
n-Triacontane	DO	70-130

Legend

***:** Value is outside QC limits

DO: Diluted Out

NM: Not Meaningful

RPD: Relative Percent Difference

Enthalpy Analytical - Orange Analytical Report

Lab #: 460783 **Project#:** 1071-047

Client: Farallon Consulting **Location:** 1055 Commercial Ct.

Field ID:	IDW-03312022	**Dil'n Fac:**	2.000	**Analyzed:**	04/06/22
Lab ID:	460783-001	**Batch#:**	286927	**Prep:**	EPA 5030B
Matrix:	Soil	**Sampled:**	03/31/22	**Analysis:**	EPA 8260B
Basis:	as received	**Received:**	04/01/22	**Analyst:**	RAO

Analyte	Result	RL	Units
TPH Gasoline	ND	2.0	mg/Kg
Freon 12	ND	10	ug/Kg
Chloromethane	ND	10	ug/Kg
Vinyl Chloride	ND	10	ug/Kg
Bromomethane	ND	10	ug/Kg
Chloroethane	ND	10	ug/Kg
Trichlorofluoromethane	ND	10	ug/Kg
Acetone	ND	200	ug/Kg
Freon 113	ND	10	ug/Kg
1,1-Dichloroethene	ND	10	ug/Kg
Methylene Chloride	ND	10	ug/Kg
MTBE	ND	10	ug/Kg
trans-1,2-Dichloroethene	ND	10	ug/Kg
1,1-Dichloroethane	ND	10	ug/Kg
2-Butanone	ND	200	ug/Kg
cis-1,2-Dichloroethene	ND	10	ug/Kg
2,2-Dichloropropane	ND	10	ug/Kg
Chloroform	ND	10	ug/Kg
Bromochloromethane	ND	10	ug/Kg
1,1,1-Trichloroethane	ND	10	ug/Kg
1,1-Dichloropropene	ND	10	ug/Kg
Carbon Tetrachloride	ND	10	ug/Kg
1,2-Dichloroethane	ND	10	ug/Kg
Benzene	ND	10	ug/Kg
Trichloroethene	ND	10	ug/Kg
1,2-Dichloropropane	ND	10	ug/Kg
Bromodichloromethane	ND	10	ug/Kg
Dibromomethane	ND	10	ug/Kg
4-Methyl-2-Pentanone	ND	10	ug/Kg
cis-1,3-Dichloropropene	ND	10	ug/Kg
Toluene	ND	10	ug/Kg
trans-1,3-Dichloropropene	ND	10	ug/Kg
1,1,2-Trichloroethane	ND	10	ug/Kg
1,3-Dichloropropane	ND	10	ug/Kg
Tetrachloroethene	ND	10	ug/Kg
Dibromochloromethane	ND	10	ug/Kg
1,2-Dibromoethane	ND	10	ug/Kg
Chlorobenzene	ND	10	ug/Kg
1,1,1,2-Tetrachloroethane	ND	10	ug/Kg
Ethylbenzene	ND	10	ug/Kg
m,p-Xylenes	ND	20	ug/Kg

Enthalpy Analytical - Orange Analytical Report

Lab #: 460783 **Project#:** 1071-047

Client: Farallon Consulting **Location:** 1055 Commercial Ct.

Analyte	Result	RL	Units
o-Xylene	ND	10	ug/Kg
Styrene	ND	10	ug/Kg
Bromoform	ND	10	ug/Kg
Isopropylbenzene	ND	10	ug/Kg
1,1,2,2-Tetrachloroethane	ND	10	ug/Kg
1,2,3-Trichloropropane	ND	10	ug/Kg
Propylbenzene	ND	10	ug/Kg
Bromobenzene	ND	10	ug/Kg
1,3,5-Trimethylbenzene	ND	10	ug/Kg
2-Chlorotoluene	ND	10	ug/Kg
4-Chlorotoluene	ND	10	ug/Kg
tert-Butylbenzene	ND	10	ug/Kg
1,2,4-Trimethylbenzene	ND	10	ug/Kg
sec-Butylbenzene	ND	10	ug/Kg
para-Isopropyl Toluene	**56**	10	ug/Kg
1,3-Dichlorobenzene	ND	10	ug/Kg
1,4-Dichlorobenzene	ND	10	ug/Kg
n-Butylbenzene	ND	10	ug/Kg
1,2-Dichlorobenzene	ND	10	ug/Kg
1,2-Dibromo-3-Chloropropane	ND	10	ug/Kg
1,2,4-Trichlorobenzene	ND	10	ug/Kg
Hexachlorobutadiene	ND	10	ug/Kg
Naphthalene	ND	10	ug/Kg
1,2,3-Trichlorobenzene	ND	10	ug/Kg

Surrogate	%REC	Limits
Dibromofluoromethane	100	70-145
1,2-Dichloroethane-d4	105	70-145
Toluene-d8	101	70-145
Bromofluorobenzene	99	70-145

Legend

ND: Not Detected

RL: Reporting Limit

ENTHALPY ANALYTICAL

Enthalpy Analytical - Orange Analytical Report: Batch QC

Lab #: 460783 **Project#:** 1071-047

Client: Farallon Consulting **Location:** 1055 Commercial Ct.

Type: BLANK **Dil'n Fac:** 1.000 **Prep:** EPA 5030B

Lab ID: QC981730 **Batch#:** 286927 **Analysis:** EPA 8260B

Matrix: Soil **Analyzed:** 04/06/22 **Analyst:** RAO

Analyte	Result	RL	Units
TPH Gasoline	ND	1.0	mg/Kg
Freon 12	ND	5.0	ug/Kg
Chloromethane	ND	5.0	ug/Kg
Vinyl Chloride	ND	5.0	ug/Kg
Bromomethane	ND	5.0	ug/Kg
Chloroethane	ND	5.0	ug/Kg
Trichlorofluoromethane	ND	5.0	ug/Kg
Acetone	ND	100	ug/Kg
Freon 113	ND	5.0	ug/Kg
1,1-Dichloroethene	ND	5.0	ug/Kg
Methylene Chloride	ND	5.0	ug/Kg
MTBE	ND	5.0	ug/Kg
trans-1,2-Dichloroethene	ND	5.0	ug/Kg
1,1-Dichloroethane	ND	5.0	ug/Kg
2-Butanone	ND	100	ug/Kg
cis-1,2-Dichloroethene	ND	5.0	ug/Kg
2,2-Dichloropropane	ND	5.0	ug/Kg
Chloroform	ND	5.0	ug/Kg
Bromochloromethane	ND	5.0	ug/Kg
1,1,1-Trichloroethane	ND	5.0	ug/Kg
1,1-Dichloropropene	ND	5.0	ug/Kg
Carbon Tetrachloride	ND	5.0	ug/Kg
1,2-Dichloroethane	ND	5.0	ug/Kg
Benzene	ND	5.0	ug/Kg
Trichloroethene	ND	5.0	ug/Kg
1,2-Dichloropropane	ND	5.0	ug/Kg
Bromodichloromethane	ND	5.0	ug/Kg
Dibromomethane	ND	5.0	ug/Kg
4-Methyl-2-Pentanone	ND	5.0	ug/Kg
cis-1,3-Dichloropropene	ND	5.0	ug/Kg
Toluene	ND	5.0	ug/Kg
trans-1,3-Dichloropropene	ND	5.0	ug/Kg
1,1,2-Trichloroethane	ND	5.0	ug/Kg
1,3-Dichloropropane	ND	5.0	ug/Kg
Tetrachloroethene	ND	5.0	ug/Kg
Dibromochloromethane	ND	5.0	ug/Kg
1,2-Dibromoethane	ND	5.0	ug/Kg
Chlorobenzene	ND	5.0	ug/Kg
1,1,1,2-Tetrachloroethane	ND	5.0	ug/Kg
Ethylbenzene	ND	5.0	ug/Kg
m,p-Xylenes	ND	10	ug/Kg
o-Xylene	ND	5.0	ug/Kg

Enthalpy Analytical - Orange Analytical Report: Batch QC

Lab #: 460783 **Project#:** 1071-047

Client: Farallon Consulting **Location:** 1055 Commercial Ct.

Analyte	Result	RL	Units
Styrene	ND	5.0	ug/Kg
Bromoform	ND	5.0	ug/Kg
Isopropylbenzene	ND	5.0	ug/Kg
1,1,2,2-Tetrachloroethane	ND	5.0	ug/Kg
1,2,3-Trichloropropane	ND	5.0	ug/Kg
Propylbenzene	ND	5.0	ug/Kg
Bromobenzene	ND	5.0	ug/Kg
1,3,5-Trimethylbenzene	ND	5.0	ug/Kg
2-Chlorotoluene	ND	5.0	ug/Kg
4-Chlorotoluene	ND	5.0	ug/Kg
tert-Butylbenzene	ND	5.0	ug/Kg
1,2,4-Trimethylbenzene	ND	5.0	ug/Kg
sec-Butylbenzene	ND	5.0	ug/Kg
para-Isopropyl Toluene	ND	5.0	ug/Kg
1,3-Dichlorobenzene	ND	5.0	ug/Kg
1,4-Dichlorobenzene	ND	5.0	ug/Kg
n-Butylbenzene	ND	5.0	ug/Kg
1,2-Dichlorobenzene	ND	5.0	ug/Kg
1,2-Dibromo-3-Chloropropane	ND	5.0	ug/Kg
1,2,4-Trichlorobenzene	ND	5.0	ug/Kg
Hexachlorobutadiene	ND	5.0	ug/Kg
Naphthalene	ND	5.0	ug/Kg
1,2,3-Trichlorobenzene	ND	5.0	ug/Kg

Surrogate	%REC	Limits
Dibromofluoromethane	102	70-130
1,2-Dichloroethane-d4	108	70-145
Toluene-d8	99	70-145
Bromofluorobenzene	93	70-145

Legend

ND: Not Detected

RL: Reporting Limit

Enthalpy Analytical - Orange Analytical Report: Batch QC

Lab #: 460783 **Project#:** 1071-047

Client: Farallon Consulting **Location:** 1055 Commercial Ct.

Type: BS **Dil'n Fac:** 1.000 **Prep:** EPA 5030B

Lab ID: QC981731 **Batch#:** 286927 **Analysis:** EPA 8260B

Matrix: Soil **Analyzed:** 04/06/22 **Analyst:** RAO

Analyte	Spiked	Result	%REC	Limits	Units
1,1-Dichloroethene	50.00	49.64	99	70-131	ug/Kg
MTBE	50.00	49.76	100	69-130	ug/Kg
Benzene	50.00	49.09	98	70-130	ug/Kg
Trichloroethene	50.00	49.99	100	70-130	ug/Kg
Toluene	50.00	48.31	97	70-130	ug/Kg
Chlorobenzene	50.00	50.41	101	70-130	ug/Kg

Surrogate	%REC	Limits
Dibromofluoromethane	105	70-130
1,2-Dichloroethane-d4	107	70-145
Toluene-d8	99	70-145
Bromofluorobenzene	99	70-145

Type: BSD **Dil'n Fac:** 1.000 **Prep:** EPA 5030B

Lab ID: QC981732 **Batch#:** 286927 **Analysis:** EPA 8260B

Matrix: Soil **Analyzed:** 04/06/22 **Analyst:** RAO

Analyte	Spiked	Result	%REC	Limits	Units	RPD	Lim
1,1-Dichloroethene	50.00	47.78	96	70-131	ug/Kg	4	33
MTBE	50.00	49.25	98	69-130	ug/Kg	1	30
Benzene	50.00	48.26	97	70-130	ug/Kg	2	30
Trichloroethene	50.00	51.08	102	70-130	ug/Kg	2	30
Toluene	50.00	47.59	95	70-130	ug/Kg	2	30
Chlorobenzene	50.00	48.71	97	70-130	ug/Kg	3	30

Surrogate	%REC	Limits
Dibromofluoromethane	103	70-130
1,2-Dichloroethane-d4	105	70-145
Toluene-d8	99	70-145
Bromofluorobenzene	98	70-145

Legend

RPD: Relative Percent Difference

Enthalpy Analytical - Orange Analytical Report: Batch QC

Lab #: 460783 **Project#:** 1071-047

Client: Farallon Consulting **Location:** 1055 Commercial Ct.

Type: BS **Dil'n Fac:** 1.000 **Prep:** EPA 5030B

Lab ID: QC981734 **Batch#:** 286927 **Analysis:** EPA 8260B

Matrix: Soil **Analyzed:** 04/06/22 **Analyst:** RAO

Analyte	Spiked	Result	%REC	Limits	Units
TPH Gasoline	0.5000	0.4526	91	70-130	mg/Kg
1,1-Dichloroethene		NA			
MTBE		NA			
Benzene		NA			
Trichloroethene		NA			
Toluene		NA			
Chlorobenzene		NA			

Surrogate	%REC	Limits
Dibromofluoromethane	102	70-130
1,2-Dichloroethane-d4	107	70-145
Toluene-d8	99	70-145
Bromofluorobenzene	97	70-145

Type: BSD **Dil'n Fac:** 1.000 **Prep:** EPA 5030B

Lab ID: QC981735 **Batch#:** 286927 **Analysis:** EPA 8260B

Matrix: Soil **Analyzed:** 04/06/22 **Analyst:** RAO

Analyte	Spiked	Result	%REC	Limits	Units	RPD	Lim
TPH Gasoline	0.5000	0.4406	88	70-130	mg/Kg	3	20
1,1-Dichloroethene		NA					
MTBE		NA					
Benzene		NA					
Trichloroethene		NA					
Toluene		NA					
Chlorobenzene		NA					

Surrogate	%REC	Limits
Dibromofluoromethane	101	70-130
1,2-Dichloroethane-d4	105	70-145
Toluene-d8	100	70-145
Bromofluorobenzene	98	70-145

Legend

NA: Not Analyzed

RPD: Relative Percent Difference

ENTHALPY ANALYTICAL

California Title 22 Metals

Lab #: 460783 **Project#:** 1071-047

Client: Farallon Consulting **Location:** 1055 Commercial Ct.

Field ID: IDW-03312022 **Basis:** as received **Received:** 04/01/22

Lab ID: 460783-001 **Dil'n Fac:** 1.000 **Prepared:** 04/05/22

Matrix: Soil **Sampled:** 03/31/22 **Analyst:** SBW

Analyte	Result	RL	Units	Batch#	Analyzed	Prep	Analysis
Antimony	ND	3.0	mg/Kg	286868	04/07/22	EPA 3050B	EPA 6010B
Arsenic	**16**	0.99	mg/Kg	286868	04/07/22	EPA 3050B	EPA 6010B
Barium	**310**	0.99	mg/Kg	286868	04/07/22	EPA 3050B	EPA 6010B
Beryllium	ND	0.50	mg/Kg	286868	04/07/22	EPA 3050B	EPA 6010B
Cadmium	ND	0.50	mg/Kg	286868	04/07/22	EPA 3050B	EPA 6010B
Chromium	**68**	0.99	mg/Kg	286868	04/07/22	EPA 3050B	EPA 6010B
Cobalt	**21**	0.50	mg/Kg	286868	04/07/22	EPA 3050B	EPA 6010B
Copper	**45**	0.99	mg/Kg	286868	04/07/22	EPA 3050B	EPA 6010B
Lead	**120**	0.99	mg/Kg	286868	04/07/22	EPA 3050B	EPA 6010B
Mercury	ND	0.14	mg/Kg	286907	04/05/22	METHOD	EPA 7471A
Molybdenum	**1.1**	0.99	mg/Kg	286868	04/07/22	EPA 3050B	EPA 6010B
Nickel	**99**	0.99	mg/Kg	286868	04/07/22	EPA 3050B	EPA 6010B
Selenium	ND	3.0	mg/Kg	286868	04/07/22	EPA 3050B	EPA 6010B
Silver	ND	0.50	mg/Kg	286868	04/07/22	EPA 3050B	EPA 6010B
Thallium	ND	3.0	mg/Kg	286868	04/07/22	EPA 3050B	EPA 6010B
Vanadium	**51**	0.99	mg/Kg	286868	04/07/22	EPA 3050B	EPA 6010B
Zinc	**120**	5.0	mg/Kg	286868	04/09/22	EPA 3050B	EPA 6010B

Legend

ND: Not Detected

RL: Reporting Limit

ENTHALPY ANALYTICAL

California Title 22 Metals: Batch QC

Lab #: 460783 **Project#:** 1071-047

Client: Farallon Consulting **Location:** 1055 Commercial Ct.

Type: BLANK **Batch#:** 286868 **Analysis:** EPA 6010B

Lab ID: QC981542 **Prepared:** 04/05/22 **Analyst:** SBW

Matrix: Soil **Analyzed:** 04/07/22

DiIn Fac: 1.000 **Prep:** EPA 3050B

Analyte	Result	RL	Units
Antimony	ND	3.0	mg/Kg
Arsenic	ND	1.0	mg/Kg
Barium	ND	1.0	mg/Kg
Beryllium	ND	0.50	mg/Kg
Cadmium	ND	0.50	mg/Kg
Chromium	ND	1.0	mg/Kg
Cobalt	ND	0.50	mg/Kg
Copper	ND	1.0	mg/Kg
Lead	ND	1.0	mg/Kg
Molybdenum	ND	1.0	mg/Kg
Nickel	ND	1.0	mg/Kg
Selenium	ND	3.0	mg/Kg
Silver	ND	0.50	mg/Kg
Thallium	ND	3.0	mg/Kg
Vanadium	ND	1.0	mg/Kg
Zinc	ND	5.0	mg/Kg

Legend

ND: Not Detected

RL: Reporting Limit

ENTHALPY ANALYTICAL

California Title 22 Metals: Batch QC

Lab #: 460783 **Project#:** 1071-047

Client: Farallon Consulting **Location:** 1055 Commercial Ct.

Type: LCS **DilN Fac:** 1.000 **Prep:** EPA 3050B

Lab ID: QC981543 **Batch#:** 286868 **Analysis:** EPA 6010B

Matrix: Soil **Prepared:** 04/05/22 **Analyst:** SBW

Analyte	Spiked	Result	%REC	Limits	Units	Analyzed
Antimony	100.0	92.56	93	80-120	mg/Kg	04/07/22
Arsenic	100.0	98.62	99	80-120	mg/Kg	04/07/22
Barium	100.0	98.58	99	80-120	mg/Kg	04/07/22
Beryllium	100.0	97.97	98	80-120	mg/Kg	04/07/22
Cadmium	100.0	95.30	95	80-120	mg/Kg	04/07/22
Chromium	100.0	102.2	102	80-120	mg/Kg	04/07/22
Cobalt	100.0	103.3	103	80-120	mg/Kg	04/07/22
Copper	100.0	93.37	93	80-120	mg/Kg	04/07/22
Lead	100.0	109.5	110	80-120	mg/Kg	04/07/22
Molybdenum	100.0	97.60	98	80-120	mg/Kg	04/07/22
Nickel	100.0	104.5	105	80-120	mg/Kg	04/07/22
Selenium	100.0	83.15	83	80-120	mg/Kg	04/07/22
Silver	50.00	50.60	101	80-120	mg/Kg	04/07/22
Thallium	100.0	100.1	100	80-120	mg/Kg	04/07/22
Vanadium	100.0	103.3	103	80-120	mg/Kg	04/07/22
Zinc	100.0	98.20	98	80-120	mg/Kg	04/09/22

ENTHALPY ANALYTICAL

California Title 22 Metals: Batch QC

Lab #: 460783 **Project#:** 1071-047

Client: Farallon Consulting **Location:** 1055 Commercial Ct.

Field ID: IDW-03312022 **Basis:** as received **Prepared:** 04/05/22

Type: MS **DiIn Fac:** 1.000 **Prep:** EPA 3050B

MSS Lab ID: 460783-001 **Batch#:** 286868 **Analysis:** EPA 6010B

Lab ID: QC981544 **Sampled:** 03/31/22 **Analyst:** SBW

Matrix: Soil **Received:** 04/01/22

Analyte	MSS Result	Spiked	Result	%REC	Limits	Units	Analyzed
Antimony	<1.584	101.0	34.74	34 *	75-125	mg/Kg	04/07/22
Arsenic	16.50	101.0	112.6	95	75-125	mg/Kg	04/07/22
Barium	306.6	101.0	357.3	50 *	75-125	mg/Kg	04/07/22
Beryllium	0.2948	101.0	97.95	97	75-125	mg/Kg	04/07/22
Cadmium	<0.07426	101.0	101.7	101	75-125	mg/Kg	04/07/22
Chromium	68.10	101.0	174.5	105	75-125	mg/Kg	04/07/22
Cobalt	20.50	101.0	118.0	96	75-125	mg/Kg	04/07/22
Copper	45.28	101.0	147.8	102	75-125	mg/Kg	04/07/22
Lead	123.7	101.0	321.0	195 *	75-125	mg/Kg	04/07/22
Molybdenum	1.102	101.0	96.22	94	75-125	mg/Kg	04/07/22
Nickel	98.58	101.0	193.2	94	75-125	mg/Kg	04/07/22
Selenium	<0.3960	101.0	87.13	86	75-125	mg/Kg	04/07/22
Silver	<0.1584	50.51	53.31	106	75-125	mg/Kg	04/07/22
Thallium	1.465	101.0	101.2	99	75-125	mg/Kg	04/07/22
Vanadium	51.43	101.0	161.5	109	75-125	mg/Kg	04/07/22
Zinc	115.8	101.0	257.3	140 *	75-125	mg/Kg	04/09/22

Field ID: IDW-03312022 **Basis:** as received **Prepared:** 04/05/22

Type: MSD **DiIn Fac:** 1.000 **Prep:** EPA 3050B

MSS Lab ID: 460783-001 **Batch#:** 286868 **Analysis:** EPA 6010B

Lab ID: QC981545 **Sampled:** 03/31/22 **Analyst:** SBW

Matrix: Soil **Received:** 04/01/22

Analyte	Spiked	Result	%REC	Limits	Units	RPD	Lim	Analyzed
Antimony	90.91	30.06	33 *	75-125	mg/Kg	4	41	04/07/22
Arsenic	90.91	102.2	94	75-125	mg/Kg	1	35	04/07/22
Barium	90.91	377.1	78	75-125	mg/Kg	8	20	04/07/22
Beryllium	90.91	85.51	94	75-125	mg/Kg	3	20	04/07/22
Cadmium	90.91	89.77	99	75-125	mg/Kg	2	20	04/07/22
Chromium	90.91	158.5	99	75-125	mg/Kg	3	20	04/07/22
Cobalt	90.91	106.1	94	75-125	mg/Kg	2	20	04/07/22
Copper	90.91	151.3	117	75-125	mg/Kg	9	20	04/07/22
Lead	90.91	795.0	738 *	75-125	mg/Kg	89 *	20	04/07/22
Molybdenum	90.91	86.56	94	75-125	mg/Kg	0	20	04/07/22
Nickel	90.91	174.5	83	75-125	mg/Kg	5	20	04/07/22
Selenium	90.91	78.02	86	75-125	mg/Kg	1	20	04/07/22
Silver	45.45	46.54	102	75-125	mg/Kg	3	20	04/07/22
Thallium	90.91	90.18	98	75-125	mg/Kg	1	20	04/07/22
Vanadium	90.91	141.6	99	75-125	mg/Kg	6	20	04/07/22
Zinc	90.91	251.6	149 *	75-125	mg/Kg	3	20	04/09/22

ENTHALPY ANALYTICAL

California Title 22 Metals: Batch QC

Lab #: 460783 **Project#:** 1071-047

Client: Farallon Consulting **Location:** 1055 Commercial Ct.

Legend

***:** Value is outside QC limits

RPD: Relative Percent Difference

ENTHALPY ANALYTICAL

California Title 22 Metals: Batch QC

Lab #: 460783 **Project#:** 1071-047

Client: Farallon Consulting **Location:** 1055 Commercial Ct.

Type:	BLANK	**Batch#:**	286907	**Analysis:**	EPA 7471A
Lab ID:	QC981660	**Prepared:**	04/05/22	**Analyst:**	SBW
Matrix:	Soil	**Analyzed:**	04/05/22		
DiIn Fac:	1.000	**Prep:**	METHOD		

Analyte	Result	RL	Units
Mercury	ND	0.14	mg/Kg

Legend

ND: Not Detected

RL: Reporting Limit

ENTHALPY ANALYTICAL

California Title 22 Metals: Batch QC

Lab #: 460783 **Project#:** 1071-047

Client: Farallon Consulting **Location:** 1055 Commercial Ct.

Type: LCS **Batch#:** 286907 **Analysis:** EPA 7471A

Lab ID: QC981661 **Prepared:** 04/05/22 **Analyst:** SBW

Matrix: Soil **Analyzed:** 04/05/22

DilN Fac: 1.000 **Prep:** METHOD

Analyte	Spiked	Result	%REC	Limits	Units
Mercury	0.8333	0.8857	106	80-120	mg/Kg

ENTHALPY ANALYTICAL

California Title 22 Metals: Batch QC

Lab #: 460783 **Project#:** 1071-047

Client: Farallon Consulting **Location:** 1055 Commercial Ct.

Field ID:	IDW-03312022	**Basis:**	as received	**Prepared:**	04/05/22
Type:	MS	**Diln Fac:**	1.000	**Analyzed:**	04/05/22
MSS Lab ID:	460783-001	**Batch#:**	286907	**Prep:**	METHOD
Lab ID:	QC981662	**Sampled:**	03/31/22	**Analysis:**	EPA 7471A
Matrix:	Soil	**Received:**	04/01/22	**Analyst:**	SBW

Analyte	MSS Result	Spiked	Result	%REC	Limits	Units
Mercury	0.1285	0.8929	1.086	107	75-125	mg/Kg

Field ID:	IDW-03312022	**Basis:**	as received	**Prepared:**	04/05/22
Type:	MSD	**Diln Fac:**	1.000	**Analyzed:**	04/05/22
MSS Lab ID:	460783-001	**Batch#:**	286907	**Prep:**	METHOD
Lab ID:	QC981663	**Sampled:**	03/31/22	**Analysis:**	EPA 7471A
Matrix:	Soil	**Received:**	04/01/22	**Analyst:**	SBW

Analyte	Spiked	Result	%REC	Limits	Units	RPD	Lim
Mercury	0.9091	1.036	100	75-125	mg/Kg	6	20

Legend

RPD: Relative Percent Difference

Enthalpy Analytical
931 West Barkley Ave
Orange, CA 92868
(714) 771-6900

enthalpy.com

Lab Job Number:	460784
Report Level:	II
Report Date:	04/11/2022

Analytical Report *prepared for:*

Peter Sims
Farallon Consulting
330 Franklin Street
Suite 200
Oakland, CA 94612

Project: 1071-047 - 1055 Commercial Ct.

Authorized for release by:

Sabina Sudoko, Project Manager
sabina.sudoko@enthalpy.com

This data package has been reviewed for technical correctness and completeness. Release of this data has been authorized by the Laboratory Manager or the Manager's designee, as verified by the above signature which applies to this PDF file as well as any associated electronic data deliverable files. The results contained in this report meet all requirements of NELAP and pertain only to those samples which were submitted for analysis. This report may be reproduced only in its entirety.

CA ELAP# 1338, NELAP# 4038, SCAQMD LAP# 18LA0518, LACSD ID# 10105

ENTHALPY ANALYTICAL

Sample Summary

Peter Sims
Farallon Consulting
330 Franklin Street
Suite 200
Oakland, CA 94612

Lab Job #:	460784
Project No:	1071-047
Location:	1055 Commercial Ct.
Date Received:	04/01/22

Sample ID	Lab ID	Collected	Matrix
SV-8-5.0	460784-001	03/29/22 13:50	Soil
SV-8-7.5	460784-002	03/29/22 13:53	Soil
SV-9-5.0	460784-003	03/30/22 08:05	Soil
SV-9-8.0	460784-004	03/30/22 08:49	Soil
SV-10-5.0	460784-005	03/29/22 10:55	Soil
SV-10-10.0	460784-006	03/29/22 11:33	Soil
MW-1-10.0	460784-007	03/29/22 10:20	Soil
MW-1-14.0	460784-008	03/29/22 10:30	Soil
MW-4-7.0	460784-009	03/30/22 10:00	Soil
MW-6-14.0	460784-010	03/30/22 13:20	Soil
MW-6-16.0	460784-011	03/30/22 13:30	Soil

ENTHALPY ANALYTICAL

Case Narrative

Farallon Consulting 330 Franklin Street Suite 200 Oakland, CA 94612 Peter Sims	Lab Job Number: 460784 Project No: 1071-047 Location: 1055 Commercial Ct. Date Received: 04/01/22

This data package contains sample and QC results for eleven soil samples, requested for the above referenced project on 04/01/22. The samples were received cold and intact. Per the request of the client on April 4, 2022, samples SV-8-10.0 and SV-9-10.0, respectively were revised to SV-8-7.5 and SV-9-8.0.

TPH-Extractables by GC (EPA 8015M):

- Response exceeding the instrument's linear range was observed for n-triacontane in SV-9-5.0 (lab # 460784-003) due to matrix interference; affected data was qualified with "E".
- High RPD was observed for diesel C10-C28 in the MS/MSD for batch 286835; the parent sample was not a project sample, and the high RPD was not associated with any reported results.
- High surrogate recovery was observed for n-triacontane in SV-9-5.0 (lab # 460784-003).
- A number of samples were diluted due to the dark color of the sample extracts.
- No other analytical problems were encountered.

Volatile Organics by GC/MS (EPA 8260B):

- SV-10-5.0 (lab # 460784-005) and MW-6-16.0 (lab # 460784-011) were diluted due to high hydrocarbons.
- No other analytical problems were encountered.

Semivolatile Organics by GC/MS SIM (EPA 8270C-SIM):

- Low surrogate recovery was observed for nitrobenzene-d5 in MW-4-7.0 (lab # 460784-009). High surrogate recovery was also observed for nitrobenzene-d5 in MW-6-16.0 (lab # 460784-011).
- High surrogate recovery was observed for terphenyl-d14 in SV-10-5.0 (lab # 460784-005).
- Many samples were diluted due to the dark color of the sample extracts.
- No other analytical problems were encountered.

Metals (EPA 6010B and EPA 7471A):

- Low recoveries were observed for barium and antimony in the MS/MSD of IDW-03312022 (lab # 460783-001); the LCS was within limits, and the associated RPDs were within limits. High recoveries were observed for lead and zinc; the LCS was within limits. High RPD was observed for lead.
- No other analytical problems were encountered.

ENTHALPY ANALYTICAL

Chain of Custody Record

Lab No: 460784

Page: 1 of 2

Turn Around Time (rush by advanced notice only)

Standard:	X	5 Day:		3 Day:	
2 Day:		1 Day:		Custom TAT:	

Enthalpy Analytical - Berkeley

2323 5th Street, Berkeley, CA 94710

Phone 510-486-0900

Matrix: A = Air S = Soil/Solid W = Water DW = Drinking Wate SD = Sediment PP = Pure Product SEA = Sea Water SW = Swab T = Tissue WP = Wipe O = Other

Preservatives: 1 = $Na_2S_2O_3$ 2 = HCl 3 = HNO_3 4 = H_2SO_4 5 = NaOH 6 = Other

Sample Receipt Temp: (lab use only)

CUSTOMER INFORMATION		PROJECT INFORMATION	
Company:	Farallon Consulting	Name:	1055 Commercial ct.
Report To:	Peter Sims	Number:	1071-047
Email:	Psims@farallonconsulting.com	P.O. #:	
Address:	330 Franklin St #200	Address:	1055 Commercial ct.
	Oakland, CA		San Jose, CA
Phone:	(510) 789-7184	Global ID:	
		Sampled By:	Steffany Aguilar & Laura Mosqueda

Analysis Request

	Sample ID	Sampling Date	Sampling Time	Matrix	Container No. / Size	Pres.	VOCs (8260B)	GRO (8260B)	DRO & ORO (8015M)	PAHs (8270C)	CAM 17 Metals (6010B/7471A)						Test Instructions / Comments
1	SV-8-5.0	3/29/2022	1350	Soil	1	NO	X	X	X	X	X						
2	SV-8-10.0	3/29/2022	1353	↓	↓	↓	X	X	X	X	X						
3	SV-9-5.0	3/30/2022	0805	↓	↓	↓	X	X	X	X	X						
4	SV-9-10.0	3/30/2022	0849	↓	↓	↓	X	X	X	X	X						
5	SV-10-5.0	3/29/2022	1055	↓	↓	↓	X	X	X	X	X						
6	SV-10-10.0	3/29/2022	1133	↓	↓	↓	X	X	X	X	X						
7	MW-1-10.0	3/29/2022	10:20	Soil	1	NO	X	X	X	X	X						
8	MW-1-14.0	3/29/2022	10:30	↓	↓	↓	X	X	X	X	X						
9	MW-4-7.0	3/30/2022	10:00	↓	↓	↓	X	X	X	X	X						
10	MW-6-14.0	3/30/2022	13:20	↓	↓	↓	X	X	X	X	X						

	Signature	Print Name	Company / Title	Date / Time
Relinquished By:	[signature]	Steffany Aguilar	Farallon Consulting	4/1/2022 12:15
Received By:	[signature]	Miguel Zambrano	EA	4/1/22 1215
Relinquished By:	[signature]	Maccenzi C Lig	EA	4/1/22 1300
Received By:	Geena Sylvestri	Geena Sylvestri	EA.	4/2/22 08:45
Relinquished By:				
Received By:				

ENTHALPY ANALYTICAL

Enthalpy Analytical - Berkeley
2323 5th Street, Berkeley, CA 94710
Phone 510-486-0900

Chain of Custody Record
Lab No: 460784
Page: 2 of 2

Turn Around Time (rush by advanced notice only)

Standard:	X	5 Day:		3 Day:	
2 Day:		1 Day:		Custom TAT:	

Matrix: A = Air S = Soil/Solid
W = Water DW = Drinking Wate SD = Sediment
PP = Pure Product SEA = Sea Water
SW = Swab T = Tissue WP = Wipe O = Other

Preservatives:
1 = $Na_2S_2O_3$ 2 = HCl 3 = HNO_3
4 = H_2SO_4 5 = NaOH 6 = Other

Sample Receipt Temp:
(lab use only)

CUSTOMER INFORMATION		PROJECT INFORMATION	
Company:	Farallon Consulting	Name:	1055 Commercial Ct.
Report To:	Steffany Aguilar	Number:	1011-047
Email:	Saguilar@farallonconsulting.com	P.O. #:	
Address:	330 Franklin St #200	Address:	1055 Commercial Ct.
	Oakland, CA		San Jose, CA
Phone:	(510) 789 - 7184	Global ID:	
Fax:	--	Sampled By:	Steffany Aguilar

Analysis Request

	Sample ID	Sampling Date	Sampling Time	Matrix	Container No. / Size	Pres.	VOCs	GRO	DRO & ORO	PAHs	CAM 17 Metals						Test Instructions / Comments
1	MW-6-16.0	3/30/2022	13:30	Soil	1	NO	X	X	X	X	X						
2																	
3																	
4																	
5																	
6																	
7																	
8																	
9																	
10																	

	Signature	Print Name	Company / Title	Date / Time
1 Relinquished By:	[signature]	Steffany Aguilar	Farallon	4/1/2022 12:15
1 Received By:	[signature]	Miguel Hamboa	EA	4/1/22 1215
2 Relinquished By:	[signature]	Maceneill Yip	EA	4/1/22 1300
2 Received By:	[signature] Geena Sylvestri	Geena Sylvestri	E.A.	4/2/22 08:45
3 Relinquished By:				
3 Received By:				

ENTHALPY ANALYTICAL

SAMPLE ACCEPTANCE CHECKLIST

Section 1

Client: Farallon Project: 1055 Commercial

Date Received: 4/2/22 Sampler's Name Present: ☑ Yes ☐ No

Section 2

Sample(s) received in a cooler? ☑ Yes, How many? 1 ☐ No (skip section 2) Sample Temp (°C) (No Cooler): _____

Sample Temp (°C), One from each cooler: #1: 5.6 #2: _____ #3: _____ #4: _____

(Acceptance range is < 6°C but not frozen (for Microbiology samples, acceptance range is < 10°C but not frozen). It is acceptable for samples collected the same day as sample receipt to have a higher temperature as long as there is evidence that cooling has begun.)

Shipping Information: _____

Section 3

Was the cooler packed with: ☑ Ice ☑ Ice Packs ☑ Bubble Wrap ☐ Styrofoam ☐ Paper ☐ None ☐ Other _____

Cooler Temp (°C): #1: 0.7 #2: _____ #3: _____ #4: _____

Section 4	YES	NO	N/A
Was a COC received?	✓		
Are sample IDs present?	✓		
Are sampling dates & times present?	✓		
Is a relinquished signature present?	✓		
Are the tests required clearly indicated on the COC?	✓		
Are custody seals present?		✓	
If custody seals are present, were they intact?			✓
Are all samples sealed in plastic bags? (Recommended for Microbiology samples)			✓
Did all samples arrive intact? If no, indicate in Section 4 below.	✓		
Did all bottle labels agree with COC? (ID, dates and times)	✓		
Were the samples collected in the correct containers for the required tests?	✓		
Are the containers labeled with the correct preservatives?			✓
Is there headspace in the VOA vials greater than 5-6 mm in diameter?			✓
Was a sufficient amount of sample submitted for the requested tests?	✓		

Section 5 Explanations/Comments

Section 6

For discrepancies, how was the Project Manager notified? ☐ Verbal PM Initials: _____ Date/Time _____

☐ Email (email sent to/on): _____ / _____

Project Manager's response:

Completed By: Deana Sylvestri Date: 4/2/22

SAMPLE RECEIPT CHECKLIST

Section 1: Login # 460784 Client: Fandom

Date Received: 4/1/22 Project: _____

ENTHALPY

Section 2: Shipping info (if applicable) _____

Are custody seals present? ☑ No, or ☐ Yes. If yes, where? ☐ on cooler, ☐ on samples, ☐ on package

☐ Date: _____ How many _____ ☐ Signature, ☐ Initials, ☐ None

Were custody seals intact upon arrival? ☐ Yes ☐ No ☐ N/A

Samples received in a cooler? ☑ Yes, how many? 1 ☐ No **(skip Section 3 below)**

If no cooler Sample Temp (°C): _____ using IR Gun # ☐ B, or ☐ C

☐ Samples received on ice directly from the field. Cooling process had begun

If in cooler: Date Opened 4/1/22 By (print)_____ (sign)_____

Section 3: ***Important*: Notify PM if temperature exceeds 6°C or arrive frozen.**

Packing in cooler: (if other, describe)_____

☑ Bubble Wrap, ☐ Foam blocks, ☑ Bags, ☐ None, ☐ Cloth material, ☐ Cardboard, ☐ Styrofoam, ☐ Paper towels

☐ Samples received on ice directly from the field. Cooling process had begun

Type of ice used : ☑ Wet, ☐ Blue/Gel, ☐ None Temperature blank(s) included? ☐ Yes, ☐ No

Temperature measured using ☐ Thermometer ID:_____, or IR Gun # ☐ B ☐ C

Cooler Temp (°C): #1: 3.5, #2: _____, #3: _____, #4: _____, #5: _____, #6: _____, #7: _____

Section 4:	YES	NO	N/A
Were custody papers dry, filled out properly, and the project identifiable	✓		
Were Method 5035 sampling containers present?		✓	
If YES, what time were they transferred to freezer?_____			
Did all bottles arrive unbroken/unopened?	✓		
Are there any missing / extra samples?		✓	
Are samples in the appropriate containers for indicated tests?	✓		
Are sample labels present, in good condition and complete?	✓ MY		
Does the container count match the COC?	✓		
Do the sample labels agree with custody papers?		✓	
Was sufficient amount of sample sent for tests requested?	✓		
Did you change the hold time in LIMS for unpreserved VOAs?			✓
Did you change the hold time in LIMS for preserved terracores?			✓
Are bubbles > 6mm present in VOA samples?			✓
Was the client contacted concerning this sample delivery?		✓	
If YES, who was called?_____ By_____ Date:_____			

Section 5:	YES	NO	N/A
Are the samples appropriately preserved? (if N/A, skip the rest of section 5)			
Did you check preservatives for all bottles for each sample?			
Did you document your preservative check?			

pH strip lot# _____, pH strip lot# _____, pH strip lot# _____

Preservative added:

☐ H2SO4 lot#_____ added to samples_____ on/at_____

☐ HCL lot#_____ added to samples_____ on/at_____

☐ HNO3 lot#_____ added to samples_____ on/at_____

☐ NaOH lot#_____ added to samples_____ on/at_____

Section 6:

Explanations/Comments: Sample ID on labels of containers -004 and -011 does not match COC. Labeled based on sample times.

Date Logged in 4/1/22 **By (print)** MY **(sign)** _____

Date Labeled 4/1/22 **By (print)** MY **(sign)** _____

#1

5.6/0.7

Sabina Sudoko

From: Peter Sims <psims@farallonconsulting.com> on behalf of Peter Sims
Sent: Monday, April 4, 2022 12:44 PM
To: Sabina Sudoko; john.goyette@enthalpy.com; Steffany Aguilar
Subject: [EXTERNAL] RE: * Please Review & Confirm * 1071-047 - Enthalpy Login Summary (460784)

Hi Sabina,

Please revise the following sample IDs:
SV-8-10.0 should be SV-8-7.5
SV-9-10.0 should be SV-9-8.0

Thank you,

Peter D. Sims, PG (CA), LEED AP, Associate Geologist
Farallon Consulting | 330 Franklin Street, Suite 200 | Oakland, CA 94607
C: 949-338-8317

FARALLON CONSULTING

This correspondence contains confidential or privileged information from Farallon Consulting and may be "Attorney-Client Privileged" and protected as "Work Product." The information contained herein is intended for the use of the individual or party named above. If you are not the intended recipient, note that any copying, distribution, disclosure, or use of the text and/or attached document(s) is strictly prohibited. If you have received this correspondence in error, please notify us immediately. Thank you.

From: Enthalpy Orange Sample Control <sample.control.orange@enthalpy.com>
Sent: Friday, April 1, 2022 1:04 PM
To: john.goyette@enthalpy.com; Peter Sims <psims@farallonconsulting.com>; Steffany Aguilar <saquilar@farallonconsulting.com>
Cc: sabina.sudoko@enthalpy.com
Subject: * Please Review & Confirm * 1071-047 - Enthalpy Login Summary (460784)



Enthalpy Login Summary for 460784

Project:	1071-047
Site:	1055 Commercial Ct.
Lab Login #:	460784
Report Level:	II
PO#:	
Lab Proj Mgr:	Sabina Sudoko

Report To:	Farallon Consulting 330 Franklin Street Suite 200 Oakland, CA 94612 ATTN: Peter Sims

Bill To:	Farallon Consulting 330 Franklin Street Suite 200 Oakland, CA 94612 ATTN: Peter Sims

TAT:	5 business days
Report Due:	**04/08/22**

Client ID	Lab ID	Sampled	Received	COC #	Basis	Matrix	Analyses	Comments
SV-8-5.0	001	03/29/22 13:50	04/01/22		as received			
						Soil	**EPA 6010 CA Title 22 Metals**	
						Soil	**EPA 8015M, Carbon Chain**	
						Soil	**EPA 8260 TPH-GRO**	
						Soil	**EPA 8260 Volatile Organics**	
						Soil	**Polynuclear Aromatic Hydrocarbons (8270CM SIM PAH)**	
SV-8-10.0	002	03/29/22 13:53	04/01/22		as received			
						Soil	**EPA 6010 CA Title 22 Metals**	
						Soil	**EPA 8015M, Carbon Chain**	
						Soil	**EPA 8260 TPH-GRO**	
						Soil	**EPA 8260 Volatile Organics**	
						Soil	**Polynuclear Aromatic Hydrocarbons (8270CM SIM PAH)**	
SV-9-5.0	003	03/30/22 08:05	04/01/22		as received			
						Soil	**EPA 6010 CA Title 22 Metals**	
						Soil	**EPA 8015M, Carbon Chain**	
						Soil	**EPA 8260 TPH-GRO**	
						Soil	**EPA 8260 Volatile Organics**	
						Soil	**Polynuclear Aromatic Hydrocarbons (8270CM SIM PAH)**	
SV-9-10.0	004	03/30/22 08:49	04/01/22		as received			
						Soil	**EPA 6010 CA Title 22 Metals**	
						Soil	**EPA 8015M, Carbon Chain**	
						Soil	**EPA 8260 TPH-GRO**	
						Soil	**EPA 8260 Volatile Organics**	
						Soil	**Polynuclear Aromatic Hydrocarbons (8270CM SIM PAH)**	
SV-10-5.0	005	03/29/22 10:55	04/01/22		as received			
						Soil	**EPA 6010 CA Title 22 Metals**	
						Soil	**EPA 8015M, Carbon Chain**	
						Soil	**EPA 8260 TPH-GRO**	

					Soil	**EPA 8260 Volatile Organics**
					Soil	**Polynuclear Aromatic Hydrocarbons (8270CM SIM PAH)**
SV-10-10.0	006	03/29/22 11:33	04/01/22	as received		
					Soil	**EPA 6010 CA Title 22 Metals**
					Soil	**EPA 8015M, Carbon Chain**
					Soil	**EPA 8260 TPH-GRO**
					Soil	**EPA 8260 Volatile Organics**
					Soil	**Polynuclear Aromatic Hydrocarbons (8270CM SIM PAH)**
MW-1-10.0	007	03/29/22 10:20	04/01/22	as received		
					Soil	**EPA 6010 CA Title 22 Metals**
					Soil	**EPA 8015M, Carbon Chain**
					Soil	**EPA 8260 TPH-GRO**
					Soil	**EPA 8260 Volatile Organics**
					Soil	**Polynuclear Aromatic Hydrocarbons (8270CM SIM PAH)**
MW-1-14.0	008	03/29/22 10:30	04/01/22	as received		
					Soil	**EPA 6010 CA Title 22 Metals**
					Soil	**EPA 8015M, Carbon Chain**
					Soil	**EPA 8260 TPH-GRO**
					Soil	**EPA 8260 Volatile Organics**
					Soil	**Polynuclear Aromatic Hydrocarbons (8270CM SIM PAH)**
MW-4-7.0	009	03/30/22 10:00	04/01/22	as received		
					Soil	**EPA 6010 CA Title 22 Metals**
					Soil	**EPA 8015M, Carbon Chain**
					Soil	**EPA 8260 TPH-GRO**
					Soil	**EPA 8260 Volatile Organics**
					Soil	**Polynuclear Aromatic Hydrocarbons (8270CM SIM PAH)**
MW-6-14.0	010	03/30/22 13:20	04/01/22	as received		
					Soil	**EPA 6010 CA Title 22 Metals**
					Soil	**EPA 8015M, Carbon Chain**

					Soil	**EPA 8260 TPH-GRO**
					Soil	**EPA 8260 Volatile Organics**
					Soil	**Polynuclear Aromatic Hydrocarbons (8270CM SIM PAH)**
MW-6-16.0	011	03/30/22 13:30	04/01/22	as received		
					Soil	**EPA 6010 CA Title 22 Metals**
					Soil	**EPA 8015M, Carbon Chain**
					Soil	**EPA 8260 TPH-GRO**
					Soil	**EPA 8260 Volatile Organics**
					Soil	**Polynuclear Aromatic Hydrocarbons (8270CM SIM PAH)**

Analysis Summary

Analysis	Matrix	001	002	003	004	005	006	007	008	009	010
EPA 6010 CA Title 22 Metals	Soil	X	X	X	X	X	X	X	X	X	X
EPA 8015M, Carbon Chain	Soil	X	X	X	X	X	X	X	X	X	X
EPA 8260 TPH-GRO	Soil	X	X	X	X	X	X	X	X	X	X
EPA 8260 Volatile Organics	Soil	X	X	X	X	X	X	X	X	X	X
Polynuclear Aromatic Hydrocarbons (8270CM SIM PAH)	Soil	X	X	X	X	X	X	X	X	X	X

Unless otherwise agreed in writing, these services are provided pursuant to the terms and conditions as set forth at https://enthalpy.com/terms-and-conditions/.
EnthalpyÃ¢â‚¬â„¢s acceptance of this order is expressly limited to these terms and conditions.

DRAFT Invoice

931 West Barkley Ave Orange, CA 92868 (714) 771-6900

Bill to:
Farallon Consulting
330 Franklin Street
Suite 200
Oakland, CA 94612

Invoice: N/A
Invoice Date: N/A
Terms: Net 60
Total: $4,730.00

Qty	Description	Matrix	Unit Price	Priority Charge	Total
11	EPA 6010 CA Title 22 Metals	Soil	$115.00		$1,265.00
11	EPA 8015M, Carbon Chain	Soil	$50.00		$550.00

Qty	Description	Matrix	Unit Price	Priority Charge	Total
11	EPA 8260 TPH-GRO	Soil	$45.00		$495.00
11	EPA 8260 Volatile Organics	Soil	$85.00		$935.00
11	Polynuclear Aromatic Hydrocarbons (8270CM SIM PAH)	Soil	$130.00		$1,430.00
	Other Fees:				
11	Waste Disposal Fee	Soil	$5.00		$55.00
			Total Amount Due:		**$4,730.00**

Client Contact: Peter Sims
Client Project: 1071-047
Lab Order #: 460784
Location: 1055 Commercial Ct.

Email compiled and sent 04/01/22 01:04 PM.

ENTHALPY ANALYTICAL

Extractable Carbon Chain

Lab #: 460784 **Project#:** 1071-047

Client: Farallon Consulting **Location:** 1055 Commercial Ct.

Field ID: SV-8-5.0 **Diln Fac:** 1.000 **Analyzed:** 04/07/22
Type: SAMPLE **Batch#:** 286835 **Prep:** EPA 3580
Lab ID: 460784-001 **Sampled:** 03/29/22 **Analysis:** EPA 8015M
Matrix: Soil **Received:** 04/01/22 **Analyst:** MES
Basis: as received **Prepared:** 04/04/22

Analyte	Result	RL	Units
DRO C10-C28	**16**	10	mg/Kg
ORO C28-C44	ND	20	mg/Kg

Surrogate	%REC	Limits
n-Triacontane	80	70-130

Field ID: SV-8-7.5 **Diln Fac:** 1.000 **Analyzed:** 04/07/22
Type: SAMPLE **Batch#:** 286835 **Prep:** EPA 3580
Lab ID: 460784-002 **Sampled:** 03/29/22 **Analysis:** EPA 8015M
Matrix: Soil **Received:** 04/01/22 **Analyst:** MES
Basis: as received **Prepared:** 04/04/22

Analyte	Result	RL	Units
DRO C10-C28	ND	10	mg/Kg
ORO C28-C44	ND	20	mg/Kg

Surrogate	%REC	Limits
n-Triacontane	87	70-130

Field ID: SV-9-5.0 **Diln Fac:** 1.000 **Analyzed:** 04/07/22
Type: SAMPLE **Batch#:** 286835 **Prep:** EPA 3580
Lab ID: 460784-003 **Sampled:** 03/30/22 **Analysis:** EPA 8015M
Matrix: Soil **Received:** 04/01/22 **Analyst:** MES
Basis: as received **Prepared:** 04/04/22

Analyte	Result	RL	Units
DRO C10-C28	**790**	10	mg/Kg
ORO C28-C44	**280**	20	mg/Kg

Surrogate	%REC	Limits
n-Triacontane	346 * E	70-130

ENTHALPY ANALYTICAL

Extractable Carbon Chain

Lab #: 460784 **Project#:** 1071-047

Client: Farallon Consulting **Location:** 1055 Commercial Ct.

Field ID: SV-9-8.0 **Diln Fac:** 1.000 **Analyzed:** 04/07/22
Type: SAMPLE **Batch#:** 286835 **Prep:** EPA 3580
Lab ID: 460784-004 **Sampled:** 03/30/22 **Analysis:** EPA 8015M
Matrix: Soil **Received:** 04/01/22 **Analyst:** MES
Basis: as received **Prepared:** 04/04/22

Analyte	Result	RL	Units
DRO C10-C28	**480**	10	mg/Kg
ORO C28-C44	**350**	20	mg/Kg

Surrogate	%REC	Limits
n-Triacontane	70	70-130

Field ID: SV-10-5.0 **Diln Fac:** 20.00 **Analyzed:** 04/07/22
Type: SAMPLE **Batch#:** 286835 **Prep:** EPA 3580
Lab ID: 460784-005 **Sampled:** 03/29/22 **Analysis:** EPA 8015M
Matrix: Soil **Received:** 04/01/22 **Analyst:** MES
Basis: as received **Prepared:** 04/04/22

Analyte	Result	RL	Units
DRO C10-C28	**2,900**	200	mg/Kg
ORO C28-C44	**1,400**	400	mg/Kg

Surrogate	%REC	Limits
n-Triacontane	DO	70-130

Field ID: SV-10-10.0 **Diln Fac:** 20.00 **Analyzed:** 04/07/22
Type: SAMPLE **Batch#:** 286835 **Prep:** EPA 3580
Lab ID: 460784-006 **Sampled:** 03/29/22 **Analysis:** EPA 8015M
Matrix: Soil **Received:** 04/01/22 **Analyst:** MES
Basis: as received **Prepared:** 04/04/22

Analyte	Result	RL	Units
DRO C10-C28	**1,900**	200	mg/Kg
ORO C28-C44	**1,800**	400	mg/Kg

Surrogate	%REC	Limits
n-Triacontane	DO	70-130

ENTHALPY ANALYTICAL

Extractable Carbon Chain

Lab #: 460784 **Project#:** 1071-047

Client: Farallon Consulting **Location:** 1055 Commercial Ct.

Field ID: MW-1-10.0 **Diln Fac:** 1.000 **Analyzed:** 04/07/22
Type: SAMPLE **Batch#:** 286835 **Prep:** EPA 3580
Lab ID: 460784-007 **Sampled:** 03/29/22 **Analysis:** EPA 8015M
Matrix: Soil **Received:** 04/01/22 **Analyst:** MES
Basis: as received **Prepared:** 04/04/22

Analyte	Result	RL	Units
DRO C10-C28	**450**	10	mg/Kg
ORO C28-C44	**250**	20	mg/Kg

Surrogate	%REC	Limits
n-Triacontane	96	70-130

Field ID: MW-1-14.0 **Diln Fac:** 1.000 **Analyzed:** 04/07/22
Type: SAMPLE **Batch#:** 286835 **Prep:** EPA 3580
Lab ID: 460784-008 **Sampled:** 03/29/22 **Analysis:** EPA 8015M
Matrix: Soil **Received:** 04/01/22 **Analyst:** MES
Basis: as received **Prepared:** 04/04/22

Analyte	Result	RL	Units
DRO C10-C28	**700**	10	mg/Kg
ORO C28-C44	**370**	20	mg/Kg

Surrogate	%REC	Limits
n-Triacontane	121	70-130

Field ID: MW-4-7.0 **Diln Fac:** 10.00 **Analyzed:** 04/07/22
Type: SAMPLE **Batch#:** 286835 **Prep:** EPA 3580
Lab ID: 460784-009 **Sampled:** 03/30/22 **Analysis:** EPA 8015M
Matrix: Soil **Received:** 04/01/22 **Analyst:** MES
Basis: as received **Prepared:** 04/04/22

Analyte	Result	RL	Units
DRO C10-C28	**390**	100	mg/Kg
ORO C28-C44	**610**	200	mg/Kg

Surrogate	%REC	Limits
n-Triacontane	117	70-130

ENTHALPY ANALYTICAL

Extractable Carbon Chain

Lab #: 460784 **Project#:** 1071-047

Client: Farallon Consulting **Location:** 1055 Commercial Ct.

Field ID: MW-6-14.0 **Diln Fac:** 50.00 **Analyzed:** 04/07/22
Type: SAMPLE **Batch#:** 286835 **Prep:** EPA 3580
Lab ID: 460784-010 **Sampled:** 03/30/22 **Analysis:** EPA 8015M
Matrix: Soil **Received:** 04/01/22 **Analyst:** MES
Basis: as received **Prepared:** 04/04/22

Analyte	Result	RL	Units
DRO C10-C28	**1,500**	500	mg/Kg
ORO C28-C44	**3,400**	1,000	mg/Kg

Surrogate	%REC	Limits
n-Triacontane	DO	70-130

Field ID: MW-6-16.0 **Diln Fac:** 25.00 **Analyzed:** 04/07/22
Type: SAMPLE **Batch#:** 286835 **Prep:** EPA 3580
Lab ID: 460784-011 **Sampled:** 03/30/22 **Analysis:** EPA 8015M
Matrix: Soil **Received:** 04/01/22 **Analyst:** MES
Basis: as received **Prepared:** 04/04/22

Analyte	Result	RL	Units
DRO C10-C28	**1,200**	250	mg/Kg
ORO C28-C44	**2,800**	500	mg/Kg

Surrogate	%REC	Limits
n-Triacontane	DO	70-130

Type: BLANK **Batch#:** 286835 **Analysis:** EPA 8015M
Lab ID: QC981422 **Prepared:** 04/04/22 **Analyst:** TJW
Matrix: Soil **Analyzed:** 04/04/22
Diln Fac: 1.000 **Prep:** EPA 3580

Analyte	Result	RL	Units
DRO C10-C28	ND	10	mg/Kg
ORO C28-C44	ND	20	mg/Kg

Surrogate	%REC	Limits
n-Triacontane	98	70-130

Legend

***:** Value is outside QC limits
DO: Diluted Out
E: Response exceeds instrument's linear range
ND: Not Detected
RL: Reporting Limit

ENTHALPY ANALYTICAL

Extractable Carbon Chain: Batch QC

Lab #: 460784 **Project#:** 1071-047

Client: Farallon Consulting **Location:** 1055 Commercial Ct.

Type: LCS **Batch#:** 286835 **Analysis:** EPA 8015M

Lab ID: QC981423 **Prepared:** 04/05/22 **Analyst:** TJW

Matrix: Soil **Analyzed:** 04/05/22

DilN Fac: 1.000 **Prep:** EPA 3580

Analyte	Spiked	Result	%REC	Limits	Units
Diesel C10-C28	250.0	233.2	93	76-122	mg/Kg

Surrogate	%REC	Limits
n-Triacontane	74	70-130

ENTHALPY ANALYTICAL

Extractable Carbon Chain: Batch QC

Lab #: 460784 **Project#:** 1071-047

Client: Farallon Consulting **Location:** 1055 Commercial Ct.

Field ID:	ZZZZZZZZZZ	**Basis:**	as received	**Prepared:**	04/05/22
Type:	MS	**Diln Fac:**	20.00	**Analyzed:**	04/05/22
MSS Lab ID:	460868-021	**Batch#:**	286835	**Prep:**	EPA 3580
Lab ID:	QC981424	**Sampled:**	04/04/22	**Analysis:**	EPA 8015M
Matrix:	Soil	**Received:**	04/04/22	**Analyst:**	TJW

Analyte	MSS Result	Spiked	Result	%REC	Limits	Units	Qual
Diesel C10-C28	4,638	250.0	3,381	-503	62-126	mg/Kg	NM

Surrogate	%REC	Limits
n-Triacontane	DO	70-130

Field ID:	ZZZZZZZZZZ	**Basis:**	as received	**Prepared:**	04/05/22
Type:	MSD	**Diln Fac:**	20.00	**Analyzed:**	04/05/22
MSS Lab ID:	460868-021	**Batch#:**	286835	**Prep:**	EPA 3580
Lab ID:	QC981425	**Sampled:**	04/04/22	**Analysis:**	EPA 8015M
Matrix:	Soil	**Received:**	04/04/22	**Analyst:**	TJW

Analyte	Spiked	Result	%REC	Limits	Units	RPD	Lim	Qual
Diesel C10-C28	250.0	1,128	-1404	62-126	mg/Kg	100 *	35	NM

Surrogate	%REC	Limits
n-Triacontane	DO	70-130

Legend

***:** Value is outside QC limits

DO: Diluted Out

NM: Not Meaningful

RPD: Relative Percent Difference

Enthalpy Analytical - Orange Analytical Report

Lab #: 460784 **Project#:** 1071-047

Client: Farallon Consulting **Location:** 1055 Commercial Ct.

Field ID:	SV-8-5.0	**DiIn Fac:**	1.000	**Analyzed:**	04/04/22
Lab ID:	460784-001	**Batch#:**	286774	**Prep:**	EPA 5030B
Matrix:	Soil	**Sampled:**	03/29/22	**Analysis:**	EPA 8260B
Basis:	as received	**Received:**	04/01/22	**Analyst:**	RAO

Analyte	Result	RL	Units
TPH Gasoline	ND	1.0	mg/Kg
Freon 12	ND	5.0	ug/Kg
Chloromethane	ND	5.0	ug/Kg
Vinyl Chloride	ND	5.0	ug/Kg
Bromomethane	ND	5.0	ug/Kg
Chloroethane	ND	5.0	ug/Kg
Trichlorofluoromethane	ND	5.0	ug/Kg
Acetone	ND	100	ug/Kg
Freon 113	ND	5.0	ug/Kg
1,1-Dichloroethene	ND	5.0	ug/Kg
Methylene Chloride	ND	5.0	ug/Kg
MTBE	ND	5.0	ug/Kg
trans-1,2-Dichloroethene	ND	5.0	ug/Kg
1,1-Dichloroethane	ND	5.0	ug/Kg
2-Butanone	ND	100	ug/Kg
cis-1,2-Dichloroethene	ND	5.0	ug/Kg
2,2-Dichloropropane	ND	5.0	ug/Kg
Chloroform	ND	5.0	ug/Kg
Bromochloromethane	ND	5.0	ug/Kg
1,1,1-Trichloroethane	ND	5.0	ug/Kg
1,1-Dichloropropene	ND	5.0	ug/Kg
Carbon Tetrachloride	ND	5.0	ug/Kg
1,2-Dichloroethane	ND	5.0	ug/Kg
Benzene	ND	5.0	ug/Kg
Trichloroethene	ND	5.0	ug/Kg
1,2-Dichloropropane	ND	5.0	ug/Kg
Bromodichloromethane	ND	5.0	ug/Kg
Dibromomethane	ND	5.0	ug/Kg
4-Methyl-2-Pentanone	ND	5.0	ug/Kg
cis-1,3-Dichloropropene	ND	5.0	ug/Kg
Toluene	ND	5.0	ug/Kg
trans-1,3-Dichloropropene	ND	5.0	ug/Kg
1,1,2-Trichloroethane	ND	5.0	ug/Kg
1,3-Dichloropropane	ND	5.0	ug/Kg
Tetrachloroethene	ND	5.0	ug/Kg
Dibromochloromethane	ND	5.0	ug/Kg
1,2-Dibromoethane	ND	5.0	ug/Kg
Chlorobenzene	ND	5.0	ug/Kg
1,1,1,2-Tetrachloroethane	ND	5.0	ug/Kg
Ethylbenzene	ND	5.0	ug/Kg
m,p-Xylenes	ND	10	ug/Kg

Enthalpy Analytical - Orange Analytical Report

Lab #: 460784 **Project#:** 1071-047

Client: Farallon Consulting **Location:** 1055 Commercial Ct.

Analyte	Result	RL	Units
o-Xylene	ND	5.0	ug/Kg
Styrene	ND	5.0	ug/Kg
Bromoform	ND	5.0	ug/Kg
Isopropylbenzene	ND	5.0	ug/Kg
1,1,2,2-Tetrachloroethane	ND	5.0	ug/Kg
1,2,3-Trichloropropane	ND	5.0	ug/Kg
Propylbenzene	ND	5.0	ug/Kg
Bromobenzene	ND	5.0	ug/Kg
1,3,5-Trimethylbenzene	ND	5.0	ug/Kg
2-Chlorotoluene	ND	5.0	ug/Kg
4-Chlorotoluene	ND	5.0	ug/Kg
tert-Butylbenzene	ND	5.0	ug/Kg
1,2,4-Trimethylbenzene	ND	5.0	ug/Kg
sec-Butylbenzene	ND	5.0	ug/Kg
para-Isopropyl Toluene	ND	5.0	ug/Kg
1,3-Dichlorobenzene	ND	5.0	ug/Kg
1,4-Dichlorobenzene	ND	5.0	ug/Kg
n-Butylbenzene	ND	5.0	ug/Kg
1,2-Dichlorobenzene	ND	5.0	ug/Kg
1,2-Dibromo-3-Chloropropane	ND	5.0	ug/Kg
1,2,4-Trichlorobenzene	ND	5.0	ug/Kg
Hexachlorobutadiene	ND	5.0	ug/Kg
Naphthalene	ND	5.0	ug/Kg
1,2,3-Trichlorobenzene	ND	5.0	ug/Kg

Surrogate	%REC	Limits
Dibromofluoromethane	102	70-145
1,2-Dichloroethane-d4	107	70-145
Toluene-d8	98	70-145
Bromofluorobenzene	97	70-145

Legend

ND: Not Detected

RL: Reporting Limit

Enthalpy Analytical - Orange Analytical Report

Lab #: 460784 **Project#:** 1071-047

Client: Farallon Consulting **Location:** 1055 Commercial Ct.

Field ID:	SV-8-7.5	**DiIn Fac:**	1.000	**Analyzed:**	04/04/22
Lab ID:	460784-002	**Batch#:**	286774	**Prep:**	EPA 5030B
Matrix:	Soil	**Sampled:**	03/29/22	**Analysis:**	EPA 8260B
Basis:	as received	**Received:**	04/01/22	**Analyst:**	RAO

Analyte	Result	RL	Units
TPH Gasoline	ND	1.0	mg/Kg
Freon 12	ND	5.0	ug/Kg
Chloromethane	ND	5.0	ug/Kg
Vinyl Chloride	ND	5.0	ug/Kg
Bromomethane	ND	5.0	ug/Kg
Chloroethane	ND	5.0	ug/Kg
Trichlorofluoromethane	ND	5.0	ug/Kg
Acetone	ND	100	ug/Kg
Freon 113	ND	5.0	ug/Kg
1,1-Dichloroethene	ND	5.0	ug/Kg
Methylene Chloride	ND	5.0	ug/Kg
MTBE	ND	5.0	ug/Kg
trans-1,2-Dichloroethene	ND	5.0	ug/Kg
1,1-Dichloroethane	ND	5.0	ug/Kg
2-Butanone	ND	100	ug/Kg
cis-1,2-Dichloroethene	ND	5.0	ug/Kg
2,2-Dichloropropane	ND	5.0	ug/Kg
Chloroform	ND	5.0	ug/Kg
Bromochloromethane	ND	5.0	ug/Kg
1,1,1-Trichloroethane	ND	5.0	ug/Kg
1,1-Dichloropropene	ND	5.0	ug/Kg
Carbon Tetrachloride	ND	5.0	ug/Kg
1,2-Dichloroethane	ND	5.0	ug/Kg
Benzene	ND	5.0	ug/Kg
Trichloroethene	ND	5.0	ug/Kg
1,2-Dichloropropane	ND	5.0	ug/Kg
Bromodichloromethane	ND	5.0	ug/Kg
Dibromomethane	ND	5.0	ug/Kg
4-Methyl-2-Pentanone	ND	5.0	ug/Kg
cis-1,3-Dichloropropene	ND	5.0	ug/Kg
Toluene	ND	5.0	ug/Kg
trans-1,3-Dichloropropene	ND	5.0	ug/Kg
1,1,2-Trichloroethane	ND	5.0	ug/Kg
1,3-Dichloropropane	ND	5.0	ug/Kg
Tetrachloroethene	ND	5.0	ug/Kg
Dibromochloromethane	ND	5.0	ug/Kg
1,2-Dibromoethane	ND	5.0	ug/Kg
Chlorobenzene	ND	5.0	ug/Kg
1,1,1,2-Tetrachloroethane	ND	5.0	ug/Kg
Ethylbenzene	ND	5.0	ug/Kg
m,p-Xylenes	ND	10	ug/Kg

Enthalpy Analytical - Orange Analytical Report

Lab #: 460784 **Project#:** 1071-047

Client: Farallon Consulting **Location:** 1055 Commercial Ct.

Analyte	Result	RL	Units
o-Xylene	ND	5.0	ug/Kg
Styrene	ND	5.0	ug/Kg
Bromoform	ND	5.0	ug/Kg
Isopropylbenzene	ND	5.0	ug/Kg
1,1,2,2-Tetrachloroethane	ND	5.0	ug/Kg
1,2,3-Trichloropropane	ND	5.0	ug/Kg
Propylbenzene	ND	5.0	ug/Kg
Bromobenzene	ND	5.0	ug/Kg
1,3,5-Trimethylbenzene	ND	5.0	ug/Kg
2-Chlorotoluene	ND	5.0	ug/Kg
4-Chlorotoluene	ND	5.0	ug/Kg
tert-Butylbenzene	ND	5.0	ug/Kg
1,2,4-Trimethylbenzene	ND	5.0	ug/Kg
sec-Butylbenzene	ND	5.0	ug/Kg
para-Isopropyl Toluene	ND	5.0	ug/Kg
1,3-Dichlorobenzene	ND	5.0	ug/Kg
1,4-Dichlorobenzene	ND	5.0	ug/Kg
n-Butylbenzene	ND	5.0	ug/Kg
1,2-Dichlorobenzene	ND	5.0	ug/Kg
1,2-Dibromo-3-Chloropropane	ND	5.0	ug/Kg
1,2,4-Trichlorobenzene	ND	5.0	ug/Kg
Hexachlorobutadiene	ND	5.0	ug/Kg
Naphthalene	ND	5.0	ug/Kg
1,2,3-Trichlorobenzene	ND	5.0	ug/Kg

Surrogate	%REC	Limits
Dibromofluoromethane	104	70-145
1,2-Dichloroethane-d4	112	70-145
Toluene-d8	98	70-145
Bromofluorobenzene	95	70-145

Legend

ND: Not Detected

RL: Reporting Limit

Enthalpy Analytical - Orange Analytical Report

Lab #: 460784 **Project#:** 1071-047

Client: Farallon Consulting **Location:** 1055 Commercial Ct.

Field ID:	SV-9-5.0	**DiIn Fac:**	1.000	**Analyzed:**	04/04/22
Lab ID:	460784-003	**Batch#:**	286774	**Prep:**	EPA 5030B
Matrix:	Soil	**Sampled:**	03/30/22	**Analysis:**	EPA 8260B
Basis:	as received	**Received:**	04/01/22	**Analyst:**	RAO

Analyte	Result	RL	Units
TPH Gasoline	ND	1.0	mg/Kg
Freon 12	ND	5.0	ug/Kg
Chloromethane	ND	5.0	ug/Kg
Vinyl Chloride	ND	5.0	ug/Kg
Bromomethane	ND	5.0	ug/Kg
Chloroethane	ND	5.0	ug/Kg
Trichlorofluoromethane	ND	5.0	ug/Kg
Acetone	ND	100	ug/Kg
Freon 113	ND	5.0	ug/Kg
1,1-Dichloroethene	ND	5.0	ug/Kg
Methylene Chloride	ND	5.0	ug/Kg
MTBE	ND	5.0	ug/Kg
trans-1,2-Dichloroethene	ND	5.0	ug/Kg
1,1-Dichloroethane	ND	5.0	ug/Kg
2-Butanone	ND	100	ug/Kg
cis-1,2-Dichloroethene	ND	5.0	ug/Kg
2,2-Dichloropropane	ND	5.0	ug/Kg
Chloroform	ND	5.0	ug/Kg
Bromochloromethane	ND	5.0	ug/Kg
1,1,1-Trichloroethane	ND	5.0	ug/Kg
1,1-Dichloropropene	ND	5.0	ug/Kg
Carbon Tetrachloride	ND	5.0	ug/Kg
1,2-Dichloroethane	ND	5.0	ug/Kg
Benzene	ND	5.0	ug/Kg
Trichloroethene	ND	5.0	ug/Kg
1,2-Dichloropropane	ND	5.0	ug/Kg
Bromodichloromethane	ND	5.0	ug/Kg
Dibromomethane	ND	5.0	ug/Kg
4-Methyl-2-Pentanone	ND	5.0	ug/Kg
cis-1,3-Dichloropropene	ND	5.0	ug/Kg
Toluene	ND	5.0	ug/Kg
trans-1,3-Dichloropropene	ND	5.0	ug/Kg
1,1,2-Trichloroethane	ND	5.0	ug/Kg
1,3-Dichloropropane	ND	5.0	ug/Kg
Tetrachloroethene	ND	5.0	ug/Kg
Dibromochloromethane	ND	5.0	ug/Kg
1,2-Dibromoethane	ND	5.0	ug/Kg
Chlorobenzene	ND	5.0	ug/Kg
1,1,1,2-Tetrachloroethane	ND	5.0	ug/Kg
Ethylbenzene	ND	5.0	ug/Kg
m,p-Xylenes	ND	10	ug/Kg

Enthalpy Analytical - Orange Analytical Report

Lab #: 460784 **Project#:** 1071-047

Client: Farallon Consulting **Location:** 1055 Commercial Ct.

Analyte	Result	RL	Units
o-Xylene	ND	5.0	ug/Kg
Styrene	ND	5.0	ug/Kg
Bromoform	ND	5.0	ug/Kg
Isopropylbenzene	ND	5.0	ug/Kg
1,1,2,2-Tetrachloroethane	ND	5.0	ug/Kg
1,2,3-Trichloropropane	ND	5.0	ug/Kg
Propylbenzene	ND	5.0	ug/Kg
Bromobenzene	ND	5.0	ug/Kg
1,3,5-Trimethylbenzene	ND	5.0	ug/Kg
2-Chlorotoluene	ND	5.0	ug/Kg
4-Chlorotoluene	ND	5.0	ug/Kg
tert-Butylbenzene	ND	5.0	ug/Kg
1,2,4-Trimethylbenzene	**5.1**	5.0	ug/Kg
sec-Butylbenzene	ND	5.0	ug/Kg
para-Isopropyl Toluene	ND	5.0	ug/Kg
1,3-Dichlorobenzene	ND	5.0	ug/Kg
1,4-Dichlorobenzene	ND	5.0	ug/Kg
n-Butylbenzene	ND	5.0	ug/Kg
1,2-Dichlorobenzene	ND	5.0	ug/Kg
1,2-Dibromo-3-Chloropropane	ND	5.0	ug/Kg
1,2,4-Trichlorobenzene	ND	5.0	ug/Kg
Hexachlorobutadiene	ND	5.0	ug/Kg
Naphthalene	ND	5.0	ug/Kg
1,2,3-Trichlorobenzene	ND	5.0	ug/Kg

Surrogate	%REC	Limits
Dibromofluoromethane	101	70-145
1,2-Dichloroethane-d4	110	70-145
Toluene-d8	97	70-145
Bromofluorobenzene	96	70-145

Legend

ND: Not Detected

RL: Reporting Limit

ENTHALPY ANALYTICAL

Enthalpy Analytical - Orange Analytical Report

Lab #: 460784 **Project#:** 1071-047

Client: Farallon Consulting **Location:** 1055 Commercial Ct.

Field ID: SV-9-8.0 **Matrix:** Soil **Sampled:** 03/30/22 **Prep:** EPA 5030B

Lab ID: 460784-004 **Basis:** as received **Received:** 04/01/22 **Analysis:** EPA 8260B

Analyte	Result	RL	Units	Diln Fac	Batch#	Analyzed	Analyst
TPH Gasoline	**24**	10	mg/Kg	10.00	286846	04/05/22	LXR
Freon 12	ND	5.0	ug/Kg	1.000	286774	04/04/22	RAO
Chloromethane	ND	5.0	ug/Kg	1.000	286774	04/04/22	RAO
Vinyl Chloride	ND	5.0	ug/Kg	1.000	286774	04/04/22	RAO
Bromomethane	ND	5.0	ug/Kg	1.000	286774	04/04/22	RAO
Chloroethane	ND	5.0	ug/Kg	1.000	286774	04/04/22	RAO
Trichlorofluoromethane	ND	5.0	ug/Kg	1.000	286774	04/04/22	RAO
Acetone	**260**	100	ug/Kg	1.000	286774	04/04/22	RAO
Freon 113	ND	5.0	ug/Kg	1.000	286774	04/04/22	RAO
1,1-Dichloroethene	ND	5.0	ug/Kg	1.000	286774	04/04/22	RAO
Methylene Chloride	ND	5.0	ug/Kg	1.000	286774	04/04/22	RAO
MTBE	ND	5.0	ug/Kg	1.000	286774	04/04/22	RAO
trans-1,2-Dichloroethene	ND	5.0	ug/Kg	1.000	286774	04/04/22	RAO
1,1-Dichloroethane	ND	5.0	ug/Kg	1.000	286774	04/04/22	RAO
2-Butanone	ND	100	ug/Kg	1.000	286774	04/04/22	RAO
cis-1,2-Dichloroethene	ND	5.0	ug/Kg	1.000	286774	04/04/22	RAO
2,2-Dichloropropane	ND	5.0	ug/Kg	1.000	286774	04/04/22	RAO
Chloroform	ND	5.0	ug/Kg	1.000	286774	04/04/22	RAO
Bromochloromethane	ND	5.0	ug/Kg	1.000	286774	04/04/22	RAO
1,1,1-Trichloroethane	ND	5.0	ug/Kg	1.000	286774	04/04/22	RAO
1,1-Dichloropropene	ND	5.0	ug/Kg	1.000	286774	04/04/22	RAO
Carbon Tetrachloride	ND	5.0	ug/Kg	1.000	286774	04/04/22	RAO
1,2-Dichloroethane	ND	5.0	ug/Kg	1.000	286774	04/04/22	RAO
Benzene	ND	5.0	ug/Kg	1.000	286774	04/04/22	RAO
Trichloroethene	ND	5.0	ug/Kg	1.000	286774	04/04/22	RAO
1,2-Dichloropropane	ND	5.0	ug/Kg	1.000	286774	04/04/22	RAO
Bromodichloromethane	ND	5.0	ug/Kg	1.000	286774	04/04/22	RAO
Dibromomethane	ND	5.0	ug/Kg	1.000	286774	04/04/22	RAO
4-Methyl-2-Pentanone	ND	5.0	ug/Kg	1.000	286774	04/04/22	RAO
cis-1,3-Dichloropropene	ND	5.0	ug/Kg	1.000	286774	04/04/22	RAO
Toluene	ND	5.0	ug/Kg	1.000	286774	04/04/22	RAO
trans-1,3-Dichloropropene	ND	5.0	ug/Kg	1.000	286774	04/04/22	RAO
1,1,2-Trichloroethane	ND	5.0	ug/Kg	1.000	286774	04/04/22	RAO
1,3-Dichloropropane	ND	5.0	ug/Kg	1.000	286774	04/04/22	RAO
Tetrachloroethene	ND	5.0	ug/Kg	1.000	286774	04/04/22	RAO
Dibromochloromethane	ND	5.0	ug/Kg	1.000	286774	04/04/22	RAO
1,2-Dibromoethane	ND	5.0	ug/Kg	1.000	286774	04/04/22	RAO
Chlorobenzene	**640**	50	ug/Kg	10.00	286846	04/05/22	LXR
1,1,1,2-Tetrachloroethane	ND	5.0	ug/Kg	1.000	286774	04/04/22	RAO
Ethylbenzene	ND	5.0	ug/Kg	1.000	286774	04/04/22	RAO
m,p-Xylenes	ND	10	ug/Kg	1.000	286774	04/04/22	RAO
o-Xylene	ND	5.0	ug/Kg	1.000	286774	04/04/22	RAO
Styrene	ND	5.0	ug/Kg	1.000	286774	04/04/22	RAO

ENTHALPY ANALYTICAL

Enthalpy Analytical - Orange Analytical Report

Lab #: 460784 **Project#:** 1071-047

Client: Farallon Consulting **Location:** 1055 Commercial Ct.

Analyte	Result	RL	Units	Diln Fac	Batch#	Analyzed	Analyst
Bromoform	ND	5.0	ug/Kg	1.000	286774	04/04/22	RAO
Isopropylbenzene	ND	5.0	ug/Kg	1.000	286774	04/04/22	RAO
1,1,2,2-Tetrachloroethane	ND	5.0	ug/Kg	1.000	286774	04/04/22	RAO
1,2,3-Trichloropropane	ND	5.0	ug/Kg	1.000	286774	04/04/22	RAO
Propylbenzene	ND	5.0	ug/Kg	1.000	286774	04/04/22	RAO
Bromobenzene	ND	5.0	ug/Kg	1.000	286774	04/04/22	RAO
1,3,5-Trimethylbenzene	ND	5.0	ug/Kg	1.000	286774	04/04/22	RAO
2-Chlorotoluene	ND	5.0	ug/Kg	1.000	286774	04/04/22	RAO
4-Chlorotoluene	ND	5.0	ug/Kg	1.000	286774	04/04/22	RAO
tert-Butylbenzene	ND	5.0	ug/Kg	1.000	286774	04/04/22	RAO
1,2,4-Trimethylbenzene	ND	5.0	ug/Kg	1.000	286774	04/04/22	RAO
sec-Butylbenzene	ND	5.0	ug/Kg	1.000	286774	04/04/22	RAO
para-Isopropyl Toluene	ND	5.0	ug/Kg	1.000	286774	04/04/22	RAO
1,3-Dichlorobenzene	ND	5.0	ug/Kg	1.000	286774	04/04/22	RAO
1,4-Dichlorobenzene	**62**	5.0	ug/Kg	1.000	286774	04/04/22	RAO
n-Butylbenzene	**5.3**	5.0	ug/Kg	1.000	286774	04/04/22	RAO
1,2-Dichlorobenzene	ND	5.0	ug/Kg	1.000	286774	04/04/22	RAO
1,2-Dibromo-3-Chloropropane	ND	5.0	ug/Kg	1.000	286774	04/04/22	RAO
1,2,4-Trichlorobenzene	ND	5.0	ug/Kg	1.000	286774	04/04/22	RAO
Hexachlorobutadiene	ND	5.0	ug/Kg	1.000	286774	04/04/22	RAO
Naphthalene	ND	5.0	ug/Kg	1.000	286774	04/04/22	RAO
1,2,3-Trichlorobenzene	ND	5.0	ug/Kg	1.000	286774	04/04/22	RAO

Surrogate	%REC	Limits	Diln Fac	Batch#	Analyzed	Analyst
Dibromofluoromethane	103	70-145	1.000	286774	04/04/22	RAO
1,2-Dichloroethane-d4	112	70-145	1.000	286774	04/04/22	RAO
Toluene-d8	96	70-145	1.000	286774	04/04/22	RAO
Bromofluorobenzene	98	70-145	1.000	286774	04/04/22	RAO

Legend

ND: Not Detected

RL: Reporting Limit

ENTHALPY ANALYTICAL

Enthalpy Analytical - Orange Analytical Report

Lab #: 460784 **Project#:** 1071-047

Client: Farallon Consulting **Location:** 1055 Commercial Ct.

Field ID: SV-10-5.0 **Matrix:** Soil **Sampled:** 03/29/22 **Prep:** EPA 5030B

Lab ID: 460784-005 **Basis:** as received **Received:** 04/01/22 **Analysis:** EPA 8260B

Analyte	Result	RL	Units	Diln Fac	Batch#	Analyzed	Analyst
TPH Gasoline	**11**	10	mg/Kg	10.00	286846	04/05/22	LXR
Freon 12	ND	5.0	ug/Kg	1.000	286774	04/04/22	RAO
Chloromethane	ND	5.0	ug/Kg	1.000	286774	04/04/22	RAO
Vinyl Chloride	ND	5.0	ug/Kg	1.000	286774	04/04/22	RAO
Bromomethane	ND	5.0	ug/Kg	1.000	286774	04/04/22	RAO
Chloroethane	ND	5.0	ug/Kg	1.000	286774	04/04/22	RAO
Trichlorofluoromethane	ND	5.0	ug/Kg	1.000	286774	04/04/22	RAO
Acetone	ND	100	ug/Kg	1.000	286774	04/04/22	RAO
Freon 113	ND	5.0	ug/Kg	1.000	286774	04/04/22	RAO
1,1-Dichloroethene	ND	5.0	ug/Kg	1.000	286774	04/04/22	RAO
Methylene Chloride	ND	5.0	ug/Kg	1.000	286774	04/04/22	RAO
MTBE	ND	5.0	ug/Kg	1.000	286774	04/04/22	RAO
trans-1,2-Dichloroethene	ND	5.0	ug/Kg	1.000	286774	04/04/22	RAO
1,1-Dichloroethane	ND	5.0	ug/Kg	1.000	286774	04/04/22	RAO
2-Butanone	ND	100	ug/Kg	1.000	286774	04/04/22	RAO
cis-1,2-Dichloroethene	ND	5.0	ug/Kg	1.000	286774	04/04/22	RAO
2,2-Dichloropropane	ND	5.0	ug/Kg	1.000	286774	04/04/22	RAO
Chloroform	ND	5.0	ug/Kg	1.000	286774	04/04/22	RAO
Bromochloromethane	ND	5.0	ug/Kg	1.000	286774	04/04/22	RAO
1,1,1-Trichloroethane	ND	5.0	ug/Kg	1.000	286774	04/04/22	RAO
1,1-Dichloropropene	ND	5.0	ug/Kg	1.000	286774	04/04/22	RAO
Carbon Tetrachloride	ND	5.0	ug/Kg	1.000	286774	04/04/22	RAO
1,2-Dichloroethane	ND	5.0	ug/Kg	1.000	286774	04/04/22	RAO
Benzene	ND	5.0	ug/Kg	1.000	286774	04/04/22	RAO
Trichloroethene	ND	5.0	ug/Kg	1.000	286774	04/04/22	RAO
1,2-Dichloropropane	ND	5.0	ug/Kg	1.000	286774	04/04/22	RAO
Bromodichloromethane	ND	5.0	ug/Kg	1.000	286774	04/04/22	RAO
Dibromomethane	ND	5.0	ug/Kg	1.000	286774	04/04/22	RAO
4-Methyl-2-Pentanone	ND	5.0	ug/Kg	1.000	286774	04/04/22	RAO
cis-1,3-Dichloropropene	ND	5.0	ug/Kg	1.000	286774	04/04/22	RAO
Toluene	ND	5.0	ug/Kg	1.000	286774	04/04/22	RAO
trans-1,3-Dichloropropene	ND	5.0	ug/Kg	1.000	286774	04/04/22	RAO
1,1,2-Trichloroethane	ND	5.0	ug/Kg	1.000	286774	04/04/22	RAO
1,3-Dichloropropane	ND	5.0	ug/Kg	1.000	286774	04/04/22	RAO
Tetrachloroethene	ND	5.0	ug/Kg	1.000	286774	04/04/22	RAO
Dibromochloromethane	ND	5.0	ug/Kg	1.000	286774	04/04/22	RAO
1,2-Dibromoethane	ND	5.0	ug/Kg	1.000	286774	04/04/22	RAO
Chlorobenzene	ND	5.0	ug/Kg	1.000	286774	04/04/22	RAO
1,1,1,2-Tetrachloroethane	ND	5.0	ug/Kg	1.000	286774	04/04/22	RAO
Ethylbenzene	ND	5.0	ug/Kg	1.000	286774	04/04/22	RAO
m,p-Xylenes	ND	10	ug/Kg	1.000	286774	04/04/22	RAO
o-Xylene	ND	5.0	ug/Kg	1.000	286774	04/04/22	RAO
Styrene	ND	5.0	ug/Kg	1.000	286774	04/04/22	RAO

ENTHALPY ANALYTICAL

Enthalpy Analytical - Orange Analytical Report

Lab #: 460784 **Project#:** 1071-047

Client: Farallon Consulting **Location:** 1055 Commercial Ct.

Analyte	Result	RL	Units	Diln Fac	Batch#	Analyzed	Analyst
Bromoform	ND	5.0	ug/Kg	1.000	286774	04/04/22	RAO
Isopropylbenzene	ND	5.0	ug/Kg	1.000	286774	04/04/22	RAO
1,1,2,2-Tetrachloroethane	ND	5.0	ug/Kg	1.000	286774	04/04/22	RAO
1,2,3-Trichloropropane	ND	5.0	ug/Kg	1.000	286774	04/04/22	RAO
Propylbenzene	ND	5.0	ug/Kg	1.000	286774	04/04/22	RAO
Bromobenzene	ND	5.0	ug/Kg	1.000	286774	04/04/22	RAO
1,3,5-Trimethylbenzene	ND	5.0	ug/Kg	1.000	286774	04/04/22	RAO
2-Chlorotoluene	ND	5.0	ug/Kg	1.000	286774	04/04/22	RAO
4-Chlorotoluene	ND	5.0	ug/Kg	1.000	286774	04/04/22	RAO
tert-Butylbenzene	ND	5.0	ug/Kg	1.000	286774	04/04/22	RAO
1,2,4-Trimethylbenzene	ND	5.0	ug/Kg	1.000	286774	04/04/22	RAO
sec-Butylbenzene	ND	5.0	ug/Kg	1.000	286774	04/04/22	RAO
para-Isopropyl Toluene	ND	5.0	ug/Kg	1.000	286774	04/04/22	RAO
1,3-Dichlorobenzene	ND	5.0	ug/Kg	1.000	286774	04/04/22	RAO
1,4-Dichlorobenzene	ND	5.0	ug/Kg	1.000	286774	04/04/22	RAO
n-Butylbenzene	ND	5.0	ug/Kg	1.000	286774	04/04/22	RAO
1,2-Dichlorobenzene	ND	5.0	ug/Kg	1.000	286774	04/04/22	RAO
1,2-Dibromo-3-Chloropropane	ND	5.0	ug/Kg	1.000	286774	04/04/22	RAO
1,2,4-Trichlorobenzene	ND	5.0	ug/Kg	1.000	286774	04/04/22	RAO
Hexachlorobutadiene	ND	5.0	ug/Kg	1.000	286774	04/04/22	RAO
Naphthalene	**1,300**	50	ug/Kg	10.00	286846	04/05/22	LXR
1,2,3-Trichlorobenzene	ND	5.0	ug/Kg	1.000	286774	04/04/22	RAO

Surrogate	%REC	Limits	Diln Fac	Batch#	Analyzed	Analyst
Dibromofluoromethane	101	70-145	1.000	286774	04/04/22	RAO
1,2-Dichloroethane-d4	109	70-145	1.000	286774	04/04/22	RAO
Toluene-d8	98	70-145	1.000	286774	04/04/22	RAO
Bromofluorobenzene	99	70-145	1.000	286774	04/04/22	RAO

Legend

ND: Not Detected

RL: Reporting Limit

Enthalpy Analytical - Orange Analytical Report

Lab #: 460784 **Project#:** 1071-047

Client: Farallon Consulting **Location:** 1055 Commercial Ct.

Field ID:	SV-10-10.0	**DiIn Fac:**	100.0	**Analyzed:**	04/06/22
Lab ID:	460784-006	**Batch#:**	286927	**Prep:**	EPA 5030B
Matrix:	Soil	**Sampled:**	03/29/22	**Analysis:**	EPA 8260B
Basis:	as received	**Received:**	04/01/22	**Analyst:**	RAO

Analyte	Result	RL	Units
TPH Gasoline	**170**	100	mg/Kg
Freon 12	ND	500	ug/Kg
Chloromethane	ND	500	ug/Kg
Vinyl Chloride	ND	500	ug/Kg
Bromomethane	ND	500	ug/Kg
Chloroethane	ND	500	ug/Kg
Trichlorofluoromethane	ND	500	ug/Kg
Acetone	ND	10,000	ug/Kg
Freon 113	ND	500	ug/Kg
1,1-Dichloroethene	ND	500	ug/Kg
Methylene Chloride	ND	500	ug/Kg
MTBE	ND	500	ug/Kg
trans-1,2-Dichloroethene	ND	500	ug/Kg
1,1-Dichloroethane	ND	500	ug/Kg
2-Butanone	ND	10,000	ug/Kg
cis-1,2-Dichloroethene	ND	500	ug/Kg
2,2-Dichloropropane	ND	500	ug/Kg
Chloroform	ND	500	ug/Kg
Bromochloromethane	ND	500	ug/Kg
1,1,1-Trichloroethane	ND	500	ug/Kg
1,1-Dichloropropene	ND	500	ug/Kg
Carbon Tetrachloride	ND	500	ug/Kg
1,2-Dichloroethane	ND	500	ug/Kg
Benzene	ND	500	ug/Kg
Trichloroethene	ND	500	ug/Kg
1,2-Dichloropropane	ND	500	ug/Kg
Bromodichloromethane	ND	500	ug/Kg
Dibromomethane	ND	500	ug/Kg
4-Methyl-2-Pentanone	ND	500	ug/Kg
cis-1,3-Dichloropropene	ND	500	ug/Kg
Toluene	ND	500	ug/Kg
trans-1,3-Dichloropropene	ND	500	ug/Kg
1,1,2-Trichloroethane	ND	500	ug/Kg
1,3-Dichloropropane	ND	500	ug/Kg
Tetrachloroethene	**830**	500	ug/Kg
Dibromochloromethane	ND	500	ug/Kg
1,2-Dibromoethane	ND	500	ug/Kg
Chlorobenzene	ND	500	ug/Kg
1,1,1,2-Tetrachloroethane	ND	500	ug/Kg
Ethylbenzene	**580**	500	ug/Kg
m,p-Xylenes	**1,000**	1,000	ug/Kg

Enthalpy Analytical - Orange Analytical Report

Lab #: 460784 **Project#:** 1071-047

Client: Farallon Consulting **Location:** 1055 Commercial Ct.

Analyte	Result	RL	Units
o-Xylene	**760**	500	ug/Kg
Styrene	ND	500	ug/Kg
Bromoform	ND	500	ug/Kg
Isopropylbenzene	**500**	500	ug/Kg
1,1,2,2-Tetrachloroethane	ND	500	ug/Kg
1,2,3-Trichloropropane	ND	500	ug/Kg
Propylbenzene	ND	500	ug/Kg
Bromobenzene	ND	500	ug/Kg
1,3,5-Trimethylbenzene	**730**	500	ug/Kg
2-Chlorotoluene	ND	500	ug/Kg
4-Chlorotoluene	ND	500	ug/Kg
tert-Butylbenzene	ND	500	ug/Kg
1,2,4-Trimethylbenzene	**2,600**	500	ug/Kg
sec-Butylbenzene	ND	500	ug/Kg
para-Isopropyl Toluene	**880**	500	ug/Kg
1,3-Dichlorobenzene	ND	500	ug/Kg
1,4-Dichlorobenzene	ND	500	ug/Kg
n-Butylbenzene	ND	500	ug/Kg
1,2-Dichlorobenzene	ND	500	ug/Kg
1,2-Dibromo-3-Chloropropane	ND	500	ug/Kg
1,2,4-Trichlorobenzene	ND	500	ug/Kg
Hexachlorobutadiene	ND	500	ug/Kg
Naphthalene	ND	500	ug/Kg
1,2,3-Trichlorobenzene	ND	500	ug/Kg

Surrogate	%REC	Limits
Dibromofluoromethane	96	70-145
1,2-Dichloroethane-d4	103	70-145
Toluene-d8	98	70-145
Bromofluorobenzene	95	70-145

Legend

ND: Not Detected

RL: Reporting Limit

Enthalpy Analytical - Orange Analytical Report

Lab #: 460784 **Project#:** 1071-047

Client: Farallon Consulting **Location:** 1055 Commercial Ct.

Field ID:	MW-1-10.0	**DiIn Fac:**	1.000	**Analyzed:**	04/04/22
Lab ID:	460784-007	**Batch#:**	286774	**Prep:**	EPA 5030B
Matrix:	Soil	**Sampled:**	03/29/22	**Analysis:**	EPA 8260B
Basis:	as received	**Received:**	04/01/22	**Analyst:**	RAO

Analyte	Result	RL	Units
TPH Gasoline	**1.0**	1.0	mg/Kg
Freon 12	ND	5.0	ug/Kg
Chloromethane	ND	5.0	ug/Kg
Vinyl Chloride	ND	5.0	ug/Kg
Bromomethane	ND	5.0	ug/Kg
Chloroethane	ND	5.0	ug/Kg
Trichlorofluoromethane	ND	5.0	ug/Kg
Acetone	ND	100	ug/Kg
Freon 113	ND	5.0	ug/Kg
1,1-Dichloroethene	ND	5.0	ug/Kg
Methylene Chloride	ND	5.0	ug/Kg
MTBE	ND	5.0	ug/Kg
trans-1,2-Dichloroethene	ND	5.0	ug/Kg
1,1-Dichloroethane	ND	5.0	ug/Kg
2-Butanone	ND	100	ug/Kg
cis-1,2-Dichloroethene	ND	5.0	ug/Kg
2,2-Dichloropropane	ND	5.0	ug/Kg
Chloroform	ND	5.0	ug/Kg
Bromochloromethane	ND	5.0	ug/Kg
1,1,1-Trichloroethane	ND	5.0	ug/Kg
1,1-Dichloropropene	ND	5.0	ug/Kg
Carbon Tetrachloride	ND	5.0	ug/Kg
1,2-Dichloroethane	ND	5.0	ug/Kg
Benzene	ND	5.0	ug/Kg
Trichloroethene	ND	5.0	ug/Kg
1,2-Dichloropropane	ND	5.0	ug/Kg
Bromodichloromethane	ND	5.0	ug/Kg
Dibromomethane	ND	5.0	ug/Kg
4-Methyl-2-Pentanone	ND	5.0	ug/Kg
cis-1,3-Dichloropropene	ND	5.0	ug/Kg
Toluene	ND	5.0	ug/Kg
trans-1,3-Dichloropropene	ND	5.0	ug/Kg
1,1,2-Trichloroethane	ND	5.0	ug/Kg
1,3-Dichloropropane	ND	5.0	ug/Kg
Tetrachloroethene	ND	5.0	ug/Kg
Dibromochloromethane	ND	5.0	ug/Kg
1,2-Dibromoethane	ND	5.0	ug/Kg
Chlorobenzene	ND	5.0	ug/Kg
1,1,1,2-Tetrachloroethane	ND	5.0	ug/Kg
Ethylbenzene	ND	5.0	ug/Kg
m,p-Xylenes	ND	10	ug/Kg

ENTHALPY ANALYTICAL

Enthalpy Analytical - Orange Analytical Report

Lab #: 460784 **Project#:** 1071-047

Client: Farallon Consulting **Location:** 1055 Commercial Ct.

Analyte	Result	RL	Units
o-Xylene	ND	5.0	ug/Kg
Styrene	ND	5.0	ug/Kg
Bromoform	ND	5.0	ug/Kg
Isopropylbenzene	ND	5.0	ug/Kg
1,1,2,2-Tetrachloroethane	ND	5.0	ug/Kg
1,2,3-Trichloropropane	ND	5.0	ug/Kg
Propylbenzene	ND	5.0	ug/Kg
Bromobenzene	ND	5.0	ug/Kg
1,3,5-Trimethylbenzene	ND	5.0	ug/Kg
2-Chlorotoluene	ND	5.0	ug/Kg
4-Chlorotoluene	ND	5.0	ug/Kg
tert-Butylbenzene	ND	5.0	ug/Kg
1,2,4-Trimethylbenzene	ND	5.0	ug/Kg
sec-Butylbenzene	ND	5.0	ug/Kg
para-Isopropyl Toluene	ND	5.0	ug/Kg
1,3-Dichlorobenzene	ND	5.0	ug/Kg
1,4-Dichlorobenzene	ND	5.0	ug/Kg
n-Butylbenzene	ND	5.0	ug/Kg
1,2-Dichlorobenzene	ND	5.0	ug/Kg
1,2-Dibromo-3-Chloropropane	ND	5.0	ug/Kg
1,2,4-Trichlorobenzene	ND	5.0	ug/Kg
Hexachlorobutadiene	ND	5.0	ug/Kg
Naphthalene	ND	5.0	ug/Kg
1,2,3-Trichlorobenzene	ND	5.0	ug/Kg

Surrogate	%REC	Limits
Dibromofluoromethane	102	70-145
1,2-Dichloroethane-d4	107	70-145
Toluene-d8	99	70-145
Bromofluorobenzene	96	70-145

Legend

ND: Not Detected

RL: Reporting Limit

Enthalpy Analytical - Orange Analytical Report

Lab #: 460784 **Project#:** 1071-047

Client: Farallon Consulting **Location:** 1055 Commercial Ct.

Field ID:	MW-1-14.0	**DiIn Fac:**	1.000	**Analyzed:**	04/04/22
Lab ID:	460784-008	**Batch#:**	286774	**Prep:**	EPA 5030B
Matrix:	Soil	**Sampled:**	03/29/22	**Analysis:**	EPA 8260B
Basis:	as received	**Received:**	04/01/22	**Analyst:**	RAO

Analyte	Result	RL	Units
TPH Gasoline	**1.5**	1.0	mg/Kg
Freon 12	ND	5.0	ug/Kg
Chloromethane	ND	5.0	ug/Kg
Vinyl Chloride	ND	5.0	ug/Kg
Bromomethane	ND	5.0	ug/Kg
Chloroethane	ND	5.0	ug/Kg
Trichlorofluoromethane	ND	5.0	ug/Kg
Acetone	ND	100	ug/Kg
Freon 113	ND	5.0	ug/Kg
1,1-Dichloroethene	ND	5.0	ug/Kg
Methylene Chloride	ND	5.0	ug/Kg
MTBE	ND	5.0	ug/Kg
trans-1,2-Dichloroethene	ND	5.0	ug/Kg
1,1-Dichloroethane	ND	5.0	ug/Kg
2-Butanone	ND	100	ug/Kg
cis-1,2-Dichloroethene	ND	5.0	ug/Kg
2,2-Dichloropropane	ND	5.0	ug/Kg
Chloroform	ND	5.0	ug/Kg
Bromochloromethane	ND	5.0	ug/Kg
1,1,1-Trichloroethane	ND	5.0	ug/Kg
1,1-Dichloropropene	ND	5.0	ug/Kg
Carbon Tetrachloride	ND	5.0	ug/Kg
1,2-Dichloroethane	ND	5.0	ug/Kg
Benzene	ND	5.0	ug/Kg
Trichloroethene	ND	5.0	ug/Kg
1,2-Dichloropropane	ND	5.0	ug/Kg
Bromodichloromethane	ND	5.0	ug/Kg
Dibromomethane	ND	5.0	ug/Kg
4-Methyl-2-Pentanone	ND	5.0	ug/Kg
cis-1,3-Dichloropropene	ND	5.0	ug/Kg
Toluene	ND	5.0	ug/Kg
trans-1,3-Dichloropropene	ND	5.0	ug/Kg
1,1,2-Trichloroethane	ND	5.0	ug/Kg
1,3-Dichloropropane	ND	5.0	ug/Kg
Tetrachloroethene	ND	5.0	ug/Kg
Dibromochloromethane	ND	5.0	ug/Kg
1,2-Dibromoethane	ND	5.0	ug/Kg
Chlorobenzene	ND	5.0	ug/Kg
1,1,1,2-Tetrachloroethane	ND	5.0	ug/Kg
Ethylbenzene	ND	5.0	ug/Kg
m,p-Xylenes	ND	10	ug/Kg

Enthalpy Analytical - Orange Analytical Report

Lab #: 460784 **Project#:** 1071-047

Client: Farallon Consulting **Location:** 1055 Commercial Ct.

Analyte	Result	RL	Units
o-Xylene	ND	5.0	ug/Kg
Styrene	ND	5.0	ug/Kg
Bromoform	ND	5.0	ug/Kg
Isopropylbenzene	ND	5.0	ug/Kg
1,1,2,2-Tetrachloroethane	ND	5.0	ug/Kg
1,2,3-Trichloropropane	ND	5.0	ug/Kg
Propylbenzene	**6.8**	5.0	ug/Kg
Bromobenzene	ND	5.0	ug/Kg
1,3,5-Trimethylbenzene	ND	5.0	ug/Kg
2-Chlorotoluene	ND	5.0	ug/Kg
4-Chlorotoluene	ND	5.0	ug/Kg
tert-Butylbenzene	ND	5.0	ug/Kg
1,2,4-Trimethylbenzene	**6.5**	5.0	ug/Kg
sec-Butylbenzene	ND	5.0	ug/Kg
para-Isopropyl Toluene	ND	5.0	ug/Kg
1,3-Dichlorobenzene	ND	5.0	ug/Kg
1,4-Dichlorobenzene	ND	5.0	ug/Kg
n-Butylbenzene	**11**	5.0	ug/Kg
1,2-Dichlorobenzene	ND	5.0	ug/Kg
1,2-Dibromo-3-Chloropropane	ND	5.0	ug/Kg
1,2,4-Trichlorobenzene	ND	5.0	ug/Kg
Hexachlorobutadiene	ND	5.0	ug/Kg
Naphthalene	**16**	5.0	ug/Kg
1,2,3-Trichlorobenzene	ND	5.0	ug/Kg

Surrogate	%REC	Limits
Dibromofluoromethane	101	70-145
1,2-Dichloroethane-d4	109	70-145
Toluene-d8	99	70-145
Bromofluorobenzene	95	70-145

Legend

ND: Not Detected

RL: Reporting Limit

Enthalpy Analytical - Orange Analytical Report

Lab #: 460784 **Project#:** 1071-047

Client: Farallon Consulting **Location:** 1055 Commercial Ct.

Field ID:	MW-4-7.0	**DiIn Fac:**	1.000	**Analyzed:**	04/04/22
Lab ID:	460784-009	**Batch#:**	286774	**Prep:**	EPA 5030B
Matrix:	Soil	**Sampled:**	03/30/22	**Analysis:**	EPA 8260B
Basis:	as received	**Received:**	04/01/22	**Analyst:**	RAO

Analyte	Result	RL	Units
TPH Gasoline	**1.5**	1.0	mg/Kg
Freon 12	ND	5.0	ug/Kg
Chloromethane	ND	5.0	ug/Kg
Vinyl Chloride	ND	5.0	ug/Kg
Bromomethane	ND	5.0	ug/Kg
Chloroethane	ND	5.0	ug/Kg
Trichlorofluoromethane	ND	5.0	ug/Kg
Acetone	ND	100	ug/Kg
Freon 113	ND	5.0	ug/Kg
1,1-Dichloroethene	ND	5.0	ug/Kg
Methylene Chloride	ND	5.0	ug/Kg
MTBE	ND	5.0	ug/Kg
trans-1,2-Dichloroethene	ND	5.0	ug/Kg
1,1-Dichloroethane	ND	5.0	ug/Kg
2-Butanone	ND	100	ug/Kg
cis-1,2-Dichloroethene	ND	5.0	ug/Kg
2,2-Dichloropropane	ND	5.0	ug/Kg
Chloroform	ND	5.0	ug/Kg
Bromochloromethane	ND	5.0	ug/Kg
1,1,1-Trichloroethane	ND	5.0	ug/Kg
1,1-Dichloropropene	ND	5.0	ug/Kg
Carbon Tetrachloride	ND	5.0	ug/Kg
1,2-Dichloroethane	ND	5.0	ug/Kg
Benzene	ND	5.0	ug/Kg
Trichloroethene	ND	5.0	ug/Kg
1,2-Dichloropropane	ND	5.0	ug/Kg
Bromodichloromethane	ND	5.0	ug/Kg
Dibromomethane	ND	5.0	ug/Kg
4-Methyl-2-Pentanone	ND	5.0	ug/Kg
cis-1,3-Dichloropropene	ND	5.0	ug/Kg
Toluene	ND	5.0	ug/Kg
trans-1,3-Dichloropropene	ND	5.0	ug/Kg
1,1,2-Trichloroethane	ND	5.0	ug/Kg
1,3-Dichloropropane	ND	5.0	ug/Kg
Tetrachloroethene	ND	5.0	ug/Kg
Dibromochloromethane	ND	5.0	ug/Kg
1,2-Dibromoethane	ND	5.0	ug/Kg
Chlorobenzene	ND	5.0	ug/Kg
1,1,1,2-Tetrachloroethane	ND	5.0	ug/Kg
Ethylbenzene	ND	5.0	ug/Kg
m,p-Xylenes	ND	10	ug/Kg

Enthalpy Analytical - Orange Analytical Report

Lab #: 460784 **Project#:** 1071-047

Client: Farallon Consulting **Location:** 1055 Commercial Ct.

Analyte	Result	RL	Units
o-Xylene	ND	5.0	ug/Kg
Styrene	ND	5.0	ug/Kg
Bromoform	ND	5.0	ug/Kg
Isopropylbenzene	ND	5.0	ug/Kg
1,1,2,2-Tetrachloroethane	ND	5.0	ug/Kg
1,2,3-Trichloropropane	ND	5.0	ug/Kg
Propylbenzene	ND	5.0	ug/Kg
Bromobenzene	ND	5.0	ug/Kg
1,3,5-Trimethylbenzene	ND	5.0	ug/Kg
2-Chlorotoluene	ND	5.0	ug/Kg
4-Chlorotoluene	ND	5.0	ug/Kg
tert-Butylbenzene	ND	5.0	ug/Kg
1,2,4-Trimethylbenzene	**9.7**	5.0	ug/Kg
sec-Butylbenzene	ND	5.0	ug/Kg
para-Isopropyl Toluene	ND	5.0	ug/Kg
1,3-Dichlorobenzene	ND	5.0	ug/Kg
1,4-Dichlorobenzene	ND	5.0	ug/Kg
n-Butylbenzene	ND	5.0	ug/Kg
1,2-Dichlorobenzene	ND	5.0	ug/Kg
1,2-Dibromo-3-Chloropropane	ND	5.0	ug/Kg
1,2,4-Trichlorobenzene	ND	5.0	ug/Kg
Hexachlorobutadiene	ND	5.0	ug/Kg
Naphthalene	**14**	5.0	ug/Kg
1,2,3-Trichlorobenzene	ND	5.0	ug/Kg

Surrogate	%REC	Limits
Dibromofluoromethane	100	70-145
1,2-Dichloroethane-d4	111	70-145
Toluene-d8	98	70-145
Bromofluorobenzene	96	70-145

Legend

ND: Not Detected

RL: Reporting Limit

Enthalpy Analytical - Orange Analytical Report

Lab #: 460784 **Project#:** 1071-047

Client: Farallon Consulting **Location:** 1055 Commercial Ct.

Field ID: MW-6-14.0 **Basis:** as received **Prep:** EPA 5030B

Lab ID: 460784-010 **Sampled:** 03/30/22 **Analysis:** EPA 8260B

Matrix: Soil **Received:** 04/01/22 **Analyst:** RAO

Analyte	Result	RL	Units	Diln Fac	Batch#	Analyzed
TPH Gasoline	**110**	100	mg/Kg	100.0	286927	04/06/22
Freon 12	ND	5.0	ug/Kg	1.000	286774	04/04/22
Chloromethane	ND	5.0	ug/Kg	1.000	286774	04/04/22
Vinyl Chloride	ND	5.0	ug/Kg	1.000	286774	04/04/22
Bromomethane	ND	5.0	ug/Kg	1.000	286774	04/04/22
Chloroethane	ND	5.0	ug/Kg	1.000	286774	04/04/22
Trichlorofluoromethane	ND	5.0	ug/Kg	1.000	286774	04/04/22
Acetone	ND	100	ug/Kg	1.000	286774	04/04/22
Freon 113	ND	5.0	ug/Kg	1.000	286774	04/04/22
1,1-Dichloroethene	ND	5.0	ug/Kg	1.000	286774	04/04/22
Methylene Chloride	ND	5.0	ug/Kg	1.000	286774	04/04/22
MTBE	ND	5.0	ug/Kg	1.000	286774	04/04/22
trans-1,2-Dichloroethene	ND	5.0	ug/Kg	1.000	286774	04/04/22
1,1-Dichloroethane	ND	5.0	ug/Kg	1.000	286774	04/04/22
2-Butanone	ND	100	ug/Kg	1.000	286774	04/04/22
cis-1,2-Dichloroethene	ND	5.0	ug/Kg	1.000	286774	04/04/22
2,2-Dichloropropane	ND	5.0	ug/Kg	1.000	286774	04/04/22
Chloroform	ND	5.0	ug/Kg	1.000	286774	04/04/22
Bromochloromethane	ND	5.0	ug/Kg	1.000	286774	04/04/22
1,1,1-Trichloroethane	ND	5.0	ug/Kg	1.000	286774	04/04/22
1,1-Dichloropropene	ND	5.0	ug/Kg	1.000	286774	04/04/22
Carbon Tetrachloride	ND	5.0	ug/Kg	1.000	286774	04/04/22
1,2-Dichloroethane	ND	5.0	ug/Kg	1.000	286774	04/04/22
Benzene	ND	5.0	ug/Kg	1.000	286774	04/04/22
Trichloroethene	ND	5.0	ug/Kg	1.000	286774	04/04/22
1,2-Dichloropropane	ND	5.0	ug/Kg	1.000	286774	04/04/22
Bromodichloromethane	ND	5.0	ug/Kg	1.000	286774	04/04/22
Dibromomethane	ND	5.0	ug/Kg	1.000	286774	04/04/22
4-Methyl-2-Pentanone	ND	5.0	ug/Kg	1.000	286774	04/04/22
cis-1,3-Dichloropropene	ND	5.0	ug/Kg	1.000	286774	04/04/22
Toluene	ND	5.0	ug/Kg	1.000	286774	04/04/22
trans-1,3-Dichloropropene	ND	5.0	ug/Kg	1.000	286774	04/04/22
1,1,2-Trichloroethane	ND	5.0	ug/Kg	1.000	286774	04/04/22
1,3-Dichloropropane	ND	5.0	ug/Kg	1.000	286774	04/04/22
Tetrachloroethene	ND	5.0	ug/Kg	1.000	286774	04/04/22
Dibromochloromethane	ND	5.0	ug/Kg	1.000	286774	04/04/22
1,2-Dibromoethane	ND	5.0	ug/Kg	1.000	286774	04/04/22
Chlorobenzene	ND	5.0	ug/Kg	1.000	286774	04/04/22
1,1,1,2-Tetrachloroethane	ND	5.0	ug/Kg	1.000	286774	04/04/22
Ethylbenzene	**6.1**	5.0	ug/Kg	1.000	286774	04/04/22
m,p-Xylenes	**11**	10	ug/Kg	1.000	286774	04/04/22
o-Xylene	**10**	5.0	ug/Kg	1.000	286774	04/04/22

Enthalpy Analytical - Orange Analytical Report

Lab #: 460784 **Project#:** 1071-047

Client: Farallon Consulting **Location:** 1055 Commercial Ct.

Analyte	Result	RL	Units	Diln Fac	Batch#	Analyzed
Styrene	ND	5.0	ug/Kg	1.000	286774	04/04/22
Bromoform	ND	5.0	ug/Kg	1.000	286774	04/04/22
Isopropylbenzene	**6.8**	5.0	ug/Kg	1.000	286774	04/04/22
1,1,2,2-Tetrachloroethane	ND	5.0	ug/Kg	1.000	286774	04/04/22
1,2,3-Trichloropropane	ND	5.0	ug/Kg	1.000	286774	04/04/22
Propylbenzene	**9.6**	5.0	ug/Kg	1.000	286774	04/04/22
Bromobenzene	ND	5.0	ug/Kg	1.000	286774	04/04/22
1,3,5-Trimethylbenzene	**15**	5.0	ug/Kg	1.000	286774	04/04/22
2-Chlorotoluene	ND	5.0	ug/Kg	1.000	286774	04/04/22
4-Chlorotoluene	ND	5.0	ug/Kg	1.000	286774	04/04/22
tert-Butylbenzene	ND	5.0	ug/Kg	1.000	286774	04/04/22
1,2,4-Trimethylbenzene	**43**	5.0	ug/Kg	1.000	286774	04/04/22
sec-Butylbenzene	**12**	5.0	ug/Kg	1.000	286774	04/04/22
para-Isopropyl Toluene	**14**	5.0	ug/Kg	1.000	286774	04/04/22
1,3-Dichlorobenzene	ND	5.0	ug/Kg	1.000	286774	04/04/22
1,4-Dichlorobenzene	**7.4**	5.0	ug/Kg	1.000	286774	04/04/22
n-Butylbenzene	**11**	5.0	ug/Kg	1.000	286774	04/04/22
1,2-Dichlorobenzene	ND	5.0	ug/Kg	1.000	286774	04/04/22
1,2-Dibromo-3-Chloropropane	ND	5.0	ug/Kg	1.000	286774	04/04/22
1,2,4-Trichlorobenzene	ND	5.0	ug/Kg	1.000	286774	04/04/22
Hexachlorobutadiene	ND	5.0	ug/Kg	1.000	286774	04/04/22
Naphthalene	**34**	5.0	ug/Kg	1.000	286774	04/04/22
1,2,3-Trichlorobenzene	ND	5.0	ug/Kg	1.000	286774	04/04/22

Surrogate	%REC	Limits	Diln Fac	Batch#	Analyzed
Dibromofluoromethane	100	70-145	1.000	286774	04/04/22
1,2-Dichloroethane-d4	108	70-145	1.000	286774	04/04/22
Toluene-d8	99	70-145	1.000	286774	04/04/22
Bromofluorobenzene	103	70-145	1.000	286774	04/04/22

Legend

ND: Not Detected

RL: Reporting Limit

Enthalpy Analytical - Orange Analytical Report

Lab #: 460784 **Project#:** 1071-047

Client: Farallon Consulting **Location:** 1055 Commercial Ct.

Field ID: MW-6-16.0 **Matrix:** Soil **Sampled:** 03/30/22 **Prep:** EPA 5030B

Lab ID: 460784-011 **Basis:** as received **Received:** 04/01/22 **Analysis:** EPA 8260B

Analyte	Result	RL	Units	Diln Fac	Batch#	Analyzed	Analyst
TPH Gasoline	**12**	5.0	mg/Kg	5.000	287111	04/08/22	RAO
Freon 12	ND	25	ug/Kg	5.000	287111	04/08/22	RAO
Chloromethane	ND	25	ug/Kg	5.000	287111	04/08/22	RAO
Vinyl Chloride	ND	25	ug/Kg	5.000	287111	04/08/22	RAO
Bromomethane	ND	25	ug/Kg	5.000	287111	04/08/22	RAO
Chloroethane	ND	25	ug/Kg	5.000	287111	04/08/22	RAO
Trichlorofluoromethane	ND	25	ug/Kg	5.000	287111	04/08/22	RAO
Acetone	ND	500	ug/Kg	5.000	287111	04/08/22	RAO
Freon 113	ND	25	ug/Kg	5.000	287111	04/08/22	RAO
1,1-Dichloroethene	ND	25	ug/Kg	5.000	287111	04/08/22	RAO
Methylene Chloride	ND	50	ug/Kg	10.00	286846	04/05/22	LXR
MTBE	ND	25	ug/Kg	5.000	287111	04/08/22	RAO
trans-1,2-Dichloroethene	ND	25	ug/Kg	5.000	287111	04/08/22	RAO
1,1-Dichloroethane	ND	25	ug/Kg	5.000	287111	04/08/22	RAO
2-Butanone	ND	500	ug/Kg	5.000	287111	04/08/22	RAO
cis-1,2-Dichloroethene	ND	25	ug/Kg	5.000	287111	04/08/22	RAO
2,2-Dichloropropane	ND	25	ug/Kg	5.000	287111	04/08/22	RAO
Chloroform	ND	25	ug/Kg	5.000	287111	04/08/22	RAO
Bromochloromethane	ND	25	ug/Kg	5.000	287111	04/08/22	RAO
1,1,1-Trichloroethane	ND	25	ug/Kg	5.000	287111	04/08/22	RAO
1,1-Dichloropropene	ND	25	ug/Kg	5.000	287111	04/08/22	RAO
Carbon Tetrachloride	ND	25	ug/Kg	5.000	287111	04/08/22	RAO
1,2-Dichloroethane	ND	25	ug/Kg	5.000	287111	04/08/22	RAO
Benzene	ND	25	ug/Kg	5.000	287111	04/08/22	RAO
Trichloroethene	ND	25	ug/Kg	5.000	287111	04/08/22	RAO
1,2-Dichloropropane	ND	25	ug/Kg	5.000	287111	04/08/22	RAO
Bromodichloromethane	ND	25	ug/Kg	5.000	287111	04/08/22	RAO
Dibromomethane	ND	25	ug/Kg	5.000	287111	04/08/22	RAO
4-Methyl-2-Pentanone	ND	25	ug/Kg	5.000	287111	04/08/22	RAO
cis-1,3-Dichloropropene	ND	25	ug/Kg	5.000	287111	04/08/22	RAO
Toluene	ND	25	ug/Kg	5.000	287111	04/08/22	RAO
trans-1,3-Dichloropropene	ND	25	ug/Kg	5.000	287111	04/08/22	RAO
1,1,2-Trichloroethane	ND	25	ug/Kg	5.000	287111	04/08/22	RAO
1,3-Dichloropropane	ND	25	ug/Kg	5.000	287111	04/08/22	RAO
Tetrachloroethene	ND	25	ug/Kg	5.000	287111	04/08/22	RAO
Dibromochloromethane	ND	25	ug/Kg	5.000	287111	04/08/22	RAO
1,2-Dibromoethane	ND	25	ug/Kg	5.000	287111	04/08/22	RAO
Chlorobenzene	ND	25	ug/Kg	5.000	287111	04/08/22	RAO
1,1,1,2-Tetrachloroethane	ND	25	ug/Kg	5.000	287111	04/08/22	RAO
Ethylbenzene	ND	25	ug/Kg	5.000	287111	04/08/22	RAO
m,p-Xylenes	ND	50	ug/Kg	5.000	287111	04/08/22	RAO
o-Xylene	ND	25	ug/Kg	5.000	287111	04/08/22	RAO
Styrene	ND	25	ug/Kg	5.000	287111	04/08/22	RAO

ENTHALPY ANALYTICAL

Enthalpy Analytical - Orange Analytical Report

Lab #: 460784 **Project#:** 1071-047

Client: Farallon Consulting **Location:** 1055 Commercial Ct.

Analyte	Result	RL	Units	Diln Fac	Batch#	Analyzed	Analyst
Bromoform	ND	25	ug/Kg	5.000	287111	04/08/22	RAO
Isopropylbenzene	ND	25	ug/Kg	5.000	287111	04/08/22	RAO
1,1,2,2-Tetrachloroethane	ND	25	ug/Kg	5.000	287111	04/08/22	RAO
1,2,3-Trichloropropane	ND	25	ug/Kg	5.000	287111	04/08/22	RAO
Propylbenzene	ND	25	ug/Kg	5.000	287111	04/08/22	RAO
Bromobenzene	ND	25	ug/Kg	5.000	287111	04/08/22	RAO
1,3,5-Trimethylbenzene	**33**	25	ug/Kg	5.000	287111	04/08/22	RAO
2-Chlorotoluene	ND	25	ug/Kg	5.000	287111	04/08/22	RAO
4-Chlorotoluene	ND	25	ug/Kg	5.000	287111	04/08/22	RAO
tert-Butylbenzene	ND	25	ug/Kg	5.000	287111	04/08/22	RAO
1,2,4-Trimethylbenzene	**93**	25	ug/Kg	5.000	287111	04/08/22	RAO
sec-Butylbenzene	**26**	25	ug/Kg	5.000	287111	04/08/22	RAO
para-Isopropyl Toluene	**40**	25	ug/Kg	5.000	287111	04/08/22	RAO
1,3-Dichlorobenzene	ND	25	ug/Kg	5.000	287111	04/08/22	RAO
1,4-Dichlorobenzene	ND	25	ug/Kg	5.000	287111	04/08/22	RAO
n-Butylbenzene	ND	25	ug/Kg	5.000	287111	04/08/22	RAO
1,2-Dichlorobenzene	ND	25	ug/Kg	5.000	287111	04/08/22	RAO
1,2-Dibromo-3-Chloropropane	ND	25	ug/Kg	5.000	287111	04/08/22	RAO
1,2,4-Trichlorobenzene	ND	25	ug/Kg	5.000	287111	04/08/22	RAO
Hexachlorobutadiene	ND	25	ug/Kg	5.000	287111	04/08/22	RAO
Naphthalene	**160**	25	ug/Kg	5.000	287111	04/08/22	RAO
1,2,3-Trichlorobenzene	ND	25	ug/Kg	5.000	287111	04/08/22	RAO

Surrogate	%REC	Limits	Diln Fac	Batch#	Analyzed	Analyst
Dibromofluoromethane	98	70-145	5.000	287111	04/08/22	RAO
1,2-Dichloroethane-d4	103	70-145	5.000	287111	04/08/22	RAO
Toluene-d8	98	70-145	5.000	287111	04/08/22	RAO
Bromofluorobenzene	102	70-145	5.000	287111	04/08/22	RAO

Legend

ND: Not Detected

RL: Reporting Limit

Enthalpy Analytical - Orange Analytical Report: Batch QC

Lab #: 460784 **Project#:** 1071-047

Client: Farallon Consulting **Location:** 1055 Commercial Ct.

Type: BLANK **Dil'n Fac:** 1.000 **Prep:** EPA 5030B

Lab ID: QC981249 **Batch#:** 286774 **Analysis:** EPA 8260B

Matrix: Soil **Analyzed:** 04/04/22 **Analyst:** RAO

Analyte	Result	RL	Units
TPH Gasoline	ND	1.0	mg/Kg
Freon 12	ND	5.0	ug/Kg
Chloromethane	ND	5.0	ug/Kg
Vinyl Chloride	ND	5.0	ug/Kg
Bromomethane	ND	5.0	ug/Kg
Chloroethane	ND	5.0	ug/Kg
Trichlorofluoromethane	ND	5.0	ug/Kg
Acetone	ND	100	ug/Kg
Freon 113	ND	5.0	ug/Kg
1,1-Dichloroethene	ND	5.0	ug/Kg
Methylene Chloride	ND	5.0	ug/Kg
MTBE	ND	5.0	ug/Kg
trans-1,2-Dichloroethene	ND	5.0	ug/Kg
1,1-Dichloroethane	ND	5.0	ug/Kg
2-Butanone	ND	100	ug/Kg
cis-1,2-Dichloroethene	ND	5.0	ug/Kg
2,2-Dichloropropane	ND	5.0	ug/Kg
Chloroform	ND	5.0	ug/Kg
Bromochloromethane	ND	5.0	ug/Kg
1,1,1-Trichloroethane	ND	5.0	ug/Kg
1,1-Dichloropropene	ND	5.0	ug/Kg
Carbon Tetrachloride	ND	5.0	ug/Kg
1,2-Dichloroethane	ND	5.0	ug/Kg
Benzene	ND	5.0	ug/Kg
Trichloroethene	ND	5.0	ug/Kg
1,2-Dichloropropane	ND	5.0	ug/Kg
Bromodichloromethane	ND	5.0	ug/Kg
Dibromomethane	ND	5.0	ug/Kg
4-Methyl-2-Pentanone	ND	5.0	ug/Kg
cis-1,3-Dichloropropene	ND	5.0	ug/Kg
Toluene	ND	5.0	ug/Kg
trans-1,3-Dichloropropene	ND	5.0	ug/Kg
1,1,2-Trichloroethane	ND	5.0	ug/Kg
1,3-Dichloropropane	ND	5.0	ug/Kg
Tetrachloroethene	ND	5.0	ug/Kg
Dibromochloromethane	ND	5.0	ug/Kg
1,2-Dibromoethane	ND	5.0	ug/Kg
Chlorobenzene	ND	5.0	ug/Kg
1,1,1,2-Tetrachloroethane	ND	5.0	ug/Kg
Ethylbenzene	ND	5.0	ug/Kg
m,p-Xylenes	ND	10	ug/Kg
o-Xylene	ND	5.0	ug/Kg

ENTHALPY ANALYTICAL

Enthalpy Analytical - Orange Analytical Report: Batch QC

Lab #: 460784 **Project#:** 1071-047

Client: Farallon Consulting **Location:** 1055 Commercial Ct.

Analyte	Result	RL	Units
Styrene	ND	5.0	ug/Kg
Bromoform	ND	5.0	ug/Kg
Isopropylbenzene	ND	5.0	ug/Kg
1,1,2,2-Tetrachloroethane	ND	5.0	ug/Kg
1,2,3-Trichloropropane	ND	5.0	ug/Kg
Propylbenzene	ND	5.0	ug/Kg
Bromobenzene	ND	5.0	ug/Kg
1,3,5-Trimethylbenzene	ND	5.0	ug/Kg
2-Chlorotoluene	ND	5.0	ug/Kg
4-Chlorotoluene	ND	5.0	ug/Kg
tert-Butylbenzene	ND	5.0	ug/Kg
1,2,4-Trimethylbenzene	ND	5.0	ug/Kg
sec-Butylbenzene	ND	5.0	ug/Kg
para-Isopropyl Toluene	ND	5.0	ug/Kg
1,3-Dichlorobenzene	ND	5.0	ug/Kg
1,4-Dichlorobenzene	ND	5.0	ug/Kg
n-Butylbenzene	ND	5.0	ug/Kg
1,2-Dichlorobenzene	ND	5.0	ug/Kg
1,2-Dibromo-3-Chloropropane	ND	5.0	ug/Kg
1,2,4-Trichlorobenzene	ND	5.0	ug/Kg
Hexachlorobutadiene	ND	5.0	ug/Kg
Naphthalene	ND	5.0	ug/Kg
1,2,3-Trichlorobenzene	ND	5.0	ug/Kg

Surrogate	%REC	Limits
Dibromofluoromethane	101	70-130
1,2-Dichloroethane-d4	107	70-145
Toluene-d8	98	70-145
Bromofluorobenzene	92	70-145

Legend

ND: Not Detected

RL: Reporting Limit

Enthalpy Analytical - Orange Analytical Report: Batch QC

Lab #: 460784 **Project#:** 1071-047

Client: Farallon Consulting **Location:** 1055 Commercial Ct.

Type: BS **Dil'n Fac:** 1.000 **Prep:** EPA 5030B

Lab ID: QC981250 **Batch#:** 286774 **Analysis:** EPA 8260B

Matrix: Soil **Analyzed:** 04/04/22 **Analyst:** RAO

Analyte	Spiked	Result	%REC	Limits	Units
1,1-Dichloroethene	50.00	50.38	101	70-131	ug/Kg
MTBE	50.00	46.59	93	69-130	ug/Kg
Benzene	50.00	49.09	98	70-130	ug/Kg
Trichloroethene	50.00	50.05	100	70-130	ug/Kg
Toluene	50.00	47.35	95	70-130	ug/Kg
Chlorobenzene	50.00	48.80	98	70-130	ug/Kg

Surrogate	%REC	Limits
Dibromofluoromethane	105	70-130
1,2-Dichloroethane-d4	105	70-145
Toluene-d8	98	70-145
Bromofluorobenzene	99	70-145

Type: BSD **Dil'n Fac:** 1.000 **Prep:** EPA 5030B

Lab ID: QC981251 **Batch#:** 286774 **Analysis:** EPA 8260B

Matrix: Soil **Analyzed:** 04/04/22 **Analyst:** RAO

Analyte	Spiked	Result	%REC	Limits	Units	RPD	Lim
1,1-Dichloroethene	50.00	44.87	90	70-131	ug/Kg	12	33
MTBE	50.00	43.43	87	69-130	ug/Kg	7	30
Benzene	50.00	43.36	87	70-130	ug/Kg	12	30
Trichloroethene	50.00	45.76	92	70-130	ug/Kg	9	30
Toluene	50.00	42.10	84	70-130	ug/Kg	12	30
Chlorobenzene	50.00	43.70	87	70-130	ug/Kg	11	30

Surrogate	%REC	Limits
Dibromofluoromethane	105	70-130
1,2-Dichloroethane-d4	108	70-145
Toluene-d8	97	70-145
Bromofluorobenzene	95	70-145

Legend

RPD: Relative Percent Difference

Enthalpy Analytical - Orange Analytical Report: Batch QC

Lab #: 460784 **Project#:** 1071-047

Client: Farallon Consulting **Location:** 1055 Commercial Ct.

Type: BS **Dil'n Fac:** 1.000 **Prep:** EPA 5030B

Lab ID: QC981253 **Batch#:** 286774 **Analysis:** EPA 8260B

Matrix: Soil **Analyzed:** 04/04/22 **Analyst:** RAO

Analyte	Spiked	Result	%REC	Limits	Units
TPH Gasoline	0.5000	0.5120	102	70-130	mg/Kg
1,1-Dichloroethene		NA			
MTBE		NA			
Benzene		NA			
Trichloroethene		NA			
Toluene		NA			
Chlorobenzene		NA			

Surrogate	%REC	Limits
Dibromofluoromethane	103	70-130
1,2-Dichloroethane-d4	108	70-145
Toluene-d8	96	70-145
Bromofluorobenzene	94	70-145

Type: BSD **Dil'n Fac:** 1.000 **Prep:** EPA 5030B

Lab ID: QC981254 **Batch#:** 286774 **Analysis:** EPA 8260B

Matrix: Soil **Analyzed:** 04/04/22 **Analyst:** LXR

Analyte	Spiked	Result	%REC	Limits	Units	RPD	Lim
TPH Gasoline	0.5000	0.4834	97	70-130	mg/Kg	6	20
1,1-Dichloroethene		NA					
MTBE		NA					
Benzene		NA					
Trichloroethene		NA					
Toluene		NA					
Chlorobenzene		NA					

Surrogate	%REC	Limits
Dibromofluoromethane	102	70-130
1,2-Dichloroethane-d4	107	70-145
Toluene-d8	99	70-145
Bromofluorobenzene	94	70-145

Legend

NA: Not Analyzed

RPD: Relative Percent Difference

Enthalpy Analytical - Orange Analytical Report: Batch QC

Lab #: 460784 **Project#:** 1071-047

Client: Farallon Consulting **Location:** 1055 Commercial Ct.

Type: BLANK **Dil'n Fac:** 1.000 **Prep:** EPA 5030B

Lab ID: QC981464 **Batch#:** 286846 **Analysis:** EPA 8260B

Matrix: Soil **Analyzed:** 04/05/22 **Analyst:** LXR

Analyte	Result	RL	Units
TPH Gasoline	ND	1.0	mg/Kg
Freon 12	ND	5.0	ug/Kg
Chloromethane	ND	5.0	ug/Kg
Vinyl Chloride	ND	5.0	ug/Kg
Bromomethane	ND	5.0	ug/Kg
Chloroethane	ND	5.0	ug/Kg
Trichlorofluoromethane	ND	5.0	ug/Kg
Acetone	ND	100	ug/Kg
Freon 113	ND	5.0	ug/Kg
1,1-Dichloroethene	ND	5.0	ug/Kg
Methylene Chloride	ND	5.0	ug/Kg
MTBE	ND	5.0	ug/Kg
trans-1,2-Dichloroethene	ND	5.0	ug/Kg
1,1-Dichloroethane	ND	5.0	ug/Kg
2-Butanone	ND	100	ug/Kg
cis-1,2-Dichloroethene	ND	5.0	ug/Kg
2,2-Dichloropropane	ND	5.0	ug/Kg
Chloroform	ND	5.0	ug/Kg
Bromochloromethane	ND	5.0	ug/Kg
1,1,1-Trichloroethane	ND	5.0	ug/Kg
1,1-Dichloropropene	ND	5.0	ug/Kg
Carbon Tetrachloride	ND	5.0	ug/Kg
1,2-Dichloroethane	ND	5.0	ug/Kg
Benzene	ND	5.0	ug/Kg
Trichloroethene	ND	5.0	ug/Kg
1,2-Dichloropropane	ND	5.0	ug/Kg
Bromodichloromethane	ND	5.0	ug/Kg
Dibromomethane	ND	5.0	ug/Kg
4-Methyl-2-Pentanone	ND	5.0	ug/Kg
cis-1,3-Dichloropropene	ND	5.0	ug/Kg
Toluene	ND	5.0	ug/Kg
trans-1,3-Dichloropropene	ND	5.0	ug/Kg
1,1,2-Trichloroethane	ND	5.0	ug/Kg
1,3-Dichloropropane	ND	5.0	ug/Kg
Tetrachloroethene	ND	5.0	ug/Kg
Dibromochloromethane	ND	5.0	ug/Kg
1,2-Dibromoethane	ND	5.0	ug/Kg
Chlorobenzene	ND	5.0	ug/Kg
1,1,1,2-Tetrachloroethane	ND	5.0	ug/Kg
Ethylbenzene	ND	5.0	ug/Kg
m,p-Xylenes	ND	10	ug/Kg
o-Xylene	ND	5.0	ug/Kg

ENTHALPY ANALYTICAL

Enthalpy Analytical - Orange Analytical Report: Batch QC

Lab #: 460784 **Project#:** 1071-047

Client: Farallon Consulting **Location:** 1055 Commercial Ct.

Analyte	Result	RL	Units
Styrene	ND	5.0	ug/Kg
Bromoform	ND	5.0	ug/Kg
Isopropylbenzene	ND	5.0	ug/Kg
1,1,2,2-Tetrachloroethane	ND	5.0	ug/Kg
1,2,3-Trichloropropane	ND	5.0	ug/Kg
Propylbenzene	ND	5.0	ug/Kg
Bromobenzene	ND	5.0	ug/Kg
1,3,5-Trimethylbenzene	ND	5.0	ug/Kg
2-Chlorotoluene	ND	5.0	ug/Kg
4-Chlorotoluene	ND	5.0	ug/Kg
tert-Butylbenzene	ND	5.0	ug/Kg
1,2,4-Trimethylbenzene	ND	5.0	ug/Kg
sec-Butylbenzene	ND	5.0	ug/Kg
para-Isopropyl Toluene	ND	5.0	ug/Kg
1,3-Dichlorobenzene	ND	5.0	ug/Kg
1,4-Dichlorobenzene	ND	5.0	ug/Kg
n-Butylbenzene	ND	5.0	ug/Kg
1,2-Dichlorobenzene	ND	5.0	ug/Kg
1,2-Dibromo-3-Chloropropane	ND	5.0	ug/Kg
1,2,4-Trichlorobenzene	ND	5.0	ug/Kg
Hexachlorobutadiene	ND	5.0	ug/Kg
Naphthalene	ND	5.0	ug/Kg
1,2,3-Trichlorobenzene	ND	5.0	ug/Kg

Surrogate	%REC	Limits
Dibromofluoromethane	98	70-130
1,2-Dichloroethane-d4	105	70-145
Toluene-d8	100	70-145
Bromofluorobenzene	96	70-145

Legend

ND: Not Detected

RL: Reporting Limit

Enthalpy Analytical - Orange Analytical Report: Batch QC

Lab #: 460784 **Project#:** 1071-047

Client: Farallon Consulting **Location:** 1055 Commercial Ct.

Type: BS **Dil'n Fac:** 1.000 **Prep:** EPA 5030B

Lab ID: QC981465 **Batch#:** 286846 **Analysis:** EPA 8260B

Matrix: Soil **Analyzed:** 04/05/22 **Analyst:** LXR

Analyte	Spiked	Result	%REC	Limits	Units
1,1-Dichloroethene	50.00	47.92	96	70-131	ug/Kg
MTBE	50.00	46.79	94	69-130	ug/Kg
Benzene	50.00	46.91	94	70-130	ug/Kg
Trichloroethene	50.00	46.90	94	70-130	ug/Kg
Toluene	50.00	45.47	91	70-130	ug/Kg
Chlorobenzene	50.00	46.28	93	70-130	ug/Kg

Surrogate	%REC	Limits
Dibromofluoromethane	104	70-130
1,2-Dichloroethane-d4	104	70-145
Toluene-d8	100	70-145
Bromofluorobenzene	99	70-145

Type: BSD **Dil'n Fac:** 1.000 **Prep:** EPA 5030B

Lab ID: QC981466 **Batch#:** 286846 **Analysis:** EPA 8260B

Matrix: Soil **Analyzed:** 04/05/22 **Analyst:** LXR

Analyte	Spiked	Result	%REC	Limits	Units	RPD	Lim
1,1-Dichloroethene	50.00	44.27	89	70-131	ug/Kg	8	33
MTBE	50.00	45.47	91	69-130	ug/Kg	3	30
Benzene	50.00	44.11	88	70-130	ug/Kg	6	30
Trichloroethene	50.00	43.71	87	70-130	ug/Kg	7	30
Toluene	50.00	43.11	86	70-130	ug/Kg	5	30
Chlorobenzene	50.00	44.85	90	70-130	ug/Kg	3	30

Surrogate	%REC	Limits
Dibromofluoromethane	105	70-130
1,2-Dichloroethane-d4	106	70-145
Toluene-d8	100	70-145
Bromofluorobenzene	97	70-145

Legend

RPD: Relative Percent Difference

Enthalpy Analytical - Orange Analytical Report: Batch QC

Lab #: 460784 **Project#:** 1071-047

Client: Farallon Consulting **Location:** 1055 Commercial Ct.

Type: BS **Dil'n Fac:** 1.000 **Prep:** EPA 5030B

Lab ID: QC981468 **Batch#:** 286846 **Analysis:** EPA 8260B

Matrix: Soil **Analyzed:** 04/05/22 **Analyst:** LXR

Analyte	Spiked	Result	%REC	Limits	Units
TPH Gasoline	0.5000	0.4890	98	70-130	mg/Kg
1,1-Dichloroethene		NA			
MTBE		NA			
Benzene		NA			
Trichloroethene		NA			
Toluene		NA			
Chlorobenzene		NA			

Surrogate	%REC	Limits
Dibromofluoromethane	102	70-130
1,2-Dichloroethane-d4	106	70-145
Toluene-d8	100	70-145
Bromofluorobenzene	94	70-145

Type: BSD **Dil'n Fac:** 1.000 **Prep:** EPA 5030B

Lab ID: QC981469 **Batch#:** 286846 **Analysis:** EPA 8260B

Matrix: Soil **Analyzed:** 04/05/22 **Analyst:** LXR

Analyte	Spiked	Result	%REC	Limits	Units	RPD	Lim
TPH Gasoline	0.5000	0.4815	96	70-130	mg/Kg	2	20
1,1-Dichloroethene		NA					
MTBE		NA					
Benzene		NA					
Trichloroethene		NA					
Toluene		NA					
Chlorobenzene		NA					

Surrogate	%REC	Limits
Dibromofluoromethane	101	70-130
1,2-Dichloroethane-d4	105	70-145
Toluene-d8	100	70-145
Bromofluorobenzene	96	70-145

Legend

NA: Not Analyzed

RPD: Relative Percent Difference

Enthalpy Analytical - Orange Analytical Report: Batch QC

Lab #: 460784 **Project#:** 1071-047

Client: Farallon Consulting **Location:** 1055 Commercial Ct.

Type: BLANK **Dil'n Fac:** 1.000 **Prep:** EPA 5030B

Lab ID: QC981730 **Batch#:** 286927 **Analysis:** EPA 8260B

Matrix: Soil **Analyzed:** 04/06/22 **Analyst:** RAO

Analyte	Result	RL	Units
TPH Gasoline	ND	1.0	mg/Kg
Freon 12	ND	5.0	ug/Kg
Chloromethane	ND	5.0	ug/Kg
Vinyl Chloride	ND	5.0	ug/Kg
Bromomethane	ND	5.0	ug/Kg
Chloroethane	ND	5.0	ug/Kg
Trichlorofluoromethane	ND	5.0	ug/Kg
Acetone	ND	100	ug/Kg
Freon 113	ND	5.0	ug/Kg
1,1-Dichloroethene	ND	5.0	ug/Kg
Methylene Chloride	ND	5.0	ug/Kg
MTBE	ND	5.0	ug/Kg
trans-1,2-Dichloroethene	ND	5.0	ug/Kg
1,1-Dichloroethane	ND	5.0	ug/Kg
2-Butanone	ND	100	ug/Kg
cis-1,2-Dichloroethene	ND	5.0	ug/Kg
2,2-Dichloropropane	ND	5.0	ug/Kg
Chloroform	ND	5.0	ug/Kg
Bromochloromethane	ND	5.0	ug/Kg
1,1,1-Trichloroethane	ND	5.0	ug/Kg
1,1-Dichloropropene	ND	5.0	ug/Kg
Carbon Tetrachloride	ND	5.0	ug/Kg
1,2-Dichloroethane	ND	5.0	ug/Kg
Benzene	ND	5.0	ug/Kg
Trichloroethene	ND	5.0	ug/Kg
1,2-Dichloropropane	ND	5.0	ug/Kg
Bromodichloromethane	ND	5.0	ug/Kg
Dibromomethane	ND	5.0	ug/Kg
4-Methyl-2-Pentanone	ND	5.0	ug/Kg
cis-1,3-Dichloropropene	ND	5.0	ug/Kg
Toluene	ND	5.0	ug/Kg
trans-1,3-Dichloropropene	ND	5.0	ug/Kg
1,1,2-Trichloroethane	ND	5.0	ug/Kg
1,3-Dichloropropane	ND	5.0	ug/Kg
Tetrachloroethene	ND	5.0	ug/Kg
Dibromochloromethane	ND	5.0	ug/Kg
1,2-Dibromoethane	ND	5.0	ug/Kg
Chlorobenzene	ND	5.0	ug/Kg
1,1,1,2-Tetrachloroethane	ND	5.0	ug/Kg
Ethylbenzene	ND	5.0	ug/Kg
m,p-Xylenes	ND	10	ug/Kg
o-Xylene	ND	5.0	ug/Kg

ENTHALPY ANALYTICAL

Enthalpy Analytical - Orange Analytical Report: Batch QC

Lab #: 460784 **Project#:** 1071-047

Client: Farallon Consulting **Location:** 1055 Commercial Ct.

Analyte	Result	RL	Units
Styrene	ND	5.0	ug/Kg
Bromoform	ND	5.0	ug/Kg
Isopropylbenzene	ND	5.0	ug/Kg
1,1,2,2-Tetrachloroethane	ND	5.0	ug/Kg
1,2,3-Trichloropropane	ND	5.0	ug/Kg
Propylbenzene	ND	5.0	ug/Kg
Bromobenzene	ND	5.0	ug/Kg
1,3,5-Trimethylbenzene	ND	5.0	ug/Kg
2-Chlorotoluene	ND	5.0	ug/Kg
4-Chlorotoluene	ND	5.0	ug/Kg
tert-Butylbenzene	ND	5.0	ug/Kg
1,2,4-Trimethylbenzene	ND	5.0	ug/Kg
sec-Butylbenzene	ND	5.0	ug/Kg
para-Isopropyl Toluene	ND	5.0	ug/Kg
1,3-Dichlorobenzene	ND	5.0	ug/Kg
1,4-Dichlorobenzene	ND	5.0	ug/Kg
n-Butylbenzene	ND	5.0	ug/Kg
1,2-Dichlorobenzene	ND	5.0	ug/Kg
1,2-Dibromo-3-Chloropropane	ND	5.0	ug/Kg
1,2,4-Trichlorobenzene	ND	5.0	ug/Kg
Hexachlorobutadiene	ND	5.0	ug/Kg
Naphthalene	ND	5.0	ug/Kg
1,2,3-Trichlorobenzene	ND	5.0	ug/Kg

Surrogate	%REC	Limits
Dibromofluoromethane	102	70-130
1,2-Dichloroethane-d4	108	70-145
Toluene-d8	99	70-145
Bromofluorobenzene	93	70-145

Legend

ND: Not Detected

RL: Reporting Limit

Enthalpy Analytical - Orange Analytical Report: Batch QC

Lab #: 460784 **Project#:** 1071-047

Client: Farallon Consulting **Location:** 1055 Commercial Ct.

Type: BS **Dil'n Fac:** 1.000 **Prep:** EPA 5030B

Lab ID: QC981731 **Batch#:** 286927 **Analysis:** EPA 8260B

Matrix: Soil **Analyzed:** 04/06/22 **Analyst:** RAO

Analyte	Spiked	Result	%REC	Limits	Units
1,1-Dichloroethene	50.00	49.64	99	70-131	ug/Kg
MTBE	50.00	49.76	100	69-130	ug/Kg
Benzene	50.00	49.09	98	70-130	ug/Kg
Trichloroethene	50.00	49.99	100	70-130	ug/Kg
Toluene	50.00	48.31	97	70-130	ug/Kg
Chlorobenzene	50.00	50.41	101	70-130	ug/Kg

Surrogate	%REC	Limits
Dibromofluoromethane	105	70-130
1,2-Dichloroethane-d4	107	70-145
Toluene-d8	99	70-145
Bromofluorobenzene	99	70-145

Type: BSD **Dil'n Fac:** 1.000 **Prep:** EPA 5030B

Lab ID: QC981732 **Batch#:** 286927 **Analysis:** EPA 8260B

Matrix: Soil **Analyzed:** 04/06/22 **Analyst:** RAO

Analyte	Spiked	Result	%REC	Limits	Units	RPD	Lim
1,1-Dichloroethene	50.00	47.78	96	70-131	ug/Kg	4	33
MTBE	50.00	49.25	98	69-130	ug/Kg	1	30
Benzene	50.00	48.26	97	70-130	ug/Kg	2	30
Trichloroethene	50.00	51.08	102	70-130	ug/Kg	2	30
Toluene	50.00	47.59	95	70-130	ug/Kg	2	30
Chlorobenzene	50.00	48.71	97	70-130	ug/Kg	3	30

Surrogate	%REC	Limits
Dibromofluoromethane	103	70-130
1,2-Dichloroethane-d4	105	70-145
Toluene-d8	99	70-145
Bromofluorobenzene	98	70-145

Legend

RPD: Relative Percent Difference

Enthalpy Analytical - Orange Analytical Report: Batch QC

Lab #: 460784 **Project#:** 1071-047

Client: Farallon Consulting **Location:** 1055 Commercial Ct.

Type: BLANK **Dil'n Fac:** 50.00 **Prep:** EPA 5030B

Lab ID: QC981733 **Batch#:** 286927 **Analysis:** EPA 8260B

Matrix: Soil **Analyzed:** 04/06/22 **Analyst:** RAO

Analyte	Result	RL	Units
TPH Gasoline	ND	50	mg/Kg
Freon 12	ND	250	ug/Kg
Chloromethane	ND	250	ug/Kg
Vinyl Chloride	ND	250	ug/Kg
Bromomethane	ND	250	ug/Kg
Chloroethane	ND	250	ug/Kg
Trichlorofluoromethane	ND	250	ug/Kg
Acetone	ND	5,000	ug/Kg
Freon 113	ND	250	ug/Kg
1,1-Dichloroethene	ND	250	ug/Kg
Methylene Chloride	ND	250	ug/Kg
MTBE	ND	250	ug/Kg
trans-1,2-Dichloroethene	ND	250	ug/Kg
1,1-Dichloroethane	ND	250	ug/Kg
2-Butanone	ND	5,000	ug/Kg
cis-1,2-Dichloroethene	ND	250	ug/Kg
2,2-Dichloropropane	ND	250	ug/Kg
Chloroform	ND	250	ug/Kg
Bromochloromethane	ND	250	ug/Kg
1,1,1-Trichloroethane	ND	250	ug/Kg
1,1-Dichloropropene	ND	250	ug/Kg
Carbon Tetrachloride	ND	250	ug/Kg
1,2-Dichloroethane	ND	250	ug/Kg
Benzene	ND	250	ug/Kg
Trichloroethene	ND	250	ug/Kg
1,2-Dichloropropane	ND	250	ug/Kg
Bromodichloromethane	ND	250	ug/Kg
Dibromomethane	ND	250	ug/Kg
4-Methyl-2-Pentanone	ND	250	ug/Kg
cis-1,3-Dichloropropene	ND	250	ug/Kg
Toluene	ND	250	ug/Kg
trans-1,3-Dichloropropene	ND	250	ug/Kg
1,1,2-Trichloroethane	ND	250	ug/Kg
1,3-Dichloropropane	ND	250	ug/Kg
Tetrachloroethene	ND	250	ug/Kg
Dibromochloromethane	ND	250	ug/Kg
1,2-Dibromoethane	ND	250	ug/Kg
Chlorobenzene	ND	250	ug/Kg
1,1,1,2-Tetrachloroethane	ND	250	ug/Kg
Ethylbenzene	ND	250	ug/Kg
m,p-Xylenes	ND	500	ug/Kg
o-Xylene	ND	250	ug/Kg

Enthalpy Analytical - Orange Analytical Report: Batch QC

Lab #: 460784 **Project#:** 1071-047

Client: Farallon Consulting **Location:** 1055 Commercial Ct.

Analyte	Result	RL	Units
Styrene	ND	250	ug/Kg
Bromoform	ND	250	ug/Kg
Isopropylbenzene	ND	250	ug/Kg
1,1,2,2-Tetrachloroethane	ND	250	ug/Kg
1,2,3-Trichloropropane	ND	250	ug/Kg
Propylbenzene	ND	250	ug/Kg
Bromobenzene	ND	250	ug/Kg
1,3,5-Trimethylbenzene	ND	250	ug/Kg
2-Chlorotoluene	ND	250	ug/Kg
4-Chlorotoluene	ND	250	ug/Kg
tert-Butylbenzene	ND	250	ug/Kg
1,2,4-Trimethylbenzene	ND	250	ug/Kg
sec-Butylbenzene	ND	250	ug/Kg
para-Isopropyl Toluene	ND	250	ug/Kg
1,3-Dichlorobenzene	ND	250	ug/Kg
1,4-Dichlorobenzene	ND	250	ug/Kg
n-Butylbenzene	ND	250	ug/Kg
1,2-Dichlorobenzene	ND	250	ug/Kg
1,2-Dibromo-3-Chloropropane	ND	250	ug/Kg
1,2,4-Trichlorobenzene	ND	250	ug/Kg
Hexachlorobutadiene	ND	250	ug/Kg
Naphthalene	ND	250	ug/Kg
1,2,3-Trichlorobenzene	ND	250	ug/Kg

Surrogate	%REC	Limits
Dibromofluoromethane	96	70-130
1,2-Dichloroethane-d4	103	70-145
Toluene-d8	98	70-145
Bromofluorobenzene	90	70-145

Legend

ND: Not Detected

RL: Reporting Limit

Enthalpy Analytical - Orange Analytical Report: Batch QC

Lab #: 460784 **Project#:** 1071-047

Client: Farallon Consulting **Location:** 1055 Commercial Ct.

Type: BS **Dil'n Fac:** 1.000 **Prep:** EPA 5030B

Lab ID: QC981734 **Batch#:** 286927 **Analysis:** EPA 8260B

Matrix: Soil **Analyzed:** 04/06/22 **Analyst:** RAO

Analyte	Spiked	Result	%REC	Limits	Units
TPH Gasoline	0.5000	0.4526	91	70-130	mg/Kg
1,1-Dichloroethene		NA			
MTBE		NA			
Benzene		NA			
Trichloroethene		NA			
Toluene		NA			
Chlorobenzene		NA			

Surrogate	%REC	Limits
Dibromofluoromethane	102	70-130
1,2-Dichloroethane-d4	107	70-145
Toluene-d8	99	70-145
Bromofluorobenzene	97	70-145

Type: BSD **Dil'n Fac:** 1.000 **Prep:** EPA 5030B

Lab ID: QC981735 **Batch#:** 286927 **Analysis:** EPA 8260B

Matrix: Soil **Analyzed:** 04/06/22 **Analyst:** RAO

Analyte	Spiked	Result	%REC	Limits	Units	RPD	Lim
TPH Gasoline	0.5000	0.4406	88	70-130	mg/Kg	3	20
1,1-Dichloroethene		NA					
MTBE		NA					
Benzene		NA					
Trichloroethene		NA					
Toluene		NA					
Chlorobenzene		NA					

Surrogate	%REC	Limits
Dibromofluoromethane	101	70-130
1,2-Dichloroethane-d4	105	70-145
Toluene-d8	100	70-145
Bromofluorobenzene	98	70-145

Legend

NA: Not Analyzed

RPD: Relative Percent Difference

Enthalpy Analytical - Orange Analytical Report: Batch QC

Lab #: 460784 **Project#:** 1071-047

Client: Farallon Consulting **Location:** 1055 Commercial Ct.

Type: BLANK **Dil'n Fac:** 1.000 **Prep:** EPA 5030B

Lab ID: QC982506 **Batch#:** 287111 **Analysis:** EPA 8260B

Matrix: Soil **Analyzed:** 04/08/22 **Analyst:** RAO

Analyte	Result	RL	Units
TPH Gasoline	ND	1.0	mg/Kg
Freon 12	ND	5.0	ug/Kg
Chloromethane	ND	5.0	ug/Kg
Vinyl Chloride	ND	5.0	ug/Kg
Bromomethane	ND	5.0	ug/Kg
Chloroethane	ND	5.0	ug/Kg
Trichlorofluoromethane	ND	5.0	ug/Kg
Acetone	ND	100	ug/Kg
Freon 113	ND	5.0	ug/Kg
1,1-Dichloroethene	ND	5.0	ug/Kg
Methylene Chloride	ND	5.0	ug/Kg
MTBE	ND	5.0	ug/Kg
trans-1,2-Dichloroethene	ND	5.0	ug/Kg
1,1-Dichloroethane	ND	5.0	ug/Kg
2-Butanone	ND	100	ug/Kg
cis-1,2-Dichloroethene	ND	5.0	ug/Kg
2,2-Dichloropropane	ND	5.0	ug/Kg
Chloroform	ND	5.0	ug/Kg
Bromochloromethane	ND	5.0	ug/Kg
1,1,1-Trichloroethane	ND	5.0	ug/Kg
1,1-Dichloropropene	ND	5.0	ug/Kg
Carbon Tetrachloride	ND	5.0	ug/Kg
1,2-Dichloroethane	ND	5.0	ug/Kg
Benzene	ND	5.0	ug/Kg
Trichloroethene	ND	5.0	ug/Kg
1,2-Dichloropropane	ND	5.0	ug/Kg
Bromodichloromethane	ND	5.0	ug/Kg
Dibromomethane	ND	5.0	ug/Kg
4-Methyl-2-Pentanone	ND	5.0	ug/Kg
cis-1,3-Dichloropropene	ND	5.0	ug/Kg
Toluene	ND	5.0	ug/Kg
trans-1,3-Dichloropropene	ND	5.0	ug/Kg
1,1,2-Trichloroethane	ND	5.0	ug/Kg
1,3-Dichloropropane	ND	5.0	ug/Kg
Tetrachloroethene	ND	5.0	ug/Kg
Dibromochloromethane	ND	5.0	ug/Kg
1,2-Dibromoethane	ND	5.0	ug/Kg
Chlorobenzene	ND	5.0	ug/Kg
1,1,1,2-Tetrachloroethane	ND	5.0	ug/Kg
Ethylbenzene	ND	5.0	ug/Kg
m,p-Xylenes	ND	10	ug/Kg
o-Xylene	ND	5.0	ug/Kg

Enthalpy Analytical - Orange Analytical Report: Batch QC

Lab #: 460784 **Project#:** 1071-047

Client: Farallon Consulting **Location:** 1055 Commercial Ct.

Analyte	Result	RL	Units
Styrene	ND	5.0	ug/Kg
Bromoform	ND	5.0	ug/Kg
Isopropylbenzene	ND	5.0	ug/Kg
1,1,2,2-Tetrachloroethane	ND	5.0	ug/Kg
1,2,3-Trichloropropane	ND	5.0	ug/Kg
Propylbenzene	ND	5.0	ug/Kg
Bromobenzene	ND	5.0	ug/Kg
1,3,5-Trimethylbenzene	ND	5.0	ug/Kg
2-Chlorotoluene	ND	5.0	ug/Kg
4-Chlorotoluene	ND	5.0	ug/Kg
tert-Butylbenzene	ND	5.0	ug/Kg
1,2,4-Trimethylbenzene	ND	5.0	ug/Kg
sec-Butylbenzene	ND	5.0	ug/Kg
para-Isopropyl Toluene	ND	5.0	ug/Kg
1,3-Dichlorobenzene	ND	5.0	ug/Kg
1,4-Dichlorobenzene	ND	5.0	ug/Kg
n-Butylbenzene	ND	5.0	ug/Kg
1,2-Dichlorobenzene	ND	5.0	ug/Kg
1,2-Dibromo-3-Chloropropane	ND	5.0	ug/Kg
1,2,4-Trichlorobenzene	ND	5.0	ug/Kg
Hexachlorobutadiene	ND	5.0	ug/Kg
Naphthalene	ND	5.0	ug/Kg
1,2,3-Trichlorobenzene	ND	5.0	ug/Kg

Surrogate	%REC	Limits
Dibromofluoromethane	98	70-130
1,2-Dichloroethane-d4	106	70-145
Toluene-d8	98	70-145
Bromofluorobenzene	95	70-145

Legend

ND: Not Detected

RL: Reporting Limit

Enthalpy Analytical - Orange Analytical Report: Batch QC

Lab #: 460784 **Project#:** 1071-047

Client: Farallon Consulting **Location:** 1055 Commercial Ct.

Type: BS **Dil'n Fac:** 1.000 **Prep:** EPA 5030B

Lab ID: QC982507 **Batch#:** 287111 **Analysis:** EPA 8260B

Matrix: Soil **Analyzed:** 04/08/22 **Analyst:** RAO

Analyte	Spiked	Result	%REC	Limits	Units
1,1-Dichloroethene	50.00	51.16	102	70-131	ug/Kg
MTBE	50.00	50.86	102	69-130	ug/Kg
Benzene	50.00	49.58	99	70-130	ug/Kg
Trichloroethene	50.00	52.57	105	70-130	ug/Kg
Toluene	50.00	50.14	100	70-130	ug/Kg
Chlorobenzene	50.00	51.67	103	70-130	ug/Kg

Surrogate	%REC	Limits
Dibromofluoromethane	103	70-130
1,2-Dichloroethane-d4	104	70-145
Toluene-d8	100	70-145
Bromofluorobenzene	100	70-145

Type: BSD **Dil'n Fac:** 1.000 **Prep:** EPA 5030B

Lab ID: QC982508 **Batch#:** 287111 **Analysis:** EPA 8260B

Matrix: Soil **Analyzed:** 04/08/22 **Analyst:** RAO

Analyte	Spiked	Result	%REC	Limits	Units	RPD	Lim
1,1-Dichloroethene	50.00	49.39	99	70-131	ug/Kg	4	33
MTBE	50.00	50.15	100	69-130	ug/Kg	1	30
Benzene	50.00	48.11	96	70-130	ug/Kg	3	30
Trichloroethene	50.00	51.91	104	70-130	ug/Kg	1	30
Toluene	50.00	47.66	95	70-130	ug/Kg	5	30
Chlorobenzene	50.00	49.37	99	70-130	ug/Kg	5	30

Surrogate	%REC	Limits
Dibromofluoromethane	103	70-130
1,2-Dichloroethane-d4	106	70-145
Toluene-d8	99	70-145
Bromofluorobenzene	97	70-145

Legend

RPD: Relative Percent Difference

Enthalpy Analytical - Orange Analytical Report: Batch QC

Lab #: 460784 **Project#:** 1071-047

Client: Farallon Consulting **Location:** 1055 Commercial Ct.

Type: BS **Dil'n Fac:** 1.000 **Prep:** EPA 5030B

Lab ID: QC982510 **Batch#:** 287111 **Analysis:** EPA 8260B

Matrix: Soil **Analyzed:** 04/08/22 **Analyst:** RAO

Analyte	Spiked	Result	%REC	Limits	Units
TPH Gasoline	0.5000	0.4252	85	70-130	mg/Kg
1,1-Dichloroethene		NA			
MTBE		NA			
Benzene		NA			
Trichloroethene		NA			
Toluene		NA			
Chlorobenzene		NA			

Surrogate	%REC	Limits
Dibromofluoromethane	101	70-130
1,2-Dichloroethane-d4	109	70-145
Toluene-d8	99	70-145
Bromofluorobenzene	96	70-145

Type: BSD **Dil'n Fac:** 1.000 **Prep:** EPA 5030B

Lab ID: QC982511 **Batch#:** 287111 **Analysis:** EPA 8260B

Matrix: Soil **Analyzed:** 04/08/22 **Analyst:** RAO

Analyte	Spiked	Result	%REC	Limits	Units	RPD	Lim
TPH Gasoline	0.5000	0.4596	92	70-130	mg/Kg	8	20
1,1-Dichloroethene		NA					
MTBE		NA					
Benzene		NA					
Trichloroethene		NA					
Toluene		NA					
Chlorobenzene		NA					

Surrogate	%REC	Limits
Dibromofluoromethane	100	70-130
1,2-Dichloroethane-d4	106	70-145
Toluene-d8	100	70-145
Bromofluorobenzene	96	70-145

Legend

NA: Not Analyzed

RPD: Relative Percent Difference

ENTHALPY ANALYTICAL

Polyaromatic Hydrocarbons by 8270 SIM

Lab #: 460784 **Project#:** 1071-047

Client: Farallon Consulting **Location:** 1055 Commercial Ct.

Field ID: SV-8-5.0 **Batch#:** 286852 **Prep:** EPA 3546

Lab ID: 460784-001 **Sampled:** 03/29/22 **Analysis:** EPA 8270C-SIM

Matrix: Soil **Received:** 04/01/22 **Analyst:** HQN

Basis: as received **Prepared:** 04/05/22

DiIn Fac: 1.000 **Analyzed:** 04/05/22

Analyte	Result	RL	Units
1-Methylnaphthalene	ND	10	ug/Kg
2-Methylnaphthalene	ND	10	ug/Kg
Naphthalene	ND	10	ug/Kg
Acenaphthylene	ND	10	ug/Kg
Acenaphthene	ND	10	ug/Kg
Fluorene	ND	10	ug/Kg
Phenanthrene	ND	10	ug/Kg
Anthracene	ND	10	ug/Kg
Fluoranthene	ND	10	ug/Kg
Pyrene	ND	10	ug/Kg
Benzo(a)anthracene	ND	10	ug/Kg
Chrysene	ND	10	ug/Kg
Benzo(b)fluoranthene	ND	10	ug/Kg
Benzo(k)fluoranthene	ND	10	ug/Kg
Benzo(a)pyrene	ND	10	ug/Kg
Indeno(1,2,3-cd)pyrene	ND	10	ug/Kg
Dibenz(a,h)anthracene	ND	10	ug/Kg
Benzo(g,h,i)perylene	ND	10	ug/Kg

Surrogate	%REC	Limits
Nitrobenzene-d5	62	27-125
2-Fluorobiphenyl	64	30-120
Terphenyl-d14	69	33-155

Legend

ND: Not Detected

RL: Reporting Limit

ENTHALPY ANALYTICAL

Polyaromatic Hydrocarbons by 8270 SIM

Lab #: 460784 **Project#:** 1071-047

Client: Farallon Consulting **Location:** 1055 Commercial Ct.

Field ID: SV-8-7.5 **Batch#:** 286852 **Prep:** EPA 3546

Lab ID: 460784-002 **Sampled:** 03/29/22 **Analysis:** EPA 8270C-SIM

Matrix: Soil **Received:** 04/01/22 **Analyst:** HQN

Basis: as received **Prepared:** 04/05/22

DilN Fac: 1.000 **Analyzed:** 04/06/22

Analyte	Result	RL	Units
1-Methylnaphthalene	ND	10	ug/Kg
2-Methylnaphthalene	ND	10	ug/Kg
Naphthalene	ND	10	ug/Kg
Acenaphthylene	ND	10	ug/Kg
Acenaphthene	ND	10	ug/Kg
Fluorene	ND	10	ug/Kg
Phenanthrene	ND	10	ug/Kg
Anthracene	ND	10	ug/Kg
Fluoranthene	ND	10	ug/Kg
Pyrene	ND	10	ug/Kg
Benzo(a)anthracene	ND	10	ug/Kg
Chrysene	ND	10	ug/Kg
Benzo(b)fluoranthene	ND	10	ug/Kg
Benzo(k)fluoranthene	ND	10	ug/Kg
Benzo(a)pyrene	ND	10	ug/Kg
Indeno(1,2,3-cd)pyrene	ND	10	ug/Kg
Dibenz(a,h)anthracene	ND	10	ug/Kg
Benzo(g,h,i)perylene	ND	10	ug/Kg

Surrogate	%REC	Limits
Nitrobenzene-d5	62	27-125
2-Fluorobiphenyl	63	30-120
Terphenyl-d14	66	33-155

Legend

ND: Not Detected

RL: Reporting Limit

ENTHALPY ANALYTICAL

Polyaromatic Hydrocarbons by 8270 SIM

Lab #: 460784 **Project#:** 1071-047

Client: Farallon Consulting **Location:** 1055 Commercial Ct.

Field ID: SV-9-5.0 **Batch#:** 286852 **Prep:** EPA 3546

Lab ID: 460784-003 **Sampled:** 03/30/22 **Analysis:** EPA 8270C-SIM

Matrix: Soil **Received:** 04/01/22 **Analyst:** HQN

Basis: as received **Prepared:** 04/05/22

Diln Fac: 1.000 **Analyzed:** 04/06/22

Analyte	Result	RL	Units
1-Methylnaphthalene	ND	10	ug/Kg
2-Methylnaphthalene	ND	10	ug/Kg
Naphthalene	**11**	10	ug/Kg
Acenaphthylene	ND	10	ug/Kg
Acenaphthene	ND	10	ug/Kg
Fluorene	ND	10	ug/Kg
Phenanthrene	**49**	10	ug/Kg
Anthracene	ND	10	ug/Kg
Fluoranthene	**25**	10	ug/Kg
Pyrene	**24**	10	ug/Kg
Benzo(a)anthracene	ND	10	ug/Kg
Chrysene	**20**	10	ug/Kg
Benzo(b)fluoranthene	ND	10	ug/Kg
Benzo(k)fluoranthene	ND	10	ug/Kg
Benzo(a)pyrene	ND	10	ug/Kg
Indeno(1,2,3-cd)pyrene	ND	10	ug/Kg
Dibenz(a,h)anthracene	ND	10	ug/Kg
Benzo(g,h,i)perylene	ND	10	ug/Kg

Surrogate	%REC	Limits
Nitrobenzene-d5	43	27-125
2-Fluorobiphenyl	41	30-120
Terphenyl-d14	66	33-155

Legend

ND: Not Detected

RL: Reporting Limit

ENTHALPY ANALYTICAL

Polyaromatic Hydrocarbons by 8270 SIM

Lab #: 460784 **Project#:** 1071-047

Client: Farallon Consulting **Location:** 1055 Commercial Ct.

Field ID: SV-9-8.0 **Batch#:** 286852 **Prep:** EPA 3546

Lab ID: 460784-004 **Sampled:** 03/30/22 **Analysis:** EPA 8270C-SIM

Matrix: Soil **Received:** 04/01/22 **Analyst:** HQN

Basis: as received **Prepared:** 04/05/22

Diln Fac: 1.000 **Analyzed:** 04/06/22

Analyte	Result	RL	Units
1-Methylnaphthalene	**17**	10	ug/Kg
2-Methylnaphthalene	ND	10	ug/Kg
Naphthalene	ND	10	ug/Kg
Acenaphthylene	ND	10	ug/Kg
Acenaphthene	ND	10	ug/Kg
Fluorene	ND	10	ug/Kg
Phenanthrene	**31**	10	ug/Kg
Anthracene	ND	10	ug/Kg
Fluoranthene	**22**	10	ug/Kg
Pyrene	**25**	10	ug/Kg
Benzo(a)anthracene	ND	10	ug/Kg
Chrysene	**12**	10	ug/Kg
Benzo(b)fluoranthene	ND	10	ug/Kg
Benzo(k)fluoranthene	ND	10	ug/Kg
Benzo(a)pyrene	**12**	10	ug/Kg
Indeno(1,2,3-cd)pyrene	ND	10	ug/Kg
Dibenz(a,h)anthracene	ND	10	ug/Kg
Benzo(g,h,i)perylene	**17**	10	ug/Kg

Surrogate	%REC	Limits
Nitrobenzene-d5	71	27-125
2-Fluorobiphenyl	69	30-120
Terphenyl-d14	77	33-155

Legend

ND: Not Detected

RL: Reporting Limit

ENTHALPY ANALYTICAL

Polyaromatic Hydrocarbons by 8270 SIM

Lab #: 460784 **Project#:** 1071-047

Client: Farallon Consulting **Location:** 1055 Commercial Ct.

Field ID: SV-10-5.0 **Batch#:** 286852 **Prep:** EPA 3546

Lab ID: 460784-005 **Sampled:** 03/29/22 **Analysis:** EPA 8270C-SIM

Matrix: Soil **Received:** 04/01/22 **Analyst:** HQN

Basis: as received **Prepared:** 04/05/22

Analyte	Result	RL	Units	Diln Fac	Analyzed
1-Methylnaphthalene	**10,000**	2,000	ug/Kg	200.0	04/06/22
2-Methylnaphthalene	**15,000**	2,000	ug/Kg	200.0	04/06/22
Naphthalene	**21,000**	2,000	ug/Kg	200.0	04/06/22
Acenaphthylene	ND	2,000	ug/Kg	200.0	04/06/22
Acenaphthene	**130,000**	20,000	ug/Kg	2,000	04/08/22
Fluorene	**78,000**	2,000	ug/Kg	200.0	04/06/22
Phenanthrene	**510,000**	20,000	ug/Kg	2,000	04/08/22
Anthracene	**140,000**	20,000	ug/Kg	2,000	04/08/22
Fluoranthene	**430,000**	20,000	ug/Kg	2,000	04/08/22
Pyrene	**390,000**	20,000	ug/Kg	2,000	04/08/22
Benzo(a)anthracene	**220,000**	20,000	ug/Kg	2,000	04/08/22
Chrysene	**230,000**	20,000	ug/Kg	2,000	04/08/22
Benzo(b)fluoranthene	**110,000**	20,000	ug/Kg	2,000	04/08/22
Benzo(k)fluoranthene	**130,000**	20,000	ug/Kg	2,000	04/08/22
Benzo(a)pyrene	**160,000**	20,000	ug/Kg	2,000	04/08/22
Indeno(1,2,3-cd)pyrene	**84,000**	2,000	ug/Kg	200.0	04/06/22
Dibenz(a,h)anthracene	**22,000**	2,000	ug/Kg	200.0	04/06/22
Benzo(g,h,i)perylene	**64,000**	2,000	ug/Kg	200.0	04/06/22

Surrogate	%REC	Limits	Diln Fac	Analyzed
Nitrobenzene-d5	83	27-125	200.0	04/06/22
2-Fluorobiphenyl	103	30-120	200.0	04/06/22
Terphenyl-d14	462 *	33-155	200.0	04/06/22

Legend

*: Value is outside QC limits

ND: Not Detected

RL: Reporting Limit

ENTHALPY ANALYTICAL

Polyaromatic Hydrocarbons by 8270 SIM

Lab #: 460784 **Project#:** 1071-047

Client: Farallon Consulting **Location:** 1055 Commercial Ct.

Field ID: SV-10-10.0 **Batch#:** 286852 **Prep:** EPA 3546

Lab ID: 460784-006 **Sampled:** 03/29/22 **Analysis:** EPA 8270C-SIM

Matrix: Soil **Received:** 04/01/22 **Analyst:** HQN

Basis: as received **Prepared:** 04/05/22

DilN Fac: 100.0 **Analyzed:** 04/06/22

Analyte	Result	RL	Units
1-Methylnaphthalene	ND	2,000	ug/Kg
2-Methylnaphthalene	ND	2,000	ug/Kg
Naphthalene	ND	2,000	ug/Kg
Acenaphthylene	ND	2,000	ug/Kg
Acenaphthene	ND	2,000	ug/Kg
Fluorene	ND	2,000	ug/Kg
Phenanthrene	**6,600**	2,000	ug/Kg
Anthracene	**2,300**	2,000	ug/Kg
Fluoranthene	**5,300**	2,000	ug/Kg
Pyrene	**5,700**	2,000	ug/Kg
Benzo(a)anthracene	ND	2,000	ug/Kg
Chrysene	**2,300**	2,000	ug/Kg
Benzo(b)fluoranthene	ND	2,000	ug/Kg
Benzo(k)fluoranthene	ND	2,000	ug/Kg
Benzo(a)pyrene	**2,300**	2,000	ug/Kg
Indeno(1,2,3-cd)pyrene	ND	2,000	ug/Kg
Dibenz(a,h)anthracene	ND	2,000	ug/Kg
Benzo(g,h,i)perylene	ND	2,000	ug/Kg

Surrogate	%REC	Limits
Nitrobenzene-d5	87	27-125
2-Fluorobiphenyl	59	30-120
Terphenyl-d14	60	33-155

Legend

ND: Not Detected

RL: Reporting Limit

ENTHALPY ANALYTICAL

Polyaromatic Hydrocarbons by 8270 SIM

Lab #: 460784 **Project#:** 1071-047

Client: Farallon Consulting **Location:** 1055 Commercial Ct.

Field ID: MW-1-10.0 **Batch#:** 286852 **Prep:** EPA 3546

Lab ID: 460784-007 **Sampled:** 03/29/22 **Analysis:** EPA 8270C-SIM

Matrix: Soil **Received:** 04/01/22 **Analyst:** HQN

Basis: as received **Prepared:** 04/05/22

Diln Fac: 10.00 **Analyzed:** 04/06/22

Analyte	Result	RL	Units
1-Methylnaphthalene	ND	200	ug/Kg
2-Methylnaphthalene	ND	200	ug/Kg
Naphthalene	ND	200	ug/Kg
Acenaphthylene	ND	200	ug/Kg
Acenaphthene	ND	200	ug/Kg
Fluorene	ND	200	ug/Kg
Phenanthrene	**320**	200	ug/Kg
Anthracene	ND	200	ug/Kg
Fluoranthene	ND	200	ug/Kg
Pyrene	ND	200	ug/Kg
Benzo(a)anthracene	ND	200	ug/Kg
Chrysene	ND	200	ug/Kg
Benzo(b)fluoranthene	ND	200	ug/Kg
Benzo(k)fluoranthene	ND	200	ug/Kg
Benzo(a)pyrene	ND	200	ug/Kg
Indeno(1,2,3-cd)pyrene	ND	200	ug/Kg
Dibenz(a,h)anthracene	ND	200	ug/Kg
Benzo(g,h,i)perylene	ND	200	ug/Kg

Surrogate	%REC	Limits
Nitrobenzene-d5	38	27-125
2-Fluorobiphenyl	53	30-120
Terphenyl-d14	67	33-155

Legend

ND: Not Detected

RL: Reporting Limit

ENTHALPY ANALYTICAL

Polyaromatic Hydrocarbons by 8270 SIM

Lab #: 460784 **Project#:** 1071-047

Client: Farallon Consulting **Location:** 1055 Commercial Ct.

Field ID: MW-1-14.0 **Batch#:** 286852 **Prep:** EPA 3546

Lab ID: 460784-008 **Sampled:** 03/29/22 **Analysis:** EPA 8270C-SIM

Matrix: Soil **Received:** 04/01/22 **Analyst:** HQN

Basis: as received **Prepared:** 04/05/22

Diln Fac: 4.000 **Analyzed:** 04/06/22

Analyte	Result	RL	Units
1-Methylnaphthalene	**630**	80	ug/Kg
2-Methylnaphthalene	**1,000**	80	ug/Kg
Naphthalene	**1,900**	80	ug/Kg
Acenaphthylene	ND	80	ug/Kg
Acenaphthene	ND	80	ug/Kg
Fluorene	ND	80	ug/Kg
Phenanthrene	**83**	80	ug/Kg
Anthracene	ND	80	ug/Kg
Fluoranthene	ND	80	ug/Kg
Pyrene	ND	80	ug/Kg
Benzo(a)anthracene	ND	80	ug/Kg
Chrysene	ND	80	ug/Kg
Benzo(b)fluoranthene	ND	80	ug/Kg
Benzo(k)fluoranthene	ND	80	ug/Kg
Benzo(a)pyrene	ND	80	ug/Kg
Indeno(1,2,3-cd)pyrene	ND	80	ug/Kg
Dibenz(a,h)anthracene	ND	80	ug/Kg
Benzo(g,h,i)perylene	ND	80	ug/Kg

Surrogate	%REC	Limits
Nitrobenzene-d5	64	27-125
2-Fluorobiphenyl	79	30-120
Terphenyl-d14	94	33-155

Legend

ND: Not Detected

RL: Reporting Limit

ENTHALPY ANALYTICAL

Polyaromatic Hydrocarbons by 8270 SIM

Lab #: 460784 **Project#:** 1071-047

Client: Farallon Consulting **Location:** 1055 Commercial Ct.

Field ID: MW-4-7.0 **Batch#:** 286852 **Prep:** EPA 3546

Lab ID: 460784-009 **Sampled:** 03/30/22 **Analysis:** EPA 8270C-SIM

Matrix: Soil **Received:** 04/01/22 **Analyst:** HQN

Basis: as received **Prepared:** 04/05/22

DiIn Fac: 25.00 **Analyzed:** 04/06/22

Analyte	Result	RL	Units
1-Methylnaphthalene	ND	250	ug/Kg
2-Methylnaphthalene	ND	250	ug/Kg
Naphthalene	ND	250	ug/Kg
Acenaphthylene	ND	250	ug/Kg
Acenaphthene	ND	250	ug/Kg
Fluorene	ND	250	ug/Kg
Phenanthrene	ND	250	ug/Kg
Anthracene	ND	250	ug/Kg
Fluoranthene	ND	250	ug/Kg
Pyrene	ND	250	ug/Kg
Benzo(a)anthracene	ND	250	ug/Kg
Chrysene	ND	250	ug/Kg
Benzo(b)fluoranthene	ND	250	ug/Kg
Benzo(k)fluoranthene	ND	250	ug/Kg
Benzo(a)pyrene	ND	250	ug/Kg
Indeno(1,2,3-cd)pyrene	ND	250	ug/Kg
Dibenz(a,h)anthracene	ND	250	ug/Kg
Benzo(g,h,i)perylene	ND	250	ug/Kg

Surrogate	%REC	Limits
Nitrobenzene-d5	26 *	27-125
2-Fluorobiphenyl	56	30-120
Terphenyl-d14	73	33-155

Legend

***:** Value is outside QC limits

ND: Not Detected

RL: Reporting Limit

ENTHALPY ANALYTICAL

Polyaromatic Hydrocarbons by 8270 SIM

Lab #: 460784 **Project#:** 1071-047

Client: Farallon Consulting **Location:** 1055 Commercial Ct.

Field ID: MW-6-14.0 **Batch#:** 286852 **Prep:** EPA 3546

Lab ID: 460784-010 **Sampled:** 03/30/22 **Analysis:** EPA 8270C-SIM

Matrix: Soil **Received:** 04/01/22 **Analyst:** HQN

Basis: as received **Prepared:** 04/05/22

DiIn Fac: 200.0 **Analyzed:** 04/06/22

Analyte	Result	RL	Units
1-Methylnaphthalene	ND	4,000	ug/Kg
2-Methylnaphthalene	ND	4,000	ug/Kg
Naphthalene	ND	4,000	ug/Kg
Acenaphthylene	ND	4,000	ug/Kg
Acenaphthene	ND	4,000	ug/Kg
Fluorene	ND	4,000	ug/Kg
Phenanthrene	ND	4,000	ug/Kg
Anthracene	ND	4,000	ug/Kg
Fluoranthene	ND	4,000	ug/Kg
Pyrene	ND	4,000	ug/Kg
Benzo(a)anthracene	ND	4,000	ug/Kg
Chrysene	ND	4,000	ug/Kg
Benzo(b)fluoranthene	ND	4,000	ug/Kg
Benzo(k)fluoranthene	ND	4,000	ug/Kg
Benzo(a)pyrene	ND	4,000	ug/Kg
Indeno(1,2,3-cd)pyrene	ND	4,000	ug/Kg
Dibenz(a,h)anthracene	ND	4,000	ug/Kg
Benzo(g,h,i)perylene	ND	4,000	ug/Kg

Surrogate	%REC	Limits
Nitrobenzene-d5	74	27-125
2-Fluorobiphenyl	55	30-120
Terphenyl-d14	101	33-155

Legend

ND: Not Detected

RL: Reporting Limit

ENTHALPY ANALYTICAL

Polyaromatic Hydrocarbons by 8270 SIM

Lab #: 460784 **Project#:** 1071-047

Client: Farallon Consulting **Location:** 1055 Commercial Ct.

Field ID: MW-6-16.0 **Batch#:** 286852 **Prep:** EPA 3546

Lab ID: 460784-011 **Sampled:** 03/30/22 **Analysis:** EPA 8270C-SIM

Matrix: Soil **Received:** 04/01/22 **Analyst:** HQN

Basis: as received **Prepared:** 04/05/22

DilN Fac: 200.0 **Analyzed:** 04/06/22

Analyte	Result	RL	Units
1-Methylnaphthalene	ND	4,000	ug/Kg
2-Methylnaphthalene	ND	4,000	ug/Kg
Naphthalene	**4,100**	4,000	ug/Kg
Acenaphthylene	ND	4,000	ug/Kg
Acenaphthene	ND	4,000	ug/Kg
Fluorene	ND	4,000	ug/Kg
Phenanthrene	ND	4,000	ug/Kg
Anthracene	ND	4,000	ug/Kg
Fluoranthene	ND	4,000	ug/Kg
Pyrene	ND	4,000	ug/Kg
Benzo(a)anthracene	ND	4,000	ug/Kg
Chrysene	ND	4,000	ug/Kg
Benzo(b)fluoranthene	ND	4,000	ug/Kg
Benzo(k)fluoranthene	ND	4,000	ug/Kg
Benzo(a)pyrene	ND	4,000	ug/Kg
Indeno(1,2,3-cd)pyrene	ND	4,000	ug/Kg
Dibenz(a,h)anthracene	ND	4,000	ug/Kg
Benzo(g,h,i)perylene	ND	4,000	ug/Kg

Surrogate	%REC	Limits
Nitrobenzene-d5	146 *	27-125
2-Fluorobiphenyl	87	30-120
Terphenyl-d14	40	33-155

Legend

***:** Value is outside QC limits

ND: Not Detected

RL: Reporting Limit

ENTHALPY ANALYTICAL

Polyaromatic Hydrocarbons by 8270 SIM: Batch QC

Lab #: 460784 **Project#:** 1071-047

Client: Farallon Consulting **Location:** 1055 Commercial Ct.

Type: BLANK **Batch#:** 286852 **Analysis:** EPA 8270C-SIM

Lab ID: QC981477 **Prepared:** 04/05/22 **Analyst:** HQN

Matrix: Soil **Analyzed:** 04/05/22

DilN Fac: 1.000 **Prep:** EPA 3546

Analyte	Result	RL	Units
1-Methylnaphthalene	ND	10	ug/Kg
2-Methylnaphthalene	ND	10	ug/Kg
Naphthalene	ND	10	ug/Kg
Acenaphthylene	ND	10	ug/Kg
Acenaphthene	ND	10	ug/Kg
Fluorene	ND	10	ug/Kg
Phenanthrene	ND	10	ug/Kg
Anthracene	ND	10	ug/Kg
Fluoranthene	ND	10	ug/Kg
Pyrene	ND	10	ug/Kg
Benzo(a)anthracene	ND	10	ug/Kg
Chrysene	ND	10	ug/Kg
Benzo(b)fluoranthene	ND	10	ug/Kg
Benzo(k)fluoranthene	ND	10	ug/Kg
Benzo(a)pyrene	ND	10	ug/Kg
Indeno(1,2,3-cd)pyrene	ND	10	ug/Kg
Dibenz(a,h)anthracene	ND	10	ug/Kg
Benzo(g,h,i)perylene	ND	10	ug/Kg

Surrogate	%REC	Limits
Nitrobenzene-d5	78	27-125
2-Fluorobiphenyl	80	30-120
Terphenyl-d14	87	33-155

Legend

ND: Not Detected

RL: Reporting Limit

ENTHALPY ANALYTICAL

Polyaromatic Hydrocarbons by 8270 SIM: Batch QC

Lab #: 460784 **Project#:** 1071-047

Client: Farallon Consulting **Location:** 1055 Commercial Ct.

Type: LCS **Batch#:** 286852 **Analysis:** EPA 8270C-SIM

Lab ID: QC981478 **Prepared:** 04/05/22 **Analyst:** HQN

Matrix: Soil **Analyzed:** 04/05/22

DilN Fac: 1.000 **Prep:** EPA 3546

Analyte	Spiked	Result	%REC	Limits	Units
1-Methylnaphthalene	200.0	69.76	35	28-130	ug/Kg
2-Methylnaphthalene	200.0	66.24	33	33-130	ug/Kg
Naphthalene	200.0	136.0	68	25-130	ug/Kg
Acenaphthylene	200.0	138.0	69	28-130	ug/Kg
Acenaphthene	200.0	136.6	68	32-130	ug/Kg
Fluorene	200.0	133.4	67	35-130	ug/Kg
Phenanthrene	200.0	179.0	89	35-132	ug/Kg
Anthracene	200.0	174.3	87	34-136	ug/Kg
Fluoranthene	200.0	182.2	91	34-139	ug/Kg
Pyrene	200.0	161.5	81	35-134	ug/Kg
Benzo(a)anthracene	200.0	163.8	82	30-132	ug/Kg
Chrysene	200.0	150.6	75	29-130	ug/Kg
Benzo(b)fluoranthene	200.0	160.4	80	32-137	ug/Kg
Benzo(k)fluoranthene	200.0	158.0	79	32-130	ug/Kg
Benzo(a)pyrene	200.0	146.8	73	10-138	ug/Kg
Indeno(1,2,3-cd)pyrene	200.0	162.9	81	34-132	ug/Kg
Dibenz(a,h)anthracene	200.0	177.0	88	32-130	ug/Kg
Benzo(g,h,i)perylene	200.0	161.9	81	27-130	ug/Kg

Surrogate	%REC	Limits
Nitrobenzene-d5	76	27-125
2-Fluorobiphenyl	67	30-120
Terphenyl-d14	89	33-155

ENTHALPY ANALYTICAL

Polyaromatic Hydrocarbons by 8270 SIM: Batch QC

Lab #: 460784 **Project#:** 1071-047

Client: Farallon Consulting **Location:** 1055 Commercial Ct.

Field ID:	SV-8-5.0	**Basis:**	as received	**Prepared:**	04/05/22
Type:	MS	**Diln Fac:**	1.000	**Analyzed:**	04/05/22
MSS Lab ID:	460784-001	**Batch#:**	286852	**Prep:**	EPA 3546
Lab ID:	QC981479	**Sampled:**	03/29/22	**Analysis:**	EPA 8270C-SIM
Matrix:	Soil	**Received:**	04/01/22	**Analyst:**	HQN

Analyte	MSS Result	Spiked	Result	%REC	Limits	Units
1-Methylnaphthalene	<3.530	200.0	119.2	60	25-130	ug/Kg
2-Methylnaphthalene	<3.689	200.0	122.5	61	32-133	ug/Kg
Naphthalene	<3.211	200.0	121.2	61	33-130	ug/Kg
Acenaphthylene	<3.281	200.0	120.3	60	14-157	ug/Kg
Acenaphthene	<3.417	200.0	119.9	60	28-134	ug/Kg
Fluorene	<3.765	200.0	120.4	60	27-140	ug/Kg
Phenanthrene	<3.650	200.0	124.8	62	29-147	ug/Kg
Anthracene	<3.457	200.0	132.3	66	24-156	ug/Kg
Fluoranthene	<4.093	200.0	133.9	67	28-160	ug/Kg
Pyrene	<4.138	200.0	121.7	61	26-153	ug/Kg
Benzo(a)anthracene	<4.634	200.0	147.8	74	26-174	ug/Kg
Chrysene	<4.101	200.0	134.4	67	40-139	ug/Kg
Benzo(b)fluoranthene	<5.416	200.0	137.5	69	36-164	ug/Kg
Benzo(k)fluoranthene	<5.729	200.0	137.6	69	36-161	ug/Kg
Benzo(a)pyrene	<5.127	200.0	132.8	66	18-173	ug/Kg
Indeno(1,2,3-cd)pyrene	<4.999	200.0	142.9	71	26-154	ug/Kg
Dibenz(a,h)anthracene	<5.675	200.0	151.3	76	38-132	ug/Kg
Benzo(g,h,i)perylene	<4.738	200.0	141.0	71	36-130	ug/Kg

Surrogate	%REC	Limits
Nitrobenzene-d5	66	27-125
2-Fluorobiphenyl	58	30-120
Terphenyl-d14	66	33-155

ENTHALPY ANALYTICAL

Polyaromatic Hydrocarbons by 8270 SIM: Batch QC

Lab #: 460784 **Project#:** 1071-047

Client: Farallon Consulting **Location:** 1055 Commercial Ct.

Field ID:	SV-8-5.0	**Basis:**	as received	**Prepared:**	04/05/22
Type:	MSD	**Diln Fac:**	1.000	**Analyzed:**	04/05/22
MSS Lab ID:	460784-001	**Batch#:**	286852	**Prep:**	EPA 3546
Lab ID:	QC981480	**Sampled:**	03/29/22	**Analysis:**	EPA 8270C-SIM
Matrix:	Soil	**Received:**	04/01/22	**Analyst:**	HQN

Analyte	Spiked	Result	%REC	Limits	Units	RPD	Lim
1-Methylnaphthalene	200.0	136.1	68	25-130	ug/Kg	13	35
2-Methylnaphthalene	200.0	138.7	69	32-133	ug/Kg	12	35
Naphthalene	200.0	132.4	66	33-130	ug/Kg	9	35
Acenaphthylene	200.0	143.3	72	14-157	ug/Kg	17	35
Acenaphthene	200.0	133.4	67	28-134	ug/Kg	11	35
Fluorene	200.0	128.7	64	27-140	ug/Kg	7	35
Phenanthrene	200.0	136.0	68	29-147	ug/Kg	9	35
Anthracene	200.0	140.8	70	24-156	ug/Kg	6	35
Fluoranthene	200.0	149.2	75	28-160	ug/Kg	11	35
Pyrene	200.0	135.2	68	26-153	ug/Kg	11	35
Benzo(a)anthracene	200.0	158.3	79	26-174	ug/Kg	7	35
Chrysene	200.0	146.7	73	40-139	ug/Kg	9	35
Benzo(b)fluoranthene	200.0	150.7	75	36-164	ug/Kg	9	35
Benzo(k)fluoranthene	200.0	151.3	76	36-161	ug/Kg	9	35
Benzo(a)pyrene	200.0	141.3	71	18-173	ug/Kg	6	35
Indeno(1,2,3-cd)pyrene	200.0	147.8	74	26-154	ug/Kg	3	35
Dibenz(a,h)anthracene	200.0	151.7	76	38-132	ug/Kg	0	35
Benzo(g,h,i)perylene	200.0	144.5	72	36-130	ug/Kg	2	35

Surrogate	%REC	Limits
Nitrobenzene-d5	78	27-125
2-Fluorobiphenyl	66	30-120
Terphenyl-d14	73	33-155

Legend

RPD: Relative Percent Difference

ENTHALPY ANALYTICAL

California Title 22 Metals

Lab #: 460784 **Project#:** 1071-047

Client: Farallon Consulting **Location:** 1055 Commercial Ct.

Field ID: SV-8-5.0 **Basis:** as received **Received:** 04/01/22

Lab ID: 460784-001 **DiIn Fac:** 1.000 **Prepared:** 04/05/22

Matrix: Soil **Sampled:** 03/29/22 **Analyst:** SBW

Analyte	Result	RL	Units	Batch#	Analyzed	Prep	Analysis
Antimony	ND	2.6	mg/Kg	286868	04/07/22	EPA 3050B	EPA 6010B
Arsenic	**7.4**	0.86	mg/Kg	286868	04/07/22	EPA 3050B	EPA 6010B
Barium	**190**	0.86	mg/Kg	286868	04/07/22	EPA 3050B	EPA 6010B
Beryllium	ND	0.43	mg/Kg	286868	04/07/22	EPA 3050B	EPA 6010B
Cadmium	ND	0.43	mg/Kg	286868	04/07/22	EPA 3050B	EPA 6010B
Chromium	**61**	0.86	mg/Kg	286868	04/07/22	EPA 3050B	EPA 6010B
Cobalt	**14**	0.43	mg/Kg	286868	04/07/22	EPA 3050B	EPA 6010B
Copper	**32**	0.86	mg/Kg	286868	04/07/22	EPA 3050B	EPA 6010B
Lead	**24**	0.86	mg/Kg	286868	04/07/22	EPA 3050B	EPA 6010B
Mercury	ND	0.16	mg/Kg	286907	04/05/22	METHOD	EPA 7471A
Molybdenum	ND	0.86	mg/Kg	286868	04/07/22	EPA 3050B	EPA 6010B
Nickel	**99**	0.86	mg/Kg	286868	04/07/22	EPA 3050B	EPA 6010B
Selenium	ND	2.6	mg/Kg	286868	04/07/22	EPA 3050B	EPA 6010B
Silver	ND	0.43	mg/Kg	286868	04/07/22	EPA 3050B	EPA 6010B
Thallium	ND	2.6	mg/Kg	286868	04/07/22	EPA 3050B	EPA 6010B
Vanadium	**42**	0.86	mg/Kg	286868	04/07/22	EPA 3050B	EPA 6010B
Zinc	**75**	4.3	mg/Kg	286868	04/09/22	EPA 3050B	EPA 6010B

Legend

ND: Not Detected

RL: Reporting Limit

ENTHALPY ANALYTICAL

California Title 22 Metals

Lab #: 460784 **Project#:** 1071-047

Client: Farallon Consulting **Location:** 1055 Commercial Ct.

Field ID: SV-8-7.5 **Basis:** as received **Received:** 04/01/22

Lab ID: 460784-002 **DiIn Fac:** 1.000 **Prepared:** 04/05/22

Matrix: Soil **Sampled:** 03/29/22 **Analyst:** SBW

Analyte	Result	RL	Units	Batch#	Analyzed	Prep	Analysis
Antimony	ND	2.9	mg/Kg	286868	04/07/22	EPA 3050B	EPA 6010B
Arsenic	**8.9**	0.96	mg/Kg	286868	04/07/22	EPA 3050B	EPA 6010B
Barium	**200**	0.96	mg/Kg	286868	04/07/22	EPA 3050B	EPA 6010B
Beryllium	ND	0.48	mg/Kg	286868	04/07/22	EPA 3050B	EPA 6010B
Cadmium	ND	0.48	mg/Kg	286868	04/07/22	EPA 3050B	EPA 6010B
Chromium	**65**	0.96	mg/Kg	286868	04/07/22	EPA 3050B	EPA 6010B
Cobalt	**16**	0.48	mg/Kg	286868	04/07/22	EPA 3050B	EPA 6010B
Copper	**38**	0.96	mg/Kg	286868	04/07/22	EPA 3050B	EPA 6010B
Lead	**18**	0.96	mg/Kg	286868	04/07/22	EPA 3050B	EPA 6010B
Mercury	ND	0.14	mg/Kg	286907	04/05/22	METHOD	EPA 7471A
Molybdenum	ND	0.96	mg/Kg	286868	04/07/22	EPA 3050B	EPA 6010B
Nickel	**100**	0.96	mg/Kg	286868	04/07/22	EPA 3050B	EPA 6010B
Selenium	ND	2.9	mg/Kg	286868	04/07/22	EPA 3050B	EPA 6010B
Silver	ND	0.48	mg/Kg	286868	04/07/22	EPA 3050B	EPA 6010B
Thallium	ND	2.9	mg/Kg	286868	04/07/22	EPA 3050B	EPA 6010B
Vanadium	**48**	0.96	mg/Kg	286868	04/07/22	EPA 3050B	EPA 6010B
Zinc	**69**	4.8	mg/Kg	286868	04/09/22	EPA 3050B	EPA 6010B

Legend

ND: Not Detected

RL: Reporting Limit

ENTHALPY ANALYTICAL

California Title 22 Metals

Lab #: 460784 **Project#:** 1071-047

Client: Farallon Consulting **Location:** 1055 Commercial Ct.

Field ID: SV-9-5.0 **Basis:** as received **Received:** 04/01/22

Lab ID: 460784-003 **DiIn Fac:** 1.000 **Prepared:** 04/05/22

Matrix: Soil **Sampled:** 03/30/22 **Analyst:** SBW

Analyte	Result	RL	Units	Batch#	Analyzed	Prep	Analysis
Antimony	ND	2.5	mg/Kg	286868	04/07/22	EPA 3050B	EPA 6010B
Arsenic	**8.2**	0.85	mg/Kg	286868	04/07/22	EPA 3050B	EPA 6010B
Barium	**240**	0.85	mg/Kg	286868	04/07/22	EPA 3050B	EPA 6010B
Beryllium	ND	0.42	mg/Kg	286868	04/07/22	EPA 3050B	EPA 6010B
Cadmium	**1.1**	0.42	mg/Kg	286868	04/07/22	EPA 3050B	EPA 6010B
Chromium	**71**	0.85	mg/Kg	286868	04/07/22	EPA 3050B	EPA 6010B
Cobalt	**17**	0.42	mg/Kg	286868	04/07/22	EPA 3050B	EPA 6010B
Copper	**45**	0.85	mg/Kg	286868	04/07/22	EPA 3050B	EPA 6010B
Lead	**3,100**	0.85	mg/Kg	286868	04/07/22	EPA 3050B	EPA 6010B
Mercury	**0.25**	0.14	mg/Kg	286907	04/05/22	METHOD	EPA 7471A
Molybdenum	ND	0.85	mg/Kg	286868	04/07/22	EPA 3050B	EPA 6010B
Nickel	**100**	0.85	mg/Kg	286868	04/07/22	EPA 3050B	EPA 6010B
Selenium	ND	2.5	mg/Kg	286868	04/07/22	EPA 3050B	EPA 6010B
Silver	ND	0.42	mg/Kg	286868	04/07/22	EPA 3050B	EPA 6010B
Thallium	ND	2.5	mg/Kg	286868	04/07/22	EPA 3050B	EPA 6010B
Vanadium	**50**	0.85	mg/Kg	286868	04/07/22	EPA 3050B	EPA 6010B
Zinc	**110**	4.2	mg/Kg	286868	04/09/22	EPA 3050B	EPA 6010B

Legend

ND: Not Detected

RL: Reporting Limit

ENTHALPY ANALYTICAL

California Title 22 Metals

Lab #: 460784 **Project#:** 1071-047

Client: Farallon Consulting **Location:** 1055 Commercial Ct.

Field ID: SV-9-8.0 **Basis:** as received **Received:** 04/01/22

Lab ID: 460784-004 **DiIn Fac:** 1.000 **Prepared:** 04/05/22

Matrix: Soil **Sampled:** 03/30/22 **Analyst:** SBW

Analyte	Result	RL	Units	Batch#	Analyzed	Prep	Analysis
Antimony	**2.9**	2.9	mg/Kg	286868	04/07/22	EPA 3050B	EPA 6010B
Arsenic	**9.3**	0.97	mg/Kg	286868	04/07/22	EPA 3050B	EPA 6010B
Barium	**190**	0.97	mg/Kg	286868	04/07/22	EPA 3050B	EPA 6010B
Beryllium	ND	0.49	mg/Kg	286868	04/07/22	EPA 3050B	EPA 6010B
Cadmium	ND	0.49	mg/Kg	286868	04/07/22	EPA 3050B	EPA 6010B
Chromium	**92**	0.97	mg/Kg	286868	04/07/22	EPA 3050B	EPA 6010B
Cobalt	**13**	0.49	mg/Kg	286868	04/07/22	EPA 3050B	EPA 6010B
Copper	**64**	0.97	mg/Kg	286868	04/07/22	EPA 3050B	EPA 6010B
Lead	**520**	0.97	mg/Kg	286868	04/07/22	EPA 3050B	EPA 6010B
Mercury	ND	0.14	mg/Kg	286907	04/05/22	METHOD	EPA 7471A
Molybdenum	**7.4**	0.97	mg/Kg	286868	04/07/22	EPA 3050B	EPA 6010B
Nickel	**66**	0.97	mg/Kg	286868	04/07/22	EPA 3050B	EPA 6010B
Selenium	ND	2.9	mg/Kg	286868	04/07/22	EPA 3050B	EPA 6010B
Silver	ND	0.49	mg/Kg	286868	04/07/22	EPA 3050B	EPA 6010B
Thallium	ND	2.9	mg/Kg	286868	04/07/22	EPA 3050B	EPA 6010B
Vanadium	**22**	0.97	mg/Kg	286868	04/07/22	EPA 3050B	EPA 6010B
Zinc	**280**	4.9	mg/Kg	286868	04/07/22	EPA 3050B	EPA 6010B

Legend

ND: Not Detected

RL: Reporting Limit

ENTHALPY ANALYTICAL

California Title 22 Metals

Lab #: 460784 **Project#:** 1071-047

Client: Farallon Consulting **Location:** 1055 Commercial Ct.

Field ID: SV-10-5.0 **Basis:** as received **Received:** 04/01/22

Lab ID: 460784-005 **DiIn Fac:** 1.000 **Prepared:** 04/05/22

Matrix: Soil **Sampled:** 03/29/22 **Analyst:** SBW

Analyte	Result	RL	Units	Batch#	Analyzed	Prep	Analysis
Antimony	ND	3.1	mg/Kg	286868	04/07/22	EPA 3050B	EPA 6010B
Arsenic	**6.5**	1.0	mg/Kg	286868	04/07/22	EPA 3050B	EPA 6010B
Barium	**170**	1.0	mg/Kg	286868	04/07/22	EPA 3050B	EPA 6010B
Beryllium	ND	0.52	mg/Kg	286868	04/07/22	EPA 3050B	EPA 6010B
Cadmium	ND	0.52	mg/Kg	286868	04/07/22	EPA 3050B	EPA 6010B
Chromium	**55**	1.0	mg/Kg	286868	04/07/22	EPA 3050B	EPA 6010B
Cobalt	**12**	0.52	mg/Kg	286868	04/07/22	EPA 3050B	EPA 6010B
Copper	**33**	1.0	mg/Kg	286868	04/07/22	EPA 3050B	EPA 6010B
Lead	**19**	1.0	mg/Kg	286868	04/07/22	EPA 3050B	EPA 6010B
Mercury	ND	0.15	mg/Kg	286907	04/05/22	METHOD	EPA 7471A
Molybdenum	ND	1.0	mg/Kg	286868	04/07/22	EPA 3050B	EPA 6010B
Nickel	**82**	1.0	mg/Kg	286868	04/07/22	EPA 3050B	EPA 6010B
Selenium	ND	3.1	mg/Kg	286868	04/07/22	EPA 3050B	EPA 6010B
Silver	ND	0.52	mg/Kg	286868	04/07/22	EPA 3050B	EPA 6010B
Thallium	ND	3.1	mg/Kg	286868	04/07/22	EPA 3050B	EPA 6010B
Vanadium	**48**	1.0	mg/Kg	286868	04/07/22	EPA 3050B	EPA 6010B
Zinc	**82**	5.2	mg/Kg	286868	04/07/22	EPA 3050B	EPA 6010B

Legend

ND: Not Detected

RL: Reporting Limit

ENTHALPY ANALYTICAL

California Title 22 Metals

Lab #: 460784 **Project#:** 1071-047

Client: Farallon Consulting **Location:** 1055 Commercial Ct.

Field ID: SV-10-10.0 **Diln Fac:** 1.000 **Analyzed:** 04/07/22

Lab ID: 460784-006 **Sampled:** 03/29/22 **Analyst:** SBW

Matrix: Soil **Received:** 04/01/22

Basis: as received **Prepared:** 04/05/22

Analyte	Result	RL	Units	Batch#	Prep	Analysis
Antimony	ND	2.9	mg/Kg	286868	EPA 3050B	EPA 6010B
Arsenic	**11**	0.98	mg/Kg	286868	EPA 3050B	EPA 6010B
Barium	**220**	0.98	mg/Kg	286868	EPA 3050B	EPA 6010B
Beryllium	ND	0.49	mg/Kg	286868	EPA 3050B	EPA 6010B
Cadmium	**0.83**	0.49	mg/Kg	286868	EPA 3050B	EPA 6010B
Chromium	**61**	0.98	mg/Kg	286868	EPA 3050B	EPA 6010B
Cobalt	**11**	0.49	mg/Kg	286868	EPA 3050B	EPA 6010B
Copper	**720**	0.98	mg/Kg	286868	EPA 3050B	EPA 6010B
Lead	**210**	0.98	mg/Kg	286868	EPA 3050B	EPA 6010B
Mercury	**0.23**	0.16	mg/Kg	286907	METHOD	EPA 7471A
Molybdenum	**2.4**	0.98	mg/Kg	286868	EPA 3050B	EPA 6010B
Nickel	**78**	0.98	mg/Kg	286868	EPA 3050B	EPA 6010B
Selenium	ND	2.9	mg/Kg	286868	EPA 3050B	EPA 6010B
Silver	**0.83**	0.49	mg/Kg	286868	EPA 3050B	EPA 6010B
Thallium	ND	2.9	mg/Kg	286868	EPA 3050B	EPA 6010B
Vanadium	**47**	0.98	mg/Kg	286868	EPA 3050B	EPA 6010B
Zinc	**280**	4.9	mg/Kg	286868	EPA 3050B	EPA 6010B

Legend

ND: Not Detected

RL: Reporting Limit

ENTHALPY ANALYTICAL

California Title 22 Metals

Lab #: 460784 **Project#:** 1071-047

Client: Farallon Consulting **Location:** 1055 Commercial Ct.

Field ID: MW-1-10.0 **Dil'n Fac:** 1.000 **Analyzed:** 04/07/22

Lab ID: 460784-007 **Sampled:** 03/29/22 **Analyst:** SBW

Matrix: Soil **Received:** 04/01/22

Basis: as received **Prepared:** 04/05/22

Analyte	Result	RL	Units	Batch#	Prep	Analysis
Antimony	ND	2.8	mg/Kg	286868	EPA 3050B	EPA 6010B
Arsenic	**8.5**	0.93	mg/Kg	286868	EPA 3050B	EPA 6010B
Barium	**260**	0.93	mg/Kg	286868	EPA 3050B	EPA 6010B
Beryllium	ND	0.47	mg/Kg	286868	EPA 3050B	EPA 6010B
Cadmium	**14**	0.47	mg/Kg	286868	EPA 3050B	EPA 6010B
Chromium	**71**	0.93	mg/Kg	286868	EPA 3050B	EPA 6010B
Cobalt	**15**	0.47	mg/Kg	286868	EPA 3050B	EPA 6010B
Copper	**150**	0.93	mg/Kg	286868	EPA 3050B	EPA 6010B
Lead	**140**	0.93	mg/Kg	286868	EPA 3050B	EPA 6010B
Mercury	**0.50**	0.14	mg/Kg	286907	METHOD	EPA 7471A
Molybdenum	**4.1**	0.93	mg/Kg	286868	EPA 3050B	EPA 6010B
Nickel	**74**	0.93	mg/Kg	286868	EPA 3050B	EPA 6010B
Selenium	ND	2.8	mg/Kg	286868	EPA 3050B	EPA 6010B
Silver	**1.5**	0.47	mg/Kg	286868	EPA 3050B	EPA 6010B
Thallium	ND	2.8	mg/Kg	286868	EPA 3050B	EPA 6010B
Vanadium	**37**	0.93	mg/Kg	286868	EPA 3050B	EPA 6010B
Zinc	**320**	4.7	mg/Kg	286868	EPA 3050B	EPA 6010B

Legend

ND: Not Detected

RL: Reporting Limit

ENTHALPY ANALYTICAL

California Title 22 Metals

Lab #: 460784 **Project#:** 1071-047

Client: Farallon Consulting **Location:** 1055 Commercial Ct.

Field ID: MW-1-14.0 **Dil'n Fac:** 1.000 **Analyzed:** 04/07/22

Lab ID: 460784-008 **Sampled:** 03/29/22 **Analyst:** SBW

Matrix: Soil **Received:** 04/01/22

Basis: as received **Prepared:** 04/05/22

Analyte	Result	RL	Units	Batch#	Prep	Analysis
Antimony	ND	3.0	mg/Kg	286868	EPA 3050B	EPA 6010B
Arsenic	**4.3**	1.0	mg/Kg	286868	EPA 3050B	EPA 6010B
Barium	**140**	1.0	mg/Kg	286868	EPA 3050B	EPA 6010B
Beryllium	ND	0.51	mg/Kg	286868	EPA 3050B	EPA 6010B
Cadmium	**0.54**	0.51	mg/Kg	286868	EPA 3050B	EPA 6010B
Chromium	**64**	1.0	mg/Kg	286868	EPA 3050B	EPA 6010B
Cobalt	**8.9**	0.51	mg/Kg	286868	EPA 3050B	EPA 6010B
Copper	**55**	1.0	mg/Kg	286868	EPA 3050B	EPA 6010B
Lead	**170**	1.0	mg/Kg	286868	EPA 3050B	EPA 6010B
Mercury	**0.59**	0.16	mg/Kg	286907	METHOD	EPA 7471A
Molybdenum	**4.9**	1.0	mg/Kg	286868	EPA 3050B	EPA 6010B
Nickel	**50**	1.0	mg/Kg	286868	EPA 3050B	EPA 6010B
Selenium	ND	3.0	mg/Kg	286868	EPA 3050B	EPA 6010B
Silver	ND	0.51	mg/Kg	286868	EPA 3050B	EPA 6010B
Thallium	ND	3.0	mg/Kg	286868	EPA 3050B	EPA 6010B
Vanadium	**22**	1.0	mg/Kg	286868	EPA 3050B	EPA 6010B
Zinc	**140**	5.1	mg/Kg	286868	EPA 3050B	EPA 6010B

Legend

ND: Not Detected

RL: Reporting Limit

ENTHALPY ANALYTICAL

California Title 22 Metals

Lab #: 460784 **Project#:** 1071-047

Client: Farallon Consulting **Location:** 1055 Commercial Ct.

Field ID: MW-4-7.0 **Dil'n Fac:** 1.000 **Analyzed:** 04/07/22

Lab ID: 460784-009 **Sampled:** 03/30/22 **Analyst:** SBW

Matrix: Soil **Received:** 04/01/22

Basis: as received **Prepared:** 04/05/22

Analyte	Result	RL	Units	Batch#	Prep	Analysis
Antimony	ND	3.1	mg/Kg	286868	EPA 3050B	EPA 6010B
Arsenic	**8.0**	1.0	mg/Kg	286868	EPA 3050B	EPA 6010B
Barium	**260**	1.0	mg/Kg	286868	EPA 3050B	EPA 6010B
Beryllium	ND	0.52	mg/Kg	286868	EPA 3050B	EPA 6010B
Cadmium	**0.82**	0.52	mg/Kg	286868	EPA 3050B	EPA 6010B
Chromium	**73**	1.0	mg/Kg	286868	EPA 3050B	EPA 6010B
Cobalt	**11**	0.52	mg/Kg	286868	EPA 3050B	EPA 6010B
Copper	**120**	1.0	mg/Kg	286868	EPA 3050B	EPA 6010B
Lead	**230**	1.0	mg/Kg	286868	EPA 3050B	EPA 6010B
Mercury	**0.47**	0.15	mg/Kg	286907	METHOD	EPA 7471A
Molybdenum	**2.0**	1.0	mg/Kg	286868	EPA 3050B	EPA 6010B
Nickel	**83**	1.0	mg/Kg	286868	EPA 3050B	EPA 6010B
Selenium	ND	3.1	mg/Kg	286868	EPA 3050B	EPA 6010B
Silver	ND	0.52	mg/Kg	286868	EPA 3050B	EPA 6010B
Thallium	ND	3.1	mg/Kg	286868	EPA 3050B	EPA 6010B
Vanadium	**32**	1.0	mg/Kg	286868	EPA 3050B	EPA 6010B
Zinc	**420**	5.2	mg/Kg	286868	EPA 3050B	EPA 6010B

Legend

ND: Not Detected

RL: Reporting Limit

ENTHALPY ANALYTICAL

California Title 22 Metals

Lab #: 460784 **Project#:** 1071-047

Client: Farallon Consulting **Location:** 1055 Commercial Ct.

Field ID: MW-6-14.0 **Dil'n Fac:** 1.000 **Analyzed:** 04/07/22

Lab ID: 460784-010 **Sampled:** 03/30/22 **Analyst:** SBW

Matrix: Soil **Received:** 04/01/22

Basis: as received **Prepared:** 04/05/22

Analyte	Result	RL	Units	Batch#	Prep	Analysis
Antimony	ND	2.5	mg/Kg	286868	EPA 3050B	EPA 6010B
Arsenic	**8.5**	0.85	mg/Kg	286868	EPA 3050B	EPA 6010B
Barium	**220**	0.85	mg/Kg	286868	EPA 3050B	EPA 6010B
Beryllium	ND	0.42	mg/Kg	286868	EPA 3050B	EPA 6010B
Cadmium	**0.79**	0.42	mg/Kg	286868	EPA 3050B	EPA 6010B
Chromium	**80**	0.85	mg/Kg	286868	EPA 3050B	EPA 6010B
Cobalt	**13**	0.42	mg/Kg	286868	EPA 3050B	EPA 6010B
Copper	**47**	0.85	mg/Kg	286868	EPA 3050B	EPA 6010B
Lead	**210**	0.85	mg/Kg	286868	EPA 3050B	EPA 6010B
Mercury	**0.27**	0.16	mg/Kg	286907	METHOD	EPA 7471A
Molybdenum	ND	0.85	mg/Kg	286868	EPA 3050B	EPA 6010B
Nickel	**100**	0.85	mg/Kg	286868	EPA 3050B	EPA 6010B
Selenium	ND	2.5	mg/Kg	286868	EPA 3050B	EPA 6010B
Silver	ND	0.42	mg/Kg	286868	EPA 3050B	EPA 6010B
Thallium	ND	2.5	mg/Kg	286868	EPA 3050B	EPA 6010B
Vanadium	**55**	0.85	mg/Kg	286868	EPA 3050B	EPA 6010B
Zinc	**250**	4.2	mg/Kg	286868	EPA 3050B	EPA 6010B

Legend

ND: Not Detected

RL: Reporting Limit

ENTHALPY ANALYTICAL

California Title 22 Metals

Lab #: 460784 **Project#:** 1071-047

Client: Farallon Consulting **Location:** 1055 Commercial Ct.

Field ID: MW-6-16.0 **Dil'n Fac:** 1.000 **Analyzed:** 04/07/22

Lab ID: 460784-011 **Sampled:** 03/30/22 **Analyst:** SBW

Matrix: Soil **Received:** 04/01/22

Basis: as received **Prepared:** 04/05/22

Analyte	Result	RL	Units	Batch#	Prep	Analysis
Antimony	ND	3.1	mg/Kg	286868	EPA 3050B	EPA 6010B
Arsenic	**10**	1.0	mg/Kg	286868	EPA 3050B	EPA 6010B
Barium	**580**	1.0	mg/Kg	286868	EPA 3050B	EPA 6010B
Beryllium	ND	0.52	mg/Kg	286868	EPA 3050B	EPA 6010B
Cadmium	**1.4**	0.52	mg/Kg	286868	EPA 3050B	EPA 6010B
Chromium	**100**	1.0	mg/Kg	286868	EPA 3050B	EPA 6010B
Cobalt	**15**	0.52	mg/Kg	286868	EPA 3050B	EPA 6010B
Copper	**130**	1.0	mg/Kg	286868	EPA 3050B	EPA 6010B
Lead	**520**	1.0	mg/Kg	286868	EPA 3050B	EPA 6010B
Mercury	**0.42**	0.16	mg/Kg	286907	METHOD	EPA 7471A
Molybdenum	**2.4**	1.0	mg/Kg	286868	EPA 3050B	EPA 6010B
Nickel	**86**	1.0	mg/Kg	286868	EPA 3050B	EPA 6010B
Selenium	ND	3.1	mg/Kg	286868	EPA 3050B	EPA 6010B
Silver	**1.0**	0.52	mg/Kg	286868	EPA 3050B	EPA 6010B
Thallium	ND	3.1	mg/Kg	286868	EPA 3050B	EPA 6010B
Vanadium	**48**	1.0	mg/Kg	286868	EPA 3050B	EPA 6010B
Zinc	**470**	5.2	mg/Kg	286868	EPA 3050B	EPA 6010B

Legend

ND: Not Detected

RL: Reporting Limit

ENTHALPY ANALYTICAL

California Title 22 Metals: Batch QC

Lab #: 460784 **Project#:** 1071-047

Client: Farallon Consulting **Location:** 1055 Commercial Ct.

Type: BLANK **Batch#:** 286868 **Analysis:** EPA 6010B

Lab ID: QC981542 **Prepared:** 04/05/22 **Analyst:** SBW

Matrix: Soil **Analyzed:** 04/07/22

DiIn Fac: 1.000 **Prep:** EPA 3050B

Analyte	Result	RL	Units
Antimony	ND	3.0	mg/Kg
Arsenic	ND	1.0	mg/Kg
Barium	ND	1.0	mg/Kg
Beryllium	ND	0.50	mg/Kg
Cadmium	ND	0.50	mg/Kg
Chromium	ND	1.0	mg/Kg
Cobalt	ND	0.50	mg/Kg
Copper	ND	1.0	mg/Kg
Lead	ND	1.0	mg/Kg
Molybdenum	ND	1.0	mg/Kg
Nickel	ND	1.0	mg/Kg
Selenium	ND	3.0	mg/Kg
Silver	ND	0.50	mg/Kg
Thallium	ND	3.0	mg/Kg
Vanadium	ND	1.0	mg/Kg
Zinc	ND	5.0	mg/Kg

Legend

ND: Not Detected

RL: Reporting Limit

ENTHALPY ANALYTICAL

California Title 22 Metals: Batch QC

Lab #: 460784 **Project#:** 1071-047

Client: Farallon Consulting **Location:** 1055 Commercial Ct.

Type: LCS **DilN Fac:** 1.000 **Prep:** EPA 3050B

Lab ID: QC981543 **Batch#:** 286868 **Analysis:** EPA 6010B

Matrix: Soil **Prepared:** 04/05/22 **Analyst:** SBW

Analyte	Spiked	Result	%REC	Limits	Units	Analyzed
Antimony	100.0	92.56	93	80-120	mg/Kg	04/07/22
Arsenic	100.0	98.62	99	80-120	mg/Kg	04/07/22
Barium	100.0	98.58	99	80-120	mg/Kg	04/07/22
Beryllium	100.0	97.97	98	80-120	mg/Kg	04/07/22
Cadmium	100.0	95.30	95	80-120	mg/Kg	04/07/22
Chromium	100.0	102.2	102	80-120	mg/Kg	04/07/22
Cobalt	100.0	103.3	103	80-120	mg/Kg	04/07/22
Copper	100.0	93.37	93	80-120	mg/Kg	04/07/22
Lead	100.0	109.5	110	80-120	mg/Kg	04/07/22
Molybdenum	100.0	97.60	98	80-120	mg/Kg	04/07/22
Nickel	100.0	104.5	105	80-120	mg/Kg	04/07/22
Selenium	100.0	83.15	83	80-120	mg/Kg	04/07/22
Silver	50.00	50.60	101	80-120	mg/Kg	04/07/22
Thallium	100.0	100.1	100	80-120	mg/Kg	04/07/22
Vanadium	100.0	103.3	103	80-120	mg/Kg	04/07/22
Zinc	100.0	98.20	98	80-120	mg/Kg	04/09/22

ENTHALPY ANALYTICAL

California Title 22 Metals: Batch QC

Lab #: 460784 **Project#:** 1071-047

Client: Farallon Consulting **Location:** 1055 Commercial Ct.

Field ID: IDW-03312022 **Basis:** as received **Prepared:** 04/05/22

Type: MS **DiIn Fac:** 1.000 **Prep:** EPA 3050B

MSS Lab ID: 460783-001 **Batch#:** 286868 **Analysis:** EPA 6010B

Lab ID: QC981544 **Sampled:** 03/31/22 **Analyst:** SBW

Matrix: Soil **Received:** 04/01/22

Analyte	MSS Result	Spiked	Result	%REC	Limits	Units	Analyzed
Antimony	<1.584	101.0	34.74	34 *	75-125	mg/Kg	04/07/22
Arsenic	16.50	101.0	112.6	95	75-125	mg/Kg	04/07/22
Barium	306.6	101.0	357.3	50 *	75-125	mg/Kg	04/07/22
Beryllium	0.2948	101.0	97.95	97	75-125	mg/Kg	04/07/22
Cadmium	<0.07426	101.0	101.7	101	75-125	mg/Kg	04/07/22
Chromium	68.10	101.0	174.5	105	75-125	mg/Kg	04/07/22
Cobalt	20.50	101.0	118.0	96	75-125	mg/Kg	04/07/22
Copper	45.28	101.0	147.8	102	75-125	mg/Kg	04/07/22
Lead	123.7	101.0	321.0	195 *	75-125	mg/Kg	04/07/22
Molybdenum	1.102	101.0	96.22	94	75-125	mg/Kg	04/07/22
Nickel	98.58	101.0	193.2	94	75-125	mg/Kg	04/07/22
Selenium	<0.3960	101.0	87.13	86	75-125	mg/Kg	04/07/22
Silver	<0.1584	50.51	53.31	106	75-125	mg/Kg	04/07/22
Thallium	1.465	101.0	101.2	99	75-125	mg/Kg	04/07/22
Vanadium	51.43	101.0	161.5	109	75-125	mg/Kg	04/07/22
Zinc	115.8	101.0	257.3	140 *	75-125	mg/Kg	04/09/22

Field ID: IDW-03312022 **Basis:** as received **Prepared:** 04/05/22

Type: MSD **DiIn Fac:** 1.000 **Prep:** EPA 3050B

MSS Lab ID: 460783-001 **Batch#:** 286868 **Analysis:** EPA 6010B

Lab ID: QC981545 **Sampled:** 03/31/22 **Analyst:** SBW

Matrix: Soil **Received:** 04/01/22

Analyte	Spiked	Result	%REC	Limits	Units	RPD	Lim	Analyzed
Antimony	90.91	30.06	33 *	75-125	mg/Kg	4	41	04/07/22
Arsenic	90.91	102.2	94	75-125	mg/Kg	1	35	04/07/22
Barium	90.91	377.1	78	75-125	mg/Kg	8	20	04/07/22
Beryllium	90.91	85.51	94	75-125	mg/Kg	3	20	04/07/22
Cadmium	90.91	89.77	99	75-125	mg/Kg	2	20	04/07/22
Chromium	90.91	158.5	99	75-125	mg/Kg	3	20	04/07/22
Cobalt	90.91	106.1	94	75-125	mg/Kg	2	20	04/07/22
Copper	90.91	151.3	117	75-125	mg/Kg	9	20	04/07/22
Lead	90.91	795.0	738 *	75-125	mg/Kg	89 *	20	04/07/22
Molybdenum	90.91	86.56	94	75-125	mg/Kg	0	20	04/07/22
Nickel	90.91	174.5	83	75-125	mg/Kg	5	20	04/07/22
Selenium	90.91	78.02	86	75-125	mg/Kg	1	20	04/07/22
Silver	45.45	46.54	102	75-125	mg/Kg	3	20	04/07/22
Thallium	90.91	90.18	98	75-125	mg/Kg	1	20	04/07/22
Vanadium	90.91	141.6	99	75-125	mg/Kg	6	20	04/07/22
Zinc	90.91	251.6	149 *	75-125	mg/Kg	3	20	04/09/22

ENTHALPY ANALYTICAL

California Title 22 Metals: Batch QC

Lab #: 460784 **Project#:** 1071-047

Client: Farallon Consulting **Location:** 1055 Commercial Ct.

Legend

***:** Value is outside QC limits

RPD: Relative Percent Difference

ENTHALPY ANALYTICAL

California Title 22 Metals: Batch QC

Lab #: 460784 **Project#:** 1071-047

Client: Farallon Consulting **Location:** 1055 Commercial Ct.

Type:	BLANK	**Batch#:**	286907	**Analysis:**	EPA 7471A
Lab ID:	QC981660	**Prepared:**	04/05/22	**Analyst:**	SBW
Matrix:	Soil	**Analyzed:**	04/05/22		
DiIn Fac:	1.000	**Prep:**	METHOD		

Analyte	Result	RL	Units
Mercury	ND	0.14	mg/Kg

Legend

ND: Not Detected

RL: Reporting Limit

ENTHALPY ANALYTICAL

California Title 22 Metals: Batch QC

Lab #: 460784 **Project#:** 1071-047

Client: Farallon Consulting **Location:** 1055 Commercial Ct.

Type: LCS **Batch#:** 286907 **Analysis:** EPA 7471A

Lab ID: QC981661 **Prepared:** 04/05/22 **Analyst:** SBW

Matrix: Soil **Analyzed:** 04/05/22

DiIn Fac: 1.000 **Prep:** METHOD

Analyte	Spiked	Result	%REC	Limits	Units
Mercury	0.8333	0.8857	106	80-120	mg/Kg

ENTHALPY ANALYTICAL

California Title 22 Metals: Batch QC

Lab #: 460784 **Project#:** 1071-047

Client: Farallon Consulting **Location:** 1055 Commercial Ct.

Field ID:	IDW-03312022	**Basis:**	as received	**Prepared:**	04/05/22
Type:	MS	**Diln Fac:**	1.000	**Analyzed:**	04/05/22
MSS Lab ID:	460783-001	**Batch#:**	286907	**Prep:**	METHOD
Lab ID:	QC981662	**Sampled:**	03/31/22	**Analysis:**	EPA 7471A
Matrix:	Soil	**Received:**	04/01/22	**Analyst:**	SBW

Analyte	MSS Result	Spiked	Result	%REC	Limits	Units
Mercury	0.1285	0.8929	1.086	107	75-125	mg/Kg

Field ID:	IDW-03312022	**Basis:**	as received	**Prepared:**	04/05/22
Type:	MSD	**Diln Fac:**	1.000	**Analyzed:**	04/05/22
MSS Lab ID:	460783-001	**Batch#:**	286907	**Prep:**	METHOD
Lab ID:	QC981663	**Sampled:**	03/31/22	**Analysis:**	EPA 7471A
Matrix:	Soil	**Received:**	04/01/22	**Analyst:**	SBW

Analyte	Spiked	Result	%REC	Limits	Units	RPD	Lim
Mercury	0.9091	1.036	100	75-125	mg/Kg	6	20

Legend

RPD: Relative Percent Difference

Farallon Consulting
330 Franklin St
Suite 200
Oakland, California 94607
Tel: 510-879-6800

RE: 1035 Commercial Court

Work Order No.: 2202144

Dear Peter Sims:

Torrent Laboratory, Inc. received 15 sample(s) on February 11, 2022 for the analyses presented in the following Report.

All data for associated QC met EPA or laboratory specification(s) except where noted in the case narrative.

Torrent Laboratory, Inc. is certified by the State of California, ELAP #1991. If you have any questions regarding these test results, please feel free to contact the Project Management Team at (408)263-5258; ext 204.

Kathie Evans
Project Manager

February 21, 2022
Date

Date: 2/21/2022

Client: Farallon Consulting

Project: 1035 Commercial Court

Work Order: 2202144

CASE NARRATIVE

Unless otherwise indicated in the following narrative, no issues encountered with the receiving, preparation, analysis or reporting of the results associated with this work order.

Unless otherwise indicated in the following narrative, no results have been method and/or field blank corrected.

Reported results relate only to the items/samples tested by the laboratory.

This report shall not be reproduced, except in full, without the written approval of Torrent Laboratory, Inc.

Analytical Comments for method 6010B, 2202144-011MS/MSD, QC Preparation Batch ID 1139277, Note:The % recoveries for Copper, Lead and Zinc are outside of laboratory control limits. The associated LCS/LCSD is within both % Recovery and RPD limits. No corrective action required.

Analytical Comments for method 8015B, 2202144-011MS/MSD, QC Preparation Batch ID 1139158, Note:The % recoveries for Diesel are outside of laboratory control limits but RPD is within limits. The associated LCS/LCSD is within both % Recovery and RPD limits. No corrective action required.

The spikes in the MS/MSD for method 8270C PAHSIM are not recoverable due to the necessary sample dilution.

Torrent LABORATORY, INC.

Sample Result Summary

Report prepared for: Peter Sims
Farallon Consulting

Date Received: 02/11/22
Date Reported: 02/21/22

SV-1-5.0 2202144-001

Parameters:	Analysis Method	DF	MDL	PQL	Results	Unit
Arsenic	SW6010B	1	0.15	1.30	4.11	mg/Kg
Barium	SW6010B	1	0.055	5.00	535	mg/Kg
Chromium	SW6010B	1	0.075	5.00	30.5	mg/Kg
Cobalt	SW6010B	1	0.070	5.00	7.50	mg/Kg
Copper	SW6010B	1	0.20	5.00	20.7	mg/Kg
Lead	SW6010B	1	0.10	3.00	3.88	mg/Kg
Nickel	SW6010B	1	0.50	5.00	25.9	mg/Kg
Vanadium	SW6010B	1	0.10	5.00	29.6	mg/Kg
Zinc	SW6010B	1	0.30	5.00	27.8	mg/Kg
TPH as Diesel	SW8015B	10	8.5	20	346	mg/Kg
TPH as Motor Oil	SW8015B	10	32	100	351	mg/Kg
2-Methylnaphthalene	SW8270C	1	0.22	4.0	8.8	ug/Kg
Phenanthrene	SW8270C	1	0.59	4.0	7.3	ug/Kg

SV-1-10.0 2202144-002

Parameters:	Analysis Method	DF	MDL	PQL	Results	Unit
TPH as Gasoline	8260TPH	1	43	100	239	ug/Kg
Arsenic	SW6010B	1	0.15	1.30	6.40	mg/Kg
Barium	SW6010B	1	0.055	5.00	194	mg/Kg
Chromium	SW6010B	1	0.075	5.00	66.0	mg/Kg
Cobalt	SW6010B	1	0.070	5.00	13.4	mg/Kg
Copper	SW6010B	1	0.20	5.00	37.6	mg/Kg
Lead	SW6010B	1	0.10	3.00	14.1	mg/Kg
Nickel	SW6010B	1	0.50	5.00	98.0	mg/Kg
Vanadium	SW6010B	1	0.10	5.00	37.4	mg/Kg
Zinc	SW6010B	1	0.30	5.00	64.5	mg/Kg
TPH as Diesel	SW8015B	1	0.85	2.0	12.5	mg/Kg
TPH as Motor Oil	SW8015B	1	3.2	10	44.8	mg/Kg
Naphthalene	SW8270C	1	0.51	4.0	16	ug/Kg
2-Methylnaphthalene	SW8270C	1	0.22	4.0	16	ug/Kg
1-Methylnaphthalene	SW8270C	1	0.18	4.0	12	ug/Kg
Acenaphthene	SW8270C	1	0.16	4.0	51	ug/Kg
Fluorene	SW8270C	1	0.27	4.0	79	ug/Kg
Phenanthrene	SW8270C	1	0.59	4.0	150	ug/Kg
Anthracene	SW8270C	1	0.53	4.0	8.3	ug/Kg
Fluoranthene	SW8270C	1	0.53	4.0	28	ug/Kg
Pyrene	SW8270C	1	0.55	4.0	27	ug/Kg
Benz[a]anthracene	SW8270C	1	0.46	4.0	4.7	ug/Kg
Chrysene	SW8270C	1	0.49	4.0	13	ug/Kg
Benzo[b]fluoranthene	SW8270C	1	0.24	4.0	9.6	ug/Kg
Benzo[a]pyrene	SW8270C	1	0.28	4.0	4.3	ug/Kg
Indeno[1,2,3-cd]pyrene	SW8270C	1	0.22	4.0	7.8	ug/Kg
Benzo[g,h,i]perylene	SW8270C	1	0.27	4.0	8.9	ug/Kg

Torrent LABORATORY, INC.

Sample Result Summary

Report prepared for: Peter Sims
Farallon Consulting

Date Received: 02/11/22
Date Reported: 02/21/22

SV-2-5.0

2202144-003

Parameters:	Analysis Method	DF	MDL	PQL	Results	Unit
TPH as Gasoline	8260TPH	1	43	100	319	ug/Kg
Arsenic	SW6010B	1	0.15	1.30	6.70	mg/Kg
Barium	SW6010B	1	0.055	5.00	213	mg/Kg
Chromium	SW6010B	1	0.075	5.00	51.5	mg/Kg
Cobalt	SW6010B	1	0.070	5.00	12.6	mg/Kg
Copper	SW6010B	1	0.20	5.00	41.9	mg/Kg
Lead	SW6010B	1	0.10	3.00	53.0	mg/Kg
Nickel	SW6010B	1	0.50	5.00	88.5	mg/Kg
Vanadium	SW6010B	1	0.10	5.00	35.4	mg/Kg
Zinc	SW6010B	1	0.30	5.00	86.5	mg/Kg
TPH as Diesel	SW8015B	1	3.4	8.0	61.2	mg/Kg
TPH as Motor Oil	SW8015B	1	13	40	323	mg/Kg
1,2,4-Trimethylbenzene	SW8260B	1	1.4	10	11.4	ug/Kg
2-Butanone	SW8260B	1	2.3	10.0	10.3	ug/Kg
Naphthalene	SW8270C	10	5.1	40	15	ug/Kg
2-Methylnaphthalene	SW8270C	10	2.2	40	18	ug/Kg
1-Methylnaphthalene	SW8270C	10	1.8	40	8.9	ug/Kg
Acenaphthene	SW8270C	10	1.6	40	1.6	ug/Kg
Fluorene	SW8270C	10	2.7	40	5.1	ug/Kg
Phenanthrene	SW8270C	10	5.9	40	30	ug/Kg
Fluoranthene	SW8270C	10	5.3	40	14	ug/Kg
Pyrene	SW8270C	10	5.5	40	22	ug/Kg
Benz[a]anthracene	SW8270C	10	4.6	40	17	ug/Kg
Chrysene	SW8270C	10	4.9	40	31	ug/Kg
Benzo[b]fluoranthene	SW8270C	10	2.4	40	23	ug/Kg
Benzo[k]fluoranthene	SW8270C	10	2.3	40	4.3	ug/Kg
Benzo[a]pyrene	SW8270C	10	2.8	40	9.8	ug/Kg
Indeno[1,2,3-cd]pyrene	SW8270C	10	2.2	40	11	ug/Kg
Dibenz[a,h]anthracene	SW8270C	10	2.7	40	5.5	ug/Kg
Benzo[g,h,i]perylene	SW8270C	10	2.7	40	17	ug/Kg

Torrent LABORATORY, INC.

Sample Result Summary

Report prepared for: Peter Sims
Farallon Consulting

Date Received: 02/11/22
Date Reported: 02/21/22

SV-2-8.0 2202144-004

Parameters:	Analysis Method	DF	MDL	PQL	Results	Unit
TPH as Gasoline	8260TPH	100	4300	10000	274000	ug/Kg
Arsenic	SW6010B	1	0.15	1.30	12.2	mg/Kg
Barium	SW6010B	1	0.055	5.00	245	mg/Kg
Chromium	SW6010B	1	0.075	5.00	72.0	mg/Kg
Cobalt	SW6010B	1	0.070	5.00	18.9	mg/Kg
Copper	SW6010B	1	0.20	5.00	49.3	mg/Kg
Lead	SW6010B	1	0.10	3.00	21.8	mg/Kg
Nickel	SW6010B	1	0.50	5.00	107	mg/Kg
Vanadium	SW6010B	1	0.10	5.00	54.5	mg/Kg
Zinc	SW6010B	1	0.30	5.00	87.0	mg/Kg
TPH as Diesel	SW8015B	4	14	32	334	mg/Kg
TPH as Motor Oil	SW8015B	4	51	160	585	mg/Kg
1,1,2,2-Tetrachloroethane	SW8260B	100	190	1000	8390	ug/Kg
1,2,4-Trimethylbenzene	SW8260B	100	140	1000	1760	ug/Kg
n-Butylbenzene	SW8260B	100	150	1000	1110	ug/Kg
Naphthalene	SW8270C	1	0.51	4.0	54	ug/Kg
2-Methylnaphthalene	SW8270C	1	0.22	4.0	45	ug/Kg
1-Methylnaphthalene	SW8270C	1	0.18	4.0	24	ug/Kg
Acenaphthene	SW8270C	1	0.16	4.0	4.3	ug/Kg
Fluorene	SW8270C	1	0.27	4.0	12	ug/Kg
Phenanthrene	SW8270C	1	0.59	4.0	44	ug/Kg
Fluoranthene	SW8270C	1	0.53	4.0	19	ug/Kg
Pyrene	SW8270C	1	0.55	4.0	28	ug/Kg
Benz[a]anthracene	SW8270C	1	0.46	4.0	10	ug/Kg
Chrysene	SW8270C	1	0.49	4.0	23	ug/Kg
Benzo[b]fluoranthene	SW8270C	1	0.24	4.0	18	ug/Kg
Benzo[a]pyrene	SW8270C	1	0.28	4.0	7.0	ug/Kg
Indeno[1,2,3-cd]pyrene	SW8270C	1	0.22	4.0	5.3	ug/Kg
Benzo[g,h,i]perylene	SW8270C	1	0.27	4.0	8.8	ug/Kg

Torrent LABORATORY, INC.

Sample Result Summary

Report prepared for: Peter Sims
Farallon Consulting

Date Received: 02/11/22
Date Reported: 02/21/22

SV-3-5.0

2202144-005

Parameters:	Analysis Method	DF	MDL	PQL	Results	Unit
Arsenic	SW6010B	1	0.15	1.30	9.65	mg/Kg
Barium	SW6010B	1	0.055	5.00	166	mg/Kg
Chromium	SW6010B	1	0.075	5.00	61.0	mg/Kg
Cobalt	SW6010B	1	0.070	5.00	16.8	mg/Kg
Copper	SW6010B	1	0.20	5.00	48.3	mg/Kg
Lead	SW6010B	1	0.10	3.00	27.0	mg/Kg
Nickel	SW6010B	1	0.50	5.00	97.0	mg/Kg
Vanadium	SW6010B	1	0.10	5.00	42.5	mg/Kg
Zinc	SW6010B	1	0.30	5.00	81.5	mg/Kg
TPH as Diesel	SW8015B	1	3.4	8.0	31.5	mg/Kg
TPH as Motor Oil	SW8015B	1	13	40	142	mg/Kg
Naphthalene	SW8270C	10	5.1	40	10	ug/Kg
2-Methylnaphthalene	SW8270C	10	2.2	40	11	ug/Kg
1-Methylnaphthalene	SW8270C	10	1.8	40	5.1	ug/Kg
Acenaphthelene	SW8270C	10	1.9	40	2.0	ug/Kg
Acenaphthene	SW8270C	10	1.6	40	2.1	ug/Kg
Fluorene	SW8270C	10	2.7	40	3.3	ug/Kg
Phenanthrene	SW8270C	10	5.9	40	26	ug/Kg
Fluoranthene	SW8270C	10	5.3	40	16	ug/Kg
Pyrene	SW8270C	10	5.5	40	20	ug/Kg
Benz[a]anthracene	SW8270C	10	4.6	40	16	ug/Kg
Chrysene	SW8270C	10	4.9	40	22	ug/Kg
Benzo[b]fluoranthene	SW8270C	10	2.4	40	24	ug/Kg
Benzo[k]fluoranthene	SW8270C	10	2.3	40	5.2	ug/Kg
Benzo[a]pyrene	SW8270C	10	2.8	40	12	ug/Kg
Indeno[1,2,3-cd]pyrene	SW8270C	10	2.2	40	13	ug/Kg
Dibenz[a,h]anthracene	SW8270C	10	2.7	40	4.5	ug/Kg
Benzo[g,h,i]perylene	SW8270C	10	2.7	40	15	ug/Kg

Torrent LABORATORY, INC.

Sample Result Summary

Report prepared for: Peter Sims
Farallon Consulting

Date Received: 02/11/22
Date Reported: 02/21/22

SV-3-10.0 2202144-006

Parameters:	Analysis Method	DF	MDL	PQL	Results	Unit
TPH as Gasoline	8260TPH	1	43	100	311	ug/Kg
Arsenic	SW6010B	1	0.15	1.30	7.85	mg/Kg
Barium	SW6010B	1	0.055	5.00	196	mg/Kg
Chromium	SW6010B	1	0.075	5.00	63.0	mg/Kg
Cobalt	SW6010B	1	0.070	5.00	16.7	mg/Kg
Copper	SW6010B	1	0.20	5.00	43.9	mg/Kg
Lead	SW6010B	1	0.10	3.00	15.5	mg/Kg
Nickel	SW6010B	1	0.50	5.00	92.0	mg/Kg
Vanadium	SW6010B	1	0.10	5.00	46.9	mg/Kg
Zinc	SW6010B	1	0.30	5.00	85.0	mg/Kg
TPH as Diesel	SW8015B	1	3.4	8.0	110	mg/Kg
TPH as Motor Oil	SW8015B	1	13	40	168	mg/Kg
Ethylbenzene	SW8260B	1	4.1	25	36.9	ug/Kg
m,p-Xylene	SW8260B	1	7.9	25	166	ug/Kg
o-Xylene	SW8260B	1	4.3	25	41.8	ug/Kg
2-Butanone	SW8260B	1	5.7	25.0	34.8	ug/Kg
Naphthalene	SW8270C	20	28	220	420	ug/Kg
2-Methylnaphthalene	SW8270C	20	12	220	33	ug/Kg
1-Methylnaphthalene	SW8270C	20	10	220	22	ug/Kg
Phenanthrene	SW8270C	20	33	220	46	ug/Kg
Benz[a]anthracene	SW8270C	20	26	220	49	ug/Kg
Benzo[b]fluoranthene	SW8270C	20	14	220	20	ug/Kg

Torrent LABORATORY, INC.

Sample Result Summary

Report prepared for: Peter Sims
Farallon Consulting

Date Received: 02/11/22
Date Reported: 02/21/22

SV-4-5.0 2202144-007

Parameters:	Analysis Method	DF	MDL	PQL	Results	Unit
Arsenic	SW6010B	1	0.15	1.30	4.32	mg/Kg
Barium	SW6010B	1	0.055	5.00	135	mg/Kg
Chromium	SW6010B	1	0.075	5.00	17.8	mg/Kg
Cobalt	SW6010B	1	0.070	5.00	6.25	mg/Kg
Copper	SW6010B	1	0.20	5.00	18.8	mg/Kg
Lead	SW6010B	1	0.10	3.00	12.3	mg/Kg
Nickel	SW6010B	1	0.50	5.00	40.9	mg/Kg
Vanadium	SW6010B	1	0.10	5.00	22.1	mg/Kg
Zinc	SW6010B	1	0.30	5.00	28.2	mg/Kg
TPH as Diesel	SW8015B	20	17	40	494	mg/Kg
TPH as Motor Oil	SW8015B	20	64	200	370	mg/Kg
Naphthalene	SW8270C	5	2.6	20	3.2	ug/Kg
2-Methylnaphthalene	SW8270C	5	1.1	20	33	ug/Kg
1-Methylnaphthalene	SW8270C	5	0.92	20	26	ug/Kg
Acenaphthelene	SW8270C	5	0.93	20	43	ug/Kg
Acenaphthene	SW8270C	5	0.81	20	38	ug/Kg
Fluorene	SW8270C	5	1.3	20	6.3	ug/Kg
Phenanthrene	SW8270C	5	3.0	20	160	ug/Kg
Anthracene	SW8270C	5	2.7	20	180	ug/Kg
Fluoranthene	SW8270C	5	2.7	20	10	ug/Kg
Pyrene	SW8270C	5	2.7	20	20	ug/Kg
Benz[a]anthracene	SW8270C	5	2.3	20	4.4	ug/Kg
Chrysene	SW8270C	5	2.5	20	14	ug/Kg
Benzo[b]fluoranthene	SW8270C	5	1.2	20	2.9	ug/Kg
Benzo[k]fluoranthene	SW8270C	5	1.1	20	1.1	ug/Kg
Benzo[a]pyrene	SW8270C	5	1.4	20	3.4	ug/Kg
Benzo[g,h,i]perylene	SW8270C	5	1.3	20	1.3	ug/Kg

Torrent LABORATORY, INC.

Sample Result Summary

Report prepared for: Peter Sims
Farallon Consulting

Date Received: 02/11/22
Date Reported: 02/21/22

SV-4-10.0

2202144-008

Parameters:	Analysis Method	DF	MDL	PQL	Results	Unit
TPH as Gasoline	8260TPH	1	43	100	759	ug/Kg
Arsenic	SW6010B	1	0.15	1.30	6.70	mg/Kg
Barium	SW6010B	1	0.055	5.00	183	mg/Kg
Chromium	SW6010B	1	0.075	5.00	57.5	mg/Kg
Cobalt	SW6010B	1	0.070	5.00	14.0	mg/Kg
Copper	SW6010B	1	0.20	5.00	41.6	mg/Kg
Lead	SW6010B	1	0.10	3.00	45.1	mg/Kg
Nickel	SW6010B	1	0.50	5.00	91.5	mg/Kg
Vanadium	SW6010B	1	0.10	5.00	36.4	mg/Kg
Zinc	SW6010B	1	0.30	5.00	87.0	mg/Kg
TPH as Diesel	SW8015B	5	17	40	302	mg/Kg
TPH as Motor Oil	SW8015B	5	64	200	883	mg/Kg
Ethylbenzene	SW8260B	1	1.7	10	16.0	ug/Kg
m,p-Xylene	SW8260B	1	3.2	10	175	ug/Kg
o-Xylene	SW8260B	1	1.7	10	14.3	ug/Kg
Naphthalene	SW8270C	10	5.1	40	110	ug/Kg
2-Methylnaphthalene	SW8270C	10	2.2	40	350	ug/Kg
1-Methylnaphthalene	SW8270C	10	1.8	40	130	ug/Kg
Acenaphthelene	SW8270C	10	1.9	40	2.7	ug/Kg
Acenaphthene	SW8270C	10	1.6	40	4.5	ug/Kg
Fluorene	SW8270C	10	2.7	40	15	ug/Kg
Phenanthrene	SW8270C	10	5.9	40	72	ug/Kg
Anthracene	SW8270C	10	5.3	40	8.5	ug/Kg
Fluoranthene	SW8270C	10	5.3	40	22	ug/Kg
Pyrene	SW8270C	10	5.5	40	55	ug/Kg
Benz[a]anthracene	SW8270C	10	4.6	40	23	ug/Kg
Chrysene	SW8270C	10	4.9	40	52	ug/Kg
Benzo[b]fluoranthene	SW8270C	10	2.4	40	21	ug/Kg
Benzo[a]pyrene	SW8270C	10	2.8	40	10	ug/Kg
Indeno[1,2,3-cd]pyrene	SW8270C	10	2.2	40	9.6	ug/Kg
Dibenz[a,h]anthracene	SW8270C	10	2.7	40	3.8	ug/Kg
Benzo[g,h,i]perylene	SW8270C	10	2.7	40	13	ug/Kg

Torrent LABORATORY, INC.

Sample Result Summary

Report prepared for: Peter Sims
Farallon Consulting

Date Received: 02/11/22
Date Reported: 02/21/22

SV-5-5.0 2202144-009

Parameters:	Analysis Method	DF	MDL	PQL	Results	Unit
TPH as Gasoline	8260TPH	1	110	250	1370	ug/Kg
Arsenic	SW6010B	1	0.15	1.30	2.40	mg/Kg
Barium	SW6010B	1	0.055	5.00	57.0	mg/Kg
Chromium	SW6010B	1	0.075	5.00	9.55	mg/Kg
Copper	SW6010B	1	0.20	5.00	5.55	mg/Kg
Nickel	SW6010B	1	0.50	5.00	5.25	mg/Kg
Vanadium	SW6010B	1	0.10	5.00	7.35	mg/Kg
Zinc	SW6010B	1	0.30	5.00	7.50	mg/Kg
TPH as Diesel	SW8015B	25	43	100	2380	mg/Kg
TPH as Motor Oil	SW8015B	25	160	500	1610	mg/Kg
1,1,2,2-Tetrachloroethane	SW8260B	1	4.8	25	74.1	ug/Kg
Naphthalene	SW8270C	5	2.6	20	3.8	ug/Kg
2-Methylnaphthalene	SW8270C	5	1.1	20	17	ug/Kg
1-Methylnaphthalene	SW8270C	5	0.92	20	9.5	ug/Kg
Acenaphthene	SW8270C	5	0.81	20	38	ug/Kg
Fluorene	SW8270C	5	1.3	20	150	ug/Kg
Phenanthrene	SW8270C	5	3.0	20	250	ug/Kg
Anthracene	SW8270C	5	2.7	20	12	ug/Kg
Pyrene	SW8270C	5	2.7	20	29	ug/Kg
Benz[a]anthracene	SW8270C	5	2.3	20	5.1	ug/Kg
Chrysene	SW8270C	5	2.5	20	14	ug/Kg

Torrent LABORATORY, INC.

Sample Result Summary

Report prepared for: Peter Sims
Farallon Consulting

Date Received: 02/11/22
Date Reported: 02/21/22

SV-5-10.0

2202144-010

Parameters:	Analysis Method	DF	MDL	PQL	Results	Unit
TPH as Gasoline	8260TPH	1	43	100	210	ug/Kg
Arsenic	SW6010B	1	0.15	1.30	7.90	mg/Kg
Barium	SW6010B	1	0.055	5.00	183	mg/Kg
Chromium	SW6010B	1	0.075	5.00	81.5	mg/Kg
Cobalt	SW6010B	1	0.070	5.00	12.8	mg/Kg
Copper	SW6010B	1	0.20	5.00	53.0	mg/Kg
Lead	SW6010B	1	0.10	3.00	78.5	mg/Kg
Nickel	SW6010B	1	0.50	5.00	97.5	mg/Kg
Vanadium	SW6010B	1	0.10	5.00	34.8	mg/Kg
Zinc	SW6010B	1	0.30	5.00	79.0	mg/Kg
TPH as Diesel	SW8015B	1	3.4	8.0	79.2	mg/Kg
TPH as Motor Oil	SW8015B	1	13	40	371	mg/Kg
m,p-Xylene	SW8260B	1	3.2	10	23.9	ug/Kg
2-Butanone	SW8260B	1	2.3	10.0	19.5	ug/Kg
Naphthalene	SW8270C	10	5.1	40	23	ug/Kg
2-Methylnaphthalene	SW8270C	10	2.2	40	30	ug/Kg
1-Methylnaphthalene	SW8270C	10	1.8	40	19	ug/Kg
Acenaphthene	SW8270C	10	1.6	40	7.5	ug/Kg
Fluorene	SW8270C	10	2.7	40	17	ug/Kg
Phenanthrene	SW8270C	10	5.9	40	94	ug/Kg
Anthracene	SW8270C	10	5.3	40	8.5	ug/Kg
Fluoranthene	SW8270C	10	5.3	40	25	ug/Kg
Pyrene	SW8270C	10	5.5	40	45	ug/Kg
Benz[a]anthracene	SW8270C	10	4.6	40	21	ug/Kg
Chrysene	SW8270C	10	4.9	40	47	ug/Kg
Benzo[b]fluoranthene	SW8270C	10	2.4	40	26	ug/Kg
Benzo[k]fluoranthene	SW8270C	10	2.3	40	3.7	ug/Kg
Benzo[a]pyrene	SW8270C	10	2.8	40	9.5	ug/Kg
Indeno[1,2,3-cd]pyrene	SW8270C	10	2.2	40	8.7	ug/Kg
Dibenz[a,h]anthracene	SW8270C	10	2.7	40	4.1	ug/Kg
Benzo[g,h,i]perylene	SW8270C	10	2.7	40	13	ug/Kg

Torrent LABORATORY, INC.

Sample Result Summary

Report prepared for: Peter Sims
Farallon Consulting

Date Received: 02/11/22
Date Reported: 02/21/22

SV-6-5.0

2202144-011

Parameters:	Analysis Method	DF	MDL	PQL	Results	Unit
Arsenic	SW6010B	1	0.15	1.30	10.9	mg/Kg
Barium	SW6010B	1	0.055	5.00	163	mg/Kg
Chromium	SW6010B	1	0.075	5.00	47.9	mg/Kg
Cobalt	SW6010B	1	0.070	5.00	11.9	mg/Kg
Copper	SW6010B	1	0.20	5.00	43.6	mg/Kg
Lead	SW6010B	1	0.10	3.00	196	mg/Kg
Nickel	SW6010B	1	0.50	5.00	70.5	mg/Kg
Vanadium	SW6010B	1	0.10	5.00	35.5	mg/Kg
Zinc	SW6010B	1	0.30	5.00	78.0	mg/Kg
TPH as Diesel	SW8015B	2	6.8	16	96.6	mg/Kg
TPH as Motor Oil	SW8015B	2	25	80	446	mg/Kg
Naphthalene	SW8270C	20	10	79	22	ug/Kg
2-Methylnaphthalene	SW8270C	20	4.5	79	26	ug/Kg
1-Methylnaphthalene	SW8270C	20	3.7	79	16	ug/Kg
Acenaphthene	SW8270C	20	3.2	79	8.3	ug/Kg
Fluorene	SW8270C	20	5.4	79	10	ug/Kg
Phenanthrene	SW8270C	20	12	79	54	ug/Kg
Fluoranthene	SW8270C	20	11	79	20	ug/Kg
Pyrene	SW8270C	20	11	79	43	ug/Kg
Benz[a]anthracene	SW8270C	20	9.3	79	35	ug/Kg
Chrysene	SW8270C	20	9.8	79	67	ug/Kg
Benzo[b]fluoranthene	SW8270C	20	4.9	79	38	ug/Kg
Benzo[k]fluoranthene	SW8270C	20	4.5	79	5.2	ug/Kg
Benzo[a]pyrene	SW8270C	20	5.7	79	15	ug/Kg
Indeno[1,2,3-cd]pyrene	SW8270C	20	4.4	79	12	ug/Kg
Dibenz[a,h]anthracene	SW8270C	20	5.5	79	14	ug/Kg
Benzo[g,h,i]perylene	SW8270C	20	5.4	79	24	ug/Kg

Torrent LABORATORY, INC.

Sample Result Summary

Report prepared for: Peter Sims
Farallon Consulting

Date Received: 02/11/22
Date Reported: 02/21/22

SV-6-10.0

2202144-012

Parameters:	Analysis Method	DF	MDL	PQL	Results	Unit
TPH as Gasoline	8260TPH	1	43	100	287	ug/Kg
Arsenic	SW6010B	1	0.15	1.30	12.0	mg/Kg
Barium	SW6010B	1	0.055	5.00	272	mg/Kg
Chromium	SW6010B	1	0.075	5.00	66.0	mg/Kg
Cobalt	SW6010B	1	0.070	5.00	18.2	mg/Kg
Copper	SW6010B	1	0.20	5.00	59.0	mg/Kg
Lead	SW6010B	1	0.10	3.00	199	mg/Kg
Nickel	SW6010B	1	0.50	5.00	100	mg/Kg
Vanadium	SW6010B	1	0.10	5.00	49.4	mg/Kg
Zinc	SW6010B	1	0.30	5.00	176	mg/Kg
TPH as Diesel	SW8015B	4	14	32	35.3	mg/Kg
cis-1,2-Dichloroethene	SW8260B	1	2.2	10	20.0	ug/Kg
Toluene	SW8260B	1	1.8	10	17.8	ug/Kg
Ethylbenzene	SW8260B	1	1.7	10	18.6	ug/Kg
m,p-Xylene	SW8260B	1	3.2	10	43.1	ug/Kg
o-Xylene	SW8260B	1	1.7	10	16.6	ug/Kg
1,3,5-Trimethylbenzene	SW8260B	1	1.6	10	14.0	ug/Kg
1,2,4-Trimethylbenzene	SW8260B	1	1.4	10	20.1	ug/Kg
Naphthalene	SW8270C	1	0.51	4.0	72	ug/Kg
2-Methylnaphthalene	SW8270C	1	0.22	4.0	62	ug/Kg
1-Methylnaphthalene	SW8270C	1	0.18	4.0	39	ug/Kg
Acenaphthene	SW8270C	1	0.16	4.0	10.	ug/Kg
Fluorene	SW8270C	1	0.27	4.0	29	ug/Kg
Phenanthrene	SW8270C	1	0.59	4.0	140	ug/Kg
Anthracene	SW8270C	1	0.53	4.0	5.7	ug/Kg
Fluoranthene	SW8270C	1	0.53	4.0	20	ug/Kg
Pyrene	SW8270C	1	0.55	4.0	38	ug/Kg
Benz[a]anthracene	SW8270C	1	0.46	4.0	72	ug/Kg
Chrysene	SW8270C	1	0.49	4.0	26	ug/Kg
Benzo[b]fluoranthene	SW8270C	1	0.24	4.0	15	ug/Kg
Benzo[g,h,i]perylene	SW8270C	1	0.27	4.0	5.6	ug/Kg

Torrent LABORATORY, INC.

Sample Result Summary

Report prepared for: Peter Sims
Farallon Consulting

Date Received: 02/11/22
Date Reported: 02/21/22

SV-7-5.0

2202144-013

Parameters:	Analysis Method	DF	MDL	PQL	Results	Unit
TPH as Gasoline	8260TPH	1	43	100	1200	ug/Kg
Arsenic	SW6010B	1	0.15	1.30	7.75	mg/Kg
Barium	SW6010B	1	0.055	5.00	271	mg/Kg
Chromium	SW6010B	1	0.075	5.00	67.0	mg/Kg
Cobalt	SW6010B	1	0.070	5.00	19.3	mg/Kg
Copper	SW6010B	1	0.20	5.00	75.5	mg/Kg
Lead	SW6010B	1	0.10	3.00	386	mg/Kg
Nickel	SW6010B	1	0.50	5.00	102	mg/Kg
Vanadium	SW6010B	1	0.10	5.00	49.0	mg/Kg
Zinc	SW6010B	1	0.30	5.00	179	mg/Kg
TPH as Diesel	SW8015B	1	1.7	4.0	73.9	mg/Kg
TPH as Motor Oil	SW8015B	1	6.4	20	138	mg/Kg
Toluene	SW8260B	1	1.8	10	10.4	ug/Kg
Ethylbenzene	SW8260B	1	1.7	10	30.4	ug/Kg
m,p-Xylene	SW8260B	1	3.2	10	87.9	ug/Kg
o-Xylene	SW8260B	1	1.7	10	26.2	ug/Kg
1,1,2,2-Tetrachloroethane	SW8260B	1	1.9	10	22.8	ug/Kg
p-Isopropyltoluene	SW8260B	1	1.5	10	11.8	ug/Kg
2-Butanone	SW8260B	1	2.3	10.0	11.3	ug/Kg
Naphthalene	SW8270C	1	0.51	4.0	70	ug/Kg
2-Methylnaphthalene	SW8270C	1	0.22	4.0	41	ug/Kg
1-Methylnaphthalene	SW8270C	1	0.18	4.0	20	ug/Kg
Fluorene	SW8270C	1	0.27	4.0	12	ug/Kg
Phenanthrene	SW8270C	1	0.59	4.0	51	ug/Kg
Fluoranthene	SW8270C	1	0.53	4.0	9.1	ug/Kg
Pyrene	SW8270C	1	0.55	4.0	12	ug/Kg
Chrysene	SW8270C	1	0.49	4.0	12	ug/Kg
Benzo[b]fluoranthene	SW8270C	1	0.24	4.0	13	ug/Kg

Torrent LABORATORY, INC.

Sample Result Summary

Report prepared for: Peter Sims
Farallon Consulting

Date Received: 02/11/22
Date Reported: 02/21/22

SV-7-10.0

2202144-014

Parameters:	Analysis Method	DF	MDL	PQL	Results	Unit
TPH as Gasoline	8260TPH	1	43	100	508	ug/Kg
Arsenic	SW6010B	1	0.15	1.30	8.10	mg/Kg
Barium	SW6010B	1	0.055	5.00	269	mg/Kg
Chromium	SW6010B	1	0.075	5.00	65.5	mg/Kg
Cobalt	SW6010B	1	0.070	5.00	19.4	mg/Kg
Copper	SW6010B	1	0.20	5.00	51.5	mg/Kg
Lead	SW6010B	1	0.10	3.00	17.9	mg/Kg
Nickel	SW6010B	1	0.50	5.00	98.0	mg/Kg
Vanadium	SW6010B	1	0.10	5.00	49.4	mg/Kg
Zinc	SW6010B	1	0.30	5.00	79.0	mg/Kg
TPH as Diesel	SW8015B	1	1.7	4.0	57.6	mg/Kg
TPH as Motor Oil	SW8015B	1	6.4	20	158	mg/Kg
Chlorobenzene	SW8260B	1	1.8	10	14.4	ug/Kg
Naphthalene	SW8270C	1	0.51	4.0	45	ug/Kg
2-Methylnaphthalene	SW8270C	1	0.22	4.0	29	ug/Kg
1-Methylnaphthalene	SW8270C	1	0.18	4.0	14	ug/Kg
Fluorene	SW8270C	1	0.27	4.0	10	ug/Kg
Phenanthrene	SW8270C	1	0.59	4.0	36	ug/Kg
Fluoranthene	SW8270C	1	0.53	4.0	5.9	ug/Kg
Pyrene	SW8270C	1	0.55	4.0	8.5	ug/Kg
Chrysene	SW8270C	1	0.49	4.0	10	ug/Kg
Benzo[b]fluoranthene	SW8270C	1	0.24	4.0	11	ug/Kg
Benzo[a]pyrene	SW8270C	1	0.28	4.0	10	ug/Kg

Torrent LABORATORY, INC.

Sample Result Summary

Report prepared for: Peter Sims
Farallon Consulting

Date Received: 02/11/22
Date Reported: 02/21/22

IDW-1
2202144-015

Parameters:	Analysis Method	DF	MDL	PQL	Results	Unit
TPH as Gasoline	8260TPH	1	43	100	875	ug/Kg
Arsenic	SW6010B	1	0.15	1.30	2.80	mg/Kg
Barium	SW6010B	1	0.055	5.00	253	mg/Kg
Chromium	SW6010B	1	0.075	5.00	16.0	mg/Kg
Cobalt	SW6010B	1	0.070	5.00	5.20	mg/Kg
Copper	SW6010B	1	0.20	5.00	15.6	mg/Kg
Lead	SW6010B	1	0.10	3.00	5.35	mg/Kg
Nickel	SW6010B	1	0.50	5.00	18.0	mg/Kg
Vanadium	SW6010B	1	0.10	5.00	19.7	mg/Kg
Zinc	SW6010B	1	0.30	5.00	27.1	mg/Kg
TPH as Diesel	SW8015B	10	17	40	765	mg/Kg
TPH as Motor Oil	SW8015B	10	64	200	427	mg/Kg
Freon 113	SW8260B	1	1.9	10	85.5	ug/Kg
1,1,2,2-Tetrachloroethane	SW8260B	1	1.9	10	18.6	ug/Kg
Naphthalene	SW8270C	2	1.0	7.9	20	ug/Kg
2-Methylnaphthalene	SW8270C	2	0.45	7.9	32	ug/Kg
1-Methylnaphthalene	SW8270C	2	0.37	7.9	16	ug/Kg
Acenaphthelene	SW8270C	2	0.37	7.9	8.5	ug/Kg
Acenaphthene	SW8270C	2	0.32	7.9	35	ug/Kg
Fluorene	SW8270C	2	0.54	7.9	45	ug/Kg
Phenanthrene	SW8270C	2	1.2	7.9	160	ug/Kg
Fluoranthene	SW8270C	2	1.1	7.9	9.2	ug/Kg
Pyrene	SW8270C	2	1.1	7.9	14	ug/Kg
Benz[a]anthracene	SW8270C	2	0.93	7.9	3.5	ug/Kg
Chrysene	SW8270C	2	0.98	7.9	14	ug/Kg

Torrent LABORATORY, INC.

SAMPLE RESULTS

Report prepared for: Peter Sims
Farallon Consulting

Date/Time Received: 02/11/22, 3:34 pm
Date Reported: 02/21/22

Client Sample ID:	SV-1-5.0	**Lab Sample ID:**	2202144-001A
Project Name/Location:	1035 Commercial Court	**Sample Matrix:**	Soil
Project Number:	1071-047		
Date/Time Sampled:	02/11/22 / 8:40		
SDG:			

Prep Method:	7471BP	**Prep Batch Date/Time:**	2/17/22 11:45:00AM
Prep Batch ID:	1139276	**Prep Analyst:**	ATRUONG

Parameters:	Analysis Method	DF	MDL	PQL	Results	Q	Units	Analyzed	Time	By	Analytical Batch
Mercury	SW7471B	1	0.083	0.50	ND		mg/Kg	02/18/22	11:36	BJAY	463691

Torrent LABORATORY, INC.

SAMPLE RESULTS

Report prepared for: Peter Sims
Farallon Consulting

Date/Time Received: 02/11/22, 3:34 pm
Date Reported: 02/21/22

Client Sample ID:	SV-1-5.0	**Lab Sample ID:**	2202144-001A
Project Name/Location:	1035 Commercial Court	**Sample Matrix:**	Soil
Project Number:	1071-047		
Date/Time Sampled:	02/11/22 / 8:40		
SDG:			

Prep Method:	3050B	**Prep Batch Date/Time:**	2/17/22 11:40:00PM
Prep Batch ID:	1139277	**Prep Analyst:**	ATRUONG

Parameters:	Analysis Method	DF	MDL	PQL	Results	Q	Units	Analyzed	Time	By	Analytical Batch
Antimony	SW6010B	1	0.050	5.00	ND		mg/Kg	02/17/22	18:51	ERR	463673
Arsenic	SW6010B	1	0.15	1.30	**4.11**		mg/Kg	02/17/22	18:51	ERR	463673
Barium	SW6010B	1	0.055	5.00	**535**		mg/Kg	02/17/22	18:51	ERR	463673
Beryllium	SW6010B	1	0.055	5.00	ND		mg/Kg	02/17/22	18:51	ERR	463673
Cadmium	SW6010B	1	0.10	5.00	ND		mg/Kg	02/17/22	18:51	ERR	463673
Chromium	SW6010B	1	0.075	5.00	**30.5**		mg/Kg	02/17/22	18:51	ERR	463673
Cobalt	SW6010B	1	0.070	5.00	**7.50**		mg/Kg	02/17/22	18:51	ERR	463673
Copper	SW6010B	1	0.20	5.00	**20.7**		mg/Kg	02/17/22	18:51	ERR	463673
Lead	SW6010B	1	0.10	3.00	**3.88**		mg/Kg	02/17/22	18:51	ERR	463673
Molybdenum	SW6010B	1	0.050	5.00	ND		mg/Kg	02/17/22	18:51	ERR	463673
Nickel	SW6010B	1	0.50	5.00	**25.9**		mg/Kg	02/17/22	18:51	ERR	463673
Selenium	SW6010B	1	0.22	5.00	ND		mg/Kg	02/17/22	18:51	ERR	463673
Silver	SW6010B	1	0.15	1.00	ND		mg/Kg	02/17/22	18:51	ERR	463673
Thallium	SW6010B	1	0.55	5.00	ND		mg/Kg	02/17/22	18:51	ERR	463673
Vanadium	SW6010B	1	0.10	5.00	**29.6**		mg/Kg	02/17/22	18:51	ERR	463673
Zinc	SW6010B	1	0.30	5.00	**27.8**		mg/Kg	02/17/22	18:51	ERR	463673

Torrent LABORATORY, INC.

SAMPLE RESULTS

Report prepared for: Peter Sims
Farallon Consulting

Date/Time Received: 02/11/22, 3:34 pm
Date Reported: 02/21/22

Client Sample ID:	SV-1-5.0	**Lab Sample ID:**	2202144-001A
Project Name/Location:	1035 Commercial Court	**Sample Matrix:**	Soil
Project Number:	1071-047		
Date/Time Sampled:	02/11/22 / 8:40		
SDG:			

Prep Method:	3546_PAHSIM	**Prep Batch Date/Time:**	2/14/22 11:52:00AM
Prep Batch ID:	1139161	**Prep Analyst:**	KAURN

Parameters:	Analysis Method	DF	MDL	PQL	Results	Q	Units	Analyzed	Time	By	Analytical Batch
Naphthalene	SW8270C	1	0.51	4.0	ND		ug/Kg	02/14/22	14:05	MT	463558
2-Methylnaphthalene	SW8270C	1	0.22	4.0	**8.8**		ug/Kg	02/14/22	14:05	MT	463558
1-Methylnaphthalene	SW8270C	1	0.18	4.0	ND		ug/Kg	02/14/22	14:05	MT	463558
Acenaphthelene	SW8270C	1	0.19	4.0	ND		ug/Kg	02/14/22	14:05	MT	463558
Acenaphthene	SW8270C	1	0.16	4.0	ND		ug/Kg	02/14/22	14:05	MT	463558
Fluorene	SW8270C	1	0.27	4.0	ND		ug/Kg	02/14/22	14:05	MT	463558
Phenanthrene	SW8270C	1	0.59	4.0	**7.3**		ug/Kg	02/14/22	14:05	MT	463558
Anthracene	SW8270C	1	0.53	4.0	ND		ug/Kg	02/14/22	14:05	MT	463558
Fluoranthene	SW8270C	1	0.53	4.0	ND		ug/Kg	02/14/22	14:05	MT	463558
Pyrene	SW8270C	1	0.55	4.0	ND		ug/Kg	02/14/22	14:05	MT	463558
Benz[a]anthracene	SW8270C	1	0.46	4.0	ND		ug/Kg	02/14/22	14:05	MT	463558
Chrysene	SW8270C	1	0.49	4.0	ND		ug/Kg	02/14/22	14:05	MT	463558
Benzo[b]fluoranthene	SW8270C	1	0.24	4.0	ND		ug/Kg	02/14/22	14:05	MT	463558
Benzo[k]fluoranthene	SW8270C	1	0.23	4.0	ND		ug/Kg	02/14/22	14:05	MT	463558
Benzo[a]pyrene	SW8270C	1	0.28	4.0	ND		ug/Kg	02/14/22	14:05	MT	463558
Indeno[1,2,3-cd]pyrene	SW8270C	1	0.22	4.0	ND		ug/Kg	02/14/22	14:05	MT	463558
Dibenz[a,h]anthracene	SW8270C	1	0.27	4.0	ND		ug/Kg	02/14/22	14:05	MT	463558
Benzo[g,h,i]perylene	SW8270C	1	0.27	4.0	ND		ug/Kg	02/14/22	14:05	MT	463558
			Acceptance Limits								
2-Fluorobiphenyl (S)	SW8270C		45 - 125		**80**		%	02/14/22	14:05	MT	463558
p-Terphenyl-d14 (S)	SW8270C		30 - 125		**82**		%	02/14/22	14:05	MT	463558

Torrent LABORATORY, INC.

SAMPLE RESULTS

Report prepared for: Peter Sims
Farallon Consulting

Date/Time Received: 02/11/22, 3:34 pm
Date Reported: 02/21/22

Client Sample ID:	SV-1-5.0	**Lab Sample ID:**	2202144-001A
Project Name/Location:	1035 Commercial Court	**Sample Matrix:**	Soil
Project Number:	1071-047		
Date/Time Sampled:	02/11/22 / 8:40		
SDG:			

Prep Method:	3546_TPH	**Prep Batch Date/Time:**	2/14/22 10:55:00AM
Prep Batch ID:	1139158	**Prep Analyst:**	NBAIN

Parameters:	Analysis Method	DF	MDL	PQL	Results	Q	Units	Analyzed	Time	By	Analytical Batch
TPH as Diesel	SW8015B	10	8.5	20	**346**	x	mg/Kg	02/15/22	10:41	SN	463672
TPH as Motor Oil	SW8015B	10	32	100	**351**		mg/Kg	02/15/22	10:41	SN	463672
			Acceptance Limits								
Pentacosane (S)	SW8015B		45 - 130		**107**		%	02/15/22	10:41	SN	463672

NOTE: x- Chromatographic pattern does not resemble typical diesel reference standard; unknown organics within diesel range slightly heavier than diesel quantified as diesel.

Torrent LABORATORY, INC.

SAMPLE RESULTS

Report prepared for: Peter Sims
Farallon Consulting

Date/Time Received: 02/11/22, 3:34 pm
Date Reported: 02/21/22

Client Sample ID:	SV-1-5.0	**Lab Sample ID:**	2202144-001A
Project Name/Location:	1035 Commercial Court	**Sample Matrix:**	Soil
Project Number:	1071-047		
Date/Time Sampled:	02/11/22 / 8:40		
SDG:			

Prep Method:	5035	**Prep Batch Date/Time:**	2/18/22 10:06:00AM
Prep Batch ID:	1139333	**Prep Analyst:**	CSACH

Parameters:	Analysis Method	DF	MDL	PQL	Results	Q	Units	Analyzed	Time	By	Analytical Batch
Dichlorodifluoromethane	SW8260B	1	1.2	10	ND		ug/Kg	02/18/22	16:12	BP	463711
Chloromethane	SW8260B	1	1.8	10	ND		ug/Kg	02/18/22	16:12	BP	463711
Vinyl Chloride	SW8260B	1	2.0	10	ND		ug/Kg	02/18/22	16:12	BP	463711
Bromomethane	SW8260B	1	2.7	10	ND		ug/Kg	02/18/22	16:12	BP	463711
Chloroethane	SW8260B	1	3.0	10	ND		ug/Kg	02/18/22	16:12	BP	463711
Trichlorofluoromethane	SW8260B	1	2.1	10	ND		ug/Kg	02/18/22	16:12	BP	463711
1,1-Dichloroethene	SW8260B	1	2.0	10	ND		ug/Kg	02/18/22	16:12	BP	463711
Freon 113	SW8260B	1	1.9	10	ND		ug/Kg	02/18/22	16:12	BP	463711
Methylene Chloride	SW8260B	1	7.1	10	ND		ug/Kg	02/18/22	16:12	BP	463711
trans-1,2-Dichloroethene	SW8260B	1	2.1	10	ND		ug/Kg	02/18/22	16:12	BP	463711
MTBE	SW8260B	1	2.3	10	ND		ug/Kg	02/18/22	16:12	BP	463711
TBA	SW8260B	1	12	50	ND		ug/Kg	02/18/22	16:12	BP	463711
Diisopropyl ether	SW8260B	1	2.3	10	ND		ug/Kg	02/18/22	16:12	BP	463711
1,1-Dichloroethane	SW8260B	1	2.2	10	ND		ug/Kg	02/18/22	16:12	BP	463711
Ethyl tert-Butyl ether	SW8260B	1	2.3	10	ND		ug/Kg	02/18/22	16:12	BP	463711
cis-1,2-Dichloroethene	SW8260B	1	2.2	10	ND		ug/Kg	02/18/22	16:12	BP	463711
2,2-Dichloropropane	SW8260B	1	1.9	10	ND		ug/Kg	02/18/22	16:12	BP	463711
Bromochloromethane	SW8260B	1	2.3	10	ND		ug/Kg	02/18/22	16:12	BP	463711
Chloroform	SW8260B	1	2.4	10	ND		ug/Kg	02/18/22	16:12	BP	463711
Carbon Tetrachloride	SW8260B	1	2.1	10	ND		ug/Kg	02/18/22	16:12	BP	463711
1,1,1-Trichloroethane	SW8260B	1	2.1	10	ND		ug/Kg	02/18/22	16:12	BP	463711
1,1-Dichloropropene	SW8260B	1	2.0	10	ND		ug/Kg	02/18/22	16:12	BP	463711
Benzene	SW8260B	1	2.2	10	ND		ug/Kg	02/18/22	16:12	BP	463711
TAME	SW8260B	1	2.3	10	ND		ug/Kg	02/18/22	16:12	BP	463711
1,2-Dichloroethane	SW8260B	1	2.3	10	ND		ug/Kg	02/18/22	16:12	BP	463711
Trichloroethylene	SW8260B	1	1.8	10	ND		ug/Kg	02/18/22	16:12	BP	463711
Dibromomethane	SW8260B	1	1.8	10	ND		ug/Kg	02/18/22	16:12	BP	463711
1,2-Dichloropropane	SW8260B	1	1.9	10	ND		ug/Kg	02/18/22	16:12	BP	463711
Bromodichloromethane	SW8260B	1	2.0	10	ND		ug/Kg	02/18/22	16:12	BP	463711
cis-1,3-Dichloropropene	SW8260B	1	1.6	10	ND		ug/Kg	02/18/22	16:12	BP	463711
Toluene	SW8260B	1	1.8	10	ND		ug/Kg	02/18/22	16:12	BP	463711
Tetrachloroethene	SW8260B	1	1.7	10	ND		ug/Kg	02/18/22	16:12	BP	463711
trans-1,3-Dichloropropene	SW8260B	1	1.6	10	ND		ug/Kg	02/18/22	16:12	BP	463711
1,1,2-Trichloroethane	SW8260B	1	1.8	10	ND		ug/Kg	02/18/22	16:12	BP	463711
Dibromochloromethane	SW8260B	1	1.9	10	ND		ug/Kg	02/18/22	16:12	BP	463711
1,3-Dichloropropane	SW8260B	1	1.8	10	ND		ug/Kg	02/18/22	16:12	BP	463711
1,2-Dibromoethane	SW8260B	1	1.8	10	ND		ug/Kg	02/18/22	16:12	BP	463711
Chlorobenzene	SW8260B	1	1.8	10	ND		ug/Kg	02/18/22	16:12	BP	463711
Ethylbenzene	SW8260B	1	1.7	10	ND		ug/Kg	02/18/22	16:12	BP	463711

Torrent LABORATORY, INC.

SAMPLE RESULTS

Report prepared for: Peter Sims
Farallon Consulting

Date/Time Received: 02/11/22, 3:34 pm
Date Reported: 02/21/22

Client Sample ID:	SV-1-5.0	**Lab Sample ID:**	2202144-001A
Project Name/Location:	1035 Commercial Court	**Sample Matrix:**	Soil
Project Number:	1071-047		
Date/Time Sampled:	02/11/22 / 8:40		
SDG:			

Prep Method:	5035	**Prep Batch Date/Time:**	2/18/22 10:06:00AM
Prep Batch ID:	1139333	**Prep Analyst:**	CSACH

Parameters:	Analysis Method	DF	MDL	PQL	Results	Q	Units	Analyzed	Time	By	Analytical Batch
1,1,1,2-Tetrachloroethane	SW8260B	1	1.9	10	ND		ug/Kg	02/18/22	16:12	BP	463711
m,p-Xylene	SW8260B	1	3.2	10	ND		ug/Kg	02/18/22	16:12	BP	463711
o-Xylene	SW8260B	1	1.7	10	ND		ug/Kg	02/18/22	16:12	BP	463711
Styrene	SW8260B	1	1.6	10	ND		ug/Kg	02/18/22	16:12	BP	463711
Bromoform	SW8260B	1	1.7	10	ND		ug/Kg	02/18/22	16:12	BP	463711
Isopropyl Benzene	SW8260B	1	1.6	10	ND		ug/Kg	02/18/22	16:12	BP	463711
n-Propylbenzene	SW8260B	1	1.6	10	ND		ug/Kg	02/18/22	16:12	BP	463711
Bromobenzene	SW8260B	1	1.8	10	ND		ug/Kg	02/18/22	16:12	BP	463711
1,1,2,2-Tetrachloroethane	SW8260B	1	1.9	10	ND		ug/Kg	02/18/22	16:12	BP	463711
2-Chlorotoluene	SW8260B	1	1.8	10	ND		ug/Kg	02/18/22	16:12	BP	463711
1,3,5-Trimethylbenzene	SW8260B	1	1.6	10	ND		ug/Kg	02/18/22	16:12	BP	463711
1,2,3-Trichloropropane	SW8260B	1	1.9	10	ND		ug/Kg	02/18/22	16:12	BP	463711
4-Chlorotoluene	SW8260B	1	1.6	10	ND		ug/Kg	02/18/22	16:12	BP	463711
tert-Butylbenzene	SW8260B	1	1.6	10	ND		ug/Kg	02/18/22	16:12	BP	463711
1,2,4-Trimethylbenzene	SW8260B	1	1.4	10	ND		ug/Kg	02/18/22	16:12	BP	463711
sec-Butyl Benzene	SW8260B	1	1.6	10	ND		ug/Kg	02/18/22	16:12	BP	463711
p-Isopropyltoluene	SW8260B	1	1.5	10	ND		ug/Kg	02/18/22	16:12	BP	463711
1,3-Dichlorobenzene	SW8260B	1	1.7	10	ND		ug/Kg	02/18/22	16:12	BP	463711
1,4-Dichlorobenzene	SW8260B	1	1.7	10	ND		ug/Kg	02/18/22	16:12	BP	463711
n-Butylbenzene	SW8260B	1	1.5	10	ND		ug/Kg	02/18/22	16:12	BP	463711
1,2-Dichlorobenzene	SW8260B	1	1.8	10	ND		ug/Kg	02/18/22	16:12	BP	463711
1,2-Dibromo-3-Chloropropane	SW8260B	1	1.8	10	ND		ug/Kg	02/18/22	16:12	BP	463711
Hexachlorobutadiene	SW8260B	1	1.4	10	ND		ug/Kg	02/18/22	16:12	BP	463711
1,2,4-Trichlorobenzene	SW8260B	1	1.5	10	ND		ug/Kg	02/18/22	16:12	BP	463711
Naphthalene	SW8260B	1	1.7	10	ND		ug/Kg	02/18/22	16:12	BP	463711
1,2,3-Trichlorobenzene	SW8260B	1	1.7	10	ND		ug/Kg	02/18/22	16:12	BP	463711
2-Butanone	SW8260B	1	2.3	10.0	ND		ug/Kg	02/18/22	16:12	BP	463711
(S) Dibromofluoromethane	SW8260B		59.8 - 148		**104**		%	02/18/22	16:12	BP	463711
(S) Toluene-d8	SW8260B		55.2 - 133		**101**		%	02/18/22	16:12	BP	463711
(S) 4-Bromofluorobenzene	SW8260B		55.8 - 141		**131**		%	02/18/22	16:12	BP	463711

Torrent LABORATORY, INC.

SAMPLE RESULTS

Report prepared for: Peter Sims
Farallon Consulting

Date/Time Received: 02/11/22, 3:34 pm
Date Reported: 02/21/22

Client Sample ID:	SV-1-5.0	**Lab Sample ID:**	2202144-001A
Project Name/Location:	1035 Commercial Court	**Sample Matrix:**	Soil
Project Number:	1071-047		
Date/Time Sampled:	02/11/22 / 8:40		
SDG:			

Prep Method:	5035GRO	**Prep Batch Date/Time:**	2/18/22	10:06:00AM
Prep Batch ID:	1139334	**Prep Analyst:**	CSACH	

Parameters:	Analysis Method	DF	MDL	PQL	Results	Q	Units	Analyzed	Time	By	Analytical Batch
TPH as Gasoline	8260TPH	1	43	100	ND		ug/Kg	02/18/22	16:12	CS	463711
(S) 4-Bromofluorobenzene	8260TPH		43.9 - 127		**77.0**		%	02/18/22	16:12	CS	463711

Torrent LABORATORY, INC.

SAMPLE RESULTS

Report prepared for: Peter Sims
Farallon Consulting

Date/Time Received: 02/11/22, 3:34 pm
Date Reported: 02/21/22

Client Sample ID:	SV-1-10.0	**Lab Sample ID:**	2202144-002A
Project Name/Location:	1035 Commercial Court	**Sample Matrix:**	Soil
Project Number:	1071-047		
Date/Time Sampled:	02/11/22 / 8:45		
SDG:			

Prep Method:	7471BP	**Prep Batch Date/Time:**	2/17/22 11:45:00AM
Prep Batch ID:	1139276	**Prep Analyst:**	ATRUONG

Parameters:	Analysis Method	DF	MDL	PQL	Results	Q	Units	Analyzed	Time	By	Analytical Batch
Mercury	SW7471B	1	0.083	0.50	ND		mg/Kg	02/18/22	11:38	BJAY	463691

Torrent LABORATORY, INC.

SAMPLE RESULTS

Report prepared for: Peter Sims
Farallon Consulting

Date/Time Received: 02/11/22, 3:34 pm
Date Reported: 02/21/22

Client Sample ID:	SV-1-10.0	**Lab Sample ID:**	2202144-002A
Project Name/Location:	1035 Commercial Court	**Sample Matrix:**	Soil
Project Number:	1071-047		
Date/Time Sampled:	02/11/22 / 8:45		
SDG:			

Prep Method:	3050B	**Prep Batch Date/Time:**	2/17/22 11:40:00PM
Prep Batch ID:	1139277	**Prep Analyst:**	ATRUONG

Parameters:	Analysis Method	DF	MDL	PQL	Results	Q	Units	Analyzed	Time	By	Analytical Batch
Antimony	SW6010B	1	0.050	5.00	ND		mg/Kg	02/17/22	18:53	ERR	463673
Arsenic	SW6010B	1	0.15	1.30	**6.40**		mg/Kg	02/17/22	18:53	ERR	463673
Barium	SW6010B	1	0.055	5.00	**194**		mg/Kg	02/17/22	18:53	ERR	463673
Beryllium	SW6010B	1	0.055	5.00	ND		mg/Kg	02/17/22	18:53	ERR	463673
Cadmium	SW6010B	1	0.10	5.00	ND		mg/Kg	02/17/22	18:53	ERR	463673
Chromium	SW6010B	1	0.075	5.00	**66.0**		mg/Kg	02/17/22	18:53	ERR	463673
Cobalt	SW6010B	1	0.070	5.00	**13.4**		mg/Kg	02/17/22	18:53	ERR	463673
Copper	SW6010B	1	0.20	5.00	**37.6**		mg/Kg	02/17/22	18:53	ERR	463673
Lead	SW6010B	1	0.10	3.00	**14.1**		mg/Kg	02/17/22	18:53	ERR	463673
Molybdenum	SW6010B	1	0.050	5.00	ND		mg/Kg	02/17/22	18:53	ERR	463673
Nickel	SW6010B	1	0.50	5.00	**98.0**		mg/Kg	02/17/22	18:53	ERR	463673
Selenium	SW6010B	1	0.22	5.00	ND		mg/Kg	02/17/22	18:53	ERR	463673
Silver	SW6010B	1	0.15	1.00	ND		mg/Kg	02/17/22	18:53	ERR	463673
Thallium	SW6010B	1	0.55	5.00	ND		mg/Kg	02/17/22	18:53	ERR	463673
Vanadium	SW6010B	1	0.10	5.00	**37.4**		mg/Kg	02/17/22	18:53	ERR	463673
Zinc	SW6010B	1	0.30	5.00	**64.5**		mg/Kg	02/17/22	18:53	ERR	463673

Torrent LABORATORY, INC.

SAMPLE RESULTS

Report prepared for: Peter Sims
Farallon Consulting

Date/Time Received: 02/11/22, 3:34 pm
Date Reported: 02/21/22

Client Sample ID:	SV-1-10.0	**Lab Sample ID:**	2202144-002A
Project Name/Location:	1035 Commercial Court	**Sample Matrix:**	Soil
Project Number:	1071-047		
Date/Time Sampled:	02/11/22 / 8:45		
SDG:			

Prep Method:	3546_PAHSIM	**Prep Batch Date/Time:**	2/14/22 11:52:00AM
Prep Batch ID:	1139161	**Prep Analyst:**	KAURN

Parameters:	Analysis Method	DF	MDL	PQL	Results	Q	Units	Analyzed	Time	By	Analytical Batch
Naphthalene	SW8270C	1	0.51	4.0	**16**		ug/Kg	02/14/22	14:36	MT	463558
2-Methylnaphthalene	SW8270C	1	0.22	4.0	**16**		ug/Kg	02/14/22	14:36	MT	463558
1-Methylnaphthalene	SW8270C	1	0.18	4.0	**12**		ug/Kg	02/14/22	14:36	MT	463558
Acenaphthelene	SW8270C	1	0.19	4.0	ND		ug/Kg	02/14/22	14:36	MT	463558
Acenaphthene	SW8270C	1	0.16	4.0	**51**		ug/Kg	02/14/22	14:36	MT	463558
Fluorene	SW8270C	1	0.27	4.0	**79**		ug/Kg	02/14/22	14:36	MT	463558
Phenanthrene	SW8270C	1	0.59	4.0	**150**		ug/Kg	02/14/22	14:36	MT	463558
Anthracene	SW8270C	1	0.53	4.0	**8.3**		ug/Kg	02/14/22	14:36	MT	463558
Fluoranthene	SW8270C	1	0.53	4.0	**28**		ug/Kg	02/14/22	14:36	MT	463558
Pyrene	SW8270C	1	0.55	4.0	**27**		ug/Kg	02/14/22	14:36	MT	463558
Benz[a]anthracene	SW8270C	1	0.46	4.0	**4.7**		ug/Kg	02/14/22	14:36	MT	463558
Chrysene	SW8270C	1	0.49	4.0	**13**		ug/Kg	02/14/22	14:36	MT	463558
Benzo[b]fluoranthene	SW8270C	1	0.24	4.0	**9.6**		ug/Kg	02/14/22	14:36	MT	463558
Benzo[k]fluoranthene	SW8270C	1	0.23	4.0	ND		ug/Kg	02/14/22	14:36	MT	463558
Benzo[a]pyrene	SW8270C	1	0.28	4.0	**4.3**		ug/Kg	02/14/22	14:36	MT	463558
Indeno[1,2,3-cd]pyrene	SW8270C	1	0.22	4.0	**7.8**		ug/Kg	02/14/22	14:36	MT	463558
Dibenz[a,h]anthracene	SW8270C	1	0.27	4.0	ND		ug/Kg	02/14/22	14:36	MT	463558
Benzo[g,h,i]perylene	SW8270C	1	0.27	4.0	**8.9**		ug/Kg	02/14/22	14:36	MT	463558
			Acceptance Limits								
2-Fluorobiphenyl (S)	SW8270C		45 - 125		**72**		%	02/14/22	14:36	MT	463558
p-Terphenyl-d14 (S)	SW8270C		30 - 125		**81**		%	02/14/22	14:36	MT	463558

Torrent LABORATORY, INC.

SAMPLE RESULTS

Report prepared for: Peter Sims
Farallon Consulting

Date/Time Received: 02/11/22, 3:34 pm
Date Reported: 02/21/22

Client Sample ID:	SV-1-10.0	**Lab Sample ID:**	2202144-002A
Project Name/Location:	1035 Commercial Court	**Sample Matrix:**	Soil
Project Number:	1071-047		
Date/Time Sampled:	02/11/22 / 8:45		
SDG:			

Prep Method:	3546_TPH	**Prep Batch Date/Time:**	2/14/22	10:55:00AM
Prep Batch ID:	1139158	**Prep Analyst:**	NBAIN	

Parameters:	Analysis Method	DF	MDL	PQL	Results	Q	Units	Analyzed	Time	By	Analytical Batch
TPH as Diesel	SW8015B	1	0.85	2.0	**12.5**	x	mg/Kg	02/15/22	6:14	SN	463672
TPH as Motor Oil	SW8015B	1	3.2	10	**44.8**		mg/Kg	02/15/22	6:14	SN	463672
			Acceptance Limits								
Pentacosane (S)	SW8015B		45 - 130		**80.8**		%	02/15/22	6:14	SN	463672

NOTE: x-Diesel value the result of overlap of Oil range into Diesel range

Torrent LABORATORY, INC.

SAMPLE RESULTS

Report prepared for: Peter Sims
Farallon Consulting

Date/Time Received: 02/11/22, 3:34 pm
Date Reported: 02/21/22

Client Sample ID:	SV-1-10.0	**Lab Sample ID:**	2202144-002A
Project Name/Location:	1035 Commercial Court	**Sample Matrix:**	Soil
Project Number:	1071-047		
Date/Time Sampled:	02/11/22 / 8:45		
SDG:			

Prep Method:	5035	**Prep Batch Date/Time:**	2/18/22 10:06:00AM
Prep Batch ID:	1139333	**Prep Analyst:**	CSACH

Parameters:	Analysis Method	DF	MDL	PQL	Results	Q	Units	Analyzed	Time	By	Analytical Batch
Dichlorodifluoromethane	SW8260B	1	1.2	10	ND		ug/Kg	02/18/22	16:40	BP	463711
Chloromethane	SW8260B	1	1.8	10	ND		ug/Kg	02/18/22	16:40	BP	463711
Vinyl Chloride	SW8260B	1	2.0	10	ND		ug/Kg	02/18/22	16:40	BP	463711
Bromomethane	SW8260B	1	2.7	10	ND		ug/Kg	02/18/22	16:40	BP	463711
Chloroethane	SW8260B	1	3.0	10	ND		ug/Kg	02/18/22	16:40	BP	463711
Trichlorofluoromethane	SW8260B	1	2.1	10	ND		ug/Kg	02/18/22	16:40	BP	463711
1,1-Dichloroethene	SW8260B	1	2.0	10	ND		ug/Kg	02/18/22	16:40	BP	463711
Freon 113	SW8260B	1	1.9	10	ND		ug/Kg	02/18/22	16:40	BP	463711
Methylene Chloride	SW8260B	1	7.1	10	ND		ug/Kg	02/18/22	16:40	BP	463711
trans-1,2-Dichloroethene	SW8260B	1	2.1	10	ND		ug/Kg	02/18/22	16:40	BP	463711
MTBE	SW8260B	1	2.3	10	ND		ug/Kg	02/18/22	16:40	BP	463711
TBA	SW8260B	1	12	50	ND		ug/Kg	02/18/22	16:40	BP	463711
Diisopropyl ether	SW8260B	1	2.3	10	ND		ug/Kg	02/18/22	16:40	BP	463711
1,1-Dichloroethane	SW8260B	1	2.2	10	ND		ug/Kg	02/18/22	16:40	BP	463711
Ethyl tert-Butyl ether	SW8260B	1	2.3	10	ND		ug/Kg	02/18/22	16:40	BP	463711
cis-1,2-Dichloroethene	SW8260B	1	2.2	10	ND		ug/Kg	02/18/22	16:40	BP	463711
2,2-Dichloropropane	SW8260B	1	1.9	10	ND		ug/Kg	02/18/22	16:40	BP	463711
Bromochloromethane	SW8260B	1	2.3	10	ND		ug/Kg	02/18/22	16:40	BP	463711
Chloroform	SW8260B	1	2.4	10	ND		ug/Kg	02/18/22	16:40	BP	463711
Carbon Tetrachloride	SW8260B	1	2.1	10	ND		ug/Kg	02/18/22	16:40	BP	463711
1,1,1-Trichloroethane	SW8260B	1	2.1	10	ND		ug/Kg	02/18/22	16:40	BP	463711
1,1-Dichloropropene	SW8260B	1	2.0	10	ND		ug/Kg	02/18/22	16:40	BP	463711
Benzene	SW8260B	1	2.2	10	ND		ug/Kg	02/18/22	16:40	BP	463711
TAME	SW8260B	1	2.3	10	ND		ug/Kg	02/18/22	16:40	BP	463711
1,2-Dichloroethane	SW8260B	1	2.3	10	ND		ug/Kg	02/18/22	16:40	BP	463711
Trichloroethylene	SW8260B	1	1.8	10	ND		ug/Kg	02/18/22	16:40	BP	463711
Dibromomethane	SW8260B	1	1.8	10	ND		ug/Kg	02/18/22	16:40	BP	463711
1,2-Dichloropropane	SW8260B	1	1.9	10	ND		ug/Kg	02/18/22	16:40	BP	463711
Bromodichloromethane	SW8260B	1	2.0	10	ND		ug/Kg	02/18/22	16:40	BP	463711
cis-1,3-Dichloropropene	SW8260B	1	1.6	10	ND		ug/Kg	02/18/22	16:40	BP	463711
Toluene	SW8260B	1	1.8	10	ND		ug/Kg	02/18/22	16:40	BP	463711
Tetrachloroethene	SW8260B	1	1.7	10	ND		ug/Kg	02/18/22	16:40	BP	463711
trans-1,3-Dichloropropene	SW8260B	1	1.6	10	ND		ug/Kg	02/18/22	16:40	BP	463711
1,1,2-Trichloroethane	SW8260B	1	1.8	10	ND		ug/Kg	02/18/22	16:40	BP	463711
Dibromochloromethane	SW8260B	1	1.9	10	ND		ug/Kg	02/18/22	16:40	BP	463711
1,3-Dichloropropane	SW8260B	1	1.8	10	ND		ug/Kg	02/18/22	16:40	BP	463711
1,2-Dibromoethane	SW8260B	1	1.8	10	ND		ug/Kg	02/18/22	16:40	BP	463711
Chlorobenzene	SW8260B	1	1.8	10	ND		ug/Kg	02/18/22	16:40	BP	463711
Ethylbenzene	SW8260B	1	1.7	10	ND		ug/Kg	02/18/22	16:40	BP	463711

Torrent LABORATORY, INC.

SAMPLE RESULTS

Report prepared for: Peter Sims
Farallon Consulting

Date/Time Received: 02/11/22, 3:34 pm
Date Reported: 02/21/22

Client Sample ID:	SV-1-10.0	**Lab Sample ID:**	2202144-002A
Project Name/Location:	1035 Commercial Court	**Sample Matrix:**	Soil
Project Number:	1071-047		
Date/Time Sampled:	02/11/22 / 8:45		
SDG:			

Prep Method:	5035	**Prep Batch Date/Time:**	2/18/22 10:06:00AM
Prep Batch ID:	1139333	**Prep Analyst:**	CSACH

Parameters:	Analysis Method	DF	MDL	PQL	Results	Q	Units	Analyzed	Time	By	Analytical Batch
1,1,1,2-Tetrachloroethane	SW8260B	1	1.9	10	ND		ug/Kg	02/18/22	16:40	BP	463711
m,p-Xylene	SW8260B	1	3.2	10	ND		ug/Kg	02/18/22	16:40	BP	463711
o-Xylene	SW8260B	1	1.7	10	ND		ug/Kg	02/18/22	16:40	BP	463711
Styrene	SW8260B	1	1.6	10	ND		ug/Kg	02/18/22	16:40	BP	463711
Bromoform	SW8260B	1	1.7	10	ND		ug/Kg	02/18/22	16:40	BP	463711
Isopropyl Benzene	SW8260B	1	1.6	10	ND		ug/Kg	02/18/22	16:40	BP	463711
n-Propylbenzene	SW8260B	1	1.6	10	ND		ug/Kg	02/18/22	16:40	BP	463711
Bromobenzene	SW8260B	1	1.8	10	ND		ug/Kg	02/18/22	16:40	BP	463711
1,1,2,2-Tetrachloroethane	SW8260B	1	1.9	10	ND		ug/Kg	02/18/22	16:40	BP	463711
2-Chlorotoluene	SW8260B	1	1.8	10	ND		ug/Kg	02/18/22	16:40	BP	463711
1,3,5-Trimethylbenzene	SW8260B	1	1.6	10	ND		ug/Kg	02/18/22	16:40	BP	463711
1,2,3-Trichloropropane	SW8260B	1	1.9	10	ND		ug/Kg	02/18/22	16:40	BP	463711
4-Chlorotoluene	SW8260B	1	1.6	10	ND		ug/Kg	02/18/22	16:40	BP	463711
tert-Butylbenzene	SW8260B	1	1.6	10	ND		ug/Kg	02/18/22	16:40	BP	463711
1,2,4-Trimethylbenzene	SW8260B	1	1.4	10	ND		ug/Kg	02/18/22	16:40	BP	463711
sec-Butyl Benzene	SW8260B	1	1.6	10	ND		ug/Kg	02/18/22	16:40	BP	463711
p-Isopropyltoluene	SW8260B	1	1.5	10	ND		ug/Kg	02/18/22	16:40	BP	463711
1,3-Dichlorobenzene	SW8260B	1	1.7	10	ND		ug/Kg	02/18/22	16:40	BP	463711
1,4-Dichlorobenzene	SW8260B	1	1.7	10	ND		ug/Kg	02/18/22	16:40	BP	463711
n-Butylbenzene	SW8260B	1	1.5	10	ND		ug/Kg	02/18/22	16:40	BP	463711
1,2-Dichlorobenzene	SW8260B	1	1.8	10	ND		ug/Kg	02/18/22	16:40	BP	463711
1,2-Dibromo-3-Chloropropane	SW8260B	1	1.8	10	ND		ug/Kg	02/18/22	16:40	BP	463711
Hexachlorobutadiene	SW8260B	1	1.4	10	ND		ug/Kg	02/18/22	16:40	BP	463711
1,2,4-Trichlorobenzene	SW8260B	1	1.5	10	ND		ug/Kg	02/18/22	16:40	BP	463711
Naphthalene	SW8260B	1	1.7	10	ND		ug/Kg	02/18/22	16:40	BP	463711
1,2,3-Trichlorobenzene	SW8260B	1	1.7	10	ND		ug/Kg	02/18/22	16:40	BP	463711
2-Butanone	SW8260B	1	2.3	10.0	ND		ug/Kg	02/18/22	16:40	BP	463711
(S) Dibromofluoromethane	SW8260B		59.8 - 148		**97.1**		%	02/18/22	16:40	BP	463711
(S) Toluene-d8	SW8260B		55.2 - 133		**99.6**		%	02/18/22	16:40	BP	463711
(S) 4-Bromofluorobenzene	SW8260B		55.8 - 141		**136**		%	02/18/22	16:40	BP	463711

Torrent LABORATORY, INC.

SAMPLE RESULTS

Report prepared for: Peter Sims
Farallon Consulting

Date/Time Received: 02/11/22, 3:34 pm
Date Reported: 02/21/22

Client Sample ID:	SV-1-10.0	**Lab Sample ID:**	2202144-002A
Project Name/Location:	1035 Commercial Court	**Sample Matrix:**	Soil
Project Number:	1071-047		
Date/Time Sampled:	02/11/22 / 8:45		
SDG:			

Prep Method:	5035GRO	**Prep Batch Date/Time:**	2/18/22	10:06:00AM
Prep Batch ID:	1139334	**Prep Analyst:**	CSACH	

Parameters:	Analysis Method	DF	MDL	PQL	Results	Q	Units	Analyzed	Time	By	Analytical Batch
TPH as Gasoline	8260TPH	1	43	100	**239**	x	ug/Kg	02/18/22	16:40	CS	463711
(S) 4-Bromofluorobenzene	8260TPH		43.9 - 127		**82.9**		%	02/18/22	16:40	CS	463711

NOTE: x-TPHg result due to contribution from non-target hydrocarbons in the sample.

Torrent LABORATORY, INC.

SAMPLE RESULTS

Report prepared for: Peter Sims
Farallon Consulting

Date/Time Received: 02/11/22, 3:34 pm
Date Reported: 02/21/22

Client Sample ID:	SV-2-5.0	**Lab Sample ID:**	2202144-003A
Project Name/Location:	1035 Commercial Court	**Sample Matrix:**	Soil
Project Number:	1071-047		
Date/Time Sampled:	02/11/22 / 13:10		
SDG:			

Prep Method:	7471BP	**Prep Batch Date/Time:**	2/17/22 11:45:00AM
Prep Batch ID:	1139276	**Prep Analyst:**	ATRUONG

Parameters:	Analysis Method	DF	MDL	PQL	Results	Q	Units	Analyzed	Time	By	Analytical Batch
Mercury	SW7471B	1	0.083	0.50	ND		mg/Kg	02/18/22	11:40	BJAY	463691

Torrent LABORATORY, INC.

SAMPLE RESULTS

Report prepared for: Peter Sims
Farallon Consulting

Date/Time Received: 02/11/22, 3:34 pm
Date Reported: 02/21/22

Client Sample ID:	SV-2-5.0	**Lab Sample ID:**	2202144-003A
Project Name/Location:	1035 Commercial Court	**Sample Matrix:**	Soil
Project Number:	1071-047		
Date/Time Sampled:	02/11/22 / 13:10		
SDG:			

Prep Method:	3050B	**Prep Batch Date/Time:**	2/17/22 11:40:00PM
Prep Batch ID:	1139277	**Prep Analyst:**	ATRUONG

Parameters:	Analysis Method	DF	MDL	PQL	Results	Q	Units	Analyzed	Time	By	Analytical Batch
Antimony	SW6010B	1	0.050	5.00	ND		mg/Kg	02/17/22	18:55	ERR	463673
Arsenic	SW6010B	1	0.15	1.30	**6.70**		mg/Kg	02/17/22	18:55	ERR	463673
Barium	SW6010B	1	0.055	5.00	**213**		mg/Kg	02/17/22	18:55	ERR	463673
Beryllium	SW6010B	1	0.055	5.00	ND		mg/Kg	02/17/22	18:55	ERR	463673
Cadmium	SW6010B	1	0.10	5.00	ND		mg/Kg	02/17/22	18:55	ERR	463673
Chromium	SW6010B	1	0.075	5.00	**51.5**		mg/Kg	02/17/22	18:55	ERR	463673
Cobalt	SW6010B	1	0.070	5.00	**12.6**		mg/Kg	02/17/22	18:55	ERR	463673
Copper	SW6010B	1	0.20	5.00	**41.9**		mg/Kg	02/17/22	18:55	ERR	463673
Lead	SW6010B	1	0.10	3.00	**53.0**		mg/Kg	02/17/22	18:55	ERR	463673
Molybdenum	SW6010B	1	0.050	5.00	ND		mg/Kg	02/17/22	18:55	ERR	463673
Nickel	SW6010B	1	0.50	5.00	**88.5**		mg/Kg	02/17/22	18:55	ERR	463673
Selenium	SW6010B	1	0.22	5.00	ND		mg/Kg	02/17/22	18:55	ERR	463673
Silver	SW6010B	1	0.15	1.00	ND		mg/Kg	02/17/22	18:55	ERR	463673
Thallium	SW6010B	1	0.55	5.00	ND		mg/Kg	02/17/22	18:55	ERR	463673
Vanadium	SW6010B	1	0.10	5.00	**35.4**		mg/Kg	02/17/22	18:55	ERR	463673
Zinc	SW6010B	1	0.30	5.00	**86.5**		mg/Kg	02/17/22	18:55	ERR	463673

Torrent LABORATORY, INC.

SAMPLE RESULTS

Report prepared for: Peter Sims
Farallon Consulting

Date/Time Received: 02/11/22, 3:34 pm
Date Reported: 02/21/22

Client Sample ID:	SV-2-5.0	**Lab Sample ID:**	2202144-003A
Project Name/Location:	1035 Commercial Court	**Sample Matrix:**	Soil
Project Number:	1071-047		
Date/Time Sampled:	02/11/22 / 13:10		
SDG:			

Prep Method:	3546_PAHSIM	**Prep Batch Date/Time:**	2/14/22 11:52:00AM
Prep Batch ID:	1139161	**Prep Analyst:**	KAURN

Parameters:	Analysis Method	DF	MDL	PQL	Results	Q	Units	Analyzed	Time	By	Analytical Batch
The results shown below are reported using their MDL.											
Naphthalene	SW8270C	10	5.1	40	**15**	J	ug/Kg	02/14/22	15:06	MT	463558
2-Methylnaphthalene	SW8270C	10	2.2	40	**18**	J	ug/Kg	02/14/22	15:06	MT	463558
1-Methylnaphthalene	SW8270C	10	1.8	40	**8.9**	J	ug/Kg	02/14/22	15:06	MT	463558
Acenaphthelene	SW8270C	10	1.9	40	ND		ug/Kg	02/14/22	15:06	MT	463558
Acenaphthene	SW8270C	10	1.6	40	**1.6**	J	ug/Kg	02/14/22	15:06	MT	463558
Fluorene	SW8270C	10	2.7	40	**5.1**	J	ug/Kg	02/14/22	15:06	MT	463558
Phenanthrene	SW8270C	10	5.9	40	**30**	J	ug/Kg	02/14/22	15:06	MT	463558
Anthracene	SW8270C	10	5.3	40	ND		ug/Kg	02/14/22	15:06	MT	463558
Fluoranthene	SW8270C	10	5.3	40	**14**	J	ug/Kg	02/14/22	15:06	MT	463558
Pyrene	SW8270C	10	5.5	40	**22**	J	ug/Kg	02/14/22	15:06	MT	463558
Benz[a]anthracene	SW8270C	10	4.6	40	**17**	J	ug/Kg	02/14/22	15:06	MT	463558
Chrysene	SW8270C	10	4.9	40	**31**	J	ug/Kg	02/14/22	15:06	MT	463558
Benzo[b]fluoranthene	SW8270C	10	2.4	40	**23**	J	ug/Kg	02/14/22	15:06	MT	463558
Benzo[k]fluoranthene	SW8270C	10	2.3	40	**4.3**	J	ug/Kg	02/14/22	15:06	MT	463558
Benzo[a]pyrene	SW8270C	10	2.8	40	**9.8**	J	ug/Kg	02/14/22	15:06	MT	463558
Indeno[1,2,3-cd]pyrene	SW8270C	10	2.2	40	**11**	J	ug/Kg	02/14/22	15:06	MT	463558
Dibenz[a,h]anthracene	SW8270C	10	2.7	40	**5.5**	J	ug/Kg	02/14/22	15:06	MT	463558
Benzo[g,h,i]perylene	SW8270C	10	2.7	40	**17**	J	ug/Kg	02/14/22	15:06	MT	463558
			Acceptance Limits								
2-Fluorobiphenyl (S)	SW8270C		45 - 125		**83**		%	02/14/22	15:06	MT	463558
p-Terphenyl-d14 (S)	SW8270C		30 - 125		**100**		%	02/14/22	15:06	MT	463558

NOTE: Sample diluted due to nature of the matrix (dark, viscous extract)

Torrent LABORATORY, INC.

SAMPLE RESULTS

Report prepared for: Peter Sims
Farallon Consulting

Date/Time Received: 02/11/22, 3:34 pm
Date Reported: 02/21/22

Client Sample ID:	SV-2-5.0	**Lab Sample ID:**	2202144-003A
Project Name/Location:	1035 Commercial Court	**Sample Matrix:**	Soil
Project Number:	1071-047		
Date/Time Sampled:	02/11/22 / 13:10		
SDG:			

Prep Method:	3546_TPH	**Prep Batch Date/Time:**	2/14/22 10:55:00AM
Prep Batch ID:	1139158	**Prep Analyst:**	NBAIN

Parameters:	Analysis Method	DF	MDL	PQL	Results	Q	Units	Analyzed	Time	By	Analytical Batch
TPH as Diesel	SW8015B	1	3.4	8.0	**61.2**	x	mg/Kg	02/15/22	6:37	SN	463672
TPH as Motor Oil	SW8015B	1	13	40	**323**		mg/Kg	02/15/22	6:37	SN	463672
			Acceptance Limits								
Pentacosane (S)	SW8015B		45 - 130		**71.2**		%	02/15/22	6:37	SN	463672

NOTE: x-Diesel value the result of overlap of Oil range into Diesel range

Torrent LABORATORY, INC.

SAMPLE RESULTS

Report prepared for: Peter Sims
Farallon Consulting

Date/Time Received: 02/11/22, 3:34 pm
Date Reported: 02/21/22

Client Sample ID:	SV-2-5.0	**Lab Sample ID:**	2202144-003A
Project Name/Location:	1035 Commercial Court	**Sample Matrix:**	Soil
Project Number:	1071-047		
Date/Time Sampled:	02/11/22 / 13:10		
SDG:			

Prep Method:	5035	**Prep Batch Date/Time:**	2/18/22 10:06:00AM
Prep Batch ID:	1139333	**Prep Analyst:**	CSACH

Parameters:	Analysis Method	DF	MDL	PQL	Results	Q	Units	Analyzed	Time	By	Analytical Batch
Dichlorodifluoromethane	SW8260B	1	1.2	10	ND		ug/Kg	02/18/22	17:08	BP	463711
Chloromethane	SW8260B	1	1.8	10	ND		ug/Kg	02/18/22	17:08	BP	463711
Vinyl Chloride	SW8260B	1	2.0	10	ND		ug/Kg	02/18/22	17:08	BP	463711
Bromomethane	SW8260B	1	2.7	10	ND		ug/Kg	02/18/22	17:08	BP	463711
Chloroethane	SW8260B	1	3.0	10	ND		ug/Kg	02/18/22	17:08	BP	463711
Trichlorofluoromethane	SW8260B	1	2.1	10	ND		ug/Kg	02/18/22	17:08	BP	463711
1,1-Dichloroethene	SW8260B	1	2.0	10	ND		ug/Kg	02/18/22	17:08	BP	463711
Freon 113	SW8260B	1	1.9	10	ND		ug/Kg	02/18/22	17:08	BP	463711
Methylene Chloride	SW8260B	1	7.1	10	ND		ug/Kg	02/18/22	17:08	BP	463711
trans-1,2-Dichloroethene	SW8260B	1	2.1	10	ND		ug/Kg	02/18/22	17:08	BP	463711
MTBE	SW8260B	1	2.3	10	ND		ug/Kg	02/18/22	17:08	BP	463711
TBA	SW8260B	1	12	50	ND		ug/Kg	02/18/22	17:08	BP	463711
Diisopropyl ether	SW8260B	1	2.3	10	ND		ug/Kg	02/18/22	17:08	BP	463711
1,1-Dichloroethane	SW8260B	1	2.2	10	ND		ug/Kg	02/18/22	17:08	BP	463711
Ethyl tert-Butyl ether	SW8260B	1	2.3	10	ND		ug/Kg	02/18/22	17:08	BP	463711
cis-1,2-Dichloroethene	SW8260B	1	2.2	10	ND		ug/Kg	02/18/22	17:08	BP	463711
2,2-Dichloropropane	SW8260B	1	1.9	10	ND		ug/Kg	02/18/22	17:08	BP	463711
Bromochloromethane	SW8260B	1	2.3	10	ND		ug/Kg	02/18/22	17:08	BP	463711
Chloroform	SW8260B	1	2.4	10	ND		ug/Kg	02/18/22	17:08	BP	463711
Carbon Tetrachloride	SW8260B	1	2.1	10	ND		ug/Kg	02/18/22	17:08	BP	463711
1,1,1-Trichloroethane	SW8260B	1	2.1	10	ND		ug/Kg	02/18/22	17:08	BP	463711
1,1-Dichloropropene	SW8260B	1	2.0	10	ND		ug/Kg	02/18/22	17:08	BP	463711
Benzene	SW8260B	1	2.2	10	ND		ug/Kg	02/18/22	17:08	BP	463711
TAME	SW8260B	1	2.3	10	ND		ug/Kg	02/18/22	17:08	BP	463711
1,2-Dichloroethane	SW8260B	1	2.3	10	ND		ug/Kg	02/18/22	17:08	BP	463711
Trichloroethylene	SW8260B	1	1.8	10	ND		ug/Kg	02/18/22	17:08	BP	463711
Dibromomethane	SW8260B	1	1.8	10	ND		ug/Kg	02/18/22	17:08	BP	463711
1,2-Dichloropropane	SW8260B	1	1.9	10	ND		ug/Kg	02/18/22	17:08	BP	463711
Bromodichloromethane	SW8260B	1	2.0	10	ND		ug/Kg	02/18/22	17:08	BP	463711
cis-1,3-Dichloropropene	SW8260B	1	1.6	10	ND		ug/Kg	02/18/22	17:08	BP	463711
Toluene	SW8260B	1	1.8	10	ND		ug/Kg	02/18/22	17:08	BP	463711
Tetrachloroethene	SW8260B	1	1.7	10	ND		ug/Kg	02/18/22	17:08	BP	463711
trans-1,3-Dichloropropene	SW8260B	1	1.6	10	ND		ug/Kg	02/18/22	17:08	BP	463711
1,1,2-Trichloroethane	SW8260B	1	1.8	10	ND		ug/Kg	02/18/22	17:08	BP	463711
Dibromochloromethane	SW8260B	1	1.9	10	ND		ug/Kg	02/18/22	17:08	BP	463711
1,3-Dichloropropane	SW8260B	1	1.8	10	ND		ug/Kg	02/18/22	17:08	BP	463711
1,2-Dibromoethane	SW8260B	1	1.8	10	ND		ug/Kg	02/18/22	17:08	BP	463711
Chlorobenzene	SW8260B	1	1.8	10	ND		ug/Kg	02/18/22	17:08	BP	463711
Ethylbenzene	SW8260B	1	1.7	10	ND		ug/Kg	02/18/22	17:08	BP	463711

Torrent LABORATORY, INC.

SAMPLE RESULTS

Report prepared for: Peter Sims
Farallon Consulting

Date/Time Received: 02/11/22, 3:34 pm
Date Reported: 02/21/22

Client Sample ID:	SV-2-5.0	**Lab Sample ID:**	2202144-003A
Project Name/Location:	1035 Commercial Court	**Sample Matrix:**	Soil
Project Number:	1071-047		
Date/Time Sampled:	02/11/22 / 13:10		
SDG:			

Prep Method:	5035	**Prep Batch Date/Time:**	2/18/22 10:06:00AM
Prep Batch ID:	1139333	**Prep Analyst:**	CSACH

Parameters:	Analysis Method	DF	MDL	PQL	Results	Q	Units	Analyzed	Time	By	Analytical Batch
1,1,1,2-Tetrachloroethane	SW8260B	1	1.9	10	ND		ug/Kg	02/18/22	17:08	BP	463711
m,p-Xylene	SW8260B	1	3.2	10	ND		ug/Kg	02/18/22	17:08	BP	463711
o-Xylene	SW8260B	1	1.7	10	ND		ug/Kg	02/18/22	17:08	BP	463711
Styrene	SW8260B	1	1.6	10	ND		ug/Kg	02/18/22	17:08	BP	463711
Bromoform	SW8260B	1	1.7	10	ND		ug/Kg	02/18/22	17:08	BP	463711
Isopropyl Benzene	SW8260B	1	1.6	10	ND		ug/Kg	02/18/22	17:08	BP	463711
n-Propylbenzene	SW8260B	1	1.6	10	ND		ug/Kg	02/18/22	17:08	BP	463711
Bromobenzene	SW8260B	1	1.8	10	ND		ug/Kg	02/18/22	17:08	BP	463711
1,1,2,2-Tetrachloroethane	SW8260B	1	1.9	10	ND		ug/Kg	02/18/22	17:08	BP	463711
2-Chlorotoluene	SW8260B	1	1.8	10	ND		ug/Kg	02/18/22	17:08	BP	463711
1,3,5-Trimethylbenzene	SW8260B	1	1.6	10	ND		ug/Kg	02/18/22	17:08	BP	463711
1,2,3-Trichloropropane	SW8260B	1	1.9	10	ND		ug/Kg	02/18/22	17:08	BP	463711
4-Chlorotoluene	SW8260B	1	1.6	10	ND		ug/Kg	02/18/22	17:08	BP	463711
tert-Butylbenzene	SW8260B	1	1.6	10	ND		ug/Kg	02/18/22	17:08	BP	463711
1,2,4-Trimethylbenzene	SW8260B	1	1.4	10	**11.4**		ug/Kg	02/18/22	17:08	BP	463711
sec-Butyl Benzene	SW8260B	1	1.6	10	ND		ug/Kg	02/18/22	17:08	BP	463711
p-Isopropyltoluene	SW8260B	1	1.5	10	ND		ug/Kg	02/18/22	17:08	BP	463711
1,3-Dichlorobenzene	SW8260B	1	1.7	10	ND		ug/Kg	02/18/22	17:08	BP	463711
1,4-Dichlorobenzene	SW8260B	1	1.7	10	ND		ug/Kg	02/18/22	17:08	BP	463711
n-Butylbenzene	SW8260B	1	1.5	10	ND		ug/Kg	02/18/22	17:08	BP	463711
1,2-Dichlorobenzene	SW8260B	1	1.8	10	ND		ug/Kg	02/18/22	17:08	BP	463711
1,2-Dibromo-3-Chloropropane	SW8260B	1	1.8	10	ND		ug/Kg	02/18/22	17:08	BP	463711
Hexachlorobutadiene	SW8260B	1	1.4	10	ND		ug/Kg	02/18/22	17:08	BP	463711
1,2,4-Trichlorobenzene	SW8260B	1	1.5	10	ND		ug/Kg	02/18/22	17:08	BP	463711
Naphthalene	SW8260B	1	1.7	10	ND		ug/Kg	02/18/22	17:08	BP	463711
1,2,3-Trichlorobenzene	SW8260B	1	1.7	10	ND		ug/Kg	02/18/22	17:08	BP	463711
2-Butanone	SW8260B	1	2.3	10.0	**10.3**		ug/Kg	02/18/22	17:08	BP	463711
(S) Dibromofluoromethane	SW8260B		59.8 - 148		**114**		%	02/18/22	17:08	BP	463711
(S) Toluene-d8	SW8260B		55.2 - 133		**94.4**		%	02/18/22	17:08	BP	463711
(S) 4-Bromofluorobenzene	SW8260B		55.8 - 141		**131**		%	02/18/22	17:08	BP	463711

Torrent LABORATORY, INC.

SAMPLE RESULTS

Report prepared for: Peter Sims
Farallon Consulting

Date/Time Received: 02/11/22, 3:34 pm
Date Reported: 02/21/22

Client Sample ID:	SV-2-5.0	**Lab Sample ID:**	2202144-003A
Project Name/Location:	1035 Commercial Court	**Sample Matrix:**	Soil
Project Number:	1071-047		
Date/Time Sampled:	02/11/22 / 13:10		
SDG:			

Prep Method:	5035GRO	**Prep Batch Date/Time:**	2/18/22	10:06:00AM
Prep Batch ID:	1139334	**Prep Analyst:**	CSACH	

Parameters:	Analysis Method	DF	MDL	PQL	Results	Q	Units	Analyzed	Time	By	Analytical Batch
TPH as Gasoline	8260TPH	1	43	100	**319**	x	ug/Kg	02/18/22	17:08	CS	463711
(S) 4-Bromofluorobenzene	8260TPH		43.9 - 127		**69.1**		%	02/18/22	17:08	CS	463711

NOTE: x-TPHg result due to contribution from non-target hydrocarbons in the sample.

Torrent LABORATORY, INC.

SAMPLE RESULTS

Report prepared for: Peter Sims
Farallon Consulting

Date/Time Received: 02/11/22, 3:34 pm
Date Reported: 02/21/22

Client Sample ID:	SV-2-8.0	**Lab Sample ID:**	2202144-004A
Project Name/Location:	1035 Commercial Court	**Sample Matrix:**	Soil
Project Number:	1071-047		
Date/Time Sampled:	02/11/22 / 13:15		
SDG:			

Prep Method:	7471BP	**Prep Batch Date/Time:**	2/17/22 11:45:00AM
Prep Batch ID:	1139276	**Prep Analyst:**	ATRUONG

Parameters:	Analysis Method	DF	MDL	PQL	Results	Q	Units	Analyzed	Time	By	Analytical Batch
Mercury	SW7471B	1	0.083	0.50	ND		mg/Kg	02/18/22	11:42	BJAY	463691

Torrent LABORATORY, INC.

SAMPLE RESULTS

Report prepared for: Peter Sims
Farallon Consulting

Date/Time Received: 02/11/22, 3:34 pm
Date Reported: 02/21/22

Client Sample ID:	SV-2-8.0	**Lab Sample ID:**	2202144-004A
Project Name/Location:	1035 Commercial Court	**Sample Matrix:**	Soil
Project Number:	1071-047		
Date/Time Sampled:	02/11/22 / 13:15		
SDG:			

Prep Method:	3050B	**Prep Batch Date/Time:**	2/17/22 11:40:00PM
Prep Batch ID:	1139277	**Prep Analyst:**	ATRUONG

Parameters:	Analysis Method	DF	MDL	PQL	Results	Q	Units	Analyzed	Time	By	Analytical Batch
Antimony	SW6010B	1	0.050	5.00	ND		mg/Kg	02/17/22	18:58	ERR	463673
Arsenic	SW6010B	1	0.15	1.30	**12.2**		mg/Kg	02/17/22	18:58	ERR	463673
Barium	SW6010B	1	0.055	5.00	**245**		mg/Kg	02/17/22	18:58	ERR	463673
Beryllium	SW6010B	1	0.055	5.00	ND		mg/Kg	02/17/22	18:58	ERR	463673
Cadmium	SW6010B	1	0.10	5.00	ND		mg/Kg	02/17/22	18:58	ERR	463673
Chromium	SW6010B	1	0.075	5.00	**72.0**		mg/Kg	02/17/22	18:58	ERR	463673
Cobalt	SW6010B	1	0.070	5.00	**18.9**		mg/Kg	02/17/22	18:58	ERR	463673
Copper	SW6010B	1	0.20	5.00	**49.3**		mg/Kg	02/17/22	18:58	ERR	463673
Lead	SW6010B	1	0.10	3.00	**21.8**		mg/Kg	02/17/22	18:58	ERR	463673
Molybdenum	SW6010B	1	0.050	5.00	ND		mg/Kg	02/17/22	18:58	ERR	463673
Nickel	SW6010B	1	0.50	5.00	**107**		mg/Kg	02/17/22	18:58	ERR	463673
Selenium	SW6010B	1	0.22	5.00	ND		mg/Kg	02/17/22	18:58	ERR	463673
Silver	SW6010B	1	0.15	1.00	ND		mg/Kg	02/17/22	18:58	ERR	463673
Thallium	SW6010B	1	0.55	5.00	ND		mg/Kg	02/17/22	18:58	ERR	463673
Vanadium	SW6010B	1	0.10	5.00	**54.5**		mg/Kg	02/17/22	18:58	ERR	463673
Zinc	SW6010B	1	0.30	5.00	**87.0**		mg/Kg	02/17/22	18:58	ERR	463673

Torrent LABORATORY, INC.

SAMPLE RESULTS

Report prepared for: Peter Sims
Farallon Consulting

Date/Time Received: 02/11/22, 3:34 pm
Date Reported: 02/21/22

Client Sample ID:	SV-2-8.0	**Lab Sample ID:**	2202144-004A
Project Name/Location:	1035 Commercial Court	**Sample Matrix:**	Soil
Project Number:	1071-047		
Date/Time Sampled:	02/11/22 / 13:15		
SDG:			

Prep Method:	3546_PAHSIM	**Prep Batch Date/Time:**	2/14/22 11:52:00AM
Prep Batch ID:	1139161	**Prep Analyst:**	KAURN

Parameters:	Analysis Method	DF	MDL	PQL	Results	Q	Units	Analyzed	Time	By	Analytical Batch
Naphthalene	SW8270C	1	0.51	4.0	**54**		ug/Kg	02/14/22	15:36	MT	463558
2-Methylnaphthalene	SW8270C	1	0.22	4.0	**45**		ug/Kg	02/14/22	15:36	MT	463558
1-Methylnaphthalene	SW8270C	1	0.18	4.0	**24**		ug/Kg	02/14/22	15:36	MT	463558
Acenaphthelene	SW8270C	1	0.19	4.0	ND		ug/Kg	02/14/22	15:36	MT	463558
Acenaphthene	SW8270C	1	0.16	4.0	**4.3**		ug/Kg	02/14/22	15:36	MT	463558
Fluorene	SW8270C	1	0.27	4.0	**12**		ug/Kg	02/14/22	15:36	MT	463558
Phenanthrene	SW8270C	1	0.59	4.0	**44**		ug/Kg	02/14/22	15:36	MT	463558
Anthracene	SW8270C	1	0.53	4.0	ND		ug/Kg	02/14/22	15:36	MT	463558
Fluoranthene	SW8270C	1	0.53	4.0	**19**		ug/Kg	02/14/22	15:36	MT	463558
Pyrene	SW8270C	1	0.55	4.0	**28**		ug/Kg	02/14/22	15:36	MT	463558
Benz[a]anthracene	SW8270C	1	0.46	4.0	**10**		ug/Kg	02/14/22	15:36	MT	463558
Chrysene	SW8270C	1	0.49	4.0	**23**		ug/Kg	02/14/22	15:36	MT	463558
Benzo[b]fluoranthene	SW8270C	1	0.24	4.0	**18**		ug/Kg	02/14/22	15:36	MT	463558
Benzo[k]fluoranthene	SW8270C	1	0.23	4.0	ND		ug/Kg	02/14/22	15:36	MT	463558
Benzo[a]pyrene	SW8270C	1	0.28	4.0	**7.0**		ug/Kg	02/14/22	15:36	MT	463558
Indeno[1,2,3-cd]pyrene	SW8270C	1	0.22	4.0	**5.3**		ug/Kg	02/14/22	15:36	MT	463558
Dibenz[a,h]anthracene	SW8270C	1	0.27	4.0	ND		ug/Kg	02/14/22	15:36	MT	463558
Benzo[g,h,i]perylene	SW8270C	1	0.27	4.0	**8.8**		ug/Kg	02/14/22	15:36	MT	463558
			Acceptance Limits								
2-Fluorobiphenyl (S)	SW8270C		45 - 125		**75**		%	02/14/22	15:36	MT	463558
p-Terphenyl-d14 (S)	SW8270C		30 - 125		**82**		%	02/14/22	15:36	MT	463558

Torrent LABORATORY, INC.

SAMPLE RESULTS

Report prepared for: Peter Sims
Farallon Consulting

Date/Time Received: 02/11/22, 3:34 pm
Date Reported: 02/21/22

Client Sample ID:	SV-2-8.0	**Lab Sample ID:**	2202144-004A
Project Name/Location:	1035 Commercial Court	**Sample Matrix:**	Soil
Project Number:	1071-047		
Date/Time Sampled:	02/11/22 / 13:15		
SDG:			

Prep Method:	3546_TPH	**Prep Batch Date/Time:**	2/14/22 10:55:00AM
Prep Batch ID:	1139158	**Prep Analyst:**	NBAIN

Parameters:	Analysis Method	DF	MDL	PQL	Results	Q	Units	Analyzed	Time	By	Analytical Batch
TPH as Diesel	SW8015B	4	14	32	**334**	x	mg/Kg	02/15/22	23:04	SN	463672
TPH as Motor Oil	SW8015B	4	51	160	**585**		mg/Kg	02/15/22	23:04	SN	463672
			Acceptance Limits								
Pentacosane (S)	SW8015B		45 - 130		**94.7**		%	02/15/22	23:04	SN	463672

NOTE: x- Diesel result due to over-lapping of oil range and unknown organics within diesel range heavier than diesel quantified as diesel

Torrent LABORATORY, INC.

SAMPLE RESULTS

Report prepared for: Peter Sims
Farallon Consulting

Date/Time Received: 02/11/22, 3:34 pm
Date Reported: 02/21/22

Client Sample ID:	SV-2-8.0	**Lab Sample ID:**	2202144-004A
Project Name/Location:	1035 Commercial Court	**Sample Matrix:**	Soil
Project Number:	1071-047		
Date/Time Sampled:	02/11/22 / 13:15		
SDG:			

Prep Method:	5035	**Prep Batch Date/Time:**	2/18/22 10:06:00AM
Prep Batch ID:	1139333	**Prep Analyst:**	CSACH

Parameters:	Analysis Method	DF	MDL	PQL	Results	Q	Units	Analyzed	Time	By	Analytical Batch
Dichlorodifluoromethane	SW8260B	100	120	1000	ND		ug/Kg	02/18/22	19:01	BP	463711
Chloromethane	SW8260B	100	180	1000	ND		ug/Kg	02/18/22	19:01	BP	463711
Vinyl Chloride	SW8260B	100	200	1000	ND		ug/Kg	02/18/22	19:01	BP	463711
Bromomethane	SW8260B	100	270	1000	ND		ug/Kg	02/18/22	19:01	BP	463711
Chloroethane	SW8260B	100	300	1000	ND		ug/Kg	02/18/22	19:01	BP	463711
Trichlorofluoromethane	SW8260B	100	210	1000	ND		ug/Kg	02/18/22	19:01	BP	463711
1,1-Dichloroethene	SW8260B	100	200	1000	ND		ug/Kg	02/18/22	19:01	BP	463711
Freon 113	SW8260B	100	190	1000	ND		ug/Kg	02/18/22	19:01	BP	463711
Methylene Chloride	SW8260B	100	710	1000	ND		ug/Kg	02/18/22	19:01	BP	463711
trans-1,2-Dichloroethene	SW8260B	100	210	1000	ND		ug/Kg	02/18/22	19:01	BP	463711
MTBE	SW8260B	100	230	1000	ND		ug/Kg	02/18/22	19:01	BP	463711
TBA	SW8260B	100	1200	5000	ND		ug/Kg	02/18/22	19:01	BP	463711
Diisopropyl ether	SW8260B	100	230	1000	ND		ug/Kg	02/18/22	19:01	BP	463711
1,1-Dichloroethane	SW8260B	100	220	1000	ND		ug/Kg	02/18/22	19:01	BP	463711
Ethyl tert-Butyl ether	SW8260B	100	230	1000	ND		ug/Kg	02/18/22	19:01	BP	463711
cis-1,2-Dichloroethene	SW8260B	100	220	1000	ND		ug/Kg	02/18/22	19:01	BP	463711
2,2-Dichloropropane	SW8260B	100	190	1000	ND		ug/Kg	02/18/22	19:01	BP	463711
Bromochloromethane	SW8260B	100	230	1000	ND		ug/Kg	02/18/22	19:01	BP	463711
Chloroform	SW8260B	100	240	1000	ND		ug/Kg	02/18/22	19:01	BP	463711
Carbon Tetrachloride	SW8260B	100	210	1000	ND		ug/Kg	02/18/22	19:01	BP	463711
1,1,1-Trichloroethane	SW8260B	100	210	1000	ND		ug/Kg	02/18/22	19:01	BP	463711
1,1-Dichloropropene	SW8260B	100	200	1000	ND		ug/Kg	02/18/22	19:01	BP	463711
Benzene	SW8260B	100	220	1000	ND		ug/Kg	02/18/22	19:01	BP	463711
TAME	SW8260B	100	230	1000	ND		ug/Kg	02/18/22	19:01	BP	463711
1,2-Dichloroethane	SW8260B	100	230	1000	ND		ug/Kg	02/18/22	19:01	BP	463711
Trichloroethylene	SW8260B	100	180	1000	ND		ug/Kg	02/18/22	19:01	BP	463711
Dibromomethane	SW8260B	100	180	1000	ND		ug/Kg	02/18/22	19:01	BP	463711
1,2-Dichloropropane	SW8260B	100	190	1000	ND		ug/Kg	02/18/22	19:01	BP	463711
Bromodichloromethane	SW8260B	100	200	1000	ND		ug/Kg	02/18/22	19:01	BP	463711
cis-1,3-Dichloropropene	SW8260B	100	160	1000	ND		ug/Kg	02/18/22	19:01	BP	463711
Toluene	SW8260B	100	180	1000	ND		ug/Kg	02/18/22	19:01	BP	463711
Tetrachloroethene	SW8260B	100	170	1000	ND		ug/Kg	02/18/22	19:01	BP	463711
trans-1,3-Dichloropropene	SW8260B	100	160	1000	ND		ug/Kg	02/18/22	19:01	BP	463711
1,1,2-Trichloroethane	SW8260B	100	180	1000	ND		ug/Kg	02/18/22	19:01	BP	463711
Dibromochloromethane	SW8260B	100	190	1000	ND		ug/Kg	02/18/22	19:01	BP	463711
1,3-Dichloropropane	SW8260B	100	180	1000	ND		ug/Kg	02/18/22	19:01	BP	463711
1,2-Dibromoethane	SW8260B	100	180	1000	ND		ug/Kg	02/18/22	19:01	BP	463711
Chlorobenzene	SW8260B	100	180	1000	ND		ug/Kg	02/18/22	19:01	BP	463711
Ethylbenzene	SW8260B	100	170	1000	ND		ug/Kg	02/18/22	19:01	BP	463711

Torrent LABORATORY, INC.

SAMPLE RESULTS

Report prepared for: Peter Sims
Farallon Consulting

Date/Time Received: 02/11/22, 3:34 pm
Date Reported: 02/21/22

Client Sample ID:	SV-2-8.0	**Lab Sample ID:**	2202144-004A
Project Name/Location:	1035 Commercial Court	**Sample Matrix:**	Soil
Project Number:	1071-047		
Date/Time Sampled:	02/11/22 / 13:15		
SDG:			

Prep Method:	5035	**Prep Batch Date/Time:**	2/18/22 10:06:00AM
Prep Batch ID:	1139333	**Prep Analyst:**	CSACH

Parameters:	Analysis Method	DF	MDL	PQL	Results	Q	Units	Analyzed	Time	By	Analytical Batch
1,1,1,2-Tetrachloroethane	SW8260B	100	190	1000	ND		ug/Kg	02/18/22	19:01	BP	463711
m,p-Xylene	SW8260B	100	320	1000	ND		ug/Kg	02/18/22	19:01	BP	463711
o-Xylene	SW8260B	100	170	1000	ND		ug/Kg	02/18/22	19:01	BP	463711
Styrene	SW8260B	100	160	1000	ND		ug/Kg	02/18/22	19:01	BP	463711
Bromoform	SW8260B	100	170	1000	ND		ug/Kg	02/18/22	19:01	BP	463711
Isopropyl Benzene	SW8260B	100	160	1000	ND		ug/Kg	02/18/22	19:01	BP	463711
n-Propylbenzene	SW8260B	100	160	1000	ND		ug/Kg	02/18/22	19:01	BP	463711
Bromobenzene	SW8260B	100	180	1000	ND		ug/Kg	02/18/22	19:01	BP	463711
1,1,2,2-Tetrachloroethane	SW8260B	100	190	1000	**8390**		ug/Kg	02/18/22	19:01	BP	463711
2-Chlorotoluene	SW8260B	100	180	1000	ND		ug/Kg	02/18/22	19:01	BP	463711
1,3,5-Trimethylbenzene	SW8260B	100	160	1000	ND		ug/Kg	02/18/22	19:01	BP	463711
1,2,3-Trichloropropane	SW8260B	100	190	1000	ND		ug/Kg	02/18/22	19:01	BP	463711
4-Chlorotoluene	SW8260B	100	160	1000	ND		ug/Kg	02/18/22	19:01	BP	463711
tert-Butylbenzene	SW8260B	100	160	1000	ND		ug/Kg	02/18/22	19:01	BP	463711
1,2,4-Trimethylbenzene	SW8260B	100	140	1000	**1760**		ug/Kg	02/18/22	19:01	BP	463711
sec-Butyl Benzene	SW8260B	100	160	1000	ND		ug/Kg	02/18/22	19:01	BP	463711
p-Isopropyltoluene	SW8260B	100	150	1000	ND		ug/Kg	02/18/22	19:01	BP	463711
1,3-Dichlorobenzene	SW8260B	100	170	1000	ND		ug/Kg	02/18/22	19:01	BP	463711
1,4-Dichlorobenzene	SW8260B	100	170	1000	ND		ug/Kg	02/18/22	19:01	BP	463711
n-Butylbenzene	SW8260B	100	150	1000	**1110**		ug/Kg	02/18/22	19:01	BP	463711
1,2-Dichlorobenzene	SW8260B	100	180	1000	ND		ug/Kg	02/18/22	19:01	BP	463711
1,2-Dibromo-3-Chloropropane	SW8260B	100	180	1000	ND		ug/Kg	02/18/22	19:01	BP	463711
Hexachlorobutadiene	SW8260B	100	140	1000	ND		ug/Kg	02/18/22	19:01	BP	463711
1,2,4-Trichlorobenzene	SW8260B	100	150	1000	ND		ug/Kg	02/18/22	19:01	BP	463711
Naphthalene	SW8260B	100	170	1000	ND		ug/Kg	02/18/22	19:01	BP	463711
1,2,3-Trichlorobenzene	SW8260B	100	170	1000	ND		ug/Kg	02/18/22	19:01	BP	463711
2-Butanone	SW8260B	100	230	1000	ND		ug/Kg	02/18/22	19:01	BP	463711
(S) Dibromofluoromethane	SW8260B		59.8 - 148		**105**		%	02/18/22	19:01	BP	463711
(S) Toluene-d8	SW8260B		55.2 - 133		**95.5**		%	02/18/22	19:01	BP	463711
(S) 4-Bromofluorobenzene	SW8260B		55.8 - 141		**136**		%	02/18/22	19:01	BP	463711

NOTE: Reporting limit raised due to high level of hydrocarbon compound present in the sample.

Torrent LABORATORY, INC.

SAMPLE RESULTS

Report prepared for: Peter Sims
Farallon Consulting

Date/Time Received: 02/11/22, 3:34 pm
Date Reported: 02/21/22

Client Sample ID:	SV-2-8.0	**Lab Sample ID:**	2202144-004A
Project Name/Location:	1035 Commercial Court	**Sample Matrix:**	Soil
Project Number:	1071-047		
Date/Time Sampled:	02/11/22 / 13:15		
SDG:			

Prep Method:	5035GRO	**Prep Batch Date/Time:**	2/18/22	10:06:00AM
Prep Batch ID:	1139334	**Prep Analyst:**	CSACH	

Parameters:	Analysis Method	DF	MDL	PQL	Results	Q	Units	Analyzed	Time	By	Analytical Batch
TPH as Gasoline	8260TPH	100	4300	10000	**274000**	x	ug/Kg	02/18/22	19:01	CS	463711
(S) 4-Bromofluorobenzene	8260TPH		43.9 - 127		**126**		%	02/18/22	19:01	CS	463711

NOTE: x- Result reported as gasoline but sample chromatogram does not match requested fuel standard pattern. TPHg result due to contribution from heavy end compounds within C5-C12 range quantified as Gasoline.

Torrent LABORATORY, INC.

SAMPLE RESULTS

Report prepared for: Peter Sims
Farallon Consulting

Date/Time Received: 02/11/22, 3:34 pm
Date Reported: 02/21/22

Client Sample ID:	SV-3-5.0	**Lab Sample ID:**	2202144-005A
Project Name/Location:	1035 Commercial Court	**Sample Matrix:**	Soil
Project Number:	1071-047		
Date/Time Sampled:	02/11/22 / 11:05		
SDG:			

Prep Method:	7471BP	**Prep Batch Date/Time:**	2/17/22 11:45:00AM
Prep Batch ID:	1139276	**Prep Analyst:**	ATRUONG

Parameters:	Analysis Method	DF	MDL	PQL	Results	Q	Units	Analyzed	Time	By	Analytical Batch
Mercury	SW7471B	1	0.083	0.50	ND		mg/Kg	02/18/22	11:44	BJAY	463691

Torrent LABORATORY, INC.

SAMPLE RESULTS

Report prepared for: Peter Sims
Farallon Consulting

Date/Time Received: 02/11/22, 3:34 pm
Date Reported: 02/21/22

Client Sample ID:	SV-3-5.0	**Lab Sample ID:**	2202144-005A
Project Name/Location:	1035 Commercial Court	**Sample Matrix:**	Soil
Project Number:	1071-047		
Date/Time Sampled:	02/11/22 / 11:05		
SDG:			

Prep Method:	3050B	**Prep Batch Date/Time:**	2/17/22 11:40:00PM
Prep Batch ID:	1139277	**Prep Analyst:**	ATRUONG

Parameters:	Analysis Method	DF	MDL	PQL	Results	Q	Units	Analyzed	Time	By	Analytical Batch
Antimony	SW6010B	1	0.050	5.00	ND		mg/Kg	02/17/22	19:00	ERR	463673
Arsenic	SW6010B	1	0.15	1.30	**9.65**		mg/Kg	02/17/22	19:00	ERR	463673
Barium	SW6010B	1	0.055	5.00	**166**		mg/Kg	02/17/22	19:00	ERR	463673
Beryllium	SW6010B	1	0.055	5.00	ND		mg/Kg	02/17/22	19:00	ERR	463673
Cadmium	SW6010B	1	0.10	5.00	ND		mg/Kg	02/17/22	19:00	ERR	463673
Chromium	SW6010B	1	0.075	5.00	**61.0**		mg/Kg	02/17/22	19:00	ERR	463673
Cobalt	SW6010B	1	0.070	5.00	**16.8**		mg/Kg	02/17/22	19:00	ERR	463673
Copper	SW6010B	1	0.20	5.00	**48.3**		mg/Kg	02/17/22	19:00	ERR	463673
Lead	SW6010B	1	0.10	3.00	**27.0**		mg/Kg	02/17/22	19:00	ERR	463673
Molybdenum	SW6010B	1	0.050	5.00	ND		mg/Kg	02/17/22	19:00	ERR	463673
Nickel	SW6010B	1	0.50	5.00	**97.0**		mg/Kg	02/17/22	19:00	ERR	463673
Selenium	SW6010B	1	0.22	5.00	ND		mg/Kg	02/17/22	19:00	ERR	463673
Silver	SW6010B	1	0.15	1.00	ND		mg/Kg	02/17/22	19:00	ERR	463673
Thallium	SW6010B	1	0.55	5.00	ND		mg/Kg	02/17/22	19:00	ERR	463673
Vanadium	SW6010B	1	0.10	5.00	**42.5**		mg/Kg	02/17/22	19:00	ERR	463673
Zinc	SW6010B	1	0.30	5.00	**81.5**		mg/Kg	02/17/22	19:00	ERR	463673

Torrent LABORATORY, INC.

SAMPLE RESULTS

Report prepared for: Peter Sims
Farallon Consulting

Date/Time Received: 02/11/22, 3:34 pm
Date Reported: 02/21/22

Client Sample ID:	SV-3-5.0	**Lab Sample ID:**	2202144-005A
Project Name/Location:	1035 Commercial Court	**Sample Matrix:**	Soil
Project Number:	1071-047		
Date/Time Sampled:	02/11/22 / 11:05		
SDG:			

Prep Method:	3546_PAHSIM	**Prep Batch Date/Time:**	2/14/22 11:52:00AM
Prep Batch ID:	1139161	**Prep Analyst:**	KAURN

Parameters:	Analysis Method	DF	MDL	PQL	Results	Q	Units	Analyzed	Time	By	Analytical Batch
The results shown below are reported using their MDL.											
Naphthalene	SW8270C	10	5.1	40	**10**	J	ug/Kg	02/14/22	16:06	MT	463558
2-Methylnaphthalene	SW8270C	10	2.2	40	**11**	J	ug/Kg	02/14/22	16:06	MT	463558
1-Methylnaphthalene	SW8270C	10	1.8	40	**5.1**	J	ug/Kg	02/14/22	16:06	MT	463558
Acenaphthelene	SW8270C	10	1.9	40	**2.0**	J	ug/Kg	02/14/22	16:06	MT	463558
Acenaphthene	SW8270C	10	1.6	40	**2.1**	J	ug/Kg	02/14/22	16:06	MT	463558
Fluorene	SW8270C	10	2.7	40	**3.3**	J	ug/Kg	02/14/22	16:06	MT	463558
Phenanthrene	SW8270C	10	5.9	40	**26**	J	ug/Kg	02/14/22	16:06	MT	463558
Anthracene	SW8270C	10	5.3	40	ND		ug/Kg	02/14/22	16:06	MT	463558
Fluoranthene	SW8270C	10	5.3	40	**16**	J	ug/Kg	02/14/22	16:06	MT	463558
Pyrene	SW8270C	10	5.5	40	**20**	J	ug/Kg	02/14/22	16:06	MT	463558
Benz[a]anthracene	SW8270C	10	4.6	40	**16**	J	ug/Kg	02/14/22	16:06	MT	463558
Chrysene	SW8270C	10	4.9	40	**22**	J	ug/Kg	02/14/22	16:06	MT	463558
Benzo[b]fluoranthene	SW8270C	10	2.4	40	**24**	J	ug/Kg	02/14/22	16:06	MT	463558
Benzo[k]fluoranthene	SW8270C	10	2.3	40	**5.2**	J	ug/Kg	02/14/22	16:06	MT	463558
Benzo[a]pyrene	SW8270C	10	2.8	40	**12**	J	ug/Kg	02/14/22	16:06	MT	463558
Indeno[1,2,3-cd]pyrene	SW8270C	10	2.2	40	**13**	J	ug/Kg	02/14/22	16:06	MT	463558
Dibenz[a,h]anthracene	SW8270C	10	2.7	40	**4.5**	J	ug/Kg	02/14/22	16:06	MT	463558
Benzo[g,h,i]perylene	SW8270C	10	2.7	40	**15**	J	ug/Kg	02/14/22	16:06	MT	463558
			Acceptance Limits								
2-Fluorobiphenyl (S)	SW8270C		45 - 125		**87**		%	02/14/22	16:06	MT	463558
p-Terphenyl-d14 (S)	SW8270C		30 - 125		**110**		%	02/14/22	16:06	MT	463558

NOTE: Sample diluted due to nature of the matrix (dark, viscous extract)

Torrent LABORATORY, INC.

SAMPLE RESULTS

Report prepared for: Peter Sims
Farallon Consulting

Date/Time Received: 02/11/22, 3:34 pm
Date Reported: 02/21/22

Client Sample ID:	SV-3-5.0	**Lab Sample ID:**	2202144-005A
Project Name/Location:	1035 Commercial Court	**Sample Matrix:**	Soil
Project Number:	1071-047		
Date/Time Sampled:	02/11/22 / 11:05		
SDG:			

Prep Method:	3546_TPH	**Prep Batch Date/Time:**	2/14/22 10:55:00AM
Prep Batch ID:	1139158	**Prep Analyst:**	NBAIN

Parameters:	Analysis Method	DF	MDL	PQL	Results	Q	Units	Analyzed	Time	By	Analytical Batch
TPH as Diesel	SW8015B	1	3.4	8.0	**31.5**	x	mg/Kg	02/15/22	7:23	SN	463672
TPH as Motor Oil	SW8015B	1	13	40	**142**		mg/Kg	02/15/22	7:23	SN	463672
			Acceptance Limits								
Pentacosane (S)	SW8015B		45 - 130		**86.6**		%	02/15/22	7:23	SN	463672

NOTE: x-Diesel value the result of overlap of Oil range into Diesel range

Torrent LABORATORY, INC.

SAMPLE RESULTS

Report prepared for: Peter Sims
Farallon Consulting

Date/Time Received: 02/11/22, 3:34 pm
Date Reported: 02/21/22

Client Sample ID:	SV-3-5.0	**Lab Sample ID:**	2202144-005A
Project Name/Location:	1035 Commercial Court	**Sample Matrix:**	Soil
Project Number:	1071-047		
Date/Time Sampled:	02/11/22 / 11:05		
SDG:			

Prep Method:	5035	**Prep Batch Date/Time:**	2/18/22 10:06:00AM
Prep Batch ID:	1139333	**Prep Analyst:**	CSACH

Parameters:	Analysis Method	DF	MDL	PQL	Results	Q	Units	Analyzed	Time	By	Analytical Batch
Dichlorodifluoromethane	SW8260B	1	1.2	10	ND		ug/Kg	02/18/22	17:36	BP	463711
Chloromethane	SW8260B	1	1.8	10	ND		ug/Kg	02/18/22	17:36	BP	463711
Vinyl Chloride	SW8260B	1	2.0	10	ND		ug/Kg	02/18/22	17:36	BP	463711
Bromomethane	SW8260B	1	2.7	10	ND		ug/Kg	02/18/22	17:36	BP	463711
Chloroethane	SW8260B	1	3.0	10	ND		ug/Kg	02/18/22	17:36	BP	463711
Trichlorofluoromethane	SW8260B	1	2.1	10	ND		ug/Kg	02/18/22	17:36	BP	463711
1,1-Dichloroethene	SW8260B	1	2.0	10	ND		ug/Kg	02/18/22	17:36	BP	463711
Freon 113	SW8260B	1	1.9	10	ND		ug/Kg	02/18/22	17:36	BP	463711
Methylene Chloride	SW8260B	1	7.1	10	ND		ug/Kg	02/18/22	17:36	BP	463711
trans-1,2-Dichloroethene	SW8260B	1	2.1	10	ND		ug/Kg	02/18/22	17:36	BP	463711
MTBE	SW8260B	1	2.3	10	ND		ug/Kg	02/18/22	17:36	BP	463711
TBA	SW8260B	1	12	50	ND		ug/Kg	02/18/22	17:36	BP	463711
Diisopropyl ether	SW8260B	1	2.3	10	ND		ug/Kg	02/18/22	17:36	BP	463711
1,1-Dichloroethane	SW8260B	1	2.2	10	ND		ug/Kg	02/18/22	17:36	BP	463711
Ethyl tert-Butyl ether	SW8260B	1	2.3	10	ND		ug/Kg	02/18/22	17:36	BP	463711
cis-1,2-Dichloroethene	SW8260B	1	2.2	10	ND		ug/Kg	02/18/22	17:36	BP	463711
2,2-Dichloropropane	SW8260B	1	1.9	10	ND		ug/Kg	02/18/22	17:36	BP	463711
Bromochloromethane	SW8260B	1	2.3	10	ND		ug/Kg	02/18/22	17:36	BP	463711
Chloroform	SW8260B	1	2.4	10	ND		ug/Kg	02/18/22	17:36	BP	463711
Carbon Tetrachloride	SW8260B	1	2.1	10	ND		ug/Kg	02/18/22	17:36	BP	463711
1,1,1-Trichloroethane	SW8260B	1	2.1	10	ND		ug/Kg	02/18/22	17:36	BP	463711
1,1-Dichloropropene	SW8260B	1	2.0	10	ND		ug/Kg	02/18/22	17:36	BP	463711
Benzene	SW8260B	1	2.2	10	ND		ug/Kg	02/18/22	17:36	BP	463711
TAME	SW8260B	1	2.3	10	ND		ug/Kg	02/18/22	17:36	BP	463711
1,2-Dichloroethane	SW8260B	1	2.3	10	ND		ug/Kg	02/18/22	17:36	BP	463711
Trichloroethylene	SW8260B	1	1.8	10	ND		ug/Kg	02/18/22	17:36	BP	463711
Dibromomethane	SW8260B	1	1.8	10	ND		ug/Kg	02/18/22	17:36	BP	463711
1,2-Dichloropropane	SW8260B	1	1.9	10	ND		ug/Kg	02/18/22	17:36	BP	463711
Bromodichloromethane	SW8260B	1	2.0	10	ND		ug/Kg	02/18/22	17:36	BP	463711
cis-1,3-Dichloropropene	SW8260B	1	1.6	10	ND		ug/Kg	02/18/22	17:36	BP	463711
Toluene	SW8260B	1	1.8	10	ND		ug/Kg	02/18/22	17:36	BP	463711
Tetrachloroethene	SW8260B	1	1.7	10	ND		ug/Kg	02/18/22	17:36	BP	463711
trans-1,3-Dichloropropene	SW8260B	1	1.6	10	ND		ug/Kg	02/18/22	17:36	BP	463711
1,1,2-Trichloroethane	SW8260B	1	1.8	10	ND		ug/Kg	02/18/22	17:36	BP	463711
Dibromochloromethane	SW8260B	1	1.9	10	ND		ug/Kg	02/18/22	17:36	BP	463711
1,3-Dichloropropane	SW8260B	1	1.8	10	ND		ug/Kg	02/18/22	17:36	BP	463711
1,2-Dibromoethane	SW8260B	1	1.8	10	ND		ug/Kg	02/18/22	17:36	BP	463711
Chlorobenzene	SW8260B	1	1.8	10	ND		ug/Kg	02/18/22	17:36	BP	463711
Ethylbenzene	SW8260B	1	1.7	10	ND		ug/Kg	02/18/22	17:36	BP	463711

Torrent LABORATORY, INC.

SAMPLE RESULTS

Report prepared for: Peter Sims
Farallon Consulting

Date/Time Received: 02/11/22, 3:34 pm
Date Reported: 02/21/22

Client Sample ID:	SV-3-5.0	**Lab Sample ID:**	2202144-005A
Project Name/Location:	1035 Commercial Court	**Sample Matrix:**	Soil
Project Number:	1071-047		
Date/Time Sampled:	02/11/22 / 11:05		
SDG:			

Prep Method:	5035	**Prep Batch Date/Time:**	2/18/22 10:06:00AM
Prep Batch ID:	1139333	**Prep Analyst:**	CSACH

Parameters:	Analysis Method	DF	MDL	PQL	Results	Q	Units	Analyzed	Time	By	Analytical Batch
1,1,1,2-Tetrachloroethane	SW8260B	1	1.9	10	ND		ug/Kg	02/18/22	17:36	BP	463711
m,p-Xylene	SW8260B	1	3.2	10	ND		ug/Kg	02/18/22	17:36	BP	463711
o-Xylene	SW8260B	1	1.7	10	ND		ug/Kg	02/18/22	17:36	BP	463711
Styrene	SW8260B	1	1.6	10	ND		ug/Kg	02/18/22	17:36	BP	463711
Bromoform	SW8260B	1	1.7	10	ND		ug/Kg	02/18/22	17:36	BP	463711
Isopropyl Benzene	SW8260B	1	1.6	10	ND		ug/Kg	02/18/22	17:36	BP	463711
n-Propylbenzene	SW8260B	1	1.6	10	ND		ug/Kg	02/18/22	17:36	BP	463711
Bromobenzene	SW8260B	1	1.8	10	ND		ug/Kg	02/18/22	17:36	BP	463711
1,1,2,2-Tetrachloroethane	SW8260B	1	1.9	10	ND		ug/Kg	02/18/22	17:36	BP	463711
2-Chlorotoluene	SW8260B	1	1.8	10	ND		ug/Kg	02/18/22	17:36	BP	463711
1,3,5-Trimethylbenzene	SW8260B	1	1.6	10	ND		ug/Kg	02/18/22	17:36	BP	463711
1,2,3-Trichloropropane	SW8260B	1	1.9	10	ND		ug/Kg	02/18/22	17:36	BP	463711
4-Chlorotoluene	SW8260B	1	1.6	10	ND		ug/Kg	02/18/22	17:36	BP	463711
tert-Butylbenzene	SW8260B	1	1.6	10	ND		ug/Kg	02/18/22	17:36	BP	463711
1,2,4-Trimethylbenzene	SW8260B	1	1.4	10	ND		ug/Kg	02/18/22	17:36	BP	463711
sec-Butyl Benzene	SW8260B	1	1.6	10	ND		ug/Kg	02/18/22	17:36	BP	463711
p-Isopropyltoluene	SW8260B	1	1.5	10	ND		ug/Kg	02/18/22	17:36	BP	463711
1,3-Dichlorobenzene	SW8260B	1	1.7	10	ND		ug/Kg	02/18/22	17:36	BP	463711
1,4-Dichlorobenzene	SW8260B	1	1.7	10	ND		ug/Kg	02/18/22	17:36	BP	463711
n-Butylbenzene	SW8260B	1	1.5	10	ND		ug/Kg	02/18/22	17:36	BP	463711
1,2-Dichlorobenzene	SW8260B	1	1.8	10	ND		ug/Kg	02/18/22	17:36	BP	463711
1,2-Dibromo-3-Chloropropane	SW8260B	1	1.8	10	ND		ug/Kg	02/18/22	17:36	BP	463711
Hexachlorobutadiene	SW8260B	1	1.4	10	ND		ug/Kg	02/18/22	17:36	BP	463711
1,2,4-Trichlorobenzene	SW8260B	1	1.5	10	ND		ug/Kg	02/18/22	17:36	BP	463711
Naphthalene	SW8260B	1	1.7	10	ND		ug/Kg	02/18/22	17:36	BP	463711
1,2,3-Trichlorobenzene	SW8260B	1	1.7	10	ND		ug/Kg	02/18/22	17:36	BP	463711
2-Butanone	SW8260B	1	2.3	10.0	ND		ug/Kg	02/18/22	17:36	BP	463711
(S) Dibromofluoromethane	SW8260B		59.8 - 148		**113**		%	02/18/22	17:36	BP	463711
(S) Toluene-d8	SW8260B		55.2 - 133		**101**		%	02/18/22	17:36	BP	463711
(S) 4-Bromofluorobenzene	SW8260B		55.8 - 141		**124**		%	02/18/22	17:36	BP	463711

Torrent LABORATORY, INC.

SAMPLE RESULTS

Report prepared for: Peter Sims
Farallon Consulting

Date/Time Received: 02/11/22, 3:34 pm
Date Reported: 02/21/22

Client Sample ID:	SV-3-5.0	**Lab Sample ID:**	2202144-005A
Project Name/Location:	1035 Commercial Court	**Sample Matrix:**	Soil
Project Number:	1071-047		
Date/Time Sampled:	02/11/22 / 11:05		
SDG:			

Prep Method:	5035GRO	**Prep Batch Date/Time:**	2/18/22	10:06:00AM
Prep Batch ID:	1139334	**Prep Analyst:**	CSACH	

Parameters:	Analysis Method	DF	MDL	PQL	Results	Q	Units	Analyzed	Time	By	Analytical Batch
TPH as Gasoline	8260TPH	1	43	100	ND		ug/Kg	02/18/22	17:36	CS	463711
(S) 4-Bromofluorobenzene	8260TPH		43.9 - 127		**67.9**		%	02/18/22	17:36	CS	463711

Torrent LABORATORY, INC.

SAMPLE RESULTS

Report prepared for: Peter Sims
Farallon Consulting

Date/Time Received: 02/11/22, 3:34 pm
Date Reported: 02/21/22

Client Sample ID:	SV-3-10.0	**Lab Sample ID:**	2202144-006A
Project Name/Location:	1035 Commercial Court	**Sample Matrix:**	Soil
Project Number:	1071-047		
Date/Time Sampled:	02/11/22 / 11:10		
SDG:			

Prep Method:	7471BP	**Prep Batch Date/Time:**	2/17/22 11:45:00AM
Prep Batch ID:	1139276	**Prep Analyst:**	ATRUONG

Parameters:	Analysis Method	DF	MDL	PQL	Results	Q	Units	Analyzed	Time	By	Analytical Batch
Mercury	SW7471B	1	0.083	0.50	ND		mg/Kg	02/18/22	11:47	BJAY	463691

Torrent LABORATORY, INC.

SAMPLE RESULTS

Report prepared for: Peter Sims
Farallon Consulting

Date/Time Received: 02/11/22, 3:34 pm
Date Reported: 02/21/22

Client Sample ID:	SV-3-10.0	**Lab Sample ID:**	2202144-006A
Project Name/Location:	1035 Commercial Court	**Sample Matrix:**	Soil
Project Number:	1071-047		
Date/Time Sampled:	02/11/22 / 11:10		
SDG:			

Prep Method:	3050B	**Prep Batch Date/Time:**	2/17/22 11:40:00PM
Prep Batch ID:	1139277	**Prep Analyst:**	ATRUONG

Parameters:	Analysis Method	DF	MDL	PQL	Results	Q	Units	Analyzed	Time	By	Analytical Batch
Antimony	SW6010B	1	0.050	5.00	ND		mg/Kg	02/17/22	19:02	ERR	463673
Arsenic	SW6010B	1	0.15	1.30	**7.85**		mg/Kg	02/17/22	19:02	ERR	463673
Barium	SW6010B	1	0.055	5.00	**196**		mg/Kg	02/17/22	19:02	ERR	463673
Beryllium	SW6010B	1	0.055	5.00	ND		mg/Kg	02/17/22	19:02	ERR	463673
Cadmium	SW6010B	1	0.10	5.00	ND		mg/Kg	02/17/22	19:02	ERR	463673
Chromium	SW6010B	1	0.075	5.00	**63.0**		mg/Kg	02/17/22	19:02	ERR	463673
Cobalt	SW6010B	1	0.070	5.00	**16.7**		mg/Kg	02/17/22	19:02	ERR	463673
Copper	SW6010B	1	0.20	5.00	**43.9**		mg/Kg	02/17/22	19:02	ERR	463673
Lead	SW6010B	1	0.10	3.00	**15.5**		mg/Kg	02/17/22	19:02	ERR	463673
Molybdenum	SW6010B	1	0.050	5.00	ND		mg/Kg	02/17/22	19:02	ERR	463673
Nickel	SW6010B	1	0.50	5.00	**92.0**		mg/Kg	02/17/22	19:02	ERR	463673
Selenium	SW6010B	1	0.22	5.00	ND		mg/Kg	02/17/22	19:02	ERR	463673
Silver	SW6010B	1	0.15	1.00	ND		mg/Kg	02/17/22	19:02	ERR	463673
Thallium	SW6010B	1	0.55	5.00	ND		mg/Kg	02/17/22	19:02	ERR	463673
Vanadium	SW6010B	1	0.10	5.00	**46.9**		mg/Kg	02/17/22	19:02	ERR	463673
Zinc	SW6010B	1	0.30	5.00	**85.0**		mg/Kg	02/17/22	19:02	ERR	463673

Torrent LABORATORY, INC.

SAMPLE RESULTS

Report prepared for: Peter Sims
Farallon Consulting

Date/Time Received: 02/11/22, 3:34 pm
Date Reported: 02/21/22

Client Sample ID:	SV-3-10.0	**Lab Sample ID:**	2202144-006A
Project Name/Location:	1035 Commercial Court	**Sample Matrix:**	Soil
Project Number:	1071-047		
Date/Time Sampled:	02/11/22 / 11:10		
SDG:			

Prep Method:	3546_PAHSIM	**Prep Batch Date/Time:**	2/14/22 11:52:00AM
Prep Batch ID:	1139161	**Prep Analyst:**	KAURN

Parameters:	Analysis Method	DF	MDL	PQL	Results	Q	Units	Analyzed	Time	By	Analytical Batch
The results shown below are reported using their MDL.											
Naphthalene	SW8270C	20	28	220	**420**		ug/Kg	02/14/22	16:36	MT	463558
2-Methylnaphthalene	SW8270C	20	12	220	**33**	J	ug/Kg	02/14/22	16:36	MT	463558
1-Methylnaphthalene	SW8270C	20	10	220	**22**	J	ug/Kg	02/14/22	16:36	MT	463558
Acenaphthelene	SW8270C	20	10	220	ND		ug/Kg	02/14/22	16:36	MT	463558
Acenaphthene	SW8270C	20	9.0	220	ND		ug/Kg	02/14/22	16:36	MT	463558
Fluorene	SW8270C	20	15	220	ND		ug/Kg	02/14/22	16:36	MT	463558
Phenanthrene	SW8270C	20	33	220	**46**	J	ug/Kg	02/14/22	16:36	MT	463558
Anthracene	SW8270C	20	29	220	ND		ug/Kg	02/14/22	16:36	MT	463558
Fluoranthene	SW8270C	20	30	220	ND		ug/Kg	02/14/22	16:36	MT	463558
Pyrene	SW8270C	20	30	220	ND		ug/Kg	02/14/22	16:36	MT	463558
Benz[a]anthracene	SW8270C	20	26	220	**49**	J	ug/Kg	02/14/22	16:36	MT	463558
Chrysene	SW8270C	20	27	220	ND		ug/Kg	02/14/22	16:36	MT	463558
Benzo[b]fluoranthene	SW8270C	20	14	220	**20**	J	ug/Kg	02/14/22	16:36	MT	463558
Benzo[k]fluoranthene	SW8270C	20	13	220	ND		ug/Kg	02/14/22	16:36	MT	463558
Benzo[a]pyrene	SW8270C	20	16	220	ND		ug/Kg	02/14/22	16:36	MT	463558
Indeno[1,2,3-cd]pyrene	SW8270C	20	12	220	ND		ug/Kg	02/14/22	16:36	MT	463558
Dibenz[a,h]anthracene	SW8270C	20	15	220	ND		ug/Kg	02/14/22	16:36	MT	463558
Benzo[g,h,i]perylene	SW8270C	20	15	220	ND		ug/Kg	02/14/22	16:36	MT	463558
			Acceptance Limits								
2-Fluorobiphenyl (S)	SW8270C		45 - 125		**0.00**	D	%	02/14/22	16:36	MT	463558
p-Terphenyl-d14 (S)	SW8270C		30 - 125		**0.00**	D	%	02/14/22	16:36	MT	463558

NOTE: In an effort to minimize matrix interference, the solvent final volume to sample mass ratio had to be increased resulting in elevated reporting limits. The sample was further diluted due to the nature of the extract (dark, oily and viscous).

Torrent LABORATORY, INC.

SAMPLE RESULTS

Report prepared for: Peter Sims
Farallon Consulting

Date/Time Received: 02/11/22, 3:34 pm
Date Reported: 02/21/22

Client Sample ID:	SV-3-10.0	**Lab Sample ID:**	2202144-006A
Project Name/Location:	1035 Commercial Court	**Sample Matrix:**	Soil
Project Number:	1071-047		
Date/Time Sampled:	02/11/22 / 11:10		
SDG:			

Prep Method:	3546_TPH	**Prep Batch Date/Time:**	2/14/22 10:55:00AM
Prep Batch ID:	1139158	**Prep Analyst:**	NBAIN

Parameters:	Analysis Method	DF	MDL	PQL	Results	Q	Units	Analyzed	Time	By	Analytical Batch
TPH as Diesel	SW8015B	1	3.4	8.0	**110**	x	mg/Kg	02/15/22	7:46	SN	463672
TPH as Motor Oil	SW8015B	1	13	40	**168**		mg/Kg	02/15/22	7:46	SN	463672
			Acceptance Limits								
Pentacosane (S)	SW8015B		45 - 130		**95.1**		%	02/15/22	7:46	SN	463672

NOTE: x- Diesel result due to over-lapping of oil range and unknown organics within diesel range heavier than diesel quantified as diesel

Torrent LABORATORY, INC.

SAMPLE RESULTS

Report prepared for: Peter Sims
Farallon Consulting

Date/Time Received: 02/11/22, 3:34 pm
Date Reported: 02/21/22

Client Sample ID:	SV-3-10.0	**Lab Sample ID:**	2202144-006A
Project Name/Location:	1035 Commercial Court	**Sample Matrix:**	Soil
Project Number:	1071-047		
Date/Time Sampled:	02/11/22 / 11:10		
SDG:			

Prep Method:	5035	**Prep Batch Date/Time:**	2/18/22 10:06:00AM
Prep Batch ID:	1139333	**Prep Analyst:**	CSACH

Parameters:	Analysis Method	DF	MDL	PQL	Results	Q	Units	Analyzed	Time	By	Analytical Batch
Dichlorodifluoromethane	SW8260B	1	3.1	25	ND		ug/Kg	02/18/22	18:04	BP	463711
Chloromethane	SW8260B	1	4.6	25	ND		ug/Kg	02/18/22	18:04	BP	463711
Vinyl Chloride	SW8260B	1	5.1	25	ND		ug/Kg	02/18/22	18:04	BP	463711
Bromomethane	SW8260B	1	6.7	25	ND		ug/Kg	02/18/22	18:04	BP	463711
Chloroethane	SW8260B	1	7.5	25	ND		ug/Kg	02/18/22	18:04	BP	463711
Trichlorofluoromethane	SW8260B	1	5.2	25	ND		ug/Kg	02/18/22	18:04	BP	463711
1,1-Dichloroethene	SW8260B	1	5.1	25	ND		ug/Kg	02/18/22	18:04	BP	463711
Freon 113	SW8260B	1	4.7	25	ND		ug/Kg	02/18/22	18:04	BP	463711
Methylene Chloride	SW8260B	1	18	25	ND		ug/Kg	02/18/22	18:04	BP	463711
trans-1,2-Dichloroethene	SW8260B	1	5.2	25	ND		ug/Kg	02/18/22	18:04	BP	463711
MTBE	SW8260B	1	5.9	25	ND		ug/Kg	02/18/22	18:04	BP	463711
TBA	SW8260B	1	29	130	ND		ug/Kg	02/18/22	18:04	BP	463711
Diisopropyl ether	SW8260B	1	5.7	25	ND		ug/Kg	02/18/22	18:04	BP	463711
1,1-Dichloroethane	SW8260B	1	5.5	25	ND		ug/Kg	02/18/22	18:04	BP	463711
Ethyl tert-Butyl ether	SW8260B	1	5.7	25	ND		ug/Kg	02/18/22	18:04	BP	463711
cis-1,2-Dichloroethene	SW8260B	1	5.6	25	ND		ug/Kg	02/18/22	18:04	BP	463711
2,2-Dichloropropane	SW8260B	1	4.8	25	ND		ug/Kg	02/18/22	18:04	BP	463711
Bromochloromethane	SW8260B	1	5.8	25	ND		ug/Kg	02/18/22	18:04	BP	463711
Chloroform	SW8260B	1	5.9	25	ND		ug/Kg	02/18/22	18:04	BP	463711
Carbon Tetrachloride	SW8260B	1	5.1	25	ND		ug/Kg	02/18/22	18:04	BP	463711
1,1,1-Trichloroethane	SW8260B	1	5.2	25	ND		ug/Kg	02/18/22	18:04	BP	463711
1,1-Dichloropropene	SW8260B	1	4.9	25	ND		ug/Kg	02/18/22	18:04	BP	463711
Benzene	SW8260B	1	5.6	25	ND		ug/Kg	02/18/22	18:04	BP	463711
TAME	SW8260B	1	5.7	25	ND		ug/Kg	02/18/22	18:04	BP	463711
1,2-Dichloroethane	SW8260B	1	5.8	25	ND		ug/Kg	02/18/22	18:04	BP	463711
Trichloroethylene	SW8260B	1	4.5	25	ND		ug/Kg	02/18/22	18:04	BP	463711
Dibromomethane	SW8260B	1	4.6	25	ND		ug/Kg	02/18/22	18:04	BP	463711
1,2-Dichloropropane	SW8260B	1	4.7	25	ND		ug/Kg	02/18/22	18:04	BP	463711
Bromodichloromethane	SW8260B	1	4.9	25	ND		ug/Kg	02/18/22	18:04	BP	463711
cis-1,3-Dichloropropene	SW8260B	1	4.0	25	ND		ug/Kg	02/18/22	18:04	BP	463711
Toluene	SW8260B	1	4.6	25	ND		ug/Kg	02/18/22	18:04	BP	463711
Tetrachloroethene	SW8260B	1	4.2	25	ND		ug/Kg	02/18/22	18:04	BP	463711
trans-1,3-Dichloropropene	SW8260B	1	4.1	25	ND		ug/Kg	02/18/22	18:04	BP	463711
1,1,2-Trichloroethane	SW8260B	1	4.6	25	ND		ug/Kg	02/18/22	18:04	BP	463711
Dibromochloromethane	SW8260B	1	4.7	25	ND		ug/Kg	02/18/22	18:04	BP	463711
1,3-Dichloropropane	SW8260B	1	4.6	25	ND		ug/Kg	02/18/22	18:04	BP	463711
1,2-Dibromoethane	SW8260B	1	4.5	25	ND		ug/Kg	02/18/22	18:04	BP	463711
Chlorobenzene	SW8260B	1	4.5	25	ND		ug/Kg	02/18/22	18:04	BP	463711
Ethylbenzene	SW8260B	1	4.1	25	**36.9**		ug/Kg	02/18/22	18:04	BP	463711

Torrent LABORATORY, INC.

SAMPLE RESULTS

Report prepared for: Peter Sims
Farallon Consulting

Date/Time Received: 02/11/22, 3:34 pm
Date Reported: 02/21/22

Client Sample ID:	SV-3-10.0	**Lab Sample ID:**	2202144-006A
Project Name/Location:	1035 Commercial Court	**Sample Matrix:**	Soil
Project Number:	1071-047		
Date/Time Sampled:	02/11/22 / 11:10		
SDG:			

Prep Method:	5035	**Prep Batch Date/Time:**	2/18/22 10:06:00AM
Prep Batch ID:	1139333	**Prep Analyst:**	CSACH

Parameters:	Analysis Method	DF	MDL	PQL	Results	Q	Units	Analyzed	Time	By	Analytical Batch
1,1,1,2-Tetrachloroethane	SW8260B	1	4.8	25	ND		ug/Kg	02/18/22	18:04	BP	463711
m,p-Xylene	SW8260B	1	7.9	25	**166**		ug/Kg	02/18/22	18:04	BP	463711
o-Xylene	SW8260B	1	4.3	25	**41.8**		ug/Kg	02/18/22	18:04	BP	463711
Styrene	SW8260B	1	4.1	25	ND		ug/Kg	02/18/22	18:04	BP	463711
Bromoform	SW8260B	1	4.2	25	ND		ug/Kg	02/18/22	18:04	BP	463711
Isopropyl Benzene	SW8260B	1	4.0	25	ND		ug/Kg	02/18/22	18:04	BP	463711
n-Propylbenzene	SW8260B	1	3.9	25	ND		ug/Kg	02/18/22	18:04	BP	463711
Bromobenzene	SW8260B	1	4.4	25	ND		ug/Kg	02/18/22	18:04	BP	463711
1,1,2,2-Tetrachloroethane	SW8260B	1	4.8	25	ND		ug/Kg	02/18/22	18:04	BP	463711
2-Chlorotoluene	SW8260B	1	4.4	25	ND		ug/Kg	02/18/22	18:04	BP	463711
1,3,5-Trimethylbenzene	SW8260B	1	3.9	25	ND		ug/Kg	02/18/22	18:04	BP	463711
1,2,3-Trichloropropane	SW8260B	1	4.8	25	ND		ug/Kg	02/18/22	18:04	BP	463711
4-Chlorotoluene	SW8260B	1	4.1	25	ND		ug/Kg	02/18/22	18:04	BP	463711
tert-Butylbenzene	SW8260B	1	4.1	25	ND		ug/Kg	02/18/22	18:04	BP	463711
1,2,4-Trimethylbenzene	SW8260B	1	3.4	25	ND		ug/Kg	02/18/22	18:04	BP	463711
sec-Butyl Benzene	SW8260B	1	3.9	25	ND		ug/Kg	02/18/22	18:04	BP	463711
p-Isopropyltoluene	SW8260B	1	3.7	25	ND		ug/Kg	02/18/22	18:04	BP	463711
1,3-Dichlorobenzene	SW8260B	1	4.2	25	ND		ug/Kg	02/18/22	18:04	BP	463711
1,4-Dichlorobenzene	SW8260B	1	4.3	25	ND		ug/Kg	02/18/22	18:04	BP	463711
n-Butylbenzene	SW8260B	1	3.6	25	ND		ug/Kg	02/18/22	18:04	BP	463711
1,2-Dichlorobenzene	SW8260B	1	4.4	25	ND		ug/Kg	02/18/22	18:04	BP	463711
1,2-Dibromo-3-Chloropropane	SW8260B	1	4.6	25	ND		ug/Kg	02/18/22	18:04	BP	463711
Hexachlorobutadiene	SW8260B	1	3.4	25	ND		ug/Kg	02/18/22	18:04	BP	463711
1,2,4-Trichlorobenzene	SW8260B	1	3.7	25	ND		ug/Kg	02/18/22	18:04	BP	463711
Naphthalene	SW8260B	1	4.2	25	ND		ug/Kg	02/18/22	18:04	BP	463711
1,2,3-Trichlorobenzene	SW8260B	1	4.2	25	ND		ug/Kg	02/18/22	18:04	BP	463711
2-Butanone	SW8260B	1	5.7	25.0	**34.8**		ug/Kg	02/18/22	18:04	BP	463711
(S) Dibromofluoromethane	SW8260B		59.8 - 148		**106**		%	02/18/22	18:04	BP	463711
(S) Toluene-d8	SW8260B		55.2 - 133		**96.2**		%	02/18/22	18:04	BP	463711
(S) 4-Bromofluorobenzene	SW8260B		55.8 - 141		**124**		%	02/18/22	18:04	BP	463711

NOTE: Reporting limits raised due to high level of hydrocarbons present in the sample.

Torrent LABORATORY, INC.

SAMPLE RESULTS

Report prepared for: Peter Sims
Farallon Consulting

Date/Time Received: 02/11/22, 3:34 pm
Date Reported: 02/21/22

Client Sample ID:	SV-3-10.0	**Lab Sample ID:**	2202144-006A
Project Name/Location:	1035 Commercial Court	**Sample Matrix:**	Soil
Project Number:	1071-047		
Date/Time Sampled:	02/11/22 / 11:10		
SDG:			

Prep Method:	5035GRO	**Prep Batch Date/Time:**	2/18/22	10:06:00AM
Prep Batch ID:	1139334	**Prep Analyst:**	CSACH	

Parameters:	Analysis Method	DF	MDL	PQL	Results	Q	Units	Analyzed	Time	By	Analytical Batch
TPH as Gasoline	8260TPH	1	43	100	**311**	x	ug/Kg	02/18/22	18:04	CS	463711
(S) 4-Bromofluorobenzene	8260TPH		43.9 - 127		**60.2**		%	02/18/22	18:04	CS	463711

NOTE: x-Reported value is the result of discrete peaks of compounds (Ethyl benzene, xylene) in the sample.

Torrent LABORATORY, INC.

SAMPLE RESULTS

Report prepared for: Peter Sims
Farallon Consulting

Date/Time Received: 02/11/22, 3:34 pm
Date Reported: 02/21/22

Client Sample ID:	SV-4-5.0	**Lab Sample ID:**	2202144-007A
Project Name/Location:	1035 Commercial Court	**Sample Matrix:**	Soil
Project Number:	1071-047		
Date/Time Sampled:	02/11/22 / 9:40		
SDG:			

Prep Method:	7471BP	**Prep Batch Date/Time:**	2/17/22 11:45:00AM
Prep Batch ID:	1139276	**Prep Analyst:**	ATRUONG

Parameters:	Analysis Method	DF	MDL	PQL	Results	Q	Units	Analyzed	Time	By	Analytical Batch
Mercury	SW7471B	1	0.083	0.50	ND		mg/Kg	02/18/22	11:49	BJAY	463691

Torrent LABORATORY, INC.

SAMPLE RESULTS

Report prepared for: Peter Sims
Farallon Consulting

Date/Time Received: 02/11/22, 3:34 pm
Date Reported: 02/21/22

Client Sample ID:	SV-4-5.0	**Lab Sample ID:**	2202144-007A
Project Name/Location:	1035 Commercial Court	**Sample Matrix:**	Soil
Project Number:	1071-047		
Date/Time Sampled:	02/11/22 / 9:40		
SDG:			

Prep Method:	3050B	**Prep Batch Date/Time:**	2/17/22 11:40:00PM
Prep Batch ID:	1139277	**Prep Analyst:**	ATRUONG

Parameters:	Analysis Method	DF	MDL	PQL	Results	Q	Units	Analyzed	Time	By	Analytical Batch
Antimony	SW6010B	1	0.050	5.00	ND		mg/Kg	02/17/22	19:09	ERR	463673
Arsenic	SW6010B	1	0.15	1.30	**4.32**		mg/Kg	02/17/22	19:09	ERR	463673
Barium	SW6010B	1	0.055	5.00	**135**		mg/Kg	02/17/22	19:09	ERR	463673
Beryllium	SW6010B	1	0.055	5.00	ND		mg/Kg	02/17/22	19:09	ERR	463673
Cadmium	SW6010B	1	0.10	5.00	ND		mg/Kg	02/17/22	19:09	ERR	463673
Chromium	SW6010B	1	0.075	5.00	**17.8**		mg/Kg	02/17/22	19:09	ERR	463673
Cobalt	SW6010B	1	0.070	5.00	**6.25**		mg/Kg	02/17/22	19:09	ERR	463673
Copper	SW6010B	1	0.20	5.00	**18.8**		mg/Kg	02/17/22	19:09	ERR	463673
Lead	SW6010B	1	0.10	3.00	**12.3**		mg/Kg	02/17/22	19:09	ERR	463673
Molybdenum	SW6010B	1	0.050	5.00	ND		mg/Kg	02/17/22	19:09	ERR	463673
Nickel	SW6010B	1	0.50	5.00	**40.9**		mg/Kg	02/17/22	19:09	ERR	463673
Selenium	SW6010B	1	0.22	5.00	ND		mg/Kg	02/17/22	19:09	ERR	463673
Silver	SW6010B	1	0.15	1.00	ND		mg/Kg	02/17/22	19:09	ERR	463673
Thallium	SW6010B	1	0.55	5.00	ND		mg/Kg	02/17/22	19:09	ERR	463673
Vanadium	SW6010B	1	0.10	5.00	**22.1**		mg/Kg	02/17/22	19:09	ERR	463673
Zinc	SW6010B	1	0.30	5.00	**28.2**		mg/Kg	02/17/22	19:09	ERR	463673

Torrent LABORATORY, INC.

SAMPLE RESULTS

Report prepared for: Peter Sims
Farallon Consulting

Date/Time Received: 02/11/22, 3:34 pm
Date Reported: 02/21/22

Client Sample ID:	SV-4-5.0	**Lab Sample ID:**	2202144-007A
Project Name/Location:	1035 Commercial Court	**Sample Matrix:**	Soil
Project Number:	1071-047		
Date/Time Sampled:	02/11/22 / 9:40		
SDG:			

Prep Method:	3546_PAHSIM	**Prep Batch Date/Time:**	2/14/22 11:52:00AM
Prep Batch ID:	1139161	**Prep Analyst:**	KAURN

Parameters:	Analysis Method	DF	MDL	PQL	Results	Q	Units	Analyzed	Time	By	Analytical Batch
The results shown below are reported using their MDL.											
Naphthalene	SW8270C	5	2.6	20	**3.2**	J	ug/Kg	02/14/22	22:38	MT	463558
2-Methylnaphthalene	SW8270C	5	1.1	20	**33**		ug/Kg	02/14/22	22:38	MT	463558
1-Methylnaphthalene	SW8270C	5	0.92	20	**26**		ug/Kg	02/14/22	22:38	MT	463558
Acenaphthelene	SW8270C	5	0.93	20	**43**		ug/Kg	02/14/22	22:38	MT	463558
Acenaphthene	SW8270C	5	0.81	20	**38**		ug/Kg	02/14/22	22:38	MT	463558
Fluorene	SW8270C	5	1.3	20	**6.3**	J	ug/Kg	02/14/22	22:38	MT	463558
Phenanthrene	SW8270C	5	3.0	20	**160**		ug/Kg	02/14/22	22:38	MT	463558
Anthracene	SW8270C	5	2.7	20	**180**		ug/Kg	02/14/22	22:38	MT	463558
Fluoranthene	SW8270C	5	2.7	20	**10**	J	ug/Kg	02/14/22	22:38	MT	463558
Pyrene	SW8270C	5	2.7	20	**20**		ug/Kg	02/14/22	22:38	MT	463558
Benz[a]anthracene	SW8270C	5	2.3	20	**4.4**	J	ug/Kg	02/14/22	22:38	MT	463558
Chrysene	SW8270C	5	2.5	20	**14**	J	ug/Kg	02/14/22	22:38	MT	463558
Benzo[b]fluoranthene	SW8270C	5	1.2	20	**2.9**	J	ug/Kg	02/14/22	22:38	MT	463558
Benzo[k]fluoranthene	SW8270C	5	1.1	20	**1.1**	J	ug/Kg	02/14/22	22:38	MT	463558
Benzo[a]pyrene	SW8270C	5	1.4	20	**3.4**	J	ug/Kg	02/14/22	22:38	MT	463558
Indeno[1,2,3-cd]pyrene	SW8270C	5	1.1	20	ND		ug/Kg	02/14/22	22:38	MT	463558
Dibenz[a,h]anthracene	SW8270C	5	1.4	20	ND		ug/Kg	02/14/22	22:38	MT	463558
Benzo[g,h,i]perylene	SW8270C	5	1.3	20	**1.3**		ug/Kg	02/14/22	22:38	MT	463558
			Acceptance Limits								
2-Fluorobiphenyl (S)	SW8270C		45 - 125		**84**		%	02/14/22	22:38	MT	463558
p-Terphenyl-d14 (S)	SW8270C		30 - 125		**97**		%	02/14/22	22:38	MT	463558

NOTE: Sample diluted due to nature of the matrix (dark, viscous extract)

Torrent LABORATORY, INC.

SAMPLE RESULTS

Report prepared for: Peter Sims
Farallon Consulting

Date/Time Received: 02/11/22, 3:34 pm
Date Reported: 02/21/22

Client Sample ID:	SV-4-5.0	**Lab Sample ID:**	2202144-007A
Project Name/Location:	1035 Commercial Court	**Sample Matrix:**	Soil
Project Number:	1071-047		
Date/Time Sampled:	02/11/22 / 9:40		
SDG:			

Prep Method:	3546_TPH	**Prep Batch Date/Time:**	2/14/22 10:55:00AM
Prep Batch ID:	1139158	**Prep Analyst:**	NBAIN

Parameters:	Analysis Method	DF	MDL	PQL	Results	Q	Units	Analyzed	Time	By	Analytical Batch
TPH as Diesel	SW8015B	20	17	40	**494**	x	mg/Kg	02/18/22	10:40	SN	463677
TPH as Motor Oil	SW8015B	20	64	200	**370**		mg/Kg	02/18/22	10:40	SN	463677
			Acceptance Limits								
Pentacosane (S)	SW8015B		45 - 130		**0.000**	D	%	02/18/22	10:40	SN	463677

NOTE: x - Diesel result due to unknown organics within diesel quantified range, possibly weathered diesel

Torrent LABORATORY, INC.

SAMPLE RESULTS

Report prepared for: Peter Sims
Farallon Consulting

Date/Time Received: 02/11/22, 3:34 pm
Date Reported: 02/21/22

Client Sample ID:	SV-4-5.0	**Lab Sample ID:**	2202144-007A
Project Name/Location:	1035 Commercial Court	**Sample Matrix:**	Soil
Project Number:	1071-047		
Date/Time Sampled:	02/11/22 / 9:40		
SDG:			

Prep Method:	5035	**Prep Batch Date/Time:**	2/18/22 10:06:00AM
Prep Batch ID:	1139333	**Prep Analyst:**	CSACH

Parameters:	Analysis Method	DF	MDL	PQL	Results	Q	Units	Analyzed	Time	By	Analytical Batch
Dichlorodifluoromethane	SW8260B	1	1.2	10	ND		ug/Kg	02/18/22	18:32	BP	463711
Chloromethane	SW8260B	1	1.8	10	ND		ug/Kg	02/18/22	18:32	BP	463711
Vinyl Chloride	SW8260B	1	2.0	10	ND		ug/Kg	02/18/22	18:32	BP	463711
Bromomethane	SW8260B	1	2.7	10	ND		ug/Kg	02/18/22	18:32	BP	463711
Chloroethane	SW8260B	1	3.0	10	ND		ug/Kg	02/18/22	18:32	BP	463711
Trichlorofluoromethane	SW8260B	1	2.1	10	ND		ug/Kg	02/18/22	18:32	BP	463711
1,1-Dichloroethene	SW8260B	1	2.0	10	ND		ug/Kg	02/18/22	18:32	BP	463711
Freon 113	SW8260B	1	1.9	10	ND		ug/Kg	02/18/22	18:32	BP	463711
Methylene Chloride	SW8260B	1	7.1	10	ND		ug/Kg	02/18/22	18:32	BP	463711
trans-1,2-Dichloroethene	SW8260B	1	2.1	10	ND		ug/Kg	02/18/22	18:32	BP	463711
MTBE	SW8260B	1	2.3	10	ND		ug/Kg	02/18/22	18:32	BP	463711
TBA	SW8260B	1	12	50	ND		ug/Kg	02/18/22	18:32	BP	463711
Diisopropyl ether	SW8260B	1	2.3	10	ND		ug/Kg	02/18/22	18:32	BP	463711
1,1-Dichloroethane	SW8260B	1	2.2	10	ND		ug/Kg	02/18/22	18:32	BP	463711
Ethyl tert-Butyl ether	SW8260B	1	2.3	10	ND		ug/Kg	02/18/22	18:32	BP	463711
cis-1,2-Dichloroethene	SW8260B	1	2.2	10	ND		ug/Kg	02/18/22	18:32	BP	463711
2,2-Dichloropropane	SW8260B	1	1.9	10	ND		ug/Kg	02/18/22	18:32	BP	463711
Bromochloromethane	SW8260B	1	2.3	10	ND		ug/Kg	02/18/22	18:32	BP	463711
Chloroform	SW8260B	1	2.4	10	ND		ug/Kg	02/18/22	18:32	BP	463711
Carbon Tetrachloride	SW8260B	1	2.1	10	ND		ug/Kg	02/18/22	18:32	BP	463711
1,1,1-Trichloroethane	SW8260B	1	2.1	10	ND		ug/Kg	02/18/22	18:32	BP	463711
1,1-Dichloropropene	SW8260B	1	2.0	10	ND		ug/Kg	02/18/22	18:32	BP	463711
Benzene	SW8260B	1	2.2	10	ND		ug/Kg	02/18/22	18:32	BP	463711
TAME	SW8260B	1	2.3	10	ND		ug/Kg	02/18/22	18:32	BP	463711
1,2-Dichloroethane	SW8260B	1	2.3	10	ND		ug/Kg	02/18/22	18:32	BP	463711
Trichloroethylene	SW8260B	1	1.8	10	ND		ug/Kg	02/18/22	18:32	BP	463711
Dibromomethane	SW8260B	1	1.8	10	ND		ug/Kg	02/18/22	18:32	BP	463711
1,2-Dichloropropane	SW8260B	1	1.9	10	ND		ug/Kg	02/18/22	18:32	BP	463711
Bromodichloromethane	SW8260B	1	2.0	10	ND		ug/Kg	02/18/22	18:32	BP	463711
cis-1,3-Dichloropropene	SW8260B	1	1.6	10	ND		ug/Kg	02/18/22	18:32	BP	463711
Toluene	SW8260B	1	1.8	10	ND		ug/Kg	02/18/22	18:32	BP	463711
Tetrachloroethene	SW8260B	1	1.7	10	ND		ug/Kg	02/18/22	18:32	BP	463711
trans-1,3-Dichloropropene	SW8260B	1	1.6	10	ND		ug/Kg	02/18/22	18:32	BP	463711
1,1,2-Trichloroethane	SW8260B	1	1.8	10	ND		ug/Kg	02/18/22	18:32	BP	463711
Dibromochloromethane	SW8260B	1	1.9	10	ND		ug/Kg	02/18/22	18:32	BP	463711
1,3-Dichloropropane	SW8260B	1	1.8	10	ND		ug/Kg	02/18/22	18:32	BP	463711
1,2-Dibromoethane	SW8260B	1	1.8	10	ND		ug/Kg	02/18/22	18:32	BP	463711
Chlorobenzene	SW8260B	1	1.8	10	ND		ug/Kg	02/18/22	18:32	BP	463711
Ethylbenzene	SW8260B	1	1.7	10	ND		ug/Kg	02/18/22	18:32	BP	463711

Torrent LABORATORY, INC.

SAMPLE RESULTS

Report prepared for: Peter Sims
Farallon Consulting

Date/Time Received: 02/11/22, 3:34 pm
Date Reported: 02/21/22

Client Sample ID:	SV-4-5.0	**Lab Sample ID:**	2202144-007A
Project Name/Location:	1035 Commercial Court	**Sample Matrix:**	Soil
Project Number:	1071-047		
Date/Time Sampled:	02/11/22 / 9:40		
SDG:			

Prep Method:	5035	**Prep Batch Date/Time:**	2/18/22 10:06:00AM
Prep Batch ID:	1139333	**Prep Analyst:**	CSACH

Parameters:	Analysis Method	DF	MDL	PQL	Results	Q	Units	Analyzed	Time	By	Analytical Batch
1,1,1,2-Tetrachloroethane	SW8260B	1	1.9	10	ND		ug/Kg	02/18/22	18:32	BP	463711
m,p-Xylene	SW8260B	1	3.2	10	ND		ug/Kg	02/18/22	18:32	BP	463711
o-Xylene	SW8260B	1	1.7	10	ND		ug/Kg	02/18/22	18:32	BP	463711
Styrene	SW8260B	1	1.6	10	ND		ug/Kg	02/18/22	18:32	BP	463711
Bromoform	SW8260B	1	1.7	10	ND		ug/Kg	02/18/22	18:32	BP	463711
Isopropyl Benzene	SW8260B	1	1.6	10	ND		ug/Kg	02/18/22	18:32	BP	463711
n-Propylbenzene	SW8260B	1	1.6	10	ND		ug/Kg	02/18/22	18:32	BP	463711
Bromobenzene	SW8260B	1	1.8	10	ND		ug/Kg	02/18/22	18:32	BP	463711
1,1,2,2-Tetrachloroethane	SW8260B	1	1.9	10	ND		ug/Kg	02/18/22	18:32	BP	463711
2-Chlorotoluene	SW8260B	1	1.8	10	ND		ug/Kg	02/18/22	18:32	BP	463711
1,3,5-Trimethylbenzene	SW8260B	1	1.6	10	ND		ug/Kg	02/18/22	18:32	BP	463711
1,2,3-Trichloropropane	SW8260B	1	1.9	10	ND		ug/Kg	02/18/22	18:32	BP	463711
4-Chlorotoluene	SW8260B	1	1.6	10	ND		ug/Kg	02/18/22	18:32	BP	463711
tert-Butylbenzene	SW8260B	1	1.6	10	ND		ug/Kg	02/18/22	18:32	BP	463711
1,2,4-Trimethylbenzene	SW8260B	1	1.4	10	ND		ug/Kg	02/18/22	18:32	BP	463711
sec-Butyl Benzene	SW8260B	1	1.6	10	ND		ug/Kg	02/18/22	18:32	BP	463711
p-Isopropyltoluene	SW8260B	1	1.5	10	ND		ug/Kg	02/18/22	18:32	BP	463711
1,3-Dichlorobenzene	SW8260B	1	1.7	10	ND		ug/Kg	02/18/22	18:32	BP	463711
1,4-Dichlorobenzene	SW8260B	1	1.7	10	ND		ug/Kg	02/18/22	18:32	BP	463711
n-Butylbenzene	SW8260B	1	1.5	10	ND		ug/Kg	02/18/22	18:32	BP	463711
1,2-Dichlorobenzene	SW8260B	1	1.8	10	ND		ug/Kg	02/18/22	18:32	BP	463711
1,2-Dibromo-3-Chloropropane	SW8260B	1	1.8	10	ND		ug/Kg	02/18/22	18:32	BP	463711
Hexachlorobutadiene	SW8260B	1	1.4	10	ND		ug/Kg	02/18/22	18:32	BP	463711
1,2,4-Trichlorobenzene	SW8260B	1	1.5	10	ND		ug/Kg	02/18/22	18:32	BP	463711
Naphthalene	SW8260B	1	1.7	10	ND		ug/Kg	02/18/22	18:32	BP	463711
1,2,3-Trichlorobenzene	SW8260B	1	1.7	10	ND		ug/Kg	02/18/22	18:32	BP	463711
2-Butanone	SW8260B	1	2.3	10.0	ND		ug/Kg	02/18/22	18:32	BP	463711
(S) Dibromofluoromethane	SW8260B		59.8 - 148		**22.6**	S	%	02/18/22	18:32	BP	463711
(S) Toluene-d8	SW8260B		55.2 - 133		**99.7**		%	02/18/22	18:32	BP	463711
(S) 4-Bromofluorobenzene	SW8260B		55.8 - 141		**129**		%	02/18/22	18:32	BP	463711

NOTE: S-surrogate outside of control limits due to possible matrix interference.

Torrent LABORATORY, INC.

SAMPLE RESULTS

Report prepared for: Peter Sims
Farallon Consulting

Date/Time Received: 02/11/22, 3:34 pm
Date Reported: 02/21/22

Client Sample ID:	SV-4-5.0	**Lab Sample ID:**	2202144-007A
Project Name/Location:	1035 Commercial Court	**Sample Matrix:**	Soil
Project Number:	1071-047		
Date/Time Sampled:	02/11/22 / 9:40		
SDG:			

Prep Method:	5035GRO	**Prep Batch Date/Time:**	2/18/22	10:06:00AM
Prep Batch ID:	1139334	**Prep Analyst:**	CSACH	

Parameters:	Analysis Method	DF	MDL	PQL	Results	Q	Units	Analyzed	Time	By	Analytical Batch
TPH as Gasoline	8260TPH	1	43	100	ND		ug/Kg	02/18/22	18:32	CS	463711
(S) 4-Bromofluorobenzene	8260TPH		43.9 - 127		**65.1**		%	02/18/22	18:32	CS	463711

Torrent LABORATORY, INC.

SAMPLE RESULTS

Report prepared for: Peter Sims
Farallon Consulting

Date/Time Received: 02/11/22, 3:34 pm
Date Reported: 02/21/22

Client Sample ID:	SV-4-10.0	**Lab Sample ID:**	2202144-008A
Project Name/Location:	1035 Commercial Court	**Sample Matrix:**	Soil
Project Number:	1071-047		
Date/Time Sampled:	02/11/22 / 9:45		
SDG:			

Prep Method:	7471BP	**Prep Batch Date/Time:**	2/17/22 11:45:00AM
Prep Batch ID:	1139276	**Prep Analyst:**	ATRUONG

Parameters:	Analysis Method	DF	MDL	PQL	Results	Q	Units	Analyzed	Time	By	Analytical Batch
Mercury	SW7471B	1	0.083	0.50	ND		mg/Kg	02/18/22	11:51	BJAY	463691

Torrent LABORATORY, INC.

SAMPLE RESULTS

Report prepared for: Peter Sims
Farallon Consulting

Date/Time Received: 02/11/22, 3:34 pm
Date Reported: 02/21/22

Client Sample ID:	SV-4-10.0	**Lab Sample ID:**	2202144-008A
Project Name/Location:	1035 Commercial Court	**Sample Matrix:**	Soil
Project Number:	1071-047		
Date/Time Sampled:	02/11/22 / 9:45		
SDG:			

Prep Method:	3050B	**Prep Batch Date/Time:**	2/17/22 11:40:00PM
Prep Batch ID:	1139277	**Prep Analyst:**	ATRUONG

Parameters:	Analysis Method	DF	MDL	PQL	Results	Q	Units	Analyzed	Time	By	Analytical Batch
Antimony	SW6010B	1	0.050	5.00	ND		mg/Kg	02/17/22	19:12	ERR	463673
Arsenic	SW6010B	1	0.15	1.30	**6.70**		mg/Kg	02/17/22	19:12	ERR	463673
Barium	SW6010B	1	0.055	5.00	**183**		mg/Kg	02/17/22	19:12	ERR	463673
Beryllium	SW6010B	1	0.055	5.00	ND		mg/Kg	02/17/22	19:12	ERR	463673
Cadmium	SW6010B	1	0.10	5.00	ND		mg/Kg	02/17/22	19:12	ERR	463673
Chromium	SW6010B	1	0.075	5.00	**57.5**		mg/Kg	02/17/22	19:12	ERR	463673
Cobalt	SW6010B	1	0.070	5.00	**14.0**		mg/Kg	02/17/22	19:12	ERR	463673
Copper	SW6010B	1	0.20	5.00	**41.6**		mg/Kg	02/17/22	19:12	ERR	463673
Lead	SW6010B	1	0.10	3.00	**45.1**		mg/Kg	02/17/22	19:12	ERR	463673
Molybdenum	SW6010B	1	0.050	5.00	ND		mg/Kg	02/17/22	19:12	ERR	463673
Nickel	SW6010B	1	0.50	5.00	**91.5**		mg/Kg	02/17/22	19:12	ERR	463673
Selenium	SW6010B	1	0.22	5.00	ND		mg/Kg	02/17/22	19:12	ERR	463673
Silver	SW6010B	1	0.15	1.00	ND		mg/Kg	02/17/22	19:12	ERR	463673
Thallium	SW6010B	1	0.55	5.00	ND		mg/Kg	02/17/22	19:12	ERR	463673
Vanadium	SW6010B	1	0.10	5.00	**36.4**		mg/Kg	02/17/22	19:12	ERR	463673
Zinc	SW6010B	1	0.30	5.00	**87.0**		mg/Kg	02/17/22	19:12	ERR	463673

Torrent LABORATORY, INC.

SAMPLE RESULTS

Report prepared for: Peter Sims
Farallon Consulting

Date/Time Received: 02/11/22, 3:34 pm
Date Reported: 02/21/22

Client Sample ID:	SV-4-10.0	**Lab Sample ID:**	2202144-008A
Project Name/Location:	1035 Commercial Court	**Sample Matrix:**	Soil
Project Number:	1071-047		
Date/Time Sampled:	02/11/22 / 9:45		
SDG:			

Prep Method:	3546_PAHSIM	**Prep Batch Date/Time:**	2/14/22 11:52:00AM
Prep Batch ID:	1139161	**Prep Analyst:**	KAURN

Parameters:	Analysis Method	DF	MDL	PQL	Results	Q	Units	Analyzed	Time	By	Analytical Batch
The results shown below are reported using their MDL.											
Naphthalene	SW8270C	10	5.1	40	**110**		ug/Kg	02/14/22	17:36	MT	463558
2-Methylnaphthalene	SW8270C	10	2.2	40	**350**		ug/Kg	02/14/22	17:36	MT	463558
1-Methylnaphthalene	SW8270C	10	1.8	40	**130**		ug/Kg	02/14/22	17:36	MT	463558
Acenaphthelene	SW8270C	10	1.9	40	**2.7**	J	ug/Kg	02/14/22	17:36	MT	463558
Acenaphthene	SW8270C	10	1.6	40	**4.5**	J	ug/Kg	02/14/22	17:36	MT	463558
Fluorene	SW8270C	10	2.7	40	**15**	J	ug/Kg	02/14/22	17:36	MT	463558
Phenanthrene	SW8270C	10	5.9	40	**72**		ug/Kg	02/14/22	17:36	MT	463558
Anthracene	SW8270C	10	5.3	40	**8.5**	J	ug/Kg	02/14/22	17:36	MT	463558
Fluoranthene	SW8270C	10	5.3	40	**22**	J	ug/Kg	02/14/22	17:36	MT	463558
Pyrene	SW8270C	10	5.5	40	**55**		ug/Kg	02/14/22	17:36	MT	463558
Benz[a]anthracene	SW8270C	10	4.6	40	**23**	J	ug/Kg	02/14/22	17:36	MT	463558
Chrysene	SW8270C	10	4.9	40	**52**		ug/Kg	02/14/22	17:36	MT	463558
Benzo[b]fluoranthene	SW8270C	10	2.4	40	**21**	J	ug/Kg	02/14/22	17:36	MT	463558
Benzo[k]fluoranthene	SW8270C	10	2.3	40	ND		ug/Kg	02/14/22	17:36	MT	463558
Benzo[a]pyrene	SW8270C	10	2.8	40	**10**	J	ug/Kg	02/14/22	17:36	MT	463558
Indeno[1,2,3-cd]pyrene	SW8270C	10	2.2	40	**9.6**	J	ug/Kg	02/14/22	17:36	MT	463558
Dibenz[a,h]anthracene	SW8270C	10	2.7	40	**3.8**	J	ug/Kg	02/14/22	17:36	MT	463558
Benzo[g,h,i]perylene	SW8270C	10	2.7	40	**13**	J	ug/Kg	02/14/22	17:36	MT	463558
			Acceptance Limits								
2-Fluorobiphenyl (S)	SW8270C		45 - 125		**71**		%	02/14/22	17:36	MT	463558
p-Terphenyl-d14 (S)	SW8270C		30 - 125		**86**		%	02/14/22	17:36	MT	463558

NOTE: Sample diluted due to nature of the matrix (dark, viscous extract)

Torrent LABORATORY, INC.

SAMPLE RESULTS

Report prepared for: Peter Sims
Farallon Consulting

Date/Time Received: 02/11/22, 3:34 pm
Date Reported: 02/21/22

Client Sample ID:	SV-4-10.0	**Lab Sample ID:**	2202144-008A
Project Name/Location:	1035 Commercial Court	**Sample Matrix:**	Soil
Project Number:	1071-047		
Date/Time Sampled:	02/11/22 / 9:45		
SDG:			

Prep Method:	3546_TPH	**Prep Batch Date/Time:**	2/14/22 10:55:00AM
Prep Batch ID:	1139158	**Prep Analyst:**	NBAIN

Parameters:	Analysis Method	DF	MDL	PQL	Results	Q	Units	Analyzed	Time	By	Analytical Batch
TPH as Diesel	SW8015B	5	17	40	**302**	x	mg/Kg	02/15/22	12:19	SN	463672
TPH as Motor Oil	SW8015B	5	64	200	**883**		mg/Kg	02/15/22	12:19	SN	463672
			Acceptance Limits								
Pentacosane (S)	SW8015B		45 - 130		**0.000**	D	%	02/15/22	12:19	SN	463672

NOTE: x-Diesel value the result of overlap of Oil range into Diesel range

Torrent LABORATORY, INC.

SAMPLE RESULTS

Report prepared for: Peter Sims
Farallon Consulting

Date/Time Received: 02/11/22, 3:34 pm
Date Reported: 02/21/22

Client Sample ID:	SV-4-10.0	**Lab Sample ID:**	2202144-008A
Project Name/Location:	1035 Commercial Court	**Sample Matrix:**	Soil
Project Number:	1071-047		
Date/Time Sampled:	02/11/22 / 9:45		
SDG:			

Prep Method:	5035	**Prep Batch Date/Time:**	2/18/22 10:06:00AM
Prep Batch ID:	1139333	**Prep Analyst:**	CSACH

Parameters:	Analysis Method	DF	MDL	PQL	Results	Q	Units	Analyzed	Time	By	Analytical Batch
Dichlorodifluoromethane	SW8260B	1	1.2	10	ND		ug/Kg	02/18/22	19:29	BP	463711
Chloromethane	SW8260B	1	1.8	10	ND		ug/Kg	02/18/22	19:29	BP	463711
Vinyl Chloride	SW8260B	1	2.0	10	ND		ug/Kg	02/18/22	19:29	BP	463711
Bromomethane	SW8260B	1	2.7	10	ND		ug/Kg	02/18/22	19:29	BP	463711
Chloroethane	SW8260B	1	3.0	10	ND		ug/Kg	02/18/22	19:29	BP	463711
Trichlorofluoromethane	SW8260B	1	2.1	10	ND		ug/Kg	02/18/22	19:29	BP	463711
1,1-Dichloroethene	SW8260B	1	2.0	10	ND		ug/Kg	02/18/22	19:29	BP	463711
Freon 113	SW8260B	1	1.9	10	ND		ug/Kg	02/18/22	19:29	BP	463711
Methylene Chloride	SW8260B	1	7.1	10	ND		ug/Kg	02/18/22	19:29	BP	463711
trans-1,2-Dichloroethene	SW8260B	1	2.1	10	ND		ug/Kg	02/18/22	19:29	BP	463711
MTBE	SW8260B	1	2.3	10	ND		ug/Kg	02/18/22	19:29	BP	463711
TBA	SW8260B	1	12	50	ND		ug/Kg	02/18/22	19:29	BP	463711
Diisopropyl ether	SW8260B	1	2.3	10	ND		ug/Kg	02/18/22	19:29	BP	463711
1,1-Dichloroethane	SW8260B	1	2.2	10	ND		ug/Kg	02/18/22	19:29	BP	463711
Ethyl tert-Butyl ether	SW8260B	1	2.3	10	ND		ug/Kg	02/18/22	19:29	BP	463711
cis-1,2-Dichloroethene	SW8260B	1	2.2	10	ND		ug/Kg	02/18/22	19:29	BP	463711
2,2-Dichloropropane	SW8260B	1	1.9	10	ND		ug/Kg	02/18/22	19:29	BP	463711
Bromochloromethane	SW8260B	1	2.3	10	ND		ug/Kg	02/18/22	19:29	BP	463711
Chloroform	SW8260B	1	2.4	10	ND		ug/Kg	02/18/22	19:29	BP	463711
Carbon Tetrachloride	SW8260B	1	2.1	10	ND		ug/Kg	02/18/22	19:29	BP	463711
1,1,1-Trichloroethane	SW8260B	1	2.1	10	ND		ug/Kg	02/18/22	19:29	BP	463711
1,1-Dichloropropene	SW8260B	1	2.0	10	ND		ug/Kg	02/18/22	19:29	BP	463711
Benzene	SW8260B	1	2.2	10	ND		ug/Kg	02/18/22	19:29	BP	463711
TAME	SW8260B	1	2.3	10	ND		ug/Kg	02/18/22	19:29	BP	463711
1,2-Dichloroethane	SW8260B	1	2.3	10	ND		ug/Kg	02/18/22	19:29	BP	463711
Trichloroethylene	SW8260B	1	1.8	10	ND		ug/Kg	02/18/22	19:29	BP	463711
Dibromomethane	SW8260B	1	1.8	10	ND		ug/Kg	02/18/22	19:29	BP	463711
1,2-Dichloropropane	SW8260B	1	1.9	10	ND		ug/Kg	02/18/22	19:29	BP	463711
Bromodichloromethane	SW8260B	1	2.0	10	ND		ug/Kg	02/18/22	19:29	BP	463711
cis-1,3-Dichloropropene	SW8260B	1	1.6	10	ND		ug/Kg	02/18/22	19:29	BP	463711
Toluene	SW8260B	1	1.8	10	ND		ug/Kg	02/18/22	19:29	BP	463711
Tetrachloroethene	SW8260B	1	1.7	10	ND		ug/Kg	02/18/22	19:29	BP	463711
trans-1,3-Dichloropropene	SW8260B	1	1.6	10	ND		ug/Kg	02/18/22	19:29	BP	463711
1,1,2-Trichloroethane	SW8260B	1	1.8	10	ND		ug/Kg	02/18/22	19:29	BP	463711
Dibromochloromethane	SW8260B	1	1.9	10	ND		ug/Kg	02/18/22	19:29	BP	463711
1,3-Dichloropropane	SW8260B	1	1.8	10	ND		ug/Kg	02/18/22	19:29	BP	463711
1,2-Dibromoethane	SW8260B	1	1.8	10	ND		ug/Kg	02/18/22	19:29	BP	463711
Chlorobenzene	SW8260B	1	1.8	10	ND		ug/Kg	02/18/22	19:29	BP	463711
Ethylbenzene	SW8260B	1	1.7	10	**16.0**		ug/Kg	02/18/22	19:29	BP	463711

Torrent LABORATORY, INC.

SAMPLE RESULTS

Report prepared for: Peter Sims
Farallon Consulting

Date/Time Received: 02/11/22, 3:34 pm
Date Reported: 02/21/22

Client Sample ID:	SV-4-10.0	**Lab Sample ID:**	2202144-008A
Project Name/Location:	1035 Commercial Court	**Sample Matrix:**	Soil
Project Number:	1071-047		
Date/Time Sampled:	02/11/22 / 9:45		
SDG:			

Prep Method:	5035	**Prep Batch Date/Time:**	2/18/22 10:06:00AM
Prep Batch ID:	1139333	**Prep Analyst:**	CSACH

Parameters:	Analysis Method	DF	MDL	PQL	Results	Q	Units	Analyzed	Time	By	Analytical Batch
1,1,1,2-Tetrachloroethane	SW8260B	1	1.9	10	ND		ug/Kg	02/18/22	19:29	BP	463711
m,p-Xylene	SW8260B	1	3.2	10	**175**		ug/Kg	02/18/22	19:29	BP	463711
o-Xylene	SW8260B	1	1.7	10	**14.3**		ug/Kg	02/18/22	19:29	BP	463711
Styrene	SW8260B	1	1.6	10	ND		ug/Kg	02/18/22	19:29	BP	463711
Bromoform	SW8260B	1	1.7	10	ND		ug/Kg	02/18/22	19:29	BP	463711
Isopropyl Benzene	SW8260B	1	1.6	10	ND		ug/Kg	02/18/22	19:29	BP	463711
n-Propylbenzene	SW8260B	1	1.6	10	ND		ug/Kg	02/18/22	19:29	BP	463711
Bromobenzene	SW8260B	1	1.8	10	ND		ug/Kg	02/18/22	19:29	BP	463711
1,1,2,2-Tetrachloroethane	SW8260B	1	1.9	10	ND		ug/Kg	02/18/22	19:29	BP	463711
2-Chlorotoluene	SW8260B	1	1.8	10	ND		ug/Kg	02/18/22	19:29	BP	463711
1,3,5-Trimethylbenzene	SW8260B	1	1.6	10	ND		ug/Kg	02/18/22	19:29	BP	463711
1,2,3-Trichloropropane	SW8260B	1	1.9	10	ND		ug/Kg	02/18/22	19:29	BP	463711
4-Chlorotoluene	SW8260B	1	1.6	10	ND		ug/Kg	02/18/22	19:29	BP	463711
tert-Butylbenzene	SW8260B	1	1.6	10	ND		ug/Kg	02/18/22	19:29	BP	463711
1,2,4-Trimethylbenzene	SW8260B	1	1.4	10	ND		ug/Kg	02/18/22	19:29	BP	463711
sec-Butyl Benzene	SW8260B	1	1.6	10	ND		ug/Kg	02/18/22	19:29	BP	463711
p-Isopropyltoluene	SW8260B	1	1.5	10	ND		ug/Kg	02/18/22	19:29	BP	463711
1,3-Dichlorobenzene	SW8260B	1	1.7	10	ND		ug/Kg	02/18/22	19:29	BP	463711
1,4-Dichlorobenzene	SW8260B	1	1.7	10	ND		ug/Kg	02/18/22	19:29	BP	463711
n-Butylbenzene	SW8260B	1	1.5	10	ND		ug/Kg	02/18/22	19:29	BP	463711
1,2-Dichlorobenzene	SW8260B	1	1.8	10	ND		ug/Kg	02/18/22	19:29	BP	463711
1,2-Dibromo-3-Chloropropane	SW8260B	1	1.8	10	ND		ug/Kg	02/18/22	19:29	BP	463711
Hexachlorobutadiene	SW8260B	1	1.4	10	ND		ug/Kg	02/18/22	19:29	BP	463711
1,2,4-Trichlorobenzene	SW8260B	1	1.5	10	ND		ug/Kg	02/18/22	19:29	BP	463711
Naphthalene	SW8260B	1	1.7	10	ND		ug/Kg	02/18/22	19:29	BP	463711
1,2,3-Trichlorobenzene	SW8260B	1	1.7	10	ND		ug/Kg	02/18/22	19:29	BP	463711
2-Butanone	SW8260B	1	2.3	10.0	ND		ug/Kg	02/18/22	19:29	BP	463711
(S) Dibromofluoromethane	SW8260B		59.8 - 148		**109**		%	02/18/22	19:29	BP	463711
(S) Toluene-d8	SW8260B		55.2 - 133		**108**		%	02/18/22	19:29	BP	463711
(S) 4-Bromofluorobenzene	SW8260B		55.8 - 141		**140**		%	02/18/22	19:29	BP	463711

NOTE: Internal standard areas were outside of the QC limits, indicating a matrix effect, analyzed twice.

Torrent LABORATORY, INC.

SAMPLE RESULTS

Report prepared for: Peter Sims
Farallon Consulting

Date/Time Received: 02/11/22, 3:34 pm
Date Reported: 02/21/22

Client Sample ID:	SV-4-10.0	**Lab Sample ID:**	2202144-008A
Project Name/Location:	1035 Commercial Court	**Sample Matrix:**	Soil
Project Number:	1071-047		
Date/Time Sampled:	02/11/22 / 9:45		
SDG:			

Prep Method:	5035GRO	**Prep Batch Date/Time:**	2/18/22	10:06:00AM
Prep Batch ID:	1139334	**Prep Analyst:**	CSACH	

Parameters:	Analysis Method	DF	MDL	PQL	Results	Q	Units	Analyzed	Time	By	Analytical Batch
TPH as Gasoline	8260TPH	1	43	100	**759**	x	ug/Kg	02/18/22	19:29	CS	463711
(S) 4-Bromofluorobenzene	8260TPH		43.9 - 127		**63.1**		%	02/18/22	19:29	CS	463711

NOTE: x-Reported value is elevated due to discrete peak (light end) of non-gasoline compounds in the sample.

Torrent LABORATORY, INC.

SAMPLE RESULTS

Report prepared for: Peter Sims
Farallon Consulting

Date/Time Received: 02/11/22, 3:34 pm
Date Reported: 02/21/22

Client Sample ID:	SV-5-5.0	**Lab Sample ID:**	2202144-009A
Project Name/Location:	1035 Commercial Court	**Sample Matrix:**	Soil
Project Number:	1071-047		
Date/Time Sampled:	02/11/22 / 13:50		
SDG:			

Prep Method:	7471BP	**Prep Batch Date/Time:**	2/17/22 11:45:00AM
Prep Batch ID:	1139276	**Prep Analyst:**	ATRUONG

Parameters:	Analysis Method	DF	MDL	PQL	Results	Q	Units	Analyzed	Time	By	Analytical Batch
Mercury	SW7471B	1	0.083	0.50	ND		mg/Kg	02/18/22	11:53	BJAY	463691

Torrent LABORATORY, INC.

SAMPLE RESULTS

Report prepared for: Peter Sims
Farallon Consulting

Date/Time Received: 02/11/22, 3:34 pm
Date Reported: 02/21/22

Client Sample ID:	SV-5-5.0	**Lab Sample ID:**	2202144-009A
Project Name/Location:	1035 Commercial Court	**Sample Matrix:**	Soil
Project Number:	1071-047		
Date/Time Sampled:	02/11/22 / 13:50		
SDG:			

Prep Method:	3050B	**Prep Batch Date/Time:**	2/17/22 11:40:00PM
Prep Batch ID:	1139277	**Prep Analyst:**	ATRUONG

Parameters:	Analysis Method	DF	MDL	PQL	Results	Q	Units	Analyzed	Time	By	Analytical Batch
Antimony	SW6010B	1	0.050	5.00	ND		mg/Kg	02/17/22	19:14	ERR	463673
Arsenic	SW6010B	1	0.15	1.30	**2.40**		mg/Kg	02/17/22	19:14	ERR	463673
Barium	SW6010B	1	0.055	5.00	**57.0**		mg/Kg	02/17/22	19:14	ERR	463673
Beryllium	SW6010B	1	0.055	5.00	ND		mg/Kg	02/17/22	19:14	ERR	463673
Cadmium	SW6010B	1	0.10	5.00	ND		mg/Kg	02/17/22	19:14	ERR	463673
Chromium	SW6010B	1	0.075	5.00	**9.55**		mg/Kg	02/17/22	19:14	ERR	463673
Cobalt	SW6010B	1	0.070	5.00	ND		mg/Kg	02/17/22	19:14	ERR	463673
Copper	SW6010B	1	0.20	5.00	**5.55**		mg/Kg	02/17/22	19:14	ERR	463673
Lead	SW6010B	1	0.10	3.00	ND		mg/Kg	02/17/22	19:14	ERR	463673
Molybdenum	SW6010B	1	0.050	5.00	ND		mg/Kg	02/17/22	19:14	ERR	463673
Nickel	SW6010B	1	0.50	5.00	**5.25**		mg/Kg	02/17/22	19:14	ERR	463673
Selenium	SW6010B	1	0.22	5.00	ND		mg/Kg	02/17/22	19:14	ERR	463673
Silver	SW6010B	1	0.15	1.00	ND		mg/Kg	02/17/22	19:14	ERR	463673
Thallium	SW6010B	1	0.55	5.00	ND		mg/Kg	02/17/22	19:14	ERR	463673
Vanadium	SW6010B	1	0.10	5.00	**7.35**		mg/Kg	02/17/22	19:14	ERR	463673
Zinc	SW6010B	1	0.30	5.00	**7.50**		mg/Kg	02/17/22	19:14	ERR	463673

Torrent LABORATORY, INC.

SAMPLE RESULTS

Report prepared for: Peter Sims
Farallon Consulting

Date/Time Received: 02/11/22, 3:34 pm
Date Reported: 02/21/22

Client Sample ID:	SV-5-5.0	**Lab Sample ID:**	2202144-009A
Project Name/Location:	1035 Commercial Court	**Sample Matrix:**	Soil
Project Number:	1071-047		
Date/Time Sampled:	02/11/22 / 13:50		
SDG:			

Prep Method:	3546_PAHSIM	**Prep Batch Date/Time:**	2/14/22 11:52:00AM
Prep Batch ID:	1139161	**Prep Analyst:**	KAURN

Parameters:	Analysis Method	DF	MDL	PQL	Results	Q	Units	Analyzed	Time	By	Analytical Batch
The results shown below are reported using their MDL.											
Naphthalene	SW8270C	5	2.6	20	**3.8**	J	ug/Kg	02/15/22	18:16	MT	463558
2-Methylnaphthalene	SW8270C	5	1.1	20	**17**	J	ug/Kg	02/15/22	18:16	MT	463558
1-Methylnaphthalene	SW8270C	5	0.92	20	**9.5**	J	ug/Kg	02/15/22	18:16	MT	463558
Acenaphthelene	SW8270C	5	0.93	20	ND		ug/Kg	02/15/22	18:16	MT	463558
Acenaphthene	SW8270C	5	0.81	20	**38**		ug/Kg	02/15/22	18:16	MT	463558
Fluorene	SW8270C	5	1.3	20	**150**		ug/Kg	02/15/22	18:16	MT	463558
Phenanthrene	SW8270C	5	3.0	20	**250**		ug/Kg	02/15/22	18:16	MT	463558
Anthracene	SW8270C	5	2.7	20	**12**	J	ug/Kg	02/15/22	18:16	MT	463558
Fluoranthene	SW8270C	5	2.7	20	ND		ug/Kg	02/15/22	18:16	MT	463558
Pyrene	SW8270C	5	2.7	20	**29**		ug/Kg	02/15/22	18:16	MT	463558
Benz[a]anthracene	SW8270C	5	2.3	20	**5.1**	J	ug/Kg	02/15/22	18:16	MT	463558
Chrysene	SW8270C	5	2.5	20	**14**	J	ug/Kg	02/15/22	18:16	MT	463558
Benzo[b]fluoranthene	SW8270C	5	1.2	20	ND		ug/Kg	02/15/22	18:16	MT	463558
Benzo[k]fluoranthene	SW8270C	5	1.1	20	ND		ug/Kg	02/15/22	18:16	MT	463558
Benzo[a]pyrene	SW8270C	5	1.4	20	ND		ug/Kg	02/15/22	18:16	MT	463558
Indeno[1,2,3-cd]pyrene	SW8270C	5	1.1	20	ND		ug/Kg	02/15/22	18:16	MT	463558
Dibenz[a,h]anthracene	SW8270C	5	1.4	20	ND		ug/Kg	02/15/22	18:16	MT	463558
Benzo[g,h,i]perylene	SW8270C	5	1.3	20	ND		ug/Kg	02/15/22	18:16	MT	463558
			Acceptance Limits								
2-Fluorobiphenyl (S)	SW8270C		45 - 125		**150**	S	%	02/15/22	18:16	MT	463558
p-Terphenyl-d14 (S)	SW8270C		30 - 125		**88**		%	02/15/22	18:16	MT	463558

NOTE: S-High surrogate recovery due to sample matrix (presence of non-target compounds); confirmed by original-analysis.
Sample diluted due to nature of the matrix (thick, and viscous extract)

Torrent LABORATORY, INC.

SAMPLE RESULTS

Report prepared for: Peter Sims
Farallon Consulting

Date/Time Received: 02/11/22, 3:34 pm
Date Reported: 02/21/22

Client Sample ID:	SV-5-5.0	**Lab Sample ID:**	2202144-009A
Project Name/Location:	1035 Commercial Court	**Sample Matrix:**	Soil
Project Number:	1071-047		
Date/Time Sampled:	02/11/22 / 13:50		
SDG:			

Prep Method:	3546_TPH	**Prep Batch Date/Time:**	2/14/22 10:55:00AM
Prep Batch ID:	1139158	**Prep Analyst:**	NBAIN

Parameters:	Analysis Method	DF	MDL	PQL	Results	Q	Units	Analyzed	Time	By	Analytical Batch
TPH as Diesel	SW8015B	25	43	100	**2380**	x	mg/Kg	02/15/22	13:40	SN	463672
TPH as Motor Oil	SW8015B	25	160	500	**1610**		mg/Kg	02/15/22	13:40	SN	463672
			Acceptance Limits								
Pentacosane (S)	SW8015B		45 - 130		**0.000**	D	%	02/15/22	13:40	SN	463672

NOTE: x - Diesel result due to unknown organics within diesel quantified range, possibly weathered diesel

Torrent LABORATORY, INC.

SAMPLE RESULTS

Report prepared for: Peter Sims
Farallon Consulting

Date/Time Received: 02/11/22, 3:34 pm
Date Reported: 02/21/22

Client Sample ID:	SV-5-5.0	**Lab Sample ID:**	2202144-009A
Project Name/Location:	1035 Commercial Court	**Sample Matrix:**	Soil
Project Number:	1071-047		
Date/Time Sampled:	02/11/22 / 13:50		
SDG:			

Prep Method:	5035	**Prep Batch Date/Time:**	2/18/22 10:06:00AM
Prep Batch ID:	1139333	**Prep Analyst:**	CSACH

Parameters:	Analysis Method	DF	MDL	PQL	Results	Q	Units	Analyzed	Time	By	Analytical Batch
Dichlorodifluoromethane	SW8260B	1	3.1	25	ND		ug/Kg	02/18/22	19:57	BP	463711
Chloromethane	SW8260B	1	4.6	25	ND		ug/Kg	02/18/22	19:57	BP	463711
Vinyl Chloride	SW8260B	1	5.1	25	ND		ug/Kg	02/18/22	19:57	BP	463711
Bromomethane	SW8260B	1	6.7	25	ND		ug/Kg	02/18/22	19:57	BP	463711
Chloroethane	SW8260B	1	7.5	25	ND		ug/Kg	02/18/22	19:57	BP	463711
Trichlorofluoromethane	SW8260B	1	5.2	25	ND		ug/Kg	02/18/22	19:57	BP	463711
1,1-Dichloroethene	SW8260B	1	5.1	25	ND		ug/Kg	02/18/22	19:57	BP	463711
Freon 113	SW8260B	1	4.7	25	ND		ug/Kg	02/18/22	19:57	BP	463711
Methylene Chloride	SW8260B	1	18	25	ND		ug/Kg	02/18/22	19:57	BP	463711
trans-1,2-Dichloroethene	SW8260B	1	5.2	25	ND		ug/Kg	02/18/22	19:57	BP	463711
MTBE	SW8260B	1	5.9	25	ND		ug/Kg	02/18/22	19:57	BP	463711
TBA	SW8260B	1	29	130	ND		ug/Kg	02/18/22	19:57	BP	463711
Diisopropyl ether	SW8260B	1	5.7	25	ND		ug/Kg	02/18/22	19:57	BP	463711
1,1-Dichloroethane	SW8260B	1	5.5	25	ND		ug/Kg	02/18/22	19:57	BP	463711
Ethyl tert-Butyl ether	SW8260B	1	5.7	25	ND		ug/Kg	02/18/22	19:57	BP	463711
cis-1,2-Dichloroethene	SW8260B	1	5.6	25	ND		ug/Kg	02/18/22	19:57	BP	463711
2,2-Dichloropropane	SW8260B	1	4.8	25	ND		ug/Kg	02/18/22	19:57	BP	463711
Bromochloromethane	SW8260B	1	5.8	25	ND		ug/Kg	02/18/22	19:57	BP	463711
Chloroform	SW8260B	1	5.9	25	ND		ug/Kg	02/18/22	19:57	BP	463711
Carbon Tetrachloride	SW8260B	1	5.1	25	ND		ug/Kg	02/18/22	19:57	BP	463711
1,1,1-Trichloroethane	SW8260B	1	5.2	25	ND		ug/Kg	02/18/22	19:57	BP	463711
1,1-Dichloropropene	SW8260B	1	4.9	25	ND		ug/Kg	02/18/22	19:57	BP	463711
Benzene	SW8260B	1	5.6	25	ND		ug/Kg	02/18/22	19:57	BP	463711
TAME	SW8260B	1	5.7	25	ND		ug/Kg	02/18/22	19:57	BP	463711
1,2-Dichloroethane	SW8260B	1	5.8	25	ND		ug/Kg	02/18/22	19:57	BP	463711
Trichloroethylene	SW8260B	1	4.5	25	ND		ug/Kg	02/18/22	19:57	BP	463711
Dibromomethane	SW8260B	1	4.6	25	ND		ug/Kg	02/18/22	19:57	BP	463711
1,2-Dichloropropane	SW8260B	1	4.7	25	ND		ug/Kg	02/18/22	19:57	BP	463711
Bromodichloromethane	SW8260B	1	4.9	25	ND		ug/Kg	02/18/22	19:57	BP	463711
cis-1,3-Dichloropropene	SW8260B	1	4.0	25	ND		ug/Kg	02/18/22	19:57	BP	463711
Toluene	SW8260B	1	4.6	25	ND		ug/Kg	02/18/22	19:57	BP	463711
Tetrachloroethene	SW8260B	1	4.2	25	ND		ug/Kg	02/18/22	19:57	BP	463711
trans-1,3-Dichloropropene	SW8260B	1	4.1	25	ND		ug/Kg	02/18/22	19:57	BP	463711
1,1,2-Trichloroethane	SW8260B	1	4.6	25	ND		ug/Kg	02/18/22	19:57	BP	463711
Dibromochloromethane	SW8260B	1	4.7	25	ND		ug/Kg	02/18/22	19:57	BP	463711
1,3-Dichloropropane	SW8260B	1	4.6	25	ND		ug/Kg	02/18/22	19:57	BP	463711
1,2-Dibromoethane	SW8260B	1	4.5	25	ND		ug/Kg	02/18/22	19:57	BP	463711
Chlorobenzene	SW8260B	1	4.5	25	ND		ug/Kg	02/18/22	19:57	BP	463711
Ethylbenzene	SW8260B	1	4.1	25	ND		ug/Kg	02/18/22	19:57	BP	463711

Torrent LABORATORY, INC.

SAMPLE RESULTS

Report prepared for: Peter Sims
Farallon Consulting

Date/Time Received: 02/11/22, 3:34 pm
Date Reported: 02/21/22

Client Sample ID:	SV-5-5.0	**Lab Sample ID:**	2202144-009A
Project Name/Location:	1035 Commercial Court	**Sample Matrix:**	Soil
Project Number:	1071-047		
Date/Time Sampled:	02/11/22 / 13:50		
SDG:			

Prep Method:	5035	**Prep Batch Date/Time:**	2/18/22 10:06:00AM
Prep Batch ID:	1139333	**Prep Analyst:**	CSACH

Parameters:	Analysis Method	DF	MDL	PQL	Results	Q	Units	Analyzed	Time	By	Analytical Batch
1,1,1,2-Tetrachloroethane	SW8260B	1	4.8	25	ND		ug/Kg	02/18/22	19:57	BP	463711
m,p-Xylene	SW8260B	1	7.9	25	ND		ug/Kg	02/18/22	19:57	BP	463711
o-Xylene	SW8260B	1	4.3	25	ND		ug/Kg	02/18/22	19:57	BP	463711
Styrene	SW8260B	1	4.1	25	ND		ug/Kg	02/18/22	19:57	BP	463711
Bromoform	SW8260B	1	4.2	25	ND		ug/Kg	02/18/22	19:57	BP	463711
Isopropyl Benzene	SW8260B	1	4.0	25	ND		ug/Kg	02/18/22	19:57	BP	463711
n-Propylbenzene	SW8260B	1	3.9	25	ND		ug/Kg	02/18/22	19:57	BP	463711
Bromobenzene	SW8260B	1	4.4	25	ND		ug/Kg	02/18/22	19:57	BP	463711
1,1,2,2-Tetrachloroethane	SW8260B	1	4.8	25	**74.1**		ug/Kg	02/18/22	19:57	BP	463711
2-Chlorotoluene	SW8260B	1	4.4	25	ND		ug/Kg	02/18/22	19:57	BP	463711
1,3,5-Trimethylbenzene	SW8260B	1	3.9	25	ND		ug/Kg	02/18/22	19:57	BP	463711
1,2,3-Trichloropropane	SW8260B	1	4.8	25	ND		ug/Kg	02/18/22	19:57	BP	463711
4-Chlorotoluene	SW8260B	1	4.1	25	ND		ug/Kg	02/18/22	19:57	BP	463711
tert-Butylbenzene	SW8260B	1	4.1	25	ND		ug/Kg	02/18/22	19:57	BP	463711
1,2,4-Trimethylbenzene	SW8260B	1	3.4	25	ND		ug/Kg	02/18/22	19:57	BP	463711
sec-Butyl Benzene	SW8260B	1	3.9	25	ND		ug/Kg	02/18/22	19:57	BP	463711
p-Isopropyltoluene	SW8260B	1	3.7	25	ND		ug/Kg	02/18/22	19:57	BP	463711
1,3-Dichlorobenzene	SW8260B	1	4.2	25	ND		ug/Kg	02/18/22	19:57	BP	463711
1,4-Dichlorobenzene	SW8260B	1	4.3	25	ND		ug/Kg	02/18/22	19:57	BP	463711
n-Butylbenzene	SW8260B	1	3.6	25	ND		ug/Kg	02/18/22	19:57	BP	463711
1,2-Dichlorobenzene	SW8260B	1	4.4	25	ND		ug/Kg	02/18/22	19:57	BP	463711
1,2-Dibromo-3-Chloropropane	SW8260B	1	4.6	25	ND		ug/Kg	02/18/22	19:57	BP	463711
Hexachlorobutadiene	SW8260B	1	3.4	25	ND		ug/Kg	02/18/22	19:57	BP	463711
1,2,4-Trichlorobenzene	SW8260B	1	3.7	25	ND		ug/Kg	02/18/22	19:57	BP	463711
Naphthalene	SW8260B	1	4.2	25	ND		ug/Kg	02/18/22	19:57	BP	463711
1,2,3-Trichlorobenzene	SW8260B	1	4.2	25	ND		ug/Kg	02/18/22	19:57	BP	463711
2-Butanone	SW8260B	1	5.7	25.0	ND		ug/Kg	02/18/22	19:57	BP	463711
(S) Dibromofluoromethane	SW8260B		59.8 - 148		**108**		%	02/18/22	19:57	BP	463711
(S) Toluene-d8	SW8260B		55.2 - 133		**99.5**		%	02/18/22	19:57	BP	463711
(S) 4-Bromofluorobenzene	SW8260B		55.8 - 141		**157**	S	%	02/18/22	19:57	BP	463711

NOTE: Internal standard areas and Surrogates were outside of the QC limits, indicating a matrix effect, analyzed twice.
Reporting limits raised due to high level of hydrocarbons present the sample.

Torrent LABORATORY, INC.

SAMPLE RESULTS

Report prepared for: Peter Sims
Farallon Consulting

Date/Time Received: 02/11/22, 3:34 pm
Date Reported: 02/21/22

Client Sample ID:	SV-5-5.0	**Lab Sample ID:**	2202144-009A
Project Name/Location:	1035 Commercial Court	**Sample Matrix:**	Soil
Project Number:	1071-047		
Date/Time Sampled:	02/11/22 / 13:50		
SDG:			

Prep Method:	5035GRO	**Prep Batch Date/Time:**	2/18/22	10:06:00AM
Prep Batch ID:	1139334	**Prep Analyst:**	CSACH	

Parameters:	Analysis Method	DF	MDL	PQL	Results	Q	Units	Analyzed	Time	By	Analytical Batch
TPH as Gasoline	8260TPH	1	110	250	**1370**	x	ug/Kg	02/18/22	19:57	CS	463711
(S) 4-Bromofluorobenzene	8260TPH		43.9 - 127		**65.8**		%	02/18/22	19:57	CS	463711

NOTE: x – Does not match pattern of reference Gasoline standard. Reported TPH value includes significant amount of non-target hydrocarbons within range of C5-C12 quantified as gasoline.

Torrent LABORATORY, INC.

SAMPLE RESULTS

Report prepared for: Peter Sims
Farallon Consulting

Date/Time Received: 02/11/22, 3:34 pm
Date Reported: 02/21/22

Client Sample ID:	SV-5-10.0	**Lab Sample ID:**	2202144-010A
Project Name/Location:	1035 Commercial Court	**Sample Matrix:**	Soil
Project Number:	1071-047		
Date/Time Sampled:	02/11/22 / 13:55		
SDG:			

Prep Method:	7471BP	**Prep Batch Date/Time:**	2/17/22 11:45:00AM
Prep Batch ID:	1139276	**Prep Analyst:**	ATRUONG

Parameters:	Analysis Method	DF	MDL	PQL	Results	Q	Units	Analyzed	Time	By	Analytical Batch
Mercury	SW7471B	1	0.083	0.50	ND		mg/Kg	02/18/22	11:55	BJAY	463691

Torrent LABORATORY, INC.

SAMPLE RESULTS

Report prepared for: Peter Sims
Farallon Consulting

Date/Time Received: 02/11/22, 3:34 pm
Date Reported: 02/21/22

Client Sample ID:	SV-5-10.0	**Lab Sample ID:**	2202144-010A
Project Name/Location:	1035 Commercial Court	**Sample Matrix:**	Soil
Project Number:	1071-047		
Date/Time Sampled:	02/11/22 / 13:55		
SDG:			

Prep Method:	3050B	**Prep Batch Date/Time:**	2/17/22 11:40:00PM
Prep Batch ID:	1139277	**Prep Analyst:**	ATRUONG

Parameters:	Analysis Method	DF	MDL	PQL	Results	Q	Units	Analyzed	Time	By	Analytical Batch
Antimony	SW6010B	1	0.050	5.00	ND		mg/Kg	02/17/22	19:16	ERR	463673
Arsenic	SW6010B	1	0.15	1.30	**7.90**		mg/Kg	02/17/22	19:16	ERR	463673
Barium	SW6010B	1	0.055	5.00	**183**		mg/Kg	02/17/22	19:16	ERR	463673
Beryllium	SW6010B	1	0.055	5.00	ND		mg/Kg	02/17/22	19:16	ERR	463673
Cadmium	SW6010B	1	0.10	5.00	ND		mg/Kg	02/17/22	19:16	ERR	463673
Chromium	SW6010B	1	0.075	5.00	**81.5**		mg/Kg	02/17/22	19:16	ERR	463673
Cobalt	SW6010B	1	0.070	5.00	**12.8**		mg/Kg	02/17/22	19:16	ERR	463673
Copper	SW6010B	1	0.20	5.00	**53.0**		mg/Kg	02/17/22	19:16	ERR	463673
Lead	SW6010B	1	0.10	3.00	**78.5**		mg/Kg	02/17/22	19:16	ERR	463673
Molybdenum	SW6010B	1	0.050	5.00	ND		mg/Kg	02/17/22	19:16	ERR	463673
Nickel	SW6010B	1	0.50	5.00	**97.5**		mg/Kg	02/17/22	19:16	ERR	463673
Selenium	SW6010B	1	0.22	5.00	ND		mg/Kg	02/17/22	19:16	ERR	463673
Silver	SW6010B	1	0.15	1.00	ND		mg/Kg	02/17/22	19:16	ERR	463673
Thallium	SW6010B	1	0.55	5.00	ND		mg/Kg	02/17/22	19:16	ERR	463673
Vanadium	SW6010B	1	0.10	5.00	**34.8**		mg/Kg	02/17/22	19:16	ERR	463673
Zinc	SW6010B	1	0.30	5.00	**79.0**		mg/Kg	02/17/22	19:16	ERR	463673

Torrent LABORATORY, INC.

SAMPLE RESULTS

Report prepared for: Peter Sims
Farallon Consulting

Date/Time Received: 02/11/22, 3:34 pm
Date Reported: 02/21/22

Client Sample ID:	SV-5-10.0	**Lab Sample ID:**	2202144-010A
Project Name/Location:	1035 Commercial Court	**Sample Matrix:**	Soil
Project Number:	1071-047		
Date/Time Sampled:	02/11/22 / 13:55		
SDG:			

Prep Method:	3546_PAHSIM	**Prep Batch Date/Time:**	2/14/22 11:52:00AM
Prep Batch ID:	1139161	**Prep Analyst:**	KAURN

Parameters:	Analysis Method	DF	MDL	PQL	Results	Q	Units	Analyzed	Time	By	Analytical Batch
The results shown below are reported using their MDL.											
Naphthalene	SW8270C	10	5.1	40	**23**	J	ug/Kg	02/14/22	18:36	MT	463558
2-Methylnaphthalene	SW8270C	10	2.2	40	**30**	J	ug/Kg	02/14/22	18:36	MT	463558
1-Methylnaphthalene	SW8270C	10	1.8	40	**19**	J	ug/Kg	02/14/22	18:36	MT	463558
Acenaphthelene	SW8270C	10	1.9	40	ND		ug/Kg	02/14/22	18:36	MT	463558
Acenaphthene	SW8270C	10	1.6	40	**7.5**	J	ug/Kg	02/14/22	18:36	MT	463558
Fluorene	SW8270C	10	2.7	40	**17**	J	ug/Kg	02/14/22	18:36	MT	463558
Phenanthrene	SW8270C	10	5.9	40	**94**		ug/Kg	02/14/22	18:36	MT	463558
Anthracene	SW8270C	10	5.3	40	**8.5**	J	ug/Kg	02/14/22	18:36	MT	463558
Fluoranthene	SW8270C	10	5.3	40	**25**	J	ug/Kg	02/14/22	18:36	MT	463558
Pyrene	SW8270C	10	5.5	40	**45**		ug/Kg	02/14/22	18:36	MT	463558
Benz[a]anthracene	SW8270C	10	4.6	40	**21**	J	ug/Kg	02/14/22	18:36	MT	463558
Chrysene	SW8270C	10	4.9	40	**47**		ug/Kg	02/14/22	18:36	MT	463558
Benzo[b]fluoranthene	SW8270C	10	2.4	40	**26**	J	ug/Kg	02/14/22	18:36	MT	463558
Benzo[k]fluoranthene	SW8270C	10	2.3	40	**3.7**	J	ug/Kg	02/14/22	18:36	MT	463558
Benzo[a]pyrene	SW8270C	10	2.8	40	**9.5**	J	ug/Kg	02/14/22	18:36	MT	463558
Indeno[1,2,3-cd]pyrene	SW8270C	10	2.2	40	**8.7**	J	ug/Kg	02/14/22	18:36	MT	463558
Dibenz[a,h]anthracene	SW8270C	10	2.7	40	**4.1**	J	ug/Kg	02/14/22	18:36	MT	463558
Benzo[g,h,i]perylene	SW8270C	10	2.7	40	**13**	J	ug/Kg	02/14/22	18:36	MT	463558
			Acceptance Limits								
2-Fluorobiphenyl (S)	SW8270C		45 - 125		**95**		%	02/14/22	18:36	MT	463558
p-Terphenyl-d14 (S)	SW8270C		30 - 125		**110**		%	02/14/22	18:36	MT	463558

NOTE: Sample diluted due to nature of the matrix (dark, viscous extract)

Torrent LABORATORY, INC.

SAMPLE RESULTS

Report prepared for: Peter Sims
Farallon Consulting

Date/Time Received: 02/11/22, 3:34 pm
Date Reported: 02/21/22

Client Sample ID:	SV-5-10.0	**Lab Sample ID:**	2202144-010A
Project Name/Location:	1035 Commercial Court	**Sample Matrix:**	Soil
Project Number:	1071-047		
Date/Time Sampled:	02/11/22 / 13:55		
SDG:			

Prep Method:	3546_TPH	**Prep Batch Date/Time:**	2/14/22 10:55:00AM
Prep Batch ID:	1139158	**Prep Analyst:**	NBAIN

Parameters:	Analysis Method	DF	MDL	PQL	Results	Q	Units	Analyzed	Time	By	Analytical Batch
TPH as Diesel	SW8015B	1	3.4	8.0	**79.2**	x	mg/Kg	02/15/22	14:04	SN	463672
TPH as Motor Oil	SW8015B	1	13	40	**371**		mg/Kg	02/15/22	14:04	SN	463672
			Acceptance Limits								
Pentacosane (S)	SW8015B		45 - 130		**81.0**		%	02/15/22	14:04	SN	463672

NOTE: x-Diesel value the result of overlap of Oil range into Diesel range

Torrent LABORATORY, INC.

SAMPLE RESULTS

Report prepared for: Peter Sims
Farallon Consulting

Date/Time Received: 02/11/22, 3:34 pm
Date Reported: 02/21/22

Client Sample ID:	SV-5-10.0	**Lab Sample ID:**	2202144-010A
Project Name/Location:	1035 Commercial Court	**Sample Matrix:**	Soil
Project Number:	1071-047		
Date/Time Sampled:	02/11/22 / 13:55		
SDG:			

Prep Method:	5035	**Prep Batch Date/Time:**	2/18/22 10:06:00AM
Prep Batch ID:	1139333	**Prep Analyst:**	CSACH

Parameters:	Analysis Method	DF	MDL	PQL	Results	Q	Units	Analyzed	Time	By	Analytical Batch
Dichlorodifluoromethane	SW8260B	1	1.2	10	ND		ug/Kg	02/18/22	20:25	BP	463711
Chloromethane	SW8260B	1	1.8	10	ND		ug/Kg	02/18/22	20:25	BP	463711
Vinyl Chloride	SW8260B	1	2.0	10	ND		ug/Kg	02/18/22	20:25	BP	463711
Bromomethane	SW8260B	1	2.7	10	ND		ug/Kg	02/18/22	20:25	BP	463711
Chloroethane	SW8260B	1	3.0	10	ND		ug/Kg	02/18/22	20:25	BP	463711
Trichlorofluoromethane	SW8260B	1	2.1	10	ND		ug/Kg	02/18/22	20:25	BP	463711
1,1-Dichloroethene	SW8260B	1	2.0	10	ND		ug/Kg	02/18/22	20:25	BP	463711
Freon 113	SW8260B	1	1.9	10	ND		ug/Kg	02/18/22	20:25	BP	463711
Methylene Chloride	SW8260B	1	7.1	10	ND		ug/Kg	02/18/22	20:25	BP	463711
trans-1,2-Dichloroethene	SW8260B	1	2.1	10	ND		ug/Kg	02/18/22	20:25	BP	463711
MTBE	SW8260B	1	2.3	10	ND		ug/Kg	02/18/22	20:25	BP	463711
TBA	SW8260B	1	12	50	ND		ug/Kg	02/18/22	20:25	BP	463711
Diisopropyl ether	SW8260B	1	2.3	10	ND		ug/Kg	02/18/22	20:25	BP	463711
1,1-Dichloroethane	SW8260B	1	2.2	10	ND		ug/Kg	02/18/22	20:25	BP	463711
Ethyl tert-Butyl ether	SW8260B	1	2.3	10	ND		ug/Kg	02/18/22	20:25	BP	463711
cis-1,2-Dichloroethene	SW8260B	1	2.2	10	ND		ug/Kg	02/18/22	20:25	BP	463711
2,2-Dichloropropane	SW8260B	1	1.9	10	ND		ug/Kg	02/18/22	20:25	BP	463711
Bromochloromethane	SW8260B	1	2.3	10	ND		ug/Kg	02/18/22	20:25	BP	463711
Chloroform	SW8260B	1	2.4	10	ND		ug/Kg	02/18/22	20:25	BP	463711
Carbon Tetrachloride	SW8260B	1	2.1	10	ND		ug/Kg	02/18/22	20:25	BP	463711
1,1,1-Trichloroethane	SW8260B	1	2.1	10	ND		ug/Kg	02/18/22	20:25	BP	463711
1,1-Dichloropropene	SW8260B	1	2.0	10	ND		ug/Kg	02/18/22	20:25	BP	463711
Benzene	SW8260B	1	2.2	10	ND		ug/Kg	02/18/22	20:25	BP	463711
TAME	SW8260B	1	2.3	10	ND		ug/Kg	02/18/22	20:25	BP	463711
1,2-Dichloroethane	SW8260B	1	2.3	10	ND		ug/Kg	02/18/22	20:25	BP	463711
Trichloroethylene	SW8260B	1	1.8	10	ND		ug/Kg	02/18/22	20:25	BP	463711
Dibromomethane	SW8260B	1	1.8	10	ND		ug/Kg	02/18/22	20:25	BP	463711
1,2-Dichloropropane	SW8260B	1	1.9	10	ND		ug/Kg	02/18/22	20:25	BP	463711
Bromodichloromethane	SW8260B	1	2.0	10	ND		ug/Kg	02/18/22	20:25	BP	463711
cis-1,3-Dichloropropene	SW8260B	1	1.6	10	ND		ug/Kg	02/18/22	20:25	BP	463711
Toluene	SW8260B	1	1.8	10	ND		ug/Kg	02/18/22	20:25	BP	463711
Tetrachloroethene	SW8260B	1	1.7	10	ND		ug/Kg	02/18/22	20:25	BP	463711
trans-1,3-Dichloropropene	SW8260B	1	1.6	10	ND		ug/Kg	02/18/22	20:25	BP	463711
1,1,2-Trichloroethane	SW8260B	1	1.8	10	ND		ug/Kg	02/18/22	20:25	BP	463711
Dibromochloromethane	SW8260B	1	1.9	10	ND		ug/Kg	02/18/22	20:25	BP	463711
1,3-Dichloropropane	SW8260B	1	1.8	10	ND		ug/Kg	02/18/22	20:25	BP	463711
1,2-Dibromoethane	SW8260B	1	1.8	10	ND		ug/Kg	02/18/22	20:25	BP	463711
Chlorobenzene	SW8260B	1	1.8	10	ND		ug/Kg	02/18/22	20:25	BP	463711
Ethylbenzene	SW8260B	1	1.7	10	ND		ug/Kg	02/18/22	20:25	BP	463711

Torrent LABORATORY, INC.

SAMPLE RESULTS

Report prepared for: Peter Sims
Farallon Consulting

Date/Time Received: 02/11/22, 3:34 pm
Date Reported: 02/21/22

Client Sample ID:	SV-5-10.0	**Lab Sample ID:**	2202144-010A
Project Name/Location:	1035 Commercial Court	**Sample Matrix:**	Soil
Project Number:	1071-047		
Date/Time Sampled:	02/11/22 / 13:55		
SDG:			

Prep Method:	5035	**Prep Batch Date/Time:**	2/18/22 10:06:00AM
Prep Batch ID:	1139333	**Prep Analyst:**	CSACH

Parameters:	Analysis Method	DF	MDL	PQL	Results	Q	Units	Analyzed	Time	By	Analytical Batch
1,1,1,2-Tetrachloroethane	SW8260B	1	1.9	10	ND		ug/Kg	02/18/22	20:25	BP	463711
m,p-Xylene	SW8260B	1	3.2	10	**23.9**		ug/Kg	02/18/22	20:25	BP	463711
o-Xylene	SW8260B	1	1.7	10	ND		ug/Kg	02/18/22	20:25	BP	463711
Styrene	SW8260B	1	1.6	10	ND		ug/Kg	02/18/22	20:25	BP	463711
Bromoform	SW8260B	1	1.7	10	ND		ug/Kg	02/18/22	20:25	BP	463711
Isopropyl Benzene	SW8260B	1	1.6	10	ND		ug/Kg	02/18/22	20:25	BP	463711
n-Propylbenzene	SW8260B	1	1.6	10	ND		ug/Kg	02/18/22	20:25	BP	463711
Bromobenzene	SW8260B	1	1.8	10	ND		ug/Kg	02/18/22	20:25	BP	463711
1,1,2,2-Tetrachloroethane	SW8260B	1	1.9	10	ND		ug/Kg	02/18/22	20:25	BP	463711
2-Chlorotoluene	SW8260B	1	1.8	10	ND		ug/Kg	02/18/22	20:25	BP	463711
1,3,5-Trimethylbenzene	SW8260B	1	1.6	10	ND		ug/Kg	02/18/22	20:25	BP	463711
1,2,3-Trichloropropane	SW8260B	1	1.9	10	ND		ug/Kg	02/18/22	20:25	BP	463711
4-Chlorotoluene	SW8260B	1	1.6	10	ND		ug/Kg	02/18/22	20:25	BP	463711
tert-Butylbenzene	SW8260B	1	1.6	10	ND		ug/Kg	02/18/22	20:25	BP	463711
1,2,4-Trimethylbenzene	SW8260B	1	1.4	10	ND		ug/Kg	02/18/22	20:25	BP	463711
sec-Butyl Benzene	SW8260B	1	1.6	10	ND		ug/Kg	02/18/22	20:25	BP	463711
p-Isopropyltoluene	SW8260B	1	1.5	10	ND		ug/Kg	02/18/22	20:25	BP	463711
1,3-Dichlorobenzene	SW8260B	1	1.7	10	ND		ug/Kg	02/18/22	20:25	BP	463711
1,4-Dichlorobenzene	SW8260B	1	1.7	10	ND		ug/Kg	02/18/22	20:25	BP	463711
n-Butylbenzene	SW8260B	1	1.5	10	ND		ug/Kg	02/18/22	20:25	BP	463711
1,2-Dichlorobenzene	SW8260B	1	1.8	10	ND		ug/Kg	02/18/22	20:25	BP	463711
1,2-Dibromo-3-Chloropropane	SW8260B	1	1.8	10	ND		ug/Kg	02/18/22	20:25	BP	463711
Hexachlorobutadiene	SW8260B	1	1.4	10	ND		ug/Kg	02/18/22	20:25	BP	463711
1,2,4-Trichlorobenzene	SW8260B	1	1.5	10	ND		ug/Kg	02/18/22	20:25	BP	463711
Naphthalene	SW8260B	1	1.7	10	ND		ug/Kg	02/18/22	20:25	BP	463711
1,2,3-Trichlorobenzene	SW8260B	1	1.7	10	ND		ug/Kg	02/18/22	20:25	BP	463711
2-Butanone	SW8260B	1	2.3	10.0	**19.5**		ug/Kg	02/18/22	20:25	BP	463711
(S) Dibromofluoromethane	SW8260B		59.8 - 148		**103**		%	02/18/22	20:25	BP	463711
(S) Toluene-d8	SW8260B		55.2 - 133		**104**		%	02/18/22	20:25	BP	463711
(S) 4-Bromofluorobenzene	SW8260B		55.8 - 141		**142**	S	%	02/18/22	20:25	BP	463711

NOTE: Internal standard areas and Surrogates were outside of the QC limits, indicating a matrix effect, analyzed twice.

Torrent LABORATORY, INC.

SAMPLE RESULTS

Report prepared for: Peter Sims
Farallon Consulting

Date/Time Received: 02/11/22, 3:34 pm
Date Reported: 02/21/22

Client Sample ID:	SV-5-10.0	**Lab Sample ID:**	2202144-010A
Project Name/Location:	1035 Commercial Court	**Sample Matrix:**	Soil
Project Number:	1071-047		
Date/Time Sampled:	02/11/22 / 13:55		
SDG:			

Prep Method:	5035GRO	**Prep Batch Date/Time:**	2/18/22	10:06:00AM
Prep Batch ID:	1139334	**Prep Analyst:**	CSACH	

Parameters:	Analysis Method	DF	MDL	PQL	Results	Q	Units	Analyzed	Time	By	Analytical Batch
TPH as Gasoline	8260TPH	1	43	100	**210**	x	ug/Kg	02/18/22	20:25	CS	463711
(S) 4-Bromofluorobenzene	8260TPH		43.9 - 127		**57.6**		%	02/18/22	20:25	CS	463711

NOTE: x-TPHg result due to contribution from non-target hydrocarbons in the sample.

Torrent LABORATORY, INC.

SAMPLE RESULTS

Report prepared for: Peter Sims
Farallon Consulting

Date/Time Received: 02/11/22, 3:34 pm
Date Reported: 02/21/22

Client Sample ID:	SV-6-5.0	**Lab Sample ID:**	2202144-011A
Project Name/Location:	1035 Commercial Court	**Sample Matrix:**	Soil
Project Number:	1071-047		
Date/Time Sampled:	02/11/22 / 11:50		
SDG:			

Prep Method:	7471BP	**Prep Batch Date/Time:**	2/17/22 11:45:00AM
Prep Batch ID:	1139276	**Prep Analyst:**	ATRUONG

Parameters:	Analysis Method	DF	MDL	PQL	Results	Q	Units	Analyzed	Time	By	Analytical Batch
Mercury	SW7471B	1	0.083	0.50	ND		mg/Kg	02/18/22	12:01	BJAY	463691

Torrent LABORATORY, INC.

SAMPLE RESULTS

Report prepared for: Peter Sims
Farallon Consulting

Date/Time Received: 02/11/22, 3:34 pm
Date Reported: 02/21/22

Client Sample ID:	SV-6-5.0	**Lab Sample ID:**	2202144-011A
Project Name/Location:	1035 Commercial Court	**Sample Matrix:**	Soil
Project Number:	1071-047		
Date/Time Sampled:	02/11/22 / 11:50		
SDG:			

Prep Method:	3050B	**Prep Batch Date/Time:**	2/17/22 11:40:00PM
Prep Batch ID:	1139277	**Prep Analyst:**	ATRUONG

Parameters:	Analysis Method	DF	MDL	PQL	Results	Q	Units	Analyzed	Time	By	Analytical Batch
Antimony	SW6010B	1	0.050	5.00	ND		mg/Kg	02/17/22	19:19	ERR	463673
Arsenic	SW6010B	1	0.15	1.30	**10.9**		mg/Kg	02/17/22	19:19	ERR	463673
Barium	SW6010B	1	0.055	5.00	**163**		mg/Kg	02/17/22	19:19	ERR	463673
Beryllium	SW6010B	1	0.055	5.00	ND		mg/Kg	02/17/22	19:19	ERR	463673
Cadmium	SW6010B	1	0.10	5.00	ND		mg/Kg	02/17/22	19:19	ERR	463673
Chromium	SW6010B	1	0.075	5.00	**47.9**		mg/Kg	02/17/22	19:19	ERR	463673
Cobalt	SW6010B	1	0.070	5.00	**11.9**		mg/Kg	02/17/22	19:19	ERR	463673
Copper	SW6010B	1	0.20	5.00	**43.6**		mg/Kg	02/17/22	19:19	ERR	463673
Lead	SW6010B	1	0.10	3.00	**196**		mg/Kg	02/17/22	19:19	ERR	463673
Molybdenum	SW6010B	1	0.050	5.00	ND		mg/Kg	02/17/22	19:19	ERR	463673
Nickel	SW6010B	1	0.50	5.00	**70.5**		mg/Kg	02/17/22	19:19	ERR	463673
Selenium	SW6010B	1	0.22	5.00	ND		mg/Kg	02/17/22	19:19	ERR	463673
Silver	SW6010B	1	0.15	1.00	ND		mg/Kg	02/17/22	19:19	ERR	463673
Thallium	SW6010B	1	0.55	5.00	ND		mg/Kg	02/17/22	19:19	ERR	463673
Vanadium	SW6010B	1	0.10	5.00	**35.5**		mg/Kg	02/17/22	19:19	ERR	463673
Zinc	SW6010B	1	0.30	5.00	**78.0**		mg/Kg	02/17/22	19:19	ERR	463673

Torrent LABORATORY, INC.

SAMPLE RESULTS

Report prepared for: Peter Sims
Farallon Consulting

Date/Time Received: 02/11/22, 3:34 pm
Date Reported: 02/21/22

Client Sample ID:	SV-6-5.0	**Lab Sample ID:**	2202144-011A
Project Name/Location:	1035 Commercial Court	**Sample Matrix:**	Soil
Project Number:	1071-047		
Date/Time Sampled:	02/11/22 / 11:50		
SDG:			

Prep Method:	3546_PAHSIM	**Prep Batch Date/Time:**	2/14/22 11:52:00AM
Prep Batch ID:	1139161	**Prep Analyst:**	KAURN

Parameters:	Analysis Method	DF	MDL	PQL	Results	Q	Units	Analyzed	Time	By	Analytical Batch
The results shown below are reported using their MDL.											
Naphthalene	SW8270C	20	10	79	**22**	J	ug/Kg	02/14/22	19:07	MT	463558
2-Methylnaphthalene	SW8270C	20	4.5	79	**26**	J	ug/Kg	02/14/22	19:07	MT	463558
1-Methylnaphthalene	SW8270C	20	3.7	79	**16**	J	ug/Kg	02/14/22	19:07	MT	463558
Acenaphthelene	SW8270C	20	3.7	79	ND		ug/Kg	02/14/22	19:07	MT	463558
Acenaphthene	SW8270C	20	3.2	79	**8.3**	J	ug/Kg	02/14/22	19:07	MT	463558
Fluorene	SW8270C	20	5.4	79	**10**	J	ug/Kg	02/14/22	19:07	MT	463558
Phenanthrene	SW8270C	20	12	79	**54**	J	ug/Kg	02/14/22	19:07	MT	463558
Anthracene	SW8270C	20	11	79	ND		ug/Kg	02/14/22	19:07	MT	463558
Fluoranthene	SW8270C	20	11	79	**20**	J	ug/Kg	02/14/22	19:07	MT	463558
Pyrene	SW8270C	20	11	79	**43**	J	ug/Kg	02/14/22	19:07	MT	463558
Benz[a]anthracene	SW8270C	20	9.3	79	**35**	J	ug/Kg	02/14/22	19:07	MT	463558
Chrysene	SW8270C	20	9.8	79	**67**	J	ug/Kg	02/14/22	19:07	MT	463558
Benzo[b]fluoranthene	SW8270C	20	4.9	79	**38**	J	ug/Kg	02/14/22	19:07	MT	463558
Benzo[k]fluoranthene	SW8270C	20	4.5	79	**5.2**	J	ug/Kg	02/14/22	19:07	MT	463558
Benzo[a]pyrene	SW8270C	20	5.7	79	**15**	J	ug/Kg	02/14/22	19:07	MT	463558
Indeno[1,2,3-cd]pyrene	SW8270C	20	4.4	79	**12**	J	ug/Kg	02/14/22	19:07	MT	463558
Dibenz[a,h]anthracene	SW8270C	20	5.5	79	**14**	J	ug/Kg	02/14/22	19:07	MT	463558
Benzo[g,h,i]perylene	SW8270C	20	5.4	79	**24**	J	ug/Kg	02/14/22	19:07	MT	463558
			Acceptance Limits								
2-Fluorobiphenyl (S)	SW8270C		45 - 125		**0.00**	D	%	02/14/22	19:07	MT	463558
p-Terphenyl-d14 (S)	SW8270C		30 - 125		**0.00**	D	%	02/14/22	19:07	MT	463558

NOTE: Sample diluted due to nature of the matrix (dark, viscous extract)

Torrent LABORATORY, INC.

SAMPLE RESULTS

Report prepared for: Peter Sims
Farallon Consulting

Date/Time Received: 02/11/22, 3:34 pm
Date Reported: 02/21/22

Client Sample ID:	SV-6-5.0	**Lab Sample ID:**	2202144-011A
Project Name/Location:	1035 Commercial Court	**Sample Matrix:**	Soil
Project Number:	1071-047		
Date/Time Sampled:	02/11/22 / 11:50		
SDG:			

Prep Method:	3546_TPH	**Prep Batch Date/Time:**	2/14/22 10:55:00AM
Prep Batch ID:	1139158	**Prep Analyst:**	NBAIN

Parameters:	Analysis Method	DF	MDL	PQL	Results	Q	Units	Analyzed	Time	By	Analytical Batch
TPH as Diesel	SW8015B	2	6.8	16	**96.6**	x	mg/Kg	02/15/22	14:50	SN	463672
TPH as Motor Oil	SW8015B	2	25	80	**446**		mg/Kg	02/15/22	14:50	SN	463672
			Acceptance Limits								
Pentacosane (S)	SW8015B		45 - 130		**81.6**		%	02/15/22	14:50	SN	463672

NOTE: x-Diesel value the result of overlap of Oil range into Diesel range

Torrent LABORATORY, INC.

SAMPLE RESULTS

Report prepared for: Peter Sims
Farallon Consulting

Date/Time Received: 02/11/22, 3:34 pm
Date Reported: 02/21/22

Client Sample ID:	SV-6-5.0	**Lab Sample ID:**	2202144-011A
Project Name/Location:	1035 Commercial Court	**Sample Matrix:**	Soil
Project Number:	1071-047		
Date/Time Sampled:	02/11/22 / 11:50		
SDG:			

Prep Method:	5035	**Prep Batch Date/Time:**	2/18/22 10:06:00AM
Prep Batch ID:	1139333	**Prep Analyst:**	CSACH

Parameters:	Analysis Method	DF	MDL	PQL	Results	Q	Units	Analyzed	Time	By	Analytical Batch
Dichlorodifluoromethane	SW8260B	1	1.2	10	ND		ug/Kg	02/18/22	20:54	BP	463711
Chloromethane	SW8260B	1	1.8	10	ND		ug/Kg	02/18/22	20:54	BP	463711
Vinyl Chloride	SW8260B	1	2.0	10	ND		ug/Kg	02/18/22	20:54	BP	463711
Bromomethane	SW8260B	1	2.7	10	ND		ug/Kg	02/18/22	20:54	BP	463711
Chloroethane	SW8260B	1	3.0	10	ND		ug/Kg	02/18/22	20:54	BP	463711
Trichlorofluoromethane	SW8260B	1	2.1	10	ND		ug/Kg	02/18/22	20:54	BP	463711
1,1-Dichloroethene	SW8260B	1	2.0	10	ND		ug/Kg	02/18/22	20:54	BP	463711
Freon 113	SW8260B	1	1.9	10	ND		ug/Kg	02/18/22	20:54	BP	463711
Methylene Chloride	SW8260B	1	7.1	10	ND		ug/Kg	02/18/22	20:54	BP	463711
trans-1,2-Dichloroethene	SW8260B	1	2.1	10	ND		ug/Kg	02/18/22	20:54	BP	463711
MTBE	SW8260B	1	2.3	10	ND		ug/Kg	02/18/22	20:54	BP	463711
TBA	SW8260B	1	12	50	ND		ug/Kg	02/18/22	20:54	BP	463711
Diisopropyl ether	SW8260B	1	2.3	10	ND		ug/Kg	02/18/22	20:54	BP	463711
1,1-Dichloroethane	SW8260B	1	2.2	10	ND		ug/Kg	02/18/22	20:54	BP	463711
Ethyl tert-Butyl ether	SW8260B	1	2.3	10	ND		ug/Kg	02/18/22	20:54	BP	463711
cis-1,2-Dichloroethene	SW8260B	1	2.2	10	ND		ug/Kg	02/18/22	20:54	BP	463711
2,2-Dichloropropane	SW8260B	1	1.9	10	ND		ug/Kg	02/18/22	20:54	BP	463711
Bromochloromethane	SW8260B	1	2.3	10	ND		ug/Kg	02/18/22	20:54	BP	463711
Chloroform	SW8260B	1	2.4	10	ND		ug/Kg	02/18/22	20:54	BP	463711
Carbon Tetrachloride	SW8260B	1	2.1	10	ND		ug/Kg	02/18/22	20:54	BP	463711
1,1,1-Trichloroethane	SW8260B	1	2.1	10	ND		ug/Kg	02/18/22	20:54	BP	463711
1,1-Dichloropropene	SW8260B	1	2.0	10	ND		ug/Kg	02/18/22	20:54	BP	463711
Benzene	SW8260B	1	2.2	10	ND		ug/Kg	02/18/22	20:54	BP	463711
TAME	SW8260B	1	2.3	10	ND		ug/Kg	02/18/22	20:54	BP	463711
1,2-Dichloroethane	SW8260B	1	2.3	10	ND		ug/Kg	02/18/22	20:54	BP	463711
Trichloroethylene	SW8260B	1	1.8	10	ND		ug/Kg	02/18/22	20:54	BP	463711
Dibromomethane	SW8260B	1	1.8	10	ND		ug/Kg	02/18/22	20:54	BP	463711
1,2-Dichloropropane	SW8260B	1	1.9	10	ND		ug/Kg	02/18/22	20:54	BP	463711
Bromodichloromethane	SW8260B	1	2.0	10	ND		ug/Kg	02/18/22	20:54	BP	463711
cis-1,3-Dichloropropene	SW8260B	1	1.6	10	ND		ug/Kg	02/18/22	20:54	BP	463711
Toluene	SW8260B	1	1.8	10	ND		ug/Kg	02/18/22	20:54	BP	463711
Tetrachloroethene	SW8260B	1	1.7	10	ND		ug/Kg	02/18/22	20:54	BP	463711
trans-1,3-Dichloropropene	SW8260B	1	1.6	10	ND		ug/Kg	02/18/22	20:54	BP	463711
1,1,2-Trichloroethane	SW8260B	1	1.8	10	ND		ug/Kg	02/18/22	20:54	BP	463711
Dibromochloromethane	SW8260B	1	1.9	10	ND		ug/Kg	02/18/22	20:54	BP	463711
1,3-Dichloropropane	SW8260B	1	1.8	10	ND		ug/Kg	02/18/22	20:54	BP	463711
1,2-Dibromoethane	SW8260B	1	1.8	10	ND		ug/Kg	02/18/22	20:54	BP	463711
Chlorobenzene	SW8260B	1	1.8	10	ND		ug/Kg	02/18/22	20:54	BP	463711
Ethylbenzene	SW8260B	1	1.7	10	ND		ug/Kg	02/18/22	20:54	BP	463711

Torrent LABORATORY, INC.

SAMPLE RESULTS

Report prepared for: Peter Sims
Farallon Consulting

Date/Time Received: 02/11/22, 3:34 pm
Date Reported: 02/21/22

Client Sample ID:	SV-6-5.0	**Lab Sample ID:**	2202144-011A
Project Name/Location:	1035 Commercial Court	**Sample Matrix:**	Soil
Project Number:	1071-047		
Date/Time Sampled:	02/11/22 / 11:50		
SDG:			

Prep Method:	5035	**Prep Batch Date/Time:**	2/18/22 10:06:00AM
Prep Batch ID:	1139333	**Prep Analyst:**	CSACH

Parameters:	Analysis Method	DF	MDL	PQL	Results	Q	Units	Analyzed	Time	By	Analytical Batch
1,1,1,2-Tetrachloroethane	SW8260B	1	1.9	10	ND		ug/Kg	02/18/22	20:54	BP	463711
m,p-Xylene	SW8260B	1	3.2	10	ND		ug/Kg	02/18/22	20:54	BP	463711
o-Xylene	SW8260B	1	1.7	10	ND		ug/Kg	02/18/22	20:54	BP	463711
Styrene	SW8260B	1	1.6	10	ND		ug/Kg	02/18/22	20:54	BP	463711
Bromoform	SW8260B	1	1.7	10	ND		ug/Kg	02/18/22	20:54	BP	463711
Isopropyl Benzene	SW8260B	1	1.6	10	ND		ug/Kg	02/18/22	20:54	BP	463711
n-Propylbenzene	SW8260B	1	1.6	10	ND		ug/Kg	02/18/22	20:54	BP	463711
Bromobenzene	SW8260B	1	1.8	10	ND		ug/Kg	02/18/22	20:54	BP	463711
1,1,2,2-Tetrachloroethane	SW8260B	1	1.9	10	ND		ug/Kg	02/18/22	20:54	BP	463711
2-Chlorotoluene	SW8260B	1	1.8	10	ND		ug/Kg	02/18/22	20:54	BP	463711
1,3,5-Trimethylbenzene	SW8260B	1	1.6	10	ND		ug/Kg	02/18/22	20:54	BP	463711
1,2,3-Trichloropropane	SW8260B	1	1.9	10	ND		ug/Kg	02/18/22	20:54	BP	463711
4-Chlorotoluene	SW8260B	1	1.6	10	ND		ug/Kg	02/18/22	20:54	BP	463711
tert-Butylbenzene	SW8260B	1	1.6	10	ND		ug/Kg	02/18/22	20:54	BP	463711
1,2,4-Trimethylbenzene	SW8260B	1	1.4	10	ND		ug/Kg	02/18/22	20:54	BP	463711
sec-Butyl Benzene	SW8260B	1	1.6	10	ND		ug/Kg	02/18/22	20:54	BP	463711
p-Isopropyltoluene	SW8260B	1	1.5	10	ND		ug/Kg	02/18/22	20:54	BP	463711
1,3-Dichlorobenzene	SW8260B	1	1.7	10	ND		ug/Kg	02/18/22	20:54	BP	463711
1,4-Dichlorobenzene	SW8260B	1	1.7	10	ND		ug/Kg	02/18/22	20:54	BP	463711
n-Butylbenzene	SW8260B	1	1.5	10	ND		ug/Kg	02/18/22	20:54	BP	463711
1,2-Dichlorobenzene	SW8260B	1	1.8	10	ND		ug/Kg	02/18/22	20:54	BP	463711
1,2-Dibromo-3-Chloropropane	SW8260B	1	1.8	10	ND		ug/Kg	02/18/22	20:54	BP	463711
Hexachlorobutadiene	SW8260B	1	1.4	10	ND		ug/Kg	02/18/22	20:54	BP	463711
1,2,4-Trichlorobenzene	SW8260B	1	1.5	10	ND		ug/Kg	02/18/22	20:54	BP	463711
Naphthalene	SW8260B	1	1.7	10	ND		ug/Kg	02/18/22	20:54	BP	463711
1,2,3-Trichlorobenzene	SW8260B	1	1.7	10	ND		ug/Kg	02/18/22	20:54	BP	463711
2-Butanone	SW8260B	1	2.3	10.0	ND		ug/Kg	02/18/22	20:54	BP	463711
(S) Dibromofluoromethane	SW8260B		59.8 - 148		**99.9**		%	02/18/22	20:54	BP	463711
(S) Toluene-d8	SW8260B		55.2 - 133		**108**		%	02/18/22	20:54	BP	463711
(S) 4-Bromofluorobenzene	SW8260B		55.8 - 141		**138**		%	02/18/22	20:54	BP	463711

NOTE: Internal standard areas were outside of the QC limits, indicating a matrix effect, analyzed twice.

Torrent LABORATORY, INC.

SAMPLE RESULTS

Report prepared for: Peter Sims
Farallon Consulting

Date/Time Received: 02/11/22, 3:34 pm
Date Reported: 02/21/22

Client Sample ID:	SV-6-5.0	**Lab Sample ID:**	2202144-011A
Project Name/Location:	1035 Commercial Court	**Sample Matrix:**	Soil
Project Number:	1071-047		
Date/Time Sampled:	02/11/22 / 11:50		
SDG:			

Prep Method:	5035GRO	**Prep Batch Date/Time:**	2/18/22	10:06:00AM
Prep Batch ID:	1139334	**Prep Analyst:**	CSACH	

Parameters:	Analysis Method	DF	MDL	PQL	Results	Q	Units	Analyzed	Time	By	Analytical Batch
TPH as Gasoline	8260TPH	1	43	100	ND		ug/Kg	02/18/22	20:54	CS	463711
(S) 4-Bromofluorobenzene	8260TPH		43.9 - 127		**56.3**		%	02/18/22	20:54	CS	463711

Torrent LABORATORY, INC.

SAMPLE RESULTS

Report prepared for: Peter Sims
Farallon Consulting

Date/Time Received: 02/11/22, 3:34 pm
Date Reported: 02/21/22

Client Sample ID:	SV-6-10.0	**Lab Sample ID:**	2202144-012A
Project Name/Location:	1035 Commercial Court	**Sample Matrix:**	Soil
Project Number:	1071-047		
Date/Time Sampled:	02/11/22 / 11:55		
SDG:			

Prep Method:	7471BP	**Prep Batch Date/Time:**	2/17/22 11:45:00AM
Prep Batch ID:	1139276	**Prep Analyst:**	ATRUONG

Parameters:	Analysis Method	DF	MDL	PQL	Results	Q	Units	Analyzed	Time	By	Analytical Batch
Mercury	SW7471B	1	0.083	0.50	ND		mg/Kg	02/18/22	12:08	BJAY	463691

Torrent LABORATORY, INC.

SAMPLE RESULTS

Report prepared for: Peter Sims
Farallon Consulting

Date/Time Received: 02/11/22, 3:34 pm
Date Reported: 02/21/22

Client Sample ID:	SV-6-10.0	**Lab Sample ID:**	2202144-012A
Project Name/Location:	1035 Commercial Court	**Sample Matrix:**	Soil
Project Number:	1071-047		
Date/Time Sampled:	02/11/22 / 11:55		
SDG:			

Prep Method:	3050B	**Prep Batch Date/Time:**	2/17/22 11:40:00PM
Prep Batch ID:	1139277	**Prep Analyst:**	ATRUONG

Parameters:	Analysis Method	DF	MDL	PQL	Results	Q	Units	Analyzed	Time	By	Analytical Batch
Antimony	SW6010B	1	0.050	5.00	ND		mg/Kg	02/17/22	19:26	ERR	463673
Arsenic	SW6010B	1	0.15	1.30	**12.0**		mg/Kg	02/17/22	19:26	ERR	463673
Barium	SW6010B	1	0.055	5.00	**272**		mg/Kg	02/17/22	19:26	ERR	463673
Beryllium	SW6010B	1	0.055	5.00	ND		mg/Kg	02/17/22	19:26	ERR	463673
Cadmium	SW6010B	1	0.10	5.00	ND		mg/Kg	02/17/22	19:26	ERR	463673
Chromium	SW6010B	1	0.075	5.00	**66.0**		mg/Kg	02/17/22	19:26	ERR	463673
Cobalt	SW6010B	1	0.070	5.00	**18.2**		mg/Kg	02/17/22	19:26	ERR	463673
Copper	SW6010B	1	0.20	5.00	**59.0**		mg/Kg	02/17/22	19:26	ERR	463673
Lead	SW6010B	1	0.10	3.00	**199**		mg/Kg	02/17/22	19:26	ERR	463673
Molybdenum	SW6010B	1	0.050	5.00	ND		mg/Kg	02/17/22	19:26	ERR	463673
Nickel	SW6010B	1	0.50	5.00	**100**		mg/Kg	02/17/22	19:26	ERR	463673
Selenium	SW6010B	1	0.22	5.00	ND		mg/Kg	02/17/22	19:26	ERR	463673
Silver	SW6010B	1	0.15	1.00	ND		mg/Kg	02/17/22	19:26	ERR	463673
Thallium	SW6010B	1	0.55	5.00	ND		mg/Kg	02/17/22	19:26	ERR	463673
Vanadium	SW6010B	1	0.10	5.00	**49.4**		mg/Kg	02/17/22	19:26	ERR	463673
Zinc	SW6010B	1	0.30	5.00	**176**		mg/Kg	02/17/22	19:26	ERR	463673

Torrent LABORATORY, INC.

SAMPLE RESULTS

Report prepared for: Peter Sims
Farallon Consulting

Date/Time Received: 02/11/22, 3:34 pm
Date Reported: 02/21/22

Client Sample ID:	SV-6-10.0	**Lab Sample ID:**	2202144-012A
Project Name/Location:	1035 Commercial Court	**Sample Matrix:**	Soil
Project Number:	1071-047		
Date/Time Sampled:	02/11/22 / 11:55		
SDG:			

Prep Method:	3546_PAHSIM	**Prep Batch Date/Time:**	2/14/22 11:52:00AM
Prep Batch ID:	1139161	**Prep Analyst:**	KAURN

Parameters:	Analysis Method	DF	MDL	PQL	Results	Q	Units	Analyzed	Time	By	Analytical Batch
Naphthalene	SW8270C	1	0.51	4.0	**72**		ug/Kg	02/14/22	19:37	MT	463558
2-Methylnaphthalene	SW8270C	1	0.22	4.0	**62**		ug/Kg	02/14/22	19:37	MT	463558
1-Methylnaphthalene	SW8270C	1	0.18	4.0	**39**		ug/Kg	02/14/22	19:37	MT	463558
Acenaphthelene	SW8270C	1	0.19	4.0	ND		ug/Kg	02/14/22	19:37	MT	463558
Acenaphthene	SW8270C	1	0.16	4.0	**10.**		ug/Kg	02/14/22	19:37	MT	463558
Fluorene	SW8270C	1	0.27	4.0	**29**		ug/Kg	02/14/22	19:37	MT	463558
Phenanthrene	SW8270C	1	0.59	4.0	**140**		ug/Kg	02/14/22	19:37	MT	463558
Anthracene	SW8270C	1	0.53	4.0	**5.7**		ug/Kg	02/14/22	19:37	MT	463558
Fluoranthene	SW8270C	1	0.53	4.0	**20**		ug/Kg	02/14/22	19:37	MT	463558
Pyrene	SW8270C	1	0.55	4.0	**38**		ug/Kg	02/14/22	19:37	MT	463558
Benz[a]anthracene	SW8270C	1	0.46	4.0	**72**		ug/Kg	02/14/22	19:37	MT	463558
Chrysene	SW8270C	1	0.49	4.0	**26**		ug/Kg	02/14/22	19:37	MT	463558
Benzo[b]fluoranthene	SW8270C	1	0.24	4.0	**15**		ug/Kg	02/14/22	19:37	MT	463558
Benzo[k]fluoranthene	SW8270C	1	0.23	4.0	ND		ug/Kg	02/14/22	19:37	MT	463558
Benzo[a]pyrene	SW8270C	1	0.28	4.0	ND		ug/Kg	02/14/22	19:37	MT	463558
Indeno[1,2,3-cd]pyrene	SW8270C	1	0.22	4.0	ND		ug/Kg	02/14/22	19:37	MT	463558
Dibenz[a,h]anthracene	SW8270C	1	0.27	4.0	ND		ug/Kg	02/14/22	19:37	MT	463558
Benzo[g,h,i]perylene	SW8270C	1	0.27	4.0	**5.6**		ug/Kg	02/14/22	19:37	MT	463558
			Acceptance Limits								
2-Fluorobiphenyl (S)	SW8270C		45 - 125		**96**		%	02/14/22	19:37	MT	463558
p-Terphenyl-d14 (S)	SW8270C		30 - 125		**120**		%	02/14/22	19:37	MT	463558

Torrent LABORATORY, INC.

SAMPLE RESULTS

Report prepared for: Peter Sims
Farallon Consulting

Date/Time Received: 02/11/22, 3:34 pm
Date Reported: 02/21/22

Client Sample ID:	SV-6-10.0	**Lab Sample ID:**	2202144-012A
Project Name/Location:	1035 Commercial Court	**Sample Matrix:**	Soil
Project Number:	1071-047		
Date/Time Sampled:	02/11/22 / 11:55		
SDG:			

Prep Method:	3546_TPH	**Prep Batch Date/Time:**	2/14/22 10:55:00AM
Prep Batch ID:	1139158	**Prep Analyst:**	NBAIN

Parameters:	Analysis Method	DF	MDL	PQL	Results	Q	Units	Analyzed	Time	By	Analytical Batch
TPH as Diesel	SW8015B	4	14	32	**35.3**	x	mg/Kg	02/15/22	16:52	SN	463672
TPH as Motor Oil	SW8015B	4	51	160	ND		mg/Kg	02/15/22	16:52	SN	463672
			Acceptance Limits								
Pentacosane (S)	SW8015B		45 - 130		**61.4**		%	02/15/22	16:52	SN	463672

NOTE: x- Diesel result due to unknown organics within quantified range

Torrent LABORATORY, INC.

SAMPLE RESULTS

Report prepared for: Peter Sims
Farallon Consulting

Date/Time Received: 02/11/22, 3:34 pm
Date Reported: 02/21/22

Client Sample ID:	SV-6-10.0	**Lab Sample ID:**	2202144-012A
Project Name/Location:	1035 Commercial Court	**Sample Matrix:**	Soil
Project Number:	1071-047		
Date/Time Sampled:	02/11/22 / 11:55		
SDG:			

Prep Method:	5035	**Prep Batch Date/Time:**	2/18/22 10:06:00AM
Prep Batch ID:	1139333	**Prep Analyst:**	CSACH

Parameters:	Analysis Method	DF	MDL	PQL	Results	Q	Units	Analyzed	Time	By	Analytical Batch
Dichlorodifluoromethane	SW8260B	1	1.2	10	ND		ug/Kg	02/18/22	21:22	BP	463711
Chloromethane	SW8260B	1	1.8	10	ND		ug/Kg	02/18/22	21:22	BP	463711
Vinyl Chloride	SW8260B	1	2.0	10	ND		ug/Kg	02/18/22	21:22	BP	463711
Bromomethane	SW8260B	1	2.7	10	ND		ug/Kg	02/18/22	21:22	BP	463711
Chloroethane	SW8260B	1	3.0	10	ND		ug/Kg	02/18/22	21:22	BP	463711
Trichlorofluoromethane	SW8260B	1	2.1	10	ND		ug/Kg	02/18/22	21:22	BP	463711
1,1-Dichloroethene	SW8260B	1	2.0	10	ND		ug/Kg	02/18/22	21:22	BP	463711
Freon 113	SW8260B	1	1.9	10	ND		ug/Kg	02/18/22	21:22	BP	463711
Methylene Chloride	SW8260B	1	7.1	10	ND		ug/Kg	02/18/22	21:22	BP	463711
trans-1,2-Dichloroethene	SW8260B	1	2.1	10	ND		ug/Kg	02/18/22	21:22	BP	463711
MTBE	SW8260B	1	2.3	10	ND		ug/Kg	02/18/22	21:22	BP	463711
TBA	SW8260B	1	12	50	ND		ug/Kg	02/18/22	21:22	BP	463711
Diisopropyl ether	SW8260B	1	2.3	10	ND		ug/Kg	02/18/22	21:22	BP	463711
1,1-Dichloroethane	SW8260B	1	2.2	10	ND		ug/Kg	02/18/22	21:22	BP	463711
Ethyl tert-Butyl ether	SW8260B	1	2.3	10	ND		ug/Kg	02/18/22	21:22	BP	463711
cis-1,2-Dichloroethene	SW8260B	1	2.2	10	**20.0**		ug/Kg	02/18/22	21:22	BP	463711
2,2-Dichloropropane	SW8260B	1	1.9	10	ND		ug/Kg	02/18/22	21:22	BP	463711
Bromochloromethane	SW8260B	1	2.3	10	ND		ug/Kg	02/18/22	21:22	BP	463711
Chloroform	SW8260B	1	2.4	10	ND		ug/Kg	02/18/22	21:22	BP	463711
Carbon Tetrachloride	SW8260B	1	2.1	10	ND		ug/Kg	02/18/22	21:22	BP	463711
1,1,1-Trichloroethane	SW8260B	1	2.1	10	ND		ug/Kg	02/18/22	21:22	BP	463711
1,1-Dichloropropene	SW8260B	1	2.0	10	ND		ug/Kg	02/18/22	21:22	BP	463711
Benzene	SW8260B	1	2.2	10	ND		ug/Kg	02/18/22	21:22	BP	463711
TAME	SW8260B	1	2.3	10	ND		ug/Kg	02/18/22	21:22	BP	463711
1,2-Dichloroethane	SW8260B	1	2.3	10	ND		ug/Kg	02/18/22	21:22	BP	463711
Trichloroethylene	SW8260B	1	1.8	10	ND		ug/Kg	02/18/22	21:22	BP	463711
Dibromomethane	SW8260B	1	1.8	10	ND		ug/Kg	02/18/22	21:22	BP	463711
1,2-Dichloropropane	SW8260B	1	1.9	10	ND		ug/Kg	02/18/22	21:22	BP	463711
Bromodichloromethane	SW8260B	1	2.0	10	ND		ug/Kg	02/18/22	21:22	BP	463711
cis-1,3-Dichloropropene	SW8260B	1	1.6	10	ND		ug/Kg	02/18/22	21:22	BP	463711
Toluene	SW8260B	1	1.8	10	**17.8**		ug/Kg	02/18/22	21:22	BP	463711
Tetrachloroethene	SW8260B	1	1.7	10	ND		ug/Kg	02/18/22	21:22	BP	463711
trans-1,3-Dichloropropene	SW8260B	1	1.6	10	ND		ug/Kg	02/18/22	21:22	BP	463711
1,1,2-Trichloroethane	SW8260B	1	1.8	10	ND		ug/Kg	02/18/22	21:22	BP	463711
Dibromochloromethane	SW8260B	1	1.9	10	ND		ug/Kg	02/18/22	21:22	BP	463711
1,3-Dichloropropane	SW8260B	1	1.8	10	ND		ug/Kg	02/18/22	21:22	BP	463711
1,2-Dibromoethane	SW8260B	1	1.8	10	ND		ug/Kg	02/18/22	21:22	BP	463711
Chlorobenzene	SW8260B	1	1.8	10	ND		ug/Kg	02/18/22	21:22	BP	463711
Ethylbenzene	SW8260B	1	1.7	10	**18.6**		ug/Kg	02/18/22	21:22	BP	463711

Torrent LABORATORY, INC.

SAMPLE RESULTS

Report prepared for: Peter Sims
Farallon Consulting

Date/Time Received: 02/11/22, 3:34 pm
Date Reported: 02/21/22

Client Sample ID:	SV-6-10.0	**Lab Sample ID:**	2202144-012A
Project Name/Location:	1035 Commercial Court	**Sample Matrix:**	Soil
Project Number:	1071-047		
Date/Time Sampled:	02/11/22 / 11:55		
SDG:			

Prep Method:	5035	**Prep Batch Date/Time:**	2/18/22 10:06:00AM
Prep Batch ID:	1139333	**Prep Analyst:**	CSACH

Parameters:	Analysis Method	DF	MDL	PQL	Results	Q	Units	Analyzed	Time	By	Analytical Batch
1,1,1,2-Tetrachloroethane	SW8260B	1	1.9	10	ND		ug/Kg	02/18/22	21:22	BP	463711
m,p-Xylene	SW8260B	1	3.2	10	**43.1**		ug/Kg	02/18/22	21:22	BP	463711
o-Xylene	SW8260B	1	1.7	10	**16.6**		ug/Kg	02/18/22	21:22	BP	463711
Styrene	SW8260B	1	1.6	10	ND		ug/Kg	02/18/22	21:22	BP	463711
Bromoform	SW8260B	1	1.7	10	ND		ug/Kg	02/18/22	21:22	BP	463711
Isopropyl Benzene	SW8260B	1	1.6	10	ND		ug/Kg	02/18/22	21:22	BP	463711
n-Propylbenzene	SW8260B	1	1.6	10	ND		ug/Kg	02/18/22	21:22	BP	463711
Bromobenzene	SW8260B	1	1.8	10	ND		ug/Kg	02/18/22	21:22	BP	463711
1,1,2,2-Tetrachloroethane	SW8260B	1	1.9	10	ND		ug/Kg	02/18/22	21:22	BP	463711
2-Chlorotoluene	SW8260B	1	1.8	10	ND		ug/Kg	02/18/22	21:22	BP	463711
1,3,5-Trimethylbenzene	SW8260B	1	1.6	10	**14.0**		ug/Kg	02/18/22	21:22	BP	463711
1,2,3-Trichloropropane	SW8260B	1	1.9	10	ND		ug/Kg	02/18/22	21:22	BP	463711
4-Chlorotoluene	SW8260B	1	1.6	10	ND		ug/Kg	02/18/22	21:22	BP	463711
tert-Butylbenzene	SW8260B	1	1.6	10	ND		ug/Kg	02/18/22	21:22	BP	463711
1,2,4-Trimethylbenzene	SW8260B	1	1.4	10	**20.1**		ug/Kg	02/18/22	21:22	BP	463711
sec-Butyl Benzene	SW8260B	1	1.6	10	ND		ug/Kg	02/18/22	21:22	BP	463711
p-Isopropyltoluene	SW8260B	1	1.5	10	ND		ug/Kg	02/18/22	21:22	BP	463711
1,3-Dichlorobenzene	SW8260B	1	1.7	10	ND		ug/Kg	02/18/22	21:22	BP	463711
1,4-Dichlorobenzene	SW8260B	1	1.7	10	ND		ug/Kg	02/18/22	21:22	BP	463711
n-Butylbenzene	SW8260B	1	1.5	10	ND		ug/Kg	02/18/22	21:22	BP	463711
1,2-Dichlorobenzene	SW8260B	1	1.8	10	ND		ug/Kg	02/18/22	21:22	BP	463711
1,2-Dibromo-3-Chloropropane	SW8260B	1	1.8	10	ND		ug/Kg	02/18/22	21:22	BP	463711
Hexachlorobutadiene	SW8260B	1	1.4	10	ND		ug/Kg	02/18/22	21:22	BP	463711
1,2,4-Trichlorobenzene	SW8260B	1	1.5	10	ND		ug/Kg	02/18/22	21:22	BP	463711
Naphthalene	SW8260B	1	1.7	10	ND		ug/Kg	02/18/22	21:22	BP	463711
1,2,3-Trichlorobenzene	SW8260B	1	1.7	10	ND		ug/Kg	02/18/22	21:22	BP	463711
2-Butanone	SW8260B	1	2.3	10.0	ND		ug/Kg	02/18/22	21:22	BP	463711
(S) Dibromofluoromethane	SW8260B		59.8 - 148		**105**		%	02/18/22	21:22	BP	463711
(S) Toluene-d8	SW8260B		55.2 - 133		**108**		%	02/18/22	21:22	BP	463711
(S) 4-Bromofluorobenzene	SW8260B		55.8 - 141		**140**		%	02/18/22	21:22	BP	463711

NOTE: Internal standard areas were outside of the QC limits, indicating a matrix effect, analyzed twice.

Torrent LABORATORY, INC.

SAMPLE RESULTS

Report prepared for: Peter Sims
Farallon Consulting

Date/Time Received: 02/11/22, 3:34 pm
Date Reported: 02/21/22

Client Sample ID:	SV-6-10.0	**Lab Sample ID:**	2202144-012A
Project Name/Location:	1035 Commercial Court	**Sample Matrix:**	Soil
Project Number:	1071-047		
Date/Time Sampled:	02/11/22 / 11:55		
SDG:			

Prep Method:	5035GRO	**Prep Batch Date/Time:**	2/18/22	10:06:00AM
Prep Batch ID:	1139334	**Prep Analyst:**	CSACH	

Parameters:	Analysis Method	DF	MDL	PQL	Results	Q	Units	Analyzed	Time	By	Analytical Batch
TPH as Gasoline	8260TPH	1	43	100	**287**	x	ug/Kg	02/18/22	21:22	CS	463711
(S) 4-Bromofluorobenzene	8260TPH		43.9 - 127		**54.5**		%	02/18/22	21:22	CS	463711

NOTE: x-TPHg result elevated due to contribution from non-target hydrocarbons in the sample.

Torrent LABORATORY, INC.

SAMPLE RESULTS

Report prepared for: Peter Sims
Farallon Consulting

Date/Time Received: 02/11/22, 3:34 pm
Date Reported: 02/21/22

Client Sample ID:	SV-7-5.0	**Lab Sample ID:**	2202144-013A
Project Name/Location:	1035 Commercial Court	**Sample Matrix:**	Soil
Project Number:	1071-047		
Date/Time Sampled:	02/11/22 / 10:25		
SDG:			

Prep Method:	7471BP	**Prep Batch Date/Time:**	2/17/22 11:45:00AM
Prep Batch ID:	1139276	**Prep Analyst:**	ATRUONG

Parameters:	Analysis Method	DF	MDL	PQL	Results	Q	Units	Analyzed	Time	By	Analytical Batch
Mercury	SW7471B	1	0.083	0.50	ND		mg/Kg	02/18/22	12:10	BJAY	463691

Torrent LABORATORY, INC.

SAMPLE RESULTS

Report prepared for: Peter Sims
Farallon Consulting

Date/Time Received: 02/11/22, 3:34 pm
Date Reported: 02/21/22

Client Sample ID:	SV-7-5.0	**Lab Sample ID:**	2202144-013A
Project Name/Location:	1035 Commercial Court	**Sample Matrix:**	Soil
Project Number:	1071-047		
Date/Time Sampled:	02/11/22 / 10:25		
SDG:			

Prep Method:	3050B	**Prep Batch Date/Time:**	2/17/22 11:40:00PM
Prep Batch ID:	1139277	**Prep Analyst:**	ATRUONG

Parameters:	Analysis Method	DF	MDL	PQL	Results	Q	Units	Analyzed	Time	By	Analytical Batch
Antimony	SW6010B	1	0.050	5.00	ND		mg/Kg	02/17/22	19:28	ERR	463673
Arsenic	SW6010B	1	0.15	1.30	**7.75**		mg/Kg	02/17/22	19:28	ERR	463673
Barium	SW6010B	1	0.055	5.00	**271**		mg/Kg	02/17/22	19:28	ERR	463673
Beryllium	SW6010B	1	0.055	5.00	ND		mg/Kg	02/17/22	19:28	ERR	463673
Cadmium	SW6010B	1	0.10	5.00	ND		mg/Kg	02/17/22	19:28	ERR	463673
Chromium	SW6010B	1	0.075	5.00	**67.0**		mg/Kg	02/17/22	19:28	ERR	463673
Cobalt	SW6010B	1	0.070	5.00	**19.3**		mg/Kg	02/17/22	19:28	ERR	463673
Copper	SW6010B	1	0.20	5.00	**75.5**		mg/Kg	02/17/22	19:28	ERR	463673
Lead	SW6010B	1	0.10	3.00	**386**		mg/Kg	02/17/22	19:28	ERR	463673
Molybdenum	SW6010B	1	0.050	5.00	ND		mg/Kg	02/17/22	19:28	ERR	463673
Nickel	SW6010B	1	0.50	5.00	**102**		mg/Kg	02/17/22	19:28	ERR	463673
Selenium	SW6010B	1	0.22	5.00	ND		mg/Kg	02/17/22	19:28	ERR	463673
Silver	SW6010B	1	0.15	1.00	ND		mg/Kg	02/17/22	19:28	ERR	463673
Thallium	SW6010B	1	0.55	5.00	ND		mg/Kg	02/17/22	19:28	ERR	463673
Vanadium	SW6010B	1	0.10	5.00	**49.0**		mg/Kg	02/17/22	19:28	ERR	463673
Zinc	SW6010B	1	0.30	5.00	**179**		mg/Kg	02/17/22	19:28	ERR	463673

Torrent LABORATORY, INC.

SAMPLE RESULTS

Report prepared for: Peter Sims
Farallon Consulting

Date/Time Received: 02/11/22, 3:34 pm
Date Reported: 02/21/22

Client Sample ID:	SV-7-5.0	**Lab Sample ID:**	2202144-013A
Project Name/Location:	1035 Commercial Court	**Sample Matrix:**	Soil
Project Number:	1071-047		
Date/Time Sampled:	02/11/22 / 10:25		
SDG:			

Prep Method:	3546_PAHSIM	**Prep Batch Date/Time:**	2/14/22 11:52:00AM
Prep Batch ID:	1139161	**Prep Analyst:**	KAURN

Parameters:	Analysis Method	DF	MDL	PQL	Results	Q	Units	Analyzed	Time	By	Analytical Batch
Naphthalene	SW8270C	1	0.51	4.0	**70**		ug/Kg	02/14/22	20:07	MT	463558
2-Methylnaphthalene	SW8270C	1	0.22	4.0	**41**		ug/Kg	02/14/22	20:07	MT	463558
1-Methylnaphthalene	SW8270C	1	0.18	4.0	**20**		ug/Kg	02/14/22	20:07	MT	463558
Acenaphthelene	SW8270C	1	0.19	4.0	ND		ug/Kg	02/14/22	20:07	MT	463558
Acenaphthene	SW8270C	1	0.16	4.0	ND		ug/Kg	02/14/22	20:07	MT	463558
Fluorene	SW8270C	1	0.27	4.0	**12**		ug/Kg	02/14/22	20:07	MT	463558
Phenanthrene	SW8270C	1	0.59	4.0	**51**		ug/Kg	02/14/22	20:07	MT	463558
Anthracene	SW8270C	1	0.53	4.0	ND		ug/Kg	02/14/22	20:07	MT	463558
Fluoranthene	SW8270C	1	0.53	4.0	**9.1**		ug/Kg	02/14/22	20:07	MT	463558
Pyrene	SW8270C	1	0.55	4.0	**12**		ug/Kg	02/14/22	20:07	MT	463558
Benz[a]anthracene	SW8270C	1	0.46	4.0	ND		ug/Kg	02/14/22	20:07	MT	463558
Chrysene	SW8270C	1	0.49	4.0	**12**		ug/Kg	02/14/22	20:07	MT	463558
Benzo[b]fluoranthene	SW8270C	1	0.24	4.0	**13**		ug/Kg	02/14/22	20:07	MT	463558
Benzo[k]fluoranthene	SW8270C	1	0.23	4.0	ND		ug/Kg	02/14/22	20:07	MT	463558
Benzo[a]pyrene	SW8270C	1	0.28	4.0	ND		ug/Kg	02/14/22	20:07	MT	463558
Indeno[1,2,3-cd]pyrene	SW8270C	1	0.22	4.0	ND		ug/Kg	02/14/22	20:07	MT	463558
Dibenz[a,h]anthracene	SW8270C	1	0.27	4.0	ND		ug/Kg	02/14/22	20:07	MT	463558
Benzo[g,h,i]perylene	SW8270C	1	0.27	4.0	ND		ug/Kg	02/14/22	20:07	MT	463558
			Acceptance Limits								
2-Fluorobiphenyl (S)	SW8270C		45 - 125		**70**		%	02/14/22	20:07	MT	463558
p-Terphenyl-d14 (S)	SW8270C		30 - 125		**93**		%	02/14/22	20:07	MT	463558

Torrent LABORATORY, INC.

SAMPLE RESULTS

Report prepared for: Peter Sims
Farallon Consulting

Date/Time Received: 02/11/22, 3:34 pm
Date Reported: 02/21/22

Client Sample ID:	SV-7-5.0	**Lab Sample ID:**	2202144-013A
Project Name/Location:	1035 Commercial Court	**Sample Matrix:**	Soil
Project Number:	1071-047		
Date/Time Sampled:	02/11/22 / 10:25		
SDG:			

Prep Method:	3546_TPH	**Prep Batch Date/Time:**	2/14/22 10:55:00AM
Prep Batch ID:	1139158	**Prep Analyst:**	NBAIN

Parameters:	Analysis Method	DF	MDL	PQL	Results	Q	Units	Analyzed	Time	By	Analytical Batch
TPH as Diesel	SW8015B	1	1.7	4.0	**73.9**	x	mg/Kg	02/15/22	17:15	SN	463672
TPH as Motor Oil	SW8015B	1	6.4	20	**138**		mg/Kg	02/15/22	17:15	SN	463672
			Acceptance Limits								
Pentacosane (S)	SW8015B		45 - 130		**78.6**		%	02/15/22	17:15	SN	463672

NOTE: x- Diesel result due to over-lapping of oil range and unknown organics within diesel range heavier than diesel quantified as diesel

Torrent LABORATORY, INC.

SAMPLE RESULTS

Report prepared for: Peter Sims
Farallon Consulting

Date/Time Received: 02/11/22, 3:34 pm
Date Reported: 02/21/22

Client Sample ID:	SV-7-5.0	**Lab Sample ID:**	2202144-013A
Project Name/Location:	1035 Commercial Court	**Sample Matrix:**	Soil
Project Number:	1071-047		
Date/Time Sampled:	02/11/22 / 10:25		
SDG:			

Prep Method:	5035	**Prep Batch Date/Time:**	2/20/22 11:17:00AM
Prep Batch ID:	1139341	**Prep Analyst:**	CSACH

Parameters:	Analysis Method	DF	MDL	PQL	Results	Q	Units	Analyzed	Time	By	Analytical Batch
Dichlorodifluoromethane	SW8260B	1	1.2	10	ND		ug/Kg	02/20/22	15:16	JZ	463727
Chloromethane	SW8260B	1	1.8	10	ND		ug/Kg	02/20/22	15:16	JZ	463727
Vinyl Chloride	SW8260B	1	2.0	10	ND		ug/Kg	02/20/22	15:16	JZ	463727
Bromomethane	SW8260B	1	2.7	10	ND		ug/Kg	02/20/22	15:16	JZ	463727
Chloroethane	SW8260B	1	3.0	10	ND		ug/Kg	02/20/22	15:16	JZ	463727
Trichlorofluoromethane	SW8260B	1	2.1	10	ND		ug/Kg	02/20/22	15:16	JZ	463727
1,1-Dichloroethene	SW8260B	1	2.0	10	ND		ug/Kg	02/20/22	15:16	JZ	463727
Freon 113	SW8260B	1	1.9	10	ND		ug/Kg	02/20/22	15:16	JZ	463727
Methylene Chloride	SW8260B	1	7.1	10	ND		ug/Kg	02/20/22	15:16	JZ	463727
trans-1,2-Dichloroethene	SW8260B	1	2.1	10	ND		ug/Kg	02/20/22	15:16	JZ	463727
MTBE	SW8260B	1	2.3	10	ND		ug/Kg	02/20/22	15:16	JZ	463727
TBA	SW8260B	1	12	50	ND		ug/Kg	02/20/22	15:16	JZ	463727
Diisopropyl ether	SW8260B	1	2.3	10	ND		ug/Kg	02/20/22	15:16	JZ	463727
1,1-Dichloroethane	SW8260B	1	2.2	10	ND		ug/Kg	02/20/22	15:16	JZ	463727
Ethyl tert-Butyl ether	SW8260B	1	2.3	10	ND		ug/Kg	02/20/22	15:16	JZ	463727
cis-1,2-Dichloroethene	SW8260B	1	2.2	10	ND		ug/Kg	02/20/22	15:16	JZ	463727
2,2-Dichloropropane	SW8260B	1	1.9	10	ND		ug/Kg	02/20/22	15:16	JZ	463727
Bromochloromethane	SW8260B	1	2.3	10	ND		ug/Kg	02/20/22	15:16	JZ	463727
Chloroform	SW8260B	1	2.4	10	ND		ug/Kg	02/20/22	15:16	JZ	463727
Carbon Tetrachloride	SW8260B	1	2.1	10	ND		ug/Kg	02/20/22	15:16	JZ	463727
1,1,1-Trichloroethane	SW8260B	1	2.1	10	ND		ug/Kg	02/20/22	15:16	JZ	463727
1,1-Dichloropropene	SW8260B	1	2.0	10	ND		ug/Kg	02/20/22	15:16	JZ	463727
Benzene	SW8260B	1	2.2	10	ND		ug/Kg	02/20/22	15:16	JZ	463727
TAME	SW8260B	1	2.3	10	ND		ug/Kg	02/20/22	15:16	JZ	463727
1,2-Dichloroethane	SW8260B	1	2.3	10	ND		ug/Kg	02/20/22	15:16	JZ	463727
Trichloroethylene	SW8260B	1	1.8	10	ND		ug/Kg	02/20/22	15:16	JZ	463727
Dibromomethane	SW8260B	1	1.8	10	ND		ug/Kg	02/20/22	15:16	JZ	463727
1,2-Dichloropropane	SW8260B	1	1.9	10	ND		ug/Kg	02/20/22	15:16	JZ	463727
Bromodichloromethane	SW8260B	1	2.0	10	ND		ug/Kg	02/20/22	15:16	JZ	463727
cis-1,3-Dichloropropene	SW8260B	1	1.6	10	ND		ug/Kg	02/20/22	15:16	JZ	463727
Toluene	SW8260B	1	1.8	10	**10.4**		ug/Kg	02/20/22	15:16	JZ	463727
Tetrachloroethene	SW8260B	1	1.7	10	ND		ug/Kg	02/20/22	15:16	JZ	463727
trans-1,3-Dichloropropene	SW8260B	1	1.6	10	ND		ug/Kg	02/20/22	15:16	JZ	463727
1,1,2-Trichloroethane	SW8260B	1	1.8	10	ND		ug/Kg	02/20/22	15:16	JZ	463727
Dibromochloromethane	SW8260B	1	1.9	10	ND		ug/Kg	02/20/22	15:16	JZ	463727
1,3-Dichloropropane	SW8260B	1	1.8	10	ND		ug/Kg	02/20/22	15:16	JZ	463727
1,2-Dibromoethane	SW8260B	1	1.8	10	ND		ug/Kg	02/20/22	15:16	JZ	463727
Chlorobenzene	SW8260B	1	1.8	10	ND		ug/Kg	02/20/22	15:16	JZ	463727
Ethylbenzene	SW8260B	1	1.7	10	**30.4**		ug/Kg	02/20/22	15:16	JZ	463727

Torrent LABORATORY, INC.

SAMPLE RESULTS

Report prepared for: Peter Sims
Farallon Consulting

Date/Time Received: 02/11/22, 3:34 pm
Date Reported: 02/21/22

Client Sample ID:	SV-7-5.0	**Lab Sample ID:**	2202144-013A
Project Name/Location:	1035 Commercial Court	**Sample Matrix:**	Soil
Project Number:	1071-047		
Date/Time Sampled:	02/11/22 / 10:25		
SDG:			

Prep Method:	5035	**Prep Batch Date/Time:**	2/20/22 11:17:00AM
Prep Batch ID:	1139341	**Prep Analyst:**	CSACH

Parameters:	Analysis Method	DF	MDL	PQL	Results	Q	Units	Analyzed	Time	By	Analytical Batch
1,1,1,2-Tetrachloroethane	SW8260B	1	1.9	10	ND		ug/Kg	02/20/22	15:16	JZ	463727
m,p-Xylene	SW8260B	1	3.2	10	**87.9**		ug/Kg	02/20/22	15:16	JZ	463727
o-Xylene	SW8260B	1	1.7	10	**26.2**		ug/Kg	02/20/22	15:16	JZ	463727
Styrene	SW8260B	1	1.6	10	ND		ug/Kg	02/20/22	15:16	JZ	463727
Bromoform	SW8260B	1	1.7	10	ND		ug/Kg	02/20/22	15:16	JZ	463727
Isopropyl Benzene	SW8260B	1	1.6	10	ND		ug/Kg	02/20/22	15:16	JZ	463727
n-Propylbenzene	SW8260B	1	1.6	10	ND		ug/Kg	02/20/22	15:16	JZ	463727
Bromobenzene	SW8260B	1	1.8	10	ND		ug/Kg	02/20/22	15:16	JZ	463727
1,1,2,2-Tetrachloroethane	SW8260B	1	1.9	10	**22.8**		ug/Kg	02/20/22	15:16	JZ	463727
2-Chlorotoluene	SW8260B	1	1.8	10	ND		ug/Kg	02/20/22	15:16	JZ	463727
1,3,5-Trimethylbenzene	SW8260B	1	1.6	10	ND		ug/Kg	02/20/22	15:16	JZ	463727
1,2,3-Trichloropropane	SW8260B	1	1.9	10	ND		ug/Kg	02/20/22	15:16	JZ	463727
4-Chlorotoluene	SW8260B	1	1.6	10	ND		ug/Kg	02/20/22	15:16	JZ	463727
tert-Butylbenzene	SW8260B	1	1.6	10	ND		ug/Kg	02/20/22	15:16	JZ	463727
1,2,4-Trimethylbenzene	SW8260B	1	1.4	10	ND		ug/Kg	02/20/22	15:16	JZ	463727
sec-Butyl Benzene	SW8260B	1	1.6	10	ND		ug/Kg	02/20/22	15:16	JZ	463727
p-Isopropyltoluene	SW8260B	1	1.5	10	**11.8**		ug/Kg	02/20/22	15:16	JZ	463727
1,3-Dichlorobenzene	SW8260B	1	1.7	10	ND		ug/Kg	02/20/22	15:16	JZ	463727
1,4-Dichlorobenzene	SW8260B	1	1.7	10	ND		ug/Kg	02/20/22	15:16	JZ	463727
n-Butylbenzene	SW8260B	1	1.5	10	ND		ug/Kg	02/20/22	15:16	JZ	463727
1,2-Dichlorobenzene	SW8260B	1	1.8	10	ND		ug/Kg	02/20/22	15:16	JZ	463727
1,2-Dibromo-3-Chloropropane	SW8260B	1	1.8	10	ND		ug/Kg	02/20/22	15:16	JZ	463727
Hexachlorobutadiene	SW8260B	1	1.4	10	ND		ug/Kg	02/20/22	15:16	JZ	463727
1,2,4-Trichlorobenzene	SW8260B	1	1.5	10	ND		ug/Kg	02/20/22	15:16	JZ	463727
Naphthalene	SW8260B	1	1.7	10	ND		ug/Kg	02/20/22	15:16	JZ	463727
1,2,3-Trichlorobenzene	SW8260B	1	1.7	10	ND		ug/Kg	02/20/22	15:16	JZ	463727
2-Butanone	SW8260B	1	2.3	10.0	**11.3**		ug/Kg	02/20/22	15:16	JZ	463727
(S) Dibromofluoromethane	SW8260B		59.8 - 148		**80.5**		%	02/20/22	15:16	JZ	463727
(S) Toluene-d8	SW8260B		55.2 - 133		**102**		%	02/20/22	15:16	JZ	463727
(S) 4-Bromofluorobenzene	SW8260B		55.8 - 141		**100**		%	02/20/22	15:16	JZ	463727

Torrent LABORATORY, INC.

SAMPLE RESULTS

Report prepared for: Peter Sims
Farallon Consulting

Date/Time Received: 02/11/22, 3:34 pm
Date Reported: 02/21/22

Client Sample ID:	SV-7-5.0	**Lab Sample ID:**	2202144-013A
Project Name/Location:	1035 Commercial Court	**Sample Matrix:**	Soil
Project Number:	1071-047		
Date/Time Sampled:	02/11/22 / 10:25		
SDG:			

Prep Method:	5035GRO	**Prep Batch Date/Time:**	2/20/22	11:17:00AM
Prep Batch ID:	1139343	**Prep Analyst:**	CSACH	

Parameters:	Analysis Method	DF	MDL	PQL	Results	Q	Units	Analyzed	Time	By	Analytical Batch
TPH as Gasoline	8260TPH	1	43	100	**1200**	x	ug/Kg	02/20/22	15:16	JZ	463727
(S) 4-Bromofluorobenzene	8260TPH		43.9 - 127		**61.1**		%	02/20/22	15:16	JZ	463727

NOTE: x-TPH value elevated due to heavy hydrocarbons within range of C5-C12 quantified as Gasoline.

Torrent LABORATORY, INC.

SAMPLE RESULTS

Report prepared for: Peter Sims
Farallon Consulting

Date/Time Received: 02/11/22, 3:34 pm
Date Reported: 02/21/22

Client Sample ID:	SV-7-10.0	**Lab Sample ID:**	2202144-014A
Project Name/Location:	1035 Commercial Court	**Sample Matrix:**	Soil
Project Number:	1071-047		
Date/Time Sampled:	02/11/22 / 10:30		
SDG:			

Prep Method:	7471BP	**Prep Batch Date/Time:**	2/17/22 11:45:00AM
Prep Batch ID:	1139276	**Prep Analyst:**	ATRUONG

Parameters:	Analysis Method	DF	MDL	PQL	Results	Q	Units	Analyzed	Time	By	Analytical Batch
Mercury	SW7471B	1	0.083	0.50	ND		mg/Kg	02/18/22	12:12	BJAY	463691

Torrent LABORATORY, INC.

SAMPLE RESULTS

Report prepared for: Peter Sims
Farallon Consulting

Date/Time Received: 02/11/22, 3:34 pm
Date Reported: 02/21/22

Client Sample ID:	SV-7-10.0	**Lab Sample ID:**	2202144-014A
Project Name/Location:	1035 Commercial Court	**Sample Matrix:**	Soil
Project Number:	1071-047		
Date/Time Sampled:	02/11/22 / 10:30		
SDG:			

Prep Method:	3050B	**Prep Batch Date/Time:**	2/17/22 11:40:00PM
Prep Batch ID:	1139277	**Prep Analyst:**	ATRUONG

Parameters:	Analysis Method	DF	MDL	PQL	Results	Q	Units	Analyzed	Time	By	Analytical Batch
Antimony	SW6010B	1	0.050	5.00	ND		mg/Kg	02/17/22	19:30	ERR	463673
Arsenic	SW6010B	1	0.15	1.30	**8.10**		mg/Kg	02/17/22	19:30	ERR	463673
Barium	SW6010B	1	0.055	5.00	**269**		mg/Kg	02/17/22	19:30	ERR	463673
Beryllium	SW6010B	1	0.055	5.00	ND		mg/Kg	02/17/22	19:30	ERR	463673
Cadmium	SW6010B	1	0.10	5.00	ND		mg/Kg	02/17/22	19:30	ERR	463673
Chromium	SW6010B	1	0.075	5.00	**65.5**		mg/Kg	02/17/22	19:30	ERR	463673
Cobalt	SW6010B	1	0.070	5.00	**19.4**		mg/Kg	02/17/22	19:30	ERR	463673
Copper	SW6010B	1	0.20	5.00	**51.5**		mg/Kg	02/17/22	19:30	ERR	463673
Lead	SW6010B	1	0.10	3.00	**17.9**		mg/Kg	02/17/22	19:30	ERR	463673
Molybdenum	SW6010B	1	0.050	5.00	ND		mg/Kg	02/17/22	19:30	ERR	463673
Nickel	SW6010B	1	0.50	5.00	**98.0**		mg/Kg	02/17/22	19:30	ERR	463673
Selenium	SW6010B	1	0.22	5.00	ND		mg/Kg	02/17/22	19:30	ERR	463673
Silver	SW6010B	1	0.15	1.00	ND		mg/Kg	02/17/22	19:30	ERR	463673
Thallium	SW6010B	1	0.55	5.00	ND		mg/Kg	02/17/22	19:30	ERR	463673
Vanadium	SW6010B	1	0.10	5.00	**49.4**		mg/Kg	02/17/22	19:30	ERR	463673
Zinc	SW6010B	1	0.30	5.00	**79.0**		mg/Kg	02/17/22	19:30	ERR	463673

Torrent LABORATORY, INC.

SAMPLE RESULTS

Report prepared for: Peter Sims
Farallon Consulting

Date/Time Received: 02/11/22, 3:34 pm
Date Reported: 02/21/22

Client Sample ID:	SV-7-10.0	**Lab Sample ID:**	2202144-014A
Project Name/Location:	1035 Commercial Court	**Sample Matrix:**	Soil
Project Number:	1071-047		
Date/Time Sampled:	02/11/22 / 10:30		
SDG:			

Prep Method:	3546_PAHSIM	**Prep Batch Date/Time:**	2/14/22 11:52:00AM
Prep Batch ID:	1139161	**Prep Analyst:**	KAURN

Parameters:	Analysis Method	DF	MDL	PQL	Results	Q	Units	Analyzed	Time	By	Analytical Batch
Naphthalene	SW8270C	1	0.51	4.0	**45**		ug/Kg	02/14/22	20:37	MT	463558
2-Methylnaphthalene	SW8270C	1	0.22	4.0	**29**		ug/Kg	02/14/22	20:37	MT	463558
1-Methylnaphthalene	SW8270C	1	0.18	4.0	**14**		ug/Kg	02/14/22	20:37	MT	463558
Acenaphthelene	SW8270C	1	0.19	4.0	ND		ug/Kg	02/14/22	20:37	MT	463558
Acenaphthene	SW8270C	1	0.16	4.0	ND		ug/Kg	02/14/22	20:37	MT	463558
Fluorene	SW8270C	1	0.27	4.0	**10**		ug/Kg	02/14/22	20:37	MT	463558
Phenanthrene	SW8270C	1	0.59	4.0	**36**		ug/Kg	02/14/22	20:37	MT	463558
Anthracene	SW8270C	1	0.53	4.0	ND		ug/Kg	02/14/22	20:37	MT	463558
Fluoranthene	SW8270C	1	0.53	4.0	**5.9**		ug/Kg	02/14/22	20:37	MT	463558
Pyrene	SW8270C	1	0.55	4.0	**8.5**		ug/Kg	02/14/22	20:37	MT	463558
Benz[a]anthracene	SW8270C	1	0.46	4.0	ND		ug/Kg	02/14/22	20:37	MT	463558
Chrysene	SW8270C	1	0.49	4.0	**10**		ug/Kg	02/14/22	20:37	MT	463558
Benzo[b]fluoranthene	SW8270C	1	0.24	4.0	**11**		ug/Kg	02/14/22	20:37	MT	463558
Benzo[k]fluoranthene	SW8270C	1	0.23	4.0	ND		ug/Kg	02/14/22	20:37	MT	463558
Benzo[a]pyrene	SW8270C	1	0.28	4.0	**10**		ug/Kg	02/14/22	20:37	MT	463558
Indeno[1,2,3-cd]pyrene	SW8270C	1	0.22	4.0	ND		ug/Kg	02/14/22	20:37	MT	463558
Dibenz[a,h]anthracene	SW8270C	1	0.27	4.0	ND		ug/Kg	02/14/22	20:37	MT	463558
Benzo[g,h,i]perylene	SW8270C	1	0.27	4.0	ND		ug/Kg	02/14/22	20:37	MT	463558
			Acceptance Limits								
2-Fluorobiphenyl (S)	SW8270C		45 - 125		**78**		%	02/14/22	20:37	MT	463558
p-Terphenyl-d14 (S)	SW8270C		30 - 125		**110**		%	02/14/22	20:37	MT	463558

Torrent LABORATORY, INC.

SAMPLE RESULTS

Report prepared for: Peter Sims
Farallon Consulting

Date/Time Received: 02/11/22, 3:34 pm
Date Reported: 02/21/22

Client Sample ID:	SV-7-10.0	**Lab Sample ID:**	2202144-014A
Project Name/Location:	1035 Commercial Court	**Sample Matrix:**	Soil
Project Number:	1071-047		
Date/Time Sampled:	02/11/22 / 10:30		
SDG:			

Prep Method:	3546_TPH	**Prep Batch Date/Time:**	2/14/22 10:55:00AM
Prep Batch ID:	1139158	**Prep Analyst:**	NBAIN

Parameters:	Analysis Method	DF	MDL	PQL	Results	Q	Units	Analyzed	Time	By	Analytical Batch
TPH as Diesel	SW8015B	1	1.7	4.0	**57.6**	x	mg/Kg	02/15/22	17:39	SN	463672
TPH as Motor Oil	SW8015B	1	6.4	20	**158**		mg/Kg	02/15/22	17:39	SN	463672
			Acceptance Limits								
Pentacosane (S)	SW8015B		45 - 130		**91.0**		%	02/15/22	17:39	SN	463672

NOTE: x- Diesel result due to over-lapping of oil range and unknown organics within diesel range heavier than diesel quantified as diesel

Torrent LABORATORY, INC.

SAMPLE RESULTS

Report prepared for: Peter Sims
Farallon Consulting

Date/Time Received: 02/11/22, 3:34 pm
Date Reported: 02/21/22

Client Sample ID:	SV-7-10.0	**Lab Sample ID:**	2202144-014A
Project Name/Location:	1035 Commercial Court	**Sample Matrix:**	Soil
Project Number:	1071-047		
Date/Time Sampled:	02/11/22 / 10:30		
SDG:			

Prep Method:	5035	**Prep Batch Date/Time:**	2/20/22 11:17:00AM
Prep Batch ID:	1139341	**Prep Analyst:**	CSACH

Parameters:	Analysis Method	DF	MDL	PQL	Results	Q	Units	Analyzed	Time	By	Analytical Batch
Dichlorodifluoromethane	SW8260B	1	1.2	10	ND		ug/Kg	02/20/22	15:48	JZ	463727
Chloromethane	SW8260B	1	1.8	10	ND		ug/Kg	02/20/22	15:48	JZ	463727
Vinyl Chloride	SW8260B	1	2.0	10	ND		ug/Kg	02/20/22	15:48	JZ	463727
Bromomethane	SW8260B	1	2.7	10	ND		ug/Kg	02/20/22	15:48	JZ	463727
Chloroethane	SW8260B	1	3.0	10	ND		ug/Kg	02/20/22	15:48	JZ	463727
Trichlorofluoromethane	SW8260B	1	2.1	10	ND		ug/Kg	02/20/22	15:48	JZ	463727
1,1-Dichloroethene	SW8260B	1	2.0	10	ND		ug/Kg	02/20/22	15:48	JZ	463727
Freon 113	SW8260B	1	1.9	10	ND		ug/Kg	02/20/22	15:48	JZ	463727
Methylene Chloride	SW8260B	1	7.1	10	ND		ug/Kg	02/20/22	15:48	JZ	463727
trans-1,2-Dichloroethene	SW8260B	1	2.1	10	ND		ug/Kg	02/20/22	15:48	JZ	463727
MTBE	SW8260B	1	2.3	10	ND		ug/Kg	02/20/22	15:48	JZ	463727
TBA	SW8260B	1	12	50	ND		ug/Kg	02/20/22	15:48	JZ	463727
Diisopropyl ether	SW8260B	1	2.3	10	ND		ug/Kg	02/20/22	15:48	JZ	463727
1,1-Dichloroethane	SW8260B	1	2.2	10	ND		ug/Kg	02/20/22	15:48	JZ	463727
Ethyl tert-Butyl ether	SW8260B	1	2.3	10	ND		ug/Kg	02/20/22	15:48	JZ	463727
cis-1,2-Dichloroethene	SW8260B	1	2.2	10	ND		ug/Kg	02/20/22	15:48	JZ	463727
2,2-Dichloropropane	SW8260B	1	1.9	10	ND		ug/Kg	02/20/22	15:48	JZ	463727
Bromochloromethane	SW8260B	1	2.3	10	ND		ug/Kg	02/20/22	15:48	JZ	463727
Chloroform	SW8260B	1	2.4	10	ND		ug/Kg	02/20/22	15:48	JZ	463727
Carbon Tetrachloride	SW8260B	1	2.1	10	ND		ug/Kg	02/20/22	15:48	JZ	463727
1,1,1-Trichloroethane	SW8260B	1	2.1	10	ND		ug/Kg	02/20/22	15:48	JZ	463727
1,1-Dichloropropene	SW8260B	1	2.0	10	ND		ug/Kg	02/20/22	15:48	JZ	463727
Benzene	SW8260B	1	2.2	10	ND		ug/Kg	02/20/22	15:48	JZ	463727
TAME	SW8260B	1	2.3	10	ND		ug/Kg	02/20/22	15:48	JZ	463727
1,2-Dichloroethane	SW8260B	1	2.3	10	ND		ug/Kg	02/20/22	15:48	JZ	463727
Trichloroethylene	SW8260B	1	1.8	10	ND		ug/Kg	02/20/22	15:48	JZ	463727
Dibromomethane	SW8260B	1	1.8	10	ND		ug/Kg	02/20/22	15:48	JZ	463727
1,2-Dichloropropane	SW8260B	1	1.9	10	ND		ug/Kg	02/20/22	15:48	JZ	463727
Bromodichloromethane	SW8260B	1	2.0	10	ND		ug/Kg	02/20/22	15:48	JZ	463727
cis-1,3-Dichloropropene	SW8260B	1	1.6	10	ND		ug/Kg	02/20/22	15:48	JZ	463727
Toluene	SW8260B	1	1.8	10	ND		ug/Kg	02/20/22	15:48	JZ	463727
Tetrachloroethene	SW8260B	1	1.7	10	ND		ug/Kg	02/20/22	15:48	JZ	463727
trans-1,3-Dichloropropene	SW8260B	1	1.6	10	ND		ug/Kg	02/20/22	15:48	JZ	463727
1,1,2-Trichloroethane	SW8260B	1	1.8	10	ND		ug/Kg	02/20/22	15:48	JZ	463727
Dibromochloromethane	SW8260B	1	1.9	10	ND		ug/Kg	02/20/22	15:48	JZ	463727
1,3-Dichloropropane	SW8260B	1	1.8	10	ND		ug/Kg	02/20/22	15:48	JZ	463727
1,2-Dibromoethane	SW8260B	1	1.8	10	ND		ug/Kg	02/20/22	15:48	JZ	463727
Chlorobenzene	SW8260B	1	1.8	10	**14.4**		ug/Kg	02/20/22	15:48	JZ	463727
Ethylbenzene	SW8260B	1	1.7	10	ND		ug/Kg	02/20/22	15:48	JZ	463727

Torrent LABORATORY, INC.

SAMPLE RESULTS

Report prepared for: Peter Sims
Farallon Consulting

Date/Time Received: 02/11/22, 3:34 pm
Date Reported: 02/21/22

Client Sample ID:	SV-7-10.0	**Lab Sample ID:**	2202144-014A
Project Name/Location:	1035 Commercial Court	**Sample Matrix:**	Soil
Project Number:	1071-047		
Date/Time Sampled:	02/11/22 / 10:30		
SDG:			

Prep Method:	5035	**Prep Batch Date/Time:**	2/20/22 11:17:00AM
Prep Batch ID:	1139341	**Prep Analyst:**	CSACH

Parameters:	Analysis Method	DF	MDL	PQL	Results	Q	Units	Analyzed	Time	By	Analytical Batch
1,1,1,2-Tetrachloroethane	SW8260B	1	1.9	10	ND		ug/Kg	02/20/22	15:48	JZ	463727
m,p-Xylene	SW8260B	1	3.2	10	ND		ug/Kg	02/20/22	15:48	JZ	463727
o-Xylene	SW8260B	1	1.7	10	ND		ug/Kg	02/20/22	15:48	JZ	463727
Styrene	SW8260B	1	1.6	10	ND		ug/Kg	02/20/22	15:48	JZ	463727
Bromoform	SW8260B	1	1.7	10	ND		ug/Kg	02/20/22	15:48	JZ	463727
Isopropyl Benzene	SW8260B	1	1.6	10	ND		ug/Kg	02/20/22	15:48	JZ	463727
n-Propylbenzene	SW8260B	1	1.6	10	ND		ug/Kg	02/20/22	15:48	JZ	463727
Bromobenzene	SW8260B	1	1.8	10	ND		ug/Kg	02/20/22	15:48	JZ	463727
1,1,2,2-Tetrachloroethane	SW8260B	1	1.9	10	ND		ug/Kg	02/20/22	15:48	JZ	463727
2-Chlorotoluene	SW8260B	1	1.8	10	ND		ug/Kg	02/20/22	15:48	JZ	463727
1,3,5-Trimethylbenzene	SW8260B	1	1.6	10	ND		ug/Kg	02/20/22	15:48	JZ	463727
1,2,3-Trichloropropane	SW8260B	1	1.9	10	ND		ug/Kg	02/20/22	15:48	JZ	463727
4-Chlorotoluene	SW8260B	1	1.6	10	ND		ug/Kg	02/20/22	15:48	JZ	463727
tert-Butylbenzene	SW8260B	1	1.6	10	ND		ug/Kg	02/20/22	15:48	JZ	463727
1,2,4-Trimethylbenzene	SW8260B	1	1.4	10	ND		ug/Kg	02/20/22	15:48	JZ	463727
sec-Butyl Benzene	SW8260B	1	1.6	10	ND		ug/Kg	02/20/22	15:48	JZ	463727
p-Isopropyltoluene	SW8260B	1	1.5	10	ND		ug/Kg	02/20/22	15:48	JZ	463727
1,3-Dichlorobenzene	SW8260B	1	1.7	10	ND		ug/Kg	02/20/22	15:48	JZ	463727
1,4-Dichlorobenzene	SW8260B	1	1.7	10	ND		ug/Kg	02/20/22	15:48	JZ	463727
n-Butylbenzene	SW8260B	1	1.5	10	ND		ug/Kg	02/20/22	15:48	JZ	463727
1,2-Dichlorobenzene	SW8260B	1	1.8	10	ND		ug/Kg	02/20/22	15:48	JZ	463727
1,2-Dibromo-3-Chloropropane	SW8260B	1	1.8	10	ND		ug/Kg	02/20/22	15:48	JZ	463727
Hexachlorobutadiene	SW8260B	1	1.4	10	ND		ug/Kg	02/20/22	15:48	JZ	463727
1,2,4-Trichlorobenzene	SW8260B	1	1.5	10	ND		ug/Kg	02/20/22	15:48	JZ	463727
Naphthalene	SW8260B	1	1.7	10	ND		ug/Kg	02/20/22	15:48	JZ	463727
1,2,3-Trichlorobenzene	SW8260B	1	1.7	10	ND		ug/Kg	02/20/22	15:48	JZ	463727
2-Butanone	SW8260B	1	2.3	10.0	ND		ug/Kg	02/20/22	15:48	JZ	463727
(S) Dibromofluoromethane	SW8260B		59.8 - 148		**83.7**		%	02/20/22	15:48	JZ	463727
(S) Toluene-d8	SW8260B		55.2 - 133		**101**		%	02/20/22	15:48	JZ	463727
(S) 4-Bromofluorobenzene	SW8260B		55.8 - 141		**96.4**		%	02/20/22	15:48	JZ	463727

Torrent LABORATORY, INC.

SAMPLE RESULTS

Report prepared for: Peter Sims
Farallon Consulting

Date/Time Received: 02/11/22, 3:34 pm
Date Reported: 02/21/22

Client Sample ID:	SV-7-10.0	**Lab Sample ID:**	2202144-014A
Project Name/Location:	1035 Commercial Court	**Sample Matrix:**	Soil
Project Number:	1071-047		
Date/Time Sampled:	02/11/22 / 10:30		
SDG:			

Prep Method:	5035GRO	**Prep Batch Date/Time:**	2/20/22 11:17:00AM
Prep Batch ID:	1139343	**Prep Analyst:**	CSACH

Parameters:	Analysis Method	DF	MDL	PQL	Results	Q	Units	Analyzed	Time	By	Analytical Batch
TPH as Gasoline	8260TPH	1	43	100	**508**	x	ug/Kg	02/20/22	15:48	JZ	463727
(S) 4-Bromofluorobenzene	8260TPH		43.9 - 127		**91.1**		%	02/20/22	15:48	JZ	463727

NOTE: x-TPH value due to heavy hydrocarbons within range of C5-C12 quantified as Gasoline.

Torrent LABORATORY, INC.

SAMPLE RESULTS

Report prepared for: Peter Sims
Farallon Consulting

Date/Time Received: 02/11/22, 3:34 pm
Date Reported: 02/21/22

Client Sample ID:	IDW-1	**Lab Sample ID:**	2202144-015A
Project Name/Location:	1035 Commercial Court	**Sample Matrix:**	Soil
Project Number:	1071-047		
Date/Time Sampled:	02/11/22 / 14:05		
SDG:			

Prep Method:	7471BP	**Prep Batch Date/Time:**	2/17/22 11:45:00AM
Prep Batch ID:	1139276	**Prep Analyst:**	ATRUONG

Parameters:	Analysis Method	DF	MDL	PQL	Results	Q	Units	Analyzed	Time	By	Analytical Batch
Mercury	SW7471B	1	0.083	0.50	ND		mg/Kg	02/18/22	12:14	BJAY	463691

Torrent LABORATORY, INC.

SAMPLE RESULTS

Report prepared for: Peter Sims
Farallon Consulting

Date/Time Received: 02/11/22, 3:34 pm
Date Reported: 02/21/22

Client Sample ID:	IDW-1	**Lab Sample ID:**	2202144-015A
Project Name/Location:	1035 Commercial Court	**Sample Matrix:**	Soil
Project Number:	1071-047		
Date/Time Sampled:	02/11/22 / 14:05		
SDG:			

Prep Method:	3050B	**Prep Batch Date/Time:**	2/17/22 11:40:00PM
Prep Batch ID:	1139277	**Prep Analyst:**	ATRUONG

Parameters:	Analysis Method	DF	MDL	PQL	Results	Q	Units	Analyzed	Time	By	Analytical Batch
Antimony	SW6010B	1	0.050	5.00	ND		mg/Kg	02/17/22	19:37	ERR	463673
Arsenic	SW6010B	1	0.15	1.30	**2.80**		mg/Kg	02/17/22	19:37	ERR	463673
Barium	SW6010B	1	0.055	5.00	**253**		mg/Kg	02/17/22	19:37	ERR	463673
Beryllium	SW6010B	1	0.055	5.00	ND		mg/Kg	02/17/22	19:37	ERR	463673
Cadmium	SW6010B	1	0.10	5.00	ND		mg/Kg	02/17/22	19:37	ERR	463673
Chromium	SW6010B	1	0.075	5.00	**16.0**		mg/Kg	02/17/22	19:37	ERR	463673
Cobalt	SW6010B	1	0.070	5.00	**5.20**		mg/Kg	02/17/22	19:37	ERR	463673
Copper	SW6010B	1	0.20	5.00	**15.6**		mg/Kg	02/17/22	19:37	ERR	463673
Lead	SW6010B	1	0.10	3.00	**5.35**		mg/Kg	02/17/22	19:37	ERR	463673
Molybdenum	SW6010B	1	0.050	5.00	ND		mg/Kg	02/17/22	19:37	ERR	463673
Nickel	SW6010B	1	0.50	5.00	**18.0**		mg/Kg	02/17/22	19:37	ERR	463673
Selenium	SW6010B	1	0.22	5.00	ND		mg/Kg	02/17/22	19:37	ERR	463673
Silver	SW6010B	1	0.15	1.00	ND		mg/Kg	02/17/22	19:37	ERR	463673
Thallium	SW6010B	1	0.55	5.00	ND		mg/Kg	02/17/22	19:37	ERR	463673
Vanadium	SW6010B	1	0.10	5.00	**19.7**		mg/Kg	02/17/22	19:37	ERR	463673
Zinc	SW6010B	1	0.30	5.00	**27.1**		mg/Kg	02/17/22	19:37	ERR	463673

Torrent LABORATORY, INC.

SAMPLE RESULTS

Report prepared for: Peter Sims
Farallon Consulting

Date/Time Received: 02/11/22, 3:34 pm
Date Reported: 02/21/22

Client Sample ID:	IDW-1	**Lab Sample ID:**	2202144-015A
Project Name/Location:	1035 Commercial Court	**Sample Matrix:**	Soil
Project Number:	1071-047		
Date/Time Sampled:	02/11/22 / 14:05		
SDG:			

Prep Method:	3546_PAHSIM	**Prep Batch Date/Time:**	2/14/22 11:52:00AM
Prep Batch ID:	1139161	**Prep Analyst:**	KAURN

Parameters:	Analysis Method	DF	MDL	PQL	Results	Q	Units	Analyzed	Time	By	Analytical Batch
The results shown below are reported using their MDL.											
Naphthalene	SW8270C	2	1.0	7.9	**20**		ug/Kg	02/14/22	21:07	MT	463558
2-Methylnaphthalene	SW8270C	2	0.45	7.9	**32**		ug/Kg	02/14/22	21:07	MT	463558
1-Methylnaphthalene	SW8270C	2	0.37	7.9	**16**		ug/Kg	02/14/22	21:07	MT	463558
Acenaphthelene	SW8270C	2	0.37	7.9	**8.5**		ug/Kg	02/14/22	21:07	MT	463558
Acenaphthene	SW8270C	2	0.32	7.9	**35**		ug/Kg	02/14/22	21:07	MT	463558
Fluorene	SW8270C	2	0.54	7.9	**45**		ug/Kg	02/14/22	21:07	MT	463558
Phenanthrene	SW8270C	2	1.2	7.9	**160**		ug/Kg	02/14/22	21:07	MT	463558
Anthracene	SW8270C	2	1.1	7.9	ND		ug/Kg	02/14/22	21:07	MT	463558
Fluoranthene	SW8270C	2	1.1	7.9	**9.2**		ug/Kg	02/14/22	21:07	MT	463558
Pyrene	SW8270C	2	1.1	7.9	**14**		ug/Kg	02/14/22	21:07	MT	463558
Benz[a]anthracene	SW8270C	2	0.93	7.9	**3.5**	J	ug/Kg	02/14/22	21:07	MT	463558
Chrysene	SW8270C	2	0.98	7.9	**14**		ug/Kg	02/14/22	21:07	MT	463558
Benzo[b]fluoranthene	SW8270C	2	0.49	7.9	ND		ug/Kg	02/14/22	21:07	MT	463558
Benzo[k]fluoranthene	SW8270C	2	0.45	7.9	ND		ug/Kg	02/14/22	21:07	MT	463558
Benzo[a]pyrene	SW8270C	2	0.57	7.9	ND		ug/Kg	02/14/22	21:07	MT	463558
Indeno[1,2,3-cd]pyrene	SW8270C	2	0.44	7.9	ND		ug/Kg	02/14/22	21:07	MT	463558
Dibenz[a,h]anthracene	SW8270C	2	0.55	7.9	ND		ug/Kg	02/14/22	21:07	MT	463558
Benzo[g,h,i]perylene	SW8270C	2	0.54	7.9	ND		ug/Kg	02/14/22	21:07	MT	463558
			Acceptance Limits								
2-Fluorobiphenyl (S)	SW8270C		45 - 125		**120**		%	02/14/22	21:07	MT	463558
p-Terphenyl-d14 (S)	SW8270C		30 - 125		**100**		%	02/14/22	21:07	MT	463558

NOTE: Sample diluted due to nature of the matrix (dark, viscous extract)

Torrent LABORATORY, INC.

SAMPLE RESULTS

Report prepared for: Peter Sims
Farallon Consulting

Date/Time Received: 02/11/22, 3:34 pm
Date Reported: 02/21/22

Client Sample ID:	IDW-1	**Lab Sample ID:**	2202144-015A
Project Name/Location:	1035 Commercial Court	**Sample Matrix:**	Soil
Project Number:	1071-047		
Date/Time Sampled:	02/11/22 / 14:05		
SDG:			

Prep Method:	3546_TPH	**Prep Batch Date/Time:**	2/14/22 10:55:00AM
Prep Batch ID:	1139158	**Prep Analyst:**	NBAIN

Parameters:	Analysis Method	DF	MDL	PQL	Results	Q	Units	Analyzed	Time	By	Analytical Batch
TPH as Diesel	SW8015B	10	17	40	**765**	x	mg/Kg	02/15/22	18:28	SN	463672
TPH as Motor Oil	SW8015B	10	64	200	**427**		mg/Kg	02/15/22	18:28	SN	463672
			Acceptance Limits								
Pentacosane (S)	SW8015B		45 - 130		**0.000**	D	%	02/15/22	18:28	SN	463672

NOTE: x - Diesel result due to unknown organics within diesel quantified range, possibly weathered diesel

Torrent LABORATORY, INC.

SAMPLE RESULTS

Report prepared for: Peter Sims
Farallon Consulting

Date/Time Received: 02/11/22, 3:34 pm
Date Reported: 02/21/22

Client Sample ID:	IDW-1	**Lab Sample ID:**	2202144-015A
Project Name/Location:	1035 Commercial Court	**Sample Matrix:**	Soil
Project Number:	1071-047		
Date/Time Sampled:	02/11/22 / 14:05		
SDG:			

Prep Method:	5035	**Prep Batch Date/Time:**	2/20/22 11:17:00AM
Prep Batch ID:	1139341	**Prep Analyst:**	CSACH

Parameters:	Analysis Method	DF	MDL	PQL	Results	Q	Units	Analyzed	Time	By	Analytical Batch
Dichlorodifluoromethane	SW8260B	1	1.2	10	ND		ug/Kg	02/20/22	16:18	JZ	463727
Chloromethane	SW8260B	1	1.8	10	ND		ug/Kg	02/20/22	16:18	JZ	463727
Vinyl Chloride	SW8260B	1	2.0	10	ND		ug/Kg	02/20/22	16:18	JZ	463727
Bromomethane	SW8260B	1	2.7	10	ND		ug/Kg	02/20/22	16:18	JZ	463727
Chloroethane	SW8260B	1	3.0	10	ND		ug/Kg	02/20/22	16:18	JZ	463727
Trichlorofluoromethane	SW8260B	1	2.1	10	ND		ug/Kg	02/20/22	16:18	JZ	463727
1,1-Dichloroethene	SW8260B	1	2.0	10	ND		ug/Kg	02/20/22	16:18	JZ	463727
Freon 113	SW8260B	1	1.9	10	**85.5**		ug/Kg	02/20/22	16:18	JZ	463727
Methylene Chloride	SW8260B	1	7.1	10	ND		ug/Kg	02/20/22	16:18	JZ	463727
trans-1,2-Dichloroethene	SW8260B	1	2.1	10	ND		ug/Kg	02/20/22	16:18	JZ	463727
MTBE	SW8260B	1	2.3	10	ND		ug/Kg	02/20/22	16:18	JZ	463727
TBA	SW8260B	1	12	50	ND		ug/Kg	02/20/22	16:18	JZ	463727
Diisopropyl ether	SW8260B	1	2.3	10	ND		ug/Kg	02/20/22	16:18	JZ	463727
1,1-Dichloroethane	SW8260B	1	2.2	10	ND		ug/Kg	02/20/22	16:18	JZ	463727
Ethyl tert-Butyl ether	SW8260B	1	2.3	10	ND		ug/Kg	02/20/22	16:18	JZ	463727
cis-1,2-Dichloroethene	SW8260B	1	2.2	10	ND		ug/Kg	02/20/22	16:18	JZ	463727
2,2-Dichloropropane	SW8260B	1	1.9	10	ND		ug/Kg	02/20/22	16:18	JZ	463727
Bromochloromethane	SW8260B	1	2.3	10	ND		ug/Kg	02/20/22	16:18	JZ	463727
Chloroform	SW8260B	1	2.4	10	ND		ug/Kg	02/20/22	16:18	JZ	463727
Carbon Tetrachloride	SW8260B	1	2.1	10	ND		ug/Kg	02/20/22	16:18	JZ	463727
1,1,1-Trichloroethane	SW8260B	1	2.1	10	ND		ug/Kg	02/20/22	16:18	JZ	463727
1,1-Dichloropropene	SW8260B	1	2.0	10	ND		ug/Kg	02/20/22	16:18	JZ	463727
Benzene	SW8260B	1	2.2	10	ND		ug/Kg	02/20/22	16:18	JZ	463727
TAME	SW8260B	1	2.3	10	ND		ug/Kg	02/20/22	16:18	JZ	463727
1,2-Dichloroethane	SW8260B	1	2.3	10	ND		ug/Kg	02/20/22	16:18	JZ	463727
Trichloroethylene	SW8260B	1	1.8	10	ND		ug/Kg	02/20/22	16:18	JZ	463727
Dibromomethane	SW8260B	1	1.8	10	ND		ug/Kg	02/20/22	16:18	JZ	463727
1,2-Dichloropropane	SW8260B	1	1.9	10	ND		ug/Kg	02/20/22	16:18	JZ	463727
Bromodichloromethane	SW8260B	1	2.0	10	ND		ug/Kg	02/20/22	16:18	JZ	463727
cis-1,3-Dichloropropene	SW8260B	1	1.6	10	ND		ug/Kg	02/20/22	16:18	JZ	463727
Toluene	SW8260B	1	1.8	10	ND		ug/Kg	02/20/22	16:18	JZ	463727
Tetrachloroethene	SW8260B	1	1.7	10	ND		ug/Kg	02/20/22	16:18	JZ	463727
trans-1,3-Dichloropropene	SW8260B	1	1.6	10	ND		ug/Kg	02/20/22	16:18	JZ	463727
1,1,2-Trichloroethane	SW8260B	1	1.8	10	ND		ug/Kg	02/20/22	16:18	JZ	463727
Dibromochloromethane	SW8260B	1	1.9	10	ND		ug/Kg	02/20/22	16:18	JZ	463727
1,3-Dichloropropane	SW8260B	1	1.8	10	ND		ug/Kg	02/20/22	16:18	JZ	463727
1,2-Dibromoethane	SW8260B	1	1.8	10	ND		ug/Kg	02/20/22	16:18	JZ	463727
Chlorobenzene	SW8260B	1	1.8	10	ND		ug/Kg	02/20/22	16:18	JZ	463727
Ethylbenzene	SW8260B	1	1.7	10	ND		ug/Kg	02/20/22	16:18	JZ	463727

Torrent LABORATORY, INC.

SAMPLE RESULTS

Report prepared for: Peter Sims
Farallon Consulting

Date/Time Received: 02/11/22, 3:34 pm
Date Reported: 02/21/22

Client Sample ID:	IDW-1	**Lab Sample ID:**	2202144-015A
Project Name/Location:	1035 Commercial Court	**Sample Matrix:**	Soil
Project Number:	1071-047		
Date/Time Sampled:	02/11/22 / 14:05		
SDG:			

Prep Method:	5035	**Prep Batch Date/Time:**	2/20/22 11:17:00AM
Prep Batch ID:	1139341	**Prep Analyst:**	CSACH

Parameters:	Analysis Method	DF	MDL	PQL	Results	Q	Units	Analyzed	Time	By	Analytical Batch
1,1,1,2-Tetrachloroethane	SW8260B	1	1.9	10	ND		ug/Kg	02/20/22	16:18	JZ	463727
m,p-Xylene	SW8260B	1	3.2	10	ND		ug/Kg	02/20/22	16:18	JZ	463727
o-Xylene	SW8260B	1	1.7	10	ND		ug/Kg	02/20/22	16:18	JZ	463727
Styrene	SW8260B	1	1.6	10	ND		ug/Kg	02/20/22	16:18	JZ	463727
Bromoform	SW8260B	1	1.7	10	ND		ug/Kg	02/20/22	16:18	JZ	463727
Isopropyl Benzene	SW8260B	1	1.6	10	ND		ug/Kg	02/20/22	16:18	JZ	463727
n-Propylbenzene	SW8260B	1	1.6	10	ND		ug/Kg	02/20/22	16:18	JZ	463727
Bromobenzene	SW8260B	1	1.8	10	ND		ug/Kg	02/20/22	16:18	JZ	463727
1,1,2,2-Tetrachloroethane	SW8260B	1	1.9	10	**18.6**		ug/Kg	02/20/22	16:18	JZ	463727
2-Chlorotoluene	SW8260B	1	1.8	10	ND		ug/Kg	02/20/22	16:18	JZ	463727
1,3,5-Trimethylbenzene	SW8260B	1	1.6	10	ND		ug/Kg	02/20/22	16:18	JZ	463727
1,2,3-Trichloropropane	SW8260B	1	1.9	10	ND		ug/Kg	02/20/22	16:18	JZ	463727
4-Chlorotoluene	SW8260B	1	1.6	10	ND		ug/Kg	02/20/22	16:18	JZ	463727
tert-Butylbenzene	SW8260B	1	1.6	10	ND		ug/Kg	02/20/22	16:18	JZ	463727
1,2,4-Trimethylbenzene	SW8260B	1	1.4	10	ND		ug/Kg	02/20/22	16:18	JZ	463727
sec-Butyl Benzene	SW8260B	1	1.6	10	ND		ug/Kg	02/20/22	16:18	JZ	463727
p-Isopropyltoluene	SW8260B	1	1.5	10	ND		ug/Kg	02/20/22	16:18	JZ	463727
1,3-Dichlorobenzene	SW8260B	1	1.7	10	ND		ug/Kg	02/20/22	16:18	JZ	463727
1,4-Dichlorobenzene	SW8260B	1	1.7	10	ND		ug/Kg	02/20/22	16:18	JZ	463727
n-Butylbenzene	SW8260B	1	1.5	10	ND		ug/Kg	02/20/22	16:18	JZ	463727
1,2-Dichlorobenzene	SW8260B	1	1.8	10	ND		ug/Kg	02/20/22	16:18	JZ	463727
1,2-Dibromo-3-Chloropropane	SW8260B	1	1.8	10	ND		ug/Kg	02/20/22	16:18	JZ	463727
Hexachlorobutadiene	SW8260B	1	1.4	10	ND		ug/Kg	02/20/22	16:18	JZ	463727
1,2,4-Trichlorobenzene	SW8260B	1	1.5	10	ND		ug/Kg	02/20/22	16:18	JZ	463727
Naphthalene	SW8260B	1	1.7	10	ND		ug/Kg	02/20/22	16:18	JZ	463727
1,2,3-Trichlorobenzene	SW8260B	1	1.7	10	ND		ug/Kg	02/20/22	16:18	JZ	463727
2-Butanone	SW8260B	1	2.3	10.0	ND		ug/Kg	02/20/22	16:18	JZ	463727
(S) Dibromofluoromethane	SW8260B		59.8 - 148		**79.7**		%	02/20/22	16:18	JZ	463727
(S) Toluene-d8	SW8260B		55.2 - 133		**102**		%	02/20/22	16:18	JZ	463727
(S) 4-Bromofluorobenzene	SW8260B		55.8 - 141		**99.1**		%	02/20/22	16:18	JZ	463727

Torrent LABORATORY, INC.

SAMPLE RESULTS

Report prepared for: Peter Sims
Farallon Consulting

Date/Time Received: 02/11/22, 3:34 pm
Date Reported: 02/21/22

Client Sample ID:	IDW-1	**Lab Sample ID:**	2202144-015A
Project Name/Location:	1035 Commercial Court	**Sample Matrix:**	Soil
Project Number:	1071-047		
Date/Time Sampled:	02/11/22 / 14:05		
SDG:			

Prep Method:	5035GRO	**Prep Batch Date/Time:**	2/20/22	11:17:00AM
Prep Batch ID:	1139343	**Prep Analyst:**	CSACH	

Parameters:	Analysis Method	DF	MDL	PQL	Results	Q	Units	Analyzed	Time	By	Analytical Batch
TPH as Gasoline	8260TPH	1	43	100	**875**	x	ug/Kg	02/20/22	16:18	JZ	463727
(S) 4-Bromofluorobenzene	8260TPH		43.9 - 127		**88.6**		%	02/20/22	16:18	JZ	463727

NOTE: x-TPH value due to a significant amount of heavier hydrocarbons within range of C5-C12 quantified as Gasoline.

Torrent LABORATORY, INC.

MB Summary Report

Work Order:	2202144	**Prep Method:**	3546_TPH	**Prep Date:**	02/14/22	**Prep Batch:**	1139158
Matrix:	Soil	**Analytical Method:**	SW8015B	**Analyzed Date:**	2/14/2022	**Analytical Batch:**	463672
Units:	mg/Kg						

Parameters	MDL	PQL	Method Blank Conc.	Lab Qualifier
TPH as Diesel	0.85	2.0	ND	
TPH as Motor Oil	3.2	10	3.31	
Pentacosane (S)			76.0	

Work Order:	2202144	**Prep Method:**	3546_PAHSIM	**Prep Date:**	02/14/22	**Prep Batch:**	1139161
Matrix:	Soil	**Analytical Method:**	SW8270C	**Analyzed Date:**	2/14/2022	**Analytical Batch:**	463558
Units:	ug/Kg						

Parameters	MDL	PQL	Method Blank Conc.	Lab Qualifier
Naphthalene	0.51	1.8	ND	
2-Methylnaphthalene	0.22	1.8	ND	
1-Methylnaphthalene	0.18	1.8	ND	
Acenaphthelene	0.19	1.8	ND	
Acenaphthene	0.16	1.8	ND	
Fluorene	0.27	1.8	ND	
Phenanthrene	0.59	1.8	ND	
Anthracene	0.53	1.8	ND	
Fluoranthene	0.53	1.8	ND	
Pyrene	0.55	1.8	ND	
Benz[a]anthracene	0.46	1.8	0.624	
Chrysene	0.49	1.8	ND	
Benzo[b]fluoranthene	0.24	1.8	ND	
Benzo[k]fluoranthene	0.23	1.8	ND	
Benzo[a]pyrene	0.28	1.8	ND	
Indeno[1,2,3-cd]pyrene	0.22	1.8	ND	
Dibenz[a,h]anthracene	0.27	1.8	ND	
Benzo[g,h,i]perylene	0.27	1.8	ND	
2-Fluorobiphenyl (S)			82.0	
p-Terphenyl-d14 (S)			91.6	

Work Order:	2202144	**Prep Method:**	7471BP	**Prep Date:**	02/17/22	**Prep Batch:**	1139276
Matrix:	Soil	**Analytical Method:**	SW7471B	**Analyzed Date:**	2/18/2022	**Analytical Batch:**	463691
Units:	mg/Kg						

Parameters	MDL	PQL	Method Blank Conc.	Lab Qualifier
Mercury	0.083	0.50	ND	

Torrent LABORATORY, INC.

MB Summary Report

Work Order:	2202144	**Prep Method:**	3050B	**Prep Date:**	02/17/22	**Prep Batch:**	1139277
Matrix:	Soil	**Analytical Method:**	SW6010B	**Analyzed Date:**	2/17/2022	**Analytical Batch:**	463673
Units:	mg/Kg						

Parameters	MDL	PQL	Method Blank Conc.	Lab Qualifier
Antimony	0.050	5.00	ND	
Arsenic	0.15	1.30	ND	
Barium	0.055	5.00	ND	
Beryllium	0.055	5.00	ND	
Cadmium	0.10	5.00	ND	
Chromium	0.075	5.00	0.14	
Cobalt	0.070	5.00	ND	
Copper	0.20	5.00	ND	
Lead	0.10	3.00	ND	
Molybdenum	0.050	5.00	ND	
Nickel	0.50	5.00	ND	
Selenium	0.22	5.00	1.2	
Silver	0.15	1.00	ND	
Thallium	0.55	5.00	ND	
Vanadium	0.10	5.00	ND	
Zinc	0.30	5.00	ND	

Torrent LABORATORY, INC.

MB Summary Report

Work Order:	2202144	**Prep Method:**	5035	**Prep Date:**	02/18/22	**Prep Batch:**	1139333
Matrix:	Soil	**Analytical Method:**	SW8260B	**Analyzed Date:**	2/18/2022	**Analytical Batch:**	463711
Units:	ug/Kg						

Parameters	MDL	PQL	Method Blank Conc.	Lab Qualifier
Dichlorodifluoromethane	1.2	10	ND	
Chloromethane	1.8	10	ND	
Vinyl Chloride	2.0	10	ND	
Bromomethane	2.7	10	ND	
Chloroethane	3.0	10	ND	
Trichlorofluoromethane	2.1	10	ND	
1,1-Dichloroethene	2.0	10	ND	
Freon 113	1.9	10	ND	
Methylene Chloride	7.1	10	ND	
trans-1,2-Dichloroethene	2.1	10	ND	
MTBE	2.3	10	ND	
TBA	12	50	ND	
Diisopropyl ether	2.3	10	ND	
1,1-Dichloroethane	2.2	10	ND	
Ethyl tert-Butyl ether	2.3	10	ND	
cis-1,2-Dichloroethene	2.2	10	ND	
2,2-Dichloropropane	1.9	10	ND	
Bromochloromethane	2.3	10	ND	
Chloroform	2.4	10	ND	
Carbon Tetrachloride	2.1	10	ND	
1,1,1-Trichloroethane	2.1	10	ND	
1,1-Dichloropropene	2.0	10	ND	
Benzene	2.2	10	ND	
TAME	2.3	10	ND	
1,2-Dichloroethane	2.3	10	ND	
Trichloroethylene	1.8	10	ND	
Dibromomethane	1.8	10	ND	
1,2-Dichloropropane	1.9	10	ND	
Bromodichloromethane	2.0	10	ND	
cis-1,3-Dichloropropene	1.6	10	ND	
Toluene	1.8	10	ND	
Tetrachloroethene	1.7	10	ND	
trans-1,3-Dichloropropene	1.6	10	ND	
1,1,2-Trichloroethane	1.8	10	ND	
Dibromochloromethane	1.9	10	ND	
1,3-Dichloropropane	1.8	10	ND	
1,2-Dibromoethane	1.8	10	ND	
Chlorobenzene	1.8	10	ND	
Ethylbenzene	1.7	10	ND	
1,1,1,2-Tetrachloroethane	1.9	10	ND	
m,p-Xylene	3.2	10	ND	
o-Xylene	1.7	10	2.2	
Styrene	1.6	10	2.6	
Bromoform	1.7	10	ND	
Isopropyl Benzene	1.6	10	2.3	

Torrent LABORATORY, INC.

MB Summary Report

Work Order:	2202144	**Prep Method:**	5035	**Prep Date:**	02/18/22	**Prep Batch:**	1139333
Matrix:	Soil	**Analytical Method:**	SW8260B	**Analyzed Date:**	2/18/2022	**Analytical Batch:**	463711
Units:	ug/Kg						

Parameters	MDL	PQL	Method Blank Conc.	Lab Qualifier
n-Propylbenzene	1.6	10	ND	
Bromobenzene	1.8	10	ND	
1,1,2,2-Tetrachloroethane	1.9	10	ND	
2-Chlorotoluene	1.8	10	ND	
1,3,5-Trimethylbenzene	1.6	10	2.6	
1,2,3-Trichloropropane	1.9	10	ND	
4-Chlorotoluene	1.6	10	ND	
tert-Butylbenzene	1.6	10	2.7	
1,2,4-Trimethylbenzene	1.4	10	2.4	
sec-Butyl Benzene	1.6	10	ND	
p-Isopropyltoluene	1.5	10	2.8	
1,3-Dichlorobenzene	1.7	10	ND	
1,4-Dichlorobenzene	1.7	10	ND	
n-Butylbenzene	1.5	10	3.4	
1,2-Dichlorobenzene	1.8	10	ND	
1,2-Dibromo-3-Chloropropane	1.8	10	ND	
Hexachlorobutadiene	1.4	10	5.6	
1,2,4-Trichlorobenzene	1.5	10	1.8	
Naphthalene	1.7	10	4.1	
1,2,3-Trichlorobenzene	1.7	10	2.0	
2-Butanone	2.3	10	3.2	
MIBK	2.0	50	2.7	
Hexachloroethane	5.0	10	ND	
1,4-Dioxane	100	200	ND	
2-Hexanone	5.0	20	ND	
Acetone	8.2	20	ND	
(S) Dibromofluoromethane			102	
(S) Toluene-d8			97.2	
(S) 4-Bromofluorobenzene			115	

Torrent LABORATORY, INC.

MB Summary Report

Work Order:	2202144	**Prep Method:**	5035	**Prep Date:**	02/18/22	**Prep Batch:**	1139333
Matrix:	Soil	**Analytical Method:**	SW8260B	**Analyzed Date:**	2/18/2022	**Analytical Batch:**	463711
Units:	ug/Kg						

Parameters	MDL	PQL	Method Blank Conc.	Lab Qualifier
Dichlorodifluoromethane	120	1000	ND	
Chloromethane	180	1000	ND	
Vinyl Chloride	200	1000	ND	
Bromomethane	270	1000	ND	
Chloroethane	300	1000	ND	
Trichlorofluoromethane	210	1000	ND	
1,1-Dichloroethene	200	1000	ND	
Freon 113	190	1000	ND	
Methylene Chloride	710	1000	ND	
trans-1,2-Dichloroethene	210	1000	ND	
MTBE	230	1000	ND	
TBA	1200	5000	ND	
Diisopropyl ether	230	1000	ND	
1,1-Dichloroethane	220	1000	ND	
Ethyl tert-Butyl ether	230	1000	ND	
cis-1,2-Dichloroethene	220	1000	ND	
2,2-Dichloropropane	190	1000	ND	
Bromochloromethane	230	1000	ND	
Chloroform	240	1000	ND	
Carbon Tetrachloride	210	1000	ND	
1,1,1-Trichloroethane	210	1000	ND	
1,1-Dichloropropene	200	1000	ND	
Benzene	220	1000	ND	
TAME	230	1000	ND	
1,2-Dichloroethane	230	1000	ND	
Trichloroethylene	180	1000	ND	
Dibromomethane	180	1000	ND	
1,2-Dichloropropane	190	1000	ND	
Bromodichloromethane	200	1000	ND	
cis-1,3-Dichloropropene	160	1000	ND	
Toluene	180	1000	ND	
Tetrachloroethene	170	1000	ND	
trans-1,3-Dichloropropene	160	1000	ND	
1,1,2-Trichloroethane	180	1000	ND	
Dibromochloromethane	190	1000	ND	
1,3-Dichloropropane	180	1000	ND	
1,2-Dibromoethane	180	1000	ND	
Chlorobenzene	180	1000	ND	
Ethylbenzene	170	1000	ND	
1,1,1,2-Tetrachloroethane	190	1000	ND	
m,p-Xylene	320	1000	ND	
o-Xylene	170	1000	230	
Styrene	160	1000	260	
Bromoform	170	1000	ND	
Isopropyl Benzene	160	1000	230	

Torrent LABORATORY, INC.

MB Summary Report

Work Order:	2202144	**Prep Method:**	5035	**Prep Date:**	02/18/22	**Prep Batch:**	1139333
Matrix:	Soil	**Analytical Method:**	SW8260B	**Analyzed Date:**	2/18/2022	**Analytical Batch:**	463711
Units:	ug/Kg						

Parameters	MDL	PQL	Method Blank Conc.	Lab Qualifier
n-Propylbenzene	160	1000	ND	
Bromobenzene	180	1000	ND	
1,1,2,2-Tetrachloroethane	190	1000	ND	
2-Chlorotoluene	180	1000	ND	
1,3,5-Trimethylbenzene	160	1000	260	
1,2,3-Trichloropropane	190	1000	ND	
4-Chlorotoluene	160	1000	ND	
tert-Butylbenzene	160	1000	260	
1,2,4-Trimethylbenzene	140	1000	240	
sec-Butyl Benzene	160	1000	ND	
p-Isopropyltoluene	150	1000	280	
1,3-Dichlorobenzene	170	1000	ND	
1,4-Dichlorobenzene	170	1000	ND	
n-Butylbenzene	150	1000	320	
1,2-Dichlorobenzene	180	1000	ND	
1,2-Dibromo-3-Chloropropane	180	1000	ND	
Hexachlorobutadiene	140	1000	550	
1,2,4-Trichlorobenzene	150	1000	180	
Naphthalene	170	1000	420	
1,2,3-Trichlorobenzene	170	1000	180	
2-Butanone	230	1000	340	
MIBK	200	5000	280	
Hexachloroethane	500	1000	ND	
1,4-Dioxane	10000	20000	ND	
2-Hexanone	500	2000	ND	
Acetone	820	2000	ND	
(S) Dibromofluoromethane			98.5	
(S) Toluene-d8			98.1	
(S) 4-Bromofluorobenzene			118	

Work Order:	2202144	**Prep Method:**	5035GRO	**Prep Date:**	02/18/22	**Prep Batch:**	1139334
Matrix:	Soil	**Analytical Method:**	SW8260B	**Analyzed Date:**	2/18/2022	**Analytical Batch:**	463711
Units:	ug/Kg						

Parameters	MDL	PQL	Method Blank Conc.	Lab Qualifier
TPH as Gasoline	43	100	ND	
(S) 4-Bromofluorobenzene			82.3	

Torrent LABORATORY, INC.

MB Summary Report

Work Order:	2202144	**Prep Method:**	5035GRO	**Prep Date:**	02/18/22	**Prep Batch:**	1139334
Matrix:	Soil	**Analytical Method:**	SW8260B	**Analyzed Date:**	2/18/2022	**Analytical Batch:**	463711
Units:	ug/Kg						

Parameters	MDL	PQL	Method Blank Conc.	Lab Qualifier
TPH as Gasoline	4300	10000	ND	
(S) 4-Bromofluorobenzene			89.1	

Torrent LABORATORY, INC.

MB Summary Report

Work Order:	2202144	**Prep Method:**	5035	**Prep Date:**	02/20/22	**Prep Batch:**	1139341
Matrix:	Soil	**Analytical Method:**	SW8260B	**Analyzed Date:**	2/20/2022	**Analytical Batch:**	463727
Units:	ug/Kg						

Parameters	MDL	PQL	Method Blank Conc.	Lab Qualifier
Dichlorodifluoromethane	1.2	10	ND	
Chloromethane	1.8	10	ND	
Vinyl Chloride	2.0	10	ND	
Bromomethane	2.7	10	ND	
Chloroethane	3.0	10	ND	
Trichlorofluoromethane	2.1	10	3.2	
1,1-Dichloroethene	2.0	10	ND	
Freon 113	1.9	10	ND	
Methylene Chloride	7.1	10	ND	
trans-1,2-Dichloroethene	2.1	10	ND	
MTBE	2.3	10	ND	
TBA	12	50	ND	
Diisopropyl ether	2.3	10	ND	
1,1-Dichloroethane	2.2	10	ND	
Ethyl tert-Butyl ether	2.3	10	ND	
cis-1,2-Dichloroethene	2.2	10	ND	
2,2-Dichloropropane	1.9	10	ND	
Bromochloromethane	2.3	10	ND	
Chloroform	2.4	10	ND	
Carbon Tetrachloride	2.1	10	ND	
1,1,1-Trichloroethane	2.1	10	ND	
1,1-Dichloropropene	2.0	10	ND	
Benzene	2.2	10	ND	
TAME	2.3	10	ND	
1,2-Dichloroethane	2.3	10	ND	
Trichloroethylene	1.8	10	ND	
Dibromomethane	1.8	10	ND	
1,2-Dichloropropane	1.9	10	ND	
Bromodichloromethane	2.0	10	ND	
cis-1,3-Dichloropropene	1.6	10	ND	
Toluene	1.8	10	ND	
Tetrachloroethene	1.7	10	ND	
trans-1,3-Dichloropropene	1.6	10	ND	
1,1,2-Trichloroethane	1.8	10	ND	
Dibromochloromethane	1.9	10	5.4	
1,3-Dichloropropane	1.8	10	ND	
1,2-Dibromoethane	1.8	10	ND	
Chlorobenzene	1.8	10	ND	
Ethylbenzene	1.7	10	ND	
1,1,1,2-Tetrachloroethane	1.9	10	ND	
m,p-Xylene	3.2	10	ND	
o-Xylene	1.7	10	ND	
Styrene	1.6	10	ND	
Bromoform	1.7	10	5.1	
Isopropyl Benzene	1.6	10	ND	

Torrent LABORATORY, INC.

MB Summary Report

Work Order:	2202144	**Prep Method:**	5035	**Prep Date:**	02/20/22	**Prep Batch:**	1139341
Matrix:	Soil	**Analytical Method:**	SW8260B	**Analyzed Date:**	2/20/2022	**Analytical Batch:**	463727
Units:	ug/Kg						

Parameters	MDL	PQL	Method Blank Conc.	Lab Qualifier
n-Propylbenzene	1.6	10	ND	
Bromobenzene	1.8	10	ND	
1,1,2,2-Tetrachloroethane	1.9	10	6.1	
2-Chlorotoluene	1.8	10	ND	
1,3,5-Trimethylbenzene	1.6	10	ND	
1,2,3-Trichloropropane	1.9	10	ND	
4-Chlorotoluene	1.6	10	ND	
tert-Butylbenzene	1.6	10	ND	
1,2,4-Trimethylbenzene	1.4	10	ND	
sec-Butyl Benzene	1.6	10	ND	
p-Isopropyltoluene	1.5	10	ND	
1,3-Dichlorobenzene	1.7	10	ND	
1,4-Dichlorobenzene	1.7	10	ND	
n-Butylbenzene	1.5	10	ND	
1,2-Dichlorobenzene	1.8	10	ND	
1,2-Dibromo-3-Chloropropane	1.8	10	ND	
Hexachlorobutadiene	1.4	10	1.4	
1,2,4-Trichlorobenzene	1.5	10	1.6	
Naphthalene	1.7	10	2.1	
1,2,3-Trichlorobenzene	1.7	10	2.0	
2-Butanone	2.3	10	ND	
(S) Dibromofluoromethane			83.8	
(S) Toluene-d8			96.8	
(S) 4-Bromofluorobenzene			93.7	

Torrent LABORATORY, INC.

MB Summary Report

Work Order:	2202144	**Prep Method:**	5035	**Prep Date:**	02/20/22	**Prep Batch:**	1139341
Matrix:	Soil	**Analytical Method:**	SW8260B	**Analyzed Date:**	2/20/2022	**Analytical Batch:**	463727
Units:	ug/Kg						

Parameters	MDL	PQL	Method Blank Conc.	Lab Qualifier
Dichlorodifluoromethane	120	1000	ND	
Chloromethane	180	1000	ND	
Vinyl Chloride	200	1000	ND	
Bromomethane	270	1000	ND	
Chloroethane	300	1000	ND	
Trichlorofluoromethane	210	1000	320	
1,1-Dichloroethene	200	1000	ND	
Freon 113	190	1000	ND	
Methylene Chloride	710	1000	ND	
trans-1,2-Dichloroethene	210	1000	ND	
MTBE	230	1000	ND	
TBA	1200	5000	ND	
Diisopropyl ether	230	1000	ND	
1,1-Dichloroethane	220	1000	ND	
Ethyl tert-Butyl ether	230	1000	ND	
cis-1,2-Dichloroethene	220	1000	ND	
2,2-Dichloropropane	190	1000	ND	
Bromochloromethane	230	1000	ND	
Chloroform	240	1000	ND	
Carbon Tetrachloride	210	1000	ND	
1,1,1-Trichloroethane	210	1000	ND	
1,1-Dichloropropene	200	1000	ND	
Benzene	220	1000	ND	
TAME	230	1000	ND	
1,2-Dichloroethane	230	1000	ND	
Trichloroethylene	180	1000	ND	
Dibromomethane	180	1000	ND	
1,2-Dichloropropane	190	1000	ND	
Bromodichloromethane	200	1000	ND	
cis-1,3-Dichloropropene	160	1000	ND	
Toluene	180	1000	ND	
Tetrachloroethene	170	1000	ND	
trans-1,3-Dichloropropene	160	1000	ND	
1,1,2-Trichloroethane	180	1000	ND	
Dibromochloromethane	190	1000	540	
1,3-Dichloropropane	180	1000	ND	
1,2-Dibromoethane	180	1000	ND	
Chlorobenzene	180	1000	ND	
Ethylbenzene	170	1000	ND	
1,1,1,2-Tetrachloroethane	190	1000	ND	
m,p-Xylene	320	1000	ND	
o-Xylene	170	1000	ND	
Styrene	160	1000	ND	
Bromoform	170	1000	500	
Isopropyl Benzene	160	1000	ND	

Torrent LABORATORY, INC.

MB Summary Report

Work Order:	2202144	**Prep Method:**	5035	**Prep Date:**	02/20/22	**Prep Batch:**	1139341
Matrix:	Soil	**Analytical Method:**	SW8260B	**Analyzed Date:**	2/20/2022	**Analytical Batch:**	463727
Units:	ug/Kg						

Parameters	MDL	PQL	Method Blank Conc.	Lab Qualifier
n-Propylbenzene	160	1000	ND	
Bromobenzene	180	1000	ND	
1,1,2,2-Tetrachloroethane	190	1000	590	
2-Chlorotoluene	180	1000	ND	
1,3,5-Trimethylbenzene	160	1000	ND	
1,2,3-Trichloropropane	190	1000	ND	
4-Chlorotoluene	160	1000	ND	
tert-Butylbenzene	160	1000	ND	
1,2,4-Trimethylbenzene	140	1000	ND	
sec-Butyl Benzene	160	1000	ND	
p-Isopropyltoluene	150	1000	ND	
1,3-Dichlorobenzene	170	1000	ND	
1,4-Dichlorobenzene	170	1000	ND	
n-Butylbenzene	150	1000	ND	
1,2-Dichlorobenzene	180	1000	ND	
1,2-Dibromo-3-Chloropropane	180	1000	ND	
Hexachlorobutadiene	140	1000	ND	
1,2,4-Trichlorobenzene	150	1000	ND	
Naphthalene	170	1000	ND	
1,2,3-Trichlorobenzene	170	1000	ND	
2-Butanone	230	1000	ND	
(S) Dibromofluoromethane			85.0	
(S) Toluene-d8			98.9	
(S) 4-Bromofluorobenzene			94.9	

Work Order:	2202144	**Prep Method:**	5035GRO	**Prep Date:**	02/20/22	**Prep Batch:**	1139343
Matrix:	Soil	**Analytical Method:**	SW8260B	**Analyzed Date:**	2/20/2022	**Analytical Batch:**	463727
Units:	ug/Kg						

Parameters	MDL	PQL	Method Blank Conc.	Lab Qualifier
TPH as Gasoline	43	100	ND	
(S) 4-Bromofluorobenzene			80.0	

Work Order:	2202144	**Prep Method:**	5035GRO	**Prep Date:**	02/20/22	**Prep Batch:**	1139343
Matrix:	Soil	**Analytical Method:**	SW8260B	**Analyzed Date:**	2/20/2022	**Analytical Batch:**	463727
Units:	ug/Kg						

Parameters	MDL	PQL	Method Blank Conc.	Lab Qualifier
TPH as Gasoline	4300	10000	ND	
(S) 4-Bromofluorobenzene			78.5	

Torrent LABORATORY, INC.

LCS/LCSD Summary Report

Raw values are used in quality control assessment.

Work Order:	2202144	**Prep Method:**	3546_TPH	**Prep Date:**	02/14/22	**Prep Batch:**	1139158
Matrix:	Soil	**Analytical Method:**	SW8015B	**Analyzed Date:**	2/14/2022	**Analytical Batch:**	463672
Units:	mg/Kg						

Parameters	MDL	PQL	Method Blank Conc.	Spike Conc.	LCS % Recovery	LCSD % Recovery	LCS/LCSD % RPD	% Recovery Limits	% RPD Limits	Lab Qualifier
TPH as Diesel	0.85	2.0		25.0	65.1	77.3	16.9	52 - 115	30	
Pentacosane (S)				200	70.8	78.3		45 - 130		

Work Order:	2202144	**Prep Method:**	3546_PAHSIM	**Prep Date:**	02/14/22	**Prep Batch:**	1139161
Matrix:	Soil	**Analytical Method:**	SW8270C	**Analyzed Date:**	2/14/2022	**Analytical Batch:**	463558
Units:	ug/Kg						

Parameters	MDL	PQL	Method Blank Conc.	Spike Conc.	LCS % Recovery	LCSD % Recovery	LCS/LCSD % RPD	% Recovery Limits	% RPD Limits	Lab Qualifier
Acenaphthene	0.16	4.0	ND	200.0	73.6	74.3	1.35	45 - 125	30	
Pyrene	0.55	4.0	ND	200.0	76.7	73.6	4.00	45 - 125	30	
2-Fluorobiphenyl (S)				2778	83.0	84.4		45 - 125		
Acenaphthelene			ND	2778				30 - 125		

Work Order:	2202144	**Prep Method:**	7471BP	**Prep Date:**	02/17/22	**Prep Batch:**	1139276
Matrix:	Soil	**Analytical Method:**	SW7471B	**Analyzed Date:**	2/18/2022	**Analytical Batch:**	463691
Units:	mg/Kg						

Parameters	MDL	PQL	Method Blank Conc.	Spike Conc.	LCS % Recovery	LCSD % Recovery	LCS/LCSD % RPD	% Recovery Limits	% RPD Limits	Lab Qualifier
Mercury	0.047	0.50	ND	1.25	95.4	96.3	0.837	80 - 120	30	

Torrent LABORATORY, INC.

LCS/LCSD Summary Report

Raw values are used in quality control assessment.

Work Order:	2202144	**Prep Method:**	3050B	**Prep Date:**	02/17/22	**Prep Batch:**	1139277
Matrix:	Soil	**Analytical Method:**	SW6010B	**Analyzed Date:**	2/17/2022	**Analytical Batch:**	463673
Units:	mg/Kg						

Parameters	MDL	PQL	Method Blank Conc.	Spike Conc.	LCS % Recovery	LCSD % Recovery	LCS/LCSD % RPD	% Recovery Limits	% RPD Limits	Lab Qualifier
Antimony	0.050	5.00	ND	50	90.3	89.9	0.443	80 - 120	30	
Arsenic	0.15	1.30	ND	50	93.7	93.4	0.427	80 - 120	30	
Barium	0.055	5.00	ND	50	99.2	98.8	0.404	80 - 120	30	
Beryllium	0.055	5.00	ND	50	98.0	97.8	0.204	80 - 120	30	
Cadmium	0.10	5.00	ND	50	96.3	96.2	0.208	80 - 120	30	
Chromium	0.075	5.00	0.14	50	98.4	98.4	0.000	80 - 120	30	
Cobalt	0.070	5.00	ND	50	98.2	98.1	0.000	80 - 120	30	
Copper	0.20	5.00	ND	50	99.4	99.2	0.201	80 - 120	30	
Lead	0.10	3.00	ND	50	97.3	96.7	0.618	80 - 120	30	
Molybdenum	0.050	5.00	ND	50	100	100	0.000	80 - 120	30	
Nickel	0.50	5.00	ND	50	98.0	97.8	0.204	80 - 120	30	
Selenium	0.22	5.00	1.2	50	86.4	86.7	0.462	80 - 120	30	
Silver	0.15	5.00	ND	50	101	100	0.995	80 - 120	30	
Thallium	0.20	5.00	ND	50	97.1	97.1	0.000	80 - 120	30	
Vanadium	0.10	5.00	ND	50	98.6	98.4	0.203	80 - 120	30	
Zinc	0.30	5.00	ND	50	95.5	95.1	0.419	80 - 120	30	

Work Order:	2202144	**Prep Method:**	5035	**Prep Date:**	02/18/22	**Prep Batch:**	1139333
Matrix:	Soil	**Analytical Method:**	SW8260B	**Analyzed Date:**	2/18/2022	**Analytical Batch:**	463711
Units:	ug/Kg						

Parameters	MDL	PQL	Method Blank Conc.	Spike Conc.	LCS % Recovery	LCSD % Recovery	LCS/LCSD % RPD	% Recovery Limits	% RPD Limits	Lab Qualifier
1,1-Dichloroethene	2.0	10	ND	50.0	104	107	2.27	53.7 - 139	30	
Benzene	2.2	10	ND	50.0	100	103	2.95	66.5 - 135	30	
Trichloroethylene	1.8	10	ND	50.0	93.9	93.6	0.213	57.5 - 150	30	
Toluene	1.8	10	ND	50.0	100	99.4	0.602	56.8 - 134	30	
Chlorobenzene	1.8	10	ND	50.0	95.3	94.9	0.420	57.4 - 134	30	
(S) Dibromofluoromethane				50.0	93.9	96.6		59.8 - 148		
(S) Toluene-d8				50.0	99.3	99.8		55.2 - 133		
(S) 4-Bromofluorobenzene				50.0	122	126		55.8 - 141		

Work Order:	2202144	**Prep Method:**	5035GRO	**Prep Date:**	02/18/22	**Prep Batch:**	1139334
Matrix:	Soil	**Analytical Method:**	SW8260B	**Analyzed Date:**	2/19/2022	**Analytical Batch:**	463711
Units:	ug/Kg						

Parameters	MDL	PQL	Method Blank Conc.	Spike Conc.	LCS % Recovery	LCSD % Recovery	LCS/LCSD % RPD	% Recovery Limits	% RPD Limits	Lab Qualifier
TPH as Gasoline	43	100	ND	1000	87.8	88.7		48.2 - 132	30	
(S) 4-Bromofluorobenzene				50	105	102		43.9 - 127		

Torrent LABORATORY, INC.

LCS/LCSD Summary Report

Raw values are used in quality control assessment.

Work Order:	2202144	**Prep Method:**	5035	**Prep Date:**	02/20/22	**Prep Batch:**	1139341
Matrix:	Soil	**Analytical Method:**	SW8260B	**Analyzed Date:**	2/20/2022	**Analytical Batch:**	463727
Units:	ug/Kg						

Parameters	MDL	PQL	Method Blank Conc.	Spike Conc.	LCS % Recovery	LCSD % Recovery	LCS/LCSD % RPD	% Recovery Limits	% RPD Limits	Lab Qualifier
1,1-Dichloroethene	2.0	10	ND	50.0	98.8	87.8	11.8	53.7 - 139	30	
Benzene	2.2	10	ND	50.0	104	94.8	8.87	66.5 - 135	30	
Trichloroethylene	1.8	10	ND	50.0	107	95.4	11.5	57.5 - 150	30	
Toluene	1.8	10	ND	50.0	113	97.9	14.4	56.8 - 134	30	
Chlorobenzene	1.8	10	ND	50.0	110	94.3	15.1	57.4 - 134	30	
(S) Dibromofluoromethane				50.0	94.0	90.5		59.8 - 148		
(S) Toluene-d8				50.0	121	105		55.2 - 133		
(S) 4-Bromofluorobenzene				50.0	108	95.8		55.8 - 141		

Work Order:	2202144	**Prep Method:**	5035GRO	**Prep Date:**	02/20/22	**Prep Batch:**	1139343
Matrix:	Soil	**Analytical Method:**	SW8260B	**Analyzed Date:**	2/21/2022	**Analytical Batch:**	463727
Units:	ug/Kg						

Parameters	MDL	PQL	Method Blank Conc.	Spike Conc.	LCS % Recovery	LCSD % Recovery	LCS/LCSD % RPD	% Recovery Limits	% RPD Limits	Lab Qualifier
TPH as Gasoline	43	100	ND	1000	83.5	117		48.2 - 132	30	
(S) 4-Bromofluorobenzene				50	90.7	140		43.9 - 127		,S

Torrent LABORATORY, INC.

MS/MSD Summary Report

Raw values are used in quality control assessment.

Work Order:	2202144	**Prep Method:**	3546_TPH	**Prep Date:**	02/14/22	**Prep Batch:**	1139158
Matrix:	**Soil**	**Analytical Method:**	SW8015B	**Analyzed Date:**	2/15/2022	**Analytical Batch:**	463672
Spiked Sample:	2202144-011A						
Units:	mg/Kg						

Parameters	MDL	PQL	Sample Conc.	Spike Conc.	MS % Recovery	MSD % Recovery	MS/MSD % RPD	% Recovery Limits	% RPD Limits	Lab Qualifier
TPH as Diesel	6.80	16.0	24.1	25.0	884	897	1.22	52 - 115	30	S,x
Pentacosane (S)				50.0	75.3	79.4		45 - 130		

Work Order:	2202144	**Prep Method:**	3546_PAHSIM	**Prep Date:**	02/14/22	**Prep Batch:**	1139161
Matrix:	**Soil**	**Analytical Method:**	SW8270C	**Analyzed Date:**	2/14/2022	**Analytical Batch:**	463558
Spiked Sample:	2202144-011A						
Units:	ug/Kg						

Parameters	MDL	PQL	Sample Conc.	Spike Conc.	MS % Recovery	MSD % Recovery	MS/MSD % RPD	% Recovery Limits	% RPD Limits	Lab Qualifier
Acenaphthene	3.24	79.2	ND	200.0	0.000	0.000	0.000	45 - 125	30	D
Pyrene	11.0	79.2	ND	200.0	0.000	0.000	0.487	45 - 125	30	D
2-Fluorobiphenyl (S)				2778	0.000	0.000		45 - 125		D
p-Terphenyl-d14 (S)				2778	0.000	0.000		30 - 125		D

Work Order:	2202144	**Prep Method:**	7471BP	**Prep Date:**	02/17/22	**Prep Batch:**	1139276
Matrix:	**Soil**	**Analytical Method:**	SW7471B	**Analyzed Date:**	2/18/2022	**Analytical Batch:**	463691
Spiked Sample:	2202144-011A						
Units:	mg/Kg						

Parameters	MDL	PQL	Sample Conc.	Spike Conc.	MS % Recovery	MSD % Recovery	MS/MSD % RPD	% Recovery Limits	% RPD Limits	Lab Qualifier
Mercury	0.047	0.50	ND	1.25	88.5	87.3	0.837	75 - 125	30	

Torrent LABORATORY, INC.

MS/MSD Summary Report

Raw values are used in quality control assessment.

Work Order:	2202144	**Prep Method:**	3050B	**Prep Date:**	02/17/22	**Prep Batch:**	1139277
Matrix:	**Soil**	**Analytical Method:**	SW6010B	**Analyzed Date:**	2/17/2022	**Analytical Batch:**	463673
Spiked Sample:	2202144-011A						
Units:	mg/Kg						

Parameters	MDL	PQL	Sample Conc.	Spike Conc.	MS % Recovery	MSD % Recovery	MS/MSD % RPD	% Recovery Limits	% RPD Limits	Lab Qualifier
Antimony	0.050	5.00	ND	50	76.1	73.9	2.72	30.7 - 130	30	
Arsenic	0.15	1.30	10.9	50	93.2	94.2	0.866	71.0 - 121	30	
Barium	0.055	5.00	163	50	140	754	79.4	70.2 - 130	30	S,R
Beryllium	0.055	5.00	ND	50	97.2	95.3	1.86	73.3 - 115	30	
Cadmium	0.10	5.00	ND	50	91.9	89.9	2.17	80.0 - 110	30	
Chromium	0.075	5.00	47.9	50	111	105	2.93	76.0 - 116	30	
Cobalt	0.070	5.00	11.9	50	99.2	99.2	0.000	57.4 - 122	30	
Copper	0.20	5.00	43.6	50	121	112	4.42	74.8 - 119	30	S
Lead	0.10	3.00	196	50	59.0	-21.0	19.4	57.9 - 118	30	S
Molybdenum	0.050	5.00	ND	50	96.7	94.9	1.85	62.9 - 123	30	
Nickel	0.50	5.00	70.5	50	110	106	1.60	61.5 - 122	30	
Selenium	0.22	5.00	ND	50	77.1	79.6	3.21	62.0 - 111	30	
Silver	0.15	5.00	ND	50	105	105	0.000	75 - 125	30	
Thallium	0.20	5.00	ND	50	92.8	91.3	1.52	39.2 - 125	30	
Vanadium						110	1.64	-	30	
Zinc	0.30	5.00	78.0	50	109	435	76.0	59.9 - 122	30	S,R

Laboratory Qualifiers and Definitions

DEFINITIONS:

Accuracy/Bias (% Recovery) - The closeness of agreement between an observed value and an accepted reference value.
Blank (Method/Preparation Blank) -MB/PB - An analyte-free matrix to which all reagents are added in the same volumes/proportions as used in sample processing. The method blank is used to document contamination resulting from the analytical process.
Duplicate - a field sample and/or laboratory QC sample prepared in duplicate following all of the same processes and procedures used on the original sample (sample duplicate, LCSD, MSD)
Laboratory Control Sample (LCS ad LCSD) - A known matrix spiked with compounds representative of the target analyte(s). This is used to document laboratory performance.
Matrix - the component or substrate that contains the analyte of interest (e.g., - groundwater, sediment, soil, waste water, etc)
Matrix Spike (MS/MSD) - Client sample spiked with identical concentrations of target analyte (s). The spiking occurs prior to the sample preparation and analysis. They are used to document the precision and bias of a method in a given sample matrix.
Method Detection Limit (MDL) - the minimum concentration of a substance that can be measured and reported with a 99% confidence that the analyte concentration is greater than zero
Practical Quantitation Limit/Reporting Limit/Limit of Quantitation (PQL/RL/LOQ) - a laboratory determined value at 2 to 5 times above the MDL that can be reproduced in a manner that results in a 99% confidence level that the result is both accurate and precise. PQLs/RLs/LODs reflect all preparation factors and/or dilution factors that have been applied to the sample during the preparation and/or analytical processes.
Precision (%RPD) - The agreement among a set of replicate/duplicate measurements without regard to known value of the replicates
Surrogate (S) or (Surr) - An organic compound which is similar to the target analyte(s) in chemical composition and behavior in the analytical process, but which is not normally found in environmental samples. Surrogates are used in most organic analysis to demonstrate matrix compatibility with the chosen method of analysis
Tentatively Identified Compound (TIC) - A compound not contained within the analytical calibration standards but present in the GCMS library of defined compounds. When the library is searched for an unknown compound, it can frequently give a tentative identification to the compound based on retention time and primary and secondary ion match. TICs are reported as estimates and are candidates for further investigation.
Units: the unit of measure used to express the reported result - **mg/L** and ***mg/Kg*** (equivalent to PPM - parts per million in **liquid** and ***solid***), **ug/L** and ***ug/Kg*** (equivalent to PPB - parts per billion in **liquid** and ***solid***), **ug/m3**, ***mg/m3***, **ppbv** and ***ppmv*** (all units of measure for reporting concentrations in air), **%** (equivalent to 10000 ppm or 1,000,000 ppb), **ug/Wipe** (concentration found on the surface of a single Wipe usually taken over a 100cm2 surface)

LABORATORY QUALIFIERS

B - Indicates when the analyte is found in the associated method or preparation blank
D - Surrogate is not recoverable due to the necessary dilution of the sample
E - Indicates the reportable value is outside of the calibration range of the instrument but within the linear range of the instrument (unless otherwise noted) Values reported with an E qualifier should be considered as estimated.
H- Indicates that the recommended holding time for the analyte or compound has been exceeded
J- Indicates a value between the method MDL and PQL and that the reported concentration should be considered as estimated rather the quantitative
NA - Not Analyzed
N/A - Not Applicable
ND - Not Detected at a concentration greater than the PQL/RL or, if reported to the MDL, at greater than the MDL.
NR - Not recoverable - a matrix spike concentration is not recoverable due to a concentration within the original sample that is greater than four times the spike concentration added
R- The % RPD between a duplicate set of samples is outside of the absolute values established by laboratory control charts
S- Spike recovery is outside of established method and/or laboratory control limits. Further explanation of the use of this qualifier should be included within a case narrative
X -Used to indicate that a value based on pattern identification is within the pattern range but not typical of the pattern found in standards. Further explanation may or may not be provided within the sample footnote and/or the case narrative.

Sample Receipt Checklist

Client Name: Farallon Consulting

Project Name: 1035 Commercial Court

Work Order No.: 2202144

Date and Time Received: 2/11/2022 3:34:00PM

Received By: Lorna Imbat

Physically Logged By: Nutan Kabir

Checklist Completed By: Nutan Kabir

Carrier Name: Client Drop Off

Chain of Custody (COC) Information

Chain of custody present?	Yes
Chain of custody signed when relinquished and received?	Yes
Chain of custody agrees with sample labels?	Yes
Custody seals intact on sample bottles?	Not Present

Sample Receipt Information

Custody seals intact on shipping container/cooler?	Not Present
Shipping Container/Cooler In Good Condition?	Yes
Samples in proper container/bottle?	Yes
Samples containers intact?	Yes
Sufficient sample volume for indicated test?	Yes

Sample Preservation and Hold Time (HT) Information

All samples received within holding time?	Yes
Container/Temp Blank temperature in compliance?	Temperature: 2.0 °C
Water-VOA vials have zero headspace?	No VOA vials submitted
Water-pH acceptable upon receipt?	N/A

pH Checked by: na

pH Adjusted by: na

Comments:

Login Summary Report

Client ID: TL6500 Farallon Consulting
Project Name: 1035 Commercial Court
Project # : 1071-047
Report Due Date: 2/18/2022

QC Level: II
TAT Requested: 5+ day:5
Date Received: 2/11/2022
Time Received: 3:34 pm

Comments:

Work Order # : ***2202144***

WO Sample ID	Client Sample ID	Collection Date/Time	Matrix	Scheduled Disposal	Sample On Hold	Test On Hold	Requested Tests	Subbed
2202144-001A	SV-1-5.0	02/11/22 8:40	Soil	08/10/22			Hg_S_7471B Met_S_6010B CAM17 TPHDO_S_8015(Mod) VOC_S_8260B VOC_S_GRO PAHSIM_S_8270 C	
2202144-002A	SV-1-10.0	02/11/22 8:45	Soil	08/10/22			Hg_S_7471B Met_S_6010B CAM17 PAHSIM_S_8270 C TPHDO_S_8015(Mod) VOC_S_8260B VOC_S_GRO	
2202144-003A	SV-2-5.0	02/11/22 13:10	Soil	08/10/22			Hg_S_7471B Met_S_6010B CAM17 PAHSIM_S_8270 C TPHDO_S_8015(Mod) VOC_S_8260B VOC_S_GRO	
2202144-004A	SV-2-8.0	02/11/22 13:15	Soil	08/10/22			Hg_S_7471B VOC_S_GRO VOC_S_8260B TPHDO_S_8015(Mod) PAHSIM_S_8270 C Met_S_6010B CAM17	
2202144-005A	SV-3-5.0	02/11/22 11:05	Soil	08/10/22			Hg_S_7471B Met_S_6010B CAM17 PAHSIM_S_8270 C TPHDO_S_8015(Mod) VOC_S_8260B VOC_S_GRO	
2202144-006A	SV-3-10.0	02/11/22 11:10	Soil	08/10/22			Hg_S_7471B	

Login Summary Report

Client ID: TL6500 Farallon Consulting
Project Name: 1035 Commercial Court
Project # : 1071-047
Report Due Date: 2/18/2022

QC Level: II
TAT Requested: 5+ day:5
Date Received: 2/11/2022
Time Received: 3:34 pm

Comments:

Work Order # : ***2202144***

WO Sample ID	Client Sample ID	Collection Date/Time	Matrix	Scheduled Disposal	Sample On Hold	Test On Hold	Requested Tests	Subbed
2202144-007A	SV-4-5.0	02/11/22 9:40	Soil	08/10/22			Hg_S_7471B Met_S_6010B CAM17 PAHSIM_S_8270 C TPHDO_S_8015(Mod) VOC_S_8260B VOC_S_GRO	
2202144-008A	SV-4-10.0	02/11/22 9:45	Soil	08/10/22			Hg_S_7471B Met_S_6010B CAM17 PAHSIM_S_8270 C TPHDO_S_8015(Mod) VOC_S_8260B VOC_S_GRO	
2202144-009A	SV-5-5.0	02/11/22 13:50	Soil	08/10/22			Hg_S_7471B Met_S_6010B CAM17 PAHSIM_S_8270 C TPHDO_S_8015(Mod) VOC_S_8260B VOC_S_GRO	
2202144-010A	SV-5-10.0	02/11/22 13:55	Soil	08/10/22			Hg_S_7471B Met_S_6010B CAM17 PAHSIM_S_8270 C TPHDO_S_8015(Mod) VOC_S_8260B VOC_S_GRO	
2202144-011A	SV-6-5.0	02/11/22 11:50	Soil	08/10/22			Hg_S_7471B Met_S_6010B CAM17 PAHSIM_S_8270 C	

Login Summary Report

Client ID: TL6500 Farallon Consulting
Project Name: 1035 Commercial Court
Project # : 1071-047
Report Due Date: 2/18/2022

QC Level: II
TAT Requested: 5+ day:5
Date Received: 2/11/2022
Time Received: 3:34 pm

Comments:

Work Order # : ***2202144***

WO Sample ID	Client Sample ID	Collection Date/Time	Matrix	Scheduled Disposal	Sample On Hold	Test On Hold	Requested Tests	Subbed
2202144-012A	SV-6-10.0	02/11/22 11:55	Soil	08/10/22			TPHDO_S_8015(Mod) VOC_S_8260B VOC_S_GRO Hg_S_7471B Met_S_6010B CAM17 PAHSIM_S_8270 C TPHDO_S_8015(Mod) VOC_S_8260B VOC_S_GRO	
2202144-013A	SV-7-5.0	02/11/22 10:25	Soil	08/10/22			Hg_S_7471B Met_S_6010B CAM17 PAHSIM_S_8270 C TPHDO_S_8015(Mod) VOC_S_8260B VOC_S_GRO	
2202144-014A	SV-7-10.0	02/11/22 10:30	Soil	08/10/22			Hg_S_7471B Met_S_6010B CAM17 PAHSIM_S_8270 C TPHDO_S_8015(Mod) VOC_S_8260B VOC_S_GRO	
2202144-015A	IDW-1	02/11/22 14:05	Soil	08/10/22			Hg_S_7471B Met_S_6010B CAM17 PAHSIM_S_8270 C TPHDO_S_8015(Mod) VOC_S_8260B VOC_S_GRO	

Torrent LABORATORY, INC.

Torrent LABORATORY, INC.
483 Sinclair Frontage Road
Milpitas, CA 95035
Phone: 408.263.5258
FAX: 408.263.8293
www.torrentlab.com

CHAIN OF CUSTODY

• NOTE: SHADED AREAS ARE FOR TORRENT LAB USE ONLY •

LAB WORK ORDER NO: 2202144

Company Name: Fariallon Consulting ☐ Env. ☐ Special			Project #: 1071-047 PO #:
Address: 330 Franklin St.			Project Name: 1055 Commercial Court
City: Oakland	State: CA	Zip Code:	Comments:
Telephone:	Cell:		SAMPLER: R. Hernandez Quote #:
REPORT TO: Peter Sims	BILL TO: AP		EMAIL: PSims@fariallonconsulting.com

TURNAROUND TIME: STD
☐ 10 Work Days ☐ 4 Work Days ☐ 1 Work Day
☐ 7 Work Days ☐ 3 Work Days ☐ Noon - Nxt Day
☐ 5 Work Days ☐ 2 Work Days ☐ 2 - 8 Hours

SAMPLE TYPE:
☐ Storm Water ☐ Air
☐ Waste Water ☐ Wipe
☐ Ground Water ☐ Other
☒ Soil ☐ Product / Bulk

REPORT FORMAT:
☒ Level II - Std.
☐ Excel - EDD
☒ EDF ☐ Std.-EDD
☐ QC Level III
☐ QC Level IV

ANALYSIS REQUESTED

LAB ID	CANISTER I.D.	CLIENT'S SAMPLE I.D.	DATE / TIME SAMPLED	MATRIX	# OF CONT	CONT TYPE	TPHg/VOCs by 8260B	TPH d/mo by 8015	PAHs by 8270C SIM	Title 22 metals by 6010B/7471A	REMARKS
001A		SV-1-5.0	2/11/22 0840	S	1	8oz	X	X	X	X	
002A		SV-1-10.0	0845				X	X	X	X	
003A		SV-2-5.0	1310				X	X	X	X	
004A		SV-2-8.0	1315				X	X	X	X	
005A		SV-3-5.0	1105				X	X	X	X	
006A		SV-3-10.0	1110				X	X	X	X	
007A		SV-4-5.0	0940				X	X	X	X	
008A		SV-4-10.0	0945				X	X	X	X	
009A		SV-5	1350				X	X	X	X	*ID=SV-5-5.0 per jar
010A		SV-5	1355				X	X	X	X	*ID=SV-5-10.0 per jar

	Relinquished By:	Print:	Date:	Time:	Received By:	Print:	Date:	Time:
1		Robert Hernandez	2/11/22	1534		L. D. Tipton	2-11-22	1534
2	Relinquished By:	Print:	Date:	Time:	Received By:	Print:	Date:	Time:

Were Samples Received in Good Condition? ☒ Yes ☐ NO Samples on Ice? ☒ Yes ☐ NO Method of Shipment: D/D Sample seals intact? ☐ Yes ☐ NO ☐ N/A

NOTE: Samples are discarded by the laboratory 30 days from date of receipt unless other arrangements are made.

Log In By: _____ Date: _____ Labeled By: _____ Date: _____ Temp 2 #3

Page ___ of ___ Rev. 4

Torrent LABORATORY, INC.

Torrent LABORATORY, INC.
483 Sinclair Frontage Road
Milpitas, CA 95035
Phone: 408.263.5258
FAX: 408.263.8293
www.torrentlab.com

CHAIN OF CUSTODY

• NOTE: SHADED AREAS ARE FOR TORRENT LAB USE ONLY •

LAB WORK ORDER NO: 2202144

Company Name: Farallon Consulting ☐ Env. ☐ Special			Project #: 1071-047 PO #:
Address: 330 Franklin St.			Project Name: 1055 Commercial Court
City: Oakland	State: CA.	Zip Code:	Comments:
Telephone:	Cell:		SAMPLER: R. Hernandez Quote #:
REPORT TO: Peter Sims	BILL TO: AP		EMAIL: psims@farallonconsulting.com

TURNAROUND TIME: STD
☐ 10 Work Days ☐ 4 Work Days ☐ 1 Work Day
☐ 7 Work Days ☐ 3 Work Days ☐ Noon - Nxt Day
☐ 5 Work Days ☐ 2 Work Days ☐ 2 - 8 Hours

SAMPLE TYPE:
☐ Storm Water ☐ Air
☐ Waste Water ☐ Wipe
☐ Ground Water ☐ Other
☒ Soil ☐ Product / Bulk

REPORT FORMAT:
☒ Level II - Std.
☐ Excel - EDD
☒ EDF ☐ Std.-EDD
☐ QC Level III
☐ QC Level IV

ANALYSIS REQUESTED

LAB ID	CANISTER I.D.	CLIENT'S SAMPLE I.D.	DATE / TIME SAMPLED	MATRIX	# OF CONT	CONT TYPE	TPHg/VOCs by 8260B	TPHd/mo by 8015	PAHs by 8270C SIM	Title 22 metals by 6010B/7471A	REMARKS
011A		SV-6-5.0	2/11/22 1150	S	1	80Z	X	X	X	X	
012A		SV-6-10.0	1155				X	X	X	X	
013A		SV-7-5.0	1025				X	X	X	X	
014A		SV-7-10.0	1030				X	X	X	X	
015A		IDW-1	1405				X	X	X	X	

	Relinquished By:	Print:	Date:	Time:	Received By:	Print:	Date:	Time:
1		Robert Hernandez	2/11/22	1534		L. D. Furbay	2-11-22	1534
2	Relinquished By:	Print:	Date:	Time:	Received By:	Print:	Date:	Time:

Were Samples Received in Good Condition? ☒ Yes ☐ NO Samples on Ice? ☒ Yes ☐ NO Method of Shipment D/O Sample seals intact? ☐ Yes ☐ NO ☐ N/A

NOTE: Samples are discarded by the laboratory 30 days from date of receipt unless other arrangements are made.

Log In By: _____ Date: _____ Labeled By: _____ Date: _____ Temp 2 #C3 Page ___ of ___ Rev. 4

Farallon Consulting
330 Franklin St
Suite 200
Oakland, California 94607
Tel: 510-879-6800

RE: 1055 Commercial Court

Work Order No.: 2202156

Dear Peter Sims:

Torrent Laboratory, Inc. received 13 sample(s) on February 14, 2022 for the analyses presented in the following Report.

All data for associated QC met EPA or laboratory specification(s) except where noted in the case narrative.

Torrent Laboratory, Inc. is certified by the State of California, ELAP #1991. If you have any questions regarding these test results, please feel free to contact the Project Management Team at (408)263-5258; ext 204.

Kathie Evans
Project Manager

February 23, 2022
Date

Date: 2/23/2022

Client: Farallon Consulting

Project: 1055 Commercial Court

Work Order: 2202156

CASE NARRATIVE

Unless otherwise indicated in the following narrative, no issues encountered with the receiving, preparation, analysis or reporting of the results associated with this work order.

Unless otherwise indicated in the following narrative, no results have been method and/or field blank corrected.

Reported results relate only to the items/samples tested by the laboratory.

This report shall not be reproduced, except in full, without the written approval of Torrent Laboratory, Inc.

Elevated TO15 reporting limits are due to the presence of heavy end hydrocarbons in the samples.

A preliminary report was issued pending some methane data. This is the final report.

Torrent LABORATORY, INC.

Sample Result Summary

Report prepared for: Peter Sims
Farallon Consulting

Date Received: 02/14/22
Date Reported: 02/23/22

SV-1-5.0 2202156-001

Parameters:	Analysis Method	DF	MDL	PQL	Results ug/m3
Freon 113	ETO15	30	31	110	4500

SV-1-8.0 2202156-002

Parameters:	Analysis Method	DF	MDL	PQL	Results ug/m3
Freon 113	ETO15	30	31	110	6000

SV-2-5.0 2202156-003

Parameters:	Analysis Method	DF	MDL	PQL	Results ug/m3
Methane	D1946	3.2	0.0075	0.016	0.25%
Freon 113	ETO15	30	31	110	120
Carbon Disulfide	ETO15	30	11	47	140
Hexane	ETO15	30	14	53	150
Benzene	ETO15	30	13	48	160
Toluene	ETO15	30	23	57	190
Ethyl Benzene	ETO15	30	19	65	450
Chlorobenzene	ETO15	30	18	69	110
m,p-Xylene	ETO15	30	29	65	370
4-Ethyl Toluene	ETO15	30	16	74	470
1,3,5-Trimethylbenzene	ETO15	30	9.0	74	400
1,2,4-Trimethylbenzene	ETO15	30	18	74	1200

SV-2-8.0 2202156-004

Parameters:	Analysis Method	DF	MDL	PQL	Results ug/m3
Methane	D1946	3.8	0.0089	0.019	52%
Hexane	ETO15	60	28	110	480
Benzene	ETO15	60	26	96	420
Toluene	ETO15	60	45	110	220
Ethyl Benzene	ETO15	60	38	130	590
Chlorobenzene	ETO15	60	36	140	1100
m,p-Xylene	ETO15	60	59	130	230
1,2,4-Trimethylbenzene	ETO15	60	36	150	470
1,4-Dichlorobenzene	ETO15	60	45	180	440

SV-3-5.0 2202156-005

Parameters:	Analysis Method	DF	MDL	PQL	Results ug/m3
Freon 113	ETO15	400	410	1500	42000

Torrent LABORATORY, INC.

Sample Result Summary

Report prepared for: Peter Sims
Farallon Consulting

Date Received: 02/14/22
Date Reported: 02/23/22

SV-4-5.0 2202156-006

Parameters:	Analysis Method	DF	MDL	PQL	Results ug/m3

All compounds were non-detectable for this sample.

SV-4-8.0 2202156-007

Parameters:	Analysis Method	DF	MDL	PQL	Results ug/m3
Methane	D1946	31	0.073	0.16	0.38%
1,1-Difluoroethane	ETO15	165	57	2200	42000

SV-5-5.0 2202156-008

Parameters:	Analysis Method	DF	MDL	PQL	Results ug/m3
Methane	D1946	3.3	0.0077	0.017	20%
Hexane	ETO15	60	28	110	220

SV-5-10.0 2202156-009

Parameters:	Analysis Method	DF	MDL	PQL	Results ug/m3
Methane	D1946	3.4	0.0080	0.017	19%
1,1-Difluoroethane	ETO15	60	21	810	890
Trichlorofluoromethane	ETO15	60	33	170	280
Hexane	ETO15	60	28	110	230
4-Methyl-2-Pentanone (MIBK)	ETO15	60	45	120	120
m,p-Xylene	ETO15	60	59	130	230

Torrent LABORATORY, INC.

Sample Result Summary

Report prepared for: Peter Sims
Farallon Consulting

Date Received: 02/14/22
Date Reported: 02/23/22

SV-6-5.0 2202156-010

Parameters:	Analysis Method	DF	MDL	PQL	Results ug/m3
Methane	D1946	3.3	0.0077	0.017	22%
1,2-Dichlorotetrafluoroethane	ETO15	10	14	35	95
Vinyl Chloride	ETO15	10	2.3	13	50
Carbon Disulfide	ETO15	10	3.7	16	21
Hexane	ETO15	10	4.6	18	290
tert-Butanol	ETO15	10	6.2	15	16
cis-1,2-Dichloroethene	ETO15	10	8.3	20	170
Chloroform	ETO15	10	9.7	24	57
Benzene	ETO15	10	4.4	16	200
Bromodichloromethane	ETO15	10	7.4	34	43
1,4-Dioxane	ETO15	10	18	36	1500
Toluene	ETO15	10	7.5	19	140
Tetrachloroethylene	ETO15	10	15	34	41
Ethyl Benzene	ETO15	10	6.3	22	180
m,p-Xylene	ETO15	10	9.8	22	330
o-Xylene	ETO15	10	3.0	22	190
1,1,2,2-Tetrachloroethane	ETO15	10	8.2	34	67
4-Ethyl Toluene	ETO15	10	5.5	25	38
1,3,5-Trimethylbenzene	ETO15	10	3.0	25	43
1,2,4-Trimethylbenzene	ETO15	10	6.0	25	58

SV-6-10.0 2202156-011

Parameters:	Analysis Method	DF	MDL	PQL	Results ug/m3
Methane	D1946	3.2	0.0075	0.016	41%
Dichlorodifluoromethane	ETO15	60	94	150	310
Vinyl Chloride	ETO15	60	14	77	650
Hexane	ETO15	60	28	110	810
cis-1,2-Dichloroethene	ETO15	60	50	120	820
Benzene	ETO15	60	26	96	150
1,4-Dioxane	ETO15	60	110	220	2700
Toluene	ETO15	60	45	110	450
Ethyl Benzene	ETO15	60	38	130	400
Chlorobenzene	ETO15	60	36	140	190
m,p-Xylene	ETO15	60	59	130	930
o-Xylene	ETO15	60	18	130	330
1,3,5-Trimethylbenzene	ETO15	60	18	150	200
1,2,4-Trimethylbenzene	ETO15	60	36	150	350

Torrent LABORATORY, INC.

Sample Result Summary

Report prepared for: Peter Sims
Farallon Consulting

Date Received: 02/14/22
Date Reported: 02/23/22

SV-7-5.0 2202156-012

Parameters:	Analysis Method	DF	MDL	PQL	Results ug/m3
Methane	D1946	3.1	0.0073	0.016	60%
1,2-Dichlorotetrafluoroethane	ETO15	18.6	26	65	71
Carbon Disulfide	ETO15	18.6	6.9	29	72
Acetone	ETO15	18.6	7.3	220	290
Hexane	ETO15	18.6	8.6	33	400
Vinyl Acetate	ETO15	18.6	14	33	53
Benzene	ETO15	18.6	8.1	30	380
Ethyl Benzene	ETO15	18.6	12	40	220
m,p-Xylene	ETO15	18.6	18	40	450
o-Xylene	ETO15	18.6	5.7	40	140
1,1,2,2-Tetrachloroethane	ETO15	18.6	15	64	140

SV-7-10.0 2202156-013

Parameters:	Analysis Method	DF	MDL	PQL	Results ug/m3
Methane	D1946	3.8	0.0089	0.019	43%
1,2-Dichlorotetrafluoroethane	ETO15	60	84	210	520
Carbon Disulfide	ETO15	60	22	93	110
Hexane	ETO15	60	28	110	360
Benzene	ETO15	60	26	96	110
Toluene	ETO15	60	45	110	210
Ethyl Benzene	ETO15	60	38	130	250
Chlorobenzene	ETO15	60	36	140	4100
m,p-Xylene	ETO15	60	59	130	560
o-Xylene	ETO15	60	18	130	230
4-Ethyl Toluene	ETO15	60	33	150	230
1,2,4-Trimethylbenzene	ETO15	60	36	150	430
1,4-Dichlorobenzene	ETO15	60	45	180	210

Torrent LABORATORY, INC.

SAMPLE RESULTS

Report prepared for: Peter Sims
Farallon Consulting

Date/Time Received: 02/14/22, 12:10 pm
Date Reported: 02/23/22

Client Sample ID:	SV-1-5.0	**Lab Sample ID:**	2202156-001A
Project Name/Location:	1055 Commercial Court	**Sample Matrix:**	Soil Vapor
Project Number:	1071-047		
Date/Time Sampled:	02/14/22 / 7:41	**Certified Clean WO # :**	
Canister/Tube ID:	A12167	**Received PSI :**	12.8
Collection Volume (L):		**Corrected PSI :**	
SDG:			

Prep Method: FG-P **Prep Batch Date/Time:** 2/20/22 9:40:00AM
Prep Batch ID: 1139351 **Prep Analyst:** BALI

Parameters:	Analysis Method	DF	MDL %	PQL %	Results %	Results ppbv	Q	Analyzed	Time	By	Analytical Batch
Methane	D1946	2.60	0.0061	0.013	ND			02/20/22	10:38	BA	463738

Prep Method: TO15-P **Prep Batch Date/Time:** 2/18/22 1:00:00PM
Prep Batch ID: 1139339 **Prep Analyst:** BALI

Parameters:	Analysis Method	DF	MDL ug/m3	PQL ug/m3	Results ug/m3	Results ppbv	Q	Analyzed	Time	By	Analytical Batch
Dichlorodifluoromethane	ETO15	30.00	47	74	ND	ND		02/18/22	14:47	BA	463724
1,1-Difluoroethane	ETO15	30.00	10	410	ND	ND		02/18/22	14:47	BA	463724
1,2-Dichlorotetrafluoroethane	ETO15	30.00	42	100	ND	ND		02/18/22	14:47	BA	463724
Chloromethane	ETO15	30.00	61	120	ND	ND		02/18/22	14:47	BA	463724
Vinyl Chloride	ETO15	30.00	6.8	38	ND	ND		02/18/22	14:47	BA	463724
1,3-Butadiene	ETO15	30.00	10	33	ND	ND		02/18/22	14:47	BA	463724
Bromomethane	ETO15	30.00	20	58	ND	ND		02/18/22	14:47	BA	463724
Chloroethane	ETO15	30.00	24	40	ND	ND		02/18/22	14:47	BA	463724
Trichlorofluoromethane	ETO15	30.00	17	84	ND	ND		02/18/22	14:47	BA	463724
1,1-Dichloroethene	ETO15	30.00	25	60	ND	ND		02/18/22	14:47	BA	463724
Freon 113	ETO15	30.00	31	110	4500	587.47		02/18/22	14:47	BA	463724
Carbon Disulfide	ETO15	30.00	11	47	ND	ND		02/18/22	14:47	BA	463724
2-Propanol (Isopropyl Alcohol)	ETO15	30.00	38	370	ND	ND		02/18/22	14:47	BA	463724
Methylene Chloride	ETO15	30.00	21	310	ND	ND		02/18/22	14:47	BA	463724
Acetone	ETO15	30.00	12	360	ND	ND		02/18/22	14:47	BA	463724
trans-1,2-Dichloroethene	ETO15	30.00	14	59	ND	ND		02/18/22	14:47	BA	463724
Hexane	ETO15	30.00	14	53	ND	ND		02/18/22	14:47	BA	463724
MTBE	ETO15	30.00	13	54	ND	ND		02/18/22	14:47	BA	463724
tert-Butanol	ETO15	30.00	19	45	ND	ND		02/18/22	14:47	BA	463724
Diisopropyl ether (DIPE)	ETO15	30.00	22	63	ND	ND		02/18/22	14:47	BA	463724
1,1-Dichloroethane	ETO15	30.00	16	61	ND	ND		02/18/22	14:47	BA	463724
ETBE	ETO15	30.00	9.8	63	ND	ND		02/18/22	14:47	BA	463724
cis-1,2-Dichloroethene	ETO15	30.00	25	59	ND	ND		02/18/22	14:47	BA	463724
Chloroform	ETO15	30.00	29	73	ND	ND		02/18/22	14:47	BA	463724
Vinyl Acetate	ETO15	30.00	23	53	ND	ND		02/18/22	14:47	BA	463724
Carbon Tetrachloride	ETO15	30.00	33	94	ND	ND		02/18/22	14:47	BA	463724
1,1,1-Trichloroethane	ETO15	30.00	24	82	ND	ND		02/18/22	14:47	BA	463724
2-Butanone (MEK)	ETO15	30.00	12	44	ND	ND		02/18/22	14:47	BA	463724
Ethyl Acetate	ETO15	30.00	14	54	ND	ND		02/18/22	14:47	BA	463724

Torrent LABORATORY, INC.

SAMPLE RESULTS

Report prepared for: Peter Sims
Farallon Consulting

Date/Time Received: 02/14/22, 12:10 pm
Date Reported: 02/23/22

Client Sample ID:	SV-1-5.0	**Lab Sample ID:**	2202156-001A
Project Name/Location:	1055 Commercial Court	**Sample Matrix:**	Soil Vapor
Project Number:	1071-047		
Date/Time Sampled:	02/14/22 / 7:41	**Certified Clean WO # :**	
Canister/Tube ID:	A12167	**Received PSI :**	12.8
Collection Volume (L):		**Corrected PSI :**	
SDG:			

Prep Method:	TO15-P	**Prep Batch Date/Time:**	2/18/22 1:00:00PM
Prep Batch ID:	1139339	**Prep Analyst:**	BALI

Parameters:	Analysis Method	DF	MDL ug/m3	PQL ug/m3	Results ug/m3	Results ppbv	Q	Analyzed	Time	By	Analytical Batch
Tetrahydrofuran	ETO15	30.00	13	44	ND	ND		02/18/22	14:47	BA	463724
Benzene	ETO15	30.00	13	48	ND	ND		02/18/22	14:47	BA	463724
TAME	ETO15	30.00	20	63	ND	ND		02/18/22	14:47	BA	463724
1,2-Dichloroethane (EDC)	ETO15	30.00	13	61	ND	ND		02/18/22	14:47	BA	463724
Trichloroethylene	ETO15	30.00	24	81	ND	ND		02/18/22	14:47	BA	463724
1,2-Dichloropropane	ETO15	30.00	23	69	ND	ND		02/18/22	14:47	BA	463724
Bromodichloromethane	ETO15	30.00	22	100	ND	ND		02/18/22	14:47	BA	463724
1,4-Dioxane	ETO15	30.00	54	110	ND	ND		02/18/22	14:47	BA	463724
trans-1,3-Dichloropropene	ETO15	30.00	32	68	ND	ND		02/18/22	14:47	BA	463724
Toluene	ETO15	30.00	23	57	ND	ND		02/18/22	14:47	BA	463724
4-Methyl-2-Pentanone (MIBK)	ETO15	30.00	22	62	ND	ND		02/18/22	14:47	BA	463724
cis-1,3-Dichloropropene	ETO15	30.00	13	68	ND	ND		02/18/22	14:47	BA	463724
Tetrachloroethylene	ETO15	30.00	44	100	ND	ND		02/18/22	14:47	BA	463724
1,1,2-Trichloroethane	ETO15	30.00	18	82	ND	ND		02/18/22	14:47	BA	463724
Dibromochloromethane	ETO15	30.00	33	130	ND	ND		02/18/22	14:47	BA	463724
1,2-Dibromoethane (EDB)	ETO15	30.00	22	120	ND	ND		02/18/22	14:47	BA	463724
2-Hexanone	ETO15	30.00	20	62	ND	ND		02/18/22	14:47	BA	463724
Ethyl Benzene	ETO15	30.00	19	65	ND	ND		02/18/22	14:47	BA	463724
Chlorobenzene	ETO15	30.00	18	69	ND	ND		02/18/22	14:47	BA	463724
1,1,1,2-Tetrachloroethane	ETO15	30.00	25	100	ND	ND		02/18/22	14:47	BA	463724
m,p-Xylene	ETO15	30.00	29	65	ND	ND		02/18/22	14:47	BA	463724
o-Xylene	ETO15	30.00	9.1	65	ND	ND		02/18/22	14:47	BA	463724
Styrene	ETO15	30.00	14	64	ND	ND		02/18/22	14:47	BA	463724
Bromoform	ETO15	30.00	39	160	ND	ND		02/18/22	14:47	BA	463724
1,1,2,2-Tetrachloroethane	ETO15	30.00	25	100	ND	ND		02/18/22	14:47	BA	463724
4-Ethyl Toluene	ETO15	30.00	16	74	ND	ND		02/18/22	14:47	BA	463724
1,3,5-Trimethylbenzene	ETO15	30.00	9.0	74	ND	ND		02/18/22	14:47	BA	463724
1,2,4-Trimethylbenzene	ETO15	30.00	18	74	ND	ND		02/18/22	14:47	BA	463724
1,4-Dichlorobenzene	ETO15	30.00	22	90	ND	ND		02/18/22	14:47	BA	463724
1,3-Dichlorobenzene	ETO15	30.00	40	90	ND	ND		02/18/22	14:47	BA	463724
1,2-Dichlorobenzene	ETO15	30.00	32	90	ND	ND		02/18/22	14:47	BA	463724
Hexachlorobutadiene	ETO15	30.00	56	160	ND	ND		02/18/22	14:47	BA	463724
1,2,4-Trichlorobenzene	ETO15	30.00	65	110	ND	ND		02/18/22	14:47	BA	463724
Naphthalene	ETO15	30.00	38	79	ND	ND		02/18/22	14:47	BA	463724
(S) 4-Bromofluorobenzene	ETO15	30.00	50	150	99 %			02/18/22	14:47	BA	463724

Torrent LABORATORY, INC.

SAMPLE RESULTS

Report prepared for: Peter Sims
Farallon Consulting

Date/Time Received: 02/14/22, 12:10 pm
Date Reported: 02/23/22

Client Sample ID:	SV-1-8.0	**Lab Sample ID:**	2202156-002A
Project Name/Location:	1055 Commercial Court	**Sample Matrix:**	Soil Vapor
Project Number:	1071-047		
Date/Time Sampled:	02/14/22 / 7:32	**Certified Clean WO # :**	
Canister/Tube ID:	8376	**Received PSI :**	12.8
Collection Volume (L):		**Corrected PSI :**	
SDG:			

Prep Method:	FG-P	**Prep Batch Date/Time:**	2/20/22 9:40:00AM
Prep Batch ID:	1139351	**Prep Analyst:**	BALI

Parameters:	Analysis Method	DF	MDL %	PQL %	Results %	Results ppbv	Q	Analyzed	Time	By	Analytical Batch
Methane	D1946	3.50	0.0082	0.018	ND			02/20/22	11:06	BA	463738

Prep Method:	TO15-P	**Prep Batch Date/Time:**	2/18/22 1:00:00PM
Prep Batch ID:	1139339	**Prep Analyst:**	BALI

Parameters:	Analysis Method	DF	MDL ug/m3	PQL ug/m3	Results ug/m3	Results ppbv	Q	Analyzed	Time	By	Analytical Batch
Dichlorodifluoromethane	ETO15	30.00	47	74	ND	ND		02/18/22	15:12	BA	463724
1,1-Difluoroethane	ETO15	30.00	10	410	ND	ND		02/18/22	15:12	BA	463724
1,2-Dichlorotetrafluoroethane	ETO15	30.00	42	100	ND	ND		02/18/22	15:12	BA	463724
Chloromethane	ETO15	30.00	61	120	ND	ND		02/18/22	15:12	BA	463724
Vinyl Chloride	ETO15	30.00	6.8	38	ND	ND		02/18/22	15:12	BA	463724
1,3-Butadiene	ETO15	30.00	10	33	ND	ND		02/18/22	15:12	BA	463724
Bromomethane	ETO15	30.00	20	58	ND	ND		02/18/22	15:12	BA	463724
Chloroethane	ETO15	30.00	24	40	ND	ND		02/18/22	15:12	BA	463724
Trichlorofluoromethane	ETO15	30.00	17	84	ND	ND		02/18/22	15:12	BA	463724
1,1-Dichloroethene	ETO15	30.00	25	60	ND	ND		02/18/22	15:12	BA	463724
Freon 113	ETO15	30.00	31	110	6000	783.29		02/18/22	15:12	BA	463724
Carbon Disulfide	ETO15	30.00	11	47	ND	ND		02/18/22	15:12	BA	463724
2-Propanol (Isopropyl Alcohol)	ETO15	30.00	38	370	ND	ND		02/18/22	15:12	BA	463724
Methylene Chloride	ETO15	30.00	21	310	ND	ND		02/18/22	15:12	BA	463724
Acetone	ETO15	30.00	12	360	ND	ND		02/18/22	15:12	BA	463724
trans-1,2-Dichloroethene	ETO15	30.00	14	59	ND	ND		02/18/22	15:12	BA	463724
Hexane	ETO15	30.00	14	53	ND	ND		02/18/22	15:12	BA	463724
MTBE	ETO15	30.00	13	54	ND	ND		02/18/22	15:12	BA	463724
tert-Butanol	ETO15	30.00	19	45	ND	ND		02/18/22	15:12	BA	463724
Diisopropyl ether (DIPE)	ETO15	30.00	22	63	ND	ND		02/18/22	15:12	BA	463724
1,1-Dichloroethane	ETO15	30.00	16	61	ND	ND		02/18/22	15:12	BA	463724
ETBE	ETO15	30.00	9.8	63	ND	ND		02/18/22	15:12	BA	463724
cis-1,2-Dichloroethene	ETO15	30.00	25	59	ND	ND		02/18/22	15:12	BA	463724
Chloroform	ETO15	30.00	29	73	ND	ND		02/18/22	15:12	BA	463724
Vinyl Acetate	ETO15	30.00	23	53	ND	ND		02/18/22	15:12	BA	463724
Carbon Tetrachloride	ETO15	30.00	33	94	ND	ND		02/18/22	15:12	BA	463724
1,1,1-Trichloroethane	ETO15	30.00	24	82	ND	ND		02/18/22	15:12	BA	463724
2-Butanone (MEK)	ETO15	30.00	12	44	ND	ND		02/18/22	15:12	BA	463724
Ethyl Acetate	ETO15	30.00	14	54	ND	ND		02/18/22	15:12	BA	463724

Torrent LABORATORY, INC.

SAMPLE RESULTS

Report prepared for: Peter Sims
Farallon Consulting

Date/Time Received: 02/14/22, 12:10 pm
Date Reported: 02/23/22

Client Sample ID:	SV-1-8.0	**Lab Sample ID:**	2202156-002A
Project Name/Location:	1055 Commercial Court	**Sample Matrix:**	Soil Vapor
Project Number:	1071-047		
Date/Time Sampled:	02/14/22 / 7:32	**Certified Clean WO # :**	
Canister/Tube ID:	8376	**Received PSI :**	12.8
Collection Volume (L):		**Corrected PSI :**	
SDG:			

Prep Method:	TO15-P	**Prep Batch Date/Time:**	2/18/22 1:00:00PM
Prep Batch ID:	1139339	**Prep Analyst:**	BALI

Parameters:	Analysis Method	DF	MDL ug/m3	PQL ug/m3	Results ug/m3	Results ppbv	Q	Analyzed	Time	By	Analytical Batch
Tetrahydrofuran	ETO15	30.00	13	44	ND	ND		02/18/22	15:12	BA	463724
Benzene	ETO15	30.00	13	48	ND	ND		02/18/22	15:12	BA	463724
TAME	ETO15	30.00	20	63	ND	ND		02/18/22	15:12	BA	463724
1,2-Dichloroethane (EDC)	ETO15	30.00	13	61	ND	ND		02/18/22	15:12	BA	463724
Trichloroethylene	ETO15	30.00	24	81	ND	ND		02/18/22	15:12	BA	463724
1,2-Dichloropropane	ETO15	30.00	23	69	ND	ND		02/18/22	15:12	BA	463724
Bromodichloromethane	ETO15	30.00	22	100	ND	ND		02/18/22	15:12	BA	463724
1,4-Dioxane	ETO15	30.00	54	110	ND	ND		02/18/22	15:12	BA	463724
trans-1,3-Dichloropropene	ETO15	30.00	32	68	ND	ND		02/18/22	15:12	BA	463724
Toluene	ETO15	30.00	23	57	ND	ND		02/18/22	15:12	BA	463724
4-Methyl-2-Pentanone (MIBK)	ETO15	30.00	22	62	ND	ND		02/18/22	15:12	BA	463724
cis-1,3-Dichloropropene	ETO15	30.00	13	68	ND	ND		02/18/22	15:12	BA	463724
Tetrachloroethylene	ETO15	30.00	44	100	ND	ND		02/18/22	15:12	BA	463724
1,1,2-Trichloroethane	ETO15	30.00	18	82	ND	ND		02/18/22	15:12	BA	463724
Dibromochloromethane	ETO15	30.00	33	130	ND	ND		02/18/22	15:12	BA	463724
1,2-Dibromoethane (EDB)	ETO15	30.00	22	120	ND	ND		02/18/22	15:12	BA	463724
2-Hexanone	ETO15	30.00	20	62	ND	ND		02/18/22	15:12	BA	463724
Ethyl Benzene	ETO15	30.00	19	65	ND	ND		02/18/22	15:12	BA	463724
Chlorobenzene	ETO15	30.00	18	69	ND	ND		02/18/22	15:12	BA	463724
1,1,1,2-Tetrachloroethane	ETO15	30.00	25	100	ND	ND		02/18/22	15:12	BA	463724
m,p-Xylene	ETO15	30.00	29	65	ND	ND		02/18/22	15:12	BA	463724
o-Xylene	ETO15	30.00	9.1	65	ND	ND		02/18/22	15:12	BA	463724
Styrene	ETO15	30.00	14	64	ND	ND		02/18/22	15:12	BA	463724
Bromoform	ETO15	30.00	39	160	ND	ND		02/18/22	15:12	BA	463724
1,1,2,2-Tetrachloroethane	ETO15	30.00	25	100	ND	ND		02/18/22	15:12	BA	463724
4-Ethyl Toluene	ETO15	30.00	16	74	ND	ND		02/18/22	15:12	BA	463724
1,3,5-Trimethylbenzene	ETO15	30.00	9.0	74	ND	ND		02/18/22	15:12	BA	463724
1,2,4-Trimethylbenzene	ETO15	30.00	18	74	ND	ND		02/18/22	15:12	BA	463724
1,4-Dichlorobenzene	ETO15	30.00	22	90	ND	ND		02/18/22	15:12	BA	463724
1,3-Dichlorobenzene	ETO15	30.00	40	90	ND	ND		02/18/22	15:12	BA	463724
1,2-Dichlorobenzene	ETO15	30.00	32	90	ND	ND		02/18/22	15:12	BA	463724
Hexachlorobutadiene	ETO15	30.00	56	160	ND	ND		02/18/22	15:12	BA	463724
1,2,4-Trichlorobenzene	ETO15	30.00	65	110	ND	ND		02/18/22	15:12	BA	463724
Naphthalene	ETO15	30.00	38	79	ND	ND		02/18/22	15:12	BA	463724
(S) 4-Bromofluorobenzene	ETO15	30.00	50	150	110 %			02/18/22	15:12	BA	463724

Torrent LABORATORY, INC.

SAMPLE RESULTS

Report prepared for: Peter Sims
Farallon Consulting

Date/Time Received: 02/14/22, 12:10 pm
Date Reported: 02/23/22

Client Sample ID:	SV-2-5.0	**Lab Sample ID:**	2202156-003A
Project Name/Location:	1055 Commercial Court	**Sample Matrix:**	Soil Vapor
Project Number:	1071-047		
Date/Time Sampled:	02/14/22 / 9:54	**Certified Clean WO # :**	
Canister/Tube ID:	8219	**Received PSI :**	12.4
Collection Volume (L):		**Corrected PSI :**	
SDG:			

Prep Method:	FG-P	**Prep Batch Date/Time:**	2/20/22 9:40:00AM
Prep Batch ID:	1139351	**Prep Analyst:**	BALI

Parameters:	Analysis Method	DF	MDL %	PQL %	Results %	Results ppbv	Q	Analyzed	Time	By	Analytical Batch
Methane	D1946	3.20	0.0075	0.016	0.25			02/20/22	11:39	BA	463738

Prep Method:	TO15-P	**Prep Batch Date/Time:**	2/18/22 1:00:00PM
Prep Batch ID:	1139339	**Prep Analyst:**	BALI

Parameters:	Analysis Method	DF	MDL ug/m3	PQL ug/m3	Results ug/m3	Results ppbv	Q	Analyzed	Time	By	Analytical Batch
Dichlorodifluoromethane	ETO15	30.00	47	74	ND	ND		02/18/22	15:36	BA	463724
1,1-Difluoroethane	ETO15	30.00	10	410	ND	ND		02/18/22	15:36	BA	463724
1,2-Dichlorotetrafluoroethane	ETO15	30.00	42	100	ND	ND		02/18/22	15:36	BA	463724
Chloromethane	ETO15	30.00	61	120	ND	ND		02/18/22	15:36	BA	463724
Vinyl Chloride	ETO15	30.00	6.8	38	ND	ND		02/18/22	15:36	BA	463724
1,3-Butadiene	ETO15	30.00	10	33	ND	ND		02/18/22	15:36	BA	463724
Bromomethane	ETO15	30.00	20	58	ND	ND		02/18/22	15:36	BA	463724
Chloroethane	ETO15	30.00	24	40	ND	ND		02/18/22	15:36	BA	463724
Trichlorofluoromethane	ETO15	30.00	17	84	ND	ND		02/18/22	15:36	BA	463724
1,1-Dichloroethene	ETO15	30.00	25	60	ND	ND		02/18/22	15:36	BA	463724
Freon 113	ETO15	30.00	31	110	120	15.67		02/18/22	15:36	BA	463724
Carbon Disulfide	ETO15	30.00	11	47	140	45.02		02/18/22	15:36	BA	463724
2-Propanol (Isopropyl Alcohol)	ETO15	30.00	38	370	ND	ND		02/18/22	15:36	BA	463724
Methylene Chloride	ETO15	30.00	21	310	ND	ND		02/18/22	15:36	BA	463724
Acetone	ETO15	30.00	12	360	ND	ND		02/18/22	15:36	BA	463724
trans-1,2-Dichloroethene	ETO15	30.00	14	59	ND	ND		02/18/22	15:36	BA	463724
Hexane	ETO15	30.00	14	53	150	42.61		02/18/22	15:36	BA	463724
MTBE	ETO15	30.00	13	54	ND	ND		02/18/22	15:36	BA	463724
tert-Butanol	ETO15	30.00	19	45	ND	ND		02/18/22	15:36	BA	463724
Diisopropyl ether (DIPE)	ETO15	30.00	22	63	ND	ND		02/18/22	15:36	BA	463724
1,1-Dichloroethane	ETO15	30.00	16	61	ND	ND		02/18/22	15:36	BA	463724
ETBE	ETO15	30.00	9.8	63	ND	ND		02/18/22	15:36	BA	463724
cis-1,2-Dichloroethene	ETO15	30.00	25	59	ND	ND		02/18/22	15:36	BA	463724
Chloroform	ETO15	30.00	29	73	ND	ND		02/18/22	15:36	BA	463724
Vinyl Acetate	ETO15	30.00	23	53	ND	ND		02/18/22	15:36	BA	463724
Carbon Tetrachloride	ETO15	30.00	33	94	ND	ND		02/18/22	15:36	BA	463724
1,1,1-Trichloroethane	ETO15	30.00	24	82	ND	ND		02/18/22	15:36	BA	463724
2-Butanone (MEK)	ETO15	30.00	12	44	ND	ND		02/18/22	15:36	BA	463724
Ethyl Acetate	ETO15	30.00	14	54	ND	ND		02/18/22	15:36	BA	463724

Torrent LABORATORY, INC.

SAMPLE RESULTS

Report prepared for: Peter Sims
Farallon Consulting

Date/Time Received: 02/14/22, 12:10 pm
Date Reported: 02/23/22

Client Sample ID:	SV-2-5.0	**Lab Sample ID:**	2202156-003A
Project Name/Location:	1055 Commercial Court	**Sample Matrix:**	Soil Vapor
Project Number:	1071-047		
Date/Time Sampled:	02/14/22 / 9:54	**Certified Clean WO # :**	
Canister/Tube ID:	8219	**Received PSI :**	12.4
Collection Volume (L):		**Corrected PSI :**	
SDG:			

Prep Method:	TO15-P	**Prep Batch Date/Time:**	2/18/22 1:00:00PM
Prep Batch ID:	1139339	**Prep Analyst:**	BALI

Parameters:	Analysis Method	DF	MDL ug/m3	PQL ug/m3	Results ug/m3	Results ppbv	Q	Analyzed	Time	By	Analytical Batch
Tetrahydrofuran	ETO15	30.00	13	44	ND	ND		02/18/22	15:36	BA	463724
Benzene	ETO15	30.00	13	48	160	50.16		02/18/22	15:36	BA	463724
TAME	ETO15	30.00	20	63	ND	ND		02/18/22	15:36	BA	463724
1,2-Dichloroethane (EDC)	ETO15	30.00	13	61	ND	ND		02/18/22	15:36	BA	463724
Trichloroethylene	ETO15	30.00	24	81	ND	ND		02/18/22	15:36	BA	463724
1,2-Dichloropropane	ETO15	30.00	23	69	ND	ND		02/18/22	15:36	BA	463724
Bromodichloromethane	ETO15	30.00	22	100	ND	ND		02/18/22	15:36	BA	463724
1,4-Dioxane	ETO15	30.00	54	110	ND	ND		02/18/22	15:36	BA	463724
trans-1,3-Dichloropropene	ETO15	30.00	32	68	ND	ND		02/18/22	15:36	BA	463724
Toluene	ETO15	30.00	23	57	190	50.40		02/18/22	15:36	BA	463724
4-Methyl-2-Pentanone (MIBK)	ETO15	30.00	22	62	ND	ND		02/18/22	15:36	BA	463724
cis-1,3-Dichloropropene	ETO15	30.00	13	68	ND	ND		02/18/22	15:36	BA	463724
Tetrachloroethylene	ETO15	30.00	44	100	ND	ND		02/18/22	15:36	BA	463724
1,1,2-Trichloroethane	ETO15	30.00	18	82	ND	ND		02/18/22	15:36	BA	463724
Dibromochloromethane	ETO15	30.00	33	130	ND	ND		02/18/22	15:36	BA	463724
1,2-Dibromoethane (EDB)	ETO15	30.00	22	120	ND	ND		02/18/22	15:36	BA	463724
2-Hexanone	ETO15	30.00	20	62	ND	ND		02/18/22	15:36	BA	463724
Ethyl Benzene	ETO15	30.00	19	65	450	103.69		02/18/22	15:36	BA	463724
Chlorobenzene	ETO15	30.00	18	69	110	23.91		02/18/22	15:36	BA	463724
1,1,1,2-Tetrachloroethane	ETO15	30.00	25	100	ND	ND		02/18/22	15:36	BA	463724
m,p-Xylene	ETO15	30.00	29	65	370	85.25		02/18/22	15:36	BA	463724
o-Xylene	ETO15	30.00	9.1	65	ND	ND		02/18/22	15:36	BA	463724
Styrene	ETO15	30.00	14	64	ND	ND		02/18/22	15:36	BA	463724
Bromoform	ETO15	30.00	39	160	ND	ND		02/18/22	15:36	BA	463724
1,1,2,2-Tetrachloroethane	ETO15	30.00	25	100	ND	ND		02/18/22	15:36	BA	463724
4-Ethyl Toluene	ETO15	30.00	16	74	470	95.53		02/18/22	15:36	BA	463724
1,3,5-Trimethylbenzene	ETO15	30.00	9.0	74	400	81.30		02/18/22	15:36	BA	463724
1,2,4-Trimethylbenzene	ETO15	30.00	18	74	1200	243.90		02/18/22	15:36	BA	463724
1,4-Dichlorobenzene	ETO15	30.00	22	90	ND	ND		02/18/22	15:36	BA	463724
1,3-Dichlorobenzene	ETO15	30.00	40	90	ND	ND		02/18/22	15:36	BA	463724
1,2-Dichlorobenzene	ETO15	30.00	32	90	ND	ND		02/18/22	15:36	BA	463724
Hexachlorobutadiene	ETO15	30.00	56	160	ND	ND		02/18/22	15:36	BA	463724
1,2,4-Trichlorobenzene	ETO15	30.00	65	110	ND	ND		02/18/22	15:36	BA	463724
Naphthalene	ETO15	30.00	38	79	ND	ND		02/18/22	15:36	BA	463724
(S) 4-Bromofluorobenzene	ETO15	30.00	50	150	220 %		S	02/18/22	15:36	BA	463724

NOTE: S - High surrogate recovery due to the presence of heavy end hydrocarbons.

Torrent LABORATORY, INC.

SAMPLE RESULTS

Report prepared for: Peter Sims
Farallon Consulting

Date/Time Received: 02/14/22, 12:10 pm
Date Reported: 02/23/22

Client Sample ID:	SV-2-8.0	**Lab Sample ID:**	2202156-004A
Project Name/Location:	1055 Commercial Court	**Sample Matrix:**	Soil Vapor
Project Number:	1071-047		
Date/Time Sampled:	02/14/22 / 9:49	**Certified Clean WO # :**	
Canister/Tube ID:	A12186	**Received PSI :**	12.4
Collection Volume (L):		**Corrected PSI :**	
SDG:			

Prep Method: FG-P
Prep Batch ID: 1139351
Prep Batch Date/Time: 2/20/22 9:40:00AM
Prep Analyst: BALI

Parameters:	Analysis Method	DF	MDL %	PQL %	Results %	Results ppbv	Q	Analyzed	Time	By	Analytical Batch
Methane	D1946	3.80	0.0089	0.019	52			02/20/22	12:19	BA	463738

Prep Method: TO15-P
Prep Batch ID: 1139339
Prep Batch Date/Time: 2/18/22 1:00:00PM
Prep Analyst: BALI

Parameters:	Analysis Method	DF	MDL ug/m3	PQL ug/m3	Results ug/m3	Results ppbv	Q	Analyzed	Time	By	Analytical Batch
Dichlorodifluoromethane	ETO15	60.00	94	150	ND	ND		02/18/22	16:01	BA	463724
1,1-Difluoroethane	ETO15	60.00	21	810	ND	ND		02/18/22	16:01	BA	463724
1,2-Dichlorotetrafluoroethane	ETO15	60.00	84	210	ND	ND		02/18/22	16:01	BA	463724
Chloromethane	ETO15	60.00	120	250	ND	ND		02/18/22	16:01	BA	463724
Vinyl Chloride	ETO15	60.00	14	77	ND	ND		02/18/22	16:01	BA	463724
1,3-Butadiene	ETO15	60.00	20	66	ND	ND		02/18/22	16:01	BA	463724
Bromomethane	ETO15	60.00	39	120	ND	ND		02/18/22	16:01	BA	463724
Chloroethane	ETO15	60.00	49	79	ND	ND		02/18/22	16:01	BA	463724
Trichlorofluoromethane	ETO15	60.00	33	170	ND	ND		02/18/22	16:01	BA	463724
1,1-Dichloroethene	ETO15	60.00	50	120	ND	ND		02/18/22	16:01	BA	463724
Freon 113	ETO15	60.00	61	230	ND	ND		02/18/22	16:01	BA	463724
Carbon Disulfide	ETO15	60.00	22	93	ND	ND		02/18/22	16:01	BA	463724
2-Propanol (Isopropyl Alcohol)	ETO15	60.00	77	740	ND	ND		02/18/22	16:01	BA	463724
Methylene Chloride	ETO15	60.00	42	620	ND	ND		02/18/22	16:01	BA	463724
Acetone	ETO15	60.00	24	710	ND	ND		02/18/22	16:01	BA	463724
trans-1,2-Dichloroethene	ETO15	60.00	29	120	ND	ND		02/18/22	16:01	BA	463724
Hexane	ETO15	60.00	28	110	480	136.36		02/18/22	16:01	BA	463724
MTBE	ETO15	60.00	27	110	ND	ND		02/18/22	16:01	BA	463724
tert-Butanol	ETO15	60.00	37	91	ND	ND		02/18/22	16:01	BA	463724
Diisopropyl ether (DIPE)	ETO15	60.00	44	130	ND	ND		02/18/22	16:01	BA	463724
1,1-Dichloroethane	ETO15	60.00	33	120	ND	ND		02/18/22	16:01	BA	463724
ETBE	ETO15	60.00	20	130	ND	ND		02/18/22	16:01	BA	463724
cis-1,2-Dichloroethene	ETO15	60.00	50	120	ND	ND		02/18/22	16:01	BA	463724
Chloroform	ETO15	60.00	58	150	ND	ND		02/18/22	16:01	BA	463724
Vinyl Acetate	ETO15	60.00	45	110	ND	ND		02/18/22	16:01	BA	463724
Carbon Tetrachloride	ETO15	60.00	66	190	ND	ND		02/18/22	16:01	BA	463724
1,1,1-Trichloroethane	ETO15	60.00	48	160	ND	ND		02/18/22	16:01	BA	463724
2-Butanone (MEK)	ETO15	60.00	23	89	ND	ND		02/18/22	16:01	BA	463724
Ethyl Acetate	ETO15	60.00	29	110	ND	ND		02/18/22	16:01	BA	463724

Torrent LABORATORY, INC.

SAMPLE RESULTS

Report prepared for: Peter Sims
Farallon Consulting

Date/Time Received: 02/14/22, 12:10 pm
Date Reported: 02/23/22

Client Sample ID:	SV-2-8.0	**Lab Sample ID:**	2202156-004A
Project Name/Location:	1055 Commercial Court	**Sample Matrix:**	Soil Vapor
Project Number:	1071-047		
Date/Time Sampled:	02/14/22 / 9:49	**Certified Clean WO # :**	
Canister/Tube ID:	A12186	**Received PSI :**	12.4
Collection Volume (L):		**Corrected PSI :**	
SDG:			

Prep Method:	TO15-P	**Prep Batch Date/Time:**	2/18/22 1:00:00PM
Prep Batch ID:	1139339	**Prep Analyst:**	BALI

Parameters:	Analysis Method	DF	MDL ug/m3	PQL ug/m3	Results ug/m3	Results ppbv	Q	Analyzed	Time	By	Analytical Batch
Tetrahydrofuran	ETO15	60.00	27	89	ND	ND		02/18/22	16:01	BA	463724
Benzene	ETO15	60.00	26	96	420	131.66		02/18/22	16:01	BA	463724
TAME	ETO15	60.00	40	130	ND	ND		02/18/22	16:01	BA	463724
1,2-Dichloroethane (EDC)	ETO15	60.00	25	120	ND	ND		02/18/22	16:01	BA	463724
Trichloroethylene	ETO15	60.00	48	160	ND	ND		02/18/22	16:01	BA	463724
1,2-Dichloropropane	ETO15	60.00	46	140	ND	ND		02/18/22	16:01	BA	463724
Bromodichloromethane	ETO15	60.00	45	200	ND	ND		02/18/22	16:01	BA	463724
1,4-Dioxane	ETO15	60.00	110	220	ND	ND		02/18/22	16:01	BA	463724
trans-1,3-Dichloropropene	ETO15	60.00	64	140	ND	ND		02/18/22	16:01	BA	463724
Toluene	ETO15	60.00	45	110	220	58.36		02/18/22	16:01	BA	463724
4-Methyl-2-Pentanone (MIBK)	ETO15	60.00	45	120	ND	ND		02/18/22	16:01	BA	463724
cis-1,3-Dichloropropene	ETO15	60.00	25	140	ND	ND		02/18/22	16:01	BA	463724
Tetrachloroethylene	ETO15	60.00	87	200	ND	ND		02/18/22	16:01	BA	463724
1,1,2-Trichloroethane	ETO15	60.00	35	160	ND	ND		02/18/22	16:01	BA	463724
Dibromochloromethane	ETO15	60.00	67	260	ND	ND		02/18/22	16:01	BA	463724
1,2-Dibromoethane (EDB)	ETO15	60.00	44	230	ND	ND		02/18/22	16:01	BA	463724
2-Hexanone	ETO15	60.00	39	120	ND	ND		02/18/22	16:01	BA	463724
Ethyl Benzene	ETO15	60.00	38	130	590	135.94		02/18/22	16:01	BA	463724
Chlorobenzene	ETO15	60.00	36	140	1100	239.13		02/18/22	16:01	BA	463724
1,1,1,2-Tetrachloroethane	ETO15	60.00	50	210	ND	ND		02/18/22	16:01	BA	463724
m,p-Xylene	ETO15	60.00	59	130	230	53.00		02/18/22	16:01	BA	463724
o-Xylene	ETO15	60.00	18	130	ND	ND		02/18/22	16:01	BA	463724
Styrene	ETO15	60.00	28	130	ND	ND		02/18/22	16:01	BA	463724
Bromoform	ETO15	60.00	78	310	ND	ND		02/18/22	16:01	BA	463724
1,1,2,2-Tetrachloroethane	ETO15	60.00	49	210	ND	ND		02/18/22	16:01	BA	463724
4-Ethyl Toluene	ETO15	60.00	33	150	ND	ND		02/18/22	16:01	BA	463724
1,3,5-Trimethylbenzene	ETO15	60.00	18	150	ND	ND		02/18/22	16:01	BA	463724
1,2,4-Trimethylbenzene	ETO15	60.00	36	150	470	95.53		02/18/22	16:01	BA	463724
1,4-Dichlorobenzene	ETO15	60.00	45	180	440	73.21		02/18/22	16:01	BA	463724
1,3-Dichlorobenzene	ETO15	60.00	80	180	ND	ND		02/18/22	16:01	BA	463724
1,2-Dichlorobenzene	ETO15	60.00	64	180	ND	ND		02/18/22	16:01	BA	463724
Hexachlorobutadiene	ETO15	60.00	110	320	ND	ND		02/18/22	16:01	BA	463724
1,2,4-Trichlorobenzene	ETO15	60.00	130	220	ND	ND		02/18/22	16:01	BA	463724
Naphthalene	ETO15	60.00	76	160	ND	ND		02/18/22	16:01	BA	463724
(S) 4-Bromofluorobenzene	ETO15	60.00	50	150	340 %		S	02/18/22	16:01	BA	463724

NOTE: S - High surrogate recovery due to the presence of heavy end hydrocarbons.

Torrent LABORATORY, INC.

SAMPLE RESULTS

Report prepared for: Peter Sims
Farallon Consulting

Date/Time Received: 02/14/22, 12:10 pm
Date Reported: 02/23/22

Client Sample ID:	SV-3-5.0	**Lab Sample ID:**	2202156-005A
Project Name/Location:	1055 Commercial Court	**Sample Matrix:**	Soil Vapor
Project Number:	1071-047		
Date/Time Sampled:	02/14/22 / 8:59	**Certified Clean WO # :**	
Canister/Tube ID:	8475	**Received PSI :**	11.0
Collection Volume (L):		**Corrected PSI :**	
SDG:			

Prep Method: FG-P
Prep Batch ID: 1139351
Prep Batch Date/Time: 2/20/22 9:40:00AM
Prep Analyst: BALI

Parameters:	Analysis Method	DF	MDL %	PQL %	Results %	Results ppbv	Q	Analyzed	Time	By	Analytical Batch
Methane	D1946	2.60	0.0061	0.013	ND			02/20/22	12:52	BA	463738

Prep Method: TO15-P
Prep Batch ID: 1139339
Prep Batch Date/Time: 2/18/22 1:00:00PM
Prep Analyst: BALI

Parameters:	Analysis Method	DF	MDL ug/m3	PQL ug/m3	Results ug/m3	Results ppbv	Q	Analyzed	Time	By	Analytical Batch
Dichlorodifluoromethane	ETO15	400.0	630	990	ND	ND		02/18/22	16:50	BA	463724
1,1-Difluoroethane	ETO15	400.0	140	5400	ND	ND		02/18/22	16:50	BA	463724
1,2-Dichlorotetrafluoroethane	ETO15	400.0	560	1400	ND	ND		02/18/22	16:50	BA	463724
Chloromethane	ETO15	400.0	820	1700	ND	ND		02/18/22	16:50	BA	463724
Vinyl Chloride	ETO15	400.0	90	510	ND	ND		02/18/22	16:50	BA	463724
1,3-Butadiene	ETO15	400.0	140	440	ND	ND		02/18/22	16:50	BA	463724
Bromomethane	ETO15	400.0	260	780	ND	ND		02/18/22	16:50	BA	463724
Chloroethane	ETO15	400.0	330	530	ND	ND		02/18/22	16:50	BA	463724
Trichlorofluoromethane	ETO15	400.0	220	1100	ND	ND		02/18/22	16:50	BA	463724
1,1-Dichloroethene	ETO15	400.0	330	790	ND	ND		02/18/22	16:50	BA	463724
Freon 113	ETO15	400.0	410	1500	42000	5,483.03		02/18/22	16:50	BA	463724
Carbon Disulfide	ETO15	400.0	150	620	ND	ND		02/18/22	16:50	BA	463724
2-Propanol (Isopropyl Alcohol)	ETO15	400.0	510	4900	ND	ND		02/18/22	16:50	BA	463724
Methylene Chloride	ETO15	400.0	280	4200	ND	ND		02/18/22	16:50	BA	463724
Acetone	ETO15	400.0	160	4800	ND	ND		02/18/22	16:50	BA	463724
trans-1,2-Dichloroethene	ETO15	400.0	190	790	ND	ND		02/18/22	16:50	BA	463724
Hexane	ETO15	400.0	190	700	ND	ND		02/18/22	16:50	BA	463724
MTBE	ETO15	400.0	180	720	ND	ND		02/18/22	16:50	BA	463724
tert-Butanol	ETO15	400.0	250	610	ND	ND		02/18/22	16:50	BA	463724
Diisopropyl ether (DIPE)	ETO15	400.0	290	840	ND	ND		02/18/22	16:50	BA	463724
1,1-Dichloroethane	ETO15	400.0	220	810	ND	ND		02/18/22	16:50	BA	463724
ETBE	ETO15	400.0	130	840	ND	ND		02/18/22	16:50	BA	463724
cis-1,2-Dichloroethene	ETO15	400.0	330	790	ND	ND		02/18/22	16:50	BA	463724
Chloroform	ETO15	400.0	390	980	ND	ND		02/18/22	16:50	BA	463724
Vinyl Acetate	ETO15	400.0	300	700	ND	ND		02/18/22	16:50	BA	463724
Carbon Tetrachloride	ETO15	400.0	440	1300	ND	ND		02/18/22	16:50	BA	463724
1,1,1-Trichloroethane	ETO15	400.0	320	1100	ND	ND		02/18/22	16:50	BA	463724
2-Butanone (MEK)	ETO15	400.0	160	590	ND	ND		02/18/22	16:50	BA	463724
Ethyl Acetate	ETO15	400.0	190	720	ND	ND		02/18/22	16:50	BA	463724

Torrent LABORATORY, INC.

SAMPLE RESULTS

Report prepared for: Peter Sims
Farallon Consulting

Date/Time Received: 02/14/22, 12:10 pm
Date Reported: 02/23/22

Client Sample ID:	SV-3-5.0	**Lab Sample ID:**	2202156-005A
Project Name/Location:	1055 Commercial Court	**Sample Matrix:**	Soil Vapor
Project Number:	1071-047		
Date/Time Sampled:	02/14/22 / 8:59	**Certified Clean WO # :**	
Canister/Tube ID:	8475	**Received PSI :**	11.0
Collection Volume (L):		**Corrected PSI :**	
SDG:			

Prep Method:	TO15-P	**Prep Batch Date/Time:**	2/18/22 1:00:00PM
Prep Batch ID:	1139339	**Prep Analyst:**	BALI

Parameters:	Analysis Method	DF	MDL ug/m3	PQL ug/m3	Results ug/m3	Results ppbv	Q	Analyzed	Time	By	Analytical Batch
Tetrahydrofuran	ETO15	400.0	180	590	ND	ND		02/18/22	16:50	BA	463724
Benzene	ETO15	400.0	170	640	ND	ND		02/18/22	16:50	BA	463724
TAME	ETO15	400.0	270	840	ND	ND		02/18/22	16:50	BA	463724
1,2-Dichloroethane (EDC)	ETO15	400.0	170	810	ND	ND		02/18/22	16:50	BA	463724
Trichloroethylene	ETO15	400.0	320	1100	ND	ND		02/18/22	16:50	BA	463724
1,2-Dichloropropane	ETO15	400.0	300	920	ND	ND		02/18/22	16:50	BA	463724
Bromodichloromethane	ETO15	400.0	300	1300	ND	ND		02/18/22	16:50	BA	463724
1,4-Dioxane	ETO15	400.0	720	1400	ND	ND		02/18/22	16:50	BA	463724
trans-1,3-Dichloropropene	ETO15	400.0	420	910	ND	ND		02/18/22	16:50	BA	463724
Toluene	ETO15	400.0	300	750	ND	ND		02/18/22	16:50	BA	463724
4-Methyl-2-Pentanone (MIBK)	ETO15	400.0	300	820	ND	ND		02/18/22	16:50	BA	463724
cis-1,3-Dichloropropene	ETO15	400.0	170	910	ND	ND		02/18/22	16:50	BA	463724
Tetrachloroethylene	ETO15	400.0	580	1400	ND	ND		02/18/22	16:50	BA	463724
1,1,2-Trichloroethane	ETO15	400.0	230	1100	ND	ND		02/18/22	16:50	BA	463724
Dibromochloromethane	ETO15	400.0	450	1700	ND	ND		02/18/22	16:50	BA	463724
1,2-Dibromoethane (EDB)	ETO15	400.0	290	1500	ND	ND		02/18/22	16:50	BA	463724
2-Hexanone	ETO15	400.0	260	820	ND	ND		02/18/22	16:50	BA	463724
Ethyl Benzene	ETO15	400.0	250	870	ND	ND		02/18/22	16:50	BA	463724
Chlorobenzene	ETO15	400.0	240	920	ND	ND		02/18/22	16:50	BA	463724
1,1,1,2-Tetrachloroethane	ETO15	400.0	340	1400	ND	ND		02/18/22	16:50	BA	463724
m,p-Xylene	ETO15	400.0	390	870	ND	ND		02/18/22	16:50	BA	463724
o-Xylene	ETO15	400.0	120	870	ND	ND		02/18/22	16:50	BA	463724
Styrene	ETO15	400.0	190	850	ND	ND		02/18/22	16:50	BA	463724
Bromoform	ETO15	400.0	520	2100	ND	ND		02/18/22	16:50	BA	463724
1,1,2,2-Tetrachloroethane	ETO15	400.0	330	1400	ND	ND		02/18/22	16:50	BA	463724
4-Ethyl Toluene	ETO15	400.0	220	980	ND	ND		02/18/22	16:50	BA	463724
1,3,5-Trimethylbenzene	ETO15	400.0	120	980	ND	ND		02/18/22	16:50	BA	463724
1,2,4-Trimethylbenzene	ETO15	400.0	240	980	ND	ND		02/18/22	16:50	BA	463724
1,4-Dichlorobenzene	ETO15	400.0	300	1200	ND	ND		02/18/22	16:50	BA	463724
1,3-Dichlorobenzene	ETO15	400.0	530	1200	ND	ND		02/18/22	16:50	BA	463724
1,2-Dichlorobenzene	ETO15	400.0	430	1200	ND	ND		02/18/22	16:50	BA	463724
Hexachlorobutadiene	ETO15	400.0	740	2100	ND	ND		02/18/22	16:50	BA	463724
1,2,4-Trichlorobenzene	ETO15	400.0	860	1500	ND	ND		02/18/22	16:50	BA	463724
Naphthalene	ETO15	400.0	510	1000	ND	ND		02/18/22	16:50	BA	463724
(S) 4-Bromofluorobenzene	ETO15	400.0	50	150	100 %			02/18/22	16:50	BA	463724

Torrent LABORATORY, INC.

SAMPLE RESULTS

Report prepared for: Peter Sims
Farallon Consulting

Date/Time Received: 02/14/22, 12:10 pm
Date Reported: 02/23/22

Client Sample ID:	SV-4-5.0	**Lab Sample ID:**	2202156-006A
Project Name/Location:	1055 Commercial Court	**Sample Matrix:**	Soil Vapor
Project Number:	1071-047		
Date/Time Sampled:	02/14/22 / 8:14	**Certified Clean WO # :**	
Canister/Tube ID:	N3952	**Received PSI :**	13.2
Collection Volume (L):		**Corrected PSI :**	
SDG:			

Prep Method: FG-P
Prep Batch ID: 1139351
Prep Batch Date/Time: 2/20/22 9:40:00AM
Prep Analyst: BALI

Parameters:	Analysis Method	DF	MDL %	PQL %	Results %	Results ppbv	Q	Analyzed	Time	By	Analytical Batch
Methane	D1946	3.20	0.0075	0.016	ND			02/20/22	13:19	BA	463738

Prep Method: TO15-P
Prep Batch ID: 1139339
Prep Batch Date/Time: 2/18/22 1:00:00PM
Prep Analyst: BALI

Parameters:	Analysis Method	DF	MDL ug/m3	PQL ug/m3	Results ug/m3	Results ppbv	Q	Analyzed	Time	By	Analytical Batch
Dichlorodifluoromethane	ETO15	60.00	94	150	ND	ND		02/18/22	16:25	BA	463724
1,1-Difluoroethane	ETO15	60.00	21	810	ND	ND		02/18/22	16:25	BA	463724
1,2-Dichlorotetrafluoroethane	ETO15	60.00	84	210	ND	ND		02/18/22	16:25	BA	463724
Chloromethane	ETO15	60.00	120	250	ND	ND		02/18/22	16:25	BA	463724
Vinyl Chloride	ETO15	60.00	14	77	ND	ND		02/18/22	16:25	BA	463724
1,3-Butadiene	ETO15	60.00	20	66	ND	ND		02/18/22	16:25	BA	463724
Bromomethane	ETO15	60.00	39	120	ND	ND		02/18/22	16:25	BA	463724
Chloroethane	ETO15	60.00	49	79	ND	ND		02/18/22	16:25	BA	463724
Trichlorofluoromethane	ETO15	60.00	33	170	ND	ND		02/18/22	16:25	BA	463724
1,1-Dichloroethene	ETO15	60.00	50	120	ND	ND		02/18/22	16:25	BA	463724
Freon 113	ETO15	60.00	61	230	ND	ND		02/18/22	16:25	BA	463724
Carbon Disulfide	ETO15	60.00	22	93	ND	ND		02/18/22	16:25	BA	463724
2-Propanol (Isopropyl Alcohol)	ETO15	60.00	77	740	ND	ND		02/18/22	16:25	BA	463724
Methylene Chloride	ETO15	60.00	42	620	ND	ND		02/18/22	16:25	BA	463724
Acetone	ETO15	60.00	24	710	ND	ND		02/18/22	16:25	BA	463724
trans-1,2-Dichloroethene	ETO15	60.00	29	120	ND	ND		02/18/22	16:25	BA	463724
Hexane	ETO15	60.00	28	110	ND	ND		02/18/22	16:25	BA	463724
MTBE	ETO15	60.00	27	110	ND	ND		02/18/22	16:25	BA	463724
tert-Butanol	ETO15	60.00	37	91	ND	ND		02/18/22	16:25	BA	463724
Diisopropyl ether (DIPE)	ETO15	60.00	44	130	ND	ND		02/18/22	16:25	BA	463724
1,1-Dichloroethane	ETO15	60.00	33	120	ND	ND		02/18/22	16:25	BA	463724
ETBE	ETO15	60.00	20	130	ND	ND		02/18/22	16:25	BA	463724
cis-1,2-Dichloroethene	ETO15	60.00	50	120	ND	ND		02/18/22	16:25	BA	463724
Chloroform	ETO15	60.00	58	150	ND	ND		02/18/22	16:25	BA	463724
Vinyl Acetate	ETO15	60.00	45	110	ND	ND		02/18/22	16:25	BA	463724
Carbon Tetrachloride	ETO15	60.00	66	190	ND	ND		02/18/22	16:25	BA	463724
1,1,1-Trichloroethane	ETO15	60.00	48	160	ND	ND		02/18/22	16:25	BA	463724
2-Butanone (MEK)	ETO15	60.00	23	89	ND	ND		02/18/22	16:25	BA	463724
Ethyl Acetate	ETO15	60.00	29	110	ND	ND		02/18/22	16:25	BA	463724

Torrent LABORATORY, INC.

SAMPLE RESULTS

Report prepared for: Peter Sims
Farallon Consulting

Date/Time Received: 02/14/22, 12:10 pm
Date Reported: 02/23/22

Client Sample ID:	SV-4-5.0	**Lab Sample ID:**	2202156-006A
Project Name/Location:	1055 Commercial Court	**Sample Matrix:**	Soil Vapor
Project Number:	1071-047		
Date/Time Sampled:	02/14/22 / 8:14	**Certified Clean WO # :**	
Canister/Tube ID:	N3952	**Received PSI :**	13.2
Collection Volume (L):		**Corrected PSI :**	
SDG:			

Prep Method:	TO15-P	**Prep Batch Date/Time:**	2/18/22 1:00:00PM
Prep Batch ID:	1139339	**Prep Analyst:**	BALI

Parameters:	Analysis Method	DF	MDL ug/m3	PQL ug/m3	Results ug/m3	Results ppbv	Q	Analyzed	Time	By	Analytical Batch
Tetrahydrofuran	ETO15	60.00	27	89	ND	ND		02/18/22	16:25	BA	463724
Benzene	ETO15	60.00	26	96	ND	ND		02/18/22	16:25	BA	463724
TAME	ETO15	60.00	40	130	ND	ND		02/18/22	16:25	BA	463724
1,2-Dichloroethane (EDC)	ETO15	60.00	25	120	ND	ND		02/18/22	16:25	BA	463724
Trichloroethylene	ETO15	60.00	48	160	ND	ND		02/18/22	16:25	BA	463724
1,2-Dichloropropane	ETO15	60.00	46	140	ND	ND		02/18/22	16:25	BA	463724
Bromodichloromethane	ETO15	60.00	45	200	ND	ND		02/18/22	16:25	BA	463724
1,4-Dioxane	ETO15	60.00	110	220	ND	ND		02/18/22	16:25	BA	463724
trans-1,3-Dichloropropene	ETO15	60.00	64	140	ND	ND		02/18/22	16:25	BA	463724
Toluene	ETO15	60.00	45	110	ND	ND		02/18/22	16:25	BA	463724
4-Methyl-2-Pentanone (MIBK)	ETO15	60.00	45	120	ND	ND		02/18/22	16:25	BA	463724
cis-1,3-Dichloropropene	ETO15	60.00	25	140	ND	ND		02/18/22	16:25	BA	463724
Tetrachloroethylene	ETO15	60.00	87	200	ND	ND		02/18/22	16:25	BA	463724
1,1,2-Trichloroethane	ETO15	60.00	35	160	ND	ND		02/18/22	16:25	BA	463724
Dibromochloromethane	ETO15	60.00	67	260	ND	ND		02/18/22	16:25	BA	463724
1,2-Dibromoethane (EDB)	ETO15	60.00	44	230	ND	ND		02/18/22	16:25	BA	463724
2-Hexanone	ETO15	60.00	39	120	ND	ND		02/18/22	16:25	BA	463724
Ethyl Benzene	ETO15	60.00	38	130	ND	ND		02/18/22	16:25	BA	463724
Chlorobenzene	ETO15	60.00	36	140	ND	ND		02/18/22	16:25	BA	463724
1,1,1,2-Tetrachloroethane	ETO15	60.00	50	210	ND	ND		02/18/22	16:25	BA	463724
m,p-Xylene	ETO15	60.00	59	130	ND	ND		02/18/22	16:25	BA	463724
o-Xylene	ETO15	60.00	18	130	ND	ND		02/18/22	16:25	BA	463724
Styrene	ETO15	60.00	28	130	ND	ND		02/18/22	16:25	BA	463724
Bromoform	ETO15	60.00	78	310	ND	ND		02/18/22	16:25	BA	463724
1,1,2,2-Tetrachloroethane	ETO15	60.00	49	210	ND	ND		02/18/22	16:25	BA	463724
4-Ethyl Toluene	ETO15	60.00	33	150	ND	ND		02/18/22	16:25	BA	463724
1,3,5-Trimethylbenzene	ETO15	60.00	18	150	ND	ND		02/18/22	16:25	BA	463724
1,2,4-Trimethylbenzene	ETO15	60.00	36	150	ND	ND		02/18/22	16:25	BA	463724
1,4-Dichlorobenzene	ETO15	60.00	45	180	ND	ND		02/18/22	16:25	BA	463724
1,3-Dichlorobenzene	ETO15	60.00	80	180	ND	ND		02/18/22	16:25	BA	463724
1,2-Dichlorobenzene	ETO15	60.00	64	180	ND	ND		02/18/22	16:25	BA	463724
Hexachlorobutadiene	ETO15	60.00	110	320	ND	ND		02/18/22	16:25	BA	463724
1,2,4-Trichlorobenzene	ETO15	60.00	130	220	ND	ND		02/18/22	16:25	BA	463724
Naphthalene	ETO15	60.00	76	160	ND	ND		02/18/22	16:25	BA	463724
(S) 4-Bromofluorobenzene	ETO15	60.00	50	150	100 %			02/18/22	16:25	BA	463724

NOTE: The reporting limits were raised due to the high concentration of non-target heavy end compounds .

Torrent LABORATORY, INC.

SAMPLE RESULTS

Report prepared for: Peter Sims
Farallon Consulting

Date/Time Received: 02/14/22, 12:10 pm
Date Reported: 02/23/22

Client Sample ID:	SV-4-8.0	**Lab Sample ID:**	2202156-007A
Project Name/Location:	1055 Commercial Court	**Sample Matrix:**	Soil Vapor
Project Number:	1071-047		
Date/Time Sampled:	02/14/22 / 8:07	**Certified Clean WO # :**	
Canister/Tube ID:	8244	**Received PSI :**	1.4
Collection Volume (L):		**Corrected PSI :**	
SDG:			

Prep Method: FG-P
Prep Batch ID: 1139351
Prep Batch Date/Time: 2/20/22 9:40:00AM
Prep Analyst: BALI

Parameters:	Analysis Method	DF	MDL %	PQL %	Results %	Results ppbv	Q	Analyzed	Time	By	Analytical Batch
Methane	D1946	31.00	0.073	0.16	0.38			02/20/22	13:46	BA	463738

Prep Method: TO15-P
Prep Batch ID: 1139339
Prep Batch Date/Time: 2/18/22 1:00:00PM
Prep Analyst: BALI

Parameters:	Analysis Method	DF	MDL ug/m3	PQL ug/m3	Results ug/m3	Results ppbv	Q	Analyzed	Time	By	Analytical Batch
Dichlorodifluoromethane	ETO15	165.0	260	410	ND	ND		02/18/22	20:10	BA	463724
1,1-Difluoroethane	ETO15	165.0	57	2200	42000	15,555.56		02/18/22	20:10	BA	463724
1,2-Dichlorotetrafluoroethane	ETO15	165.0	230	580	ND	ND		02/18/22	20:10	BA	463724
Chloromethane	ETO15	165.0	340	680	ND	ND		02/18/22	20:10	BA	463724
Vinyl Chloride	ETO15	165.0	37	210	ND	ND		02/18/22	20:10	BA	463724
1,3-Butadiene	ETO15	165.0	56	180	ND	ND		02/18/22	20:10	BA	463724
Bromomethane	ETO15	165.0	110	320	ND	ND		02/18/22	20:10	BA	463724
Chloroethane	ETO15	165.0	130	220	ND	ND		02/18/22	20:10	BA	463724
Trichlorofluoromethane	ETO15	165.0	92	460	ND	ND		02/18/22	20:10	BA	463724
1,1-Dichloroethene	ETO15	165.0	140	330	ND	ND		02/18/22	20:10	BA	463724
Freon 113	ETO15	165.0	170	630	ND	ND		02/18/22	20:10	BA	463724
Carbon Disulfide	ETO15	165.0	62	260	ND	ND		02/18/22	20:10	BA	463724
2-Propanol (Isopropyl Alcohol)	ETO15	165.0	210	2000	ND	ND		02/18/22	20:10	BA	463724
Methylene Chloride	ETO15	165.0	120	1700	ND	ND		02/18/22	20:10	BA	463724
Acetone	ETO15	165.0	65	2000	ND	ND		02/18/22	20:10	BA	463724
trans-1,2-Dichloroethene	ETO15	165.0	78	330	ND	ND		02/18/22	20:10	BA	463724
Hexane	ETO15	165.0	77	290	ND	ND		02/18/22	20:10	BA	463724
MTBE	ETO15	165.0	73	300	ND	ND		02/18/22	20:10	BA	463724
tert-Butanol	ETO15	165.0	100	250	ND	ND		02/18/22	20:10	BA	463724
Diisopropyl ether (DIPE)	ETO15	165.0	120	340	ND	ND		02/18/22	20:10	BA	463724
1,1-Dichloroethane	ETO15	165.0	90	330	ND	ND		02/18/22	20:10	BA	463724
ETBE	ETO15	165.0	54	340	ND	ND		02/18/22	20:10	BA	463724
cis-1,2-Dichloroethene	ETO15	165.0	140	330	ND	ND		02/18/22	20:10	BA	463724
Chloroform	ETO15	165.0	160	400	ND	ND		02/18/22	20:10	BA	463724
Vinyl Acetate	ETO15	165.0	120	290	ND	ND		02/18/22	20:10	BA	463724
Carbon Tetrachloride	ETO15	165.0	180	520	ND	ND		02/18/22	20:10	BA	463724
1,1,1-Trichloroethane	ETO15	165.0	130	450	ND	ND		02/18/22	20:10	BA	463724
2-Butanone (MEK)	ETO15	165.0	64	240	ND	ND		02/18/22	20:10	BA	463724
Ethyl Acetate	ETO15	165.0	78	300	ND	ND		02/18/22	20:10	BA	463724

Torrent LABORATORY, INC.

SAMPLE RESULTS

Report prepared for: Peter Sims
Farallon Consulting

Date/Time Received: 02/14/22, 12:10 pm
Date Reported: 02/23/22

Client Sample ID:	SV-4-8.0	**Lab Sample ID:**	2202156-007A
Project Name/Location:	1055 Commercial Court	**Sample Matrix:**	Soil Vapor
Project Number:	1071-047		
Date/Time Sampled:	02/14/22 / 8:07	**Certified Clean WO # :**	
Canister/Tube ID:	8244	**Received PSI :**	1.4
Collection Volume (L):		**Corrected PSI :**	
SDG:			

Prep Method:	TO15-P	**Prep Batch Date/Time:**	2/18/22 1:00:00PM
Prep Batch ID:	1139339	**Prep Analyst:**	BALI

Parameters:	Analysis Method	DF	MDL ug/m3	PQL ug/m3	Results ug/m3	Results ppbv	Q	Analyzed	Time	By	Analytical Batch
Tetrahydrofuran	ETO15	165.0	74	240	ND	ND		02/18/22	20:10	BA	463724
Benzene	ETO15	165.0	72	260	ND	ND		02/18/22	20:10	BA	463724
TAME	ETO15	165.0	110	340	ND	ND		02/18/22	20:10	BA	463724
1,2-Dichloroethane (EDC)	ETO15	165.0	70	330	ND	ND		02/18/22	20:10	BA	463724
Trichloroethylene	ETO15	165.0	130	440	ND	ND		02/18/22	20:10	BA	463724
1,2-Dichloropropane	ETO15	165.0	130	380	ND	ND		02/18/22	20:10	BA	463724
Bromodichloromethane	ETO15	165.0	120	550	ND	ND		02/18/22	20:10	BA	463724
1,4-Dioxane	ETO15	165.0	300	590	ND	ND		02/18/22	20:10	BA	463724
trans-1,3-Dichloropropene	ETO15	165.0	180	370	ND	ND		02/18/22	20:10	BA	463724
Toluene	ETO15	165.0	120	310	ND	ND		02/18/22	20:10	BA	463724
4-Methyl-2-Pentanone (MIBK)	ETO15	165.0	120	340	ND	ND		02/18/22	20:10	BA	463724
cis-1,3-Dichloropropene	ETO15	165.0	70	370	ND	ND		02/18/22	20:10	BA	463724
Tetrachloroethylene	ETO15	165.0	240	560	ND	ND		02/18/22	20:10	BA	463724
1,1,2-Trichloroethane	ETO15	165.0	96	450	ND	ND		02/18/22	20:10	BA	463724
Dibromochloromethane	ETO15	165.0	180	700	ND	ND		02/18/22	20:10	BA	463724
1,2-Dibromoethane (EDB)	ETO15	165.0	120	630	ND	ND		02/18/22	20:10	BA	463724
2-Hexanone	ETO15	165.0	110	340	ND	ND		02/18/22	20:10	BA	463724
Ethyl Benzene	ETO15	165.0	100	360	ND	ND		02/18/22	20:10	BA	463724
Chlorobenzene	ETO15	165.0	99	380	ND	ND		02/18/22	20:10	BA	463724
1,1,1,2-Tetrachloroethane	ETO15	165.0	140	570	ND	ND		02/18/22	20:10	BA	463724
m,p-Xylene	ETO15	165.0	160	360	ND	ND		02/18/22	20:10	BA	463724
o-Xylene	ETO15	165.0	50	360	ND	ND		02/18/22	20:10	BA	463724
Styrene	ETO15	165.0	77	350	ND	ND		02/18/22	20:10	BA	463724
Bromoform	ETO15	165.0	210	850	ND	ND		02/18/22	20:10	BA	463724
1,1,2,2-Tetrachloroethane	ETO15	165.0	130	570	ND	ND		02/18/22	20:10	BA	463724
4-Ethyl Toluene	ETO15	165.0	90	410	ND	ND		02/18/22	20:10	BA	463724
1,3,5-Trimethylbenzene	ETO15	165.0	50	410	ND	ND		02/18/22	20:10	BA	463724
1,2,4-Trimethylbenzene	ETO15	165.0	98	410	ND	ND		02/18/22	20:10	BA	463724
1,4-Dichlorobenzene	ETO15	165.0	120	500	ND	ND		02/18/22	20:10	BA	463724
1,3-Dichlorobenzene	ETO15	165.0	220	500	ND	ND		02/18/22	20:10	BA	463724
1,2-Dichlorobenzene	ETO15	165.0	180	500	ND	ND		02/18/22	20:10	BA	463724
Hexachlorobutadiene	ETO15	165.0	310	880	ND	ND		02/18/22	20:10	BA	463724
1,2,4-Trichlorobenzene	ETO15	165.0	360	610	ND	ND		02/18/22	20:10	BA	463724
Naphthalene	ETO15	165.0	210	430	ND	ND		02/18/22	20:10	BA	463724
(S) 4-Bromofluorobenzene	ETO15	165.0	50	150	100 %			02/18/22	20:10	BA	463724

Torrent LABORATORY, INC.

SAMPLE RESULTS

Report prepared for: Peter Sims
Farallon Consulting

Date/Time Received: 02/14/22, 12:10 pm
Date Reported: 02/23/22

Client Sample ID:	SV-5-5.0	**Lab Sample ID:**	2202156-008A
Project Name/Location:	1055 Commercial Court	**Sample Matrix:**	Soil Vapor
Project Number:	1071-047		
Date/Time Sampled:	02/14/22 / 10:19	**Certified Clean WO # :**	
Canister/Tube ID:	N3974	**Received PSI :**	13.5
Collection Volume (L):		**Corrected PSI :**	
SDG:			

Prep Method:	FG-P	**Prep Batch Date/Time:**	2/20/22 9:40:00AM
Prep Batch ID:	1139351	**Prep Analyst:**	BALI

Parameters:	Analysis Method	DF	MDL %	PQL %	Results %	Results ppbv	Q	Analyzed	Time	By	Analytical Batch
Methane	D1946	3.30	0.0077	0.017	20			02/20/22	14:13	BA	463738

Prep Method:	TO15-P	**Prep Batch Date/Time:**	2/18/22 1:00:00PM
Prep Batch ID:	1139339	**Prep Analyst:**	BALI

Parameters:	Analysis Method	DF	MDL ug/m3	PQL ug/m3	Results ug/m3	Results ppbv	Q	Analyzed	Time	By	Analytical Batch
Dichlorodifluoromethane	ETO15	60.00	94	150	ND	ND		02/18/22	17:42	BA	463724
1,1-Difluoroethane	ETO15	60.00	21	810	ND	ND		02/18/22	17:42	BA	463724
1,2-Dichlorotetrafluoroethane	ETO15	60.00	84	210	ND	ND		02/18/22	17:42	BA	463724
Chloromethane	ETO15	60.00	120	250	ND	ND		02/18/22	17:42	BA	463724
Vinyl Chloride	ETO15	60.00	14	77	ND	ND		02/18/22	17:42	BA	463724
1,3-Butadiene	ETO15	60.00	20	66	ND	ND		02/18/22	17:42	BA	463724
Bromomethane	ETO15	60.00	39	120	ND	ND		02/18/22	17:42	BA	463724
Chloroethane	ETO15	60.00	49	79	ND	ND		02/18/22	17:42	BA	463724
Trichlorofluoromethane	ETO15	60.00	33	170	ND	ND		02/18/22	17:42	BA	463724
1,1-Dichloroethene	ETO15	60.00	50	120	ND	ND		02/18/22	17:42	BA	463724
Freon 113	ETO15	60.00	61	230	ND	ND		02/18/22	17:42	BA	463724
Carbon Disulfide	ETO15	60.00	22	93	ND	ND		02/18/22	17:42	BA	463724
2-Propanol (Isopropyl Alcohol)	ETO15	60.00	77	740	ND	ND		02/18/22	17:42	BA	463724
Methylene Chloride	ETO15	60.00	42	620	ND	ND		02/18/22	17:42	BA	463724
Acetone	ETO15	60.00	24	710	ND	ND		02/18/22	17:42	BA	463724
trans-1,2-Dichloroethene	ETO15	60.00	29	120	ND	ND		02/18/22	17:42	BA	463724
Hexane	ETO15	60.00	28	110	220	62.50		02/18/22	17:42	BA	463724
MTBE	ETO15	60.00	27	110	ND	ND		02/18/22	17:42	BA	463724
tert-Butanol	ETO15	60.00	37	91	ND	ND		02/18/22	17:42	BA	463724
Diisopropyl ether (DIPE)	ETO15	60.00	44	130	ND	ND		02/18/22	17:42	BA	463724
1,1-Dichloroethane	ETO15	60.00	33	120	ND	ND		02/18/22	17:42	BA	463724
ETBE	ETO15	60.00	20	130	ND	ND		02/18/22	17:42	BA	463724
cis-1,2-Dichloroethene	ETO15	60.00	50	120	ND	ND		02/18/22	17:42	BA	463724
Chloroform	ETO15	60.00	58	150	ND	ND		02/18/22	17:42	BA	463724
Vinyl Acetate	ETO15	60.00	45	110	ND	ND		02/18/22	17:42	BA	463724
Carbon Tetrachloride	ETO15	60.00	66	190	ND	ND		02/18/22	17:42	BA	463724
1,1,1-Trichloroethane	ETO15	60.00	48	160	ND	ND		02/18/22	17:42	BA	463724
2-Butanone (MEK)	ETO15	60.00	23	89	ND	ND		02/18/22	17:42	BA	463724
Ethyl Acetate	ETO15	60.00	29	110	ND	ND		02/18/22	17:42	BA	463724

Torrent LABORATORY, INC.

SAMPLE RESULTS

Report prepared for: Peter Sims
Farallon Consulting

Date/Time Received: 02/14/22, 12:10 pm
Date Reported: 02/23/22

Client Sample ID:	SV-5-5.0	**Lab Sample ID:**	2202156-008A
Project Name/Location:	1055 Commercial Court	**Sample Matrix:**	Soil Vapor
Project Number:	1071-047		
Date/Time Sampled:	02/14/22 / 10:19	**Certified Clean WO # :**	
Canister/Tube ID:	N3974	**Received PSI :**	13.5
Collection Volume (L):		**Corrected PSI :**	
SDG:			

Prep Method:	TO15-P	**Prep Batch Date/Time:**	2/18/22 1:00:00PM
Prep Batch ID:	1139339	**Prep Analyst:**	BALI

Parameters:	Analysis Method	DF	MDL ug/m3	PQL ug/m3	Results ug/m3	Results ppbv	Q	Analyzed	Time	By	Analytical Batch
Tetrahydrofuran	ETO15	60.00	27	89	ND	ND		02/18/22	17:42	BA	463724
Benzene	ETO15	60.00	26	96	ND	ND		02/18/22	17:42	BA	463724
TAME	ETO15	60.00	40	130	ND	ND		02/18/22	17:42	BA	463724
1,2-Dichloroethane (EDC)	ETO15	60.00	25	120	ND	ND		02/18/22	17:42	BA	463724
Trichloroethylene	ETO15	60.00	48	160	ND	ND		02/18/22	17:42	BA	463724
1,2-Dichloropropane	ETO15	60.00	46	140	ND	ND		02/18/22	17:42	BA	463724
Bromodichloromethane	ETO15	60.00	45	200	ND	ND		02/18/22	17:42	BA	463724
1,4-Dioxane	ETO15	60.00	110	220	ND	ND		02/18/22	17:42	BA	463724
trans-1,3-Dichloropropene	ETO15	60.00	64	140	ND	ND		02/18/22	17:42	BA	463724
Toluene	ETO15	60.00	45	110	ND	ND		02/18/22	17:42	BA	463724
4-Methyl-2-Pentanone (MIBK)	ETO15	60.00	45	120	ND	ND		02/18/22	17:42	BA	463724
cis-1,3-Dichloropropene	ETO15	60.00	25	140	ND	ND		02/18/22	17:42	BA	463724
Tetrachloroethylene	ETO15	60.00	87	200	ND	ND		02/18/22	17:42	BA	463724
1,1,2-Trichloroethane	ETO15	60.00	35	160	ND	ND		02/18/22	17:42	BA	463724
Dibromochloromethane	ETO15	60.00	67	260	ND	ND		02/18/22	17:42	BA	463724
1,2-Dibromoethane (EDB)	ETO15	60.00	44	230	ND	ND		02/18/22	17:42	BA	463724
2-Hexanone	ETO15	60.00	39	120	ND	ND		02/18/22	17:42	BA	463724
Ethyl Benzene	ETO15	60.00	38	130	ND	ND		02/18/22	17:42	BA	463724
Chlorobenzene	ETO15	60.00	36	140	ND	ND		02/18/22	17:42	BA	463724
1,1,1,2-Tetrachloroethane	ETO15	60.00	50	210	ND	ND		02/18/22	17:42	BA	463724
m,p-Xylene	ETO15	60.00	59	130	ND	ND		02/18/22	17:42	BA	463724
o-Xylene	ETO15	60.00	18	130	ND	ND		02/18/22	17:42	BA	463724
Styrene	ETO15	60.00	28	130	ND	ND		02/18/22	17:42	BA	463724
Bromoform	ETO15	60.00	78	310	ND	ND		02/18/22	17:42	BA	463724
1,1,2,2-Tetrachloroethane	ETO15	60.00	49	210	ND	ND		02/18/22	17:42	BA	463724
4-Ethyl Toluene	ETO15	60.00	33	150	ND	ND		02/18/22	17:42	BA	463724
1,3,5-Trimethylbenzene	ETO15	60.00	18	150	ND	ND		02/18/22	17:42	BA	463724
1,2,4-Trimethylbenzene	ETO15	60.00	36	150	ND	ND		02/18/22	17:42	BA	463724
1,4-Dichlorobenzene	ETO15	60.00	45	180	ND	ND		02/18/22	17:42	BA	463724
1,3-Dichlorobenzene	ETO15	60.00	80	180	ND	ND		02/18/22	17:42	BA	463724
1,2-Dichlorobenzene	ETO15	60.00	64	180	ND	ND		02/18/22	17:42	BA	463724
Hexachlorobutadiene	ETO15	60.00	110	320	ND	ND		02/18/22	17:42	BA	463724
1,2,4-Trichlorobenzene	ETO15	60.00	130	220	ND	ND		02/18/22	17:42	BA	463724
Naphthalene	ETO15	60.00	76	160	ND	ND		02/18/22	17:42	BA	463724
(S) 4-Bromofluorobenzene	ETO15	60.00	50	150	180 %		S	02/18/22	17:42	BA	463724

NOTE: S - High surrogate recovery due to the presence of heavy end hydrocarbons.

Torrent LABORATORY, INC.

SAMPLE RESULTS

Report prepared for: Peter Sims
Farallon Consulting

Date/Time Received: 02/14/22, 12:10 pm
Date Reported: 02/23/22

Client Sample ID:	SV-5-10.0	**Lab Sample ID:**	2202156-009A
Project Name/Location:	1055 Commercial Court	**Sample Matrix:**	Soil Vapor
Project Number:	1071-047		
Date/Time Sampled:	02/14/22 / 10:15	**Certified Clean WO # :**	
Canister/Tube ID:	R3555	**Received PSI :**	13.3
Collection Volume (L):		**Corrected PSI :**	
SDG:			

Prep Method:	FG-P	**Prep Batch Date/Time:**	2/20/22 9:40:00AM
Prep Batch ID:	1139351	**Prep Analyst:**	BALI

Parameters:	Analysis Method	DF	MDL %	PQL %	Results %	Results ppbv	Q	Analyzed	Time	By	Analytical Batch
Methane	D1946	3.40	0.0080	0.017	19			02/20/22	14:40	BA	463738

Prep Method:	TO15-P	**Prep Batch Date/Time:**	2/18/22 1:00:00PM
Prep Batch ID:	1139339	**Prep Analyst:**	BALI

Parameters:	Analysis Method	DF	MDL ug/m3	PQL ug/m3	Results ug/m3	Results ppbv	Q	Analyzed	Time	By	Analytical Batch
Dichlorodifluoromethane	ETO15	60.00	94	150	ND	ND		02/18/22	18:07	BA	463724
1,1-Difluoroethane	ETO15	60.00	21	810	890	329.63		02/18/22	18:07	BA	463724
1,2-Dichlorotetrafluoroethane	ETO15	60.00	84	210	ND	ND		02/18/22	18:07	BA	463724
Chloromethane	ETO15	60.00	120	250	ND	ND		02/18/22	18:07	BA	463724
Vinyl Chloride	ETO15	60.00	14	77	ND	ND		02/18/22	18:07	BA	463724
1,3-Butadiene	ETO15	60.00	20	66	ND	ND		02/18/22	18:07	BA	463724
Bromomethane	ETO15	60.00	39	120	ND	ND		02/18/22	18:07	BA	463724
Chloroethane	ETO15	60.00	49	79	ND	ND		02/18/22	18:07	BA	463724
Trichlorofluoromethane	ETO15	60.00	33	170	280	49.82		02/18/22	18:07	BA	463724
1,1-Dichloroethene	ETO15	60.00	50	120	ND	ND		02/18/22	18:07	BA	463724
Freon 113	ETO15	60.00	61	230	ND	ND		02/18/22	18:07	BA	463724
Carbon Disulfide	ETO15	60.00	22	93	ND	ND		02/18/22	18:07	BA	463724
2-Propanol (Isopropyl Alcohol)	ETO15	60.00	77	740	ND	ND		02/18/22	18:07	BA	463724
Methylene Chloride	ETO15	60.00	42	620	ND	ND		02/18/22	18:07	BA	463724
Acetone	ETO15	60.00	24	710	ND	ND		02/18/22	18:07	BA	463724
trans-1,2-Dichloroethene	ETO15	60.00	29	120	ND	ND		02/18/22	18:07	BA	463724
Hexane	ETO15	60.00	28	110	230	65.34		02/18/22	18:07	BA	463724
MTBE	ETO15	60.00	27	110	ND	ND		02/18/22	18:07	BA	463724
tert-Butanol	ETO15	60.00	37	91	ND	ND		02/18/22	18:07	BA	463724
Diisopropyl ether (DIPE)	ETO15	60.00	44	130	ND	ND		02/18/22	18:07	BA	463724
1,1-Dichloroethane	ETO15	60.00	33	120	ND	ND		02/18/22	18:07	BA	463724
ETBE	ETO15	60.00	20	130	ND	ND		02/18/22	18:07	BA	463724
cis-1,2-Dichloroethene	ETO15	60.00	50	120	ND	ND		02/18/22	18:07	BA	463724
Chloroform	ETO15	60.00	58	150	ND	ND		02/18/22	18:07	BA	463724
Vinyl Acetate	ETO15	60.00	45	110	ND	ND		02/18/22	18:07	BA	463724
Carbon Tetrachloride	ETO15	60.00	66	190	ND	ND		02/18/22	18:07	BA	463724
1,1,1-Trichloroethane	ETO15	60.00	48	160	ND	ND		02/18/22	18:07	BA	463724
2-Butanone (MEK)	ETO15	60.00	23	89	ND	ND		02/18/22	18:07	BA	463724
Ethyl Acetate	ETO15	60.00	29	110	ND	ND		02/18/22	18:07	BA	463724

Torrent LABORATORY, INC.

SAMPLE RESULTS

Report prepared for: Peter Sims
Farallon Consulting

Date/Time Received: 02/14/22, 12:10 pm
Date Reported: 02/23/22

Client Sample ID:	SV-5-10.0	**Lab Sample ID:**	2202156-009A
Project Name/Location:	1055 Commercial Court	**Sample Matrix:**	Soil Vapor
Project Number:	1071-047		
Date/Time Sampled:	02/14/22 / 10:15	**Certified Clean WO # :**	
Canister/Tube ID:	R3555	**Received PSI :**	13.3
Collection Volume (L):		**Corrected PSI :**	
SDG:			

Prep Method:	TO15-P	**Prep Batch Date/Time:**	2/18/22 1:00:00PM
Prep Batch ID:	1139339	**Prep Analyst:**	BALI

Parameters:	Analysis Method	DF	MDL ug/m3	PQL ug/m3	Results ug/m3	Results ppbv	Q	Analyzed	Time	By	Analytical Batch
Tetrahydrofuran	ETO15	60.00	27	89	ND	ND		02/18/22	18:07	BA	463724
Benzene	ETO15	60.00	26	96	ND	ND		02/18/22	18:07	BA	463724
TAME	ETO15	60.00	40	130	ND	ND		02/18/22	18:07	BA	463724
1,2-Dichloroethane (EDC)	ETO15	60.00	25	120	ND	ND		02/18/22	18:07	BA	463724
Trichloroethylene	ETO15	60.00	48	160	ND	ND		02/18/22	18:07	BA	463724
1,2-Dichloropropane	ETO15	60.00	46	140	ND	ND		02/18/22	18:07	BA	463724
Bromodichloromethane	ETO15	60.00	45	200	ND	ND		02/18/22	18:07	BA	463724
1,4-Dioxane	ETO15	60.00	110	220	ND	ND		02/18/22	18:07	BA	463724
trans-1,3-Dichloropropene	ETO15	60.00	64	140	ND	ND		02/18/22	18:07	BA	463724
Toluene	ETO15	60.00	45	110	ND	ND		02/18/22	18:07	BA	463724
4-Methyl-2-Pentanone (MIBK)	ETO15	60.00	45	120	120	29.27		02/18/22	18:07	BA	463724
cis-1,3-Dichloropropene	ETO15	60.00	25	140	ND	ND		02/18/22	18:07	BA	463724
Tetrachloroethylene	ETO15	60.00	87	200	ND	ND		02/18/22	18:07	BA	463724
1,1,2-Trichloroethane	ETO15	60.00	35	160	ND	ND		02/18/22	18:07	BA	463724
Dibromochloromethane	ETO15	60.00	67	260	ND	ND		02/18/22	18:07	BA	463724
1,2-Dibromoethane (EDB)	ETO15	60.00	44	230	ND	ND		02/18/22	18:07	BA	463724
2-Hexanone	ETO15	60.00	39	120	ND	ND		02/18/22	18:07	BA	463724
Ethyl Benzene	ETO15	60.00	38	130	ND	ND		02/18/22	18:07	BA	463724
Chlorobenzene	ETO15	60.00	36	140	ND	ND		02/18/22	18:07	BA	463724
1,1,1,2-Tetrachloroethane	ETO15	60.00	50	210	ND	ND		02/18/22	18:07	BA	463724
m,p-Xylene	ETO15	60.00	59	130	230	53.00		02/18/22	18:07	BA	463724
o-Xylene	ETO15	60.00	18	130	ND	ND		02/18/22	18:07	BA	463724
Styrene	ETO15	60.00	28	130	ND	ND		02/18/22	18:07	BA	463724
Bromoform	ETO15	60.00	78	310	ND	ND		02/18/22	18:07	BA	463724
1,1,2,2-Tetrachloroethane	ETO15	60.00	49	210	ND	ND		02/18/22	18:07	BA	463724
4-Ethyl Toluene	ETO15	60.00	33	150	ND	ND		02/18/22	18:07	BA	463724
1,3,5-Trimethylbenzene	ETO15	60.00	18	150	ND	ND		02/18/22	18:07	BA	463724
1,2,4-Trimethylbenzene	ETO15	60.00	36	150	ND	ND		02/18/22	18:07	BA	463724
1,4-Dichlorobenzene	ETO15	60.00	45	180	ND	ND		02/18/22	18:07	BA	463724
1,3-Dichlorobenzene	ETO15	60.00	80	180	ND	ND		02/18/22	18:07	BA	463724
1,2-Dichlorobenzene	ETO15	60.00	64	180	ND	ND		02/18/22	18:07	BA	463724
Hexachlorobutadiene	ETO15	60.00	110	320	ND	ND		02/18/22	18:07	BA	463724
1,2,4-Trichlorobenzene	ETO15	60.00	130	220	ND	ND		02/18/22	18:07	BA	463724
Naphthalene	ETO15	60.00	76	160	ND	ND		02/18/22	18:07	BA	463724
(S) 4-Bromofluorobenzene	ETO15	60.00	50	150	190 %		S	02/18/22	18:07	BA	463724

NOTE: S - High surrogate recovery due to the presence of heavy end hydrocarbons.

Torrent LABORATORY, INC.

SAMPLE RESULTS

Report prepared for: Peter Sims
Farallon Consulting

Date/Time Received: 02/14/22, 12:10 pm
Date Reported: 02/23/22

Client Sample ID:	SV-6-5.0	**Lab Sample ID:**	2202156-010A
Project Name/Location:	1055 Commercial Court	**Sample Matrix:**	Soil Vapor
Project Number:	1071-047		
Date/Time Sampled:	02/14/22 / 9:24	**Certified Clean WO # :**	
Canister/Tube ID:	8243	**Received PSI :**	13.2
Collection Volume (L):		**Corrected PSI :**	
SDG:			

Prep Method:	FG-P	**Prep Batch Date/Time:**	2/20/22 9:40:00AM
Prep Batch ID:	1139351	**Prep Analyst:**	BALI

Parameters:	Analysis Method	DF	MDL %	PQL %	Results %	Results ppbv	Q	Analyzed	Time	By	Analytical Batch
Methane	D1946	3.30	0.0077	0.017	22			02/20/22	15:06	BA	463738

Prep Method:	TO15-P	**Prep Batch Date/Time:**	2/18/22 1:00:00PM
Prep Batch ID:	1139339	**Prep Analyst:**	BALI

Parameters:	Analysis Method	DF	MDL ug/m3	PQL ug/m3	Results ug/m3	Results ppbv	Q	Analyzed	Time	By	Analytical Batch
Dichlorodifluoromethane	ETO15	10.00	16	25	ND	ND		02/18/22	18:33	BA	463724
1,1-Difluoroethane	ETO15	10.00	3.5	140	ND	ND		02/18/22	18:33	BA	463724
1,2-Dichlorotetrafluoroethane	ETO15	10.00	14	35	95	13.59		02/18/22	18:33	BA	463724
Chloromethane	ETO15	10.00	20	41	ND	ND		02/18/22	18:33	BA	463724
Vinyl Chloride	ETO15	10.00	2.3	13	50	19.53		02/18/22	18:33	BA	463724
1,3-Butadiene	ETO15	10.00	3.4	11	ND	ND		02/18/22	18:33	BA	463724
Bromomethane	ETO15	10.00	6.6	19	ND	ND		02/18/22	18:33	BA	463724
Chloroethane	ETO15	10.00	8.1	13	ND	ND		02/18/22	18:33	BA	463724
Trichlorofluoromethane	ETO15	10.00	5.6	28	ND	ND		02/18/22	18:33	BA	463724
1,1-Dichloroethene	ETO15	10.00	8.3	20	ND	ND		02/18/22	18:33	BA	463724
Freon 113	ETO15	10.00	10	38	ND	ND		02/18/22	18:33	BA	463724
Carbon Disulfide	ETO15	10.00	3.7	16	21	6.75		02/18/22	18:33	BA	463724
2-Propanol (Isopropyl Alcohol)	ETO15	10.00	13	120	ND	ND		02/18/22	18:33	BA	463724
Methylene Chloride	ETO15	10.00	7.0	100	ND	ND		02/18/22	18:33	BA	463724
Acetone	ETO15	10.00	4.0	120	ND	ND		02/18/22	18:33	BA	463724
trans-1,2-Dichloroethene	ETO15	10.00	4.8	20	ND	ND		02/18/22	18:33	BA	463724
Hexane	ETO15	10.00	4.6	18	290	82.39		02/18/22	18:33	BA	463724
MTBE	ETO15	10.00	4.4	18	ND	ND		02/18/22	18:33	BA	463724
tert-Butanol	ETO15	10.00	6.2	15	16	5.28		02/18/22	18:33	BA	463724
Diisopropyl ether (DIPE)	ETO15	10.00	7.4	21	ND	ND		02/18/22	18:33	BA	463724
1,1-Dichloroethane	ETO15	10.00	5.4	20	ND	ND		02/18/22	18:33	BA	463724
ETBE	ETO15	10.00	3.3	21	ND	ND		02/18/22	18:33	BA	463724
cis-1,2-Dichloroethene	ETO15	10.00	8.3	20	170	42.93		02/18/22	18:33	BA	463724
Chloroform	ETO15	10.00	9.7	24	57	11.68		02/18/22	18:33	BA	463724
Vinyl Acetate	ETO15	10.00	7.6	18	ND	ND		02/18/22	18:33	BA	463724
Carbon Tetrachloride	ETO15	10.00	11	31	ND	ND		02/18/22	18:33	BA	463724
1,1,1-Trichloroethane	ETO15	10.00	7.9	27	ND	ND		02/18/22	18:33	BA	463724
2-Butanone (MEK)	ETO15	10.00	3.9	15	ND	ND		02/18/22	18:33	BA	463724
Ethyl Acetate	ETO15	10.00	4.8	18	ND	ND		02/18/22	18:33	BA	463724

Torrent LABORATORY, INC.

SAMPLE RESULTS

Report prepared for: Peter Sims
Farallon Consulting

Date/Time Received: 02/14/22, 12:10 pm
Date Reported: 02/23/22

Client Sample ID:	SV-6-5.0	**Lab Sample ID:**	2202156-010A
Project Name/Location:	1055 Commercial Court	**Sample Matrix:**	Soil Vapor
Project Number:	1071-047		
Date/Time Sampled:	02/14/22 / 9:24	**Certified Clean WO # :**	
Canister/Tube ID:	8243	**Received PSI :**	13.2
Collection Volume (L):		**Corrected PSI :**	
SDG:			

Prep Method:	TO15-P	**Prep Batch Date/Time:**	2/18/22 1:00:00PM
Prep Batch ID:	1139339	**Prep Analyst:**	BALI

Parameters:	Analysis Method	DF	MDL ug/m3	PQL ug/m3	Results ug/m3	Results ppbv	Q	Analyzed	Time	By	Analytical Batch
Tetrahydrofuran	ETO15	10.00	4.5	15	ND	ND		02/18/22	18:33	BA	463724
Benzene	ETO15	10.00	4.4	16	200	62.70		02/18/22	18:33	BA	463724
TAME	ETO15	10.00	6.7	21	ND	ND		02/18/22	18:33	BA	463724
1,2-Dichloroethane (EDC)	ETO15	10.00	4.2	20	ND	ND		02/18/22	18:33	BA	463724
Trichloroethylene	ETO15	10.00	8.1	27	ND	ND		02/18/22	18:33	BA	463724
1,2-Dichloropropane	ETO15	10.00	7.6	23	ND	ND		02/18/22	18:33	BA	463724
Bromodichloromethane	ETO15	10.00	7.4	34	43	6.42		02/18/22	18:33	BA	463724
1,4-Dioxane	ETO15	10.00	18	36	1500	416.67		02/18/22	18:33	BA	463724
trans-1,3-Dichloropropene	ETO15	10.00	11	23	ND	ND		02/18/22	18:33	BA	463724
Toluene	ETO15	10.00	7.5	19	140	37.14		02/18/22	18:33	BA	463724
4-Methyl-2-Pentanone (MIBK)	ETO15	10.00	7.5	21	ND	ND		02/18/22	18:33	BA	463724
cis-1,3-Dichloropropene	ETO15	10.00	4.2	23	ND	ND		02/18/22	18:33	BA	463724
Tetrachloroethylene	ETO15	10.00	15	34	41	6.05		02/18/22	18:33	BA	463724
1,1,2-Trichloroethane	ETO15	10.00	5.8	27	ND	ND		02/18/22	18:33	BA	463724
Dibromochloromethane	ETO15	10.00	11	43	ND	ND		02/18/22	18:33	BA	463724
1,2-Dibromoethane (EDB)	ETO15	10.00	7.4	38	ND	ND		02/18/22	18:33	BA	463724
2-Hexanone	ETO15	10.00	6.5	21	ND	ND		02/18/22	18:33	BA	463724
Ethyl Benzene	ETO15	10.00	6.3	22	180	41.47		02/18/22	18:33	BA	463724
Chlorobenzene	ETO15	10.00	6.0	23	ND	ND		02/18/22	18:33	BA	463724
1,1,1,2-Tetrachloroethane	ETO15	10.00	8.4	34	ND	ND		02/18/22	18:33	BA	463724
m,p-Xylene	ETO15	10.00	9.8	22	330	76.04		02/18/22	18:33	BA	463724
o-Xylene	ETO15	10.00	3.0	22	190	43.78		02/18/22	18:33	BA	463724
Styrene	ETO15	10.00	4.6	21	ND	ND		02/18/22	18:33	BA	463724
Bromoform	ETO15	10.00	13	52	ND	ND		02/18/22	18:33	BA	463724
1,1,2,2-Tetrachloroethane	ETO15	10.00	8.2	34	67	9.75		02/18/22	18:33	BA	463724
4-Ethyl Toluene	ETO15	10.00	5.5	25	38	7.72		02/18/22	18:33	BA	463724
1,3,5-Trimethylbenzene	ETO15	10.00	3.0	25	43	8.74		02/18/22	18:33	BA	463724
1,2,4-Trimethylbenzene	ETO15	10.00	6.0	25	58	11.79		02/18/22	18:33	BA	463724
1,4-Dichlorobenzene	ETO15	10.00	7.5	30	ND	ND		02/18/22	18:33	BA	463724
1,3-Dichlorobenzene	ETO15	10.00	13	30	ND	ND		02/18/22	18:33	BA	463724
1,2-Dichlorobenzene	ETO15	10.00	11	30	ND	ND		02/18/22	18:33	BA	463724
Hexachlorobutadiene	ETO15	10.00	19	53	ND	ND		02/18/22	18:33	BA	463724
1,2,4-Trichlorobenzene	ETO15	10.00	22	37	ND	ND		02/18/22	18:33	BA	463724
Naphthalene	ETO15	10.00	13	26	ND	ND		02/18/22	18:33	BA	463724
(S) 4-Bromofluorobenzene	ETO15	10.00	50	150	110 %			02/18/22	18:33	BA	463724

Torrent LABORATORY, INC.

SAMPLE RESULTS

Report prepared for: Peter Sims
Farallon Consulting

Date/Time Received: 02/14/22, 12:10 pm
Date Reported: 02/23/22

Client Sample ID:	SV-6-10.0	**Lab Sample ID:**	2202156-011A
Project Name/Location:	1055 Commercial Court	**Sample Matrix:**	Soil Vapor
Project Number:	1071-047		
Date/Time Sampled:	02/14/22 / 9:23	**Certified Clean WO # :**	
Canister/Tube ID:	N3991	**Received PSI :**	12.8
Collection Volume (L):		**Corrected PSI :**	
SDG:			

Prep Method:	FG-P	**Prep Batch Date/Time:**	2/20/22 9:40:00AM
Prep Batch ID:	1139351	**Prep Analyst:**	BALI

Parameters:	Analysis Method	DF	MDL %	PQL %	Results %	Results ppbv	Q	Analyzed	Time	By	Analytical Batch
Methane	D1946	3.20	0.0075	0.016	41			02/20/22	15:33	BA	463738

Prep Method:	TO15-P	**Prep Batch Date/Time:**	2/18/22 1:00:00PM
Prep Batch ID:	1139339	**Prep Analyst:**	BALI

Parameters:	Analysis Method	DF	MDL ug/m3	PQL ug/m3	Results ug/m3	Results ppbv	Q	Analyzed	Time	By	Analytical Batch
Dichlorodifluoromethane	ETO15	60.00	94	150	310	62.63		02/18/22	18:58	BA	463724
1,1-Difluoroethane	ETO15	60.00	21	810	ND	ND		02/18/22	18:58	BA	463724
1,2-Dichlorotetrafluoroethane	ETO15	60.00	84	210	ND	ND		02/18/22	18:58	BA	463724
Chloromethane	ETO15	60.00	120	250	ND	ND		02/18/22	18:58	BA	463724
Vinyl Chloride	ETO15	60.00	14	77	650	253.91		02/18/22	18:58	BA	463724
1,3-Butadiene	ETO15	60.00	20	66	ND	ND		02/18/22	18:58	BA	463724
Bromomethane	ETO15	60.00	39	120	ND	ND		02/18/22	18:58	BA	463724
Chloroethane	ETO15	60.00	49	79	ND	ND		02/18/22	18:58	BA	463724
Trichlorofluoromethane	ETO15	60.00	33	170	ND	ND		02/18/22	18:58	BA	463724
1,1-Dichloroethene	ETO15	60.00	50	120	ND	ND		02/18/22	18:58	BA	463724
Freon 113	ETO15	60.00	61	230	ND	ND		02/18/22	18:58	BA	463724
Carbon Disulfide	ETO15	60.00	22	93	ND	ND		02/18/22	18:58	BA	463724
2-Propanol (Isopropyl Alcohol)	ETO15	60.00	77	740	ND	ND		02/18/22	18:58	BA	463724
Methylene Chloride	ETO15	60.00	42	620	ND	ND		02/18/22	18:58	BA	463724
Acetone	ETO15	60.00	24	710	ND	ND		02/18/22	18:58	BA	463724
trans-1,2-Dichloroethene	ETO15	60.00	29	120	ND	ND		02/18/22	18:58	BA	463724
Hexane	ETO15	60.00	28	110	810	230.11		02/18/22	18:58	BA	463724
MTBE	ETO15	60.00	27	110	ND	ND		02/18/22	18:58	BA	463724
tert-Butanol	ETO15	60.00	37	91	ND	ND		02/18/22	18:58	BA	463724
Diisopropyl ether (DIPE)	ETO15	60.00	44	130	ND	ND		02/18/22	18:58	BA	463724
1,1-Dichloroethane	ETO15	60.00	33	120	ND	ND		02/18/22	18:58	BA	463724
ETBE	ETO15	60.00	20	130	ND	ND		02/18/22	18:58	BA	463724
cis-1,2-Dichloroethene	ETO15	60.00	50	120	820	207.07		02/18/22	18:58	BA	463724
Chloroform	ETO15	60.00	58	150	ND	ND		02/18/22	18:58	BA	463724
Vinyl Acetate	ETO15	60.00	45	110	ND	ND		02/18/22	18:58	BA	463724
Carbon Tetrachloride	ETO15	60.00	66	190	ND	ND		02/18/22	18:58	BA	463724
1,1,1-Trichloroethane	ETO15	60.00	48	160	ND	ND		02/18/22	18:58	BA	463724
2-Butanone (MEK)	ETO15	60.00	23	89	ND	ND		02/18/22	18:58	BA	463724
Ethyl Acetate	ETO15	60.00	29	110	ND	ND		02/18/22	18:58	BA	463724

Torrent LABORATORY, INC.

SAMPLE RESULTS

Report prepared for: Peter Sims
Farallon Consulting

Date/Time Received: 02/14/22, 12:10 pm
Date Reported: 02/23/22

Client Sample ID:	SV-6-10.0	**Lab Sample ID:**	2202156-011A
Project Name/Location:	1055 Commercial Court	**Sample Matrix:**	Soil Vapor
Project Number:	1071-047		
Date/Time Sampled:	02/14/22 / 9:23	**Certified Clean WO # :**	
Canister/Tube ID:	N3991	**Received PSI :**	12.8
Collection Volume (L):		**Corrected PSI :**	
SDG:			

Prep Method:	TO15-P	**Prep Batch Date/Time:**	2/18/22 1:00:00PM
Prep Batch ID:	1139339	**Prep Analyst:**	BALI

Parameters:	Analysis Method	DF	MDL ug/m3	PQL ug/m3	Results ug/m3	Results ppbv	Q	Analyzed	Time	By	Analytical Batch
Tetrahydrofuran	ETO15	60.00	27	89	ND	ND		02/18/22	18:58	BA	463724
Benzene	ETO15	60.00	26	96	150	47.02		02/18/22	18:58	BA	463724
TAME	ETO15	60.00	40	130	ND	ND		02/18/22	18:58	BA	463724
1,2-Dichloroethane (EDC)	ETO15	60.00	25	120	ND	ND		02/18/22	18:58	BA	463724
Trichloroethylene	ETO15	60.00	48	160	ND	ND		02/18/22	18:58	BA	463724
1,2-Dichloropropane	ETO15	60.00	46	140	ND	ND		02/18/22	18:58	BA	463724
Bromodichloromethane	ETO15	60.00	45	200	ND	ND		02/18/22	18:58	BA	463724
1,4-Dioxane	ETO15	60.00	110	220	2700	750.00		02/18/22	18:58	BA	463724
trans-1,3-Dichloropropene	ETO15	60.00	64	140	ND	ND		02/18/22	18:58	BA	463724
Toluene	ETO15	60.00	45	110	450	119.36		02/18/22	18:58	BA	463724
4-Methyl-2-Pentanone (MIBK)	ETO15	60.00	45	120	ND	ND		02/18/22	18:58	BA	463724
cis-1,3-Dichloropropene	ETO15	60.00	25	140	ND	ND		02/18/22	18:58	BA	463724
Tetrachloroethylene	ETO15	60.00	87	200	ND	ND		02/18/22	18:58	BA	463724
1,1,2-Trichloroethane	ETO15	60.00	35	160	ND	ND		02/18/22	18:58	BA	463724
Dibromochloromethane	ETO15	60.00	67	260	ND	ND		02/18/22	18:58	BA	463724
1,2-Dibromoethane (EDB)	ETO15	60.00	44	230	ND	ND		02/18/22	18:58	BA	463724
2-Hexanone	ETO15	60.00	39	120	ND	ND		02/18/22	18:58	BA	463724
Ethyl Benzene	ETO15	60.00	38	130	400	92.17		02/18/22	18:58	BA	463724
Chlorobenzene	ETO15	60.00	36	140	190	41.30		02/18/22	18:58	BA	463724
1,1,1,2-Tetrachloroethane	ETO15	60.00	50	210	ND	ND		02/18/22	18:58	BA	463724
m,p-Xylene	ETO15	60.00	59	130	930	214.29		02/18/22	18:58	BA	463724
o-Xylene	ETO15	60.00	18	130	330	76.04		02/18/22	18:58	BA	463724
Styrene	ETO15	60.00	28	130	ND	ND		02/18/22	18:58	BA	463724
Bromoform	ETO15	60.00	78	310	ND	ND		02/18/22	18:58	BA	463724
1,1,2,2-Tetrachloroethane	ETO15	60.00	49	210	ND	ND		02/18/22	18:58	BA	463724
4-Ethyl Toluene	ETO15	60.00	33	150	ND	ND		02/18/22	18:58	BA	463724
1,3,5-Trimethylbenzene	ETO15	60.00	18	150	200	40.65		02/18/22	18:58	BA	463724
1,2,4-Trimethylbenzene	ETO15	60.00	36	150	350	71.14		02/18/22	18:58	BA	463724
1,4-Dichlorobenzene	ETO15	60.00	45	180	ND	ND		02/18/22	18:58	BA	463724
1,3-Dichlorobenzene	ETO15	60.00	80	180	ND	ND		02/18/22	18:58	BA	463724
1,2-Dichlorobenzene	ETO15	60.00	64	180	ND	ND		02/18/22	18:58	BA	463724
Hexachlorobutadiene	ETO15	60.00	110	320	ND	ND		02/18/22	18:58	BA	463724
1,2,4-Trichlorobenzene	ETO15	60.00	130	220	ND	ND		02/18/22	18:58	BA	463724
Naphthalene	ETO15	60.00	76	160	ND	ND		02/18/22	18:58	BA	463724
(S) 4-Bromofluorobenzene	ETO15	60.00	50	150	230 %		S	02/18/22	18:58	BA	463724

NOTE: S - High surrogate recovery due to the presence of heavy end hydrocarbons.

Torrent LABORATORY, INC.

SAMPLE RESULTS

Report prepared for: Peter Sims
Farallon Consulting

Date/Time Received: 02/14/22, 12:10 pm
Date Reported: 02/23/22

Client Sample ID:	SV-7-5.0	**Lab Sample ID:**	2202156-012A
Project Name/Location:	1055 Commercial Court	**Sample Matrix:**	Soil Vapor
Project Number:	1071-047		
Date/Time Sampled:	02/14/22 / 8:40	**Certified Clean WO # :**	
Canister/Tube ID:	A11718	**Received PSI :**	12.4
Collection Volume (L):		**Corrected PSI :**	
SDG:			

Prep Method: FG-P **Prep Batch Date/Time:** 2/20/22 9:40:00AM
Prep Batch ID: 1139351 **Prep Analyst:** BALI

Parameters:	Analysis Method	DF	MDL %	PQL %	Results %	Results ppbv	Q	Analyzed	Time	By	Analytical Batch
Methane	D1946	3.10	0.0073	0.016	60			02/20/22	16:00	BA	463738

Prep Method: TO15-P **Prep Batch Date/Time:** 2/21/22 9:46:00AM
Prep Batch ID: 1139369 **Prep Analyst:** BPATEL

Parameters:	Analysis Method	DF	MDL ug/m3	PQL ug/m3	Results ug/m3	Results ppbv	Q	Analyzed	Time	By	Analytical Batch
Dichlorodifluoromethane	ETO15	18.60	29	46	ND	ND		02/21/22	13:23	BP	463756
1,1-Difluoroethane	ETO15	18.60	6.4	250	ND	ND		02/21/22	13:23	BP	463756
1,2-Dichlorotetrafluoroethane	ETO15	18.60	26	65	71	10.16		02/21/22	13:23	BP	463756
Chloromethane	ETO15	18.60	38	77	ND	ND		02/21/22	13:23	BP	463756
Vinyl Chloride	ETO15	18.60	4.2	24	ND	ND		02/21/22	13:23	BP	463756
1,3-Butadiene	ETO15	18.60	6.3	21	ND	ND		02/21/22	13:23	BP	463756
Bromomethane	ETO15	18.60	12	36	ND	ND		02/21/22	13:23	BP	463756
Chloroethane	ETO15	18.60	15	25	ND	ND		02/21/22	13:23	BP	463756
Trichlorofluoromethane	ETO15	18.60	10	52	ND	ND		02/21/22	13:23	BP	463756
1,1-Dichloroethene	ETO15	18.60	15	37	ND	ND		02/21/22	13:23	BP	463756
Freon 113	ETO15	18.60	19	71	ND	ND		02/21/22	13:23	BP	463756
Carbon Disulfide	ETO15	18.60	6.9	29	72	23.15		02/21/22	13:23	BP	463756
2-Propanol (Isopropyl Alcohol)	ETO15	18.60	24	230	ND	ND		02/21/22	13:23	BP	463756
Methylene Chloride	ETO15	18.60	13	190	ND	ND		02/21/22	13:23	BP	463756
Acetone	ETO15	18.60	7.3	220	290	121.85		02/21/22	13:23	BP	463756
trans-1,2-Dichloroethene	ETO15	18.60	8.8	37	ND	ND		02/21/22	13:23	BP	463756
Hexane	ETO15	18.60	8.6	33	400	113.64		02/21/22	13:23	BP	463756
MTBE	ETO15	18.60	8.3	34	ND	ND		02/21/22	13:23	BP	463756
tert-Butanol	ETO15	18.60	12	28	ND	ND		02/21/22	13:23	BP	463756
Diisopropyl ether (DIPE)	ETO15	18.60	14	39	ND	ND		02/21/22	13:23	BP	463756
1,1-Dichloroethane	ETO15	18.60	10	38	ND	ND		02/21/22	13:23	BP	463756
ETBE	ETO15	18.60	6.1	39	ND	ND		02/21/22	13:23	BP	463756
cis-1,2-Dichloroethene	ETO15	18.60	15	37	ND	ND		02/21/22	13:23	BP	463756
Chloroform	ETO15	18.60	18	45	ND	ND		02/21/22	13:23	BP	463756
Vinyl Acetate	ETO15	18.60	14	33	53	15.06		02/21/22	13:23	BP	463756
Carbon Tetrachloride	ETO15	18.60	21	59	ND	ND		02/21/22	13:23	BP	463756
1,1,1-Trichloroethane	ETO15	18.60	15	51	ND	ND		02/21/22	13:23	BP	463756
2-Butanone (MEK)	ETO15	18.60	7.2	27	ND	ND		02/21/22	13:23	BP	463756
Ethyl Acetate	ETO15	18.60	8.8	33	ND	ND		02/21/22	13:23	BP	463756

Torrent LABORATORY, INC.

SAMPLE RESULTS

Report prepared for: Peter Sims
Farallon Consulting

Date/Time Received: 02/14/22, 12:10 pm
Date Reported: 02/23/22

Client Sample ID:	SV-7-5.0	**Lab Sample ID:**	2202156-012A
Project Name/Location:	1055 Commercial Court	**Sample Matrix:**	Soil Vapor
Project Number:	1071-047		
Date/Time Sampled:	02/14/22 / 8:40	**Certified Clean WO # :**	
Canister/Tube ID:	A11718	**Received PSI :**	12.4
Collection Volume (L):		**Corrected PSI :**	
SDG:			

Prep Method:	TO15-P	**Prep Batch Date/Time:**	2/21/22 9:46:00AM
Prep Batch ID:	1139369	**Prep Analyst:**	BPATEL

Parameters:	Analysis Method	DF	MDL ug/m3	PQL ug/m3	Results ug/m3	Results ppbv	Q	Analyzed	Time	By	Analytical Batch
Tetrahydrofuran	ETO15	18.60	8.3	27	ND	ND		02/21/22	13:23	BP	463756
Benzene	ETO15	18.60	8.1	30	380	119.12		02/21/22	13:23	BP	463756
TAME	ETO15	18.60	13	39	ND	ND		02/21/22	13:23	BP	463756
1,2-Dichloroethane (EDC)	ETO15	18.60	7.8	38	ND	ND		02/21/22	13:23	BP	463756
Trichloroethylene	ETO15	18.60	15	50	ND	ND		02/21/22	13:23	BP	463756
1,2-Dichloropropane	ETO15	18.60	14	43	ND	ND		02/21/22	13:23	BP	463756
Bromodichloromethane	ETO15	18.60	14	62	ND	ND		02/21/22	13:23	BP	463756
1,4-Dioxane	ETO15	18.60	33	67	ND	ND		02/21/22	13:23	BP	463756
trans-1,3-Dichloropropene	ETO15	18.60	20	42	ND	ND		02/21/22	13:23	BP	463756
Toluene	ETO15	18.60	14	35	ND	ND		02/21/22	13:23	BP	463756
4-Methyl-2-Pentanone (MIBK)	ETO15	18.60	14	38	ND	ND		02/21/22	13:23	BP	463756
cis-1,3-Dichloropropene	ETO15	18.60	7.9	42	ND	ND		02/21/22	13:23	BP	463756
Tetrachloroethylene	ETO15	18.60	27	63	ND	ND		02/21/22	13:23	BP	463756
1,1,2-Trichloroethane	ETO15	18.60	11	51	ND	ND		02/21/22	13:23	BP	463756
Dibromochloromethane	ETO15	18.60	21	79	ND	ND		02/21/22	13:23	BP	463756
1,2-Dibromoethane (EDB)	ETO15	18.60	14	71	ND	ND		02/21/22	13:23	BP	463756
2-Hexanone	ETO15	18.60	12	38	ND	ND		02/21/22	13:23	BP	463756
Ethyl Benzene	ETO15	18.60	12	40	220	50.69		02/21/22	13:23	BP	463756
Chlorobenzene	ETO15	18.60	11	43	ND	ND		02/21/22	13:23	BP	463756
1,1,1,2-Tetrachloroethane	ETO15	18.60	16	64	ND	ND		02/21/22	13:23	BP	463756
m,p-Xylene	ETO15	18.60	18	40	450	103.69		02/21/22	13:23	BP	463756
o-Xylene	ETO15	18.60	5.7	40	140	32.26		02/21/22	13:23	BP	463756
Styrene	ETO15	18.60	8.6	40	ND	ND		02/21/22	13:23	BP	463756
Bromoform	ETO15	18.60	24	96	ND	ND		02/21/22	13:23	BP	463756
1,1,2,2-Tetrachloroethane	ETO15	18.60	15	64	140	20.38		02/21/22	13:23	BP	463756
4-Ethyl Toluene	ETO15	18.60	10	46	ND	ND		02/21/22	13:23	BP	463756
1,3,5-Trimethylbenzene	ETO15	18.60	5.6	46	ND	ND		02/21/22	13:23	BP	463756
1,2,4-Trimethylbenzene	ETO15	18.60	11	46	ND	ND		02/21/22	13:23	BP	463756
1,4-Dichlorobenzene	ETO15	18.60	14	56	ND	ND		02/21/22	13:23	BP	463756
1,3-Dichlorobenzene	ETO15	18.60	25	56	ND	ND		02/21/22	13:23	BP	463756
1,2-Dichlorobenzene	ETO15	18.60	20	56	ND	ND		02/21/22	13:23	BP	463756
Hexachlorobutadiene	ETO15	18.60	35	99	ND	ND		02/21/22	13:23	BP	463756
1,2,4-Trichlorobenzene	ETO15	18.60	40	69	ND	ND		02/21/22	13:23	BP	463756
Naphthalene	ETO15	18.60	24	49	ND	ND		02/21/22	13:23	BP	463756
(S) 4-Bromofluorobenzene	ETO15	18.60	50	150	190 %		S	02/21/22	13:23	BP	463756

NOTE: S - High surrogate recovery due to the presence of heavy end hydrocarbons.

Torrent LABORATORY, INC.

SAMPLE RESULTS

Report prepared for: Peter Sims
Farallon Consulting

Date/Time Received: 02/14/22, 12:10 pm
Date Reported: 02/23/22

Client Sample ID:	SV-7-10.0	**Lab Sample ID:**	2202156-013A
Project Name/Location:	1055 Commercial Court	**Sample Matrix:**	Soil Vapor
Project Number:	1071-047		
Date/Time Sampled:	02/14/22 / 8:34	**Certified Clean WO # :**	
Canister/Tube ID:	N3977	**Received PSI :**	11.3
Collection Volume (L):		**Corrected PSI :**	
SDG:			

Prep Method: FG-P
Prep Batch ID: 1139351
Prep Batch Date/Time: 2/20/22 9:40:00AM
Prep Analyst: BALI

Parameters:	Analysis Method	DF	MDL %	PQL %	Results %	Results ppbv	Q	Analyzed	Time	By	Analytical Batch
Methane	D1946	3.80	0.0089	0.019	43			02/20/22	0:00	BA	463738

Prep Method: TO15-P
Prep Batch ID: 1139339
Prep Batch Date/Time: 2/18/22 1:00:00PM
Prep Analyst: BALI

Parameters:	Analysis Method	DF	MDL ug/m3	PQL ug/m3	Results ug/m3	Results ppbv	Q	Analyzed	Time	By	Analytical Batch
Dichlorodifluoromethane	ETO15	60.00	94	150	ND	ND		02/18/22	19:46	BA	463724
1,1-Difluoroethane	ETO15	60.00	21	810	ND	ND		02/18/22	19:46	BA	463724
1,2-Dichlorotetrafluoroethane	ETO15	60.00	84	210	520	74.39		02/18/22	19:46	BA	463724
Chloromethane	ETO15	60.00	120	250	ND	ND		02/18/22	19:46	BA	463724
Vinyl Chloride	ETO15	60.00	14	77	ND	ND		02/18/22	19:46	BA	463724
1,3-Butadiene	ETO15	60.00	20	66	ND	ND		02/18/22	19:46	BA	463724
Bromomethane	ETO15	60.00	39	120	ND	ND		02/18/22	19:46	BA	463724
Chloroethane	ETO15	60.00	49	79	ND	ND		02/18/22	19:46	BA	463724
Trichlorofluoromethane	ETO15	60.00	33	170	ND	ND		02/18/22	19:46	BA	463724
1,1-Dichloroethene	ETO15	60.00	50	120	ND	ND		02/18/22	19:46	BA	463724
Freon 113	ETO15	60.00	61	230	ND	ND		02/18/22	19:46	BA	463724
Carbon Disulfide	ETO15	60.00	22	93	110	35.37		02/18/22	19:46	BA	463724
2-Propanol (Isopropyl Alcohol)	ETO15	60.00	77	740	ND	ND		02/18/22	19:46	BA	463724
Methylene Chloride	ETO15	60.00	42	620	ND	ND		02/18/22	19:46	BA	463724
Acetone	ETO15	60.00	24	710	ND	ND		02/18/22	19:46	BA	463724
trans-1,2-Dichloroethene	ETO15	60.00	29	120	ND	ND		02/18/22	19:46	BA	463724
Hexane	ETO15	60.00	28	110	360	102.27		02/18/22	19:46	BA	463724
MTBE	ETO15	60.00	27	110	ND	ND		02/18/22	19:46	BA	463724
tert-Butanol	ETO15	60.00	37	91	ND	ND		02/18/22	19:46	BA	463724
Diisopropyl ether (DIPE)	ETO15	60.00	44	130	ND	ND		02/18/22	19:46	BA	463724
1,1-Dichloroethane	ETO15	60.00	33	120	ND	ND		02/18/22	19:46	BA	463724
ETBE	ETO15	60.00	20	130	ND	ND		02/18/22	19:46	BA	463724
cis-1,2-Dichloroethene	ETO15	60.00	50	120	ND	ND		02/18/22	19:46	BA	463724
Chloroform	ETO15	60.00	58	150	ND	ND		02/18/22	19:46	BA	463724
Vinyl Acetate	ETO15	60.00	45	110	ND	ND		02/18/22	19:46	BA	463724
Carbon Tetrachloride	ETO15	60.00	66	190	ND	ND		02/18/22	19:46	BA	463724
1,1,1-Trichloroethane	ETO15	60.00	48	160	ND	ND		02/18/22	19:46	BA	463724
2-Butanone (MEK)	ETO15	60.00	23	89	ND	ND		02/18/22	19:46	BA	463724
Ethyl Acetate	ETO15	60.00	29	110	ND	ND		02/18/22	19:46	BA	463724

Torrent LABORATORY, INC.

SAMPLE RESULTS

Report prepared for: Peter Sims
Farallon Consulting

Date/Time Received: 02/14/22, 12:10 pm
Date Reported: 02/23/22

Client Sample ID:	SV-7-10.0	**Lab Sample ID:**	2202156-013A
Project Name/Location:	1055 Commercial Court	**Sample Matrix:**	Soil Vapor
Project Number:	1071-047		
Date/Time Sampled:	02/14/22 / 8:34	**Certified Clean WO # :**	
Canister/Tube ID:	N3977	**Received PSI :**	11.3
Collection Volume (L):		**Corrected PSI :**	
SDG:			

Prep Method:	TO15-P	**Prep Batch Date/Time:**	2/18/22 1:00:00PM
Prep Batch ID:	1139339	**Prep Analyst:**	BALI

Parameters:	Analysis Method	DF	MDL ug/m3	PQL ug/m3	Results ug/m3	Results ppbv	Q	Analyzed	Time	By	Analytical Batch
Tetrahydrofuran	ETO15	60.00	27	89	ND	ND		02/18/22	19:46	BA	463724
Benzene	ETO15	60.00	26	96	110	34.48		02/18/22	19:46	BA	463724
TAME	ETO15	60.00	40	130	ND	ND		02/18/22	19:46	BA	463724
1,2-Dichloroethane (EDC)	ETO15	60.00	25	120	ND	ND		02/18/22	19:46	BA	463724
Trichloroethylene	ETO15	60.00	48	160	ND	ND		02/18/22	19:46	BA	463724
1,2-Dichloropropane	ETO15	60.00	46	140	ND	ND		02/18/22	19:46	BA	463724
Bromodichloromethane	ETO15	60.00	45	200	ND	ND		02/18/22	19:46	BA	463724
1,4-Dioxane	ETO15	60.00	110	220	ND	ND		02/18/22	19:46	BA	463724
trans-1,3-Dichloropropene	ETO15	60.00	64	140	ND	ND		02/18/22	19:46	BA	463724
Toluene	ETO15	60.00	45	110	210	55.70		02/18/22	19:46	BA	463724
4-Methyl-2-Pentanone (MIBK)	ETO15	60.00	45	120	ND	ND		02/18/22	19:46	BA	463724
cis-1,3-Dichloropropene	ETO15	60.00	25	140	ND	ND		02/18/22	19:46	BA	463724
Tetrachloroethylene	ETO15	60.00	87	200	ND	ND		02/18/22	19:46	BA	463724
1,1,2-Trichloroethane	ETO15	60.00	35	160	ND	ND		02/18/22	19:46	BA	463724
Dibromochloromethane	ETO15	60.00	67	260	ND	ND		02/18/22	19:46	BA	463724
1,2-Dibromoethane (EDB)	ETO15	60.00	44	230	ND	ND		02/18/22	19:46	BA	463724
2-Hexanone	ETO15	60.00	39	120	ND	ND		02/18/22	19:46	BA	463724
Ethyl Benzene	ETO15	60.00	38	130	250	57.60		02/18/22	19:46	BA	463724
Chlorobenzene	ETO15	60.00	36	140	4100	891.30		02/18/22	19:46	BA	463724
1,1,1,2-Tetrachloroethane	ETO15	60.00	50	210	ND	ND		02/18/22	19:46	BA	463724
m,p-Xylene	ETO15	60.00	59	130	560	129.03		02/18/22	19:46	BA	463724
o-Xylene	ETO15	60.00	18	130	230	53.00		02/18/22	19:46	BA	463724
Styrene	ETO15	60.00	28	130	ND	ND		02/18/22	19:46	BA	463724
Bromoform	ETO15	60.00	78	310	ND	ND		02/18/22	19:46	BA	463724
1,1,2,2-Tetrachloroethane	ETO15	60.00	49	210	ND	ND		02/18/22	19:46	BA	463724
4-Ethyl Toluene	ETO15	60.00	33	150	230	46.75		02/18/22	19:46	BA	463724
1,3,5-Trimethylbenzene	ETO15	60.00	18	150	ND	ND		02/18/22	19:46	BA	463724
1,2,4-Trimethylbenzene	ETO15	60.00	36	150	430	87.40		02/18/22	19:46	BA	463724
1,4-Dichlorobenzene	ETO15	60.00	45	180	210	34.94		02/18/22	19:46	BA	463724
1,3-Dichlorobenzene	ETO15	60.00	80	180	ND	ND		02/18/22	19:46	BA	463724
1,2-Dichlorobenzene	ETO15	60.00	64	180	ND	ND		02/18/22	19:46	BA	463724
Hexachlorobutadiene	ETO15	60.00	110	320	ND	ND		02/18/22	19:46	BA	463724
1,2,4-Trichlorobenzene	ETO15	60.00	130	220	ND	ND		02/18/22	19:46	BA	463724
Naphthalene	ETO15	60.00	76	160	ND	ND		02/18/22	19:46	BA	463724
(S) 4-Bromofluorobenzene	ETO15	60.00	50	150	140 %			02/18/22	19:46	BA	463724

Torrent LABORATORY, INC.

MB Summary Report

Work Order:	2202156	**Prep Method:**	TO15-P	**Prep Date:**	02/18/22	**Prep Batch:**	1139339
Matrix:	Air	**Analytical Method:**	ETO15	**Analyzed Date:**	2/18/2022	**Analytical Batch:**	463724
Units:	ppbv						

Parameters	MDL	PQL	Method Blank Conc.	Lab Qualifier
Dichlorodifluoromethane	0.32	0.50	ND	
1,1-Difluoroethane	0.13	5.0	ND	
1,2-Dichlorotetrafluoroethane	0.20	0.50	ND	
Chloromethane	0.99	2.0	ND	
Vinyl Chloride	0.088	0.50	ND	
1,3-Butadiene	0.15	0.50	ND	
Bromomethane	0.17	0.50	0.17	
Chloroethane	0.31	0.50	ND	
Trichlorofluoromethane	0.099	0.50	ND	
1,1-Dichloroethene	0.21	0.50	ND	
Freon 113	0.13	0.50	ND	
Carbon Disulfide	0.12	0.50	ND	
2-Propanol (Isopropyl Alcohol)	0.52	5.0	ND	
Methylene Chloride	0.20	3.0	ND	
Acetone	0.17	5.0	ND	
trans-1,2-Dichloroethene	0.12	0.50	ND	
Hexane	0.13	0.50	ND	
MTBE	0.12	0.50	ND	
tert-Butanol	0.20	0.50	ND	
Diisopropyl ether (DIPE)	0.18	0.50	ND	
1,1-Dichloroethane	0.13	0.50	ND	
ETBE	0.078	0.50	ND	
cis-1,2-Dichloroethene	0.21	0.50	ND	
Chloroform	0.20	0.50	ND	
Vinyl Acetate	0.22	0.50	ND	
Carbon Tetrachloride	0.18	0.50	ND	
1,1,1-Trichloroethane	0.15	0.50	ND	
2-Butanone (MEK)	0.13	0.50	ND	
Ethyl Acetate	0.13	0.50	ND	
Tetrahydrofuran	0.15	0.50	ND	
Benzene	0.14	0.50	ND	
TAME	0.16	0.50	ND	
1,2-Dichloroethane (EDC)	0.10	0.50	ND	
Trichloroethylene	0.15	0.50	ND	
1,2-Dichloropropane	0.17	0.50	ND	
Bromodichloromethane	0.11	0.50	ND	
1,4-Dioxane	0.50	1.0	ND	
trans-1,3-Dichloropropene	0.23	0.50	ND	
Toluene	0.20	0.50	ND	
4-Methyl-2-Pentanone (MIBK)	0.18	0.50	ND	
cis-1,3-Dichloropropene	0.093	0.50	ND	
Tetrachloroethylene	0.22	0.50	ND	
1,1,2-Trichloroethane	0.11	0.50	ND	
Dibromochloromethane	0.13	0.50	ND	
1,2-Dibromoethane (EDB)	0.096	0.50	ND	

MB Summary Report

Work Order:	2202156	**Prep Method:**	TO15-P	**Prep Date:**	02/18/22	**Prep Batch:**	1139339
Matrix:	Air	**Analytical Method:**	ETO15	**Analyzed Date:**	2/18/2022	**Analytical Batch:**	463724
Units:	ppbv						

Parameters	MDL	PQL	Method Blank Conc.	Lab Qualifier
2-Hexanone	0.16	0.50	ND	
Ethyl Benzene	0.15	0.50	ND	
Chlorobenzene	0.13	0.50	ND	
1,1,1,2-Tetrachloroethane	0.12	0.50	ND	
m,p-Xylene	0.23	0.50	ND	
o-Xylene	0.070	0.50	ND	
Styrene	0.11	0.50	ND	
Bromoform	0.13	0.50	ND	
1,1,2,2-Tetrachloroethane	0.12	0.50	ND	
4-Ethyl Toluene	0.11	0.50	ND	
1,3,5-Trimethylbenzene	0.061	0.50	ND	
1,2,4-Trimethylbenzene	0.12	0.50	ND	
1,4-Dichlorobenzene	0.12	0.50	ND	
1,3-Dichlorobenzene	0.22	0.50	ND	
1,2-Dichlorobenzene	0.18	0.50	ND	
Hexachlorobutadiene	0.17	0.50	ND	
1,2,4-Trichlorobenzene	0.29	0.50	ND	
Naphthalene	0.24	0.50	ND	
Cyclohexane	0.50	0.50	ND	
Benzyl Chloride	0.20	0.50	ND	
Heptane	0.13	0.50	ND	
(S) 4-Bromofluorobenzene			97	

Work Order:	2202156	**Prep Method:**	FG-P	**Prep Date:**	02/20/22	**Prep Batch:**	1139351
Matrix:	Air	**Analytical Method:**	D1946	**Analyzed Date:**	2/20/2022	**Analytical Batch:**	463738
Units:	ppmv						

Parameters	MDL	PQL	Method Blank Conc.	Lab Qualifier
Methane	23	50	ND	

Torrent LABORATORY, INC.

MB Summary Report

Work Order:	2202156	**Prep Method:**	TO15-P	**Prep Date:**	02/21/22	**Prep Batch:**	1139369
Matrix:	Air	**Analytical Method:**	ETO15	**Analyzed Date:**	2/21/2022	**Analytical Batch:**	463756
Units:	ppbv						

Parameters	MDL	PQL	Method Blank Conc.	Lab Qualifier
Dichlorodifluoromethane	0.32	0.50	ND	
1,1-Difluoroethane	0.13	5.0	ND	
1,2-Dichlorotetrafluoroethane	0.20	0.50	ND	
Chloromethane	0.99	2.0	ND	
Vinyl Chloride	0.088	0.50	ND	
1,3-Butadiene	0.15	0.50	ND	
Bromomethane	0.17	0.50	ND	
Chloroethane	0.31	0.50	ND	
Trichlorofluoromethane	0.099	0.50	ND	
1,1-Dichloroethene	0.21	0.50	ND	
Freon 113	0.13	0.50	ND	
Carbon Disulfide	0.12	0.50	ND	
2-Propanol (Isopropyl Alcohol)	0.52	5.0	ND	
Methylene Chloride	0.20	3.0	ND	
Acetone	0.17	5.0	ND	
trans-1,2-Dichloroethene	0.12	0.50	ND	
Hexane	0.13	0.50	ND	
MTBE	0.12	0.50	ND	
tert-Butanol	0.20	0.50	ND	
Diisopropyl ether (DIPE)	0.18	0.50	ND	
1,1-Dichloroethane	0.13	0.50	ND	
ETBE	0.078	0.50	ND	
cis-1,2-Dichloroethene	0.21	0.50	ND	
Chloroform	0.20	0.50	ND	
Vinyl Acetate	0.22	0.50	ND	
Carbon Tetrachloride	0.18	0.50	ND	
1,1,1-Trichloroethane	0.15	0.50	ND	
2-Butanone (MEK)	0.13	0.50	ND	
Ethyl Acetate	0.13	0.50	ND	
Tetrahydrofuran	0.15	0.50	ND	
Benzene	0.14	0.50	ND	
TAME	0.16	0.50	ND	
1,2-Dichloroethane (EDC)	0.10	0.50	ND	
Trichloroethylene	0.15	0.50	ND	
1,2-Dichloropropane	0.17	0.50	ND	
Bromodichloromethane	0.11	0.50	ND	
1,4-Dioxane	0.50	1.0	ND	
trans-1,3-Dichloropropene	0.23	0.50	ND	
Toluene	0.20	0.50	ND	
4-Methyl-2-Pentanone (MIBK)	0.18	0.50	ND	
cis-1,3-Dichloropropene	0.093	0.50	ND	
Tetrachloroethylene	0.22	0.50	ND	
1,1,2-Trichloroethane	0.11	0.50	ND	
Dibromochloromethane	0.13	0.50	ND	
1,2-Dibromoethane (EDB)	0.096	0.50	ND	

Torrent LABORATORY, INC.

MB Summary Report

Work Order:	2202156	**Prep Method:**	TO15-P	**Prep Date:**	02/21/22	**Prep Batch:**	1139369
Matrix:	Air	**Analytical Method:**	ETO15	**Analyzed Date:**	2/21/2022	**Analytical Batch:**	463756
Units:	ppbv						

Parameters	MDL	PQL	Method Blank Conc.	Lab Qualifier
2-Hexanone	0.16	0.50	ND	
Ethyl Benzene	0.15	0.50	ND	
Chlorobenzene	0.13	0.50	ND	
1,1,1,2-Tetrachloroethane	0.12	0.50	ND	
m,p-Xylene	0.23	0.50	ND	
o-Xylene	0.070	0.50	ND	
Styrene	0.11	0.50	ND	
Bromoform	0.13	0.50	ND	
1,1,2,2-Tetrachloroethane	0.12	0.50	ND	
4-Ethyl Toluene	0.11	0.50	ND	
1,3,5-Trimethylbenzene	0.061	0.50	ND	
1,2,4-Trimethylbenzene	0.12	0.50	ND	
1,4-Dichlorobenzene	0.12	0.50	ND	
1,3-Dichlorobenzene	0.22	0.50	ND	
1,2-Dichlorobenzene	0.18	0.50	ND	
Hexachlorobutadiene	0.17	0.50	ND	
1,2,4-Trichlorobenzene	0.29	0.50	ND	
Naphthalene	0.24	0.50	ND	
Cyclohexane	0.50	0.50	ND	
Benzyl Chloride	0.20	0.50	ND	
Heptane	0.13	0.50	ND	
(S) 4-Bromofluorobenzene			100	

Torrent LABORATORY, INC.

LCS/LCSD Summary Report

Raw values are used in quality control assessment.

Work Order:	2202156	**Prep Method:**	TO15-P	**Prep Date:**	02/18/22	**Prep Batch:**	1139339
Matrix:	Air	**Analytical Method:**	ETO15	**Analyzed Date:**	2/18/2022	**Analytical Batch:**	463724
Units:	ppbv						

Parameters	MDL	PQL	Method Blank Conc.	Spike Conc.	LCS % Recovery	LCSD % Recovery	LCS/LCSD % RPD	% Recovery Limits	% RPD Limits	Lab Qualifier
1,1-Dichloroethene	0.21	0.50	ND	8.00	117	115	2.48	65 - 135	30	
Benzene	0.14	0.50	ND	8.00	92.9	95.5	2.79	65 - 135	30	
Trichloroethylene	0.15	0.50	ND	8.00	95.8	98.8	3.08	65 - 135	30	
Toluene	0.20	0.50	ND	8.00	90.0	92.0	2.20	65 - 135	30	
Chlorobenzene	0.13	0.50	ND	8.00	96.5	97.0	0.517	65 - 135	30	
(S) 4-Bromofluorobenzene				20.0	104	106		50 - 150		

Work Order:	2202156	**Prep Method:**	FG-P	**Prep Date:**	02/20/22	**Prep Batch:**	1139351
Matrix:	Air	**Analytical Method:**	D1946	**Analyzed Date:**	2/20/2022	**Analytical Batch:**	463738
Units:	ppmv						

Parameters	MDL	PQL	Method Blank Conc.	Spike Conc.	LCS % Recovery	LCSD % Recovery	LCS/LCSD % RPD	% Recovery Limits	% RPD Limits	Lab Qualifier
Methane	230	500	ND	2500	86.9	85.9	0.926	65 - 135	30	

Work Order:	2202156	**Prep Method:**	TO15-P	**Prep Date:**	02/21/22	**Prep Batch:**	1139369
Matrix:	Air	**Analytical Method:**	ETO15	**Analyzed Date:**	2/21/2022	**Analytical Batch:**	463756
Units:	ppbv						

Parameters	MDL	PQL	Method Blank Conc.	Spike Conc.	LCS % Recovery	LCSD % Recovery	LCS/LCSD % RPD	% Recovery Limits	% RPD Limits	Lab Qualifier
1,1-Dichloroethene	0.21	0.50	ND	8.00	109	119	8.44	65 - 135	30	
Benzene	0.14	0.50	ND	8.00	90.3	95.6	5.78	65 - 135	30	
Trichloroethylene	0.15	0.50	ND	8.00	97.9	103	5.22	65 - 135	30	
Toluene	0.20	0.50	ND	8.00	89.7	91.5	2.07	65 - 135	30	
Chlorobenzene	0.13	0.50	ND	8.00	90.8	90.1	0.829	65 - 135	30	
(S) 4-Bromofluorobenzene				20.0	101	98.5		50 - 150		

Laboratory Qualifiers and Definitions

DEFINITIONS:

Accuracy/Bias (% Recovery) - The closeness of agreement between an observed value and an accepted reference value.
Blank (Method/Preparation Blank) -MB/PB - An analyte-free matrix to which all reagents are added in the same volumes/proportions as used in sample processing. The method blank is used to document contamination resulting from the analytical process.
Duplicate - a field sample and/or laboratory QC sample prepared in duplicate following all of the same processes and procedures used on the original sample (sample duplicate, LCSD, MSD)
Laboratory Control Sample (LCS ad LCSD) - A known matrix spiked with compounds representative of the target analyte(s). This is used to document laboratory performance.
Matrix - the component or substrate that contains the analyte of interest (e.g., - groundwater, sediment, soil, waste water, etc)
Matrix Spike (MS/MSD) - Client sample spiked with identical concentrations of target analyte (s). The spiking occurs prior to the sample preparation and analysis. They are used to document the precision and bias of a method in a given sample matrix.
Method Detection Limit (MDL) - the minimum concentration of a substance that can be measured and reported with a 99% confidence that the analyte concentration is greater than zero
Practical Quantitation Limit/Reporting Limit/Limit of Quantitation (PQL/RL/LOQ) - a laboratory determined value at 2 to 5 times above the MDL that can be reproduced in a manner that results in a 99% confidence level that the result is both accurate and precise. PQLs/RLs/LODs reflect all preparation factors and/or dilution factors that have been applied to the sample during the preparation and/or analytical processes.
Precision (%RPD) - The agreement among a set of replicate/duplicate measurements without regard to known value of the replicates
Surrogate (S) or (Surr) - An organic compound which is similar to the target analyte(s) in chemical composition and behavior in the analytical process, but which is not normally found in environmental samples. Surrogates are used in most organic analysis to demonstrate matrix compatibility with the chosen method of analysis
Tentatively Identified Compound (TIC) - A compound not contained within the analytical calibration standards but present in the GCMS library of defined compounds. When the library is searched for an unknown compound, it can frequently give a tentative identification to the compound based on retention time and primary and secondary ion match. TICs are reported as estimates and are candidates for further investigation.
Units: the unit of measure used to express the reported result - **mg/L** and ***mg/Kg*** (equivalent to PPM - parts per million in **liquid** and ***solid***), **ug/L** and ***ug/Kg*** (equivalent to PPB - parts per billion in **liquid** and ***solid***), **ug/m3**, ***mg/m3***, **ppbv** and ***ppmv*** (all units of measure for reporting concentrations in air), **%** (equivalent to 10000 ppm or 1,000,000 ppb), **ug/Wipe** (concentration found on the surface of a single Wipe usually taken over a 100cm2 surface)

LABORATORY QUALIFIERS

B - Indicates when the analyte is found in the associated method or preparation blank
D - Surrogate is not recoverable due to the necessary dilution of the sample
E - Indicates the reportable value is outside of the calibration range of the instrument but within the linear range of the instrument (unless otherwise noted) Values reported with an E qualifier should be considered as estimated.
H- Indicates that the recommended holding time for the analyte or compound has been exceeded
J- Indicates a value between the method MDL and PQL and that the reported concentration should be considered as estimated rather the quantitative
NA - Not Analyzed
N/A - Not Applicable
ND - Not Detected at a concentration greater than the PQL/RL or, if reported to the MDL, at greater than the MDL.
NR - Not recoverable - a matrix spike concentration is not recoverable due to a concentration within the original sample that is greater than four times the spike concentration added
R- The % RPD between a duplicate set of samples is outside of the absolute values established by laboratory control charts
S- Spike recovery is outside of established method and/or laboratory control limits. Further explanation of the use of this qualifier should be included within a case narrative
X -Used to indicate that a value based on pattern identification is within the pattern range but not typical of the pattern found in standards. Further explanation may or may not be provided within the sample footnote and/or the case narrative.

Sample Receipt Checklist

Client Name: Farallon Consulting

Project Name: 1055 Commercial Court

Work Order No.: 2202156

Date and Time Received: 2/14/2022 12:10:00PM

Received By: nk

Physically Logged By: Lorna Imbat

Checklist Completed By: Lorna Imbat

Carrier Name: Client Drop Off

Chain of Custody (COC) Information

Chain of custody present?	Yes
Chain of custody signed when relinquished and received?	Yes
Chain of custody agrees with sample labels?	Yes
Custody seals intact on sample bottles?	Not Present

Sample Receipt Information

Custody seals intact on shipping container/cooler?	Not Present
Shipping Container/Cooler In Good Condition?	Yes
Samples in proper container/bottle?	Yes
Samples containers intact?	Yes
Sufficient sample volume for indicated test?	Yes

Sample Preservation and Hold Time (HT) Information

All samples received within holding time?	Yes
Container/Temp Blank temperature in compliance?	Temperature: °C
Water-VOA vials have zero headspace?	No VOA vials submitted
Water-pH acceptable upon receipt?	N/A

pH Checked by: n/a

pH Adjusted by: n/a

Comments:

Torrent LABORATORY, INC.

Login Summary Report

Client ID: TL6500 Farallon Consulting
Project Name: 1055 Commercial Court
Project # : 1071-047
Report Due Date: 2/21/2022
Comments:
Work Order # : ***2202156***

QC Level: II
TAT Requested: 5+ day:5
Date Received: 2/14/2022
Time Received: 12:10 pm

WO Sample ID	Client Sample ID	Collection Date/Time	Matrix	Scheduled Disposal	Sample On Hold	Test On Hold	Requested Tests	Subbed
2202156-001A	SV-1-5.0	02/14/22 7:41	Air				VOC_A_FG D1946 VOC_A_TO15 EDF	
Sample Note:	TO-15 ,METHANE and DFA							
2202156-002A	SV-1-8.0	02/14/22 7:32	Air				VOC_A_FG D1946 VOC_A_TO15	
2202156-003A	SV-2-5.0	02/14/22 9:54	Air				VOC_A_FG D1946 VOC_A_TO15	
2202156-004A	SV-2-8.0	02/14/22 9:49	Air				VOC_A_FG D1946 VOC_A_TO15	
2202156-005A	SV-3-5.0	02/14/22 8:59	Air				VOC_A_FG D1946 VOC_A_TO15	
2202156-006A	SV-4-5.0	02/14/22 8:14	Air				VOC_A_FG D1946 VOC_A_TO15	
2202156-007A	SV-4-8.0	02/14/22 8:07	Air				VOC_A_FG D1946 VOC_A_TO15	
2202156-008A	SV-5-5.0	02/14/22 10:19	Air				VOC_A_FG D1946 VOC_A_TO15	
2202156-009A	SV-5-10.0	02/14/22 10:15	Air				VOC_A_FG D1946 VOC_A_TO15	
2202156-010A	SV-6-5.0	02/14/22 9:24	Air				VOC_A_FG D1946 VOC_A_TO15	
2202156-011A	SV-6-10.0	02/14/22 9:23	Air				VOC_A_FG D1946 VOC_A_TO15	
2202156-012A	SV-7-5.0	02/14/22 8:40	Air				VOC_A_FG D1946 VOC_A_TO15	
2202156-013A	SV-7-10.0	02/14/22 8:34	Air				VOC_A_FG D1946 VOC_A_TO15	

Torrent LABORATORY, INC.

Torrent LABORATORY, INC.
483 Sinclair Frontage Road
Milpitas, CA 95035
Phone: 408.263.5258
FAX: 408.263.8293
www.torrentlab.com

CHAIN OF CUSTODY

• NOTE: SHADED AREAS ARE FOR TORRENT LAB USE ONLY •

LAB WORK ORDER NO: 2202156

Company Name: Farallon Consulting ☐ Env. ☐ Special			Project #: 1071-047 PO #:
Address: 330 Franklin St.			Project Name: 1055 Commercial Court
City: Oakland	State: CA	Zip Code:	Comments:
Telephone:	Cell:		SAMPLER: R. Hernandez Quote #:
REPORT TO: Peter Sims	BILL TO: AP		EMAIL: psims@farallonconsulting.com

TURNAROUND TIME: Std.
☐ 10 Work Days ☐ 4 Work Days ☐ 1 Work Day
☐ 7 Work Days ☐ 3 Work Days ☐ Noon - Nxt Day
☐ 5 Work Days ☐ 2 Work Days ☐ 2 - 8 Hours

SAMPLE TYPE:
☐ Indoor Air
☐ Ambient Air
☒ Soil/Gas Vapor
☐ Other

REPORT FORMAT:
☒ Level II - Std.
☐ Excel - EDD
☒ EDF ☐ Std.-EDD
☐ QC Level III
☐ QC Level IV

ANALYSIS REQUESTED

LAB ID	CLIENT'S SAMPLE I.D.	DATE / TIME SAMPLED	MATRIX	# OF CONT	CONT TYPE	CANISTER I.D.	Initial Vac. ("Hg)	Final Vac. ("Hg)	Flow Controller #	TO 15	TO 15 SIM	TO 17	Methane by SM D-1946	DF-A		REMARKS
-001A	SV-1-5.0	2/14/22 0741	SG	1	1L	A12167	-26	-5	E8	X			X	X		
-002A	SV-1-8.0	0732				8376	-28	-5	E12	X			X	X		
-003A	SV-2-5.0	0954				8219	-29	-5	E99	X			X	X		
-004A	SV-2-8.0	0949				A12186	-27	-5	E69	X			X	X		
-005A	SV-3-5.0	0859				8475	-26	-5	E146	X			X	X		
-006A	SV-4-5.0	0814				N3952	-29	-5	E32	X			X	X		
-007A	SV-4-8.0	0807				8244	-30	-5	E78	X			X	X		
-008A	SV-5-5.0	1019				N3574	-27		E4	X			X	X		
-009A	SV-5-10.0	1015				R3555	-29		E18	X			X	X		
-010A	SV-6-5.0	0924				8243	-28	-5	E22	X	*		X	X		

	Relinquished By:	Print:	Date:	Time:	Received By:	Print:	Date:	Time:
1		Robert Hernandez	2/14/22	1210			2/14/22	12110
2	Relinquished By:	Print:	Date:	Time:	Received By:	Print:	Date:	Time:

Were Samples Received in Good Condition? ☒ Yes ☐ NO Samples on Ice? ☐ Yes ☒ NO Method of Shipment: Delta Sample seals intact? ☐ Yes ☐ NO ☒ N/A

NOTE: Samples are discarded by the laboratory 30 days from date of receipt unless other arrangements are made.

Log In By:_____ Date: _____ Labeled By:_____ Date: _____ Temp _____ °C

Page 1 of 2 Rev. 1

Torrent LABORATORY, INC.

Torrent LABORATORY, INC.
483 Sinclair Frontage Road
Milpitas, CA 95035
Phone: 408.263.5258
FAX: 408.263.8293
www.torrentlab.com

CHAIN OF CUSTODY

• NOTE: SHADED AREAS ARE FOR TORRENT LAB USE ONLY •

LAB WORK ORDER NO: 2202156

Company Name: Farallon Consulting ☐ Env. ☐ Special			Project #: 1091-047 PO #:
Address: 330 Franklin St.			Project Name: 1055 Commercial Court
City: Oakland	State: CA	Zip Code:	Comments:
Telephone:	Cell:		SAMPLER: R. Hernandez Quote #:
REPORT TO: Pete Sims	BILL TO: AP		EMAIL: Psims@farallonconsulting.com

TURNAROUND TIME: Std.
☐ 10 Work Days ☐ 4 Work Days ☐ 1 Work Day
☐ 7 Work Days ☐ 3 Work Days ☐ Noon - Nxt Day
☐ 5 Work Days ☐ 2 Work Days ☐ 2 - 8 Hours

SAMPLE TYPE:
☐ Indoor Air
☐ Ambient Air
☒ Soil/Gas Vapor
☐ Other

REPORT FORMAT:
☒ Level II - Std.
☐ Excel - EDD
☒ EDF ☐ Std.-EDD
☐ QC Level III
☐ QC Level IV

ANALYSIS REQUESTED

LAB ID	CLIENT'S SAMPLE I.D.	DATE / TIME SAMPLED	MATRIX	# OF CONT	CONT TYPE	CANISTER I.D.	Initial Vac. ("Hg)	Final Vac. ("Hg)	Flow Controller #	TO 15	TO 15 SIM	TO 17	Methane by SHALUS	DFA		REMARKS
011A	SV-6-10.0	2/14/22 0923	SG	1	1L	N3991	-29	-5	E55	X			X	X		
012A	SV-7-5.0	0840	↓	↓	↓	A11718	-28	-5	E41	X			X	X		
013A	SV-7-12.0	0834	↓	↓	↓	N3977	-26	-5	E136	X			X	X		

	Relinquished By:	Print:	Date:	Time:	Received By:	Print:	Date:	Time:
1		Robert Hernandez	2/14/22	1210			2/14/22	12:10
2	Relinquished By:	Print:	Date:	Time:	Received By:	Print:	Date:	Time:

Were Samples Received in Good Condition? ☒ Yes ☐ NO Samples on Ice? ☐ Yes ☒ NO Method of Shipment Delivered Sample seals intact? ☐ Yes ☐ NO ☒ N/A

NOTE: Samples are discarded by the laboratory 30 days from date of receipt unless other arrangements are made.

Log In By:_____ Date: _____ Labeled By:_____ Date: _____ Temp _____ °C Page 2 of 2 Rev. 1

Farallon Consulting
330 Franklin St
Suite 200
Oakland, California 94607
Tel: 510-879-6800

RE: 1055 Commercial

Work Order No.: 2204041

Dear Peter Sims:

Torrent Laboratory, Inc. received 1 sample(s) on April 06, 2022 for the analyses presented in the following Report.

All data for associated QC met EPA or laboratory specification(s) except where noted in the case narrative.

Torrent Laboratory, Inc. is certified by the State of California, ELAP #1991. If you have any questions regarding these test results, please feel free to contact the Project Management Team at (408)263-5258; ext 204.

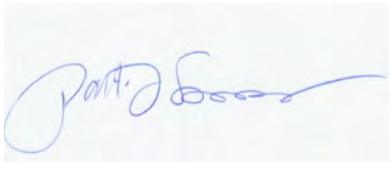

Patti L Sandrock
QA Officer

April 12, 2022
Date

Date: 4/12/2022

Client: Farallon Consulting

Project: 1055 Commercial

Work Order: 2204041

CASE NARRATIVE

Unless otherwise indicated in the following narrative, no issues encountered with the receiving, preparation, analysis or reporting of the results associated with this work order.

Unless otherwise indicated in the following narrative, no results have been method and/or field blank corrected.

Reported results relate only to the items/samples tested by the laboratory.

This report shall not be reproduced, except in full, without the written approval of Torrent Laboratory, Inc.

Torrent LABORATORY, INC.

Sample Result Summary

Report prepared for: Peter Sims
Farallon Consulting

Date Received: 04/06/22
Date Reported: 04/12/22

IDW-GW 2204041-001

Parameters:	Analysis Method	DF	MDL	PQL	Results	Unit
TPH as Diesel	SW8015B	1	0.037	0.10	1.85	mg/L
TPH as Motor Oil	SW8015B	1	0.11	0.40	1.51	mg/L
Vinyl Chloride	SW8260B	8.4	1.7	4.2	43	ug/L
trans-1,2-Dichloroethene	SW8260B	8.4	1.4	4.2	2.2	ug/L
MTBE	SW8260B	8.4	0.65	4.2	3.4	ug/L
cis-1,2-Dichloroethene	SW8260B	8.4	1.3	4.2	97	ug/L

Torrent LABORATORY, INC.

SAMPLE RESULTS

Report prepared for: Peter Sims
Farallon Consulting

Date/Time Received: 04/06/22, 2:38 pm
Date Reported: 04/12/22

Client Sample ID:	IDW-GW	**Lab Sample ID:**	2204041-001A
Project Name/Location:	1055 Commercial	**Sample Matrix:**	Groundwater
Project Number:	1071-047		
Date/Time Sampled:	04/06/22 /		
SDG:			

Prep Method:	5030VOC	**Prep Batch Date/Time:**	4/7/22 1:11:00PM
Prep Batch ID:	1140621	**Prep Analyst:**	JZHAO

Parameters:	Analysis Method	DF	MDL	PQL	Results	Q	Units	Analyzed	Time	By	Analytical Batch
The results shown below are reported using their MDL.											
Dichlorodifluoromethane	SW8260B	8.4	2.2	4.2	ND		ug/L	04/08/22	0:26	JZ	464994
Chloromethane	SW8260B	8.4	1.4	4.2	ND		ug/L	04/08/22	0:26	JZ	464994
Vinyl Chloride	SW8260B	8.4	1.7	4.2	**43**		ug/L	04/08/22	0:26	JZ	464994
Bromomethane	SW8260B	8.4	1.8	4.2	ND		ug/L	04/08/22	0:26	JZ	464994
Chloroethane	SW8260B	8.4	0.96	4.2	ND		ug/L	04/08/22	0:26	JZ	464994
Trichlorofluoromethane	SW8260B	8.4	1.6	4.2	ND		ug/L	04/08/22	0:26	JZ	464994
1,1-Dichloroethene	SW8260B	8.4	1.2	4.2	ND		ug/L	04/08/22	0:26	JZ	464994
Freon 113	SW8260B	8.4	2.9	4.2	ND		ug/L	04/08/22	0:26	JZ	464994
Methylene Chloride	SW8260B	8.4	1.1	8.4	ND		ug/L	04/08/22	0:26	JZ	464994
trans-1,2-Dichloroethene	SW8260B	8.4	1.4	4.2	**2.2**	J	ug/L	04/08/22	0:26	JZ	464994
MTBE	SW8260B	8.4	0.65	4.2	**3.4**	J	ug/L	04/08/22	0:26	JZ	464994
tert-Butanol	SW8260B	8.4	25	42	ND		ug/L	04/08/22	0:26	JZ	464994
DIPE	SW8260B	8.4	1.0	4.2	ND		ug/L	04/08/22	0:26	JZ	464994
1,1-Dichloroethane	SW8260B	8.4	1.0	4.2	ND		ug/L	04/08/22	0:26	JZ	464994
ETBE	SW8260B	8.4	0.54	4.2	ND		ug/L	04/08/22	0:26	JZ	464994
cis-1,2-Dichloroethene	SW8260B	8.4	1.3	4.2	**97**		ug/L	04/08/22	0:26	JZ	464994
2,2-Dichloropropane	SW8260B	8.4	0.79	4.2	ND		ug/L	04/08/22	0:26	JZ	464994
Bromochloromethane	SW8260B	8.4	1.3	4.2	ND		ug/L	04/08/22	0:26	JZ	464994
Chloroform	SW8260B	8.4	1.0	4.2	ND		ug/L	04/08/22	0:26	JZ	464994
Carbon Tetrachloride	SW8260B	8.4	1.3	4.2	ND		ug/L	04/08/22	0:26	JZ	464994
1,1,1-Trichloroethane	SW8260B	8.4	1.4	4.2	ND		ug/L	04/08/22	0:26	JZ	464994
1,1-Dichloropropene	SW8260B	8.4	1.6	4.2	ND		ug/L	04/08/22	0:26	JZ	464994
Benzene	SW8260B	8.4	0.55	4.2	ND		ug/L	04/08/22	0:26	JZ	464994
TAME	SW8260B	8.4	0.60	4.2	ND		ug/L	04/08/22	0:26	JZ	464994
1,2-Dichloroethane	SW8260B	8.4	0.92	4.2	ND		ug/L	04/08/22	0:26	JZ	464994
Trichloroethylene	SW8260B	8.4	1.2	4.2	ND		ug/L	04/08/22	0:26	JZ	464994
Dibromomethane	SW8260B	8.4	0.90	4.2	ND		ug/L	04/08/22	0:26	JZ	464994
1,2-Dichloropropane	SW8260B	8.4	0.75	4.2	ND		ug/L	04/08/22	0:26	JZ	464994
Bromodichloromethane	SW8260B	8.4	0.64	4.2	ND		ug/L	04/08/22	0:26	JZ	464994
cis-1,3-Dichloropropene	SW8260B	8.4	0.66	4.2	ND		ug/L	04/08/22	0:26	JZ	464994
Toluene	SW8260B	8.4	1.2	4.2	ND		ug/L	04/08/22	0:26	JZ	464994
Tetrachloroethylene	SW8260B	8.4	2.0	4.2	ND		ug/L	04/08/22	0:26	JZ	464994
trans-1,3-Dichloropropene	SW8260B	8.4	1.8	4.2	ND		ug/L	04/08/22	0:26	JZ	464994
1,1,2-Trichloroethane	SW8260B	8.4	0.64	4.2	ND		ug/L	04/08/22	0:26	JZ	464994
Dibromochloromethane	SW8260B	8.4	1.5	4.2	ND		ug/L	04/08/22	0:26	JZ	464994
1,3-Dichloropropane	SW8260B	8.4	1.8	4.2	ND		ug/L	04/08/22	0:26	JZ	464994
1,2-Dibromoethane	SW8260B	8.4	0.66	4.2	ND		ug/L	04/08/22	0:26	JZ	464994
Chlorobenzene	SW8260B	8.4	1.4	4.2	ND		ug/L	04/08/22	0:26	JZ	464994

Torrent LABORATORY, INC.

SAMPLE RESULTS

Report prepared for: Peter Sims
Farallon Consulting

Date/Time Received: 04/06/22, 2:38 pm
Date Reported: 04/12/22

Client Sample ID:	IDW-GW	**Lab Sample ID:**	2204041-001A
Project Name/Location:	1055 Commercial	**Sample Matrix:**	Groundwater
Project Number:	1071-047		
Date/Time Sampled:	04/06/22 /		
SDG:			

Prep Method:	5030VOC	**Prep Batch Date/Time:**	4/7/22 1:11:00PM
Prep Batch ID:	1140621	**Prep Analyst:**	JZHAO

Parameters:	Analysis Method	DF	MDL	PQL	Results	Q	Units	Analyzed	Time	By	Analytical Batch
The results shown below are reported using their MDL.											
Ethylbenzene	SW8260B	8.4	1.6	4.2	ND		ug/L	04/08/22	0:26	JZ	464994
1,1,1,2-Tetrachloroethane	SW8260B	8.4	0.73	4.2	ND		ug/L	04/08/22	0:26	JZ	464994
m,p-Xylene	SW8260B	8.4	3.3	8.4	ND		ug/L	04/08/22	0:26	JZ	464994
o-Xylene	SW8260B	8.4	1.3	4.2	ND		ug/L	04/08/22	0:26	JZ	464994
Styrene	SW8260B	8.4	0.92	4.2	ND		ug/L	04/08/22	0:26	JZ	464994
Bromoform	SW8260B	8.4	0.64	4.2	ND		ug/L	04/08/22	0:26	JZ	464994
Isopropyl Benzene	SW8260B	8.4	1.8	4.2	ND		ug/L	04/08/22	0:26	JZ	464994
n-Propylbenzene	SW8260B	8.4	2.5	4.2	ND		ug/L	04/08/22	0:26	JZ	464994
Bromobenzene	SW8260B	8.4	1.3	4.2	ND		ug/L	04/08/22	0:26	JZ	464994
1,1,2,2-Tetrachloroethane	SW8260B	8.4	0.66	4.2	ND		ug/L	04/08/22	0:26	JZ	464994
2-Chlorotoluene	SW8260B	8.4	2.1	4.2	ND		ug/L	04/08/22	0:26	JZ	464994
1,3,5-Trimethylbenzene	SW8260B	8.4	2.0	4.2	ND		ug/L	04/08/22	0:26	JZ	464994
1,2,3-Trichloropropane	SW8260B	8.4	1.2	4.2	ND		ug/L	04/08/22	0:26	JZ	464994
4-Chlorotoluene	SW8260B	8.4	1.8	4.2	ND		ug/L	04/08/22	0:26	JZ	464994
tert-Butylbenzene	SW8260B	8.4	2.2	4.2	ND		ug/L	04/08/22	0:26	JZ	464994
1,2,4-Trimethylbenzene	SW8260B	8.4	1.9	4.2	ND		ug/L	04/08/22	0:26	JZ	464994
sec-Butyl Benzene	SW8260B	8.4	2.5	4.2	ND		ug/L	04/08/22	0:26	JZ	464994
p-Isopropyltoluene	SW8260B	8.4	2.2	4.2	ND		ug/L	04/08/22	0:26	JZ	464994
1,3-Dichlorobenzene	SW8260B	8.4	1.4	4.2	ND		ug/L	04/08/22	0:26	JZ	464994
1,4-Dichlorobenzene	SW8260B	8.4	1.5	4.2	ND		ug/L	04/08/22	0:26	JZ	464994
n-Butylbenzene	SW8260B	8.4	2.3	4.2	ND		ug/L	04/08/22	0:26	JZ	464994
1,2-Dichlorobenzene	SW8260B	8.4	1.3	4.2	ND		ug/L	04/08/22	0:26	JZ	464994
1,2-Dibromo-3-Chloropropane	SW8260B	8.4	6.4	17	ND		ug/L	04/08/22	0:26	JZ	464994
Hexachlorobutadiene	SW8260B	8.4	5.2	17	ND		ug/L	04/08/22	0:26	JZ	464994
1,2,4-Trichlorobenzene	SW8260B	8.4	7.8	17	ND		ug/L	04/08/22	0:26	JZ	464994
Naphthalene	SW8260B	8.4	10	17	ND		ug/L	04/08/22	0:26	JZ	464994
1,2,3-Trichlorobenzene	SW8260B	8.4	10	17	ND		ug/L	04/08/22	0:26	JZ	464994
(S) Dibromofluoromethane	SW8260B		61.2 - 131		**122**		%	04/08/22	0:26	JZ	464994
(S) Toluene-d8	SW8260B		75.1 - 127		**88.2**		%	04/08/22	0:26	JZ	464994
(S) 4-Bromofluorobenzene	SW8260B		64.1 - 120		**93.7**		%	04/08/22	0:26	JZ	464994

NOTE: Reporting limits were raised due to the nature of the sample matrix (foaming during purge).

Torrent LABORATORY, INC.

SAMPLE RESULTS

Report prepared for: Peter Sims
Farallon Consulting

Date/Time Received: 04/06/22, 2:38 pm
Date Reported: 04/12/22

Client Sample ID:	IDW-GW	**Lab Sample ID:**	2204041-001A
Project Name/Location:	1055 Commercial	**Sample Matrix:**	Groundwater
Project Number:	1071-047		
Date/Time Sampled:	04/06/22 /		
SDG:			

Prep Method:	5030GRO	**Prep Batch Date/Time:**	4/7/22	1:11:00PM
Prep Batch ID:	1140622	**Prep Analyst:**	JZHAO	

Parameters:	Analysis Method	DF	MDL	PQL	Results	Q	Units	Analyzed	Time	By	Analytical Batch
TPH Gasoline	8260TPH	8.4	250	420	ND		ug/L	04/08/22	0:26	JZ	464994
(S) 4-Bromofluorobenzene	8260TPH		41.5 - 125		**83.9**		%	04/08/22	0:26	JZ	464994

NOTE: Reporting limits were raised due to the nature of the sample matrix (foaming during purge).

Torrent LABORATORY, INC.

SAMPLE RESULTS

Report prepared for: Peter Sims
Farallon Consulting

Date/Time Received: 04/06/22, 2:38 pm
Date Reported: 04/12/22

Client Sample ID:	IDW-GW	**Lab Sample ID:**	2204041-001B
Project Name/Location:	1055 Commercial	**Sample Matrix:**	Groundwater
Project Number:	1071-047		
Date/Time Sampled:	04/06/22 /		
SDG:			

Prep Method:	3510_TPH	**Prep Batch Date/Time:**	4/7/22 9:35:00AM
Prep Batch ID:	1140559	**Prep Analyst:**	NDUM

Parameters:	Analysis Method	DF	MDL	PQL	Results	Q	Units	Analyzed	Time	By	Analytical Batch
TPH as Diesel	SW8015B	1	0.037	0.10	**1.85**	x	mg/L	04/07/22	13:05	SN	464965
TPH as Motor Oil	SW8015B	1	0.11	0.40	**1.51**		mg/L	04/07/22	13:05	SN	464965
			Acceptance Limits								
Pentacosane (S)	SW8015B		59 - 129		**89.0**		%	04/07/22	13:05	SN	464965

NOTE: x- Diesel result due to over-lapping of oil range and unknown organics within diesel range heavier than diesel quantified as diesel

Torrent LABORATORY, INC.

MB Summary Report

Work Order:	2204041	**Prep Method:**	3510_TPH	**Prep Date:**	04/07/22	**Prep Batch:**	1140559
Matrix:	Water	**Analytical Method:**	SW8015B	**Analyzed Date:**	4/7/2022	**Analytical Batch:**	464965
Units:	mg/Kg						

Parameters	MDL	PQL	Method Blank Conc.	Lab Qualifier
TPH as Diesel	0.037	0.10	0.0672	
TPH as Motor Oil	0.11	0.40	0.161	
Pentacosane (S)			95.7	

Work Order:	2204041	**Prep Method:**	5030VOC	**Prep Date:**	04/07/22	**Prep Batch:**	1140621
Matrix:	Water	**Analytical Method:**	SW8260B	**Analyzed Date:**	4/7/2022	**Analytical Batch:**	464994
Units:	ug/L						

Parameters	MDL	PQL	Method Blank Conc.	Lab Qualifier
Dichlorodifluoromethane	0.26	0.50	ND	
Chloromethane	0.17	0.50	ND	
Vinyl Chloride	0.21	0.50	ND	
Bromomethane	0.21	0.50	ND	
Chloroethane	0.11	0.50	ND	
Trichlorofluoromethane	0.19	0.50	ND	
1,1-Dichloroethene	0.14	0.50	ND	
Freon 113	0.34	0.50	ND	
Methylene Chloride	0.13	1.0	ND	
trans-1,2-Dichloroethene	0.16	0.50	ND	
MTBE	0.077	0.50	ND	
tert-Butanol	2.9	5.0	ND	
DIPE	0.12	0.50	ND	
1,1-Dichloroethane	0.12	0.50	ND	
ETBE	0.064	0.50	ND	
cis-1,2-Dichloroethene	0.15	0.50	ND	
2,2-Dichloropropane	0.094	0.50	ND	
Bromochloromethane	0.15	0.50	ND	
Chloroform	0.12	0.50	ND	
Carbon Tetrachloride	0.16	0.50	ND	
1,1,1-Trichloroethane	0.16	0.50	ND	
1,1-Dichloropropene	0.19	0.50	ND	
Benzene	0.065	0.50	ND	
TAME	0.072	0.50	ND	
1,2-Dichloroethane	0.11	0.50	ND	
Trichloroethylene	0.15	0.50	ND	
Dibromomethane	0.11	0.50	ND	
1,2-Dichloropropane	0.089	0.50	ND	
Bromodichloromethane	0.076	0.50	ND	
cis-1,3-Dichloropropene	0.078	0.50	ND	
Toluene	0.14	0.50	ND	
Tetrachloroethylene	0.24	0.50	ND	
trans-1,3-Dichloropropene	0.22	0.50	ND	
1,1,2-Trichloroethane	0.076	0.50	ND	

Torrent LABORATORY, INC.

MB Summary Report

Work Order:	2204041	**Prep Method:**	5030VOC	**Prep Date:**	04/07/22	**Prep Batch:**	1140621
Matrix:	Water	**Analytical Method:**	SW8260B	**Analyzed Date:**	4/7/2022	**Analytical Batch:**	464994
Units:	ug/L						

Parameters	MDL	PQL	Method Blank Conc.	Lab Qualifier
Dibromochloromethane	0.18	0.50	ND	
1,3-Dichloropropane	0.22	0.50	ND	
1,2-Dibromoethane	0.079	0.50	ND	
Chlorobenzene	0.16	0.50	ND	
Ethylbenzene	0.20	0.50	ND	
1,1,1,2-Tetrachloroethane	0.087	0.50	ND	
m,p-Xylene	0.39	1.0	ND	
o-Xylene	0.15	0.50	ND	
Styrene	0.11	0.50	ND	
Bromoform	0.076	0.50	ND	
Isopropyl Benzene	0.22	0.50	ND	
n-Propylbenzene	0.30	0.50	ND	
Bromobenzene	0.15	0.50	ND	
1,1,2,2-Tetrachloroethane	0.079	0.50	ND	
2-Chlorotoluene	0.25	0.50	ND	
1,3,5-Trimethylbenzene	0.24	0.50	ND	
1,2,3-Trichloropropane	0.15	0.50	ND	
4-Chlorotoluene	0.22	0.50	ND	
tert-Butylbenzene	0.26	0.50	ND	
1,2,4-Trimethylbenzene	0.23	0.50	ND	
sec-Butyl Benzene	0.30	0.50	ND	
p-Isopropyltoluene	0.27	0.50	ND	
1,3-Dichlorobenzene	0.17	0.50	ND	
1,4-Dichlorobenzene	0.18	0.50	ND	
n-Butylbenzene	0.27	0.50	ND	
1,2-Dichlorobenzene	0.16	0.50	ND	
1,2-Dibromo-3-Chloropropane	0.76	2.0	ND	
Hexachlorobutadiene	0.62	2.0	ND	
1,2,4-Trichlorobenzene	0.93	2.0	ND	
Naphthalene	1.2	2.0	ND	
1,2,3-Trichlorobenzene	1.2	2.0	ND	
(S) Dibromofluoromethane			98.5	
(S) Toluene-d8			84.4	
(S) 4-Bromofluorobenzene			92.7	

Work Order:	2204041	**Prep Method:**	5030GRO	**Prep Date:**	04/07/22	**Prep Batch:**	1140622
Matrix:	Water	**Analytical Method:**	SW8260B	**Analyzed Date:**	4/7/2022	**Analytical Batch:**	464994
Units:	ug/L						

Parameters	MDL	PQL	Method Blank Conc.	Lab Qualifier
TPH Gasoline	29	50	ND	
(S) 4-Bromofluorobenzene			84.2	

Torrent LABORATORY, INC.

LCS/LCSD Summary Report

Raw values are used in quality control assessment.

Work Order:	2204041	**Prep Method:**	3510_TPH	**Prep Date:**	04/07/22	**Prep Batch:**	1140559
Matrix:	Water	**Analytical Method:**	SW8015B	**Analyzed Date:**	4/7/2022	**Analytical Batch:**	464965
Units:	mg/Kg						

Parameters	MDL	PQL	Method Blank Conc.	Spike Conc.	LCS % Recovery	LCSD % Recovery	LCS/LCSD % RPD	% Recovery Limits	% RPD Limits	Lab Qualifier
TPH as Diesel	0.037	0.10	0.0672	1.0	97.2	97.1	0.103	52 - 115	30	
Pentacosane (S)				200	101	95.1		59 - 129		

Work Order:	2204041	**Prep Method:**	5030VOC	**Prep Date:**	04/07/22	**Prep Batch:**	1140621
Matrix:	Water	**Analytical Method:**	SW8260B	**Analyzed Date:**	4/7/2022	**Analytical Batch:**	464994
Units:	ug/L						

Parameters	MDL	PQL	Method Blank Conc.	Spike Conc.	LCS % Recovery	LCSD % Recovery	LCS/LCSD % RPD	% Recovery Limits	% RPD Limits	Lab Qualifier
1,1-Dichloroethene	0.14	0.50	ND	17.9	101	105	3.81	61.4 - 129	30	
Benzene	0.16	0.50	ND	17.9	103	113	8.83	66.9 - 140	30	
Trichloroethylene	0.15	0.50	ND	17.9	107	107	0.522	69.3 - 144	30	
Toluene	0.14	0.50	ND	17.9	114	114	0.491	76.6 - 123	30	
Chlorobenzene	0.16	0.50	ND	17.9	106	106	0.000	73.9 - 137	30	
(S) Dibromofluoromethane				17.9	104	111		61.2 - 131		
(S) Toluene-d8				17.9	107	107		75.1 - 127		
(S) 4-Bromofluorobenzene				17.9	101	104		64.1 - 120		

Work Order:	2204041	**Prep Method:**	5030GRO	**Prep Date:**	04/07/22	**Prep Batch:**	1140622
Matrix:	Water	**Analytical Method:**	SW8260B	**Analyzed Date:**	4/8/2022	**Analytical Batch:**	464994
Units:	ug/L						

Parameters	MDL	PQL	Method Blank Conc.	Spike Conc.	LCS % Recovery	LCSD % Recovery	LCS/LCSD % RPD	% Recovery Limits	% RPD Limits	Lab Qualifier
TPH Gasoline	29	50	ND	238	102	102	0.411	52.4 - 127	30	
(S) 4-Bromofluorobenzene				11.9	105	100		41.5 - 125		

Laboratory Qualifiers and Definitions

DEFINITIONS:

Accuracy/Bias (% Recovery) - The closeness of agreement between an observed value and an accepted reference value.
Blank (Method/Preparation Blank) -MB/PB - An analyte-free matrix to which all reagents are added in the same volumes/proportions as used in sample processing. The method blank is used to document contamination resulting from the analytical process.
Duplicate - a field sample and/or laboratory QC sample prepared in duplicate following all of the same processes and procedures used on the original sample (sample duplicate, LCSD, MSD)
Laboratory Control Sample (LCS ad LCSD) - A known matrix spiked with compounds representative of the target analyte(s). This is used to document laboratory performance.
Matrix - the component or substrate that contains the analyte of interest (e.g., - groundwater, sediment, soil, waste water, etc)
Matrix Spike (MS/MSD) - Client sample spiked with identical concentrations of target analyte (s). The spiking occurs prior to the sample preparation and analysis. They are used to document the precision and bias of a method in a given sample matrix.
Method Detection Limit (MDL) - the minimum concentration of a substance that can be measured and reported with a 99% confidence that the analyte concentration is greater than zero
Practical Quantitation Limit/Reporting Limit/Limit of Quantitation (PQL/RL/LOQ) - a laboratory determined value at 2 to 5 times above the MDL that can be reproduced in a manner that results in a 99% confidence level that the result is both accurate and precise. PQLs/RLs/LODs reflect all preparation factors and/or dilution factors that have been applied to the sample during the preparation and/or analytical processes.
Precision (%RPD) - The agreement among a set of replicate/duplicate measurements without regard to known value of the replicates
Surrogate (S) or (Surr) - An organic compound which is similar to the target analyte(s) in chemical composition and behavior in the analytical process, but which is not normally found in environmental samples. Surrogates are used in most organic analysis to demonstrate matrix compatibility with the chosen method of analysis
Tentatively Identified Compound (TIC) - A compound not contained within the analytical calibration standards but present in the GCMS library of defined compounds. When the library is searched for an unknown compound, it can frequently give a tentative identification to the compound based on retention time and primary and secondary ion match. TICs are reported as estimates and are candidates for further investigation.
Units: the unit of measure used to express the reported result - **mg/L** and ***mg/Kg*** (equivalent to PPM - parts per million in **liquid** and ***solid***), **ug/L** and ***ug/Kg*** (equivalent to PPB - parts per billion in **liquid** and ***solid***), **ug/m3**, ***mg/m3***, **ppbv** and ***ppmv*** (all units of measure for reporting concentrations in air), **%** (equivalent to 10000 ppm or 1,000,000 ppb), **ug/Wipe** (concentration found on the surface of a single Wipe usually taken over a 100cm2 surface)

LABORATORY QUALIFIERS

B - Indicates when the analyte is found in the associated method or preparation blank
D - Surrogate is not recoverable due to the necessary dilution of the sample
E - Indicates the reportable value is outside of the calibration range of the instrument but within the linear range of the instrument (unless otherwise noted) Values reported with an E qualifier should be considered as estimated.
H- Indicates that the recommended holding time for the analyte or compound has been exceeded
J- Indicates a value between the method MDL and PQL and that the reported concentration should be considered as estimated rather the quantitative
NA - Not Analyzed
N/A - Not Applicable
ND - Not Detected at a concentration greater than the PQL/RL or, if reported to the MDL, at greater than the MDL.
NR - Not recoverable - a matrix spike concentration is not recoverable due to a concentration within the original sample that is greater than four times the spike concentration added
R- The % RPD between a duplicate set of samples is outside of the absolute values established by laboratory control charts
S- Spike recovery is outside of established method and/or laboratory control limits. Further explanation of the use of this qualifier should be included within a case narrative
X -Used to indicate that a value based on pattern identification is within the pattern range but not typical of the pattern found in standards. Further explanation may or may not be provided within the sample footnote and/or the case narrative.

Sample Receipt Checklist

Client Name: Farallon Consulting

Project Name: 1055 Commercial

Work Order No.: 2204041

Date and Time Received: 4/6/2022 2:38:00PM

Received By: Lorna Imbat

Physically Logged By: Lorna Imbat

Checklist Completed By: Lorna Imbat

Carrier Name: Client Drop Off

Chain of Custody (COC) Information

Chain of custody present?	Yes
Chain of custody signed when relinquished and received?	Yes
Chain of custody agrees with sample labels?	Yes
Custody seals intact on sample bottles?	Not Present

Sample Receipt Information

Custody seals intact on shipping container/cooler?	Not Present
Shipping Container/Cooler In Good Condition?	Yes
Samples in proper container/bottle?	Yes
Samples containers intact?	Yes
Sufficient sample volume for indicated test?	Yes

Sample Preservation and Hold Time (HT) Information

All samples received within holding time?	Yes			
Container/Temp Blank temperature in compliance?	Yes	Temperature:	6.0	°C
Water-VOA vials have zero headspace?	Yes			
Water-pH acceptable upon receipt?	N/A			

pH Checked by: n/a

pH Adjusted by: n/a

Comments:

Login Summary Report

Client ID:	TL6500	Farallon Consulting	**QC Level:**	II
Project Name:	1055 Commercial		**TAT Requested:**	5+ day:5
Project # :	1071-047		**Date Received:**	4/6/2022
Report Due Date:	4/13/2022		**Time Received:**	2:38 pm

Comments:

Work Order # : ***2204041***

WO Sample ID	Client Sample ID	Collection Date/Time	Matrix	Scheduled Disposal	Sample On Hold	Test On Hold	Requested Tests	Subbed
2204041-001A	IDW-GW	04/06/22	Water	10/03/22			VOC_W_8260B VOC_W_GRO	
2204041-001B	IDW-GW	04/06/22	Water	10/03/22			TPHDO_W_8015B(M)	

Torrent LABORATORY, INC.

Torrent LABORATORY, INC.
483 Sinclair Frontage Road
Milpitas, CA 95035
Phone: 408.263.5258
FAX: 408.263.8293
www.torrentlab.com

CHAIN OF CUSTODY

• NOTE: SHADED AREAS ARE FOR TORRENT LAB USE ONLY •

LAB WORK ORDER NO: 2204041

Company Name: Farallon Consulting ☐ ☒ Env. ☐ Special
Project #: 1071-047 PO #:
Address: 330 Franklin St. Suite 200
Project Name: 1055 Commercial Cust
City: Oakland State: CA Zip Code:
Comments: Cc. lmosqueda@farallonconsulting.com
Telephone: Cell: 408-835-5894
SAMPLER: L. Mosqueda Quote #:
REPORT TO: Peter Sims, Scott Allin BILL TO: AP@farallonconsulting.com
EMAIL: psims@farallonconsulting.com sallin@farallonconsulting.com

TURNAROUND TIME:
☐ 10 Work Days ☐ 4 Work Days ☐ 1 Work Day
☐ 7 Work Days ☐ 3 Work Days ☐ Noon - Nxt Day
☒ 5 Work Days ☐ 2 Work Days ☐ 2 - 8 Hours

SAMPLE TYPE:
☐ Storm Water ☐ Air
☒ ~~Waste Water~~ LM ☐ Wipe
☒ Ground Water ☐ Other
☐ Soil ☐ Product / Bulk

REPORT FORMAT:
☒ Level II - Std.
☒ Excel - EDD
☒ EDF ☒ Std.-EDD
☐ QC Level III
☐ QC Level IV

ANALYSIS REQUESTED

LAB ID	CANISTER I.D.	CLIENT'S SAMPLE I.D.	DATE / TIME SAMPLED	MATRIX	# OF CONT	CONT TYPE	TPH g & VOCs by 8260B	TPHmo & TPHd by 8015	Title 22 Metals by 6010/7471 LM	REMARKS
001A	B	IDW-GW-040622	04/06/2022	GW	6	1L & VOAs	X	X	X	

LM

	Relinquished By:	Print:	Date:	Time:	Received By:	Print:	Date:	Time:
1	Laura Mosqueda	Laura Mosqueda	04/06/2022	1438		L. D. Imlay	4-6-22	1438
2	Relinquished By:	Print:	Date:	Time:	Received By:	Print:	Date:	Time:

Were Samples Received in Good Condition? ☒ Yes ☐ NO Samples on Ice? ☐ Yes ☐ NO Method of Shipment D Sample seals intact? ☐ Yes ☐ NO ☐ N/A

NOTE: Samples are discarded by the laboratory 30 days from date of receipt unless other arrangements are made.

Log In By: _____ Date: _____ Labeled By: _____ Date: _____ Temp 6 #3c

Page 1 of 1 Rev. 4

ANALYTICAL REPORT

April 25, 2022

Farallon - Oakland, CA

Sample Delivery Group:	L1482009
Samples Received:	04/13/2022
Project Number:	
Description:	

Report To:

Peter Sims
330 Franklin Street
Suite 200
Oakland, CA 94607

Entire Report Reviewed By:

Brian Ford
Project Manager

Results relate only to the items tested or calibrated and are reported as rounded values. This test report shall not be reproduced, except in full, without written approval of the laboratory. Where applicable, sampling conducted by Pace Analytical National is performed per guidance provided in laboratory standard operating procedures ENV-SOP-MTJL-0067 and ENV-SOP-MTJL-0068. Where sampling conducted by the customer, results relate to the accuracy of the information provided, and as the samples are received.

TABLE OF CONTENTS

Cp: Cover Page 1

Tc: Table of Contents 2

Ss: Sample Summary 3

Cn: Case Narrative 6

Ds: Detection Summary 7

Sr: Sample Results 12

- MW-1 L1482009-01 12
- MW-2 L1482009-02 14
- MW-4 L1482009-03 17
- MW-6 L1482009-04 20
- MW-3 L1482009-05 23
- MW-7 L1482009-06 25
- MW-8 L1482009-07 27
- MW-9 L1482009-08 29
- MW-5 L1482009-09 32
- TB L1482009-10 34
- MW-10 L1482009-11 36

Qc: Quality Control Summary 38

- Mercury by Method 7470A 38
- Metals (ICPMS) by Method 6020 40
- Volatile Organic Compounds (GC) by Method 8015 42
- Volatile Organic Compounds (GC/MS) by Method 8260B 43
- Semi-Volatile Organic Compounds (GC) by Method 3511/8015 48

Gl: Glossary of Terms 50

Al: Accreditations & Locations 51

Sc: Sample Chain of Custody 52

MW-1 L1482009-01 GW

Collected by: Trevor Dooley | Collected date/time: 04/12/22 10:19 | Received date/time: 04/13/22 13:21

Method	Batch	Dilution	Preparation date/time	Analysis date/time	Analyst	Location
Mercury by Method 7470A	WG1850024	1	04/18/22 09:55	04/19/22 08:31	ABL	Mt. Juliet, TN
Metals (ICPMS) by Method 6020	WG1850277	1	04/19/22 11:52	04/19/22 18:07	LD	Mt. Juliet, TN
Volatile Organic Compounds (GC) by Method 8015	WG1849503	1	04/16/22 18:12	04/16/22 18:12	ACG	Mt. Juliet, TN
Volatile Organic Compounds (GC/MS) by Method 8260B	WG1848149	1	04/13/22 17:51	04/13/22 17:51	JCP	Sacramento, CA
Semi-Volatile Organic Compounds (GC) by Method 3511/8015	WG1851222	1	04/20/22 03:49	04/20/22 17:13	DMG	Mt. Juliet, TN

MW-2 L1482009-02 GW

Collected by: Trevor Dooley | Collected date/time: 04/12/22 10:52 | Received date/time: 04/13/22 13:21

Method	Batch	Dilution	Preparation date/time	Analysis date/time	Analyst	Location
Mercury by Method 7470A	WG1850024	1	04/18/22 09:55	04/19/22 08:55	ABL	Mt. Juliet, TN
Metals (ICPMS) by Method 6020	WG1850277	1	04/19/22 11:52	04/19/22 18:10	LD	Mt. Juliet, TN
Volatile Organic Compounds (GC) by Method 8015	WG1849503	1	04/16/22 18:33	04/16/22 18:33	ACG	Mt. Juliet, TN
Volatile Organic Compounds (GC/MS) by Method 8260B	WG1848149	1	04/13/22 18:12	04/13/22 18:12	JCP	Sacramento, CA
Semi-Volatile Organic Compounds (GC) by Method 3511/8015	WG1851222	1	04/20/22 03:49	04/20/22 17:33	DMG	Mt. Juliet, TN
Semi-Volatile Organic Compounds (GC) by Method 3511/8015	WG1851222	5	04/20/22 03:49	04/21/22 10:38	DMG	Mt. Juliet, TN

MW-4 L1482009-03 GW

Collected by: Trevor Dooley | Collected date/time: 04/12/22 11:22 | Received date/time: 04/13/22 13:21

Method	Batch	Dilution	Preparation date/time	Analysis date/time	Analyst	Location
Mercury by Method 7470A	WG1850024	1	04/18/22 09:55	04/19/22 08:57	ABL	Mt. Juliet, TN
Metals (ICPMS) by Method 6020	WG1850277	1	04/19/22 11:52	04/19/22 18:13	LD	Mt. Juliet, TN
Volatile Organic Compounds (GC) by Method 8015	WG1849503	1	04/16/22 18:55	04/16/22 18:55	ACG	Mt. Juliet, TN
Volatile Organic Compounds (GC/MS) by Method 8260B	WG1848149	1	04/13/22 18:32	04/13/22 18:32	JCP	Sacramento, CA
Volatile Organic Compounds (GC/MS) by Method 8260B	WG1848864	20	04/15/22 03:25	04/15/22 03:25	JCP	Sacramento, CA
Semi-Volatile Organic Compounds (GC) by Method 3511/8015	WG1851222	1	04/20/22 03:49	04/21/22 10:15	DMG	Mt. Juliet, TN

MW-6 L1482009-04 GW

Collected by: Trevor Dooley | Collected date/time: 04/12/22 11:51 | Received date/time: 04/13/22 13:21

Method	Batch	Dilution	Preparation date/time	Analysis date/time	Analyst	Location
Mercury by Method 7470A	WG1850024	1	04/18/22 09:55	04/19/22 08:58	ABL	Mt. Juliet, TN
Metals (ICPMS) by Method 6020	WG1850277	1	04/19/22 11:52	04/19/22 18:52	LD	Mt. Juliet, TN
Volatile Organic Compounds (GC) by Method 8015	WG1849503	1	04/16/22 19:16	04/16/22 19:16	ACG	Mt. Juliet, TN
Volatile Organic Compounds (GC/MS) by Method 8260B	WG1848149	1	04/13/22 18:53	04/13/22 18:53	JCP	Sacramento, CA
Volatile Organic Compounds (GC/MS) by Method 8260B	WG1848864	1	04/15/22 03:46	04/15/22 03:46	JCP	Sacramento, CA
Semi-Volatile Organic Compounds (GC) by Method 3511/8015	WG1851222	2	04/20/22 03:49	04/20/22 18:13	DMG	Mt. Juliet, TN

MW-3 L1482009-05 GW

Collected by: Trevor Dooley | Collected date/time: 04/12/22 12:28 | Received date/time: 04/13/22 13:21

Method	Batch	Dilution	Preparation date/time	Analysis date/time	Analyst	Location
Mercury by Method 7470A	WG1850024	1	04/18/22 09:55	04/19/22 09:00	ABL	Mt. Juliet, TN
Metals (ICPMS) by Method 6020	WG1850277	1	04/19/22 11:52	04/19/22 18:20	LD	Mt. Juliet, TN
Volatile Organic Compounds (GC) by Method 8015	WG1849503	1	04/16/22 19:38	04/16/22 19:38	ACG	Mt. Juliet, TN
Volatile Organic Compounds (GC/MS) by Method 8260B	WG1848149	1	04/13/22 19:13	04/13/22 19:13	JCP	Sacramento, CA
Semi-Volatile Organic Compounds (GC) by Method 3511/8015	WG1851222	1	04/20/22 03:49	04/21/22 09:34	DMG	Mt. Juliet, TN

1 Cp
2 Tc
3 Ss
4 Cn
5 Ds
6 Sr
7 Qc
8 Gl
9 Al
10 Sc

MW-7 L1482009-06 GW

Collected by: Trevor Dooley | Collected date/time: 04/12/22 13:03 | Received date/time: 04/13/22 13:21

Method	Batch	Dilution	Preparation date/time	Analysis date/time	Analyst	Location
Mercury by Method 7470A	WG1850024	1	04/18/22 09:55	04/19/22 09:02	ABL	Mt. Juliet, TN
Metals (ICPMS) by Method 6020	WG1850277	1	04/19/22 11:52	04/19/22 18:56	LD	Mt. Juliet, TN
Volatile Organic Compounds (GC) by Method 8015	WG1849503	1	04/16/22 19:59	04/16/22 19:59	ACG	Mt. Juliet, TN
Volatile Organic Compounds (GC/MS) by Method 8260B	WG1848149	1	04/13/22 19:34	04/13/22 19:34	JCP	Sacramento, CA
Semi-Volatile Organic Compounds (GC) by Method 3511/8015	WG1851222	1	04/20/22 03:49	04/20/22 18:54	DMG	Mt. Juliet, TN
Semi-Volatile Organic Compounds (GC) by Method 3511/8015	WG1851222	5	04/20/22 03:49	04/21/22 10:58	DMG	Mt. Juliet, TN

MW-8 L1482009-07 GW

Collected by: Trevor Dooley | Collected date/time: 04/12/22 13:34 | Received date/time: 04/13/22 13:21

Method	Batch	Dilution	Preparation date/time	Analysis date/time	Analyst	Location
Mercury by Method 7470A	WG1850024	1	04/18/22 09:55	04/19/22 09:04	ABL	Mt. Juliet, TN
Metals (ICPMS) by Method 6020	WG1850277	1	04/19/22 11:52	04/19/22 18:59	LD	Mt. Juliet, TN
Volatile Organic Compounds (GC) by Method 8015	WG1849503	1	04/16/22 20:21	04/16/22 20:21	ACG	Mt. Juliet, TN
Volatile Organic Compounds (GC/MS) by Method 8260B	WG1848149	1	04/13/22 19:54	04/13/22 19:54	JCP	Sacramento, CA
Semi-Volatile Organic Compounds (GC) by Method 3511/8015	WG1851586	1	04/21/22 08:30	04/21/22 22:31	MWS	Mt. Juliet, TN
Semi-Volatile Organic Compounds (GC) by Method 3511/8015	WG1851586	5	04/21/22 08:30	04/22/22 15:00	JAS	Mt. Juliet, TN

MW-9 L1482009-08 GW

Collected by: Trevor Dooley | Collected date/time: 04/12/22 14:17 | Received date/time: 04/13/22 13:21

Method	Batch	Dilution	Preparation date/time	Analysis date/time	Analyst	Location
Mercury by Method 7470A	WG1850024	1	04/18/22 09:55	04/19/22 09:06	ABL	Mt. Juliet, TN
Metals (ICPMS) by Method 6020	WG1850277	1	04/19/22 11:52	04/19/22 19:03	LD	Mt. Juliet, TN
Volatile Organic Compounds (GC) by Method 8015	WG1849503	1	04/16/22 21:38	04/16/22 21:38	ACG	Mt. Juliet, TN
Volatile Organic Compounds (GC/MS) by Method 8260B	WG1848149	1	04/13/22 20:15	04/13/22 20:15	JCP	Sacramento, CA
Semi-Volatile Organic Compounds (GC) by Method 3511/8015	WG1851586	1	04/21/22 08:30	04/21/22 22:51	MWS	Mt. Juliet, TN
Semi-Volatile Organic Compounds (GC) by Method 3511/8015	WG1851586	5	04/21/22 08:30	04/22/22 13:59	JAS	Mt. Juliet, TN

MW-5 L1482009-09 GW

Collected by: Trevor Dooley | Collected date/time: 04/12/22 14:56 | Received date/time: 04/13/22 13:21

Method	Batch	Dilution	Preparation date/time	Analysis date/time	Analyst	Location
Mercury by Method 7470A	WG1848995	1	04/20/22 09:52	04/21/22 13:58	MRW	Mt. Juliet, TN
Metals (ICPMS) by Method 6020	WG1850277	1	04/19/22 11:52	04/19/22 18:33	LD	Mt. Juliet, TN
Volatile Organic Compounds (GC) by Method 8015	WG1849503	1	04/16/22 22:00	04/16/22 22:00	ACG	Mt. Juliet, TN
Volatile Organic Compounds (GC/MS) by Method 8260B	WG1848149	1	04/13/22 20:35	04/13/22 20:35	JCP	Sacramento, CA
Semi-Volatile Organic Compounds (GC) by Method 3511/8015	WG1851586	1	04/21/22 08:30	04/22/22 20:41	JAS	Mt. Juliet, TN

TB L1482009-10 GW

Collected by: Trevor Dooley | Collected date/time: 04/12/22 00:00 | Received date/time: 04/13/22 13:21

Method	Batch	Dilution	Preparation date/time	Analysis date/time	Analyst	Location
Volatile Organic Compounds (GC/MS) by Method 8260B	WG1848149	1	04/13/22 17:30	04/13/22 17:30	JCP	Sacramento, CA

SAMPLE SUMMARY

MW-10 L1482009-11 GW

Collected by: Trevor Dooley
Collected date/time: 04/13/22 10:20
Received date/time: 04/13/22 13:21

Method	Batch	Dilution	Preparation date/time	Analysis date/time	Analyst	Location
Mercury by Method 7470A	WG1848995	1	04/20/22 09:52	04/21/22 14:00	MRW	Mt. Juliet, TN
Metals (ICPMS) by Method 6020	WG1850277	1	04/19/22 11:52	04/19/22 19:07	LD	Mt. Juliet, TN
Volatile Organic Compounds (GC) by Method 8015	WG1849503	1	04/16/22 22:21	04/16/22 22:21	ACG	Mt. Juliet, TN
Volatile Organic Compounds (GC/MS) by Method 8260B	WG1848149	1	04/13/22 20:56	04/13/22 20:56	JCP	Sacramento, CA
Semi-Volatile Organic Compounds (GC) by Method 3511/8015	WG1851586	1	04/21/22 08:30	04/21/22 23:31	MWS	Mt. Juliet, TN
Semi-Volatile Organic Compounds (GC) by Method 3511/8015	WG1851586	5	04/21/22 08:30	04/22/22 14:40	JAS	Mt. Juliet, TN

CASE NARRATIVE

All sample aliquots were received at the correct temperature, in the proper containers, with the appropriate preservatives, and within method specified holding times, unless qualified or notated within the report. Where applicable, all MDL (LOD) and RDL (LOQ) values reported for environmental samples have been corrected for the dilution factor used in the analysis. All Method and Batch Quality Control are within established criteria except where addressed in this case narrative, a non-conformance form or properly qualified within the sample results. By my digital signature below, I affirm to the best of my knowledge, all problems/anomalies observed by the laboratory as having the potential to affect the quality of the data have been identified by the laboratory, and no information or data have been knowingly withheld that would affect the quality of the data.

Brian Ford
Project Manager

Sample Delivery Group (SDG) Narrative

pH outside of method requirement.

Lab Sample ID	Project Sample ID	Method
L1482009-02	MW-2	3511/8015
L1482009-03	MW-4	3511/8015
L1482009-04	MW-6	3511/8015
L1482009-05	MW-3	3511/8015
L1482009-06	MW-7	3511/8015
L1482009-07	MW-8	3511/8015
L1482009-08	MW-9	3511/8015
L1482009-09	MW-5	3511/8015
L1482009-11	MW-10	3511/8015

DETECTION SUMMARY

Metals (ICPMS) by Method 6020

Client ID	Lab Sample ID	Analyte	Result ug/l	Qualifier	MDL ug/l	RDL ug/l	Dilution	Analysis date / time	Batch
MW-1	L1482009-01	Arsenic,Dissolved	56.4		0.180	2.00	1	04/19/2022 18:07	WG1850277
MW-1	L1482009-01	Barium,Dissolved	114		0.381	2.00	1	04/19/2022 18:07	WG1850277
MW-1	L1482009-01	Cobalt,Dissolved	0.579	J	0.0596	2.00	1	04/19/2022 18:07	WG1850277
MW-1	L1482009-01	Molybdenum,Dissolved	9.43		0.348	5.00	1	04/19/2022 18:07	WG1850277
MW-1	L1482009-01	Nickel,Dissolved	1.00	J	0.816	2.00	1	04/19/2022 18:07	WG1850277
MW-2	L1482009-02	Arsenic,Dissolved	15.0		0.180	2.00	1	04/19/2022 18:10	WG1850277
MW-2	L1482009-02	Barium,Dissolved	679		0.381	2.00	1	04/19/2022 18:10	WG1850277
MW-2	L1482009-02	Chromium,Dissolved	3.51		1.24	2.00	1	04/19/2022 18:10	WG1850277
MW-2	L1482009-02	Copper,Dissolved	8.66		1.51	5.00	1	04/19/2022 18:10	WG1850277
MW-2	L1482009-02	Cobalt,Dissolved	7.88		0.0596	2.00	1	04/19/2022 18:10	WG1850277
MW-2	L1482009-02	Lead,Dissolved	1.27	J	0.849	2.00	1	04/19/2022 18:10	WG1850277
MW-2	L1482009-02	Molybdenum,Dissolved	8.48		0.348	5.00	1	04/19/2022 18:10	WG1850277
MW-2	L1482009-02	Nickel,Dissolved	26.3		0.816	2.00	1	04/19/2022 18:10	WG1850277
MW-2	L1482009-02	Selenium,Dissolved	0.574	J	0.300	2.00	1	04/19/2022 18:10	WG1850277
MW-2	L1482009-02	Vanadium,Dissolved	3.25	J	0.664	5.00	1	04/19/2022 18:10	WG1850277
MW-2	L1482009-02	Zinc,Dissolved	11.0	J	3.02	25.0	1	04/19/2022 18:10	WG1850277
MW-4	L1482009-03	Arsenic,Dissolved	32.9		0.180	2.00	1	04/19/2022 18:13	WG1850277
MW-4	L1482009-03	Barium,Dissolved	118		0.381	2.00	1	04/19/2022 18:13	WG1850277
MW-4	L1482009-03	Copper,Dissolved	12.0		1.51	5.00	1	04/19/2022 18:13	WG1850277
MW-4	L1482009-03	Cobalt,Dissolved	1.35	J	0.0596	2.00	1	04/19/2022 18:13	WG1850277
MW-4	L1482009-03	Molybdenum,Dissolved	9.38		0.348	5.00	1	04/19/2022 18:13	WG1850277
MW-4	L1482009-03	Nickel,Dissolved	6.10		0.816	2.00	1	04/19/2022 18:13	WG1850277
MW-4	L1482009-03	Selenium,Dissolved	0.373	J	0.300	2.00	1	04/19/2022 18:13	WG1850277
MW-4	L1482009-03	Vanadium,Dissolved	1.01	J	0.664	5.00	1	04/19/2022 18:13	WG1850277
MW-4	L1482009-03	Zinc,Dissolved	3.25	J	3.02	25.0	1	04/19/2022 18:13	WG1850277
MW-6	L1482009-04	Antimony,Dissolved	1.28	J	1.03	4.00	1	04/19/2022 18:52	WG1850277
MW-6	L1482009-04	Arsenic,Dissolved	24.5		0.180	2.00	1	04/19/2022 18:52	WG1850277
MW-6	L1482009-04	Barium,Dissolved	669		0.381	2.00	1	04/19/2022 18:52	WG1850277
MW-6	L1482009-04	Cadmium,Dissolved	0.203	J	0.150	1.00	1	04/19/2022 18:52	WG1850277
MW-6	L1482009-04	Chromium,Dissolved	23.5		1.24	2.00	1	04/19/2022 18:52	WG1850277
MW-6	L1482009-04	Copper,Dissolved	11.3		1.51	5.00	1	04/19/2022 18:52	WG1850277
MW-6	L1482009-04	Cobalt,Dissolved	6.44		0.0596	2.00	1	04/19/2022 18:52	WG1850277
MW-6	L1482009-04	Lead,Dissolved	45.4		0.849	2.00	1	04/19/2022 18:52	WG1850277
MW-6	L1482009-04	Molybdenum,Dissolved	5.36		0.348	5.00	1	04/19/2022 18:52	WG1850277
MW-6	L1482009-04	Nickel,Dissolved	24.5		0.816	2.00	1	04/19/2022 18:52	WG1850277
MW-6	L1482009-04	Selenium,Dissolved	0.498	J	0.300	2.00	1	04/19/2022 18:52	WG1850277
MW-6	L1482009-04	Silver,Dissolved	0.0935	J	0.0700	2.00	1	04/19/2022 18:52	WG1850277
MW-6	L1482009-04	Vanadium,Dissolved	13.1		0.664	5.00	1	04/19/2022 18:52	WG1850277
MW-6	L1482009-04	Zinc,Dissolved	50.9		3.02	25.0	1	04/19/2022 18:52	WG1850277
MW-3	L1482009-05	Arsenic,Dissolved	13.7		0.180	2.00	1	04/19/2022 18:20	WG1850277
MW-3	L1482009-05	Barium,Dissolved	146		0.381	2.00	1	04/19/2022 18:20	WG1850277
MW-3	L1482009-05	Chromium,Dissolved	1.97	J	1.24	2.00	1	04/19/2022 18:20	WG1850277
MW-3	L1482009-05	Copper,Dissolved	4.45	J	1.51	5.00	1	04/19/2022 18:20	WG1850277
MW-3	L1482009-05	Cobalt,Dissolved	1.71	J	0.0596	2.00	1	04/19/2022 18:20	WG1850277
MW-3	L1482009-05	Molybdenum,Dissolved	9.05		0.348	5.00	1	04/19/2022 18:20	WG1850277
MW-3	L1482009-05	Nickel,Dissolved	8.11		0.816	2.00	1	04/19/2022 18:20	WG1850277
MW-3	L1482009-05	Selenium,Dissolved	0.374	J	0.300	2.00	1	04/19/2022 18:20	WG1850277
MW-3	L1482009-05	Vanadium,Dissolved	2.93	J	0.664	5.00	1	04/19/2022 18:20	WG1850277
MW-3	L1482009-05	Zinc,Dissolved	39.1		3.02	25.0	1	04/19/2022 18:20	WG1850277

DETECTION SUMMARY

Metals (ICPMS) by Method 6020

Client ID	Lab Sample ID	Analyte	Result ug/l	Qualifier	MDL ug/l	RDL ug/l	Dilution	Analysis date / time	Batch
MW-7	L1482009-06	Arsenic,Dissolved	9.09		0.180	2.00	1	04/19/2022 18:56	WG1850277
MW-7	L1482009-06	Barium,Dissolved	2300		0.381	2.00	1	04/19/2022 18:56	WG1850277
MW-7	L1482009-06	Chromium,Dissolved	21.7		1.24	2.00	1	04/19/2022 18:56	WG1850277
MW-7	L1482009-06	Copper,Dissolved	9.70		1.51	5.00	1	04/19/2022 18:56	WG1850277
MW-7	L1482009-06	Cobalt,Dissolved	15.7		0.0596	2.00	1	04/19/2022 18:56	WG1850277
MW-7	L1482009-06	Lead,Dissolved	3.47		0.849	2.00	1	04/19/2022 18:56	WG1850277
MW-7	L1482009-06	Molybdenum,Dissolved	0.744	J	0.348	5.00	1	04/19/2022 18:56	WG1850277
MW-7	L1482009-06	Nickel,Dissolved	67.1		0.816	2.00	1	04/19/2022 18:56	WG1850277
MW-7	L1482009-06	Selenium,Dissolved	0.498	J	0.300	2.00	1	04/19/2022 18:56	WG1850277
MW-7	L1482009-06	Vanadium,Dissolved	4.60	J	0.664	5.00	1	04/19/2022 18:56	WG1850277
MW-7	L1482009-06	Zinc,Dissolved	7.88	J	3.02	25.0	1	04/19/2022 18:56	WG1850277
MW-8	L1482009-07	Arsenic,Dissolved	3.28		0.180	2.00	1	04/19/2022 18:59	WG1850277
MW-8	L1482009-07	Barium,Dissolved	2220		0.381	2.00	1	04/19/2022 18:59	WG1850277
MW-8	L1482009-07	Chromium,Dissolved	6.41		1.24	2.00	1	04/19/2022 18:59	WG1850277
MW-8	L1482009-07	Cobalt,Dissolved	16.3		0.0596	2.00	1	04/19/2022 18:59	WG1850277
MW-8	L1482009-07	Molybdenum,Dissolved	0.519	J	0.348	5.00	1	04/19/2022 18:59	WG1850277
MW-8	L1482009-07	Nickel,Dissolved	55.5		0.816	2.00	1	04/19/2022 18:59	WG1850277
MW-8	L1482009-07	Selenium,Dissolved	0.414	J	0.300	2.00	1	04/19/2022 18:59	WG1850277
MW-8	L1482009-07	Vanadium,Dissolved	2.14	J	0.664	5.00	1	04/19/2022 18:59	WG1850277
MW-8	L1482009-07	Zinc,Dissolved	4.42	J	3.02	25.0	1	04/19/2022 18:59	WG1850277
MW-9	L1482009-08	Arsenic,Dissolved	4.88		0.180	2.00	1	04/19/2022 19:03	WG1850277
MW-9	L1482009-08	Barium,Dissolved	1470		0.381	2.00	1	04/19/2022 19:03	WG1850277
MW-9	L1482009-08	Chromium,Dissolved	7.18		1.24	2.00	1	04/19/2022 19:03	WG1850277
MW-9	L1482009-08	Cobalt,Dissolved	11.9		0.0596	2.00	1	04/19/2022 19:03	WG1850277
MW-9	L1482009-08	Molybdenum,Dissolved	0.459	J	0.348	5.00	1	04/19/2022 19:03	WG1850277
MW-9	L1482009-08	Nickel,Dissolved	88.0		0.816	2.00	1	04/19/2022 19:03	WG1850277
MW-9	L1482009-08	Selenium,Dissolved	0.390	J	0.300	2.00	1	04/19/2022 19:03	WG1850277
MW-9	L1482009-08	Vanadium,Dissolved	3.46	J	0.664	5.00	1	04/19/2022 19:03	WG1850277
MW-5	L1482009-09	Arsenic,Dissolved	49.2		0.180	2.00	1	04/19/2022 18:33	WG1850277
MW-5	L1482009-09	Barium,Dissolved	825		0.381	2.00	1	04/19/2022 18:33	WG1850277
MW-5	L1482009-09	Cobalt,Dissolved	4.21		0.0596	2.00	1	04/19/2022 18:33	WG1850277
MW-5	L1482009-09	Molybdenum,Dissolved	8.97		0.348	5.00	1	04/19/2022 18:33	WG1850277
MW-5	L1482009-09	Nickel,Dissolved	11.4		0.816	2.00	1	04/19/2022 18:33	WG1850277
MW-5	L1482009-09	Selenium,Dissolved	0.411	J	0.300	2.00	1	04/19/2022 18:33	WG1850277
MW-5	L1482009-09	Vanadium,Dissolved	1.52	J	0.664	5.00	1	04/19/2022 18:33	WG1850277
MW-10	L1482009-11	Arsenic,Dissolved	10.1		0.180	2.00	1	04/19/2022 19:07	WG1850277
MW-10	L1482009-11	Barium,Dissolved	3610		0.381	2.00	1	04/19/2022 19:07	WG1850277
MW-10	L1482009-11	Chromium,Dissolved	5.10		1.24	2.00	1	04/19/2022 19:07	WG1850277
MW-10	L1482009-11	Cobalt,Dissolved	19.9		0.0596	2.00	1	04/19/2022 19:07	WG1850277
MW-10	L1482009-11	Molybdenum,Dissolved	1.29	J	0.348	5.00	1	04/19/2022 19:07	WG1850277
MW-10	L1482009-11	Nickel,Dissolved	88.0		0.816	2.00	1	04/19/2022 19:07	WG1850277
MW-10	L1482009-11	Selenium,Dissolved	0.336	J	0.300	2.00	1	04/19/2022 19:07	WG1850277
MW-10	L1482009-11	Vanadium,Dissolved	2.62	J	0.664	5.00	1	04/19/2022 19:07	WG1850277

Volatile Organic Compounds (GC) by Method 8015

Client ID	Lab Sample ID	Analyte	Result ug/l	Qualifier	MDL ug/l	RDL ug/l	Dilution	Analysis date / time	Batch
MW-1	L1482009-01	TPHG C5 - C12	38.0	B J	30.4	100	1	04/16/2022 18:12	WG1849503
MW-2	L1482009-02	TPHG C5 - C12	182	B	30.4	100	1	04/16/2022 18:33	WG1849503
MW-4	L1482009-03	TPHG C5 - C12	386	B	30.4	100	1	04/16/2022 18:55	WG1849503
MW-6	L1482009-04	TPHG C5 - C12	200	B	30.4	100	1	04/16/2022 19:16	WG1849503
MW-3	L1482009-05	TPHG C5 - C12	71.7	B J	30.4	100	1	04/16/2022 19:38	WG1849503
MW-7	L1482009-06	TPHG C5 - C12	292	B	30.4	100	1	04/16/2022 19:59	WG1849503
MW-8	L1482009-07	TPHG C5 - C12	225	B	30.4	100	1	04/16/2022 20:21	WG1849503
MW-9	L1482009-08	TPHG C5 - C12	305	B	30.4	100	1	04/16/2022 21:38	WG1849503

DETECTION SUMMARY

Volatile Organic Compounds (GC) by Method 8015

Client ID	Lab Sample ID	Analyte	Result ug/l	Qualifier	MDL ug/l	RDL ug/l	Dilution	Analysis date / time	Batch
MW-5	L1482009-09	TPHG C5 - C12	82.1	B J	30.4	100	1	04/16/2022 22:00	WG1849503
MW-10	L1482009-11	TPHG C5 - C12	140	B	30.4	100	1	04/16/2022 22:21	WG1849503

Volatile Organic Compounds (GC/MS) by Method 8260B

Client ID	Lab Sample ID	Analyte	Result ug/l	Qualifier	MDL ug/l	RDL ug/l	Dilution	Analysis date / time	Batch
MW-1	L1482009-01	n-Propylbenzene	0.126	J	0.0993	1.00	1	04/13/2022 17:51	WG1848149
MW-2	L1482009-02	Benzene	0.397	J	0.0941	1.00	1	04/13/2022 18:12	WG1848149
MW-2	L1482009-02	Chlorobenzene	0.251	J	0.116	1.00	1	04/13/2022 18:12	WG1848149
MW-2	L1482009-02	1,4-Dichlorobenzene	0.222	J	0.120	1.00	1	04/13/2022 18:12	WG1848149
MW-2	L1482009-02	cis-1,2-Dichloroethene	4.29		0.126	1.00	1	04/13/2022 18:12	WG1848149
MW-2	L1482009-02	p-Isopropyltoluene	0.125	J	0.120	1.00	1	04/13/2022 18:12	WG1848149
MW-2	L1482009-02	4-Methyl-2-pentanone (MIBK)	1.46	J	0.478	10.0	1	04/13/2022 18:12	WG1848149
MW-2	L1482009-02	Methyl tert-butyl ether	3.86		0.101	1.00	1	04/13/2022 18:12	WG1848149
MW-2	L1482009-02	Trichloroethene	0.241	J	0.190	1.00	1	04/13/2022 18:12	WG1848149
MW-2	L1482009-02	Vinyl chloride	8.12		0.234	1.00	1	04/13/2022 18:12	WG1848149
MW-2	L1482009-02	Xylenes, Total	0.291	J	0.174	3.00	1	04/13/2022 18:12	WG1848149
MW-4	L1482009-03	Benzene	0.361	J	0.0941	1.00	1	04/13/2022 18:32	WG1848149
MW-4	L1482009-03	1,1-Dichloroethene	2.02		0.188	1.00	1	04/13/2022 18:32	WG1848149
MW-4	L1482009-03	cis-1,2-Dichloroethene	585		2.52	20.0	20	04/15/2022 03:25	WG1848864
MW-4	L1482009-03	trans-1,2-Dichloroethene	10.8		0.149	1.00	1	04/13/2022 18:32	WG1848149
MW-4	L1482009-03	Methyl tert-butyl ether	6.35		0.101	1.00	1	04/13/2022 18:32	WG1848149
MW-4	L1482009-03	Trichloroethene	0.509	J	0.190	1.00	1	04/13/2022 18:32	WG1848149
MW-4	L1482009-03	Vinyl chloride	379		4.68	20.0	20	04/15/2022 03:25	WG1848864
MW-6	L1482009-04	Acetone	22.7	J	11.3	50.0	1	04/13/2022 18:53	WG1848149
MW-6	L1482009-04	Benzene	2.23		0.0941	1.00	1	04/13/2022 18:53	WG1848149
MW-6	L1482009-04	n-Butylbenzene	0.202	J	0.157	1.00	1	04/13/2022 18:53	WG1848149
MW-6	L1482009-04	sec-Butylbenzene	0.320	J	0.125	1.00	1	04/13/2022 18:53	WG1848149
MW-6	L1482009-04	Chlorobenzene	0.264	J	0.116	1.00	1	04/13/2022 18:53	WG1848149
MW-6	L1482009-04	1,4-Dichlorobenzene	0.964	J	0.120	1.00	1	04/13/2022 18:53	WG1848149
MW-6	L1482009-04	cis-1,2-Dichloroethene	0.417	J	0.126	1.00	1	04/15/2022 03:46	WG1848864
MW-6	L1482009-04	Di-isopropyl ether	0.750	J	0.105	1.00	1	04/13/2022 18:53	WG1848149
MW-6	L1482009-04	Ethylbenzene	1.35		0.137	1.00	1	04/13/2022 18:53	WG1848149
MW-6	L1482009-04	Isopropylbenzene	0.586	J	0.105	1.00	1	04/13/2022 18:53	WG1848149
MW-6	L1482009-04	p-Isopropyltoluene	0.584	J	0.120	1.00	1	04/13/2022 18:53	WG1848149
MW-6	L1482009-04	2-Butanone (MEK)	6.81	J	1.19	10.0	1	04/13/2022 18:53	WG1848149
MW-6	L1482009-04	4-Methyl-2-pentanone (MIBK)	2.69	J	0.478	10.0	1	04/13/2022 18:53	WG1848149
MW-6	L1482009-04	Methyl tert-butyl ether	16.8		0.101	1.00	1	04/13/2022 18:53	WG1848149
MW-6	L1482009-04	Naphthalene	5.05		1.00	5.00	1	04/13/2022 18:53	WG1848149
MW-6	L1482009-04	n-Propylbenzene	0.535	J	0.0993	1.00	1	04/13/2022 18:53	WG1848149
MW-6	L1482009-04	Tetrachloroethene	0.994	J	0.300	1.00	1	04/13/2022 18:53	WG1848149
MW-6	L1482009-04	Toluene	1.99		0.278	1.00	1	04/13/2022 18:53	WG1848149
MW-6	L1482009-04	1,2,4-Trimethylbenzene	2.59		0.322	1.00	1	04/13/2022 18:53	WG1848149
MW-6	L1482009-04	1,2,3-Trimethylbenzene	2.68		0.104	1.00	1	04/13/2022 18:53	WG1848149
MW-6	L1482009-04	1,3,5-Trimethylbenzene	0.840	J	0.104	1.00	1	04/13/2022 18:53	WG1848149
MW-6	L1482009-04	Xylenes, Total	4.19		0.174	3.00	1	04/13/2022 18:53	WG1848149
MW-3	L1482009-05	Methyl tert-butyl ether	0.379	J	0.101	1.00	1	04/13/2022 19:13	WG1848149

Volatile Organic Compounds (GC/MS) by Method 8260B

Client ID	Lab Sample ID	Analyte	Result ug/l	Qualifier	MDL ug/l	RDL ug/l	Dilution	Analysis date / time	Batch
MW-7	L1482009-06	Benzene	4.94		0.0941	1.00	1	04/13/2022 19:34	WG1848149
MW-7	L1482009-06	n-Butylbenzene	1.02		0.157	1.00	1	04/13/2022 19:34	WG1848149
MW-7	L1482009-06	sec-Butylbenzene	0.778	J	0.125	1.00	1	04/13/2022 19:34	WG1848149
MW-7	L1482009-06	Chlorobenzene	32.9		0.116	1.00	1	04/13/2022 19:34	WG1848149
MW-7	L1482009-06	1,2-Dichlorobenzene	1.65		0.107	1.00	1	04/13/2022 19:34	WG1848149
MW-7	L1482009-06	1,3-Dichlorobenzene	0.320	J	0.110	1.00	1	04/13/2022 19:34	WG1848149
MW-7	L1482009-06	1,4-Dichlorobenzene	4.64		0.120	1.00	1	04/13/2022 19:34	WG1848149
MW-7	L1482009-06	cis-1,2-Dichloroethene	0.144	J	0.126	1.00	1	04/13/2022 19:34	WG1848149
MW-7	L1482009-06	Di-isopropyl ether	0.471	J	0.105	1.00	1	04/13/2022 19:34	WG1848149
MW-7	L1482009-06	Isopropylbenzene	2.20		0.105	1.00	1	04/13/2022 19:34	WG1848149
MW-7	L1482009-06	2-Butanone (MEK)	2.96	J	1.19	10.0	1	04/13/2022 19:34	WG1848149
MW-7	L1482009-06	Methyl tert-butyl ether	3.82		0.101	1.00	1	04/13/2022 19:34	WG1848149
MW-7	L1482009-06	n-Propylbenzene	1.11		0.0993	1.00	1	04/13/2022 19:34	WG1848149
MW-7	L1482009-06	1,2,3-Trimethylbenzene	0.194	J	0.104	1.00	1	04/13/2022 19:34	WG1848149
MW-7	L1482009-06	Xylenes, Total	0.997	J	0.174	3.00	1	04/13/2022 19:34	WG1848149
MW-8	L1482009-07	Benzene	0.256	J	0.0941	1.00	1	04/13/2022 19:54	WG1848149
MW-8	L1482009-07	n-Butylbenzene	0.178	J	0.157	1.00	1	04/13/2022 19:54	WG1848149
MW-8	L1482009-07	sec-Butylbenzene	0.283	J	0.125	1.00	1	04/13/2022 19:54	WG1848149
MW-8	L1482009-07	Chlorobenzene	3.20		0.116	1.00	1	04/13/2022 19:54	WG1848149
MW-8	L1482009-07	1,2-Dichlorobenzene	0.116	J	0.107	1.00	1	04/13/2022 19:54	WG1848149
MW-8	L1482009-07	1,4-Dichlorobenzene	1.26		0.120	1.00	1	04/13/2022 19:54	WG1848149
MW-8	L1482009-07	Di-isopropyl ether	0.161	J	0.105	1.00	1	04/13/2022 19:54	WG1848149
MW-8	L1482009-07	Ethylbenzene	0.535	J	0.137	1.00	1	04/13/2022 19:54	WG1848149
MW-8	L1482009-07	Isopropylbenzene	1.03		0.105	1.00	1	04/13/2022 19:54	WG1848149
MW-8	L1482009-07	2-Butanone (MEK)	2.48	J	1.19	10.0	1	04/13/2022 19:54	WG1848149
MW-8	L1482009-07	Methyl tert-butyl ether	2.66		0.101	1.00	1	04/13/2022 19:54	WG1848149
MW-8	L1482009-07	1,2,3-Trimethylbenzene	0.166	J	0.104	1.00	1	04/13/2022 19:54	WG1848149
MW-8	L1482009-07	Xylenes, Total	0.812	J	0.174	3.00	1	04/13/2022 19:54	WG1848149
MW-9	L1482009-08	Benzene	1.13		0.0941	1.00	1	04/13/2022 20:15	WG1848149
MW-9	L1482009-08	n-Butylbenzene	2.24		0.157	1.00	1	04/13/2022 20:15	WG1848149
MW-9	L1482009-08	sec-Butylbenzene	0.899	J	0.125	1.00	1	04/13/2022 20:15	WG1848149
MW-9	L1482009-08	Chlorobenzene	4.23		0.116	1.00	1	04/13/2022 20:15	WG1848149
MW-9	L1482009-08	1,2-Dichlorobenzene	0.315	J	0.107	1.00	1	04/13/2022 20:15	WG1848149
MW-9	L1482009-08	1,4-Dichlorobenzene	2.96		0.120	1.00	1	04/13/2022 20:15	WG1848149
MW-9	L1482009-08	cis-1,2-Dichloroethene	0.149	J	0.126	1.00	1	04/13/2022 20:15	WG1848149
MW-9	L1482009-08	Di-isopropyl ether	0.112	J	0.105	1.00	1	04/13/2022 20:15	WG1848149
MW-9	L1482009-08	Ethylbenzene	0.377	J	0.137	1.00	1	04/13/2022 20:15	WG1848149
MW-9	L1482009-08	Isopropylbenzene	1.09		0.105	1.00	1	04/13/2022 20:15	WG1848149
MW-9	L1482009-08	2-Butanone (MEK)	2.68	J	1.19	10.0	1	04/13/2022 20:15	WG1848149
MW-9	L1482009-08	Methyl tert-butyl ether	1.61		0.101	1.00	1	04/13/2022 20:15	WG1848149
MW-9	L1482009-08	Naphthalene	1.54	J	1.00	5.00	1	04/13/2022 20:15	WG1848149
MW-9	L1482009-08	n-Propylbenzene	0.913	J	0.0993	1.00	1	04/13/2022 20:15	WG1848149
MW-9	L1482009-08	1,2,4-Trimethylbenzene	0.486	J	0.322	1.00	1	04/13/2022 20:15	WG1848149
MW-9	L1482009-08	1,2,3-Trimethylbenzene	0.595	J	0.104	1.00	1	04/13/2022 20:15	WG1848149
MW-9	L1482009-08	Xylenes, Total	1.51	J	0.174	3.00	1	04/13/2022 20:15	WG1848149
MW-5	L1482009-09	cis-1,2-Dichloroethene	0.319	J	0.126	1.00	1	04/13/2022 20:35	WG1848149
MW-5	L1482009-09	p-Isopropyltoluene	0.485	J	0.120	1.00	1	04/13/2022 20:35	WG1848149
MW-5	L1482009-09	Methyl tert-butyl ether	7.22		0.101	1.00	1	04/13/2022 20:35	WG1848149

DETECTION SUMMARY

Volatile Organic Compounds (GC/MS) by Method 8260B

Client ID	Lab Sample ID	Analyte	Result ug/l	Qualifier	MDL ug/l	RDL ug/l	Dilution	Analysis date / time	Batch
MW-10	L1482009-11	Benzene	0.733	J	0.0941	1.00	1	04/13/2022 20:56	WG1848149
MW-10	L1482009-11	sec-Butylbenzene	0.226	J	0.125	1.00	1	04/13/2022 20:56	WG1848149
MW-10	L1482009-11	Chlorobenzene	4.65		0.116	1.00	1	04/13/2022 20:56	WG1848149
MW-10	L1482009-11	1,4-Dichlorobenzene	0.409	J	0.120	1.00	1	04/13/2022 20:56	WG1848149
MW-10	L1482009-11	Di-isopropyl ether	0.421	J	0.105	1.00	1	04/13/2022 20:56	WG1848149
MW-10	L1482009-11	Ethylbenzene	0.382	J	0.137	1.00	1	04/13/2022 20:56	WG1848149
MW-10	L1482009-11	Isopropylbenzene	0.593	J	0.105	1.00	1	04/13/2022 20:56	WG1848149
MW-10	L1482009-11	2-Butanone (MEK)	2.61	J	1.19	10.0	1	04/13/2022 20:56	WG1848149
MW-10	L1482009-11	Methyl tert-butyl ether	2.44		0.101	1.00	1	04/13/2022 20:56	WG1848149
MW-10	L1482009-11	Xylenes, Total	0.643	J	0.174	3.00	1	04/13/2022 20:56	WG1848149

Semi-Volatile Organic Compounds (GC) by Method 3511/8015

Client ID	Lab Sample ID	Analyte	Result ug/l	Qualifier	MDL ug/l	RDL ug/l	Dilution	Analysis date / time	Batch
MW-2	L1482009-02	C12-C22 Hydrocarbons	8580		165	500	5	04/21/2022 10:38	WG1851222
MW-2	L1482009-02	C22-C32 Hydrocarbons	2280	J3	33.0	100	1	04/20/2022 17:33	WG1851222
MW-2	L1482009-02	C32-C40 Hydrocarbons	741		33.0	100	1	04/20/2022 17:33	WG1851222
MW-4	L1482009-03	C12-C22 Hydrocarbons	379		33.0	100	1	04/21/2022 10:15	WG1851222
MW-4	L1482009-03	C22-C32 Hydrocarbons	309	J3	33.0	100	1	04/21/2022 10:15	WG1851222
MW-4	L1482009-03	C32-C40 Hydrocarbons	61.0	J	33.0	100	1	04/21/2022 10:15	WG1851222
MW-6	L1482009-04	C12-C22 Hydrocarbons	4540		66.0	200	2	04/20/2022 18:13	WG1851222
MW-6	L1482009-04	C22-C32 Hydrocarbons	2450	J3	66.0	200	2	04/20/2022 18:13	WG1851222
MW-6	L1482009-04	C32-C40 Hydrocarbons	1120		66.0	200	2	04/20/2022 18:13	WG1851222
MW-3	L1482009-05	C12-C22 Hydrocarbons	132		33.0	100	1	04/21/2022 09:34	WG1851222
MW-3	L1482009-05	C22-C32 Hydrocarbons	186	J3	33.0	100	1	04/21/2022 09:34	WG1851222
MW-3	L1482009-05	C32-C40 Hydrocarbons	35.0	J	33.0	100	1	04/21/2022 09:34	WG1851222
MW-7	L1482009-06	C12-C22 Hydrocarbons	6410		165	500	5	04/21/2022 10:58	WG1851222
MW-7	L1482009-06	C22-C32 Hydrocarbons	2820	J3	33.0	100	1	04/20/2022 18:54	WG1851222
MW-7	L1482009-06	C32-C40 Hydrocarbons	912		33.0	100	1	04/20/2022 18:54	WG1851222
MW-8	L1482009-07	C12-C22 Hydrocarbons	5030		165	500	5	04/22/2022 15:00	WG1851586
MW-8	L1482009-07	C22-C32 Hydrocarbons	2860		33.0	100	1	04/21/2022 22:31	WG1851586
MW-8	L1482009-07	C32-C40 Hydrocarbons	862		33.0	100	1	04/21/2022 22:31	WG1851586
MW-9	L1482009-08	C12-C22 Hydrocarbons	12400		165	500	5	04/22/2022 13:59	WG1851586
MW-9	L1482009-08	C22-C32 Hydrocarbons	4640		33.0	100	1	04/21/2022 22:51	WG1851586
MW-9	L1482009-08	C32-C40 Hydrocarbons	1350		33.0	100	1	04/21/2022 22:51	WG1851586
MW-5	L1482009-09	C12-C22 Hydrocarbons	872		33.0	100	1	04/22/2022 20:41	WG1851586
MW-5	L1482009-09	C22-C32 Hydrocarbons	721		33.0	100	1	04/22/2022 20:41	WG1851586
MW-5	L1482009-09	C32-C40 Hydrocarbons	242		33.0	100	1	04/22/2022 20:41	WG1851586
MW-10	L1482009-11	C12-C22 Hydrocarbons	7750		165	500	5	04/22/2022 14:40	WG1851586
MW-10	L1482009-11	C22-C32 Hydrocarbons	3450		33.0	100	1	04/21/2022 23:31	WG1851586
MW-10	L1482009-11	C32-C40 Hydrocarbons	1280		33.0	100	1	04/21/2022 23:31	WG1851586

Mercury by Method 7470A

Analyte	Result ug/l	Qualifier	MDL ug/l	RDL ug/l	Dilution	Analysis date / time	Batch
Mercury,Dissolved	U		0.100	0.200	1	04/19/2022 08:31	WG1850024

Metals (ICPMS) by Method 6020

Analyte	Result ug/l	Qualifier	MDL ug/l	RDL ug/l	Dilution	Analysis date / time	Batch
Antimony,Dissolved	U		1.03	4.00	1	04/19/2022 18:07	WG1850277
Arsenic,Dissolved	56.4		0.180	2.00	1	04/19/2022 18:07	WG1850277
Barium,Dissolved	114		0.381	2.00	1	04/19/2022 18:07	WG1850277
Beryllium,Dissolved	U		0.190	2.00	1	04/19/2022 18:07	WG1850277
Cadmium,Dissolved	U		0.150	1.00	1	04/19/2022 18:07	WG1850277
Chromium,Dissolved	U		1.24	2.00	1	04/19/2022 18:07	WG1850277
Copper,Dissolved	U		1.51	5.00	1	04/19/2022 18:07	WG1850277
Cobalt,Dissolved	0.579	J	0.0596	2.00	1	04/19/2022 18:07	WG1850277
Lead,Dissolved	U		0.849	2.00	1	04/19/2022 18:07	WG1850277
Molybdenum,Dissolved	9.43		0.348	5.00	1	04/19/2022 18:07	WG1850277
Nickel,Dissolved	1.00	J	0.816	2.00	1	04/19/2022 18:07	WG1850277
Selenium,Dissolved	U		0.300	2.00	1	04/19/2022 18:07	WG1850277
Silver,Dissolved	U		0.0700	2.00	1	04/19/2022 18:07	WG1850277
Thallium,Dissolved	U		0.121	2.00	1	04/19/2022 18:07	WG1850277
Vanadium,Dissolved	U		0.664	5.00	1	04/19/2022 18:07	WG1850277
Zinc,Dissolved	U		3.02	25.0	1	04/19/2022 18:07	WG1850277

Volatile Organic Compounds (GC) by Method 8015

Analyte	Result ug/l	Qualifier	MDL ug/l	RDL ug/l	Dilution	Analysis date / time	Batch
TPHG C5 - C12	38.0	B J	30.4	100	1	04/16/2022 18:12	WG1849503
(S) a,a,a-Trifluorotoluene(FID)	*97.5*			*78.0-120*		*04/16/2022 18:12*	WG1849503

Volatile Organic Compounds (GC/MS) by Method 8260B

Analyte	Result ug/l	Qualifier	MDL ug/l	RDL ug/l	Dilution	Analysis date / time	Batch
Acetone	U		11.3	50.0	1	04/13/2022 17:51	WG1848149
Acrolein	U		2.54	50.0	1	04/13/2022 17:51	WG1848149
Acrylonitrile	U		0.671	10.0	1	04/13/2022 17:51	WG1848149
Benzene	U		0.0941	1.00	1	04/13/2022 17:51	WG1848149
Bromobenzene	U		0.118	1.00	1	04/13/2022 17:51	WG1848149
Bromodichloromethane	U		0.136	1.00	1	04/13/2022 17:51	WG1848149
Bromoform	U		0.129	1.00	1	04/13/2022 17:51	WG1848149
Bromomethane	U		0.605	5.00	1	04/13/2022 17:51	WG1848149
n-Butylbenzene	U		0.157	1.00	1	04/13/2022 17:51	WG1848149
sec-Butylbenzene	U		0.125	1.00	1	04/13/2022 17:51	WG1848149
tert-Butylbenzene	U		0.127	1.00	1	04/13/2022 17:51	WG1848149
Carbon tetrachloride	U		0.128	1.00	1	04/13/2022 17:51	WG1848149
Chlorobenzene	U		0.116	1.00	1	04/13/2022 17:51	WG1848149
Chlorodibromomethane	U		0.140	1.00	1	04/13/2022 17:51	WG1848149
Chloroethane	U		0.192	5.00	1	04/13/2022 17:51	WG1848149
Chloroform	U		0.111	5.00	1	04/13/2022 17:51	WG1848149
Chloromethane	U		0.960	2.50	1	04/13/2022 17:51	WG1848149
2-Chlorotoluene	U		0.106	1.00	1	04/13/2022 17:51	WG1848149
4-Chlorotoluene	U		0.114	1.00	1	04/13/2022 17:51	WG1848149
1,2-Dibromo-3-Chloropropane	U		0.276	5.00	1	04/13/2022 17:51	WG1848149
1,2-Dibromoethane	U		0.126	1.00	1	04/13/2022 17:51	WG1848149
Dibromomethane	U		0.122	1.00	1	04/13/2022 17:51	WG1848149
1,2-Dichlorobenzene	U		0.107	1.00	1	04/13/2022 17:51	WG1848149

Volatile Organic Compounds (GC/MS) by Method 8260B

Analyte	Result	Qualifier	MDL	RDL	Dilution	Analysis	Batch
	ug/l		ug/l	ug/l		date / time	
1,3-Dichlorobenzene	U		0.110	1.00	1	04/13/2022 17:51	WG1848149
1,4-Dichlorobenzene	U		0.120	1.00	1	04/13/2022 17:51	WG1848149
Dichlorodifluoromethane	U		0.374	5.00	1	04/13/2022 17:51	WG1848149
1,1-Dichloroethane	U		0.100	1.00	1	04/13/2022 17:51	WG1848149
1,2-Dichloroethane	U		0.0819	1.00	1	04/13/2022 17:51	WG1848149
1,1-Dichloroethene	U		0.188	1.00	1	04/13/2022 17:51	WG1848149
cis-1,2-Dichloroethene	U		0.126	1.00	1	04/13/2022 17:51	WG1848149
trans-1,2-Dichloroethene	U		0.149	1.00	1	04/13/2022 17:51	WG1848149
1,2-Dichloropropane	U		0.149	1.00	1	04/13/2022 17:51	WG1848149
1,1-Dichloropropene	U		0.142	1.00	1	04/13/2022 17:51	WG1848149
1,3-Dichloropropane	U		0.110	1.00	1	04/13/2022 17:51	WG1848149
cis-1,3-Dichloropropene	U		0.111	1.00	1	04/13/2022 17:51	WG1848149
trans-1,3-Dichloropropene	U		0.118	1.00	1	04/13/2022 17:51	WG1848149
2,2-Dichloropropane	U		0.161	1.00	1	04/13/2022 17:51	WG1848149
Di-isopropyl ether	U		0.105	1.00	1	04/13/2022 17:51	WG1848149
Ethylbenzene	U		0.137	1.00	1	04/13/2022 17:51	WG1848149
Hexachloro-1,3-butadiene	U	J3	0.337	1.00	1	04/13/2022 17:51	WG1848149
Isopropylbenzene	U		0.105	1.00	1	04/13/2022 17:51	WG1848149
p-Isopropyltoluene	U		0.120	1.00	1	04/13/2022 17:51	WG1848149
2-Butanone (MEK)	U		1.19	10.0	1	04/13/2022 17:51	WG1848149
Methylene Chloride	U	J4	0.430	5.00	1	04/13/2022 17:51	WG1848149
4-Methyl-2-pentanone (MIBK)	U		0.478	10.0	1	04/13/2022 17:51	WG1848149
Methyl tert-butyl ether	U		0.101	1.00	1	04/13/2022 17:51	WG1848149
Naphthalene	U		1.00	5.00	1	04/13/2022 17:51	WG1848149
n-Propylbenzene	0.126	J	0.0993	1.00	1	04/13/2022 17:51	WG1848149
Styrene	U		0.118	1.00	1	04/13/2022 17:51	WG1848149
1,1,1,2-Tetrachloroethane	U		0.147	1.00	1	04/13/2022 17:51	WG1848149
1,1,2,2-Tetrachloroethane	U		0.133	1.00	1	04/13/2022 17:51	WG1848149
1,1,2-Trichlorotrifluoroethane	U		0.180	1.00	1	04/13/2022 17:51	WG1848149
Tetrachloroethene	U		0.300	1.00	1	04/13/2022 17:51	WG1848149
Toluene	U		0.278	1.00	1	04/13/2022 17:51	WG1848149
1,2,3-Trichlorobenzene	U		0.230	1.00	1	04/13/2022 17:51	WG1848149
1,2,4-Trichlorobenzene	U		0.481	1.00	1	04/13/2022 17:51	WG1848149
1,1,1-Trichloroethane	U		0.149	1.00	1	04/13/2022 17:51	WG1848149
1,1,2-Trichloroethane	U		0.158	1.00	1	04/13/2022 17:51	WG1848149
Trichloroethene	U		0.190	1.00	1	04/13/2022 17:51	WG1848149
Trichlorofluoromethane	U		0.160	5.00	1	04/13/2022 17:51	WG1848149
1,2,3-Trichloropropane	U		0.237	2.50	1	04/13/2022 17:51	WG1848149
1,2,4-Trimethylbenzene	U		0.322	1.00	1	04/13/2022 17:51	WG1848149
1,2,3-Trimethylbenzene	U		0.104	1.00	1	04/13/2022 17:51	WG1848149
1,3,5-Trimethylbenzene	U		0.104	1.00	1	04/13/2022 17:51	WG1848149
Vinyl chloride	U		0.234	1.00	1	04/13/2022 17:51	WG1848149
Xylenes, Total	U		0.174	3.00	1	04/13/2022 17:51	WG1848149
(S) Toluene-d8	*99.3*			*80.0-120*		*04/13/2022 17:51*	WG1848149
(S) 4-Bromofluorobenzene	*91.8*			*75.0-120*		*04/13/2022 17:51*	WG1848149
(S) 1,2-Dichloroethane-d4	*102*			*80.0-125*		*04/13/2022 17:51*	WG1848149

Semi-Volatile Organic Compounds (GC) by Method 3511/8015

Analyte	Result	Qualifier	MDL	RDL	Dilution	Analysis	Batch
	ug/l		ug/l	ug/l		date / time	
C12-C22 Hydrocarbons	U		33.0	100	1	04/20/2022 17:13	WG1851222
C22-C32 Hydrocarbons	U	J3	33.0	100	1	04/20/2022 17:13	WG1851222
C32-C40 Hydrocarbons	U		33.0	100	1	04/20/2022 17:13	WG1851222
(S) o-Terphenyl	*65.8*			*52.0-156*		*04/20/2022 17:13*	WG1851222

Mercury by Method 7470A

Analyte	Result	Qualifier	MDL	RDL	Dilution	Analysis	Batch
	ug/l		ug/l	ug/l		date / time	
Mercury,Dissolved	U		0.100	0.200	1	04/19/2022 08:55	WG1850024

Metals (ICPMS) by Method 6020

Analyte	Result	Qualifier	MDL	RDL	Dilution	Analysis	Batch
	ug/l		ug/l	ug/l		date / time	
Antimony,Dissolved	U		1.03	4.00	1	04/19/2022 18:10	WG1850277
Arsenic,Dissolved	15.0		0.180	2.00	1	04/19/2022 18:10	WG1850277
Barium,Dissolved	679		0.381	2.00	1	04/19/2022 18:10	WG1850277
Beryllium,Dissolved	U		0.190	2.00	1	04/19/2022 18:10	WG1850277
Cadmium,Dissolved	U		0.150	1.00	1	04/19/2022 18:10	WG1850277
Chromium,Dissolved	3.51		1.24	2.00	1	04/19/2022 18:10	WG1850277
Copper,Dissolved	8.66		1.51	5.00	1	04/19/2022 18:10	WG1850277
Cobalt,Dissolved	7.88		0.0596	2.00	1	04/19/2022 18:10	WG1850277
Lead,Dissolved	1.27	J	0.849	2.00	1	04/19/2022 18:10	WG1850277
Molybdenum,Dissolved	8.48		0.348	5.00	1	04/19/2022 18:10	WG1850277
Nickel,Dissolved	26.3		0.816	2.00	1	04/19/2022 18:10	WG1850277
Selenium,Dissolved	0.574	J	0.300	2.00	1	04/19/2022 18:10	WG1850277
Silver,Dissolved	U		0.0700	2.00	1	04/19/2022 18:10	WG1850277
Thallium,Dissolved	U		0.121	2.00	1	04/19/2022 18:10	WG1850277
Vanadium,Dissolved	3.25	J	0.664	5.00	1	04/19/2022 18:10	WG1850277
Zinc,Dissolved	11.0	J	3.02	25.0	1	04/19/2022 18:10	WG1850277

Volatile Organic Compounds (GC) by Method 8015

Analyte	Result	Qualifier	MDL	RDL	Dilution	Analysis	Batch
	ug/l		ug/l	ug/l		date / time	
TPHG C5 - C12	182	B	30.4	100	1	04/16/2022 18:33	WG1849503
(S) a,a,a-Trifluorotoluene(FID)	*95.1*			*78.0-120*		*04/16/2022 18:33*	WG1849503

Volatile Organic Compounds (GC/MS) by Method 8260B

Analyte	Result	Qualifier	MDL	RDL	Dilution	Analysis	Batch
	ug/l		ug/l	ug/l		date / time	
Acetone	U		11.3	50.0	1	04/13/2022 18:12	WG1848149
Acrolein	U		2.54	50.0	1	04/13/2022 18:12	WG1848149
Acrylonitrile	U		0.671	10.0	1	04/13/2022 18:12	WG1848149
Benzene	0.397	J	0.0941	1.00	1	04/13/2022 18:12	WG1848149
Bromobenzene	U		0.118	1.00	1	04/13/2022 18:12	WG1848149
Bromodichloromethane	U		0.136	1.00	1	04/13/2022 18:12	WG1848149
Bromoform	U		0.129	1.00	1	04/13/2022 18:12	WG1848149
Bromomethane	U		0.605	5.00	1	04/13/2022 18:12	WG1848149
n-Butylbenzene	U		0.157	1.00	1	04/13/2022 18:12	WG1848149
sec-Butylbenzene	U		0.125	1.00	1	04/13/2022 18:12	WG1848149
tert-Butylbenzene	U		0.127	1.00	1	04/13/2022 18:12	WG1848149
Carbon tetrachloride	U		0.128	1.00	1	04/13/2022 18:12	WG1848149
Chlorobenzene	0.251	J	0.116	1.00	1	04/13/2022 18:12	WG1848149
Chlorodibromomethane	U		0.140	1.00	1	04/13/2022 18:12	WG1848149
Chloroethane	U		0.192	5.00	1	04/13/2022 18:12	WG1848149
Chloroform	U		0.111	5.00	1	04/13/2022 18:12	WG1848149
Chloromethane	U		0.960	2.50	1	04/13/2022 18:12	WG1848149
2-Chlorotoluene	U		0.106	1.00	1	04/13/2022 18:12	WG1848149
4-Chlorotoluene	U		0.114	1.00	1	04/13/2022 18:12	WG1848149
1,2-Dibromo-3-Chloropropane	U		0.276	5.00	1	04/13/2022 18:12	WG1848149
1,2-Dibromoethane	U		0.126	1.00	1	04/13/2022 18:12	WG1848149
Dibromomethane	U		0.122	1.00	1	04/13/2022 18:12	WG1848149
1,2-Dichlorobenzene	U		0.107	1.00	1	04/13/2022 18:12	WG1848149

Volatile Organic Compounds (GC/MS) by Method 8260B

Analyte	Result ug/l	Qualifier	MDL ug/l	RDL ug/l	Dilution	Analysis date / time	Batch
1,3-Dichlorobenzene	U		0.110	1.00	1	04/13/2022 18:12	WG1848149
1,4-Dichlorobenzene	0.222	J	0.120	1.00	1	04/13/2022 18:12	WG1848149
Dichlorodifluoromethane	U		0.374	5.00	1	04/13/2022 18:12	WG1848149
1,1-Dichloroethane	U		0.100	1.00	1	04/13/2022 18:12	WG1848149
1,2-Dichloroethane	U		0.0819	1.00	1	04/13/2022 18:12	WG1848149
1,1-Dichloroethene	U		0.188	1.00	1	04/13/2022 18:12	WG1848149
cis-1,2-Dichloroethene	4.29		0.126	1.00	1	04/13/2022 18:12	WG1848149
trans-1,2-Dichloroethene	U		0.149	1.00	1	04/13/2022 18:12	WG1848149
1,2-Dichloropropane	U		0.149	1.00	1	04/13/2022 18:12	WG1848149
1,1-Dichloropropene	U		0.142	1.00	1	04/13/2022 18:12	WG1848149
1,3-Dichloropropane	U		0.110	1.00	1	04/13/2022 18:12	WG1848149
cis-1,3-Dichloropropene	U		0.111	1.00	1	04/13/2022 18:12	WG1848149
trans-1,3-Dichloropropene	U		0.118	1.00	1	04/13/2022 18:12	WG1848149
2,2-Dichloropropane	U		0.161	1.00	1	04/13/2022 18:12	WG1848149
Di-isopropyl ether	U		0.105	1.00	1	04/13/2022 18:12	WG1848149
Ethylbenzene	U		0.137	1.00	1	04/13/2022 18:12	WG1848149
Hexachloro-1,3-butadiene	U	J3	0.337	1.00	1	04/13/2022 18:12	WG1848149
Isopropylbenzene	U		0.105	1.00	1	04/13/2022 18:12	WG1848149
p-Isopropyltoluene	0.125	J	0.120	1.00	1	04/13/2022 18:12	WG1848149
2-Butanone (MEK)	U		1.19	10.0	1	04/13/2022 18:12	WG1848149
Methylene Chloride	U	J4	0.430	5.00	1	04/13/2022 18:12	WG1848149
4-Methyl-2-pentanone (MIBK)	1.46	J	0.478	10.0	1	04/13/2022 18:12	WG1848149
Methyl tert-butyl ether	3.86		0.101	1.00	1	04/13/2022 18:12	WG1848149
Naphthalene	U		1.00	5.00	1	04/13/2022 18:12	WG1848149
n-Propylbenzene	U		0.0993	1.00	1	04/13/2022 18:12	WG1848149
Styrene	U		0.118	1.00	1	04/13/2022 18:12	WG1848149
1,1,1,2-Tetrachloroethane	U		0.147	1.00	1	04/13/2022 18:12	WG1848149
1,1,2,2-Tetrachloroethane	U		0.133	1.00	1	04/13/2022 18:12	WG1848149
1,1,2-Trichlorotrifluoroethane	U		0.180	1.00	1	04/13/2022 18:12	WG1848149
Tetrachloroethene	U		0.300	1.00	1	04/13/2022 18:12	WG1848149
Toluene	U		0.278	1.00	1	04/13/2022 18:12	WG1848149
1,2,3-Trichlorobenzene	U		0.230	1.00	1	04/13/2022 18:12	WG1848149
1,2,4-Trichlorobenzene	U		0.481	1.00	1	04/13/2022 18:12	WG1848149
1,1,1-Trichloroethane	U		0.149	1.00	1	04/13/2022 18:12	WG1848149
1,1,2-Trichloroethane	U		0.158	1.00	1	04/13/2022 18:12	WG1848149
Trichloroethene	0.241	J	0.190	1.00	1	04/13/2022 18:12	WG1848149
Trichlorofluoromethane	U		0.160	5.00	1	04/13/2022 18:12	WG1848149
1,2,3-Trichloropropane	U		0.237	2.50	1	04/13/2022 18:12	WG1848149
1,2,4-Trimethylbenzene	U		0.322	1.00	1	04/13/2022 18:12	WG1848149
1,2,3-Trimethylbenzene	U		0.104	1.00	1	04/13/2022 18:12	WG1848149
1,3,5-Trimethylbenzene	U		0.104	1.00	1	04/13/2022 18:12	WG1848149
Vinyl chloride	8.12		0.234	1.00	1	04/13/2022 18:12	WG1848149
Xylenes, Total	0.291	J	0.174	3.00	1	04/13/2022 18:12	WG1848149
(S) Toluene-d8	*99.3*			*80.0-120*		*04/13/2022 18:12*	WG1848149
(S) 4-Bromofluorobenzene	*93.4*			*75.0-120*		*04/13/2022 18:12*	WG1848149
(S) 1,2-Dichloroethane-d4	*101*			*80.0-125*		*04/13/2022 18:12*	WG1848149

Semi-Volatile Organic Compounds (GC) by Method 3511/8015

Analyte	Result ug/l	Qualifier	MDL ug/l	RDL ug/l	Dilution	Analysis date / time	Batch
C12-C22 Hydrocarbons	8580		165	500	5	04/21/2022 10:38	WG1851222
C22-C32 Hydrocarbons	2280	J3	33.0	100	1	04/20/2022 17:33	WG1851222
C32-C40 Hydrocarbons	741		33.0	100	1	04/20/2022 17:33	WG1851222
(S) o-Terphenyl	*0.000*	J2		*52.0-156*		*04/21/2022 10:38*	WG1851222
(S) o-Terphenyl	*233*	J1		*52.0-156*		*04/20/2022 17:33*	WG1851222

Semi-Volatile Organic Compounds (GC) by Method 3511/8015

Analyte	Result	Qualifier	MDL	RDL	Dilution	Analysis	Batch
	ug/l		ug/l	ug/l		date / time	

Sample Narrative:

L1482009-02 WG1851222: Surrogate failure due to matrix interference

Mercury by Method 7470A

Analyte	Result ug/l	Qualifier	MDL ug/l	RDL ug/l	Dilution	Analysis date / time	Batch
Mercury,Dissolved	U		0.100	0.200	1	04/19/2022 08:57	WG1850024

Metals (ICPMS) by Method 6020

Analyte	Result ug/l	Qualifier	MDL ug/l	RDL ug/l	Dilution	Analysis date / time	Batch
Antimony,Dissolved	U		1.03	4.00	1	04/19/2022 18:13	WG1850277
Arsenic,Dissolved	32.9		0.180	2.00	1	04/19/2022 18:13	WG1850277
Barium,Dissolved	118		0.381	2.00	1	04/19/2022 18:13	WG1850277
Beryllium,Dissolved	U		0.190	2.00	1	04/19/2022 18:13	WG1850277
Cadmium,Dissolved	U		0.150	1.00	1	04/19/2022 18:13	WG1850277
Chromium,Dissolved	U		1.24	2.00	1	04/19/2022 18:13	WG1850277
Copper,Dissolved	12.0		1.51	5.00	1	04/19/2022 18:13	WG1850277
Cobalt,Dissolved	1.35	J	0.0596	2.00	1	04/19/2022 18:13	WG1850277
Lead,Dissolved	U		0.849	2.00	1	04/19/2022 18:13	WG1850277
Molybdenum,Dissolved	9.38		0.348	5.00	1	04/19/2022 18:13	WG1850277
Nickel,Dissolved	6.10		0.816	2.00	1	04/19/2022 18:13	WG1850277
Selenium,Dissolved	0.373	J	0.300	2.00	1	04/19/2022 18:13	WG1850277
Silver,Dissolved	U		0.0700	2.00	1	04/19/2022 18:13	WG1850277
Thallium,Dissolved	U		0.121	2.00	1	04/19/2022 18:13	WG1850277
Vanadium,Dissolved	1.01	J	0.664	5.00	1	04/19/2022 18:13	WG1850277
Zinc,Dissolved	3.25	J	3.02	25.0	1	04/19/2022 18:13	WG1850277

Volatile Organic Compounds (GC) by Method 8015

Analyte	Result ug/l	Qualifier	MDL ug/l	RDL ug/l	Dilution	Analysis date / time	Batch
TPHG C5 - C12	386	B	30.4	100	1	04/16/2022 18:55	WG1849503
(S) a,a,a-Trifluorotoluene(FID)	*96.8*			*78.0-120*		*04/16/2022 18:55*	WG1849503

Volatile Organic Compounds (GC/MS) by Method 8260B

Analyte	Result ug/l	Qualifier	MDL ug/l	RDL ug/l	Dilution	Analysis date / time	Batch
Acetone	U		11.3	50.0	1	04/13/2022 18:32	WG1848149
Acrolein	U		2.54	50.0	1	04/13/2022 18:32	WG1848149
Acrylonitrile	U		0.671	10.0	1	04/13/2022 18:32	WG1848149
Benzene	0.361	J	0.0941	1.00	1	04/13/2022 18:32	WG1848149
Bromobenzene	U		0.118	1.00	1	04/13/2022 18:32	WG1848149
Bromodichloromethane	U		0.136	1.00	1	04/13/2022 18:32	WG1848149
Bromoform	U		0.129	1.00	1	04/13/2022 18:32	WG1848149
Bromomethane	U		0.605	5.00	1	04/13/2022 18:32	WG1848149
n-Butylbenzene	U		0.157	1.00	1	04/13/2022 18:32	WG1848149
sec-Butylbenzene	U		0.125	1.00	1	04/13/2022 18:32	WG1848149
tert-Butylbenzene	U		0.127	1.00	1	04/13/2022 18:32	WG1848149
Carbon tetrachloride	U		0.128	1.00	1	04/13/2022 18:32	WG1848149
Chlorobenzene	U		0.116	1.00	1	04/13/2022 18:32	WG1848149
Chlorodibromomethane	U		0.140	1.00	1	04/13/2022 18:32	WG1848149
Chloroethane	U		0.192	5.00	1	04/13/2022 18:32	WG1848149
Chloroform	U		0.111	5.00	1	04/13/2022 18:32	WG1848149
Chloromethane	U		0.960	2.50	1	04/13/2022 18:32	WG1848149
2-Chlorotoluene	U		0.106	1.00	1	04/13/2022 18:32	WG1848149
4-Chlorotoluene	U		0.114	1.00	1	04/13/2022 18:32	WG1848149
1,2-Dibromo-3-Chloropropane	U		0.276	5.00	1	04/13/2022 18:32	WG1848149
1,2-Dibromoethane	U		0.126	1.00	1	04/13/2022 18:32	WG1848149
Dibromomethane	U		0.122	1.00	1	04/13/2022 18:32	WG1848149
1,2-Dichlorobenzene	U		0.107	1.00	1	04/13/2022 18:32	WG1848149

Volatile Organic Compounds (GC/MS) by Method 8260B

Analyte	Result ug/l	Qualifier	MDL ug/l	RDL ug/l	Dilution	Analysis date / time	Batch
1,3-Dichlorobenzene	U		0.110	1.00	1	04/13/2022 18:32	WG1848149
1,4-Dichlorobenzene	U		0.120	1.00	1	04/13/2022 18:32	WG1848149
Dichlorodifluoromethane	U		0.374	5.00	1	04/13/2022 18:32	WG1848149
1,1-Dichloroethane	U		0.100	1.00	1	04/13/2022 18:32	WG1848149
1,2-Dichloroethane	U		0.0819	1.00	1	04/13/2022 18:32	WG1848149
1,1-Dichloroethene	2.02		0.188	1.00	1	04/13/2022 18:32	WG1848149
cis-1,2-Dichloroethene	585		2.52	20.0	20	04/15/2022 03:25	WG1848864
trans-1,2-Dichloroethene	10.8		0.149	1.00	1	04/13/2022 18:32	WG1848149
1,2-Dichloropropane	U		0.149	1.00	1	04/13/2022 18:32	WG1848149
1,1-Dichloropropene	U		0.142	1.00	1	04/13/2022 18:32	WG1848149
1,3-Dichloropropane	U		0.110	1.00	1	04/13/2022 18:32	WG1848149
cis-1,3-Dichloropropene	U		0.111	1.00	1	04/13/2022 18:32	WG1848149
trans-1,3-Dichloropropene	U		0.118	1.00	1	04/13/2022 18:32	WG1848149
2,2-Dichloropropane	U		0.161	1.00	1	04/13/2022 18:32	WG1848149
Di-isopropyl ether	U		0.105	1.00	1	04/13/2022 18:32	WG1848149
Ethylbenzene	U		0.137	1.00	1	04/13/2022 18:32	WG1848149
Hexachloro-1,3-butadiene	U	J3	0.337	1.00	1	04/13/2022 18:32	WG1848149
Isopropylbenzene	U		0.105	1.00	1	04/13/2022 18:32	WG1848149
p-Isopropyltoluene	U		0.120	1.00	1	04/13/2022 18:32	WG1848149
2-Butanone (MEK)	U		1.19	10.0	1	04/13/2022 18:32	WG1848149
Methylene Chloride	U	J4	0.430	5.00	1	04/13/2022 18:32	WG1848149
4-Methyl-2-pentanone (MIBK)	U		0.478	10.0	1	04/13/2022 18:32	WG1848149
Methyl tert-butyl ether	6.35		0.101	1.00	1	04/13/2022 18:32	WG1848149
Naphthalene	U		1.00	5.00	1	04/13/2022 18:32	WG1848149
n-Propylbenzene	U		0.0993	1.00	1	04/13/2022 18:32	WG1848149
Styrene	U		0.118	1.00	1	04/13/2022 18:32	WG1848149
1,1,1,2-Tetrachloroethane	U		0.147	1.00	1	04/13/2022 18:32	WG1848149
1,1,2,2-Tetrachloroethane	U		0.133	1.00	1	04/13/2022 18:32	WG1848149
1,1,2-Trichlorotrifluoroethane	U		0.180	1.00	1	04/13/2022 18:32	WG1848149
Tetrachloroethene	U		0.300	1.00	1	04/13/2022 18:32	WG1848149
Toluene	U		0.278	1.00	1	04/13/2022 18:32	WG1848149
1,2,3-Trichlorobenzene	U		0.230	1.00	1	04/13/2022 18:32	WG1848149
1,2,4-Trichlorobenzene	U		0.481	1.00	1	04/13/2022 18:32	WG1848149
1,1,1-Trichloroethane	U		0.149	1.00	1	04/13/2022 18:32	WG1848149
1,1,2-Trichloroethane	U		0.158	1.00	1	04/13/2022 18:32	WG1848149
Trichloroethene	0.509	J	0.190	1.00	1	04/13/2022 18:32	WG1848149
Trichlorofluoromethane	U		0.160	5.00	1	04/13/2022 18:32	WG1848149
1,2,3-Trichloropropane	U		0.237	2.50	1	04/13/2022 18:32	WG1848149
1,2,4-Trimethylbenzene	U		0.322	1.00	1	04/13/2022 18:32	WG1848149
1,2,3-Trimethylbenzene	U		0.104	1.00	1	04/13/2022 18:32	WG1848149
1,3,5-Trimethylbenzene	U		0.104	1.00	1	04/13/2022 18:32	WG1848149
Vinyl chloride	379		4.68	20.0	20	04/15/2022 03:25	WG1848864
Xylenes, Total	U		0.174	3.00	1	04/13/2022 18:32	WG1848149
(S) Toluene-d8	*98.1*			*80.0-120*		*04/13/2022 18:32*	WG1848149
(S) Toluene-d8	*100*			*80.0-120*		*04/15/2022 03:25*	WG1848864
(S) 4-Bromofluorobenzene	*90.6*			*75.0-120*		*04/13/2022 18:32*	WG1848149
(S) 4-Bromofluorobenzene	*93.5*			*75.0-120*		*04/15/2022 03:25*	WG1848864
(S) 1,2-Dichloroethane-d4	*102*			*80.0-125*		*04/13/2022 18:32*	WG1848149
(S) 1,2-Dichloroethane-d4	*104*			*80.0-125*		*04/15/2022 03:25*	WG1848864

Semi-Volatile Organic Compounds (GC) by Method 3511/8015

Analyte	Result ug/l	Qualifier	MDL ug/l	RDL ug/l	Dilution	Analysis date / time	Batch
C12-C22 Hydrocarbons	379		33.0	100	1	04/21/2022 10:15	WG1851222
C22-C32 Hydrocarbons	309	J3	33.0	100	1	04/21/2022 10:15	WG1851222
C32-C40 Hydrocarbons	61.0	J	33.0	100	1	04/21/2022 10:15	WG1851222

Semi-Volatile Organic Compounds (GC) by Method 3511/8015

Analyte	Result	Qualifier	MDL	RDL	Dilution	Analysis	Batch
	ug/l		ug/l	ug/l		date / time	
(S) o-Terphenyl	*107*			*52.0-156*		*04/21/2022 10:15*	WG1851222

Mercury by Method 7470A

Analyte	Result	Qualifier	MDL	RDL	Dilution	Analysis	Batch
	ug/l		ug/l	ug/l		date / time	
Mercury,Dissolved	U		0.100	0.200	1	04/19/2022 08:58	WG1850024

Metals (ICPMS) by Method 6020

Analyte	Result	Qualifier	MDL	RDL	Dilution	Analysis	Batch
	ug/l		ug/l	ug/l		date / time	
Antimony,Dissolved	1.28	J	1.03	4.00	1	04/19/2022 18:52	WG1850277
Arsenic,Dissolved	24.5		0.180	2.00	1	04/19/2022 18:52	WG1850277
Barium,Dissolved	669		0.381	2.00	1	04/19/2022 18:52	WG1850277
Beryllium,Dissolved	U		0.190	2.00	1	04/19/2022 18:52	WG1850277
Cadmium,Dissolved	0.203	J	0.150	1.00	1	04/19/2022 18:52	WG1850277
Chromium,Dissolved	23.5		1.24	2.00	1	04/19/2022 18:52	WG1850277
Copper,Dissolved	11.3		1.51	5.00	1	04/19/2022 18:52	WG1850277
Cobalt,Dissolved	6.44		0.0596	2.00	1	04/19/2022 18:52	WG1850277
Lead,Dissolved	45.4		0.849	2.00	1	04/19/2022 18:52	WG1850277
Molybdenum,Dissolved	5.36		0.348	5.00	1	04/19/2022 18:52	WG1850277
Nickel,Dissolved	24.5		0.816	2.00	1	04/19/2022 18:52	WG1850277
Selenium,Dissolved	0.498	J	0.300	2.00	1	04/19/2022 18:52	WG1850277
Silver,Dissolved	0.0935	J	0.0700	2.00	1	04/19/2022 18:52	WG1850277
Thallium,Dissolved	U		0.121	2.00	1	04/19/2022 18:52	WG1850277
Vanadium,Dissolved	13.1		0.664	5.00	1	04/19/2022 18:52	WG1850277
Zinc,Dissolved	50.9		3.02	25.0	1	04/19/2022 18:52	WG1850277

Volatile Organic Compounds (GC) by Method 8015

Analyte	Result	Qualifier	MDL	RDL	Dilution	Analysis	Batch
	ug/l		ug/l	ug/l		date / time	
TPHG C5 - C12	200	B	30.4	100	1	04/16/2022 19:16	WG1849503
(S) a,a,a-Trifluorotoluene(FID)	*97.5*			*78.0-120*		*04/16/2022 19:16*	WG1849503

Volatile Organic Compounds (GC/MS) by Method 8260B

Analyte	Result	Qualifier	MDL	RDL	Dilution	Analysis	Batch
	ug/l		ug/l	ug/l		date / time	
Acetone	22.7	J	11.3	50.0	1	04/13/2022 18:53	WG1848149
Acrolein	U		2.54	50.0	1	04/13/2022 18:53	WG1848149
Acrylonitrile	U		0.671	10.0	1	04/13/2022 18:53	WG1848149
Benzene	2.23		0.0941	1.00	1	04/13/2022 18:53	WG1848149
Bromobenzene	U		0.118	1.00	1	04/13/2022 18:53	WG1848149
Bromodichloromethane	U		0.136	1.00	1	04/13/2022 18:53	WG1848149
Bromoform	U		0.129	1.00	1	04/13/2022 18:53	WG1848149
Bromomethane	U		0.605	5.00	1	04/13/2022 18:53	WG1848149
n-Butylbenzene	0.202	J	0.157	1.00	1	04/13/2022 18:53	WG1848149
sec-Butylbenzene	0.320	J	0.125	1.00	1	04/13/2022 18:53	WG1848149
tert-Butylbenzene	U		0.127	1.00	1	04/13/2022 18:53	WG1848149
Carbon tetrachloride	U		0.128	1.00	1	04/13/2022 18:53	WG1848149
Chlorobenzene	0.264	J	0.116	1.00	1	04/13/2022 18:53	WG1848149
Chlorodibromomethane	U		0.140	1.00	1	04/13/2022 18:53	WG1848149
Chloroethane	U		0.192	5.00	1	04/13/2022 18:53	WG1848149
Chloroform	U		0.111	5.00	1	04/13/2022 18:53	WG1848149
Chloromethane	U		0.960	2.50	1	04/13/2022 18:53	WG1848149
2-Chlorotoluene	U		0.106	1.00	1	04/13/2022 18:53	WG1848149
4-Chlorotoluene	U		0.114	1.00	1	04/13/2022 18:53	WG1848149
1,2-Dibromo-3-Chloropropane	U		0.276	5.00	1	04/13/2022 18:53	WG1848149
1,2-Dibromoethane	U		0.126	1.00	1	04/13/2022 18:53	WG1848149
Dibromomethane	U		0.122	1.00	1	04/13/2022 18:53	WG1848149
1,2-Dichlorobenzene	U		0.107	1.00	1	04/13/2022 18:53	WG1848149

Volatile Organic Compounds (GC/MS) by Method 8260B

Analyte	Result ug/l	Qualifier	MDL ug/l	RDL ug/l	Dilution	Analysis date / time	Batch
1,3-Dichlorobenzene	U		0.110	1.00	1	04/13/2022 18:53	WG1848149
1,4-Dichlorobenzene	0.964	J	0.120	1.00	1	04/13/2022 18:53	WG1848149
Dichlorodifluoromethane	U		0.374	5.00	1	04/13/2022 18:53	WG1848149
1,1-Dichloroethane	U		0.100	1.00	1	04/13/2022 18:53	WG1848149
1,2-Dichloroethane	U		0.0819	1.00	1	04/13/2022 18:53	WG1848149
1,1-Dichloroethene	U		0.188	1.00	1	04/13/2022 18:53	WG1848149
cis-1,2-Dichloroethene	0.417	J	0.126	1.00	1	04/15/2022 03:46	WG1848864
trans-1,2-Dichloroethene	U		0.149	1.00	1	04/13/2022 18:53	WG1848149
1,2-Dichloropropane	U		0.149	1.00	1	04/13/2022 18:53	WG1848149
1,1-Dichloropropene	U		0.142	1.00	1	04/13/2022 18:53	WG1848149
1,3-Dichloropropane	U		0.110	1.00	1	04/13/2022 18:53	WG1848149
cis-1,3-Dichloropropene	U		0.111	1.00	1	04/13/2022 18:53	WG1848149
trans-1,3-Dichloropropene	U		0.118	1.00	1	04/13/2022 18:53	WG1848149
2,2-Dichloropropane	U		0.161	1.00	1	04/13/2022 18:53	WG1848149
Di-isopropyl ether	0.750	J	0.105	1.00	1	04/13/2022 18:53	WG1848149
Ethylbenzene	1.35		0.137	1.00	1	04/13/2022 18:53	WG1848149
Hexachloro-1,3-butadiene	U	J3	0.337	1.00	1	04/13/2022 18:53	WG1848149
Isopropylbenzene	0.586	J	0.105	1.00	1	04/13/2022 18:53	WG1848149
p-Isopropyltoluene	0.584	J	0.120	1.00	1	04/13/2022 18:53	WG1848149
2-Butanone (MEK)	6.81	J	1.19	10.0	1	04/13/2022 18:53	WG1848149
Methylene Chloride	U	J4	0.430	5.00	1	04/13/2022 18:53	WG1848149
4-Methyl-2-pentanone (MIBK)	2.69	J	0.478	10.0	1	04/13/2022 18:53	WG1848149
Methyl tert-butyl ether	16.8		0.101	1.00	1	04/13/2022 18:53	WG1848149
Naphthalene	5.05		1.00	5.00	1	04/13/2022 18:53	WG1848149
n-Propylbenzene	0.535	J	0.0993	1.00	1	04/13/2022 18:53	WG1848149
Styrene	U		0.118	1.00	1	04/13/2022 18:53	WG1848149
1,1,1,2-Tetrachloroethane	U		0.147	1.00	1	04/13/2022 18:53	WG1848149
1,1,2,2-Tetrachloroethane	U		0.133	1.00	1	04/13/2022 18:53	WG1848149
1,1,2-Trichlorotrifluoroethane	U		0.180	1.00	1	04/13/2022 18:53	WG1848149
Tetrachloroethene	0.994	J	0.300	1.00	1	04/13/2022 18:53	WG1848149
Toluene	1.99		0.278	1.00	1	04/13/2022 18:53	WG1848149
1,2,3-Trichlorobenzene	U		0.230	1.00	1	04/13/2022 18:53	WG1848149
1,2,4-Trichlorobenzene	U		0.481	1.00	1	04/13/2022 18:53	WG1848149
1,1,1-Trichloroethane	U		0.149	1.00	1	04/13/2022 18:53	WG1848149
1,1,2-Trichloroethane	U		0.158	1.00	1	04/13/2022 18:53	WG1848149
Trichloroethene	U		0.190	1.00	1	04/13/2022 18:53	WG1848149
Trichlorofluoromethane	U		0.160	5.00	1	04/13/2022 18:53	WG1848149
1,2,3-Trichloropropane	U		0.237	2.50	1	04/13/2022 18:53	WG1848149
1,2,4-Trimethylbenzene	2.59		0.322	1.00	1	04/13/2022 18:53	WG1848149
1,2,3-Trimethylbenzene	2.68		0.104	1.00	1	04/13/2022 18:53	WG1848149
1,3,5-Trimethylbenzene	0.840	J	0.104	1.00	1	04/13/2022 18:53	WG1848149
Vinyl chloride	U		0.234	1.00	1	04/13/2022 18:53	WG1848149
Xylenes, Total	4.19		0.174	3.00	1	04/13/2022 18:53	WG1848149
(S) Toluene-d8	*100*			*80.0-120*		*04/13/2022 18:53*	WG1848149
(S) Toluene-d8	*100*			*80.0-120*		*04/15/2022 03:46*	WG1848864
(S) 4-Bromofluorobenzene	*95.0*			*75.0-120*		*04/13/2022 18:53*	WG1848149
(S) 4-Bromofluorobenzene	*94.1*			*75.0-120*		*04/15/2022 03:46*	WG1848864
(S) 1,2-Dichloroethane-d4	*103*			*80.0-125*		*04/13/2022 18:53*	WG1848149
(S) 1,2-Dichloroethane-d4	*105*			*80.0-125*		*04/15/2022 03:46*	WG1848864

Semi-Volatile Organic Compounds (GC) by Method 3511/8015

Analyte	Result ug/l	Qualifier	MDL ug/l	RDL ug/l	Dilution	Analysis date / time	Batch
C12-C22 Hydrocarbons	4540		66.0	200	2	04/20/2022 18:13	WG1851222
C22-C32 Hydrocarbons	2450	J3	66.0	200	2	04/20/2022 18:13	WG1851222
C32-C40 Hydrocarbons	1120		66.0	200	2	04/20/2022 18:13	WG1851222

Semi-Volatile Organic Compounds (GC) by Method 3511/8015

Analyte	Result	Qualifier	MDL	RDL	Dilution	Analysis	Batch
	ug/l		ug/l	ug/l		date / time	
(S) o-Terphenyl	*135*			*52.0-156*		*04/20/2022 18:13*	WG1851222

Mercury by Method 7470A

Analyte	Result	Qualifier	MDL	RDL	Dilution	Analysis	Batch
	ug/l		ug/l	ug/l		date / time	
Mercury,Dissolved	U		0.100	0.200	1	04/19/2022 09:00	WG1850024

Metals (ICPMS) by Method 6020

Analyte	Result	Qualifier	MDL	RDL	Dilution	Analysis	Batch
	ug/l		ug/l	ug/l		date / time	
Antimony,Dissolved	U		1.03	4.00	1	04/19/2022 18:20	WG1850277
Arsenic,Dissolved	13.7		0.180	2.00	1	04/19/2022 18:20	WG1850277
Barium,Dissolved	146		0.381	2.00	1	04/19/2022 18:20	WG1850277
Beryllium,Dissolved	U		0.190	2.00	1	04/19/2022 18:20	WG1850277
Cadmium,Dissolved	U		0.150	1.00	1	04/19/2022 18:20	WG1850277
Chromium,Dissolved	1.97	J	1.24	2.00	1	04/19/2022 18:20	WG1850277
Copper,Dissolved	4.45	J	1.51	5.00	1	04/19/2022 18:20	WG1850277
Cobalt,Dissolved	1.71	J	0.0596	2.00	1	04/19/2022 18:20	WG1850277
Lead,Dissolved	U		0.849	2.00	1	04/19/2022 18:20	WG1850277
Molybdenum,Dissolved	9.05		0.348	5.00	1	04/19/2022 18:20	WG1850277
Nickel,Dissolved	8.11		0.816	2.00	1	04/19/2022 18:20	WG1850277
Selenium,Dissolved	0.374	J	0.300	2.00	1	04/19/2022 18:20	WG1850277
Silver,Dissolved	U		0.0700	2.00	1	04/19/2022 18:20	WG1850277
Thallium,Dissolved	U		0.121	2.00	1	04/19/2022 18:20	WG1850277
Vanadium,Dissolved	2.93	J	0.664	5.00	1	04/19/2022 18:20	WG1850277
Zinc,Dissolved	39.1		3.02	25.0	1	04/19/2022 18:20	WG1850277

Volatile Organic Compounds (GC) by Method 8015

Analyte	Result	Qualifier	MDL	RDL	Dilution	Analysis	Batch
	ug/l		ug/l	ug/l		date / time	
TPHG C5 - C12	71.7	B J	30.4	100	1	04/16/2022 19:38	WG1849503
(S) a,a,a-Trifluorotoluene(FID)	*97.2*			*78.0-120*		*04/16/2022 19:38*	WG1849503

Volatile Organic Compounds (GC/MS) by Method 8260B

Analyte	Result	Qualifier	MDL	RDL	Dilution	Analysis	Batch
	ug/l		ug/l	ug/l		date / time	
Acetone	U		11.3	50.0	1	04/13/2022 19:13	WG1848149
Acrolein	U		2.54	50.0	1	04/13/2022 19:13	WG1848149
Acrylonitrile	U		0.671	10.0	1	04/13/2022 19:13	WG1848149
Benzene	U		0.0941	1.00	1	04/13/2022 19:13	WG1848149
Bromobenzene	U		0.118	1.00	1	04/13/2022 19:13	WG1848149
Bromodichloromethane	U		0.136	1.00	1	04/13/2022 19:13	WG1848149
Bromoform	U		0.129	1.00	1	04/13/2022 19:13	WG1848149
Bromomethane	U		0.605	5.00	1	04/13/2022 19:13	WG1848149
n-Butylbenzene	U		0.157	1.00	1	04/13/2022 19:13	WG1848149
sec-Butylbenzene	U		0.125	1.00	1	04/13/2022 19:13	WG1848149
tert-Butylbenzene	U		0.127	1.00	1	04/13/2022 19:13	WG1848149
Carbon tetrachloride	U		0.128	1.00	1	04/13/2022 19:13	WG1848149
Chlorobenzene	U		0.116	1.00	1	04/13/2022 19:13	WG1848149
Chlorodibromomethane	U		0.140	1.00	1	04/13/2022 19:13	WG1848149
Chloroethane	U		0.192	5.00	1	04/13/2022 19:13	WG1848149
Chloroform	U		0.111	5.00	1	04/13/2022 19:13	WG1848149
Chloromethane	U		0.960	2.50	1	04/13/2022 19:13	WG1848149
2-Chlorotoluene	U		0.106	1.00	1	04/13/2022 19:13	WG1848149
4-Chlorotoluene	U		0.114	1.00	1	04/13/2022 19:13	WG1848149
1,2-Dibromo-3-Chloropropane	U		0.276	5.00	1	04/13/2022 19:13	WG1848149
1,2-Dibromoethane	U		0.126	1.00	1	04/13/2022 19:13	WG1848149
Dibromomethane	U		0.122	1.00	1	04/13/2022 19:13	WG1848149
1,2-Dichlorobenzene	U		0.107	1.00	1	04/13/2022 19:13	WG1848149

Volatile Organic Compounds (GC/MS) by Method 8260B

Analyte	Result	Qualifier	MDL	RDL	Dilution	Analysis	Batch
	ug/l		ug/l	ug/l		date / time	
1,3-Dichlorobenzene	U		0.110	1.00	1	04/13/2022 19:13	WG1848149
1,4-Dichlorobenzene	U		0.120	1.00	1	04/13/2022 19:13	WG1848149
Dichlorodifluoromethane	U		0.374	5.00	1	04/13/2022 19:13	WG1848149
1,1-Dichloroethane	U		0.100	1.00	1	04/13/2022 19:13	WG1848149
1,2-Dichloroethane	U		0.0819	1.00	1	04/13/2022 19:13	WG1848149
1,1-Dichloroethene	U		0.188	1.00	1	04/13/2022 19:13	WG1848149
cis-1,2-Dichloroethene	U		0.126	1.00	1	04/13/2022 19:13	WG1848149
trans-1,2-Dichloroethene	U		0.149	1.00	1	04/13/2022 19:13	WG1848149
1,2-Dichloropropane	U		0.149	1.00	1	04/13/2022 19:13	WG1848149
1,1-Dichloropropene	U		0.142	1.00	1	04/13/2022 19:13	WG1848149
1,3-Dichloropropane	U		0.110	1.00	1	04/13/2022 19:13	WG1848149
cis-1,3-Dichloropropene	U		0.111	1.00	1	04/13/2022 19:13	WG1848149
trans-1,3-Dichloropropene	U		0.118	1.00	1	04/13/2022 19:13	WG1848149
2,2-Dichloropropane	U		0.161	1.00	1	04/13/2022 19:13	WG1848149
Di-isopropyl ether	U		0.105	1.00	1	04/13/2022 19:13	WG1848149
Ethylbenzene	U		0.137	1.00	1	04/13/2022 19:13	WG1848149
Hexachloro-1,3-butadiene	U	J3	0.337	1.00	1	04/13/2022 19:13	WG1848149
Isopropylbenzene	U		0.105	1.00	1	04/13/2022 19:13	WG1848149
p-Isopropyltoluene	U		0.120	1.00	1	04/13/2022 19:13	WG1848149
2-Butanone (MEK)	U		1.19	10.0	1	04/13/2022 19:13	WG1848149
Methylene Chloride	U	J4	0.430	5.00	1	04/13/2022 19:13	WG1848149
4-Methyl-2-pentanone (MIBK)	U		0.478	10.0	1	04/13/2022 19:13	WG1848149
Methyl tert-butyl ether	0.379	J	0.101	1.00	1	04/13/2022 19:13	WG1848149
Naphthalene	U		1.00	5.00	1	04/13/2022 19:13	WG1848149
n-Propylbenzene	U		0.0993	1.00	1	04/13/2022 19:13	WG1848149
Styrene	U		0.118	1.00	1	04/13/2022 19:13	WG1848149
1,1,1,2-Tetrachloroethane	U		0.147	1.00	1	04/13/2022 19:13	WG1848149
1,1,2,2-Tetrachloroethane	U		0.133	1.00	1	04/13/2022 19:13	WG1848149
1,1,2-Trichlorotrifluoroethane	U		0.180	1.00	1	04/13/2022 19:13	WG1848149
Tetrachloroethene	U		0.300	1.00	1	04/13/2022 19:13	WG1848149
Toluene	U		0.278	1.00	1	04/13/2022 19:13	WG1848149
1,2,3-Trichlorobenzene	U		0.230	1.00	1	04/13/2022 19:13	WG1848149
1,2,4-Trichlorobenzene	U		0.481	1.00	1	04/13/2022 19:13	WG1848149
1,1,1-Trichloroethane	U		0.149	1.00	1	04/13/2022 19:13	WG1848149
1,1,2-Trichloroethane	U		0.158	1.00	1	04/13/2022 19:13	WG1848149
Trichloroethene	U		0.190	1.00	1	04/13/2022 19:13	WG1848149
Trichlorofluoromethane	U		0.160	5.00	1	04/13/2022 19:13	WG1848149
1,2,3-Trichloropropane	U		0.237	2.50	1	04/13/2022 19:13	WG1848149
1,2,4-Trimethylbenzene	U		0.322	1.00	1	04/13/2022 19:13	WG1848149
1,2,3-Trimethylbenzene	U		0.104	1.00	1	04/13/2022 19:13	WG1848149
1,3,5-Trimethylbenzene	U		0.104	1.00	1	04/13/2022 19:13	WG1848149
Vinyl chloride	U		0.234	1.00	1	04/13/2022 19:13	WG1848149
Xylenes, Total	U		0.174	3.00	1	04/13/2022 19:13	WG1848149
(S) Toluene-d8	*99.9*			*80.0-120*		*04/13/2022 19:13*	WG1848149
(S) 4-Bromofluorobenzene	*90.3*			*75.0-120*		*04/13/2022 19:13*	WG1848149
(S) 1,2-Dichloroethane-d4	*103*			*80.0-125*		*04/13/2022 19:13*	WG1848149

Semi-Volatile Organic Compounds (GC) by Method 3511/8015

Analyte	Result	Qualifier	MDL	RDL	Dilution	Analysis	Batch
	ug/l		ug/l	ug/l		date / time	
C12-C22 Hydrocarbons	132		33.0	100	1	04/21/2022 09:34	WG1851222
C22-C32 Hydrocarbons	186	J3	33.0	100	1	04/21/2022 09:34	WG1851222
C32-C40 Hydrocarbons	35.0	J	33.0	100	1	04/21/2022 09:34	WG1851222
(S) o-Terphenyl	*82.6*			*52.0-156*		*04/21/2022 09:34*	WG1851222

Mercury by Method 7470A

Analyte	Result	Qualifier	MDL	RDL	Dilution	Analysis	Batch
	ug/l		ug/l	ug/l		date / time	
Mercury,Dissolved	U		0.100	0.200	1	04/19/2022 09:02	WG1850024

Metals (ICPMS) by Method 6020

Analyte	Result	Qualifier	MDL	RDL	Dilution	Analysis	Batch
	ug/l		ug/l	ug/l		date / time	
Antimony,Dissolved	U		1.03	4.00	1	04/19/2022 18:56	WG1850277
Arsenic,Dissolved	9.09		0.180	2.00	1	04/19/2022 18:56	WG1850277
Barium,Dissolved	2300		0.381	2.00	1	04/19/2022 18:56	WG1850277
Beryllium,Dissolved	U		0.190	2.00	1	04/19/2022 18:56	WG1850277
Cadmium,Dissolved	U		0.150	1.00	1	04/19/2022 18:56	WG1850277
Chromium,Dissolved	21.7		1.24	2.00	1	04/19/2022 18:56	WG1850277
Copper,Dissolved	9.70		1.51	5.00	1	04/19/2022 18:56	WG1850277
Cobalt,Dissolved	15.7		0.0596	2.00	1	04/19/2022 18:56	WG1850277
Lead,Dissolved	3.47		0.849	2.00	1	04/19/2022 18:56	WG1850277
Molybdenum,Dissolved	0.744	J	0.348	5.00	1	04/19/2022 18:56	WG1850277
Nickel,Dissolved	67.1		0.816	2.00	1	04/19/2022 18:56	WG1850277
Selenium,Dissolved	0.498	J	0.300	2.00	1	04/19/2022 18:56	WG1850277
Silver,Dissolved	U		0.0700	2.00	1	04/19/2022 18:56	WG1850277
Thallium,Dissolved	U		0.121	2.00	1	04/19/2022 18:56	WG1850277
Vanadium,Dissolved	4.60	J	0.664	5.00	1	04/19/2022 18:56	WG1850277
Zinc,Dissolved	7.88	J	3.02	25.0	1	04/19/2022 18:56	WG1850277

Volatile Organic Compounds (GC) by Method 8015

Analyte	Result	Qualifier	MDL	RDL	Dilution	Analysis	Batch
	ug/l		ug/l	ug/l		date / time	
TPHG C5 - C12	292	B	30.4	100	1	04/16/2022 19:59	WG1849503
(S) a,a,a-Trifluorotoluene(FID)	*96.7*			*78.0-120*		*04/16/2022 19:59*	WG1849503

Volatile Organic Compounds (GC/MS) by Method 8260B

Analyte	Result	Qualifier	MDL	RDL	Dilution	Analysis	Batch
	ug/l		ug/l	ug/l		date / time	
Acetone	U		11.3	50.0	1	04/13/2022 19:34	WG1848149
Acrolein	U		2.54	50.0	1	04/13/2022 19:34	WG1848149
Acrylonitrile	U		0.671	10.0	1	04/13/2022 19:34	WG1848149
Benzene	4.94		0.0941	1.00	1	04/13/2022 19:34	WG1848149
Bromobenzene	U		0.118	1.00	1	04/13/2022 19:34	WG1848149
Bromodichloromethane	U		0.136	1.00	1	04/13/2022 19:34	WG1848149
Bromoform	U		0.129	1.00	1	04/13/2022 19:34	WG1848149
Bromomethane	U		0.605	5.00	1	04/13/2022 19:34	WG1848149
n-Butylbenzene	1.02		0.157	1.00	1	04/13/2022 19:34	WG1848149
sec-Butylbenzene	0.778	J	0.125	1.00	1	04/13/2022 19:34	WG1848149
tert-Butylbenzene	U		0.127	1.00	1	04/13/2022 19:34	WG1848149
Carbon tetrachloride	U		0.128	1.00	1	04/13/2022 19:34	WG1848149
Chlorobenzene	32.9		0.116	1.00	1	04/13/2022 19:34	WG1848149
Chlorodibromomethane	U		0.140	1.00	1	04/13/2022 19:34	WG1848149
Chloroethane	U		0.192	5.00	1	04/13/2022 19:34	WG1848149
Chloroform	U		0.111	5.00	1	04/13/2022 19:34	WG1848149
Chloromethane	U		0.960	2.50	1	04/13/2022 19:34	WG1848149
2-Chlorotoluene	U		0.106	1.00	1	04/13/2022 19:34	WG1848149
4-Chlorotoluene	U		0.114	1.00	1	04/13/2022 19:34	WG1848149
1,2-Dibromo-3-Chloropropane	U		0.276	5.00	1	04/13/2022 19:34	WG1848149
1,2-Dibromoethane	U		0.126	1.00	1	04/13/2022 19:34	WG1848149
Dibromomethane	U		0.122	1.00	1	04/13/2022 19:34	WG1848149
1,2-Dichlorobenzene	1.65		0.107	1.00	1	04/13/2022 19:34	WG1848149

Volatile Organic Compounds (GC/MS) by Method 8260B

Analyte	Result ug/l	Qualifier	MDL ug/l	RDL ug/l	Dilution	Analysis date / time	Batch
1,3-Dichlorobenzene	0.320	J	0.110	1.00	1	04/13/2022 19:34	WG1848149
1,4-Dichlorobenzene	4.64		0.120	1.00	1	04/13/2022 19:34	WG1848149
Dichlorodifluoromethane	U		0.374	5.00	1	04/13/2022 19:34	WG1848149
1,1-Dichloroethane	U		0.100	1.00	1	04/13/2022 19:34	WG1848149
1,2-Dichloroethane	U		0.0819	1.00	1	04/13/2022 19:34	WG1848149
1,1-Dichloroethene	U		0.188	1.00	1	04/13/2022 19:34	WG1848149
cis-1,2-Dichloroethene	0.144	J	0.126	1.00	1	04/13/2022 19:34	WG1848149
trans-1,2-Dichloroethene	U		0.149	1.00	1	04/13/2022 19:34	WG1848149
1,2-Dichloropropane	U		0.149	1.00	1	04/13/2022 19:34	WG1848149
1,1-Dichloropropene	U		0.142	1.00	1	04/13/2022 19:34	WG1848149
1,3-Dichloropropane	U		0.110	1.00	1	04/13/2022 19:34	WG1848149
cis-1,3-Dichloropropene	U		0.111	1.00	1	04/13/2022 19:34	WG1848149
trans-1,3-Dichloropropene	U		0.118	1.00	1	04/13/2022 19:34	WG1848149
2,2-Dichloropropane	U		0.161	1.00	1	04/13/2022 19:34	WG1848149
Di-isopropyl ether	0.471	J	0.105	1.00	1	04/13/2022 19:34	WG1848149
Ethylbenzene	U		0.137	1.00	1	04/13/2022 19:34	WG1848149
Hexachloro-1,3-butadiene	U	J3	0.337	1.00	1	04/13/2022 19:34	WG1848149
Isopropylbenzene	2.20		0.105	1.00	1	04/13/2022 19:34	WG1848149
p-Isopropyltoluene	U		0.120	1.00	1	04/13/2022 19:34	WG1848149
2-Butanone (MEK)	2.96	J	1.19	10.0	1	04/13/2022 19:34	WG1848149
Methylene Chloride	U	J4	0.430	5.00	1	04/13/2022 19:34	WG1848149
4-Methyl-2-pentanone (MIBK)	U		0.478	10.0	1	04/13/2022 19:34	WG1848149
Methyl tert-butyl ether	3.82		0.101	1.00	1	04/13/2022 19:34	WG1848149
Naphthalene	U		1.00	5.00	1	04/13/2022 19:34	WG1848149
n-Propylbenzene	1.11		0.0993	1.00	1	04/13/2022 19:34	WG1848149
Styrene	U		0.118	1.00	1	04/13/2022 19:34	WG1848149
1,1,1,2-Tetrachloroethane	U		0.147	1.00	1	04/13/2022 19:34	WG1848149
1,1,2,2-Tetrachloroethane	U		0.133	1.00	1	04/13/2022 19:34	WG1848149
1,1,2-Trichlorotrifluoroethane	U		0.180	1.00	1	04/13/2022 19:34	WG1848149
Tetrachloroethene	U		0.300	1.00	1	04/13/2022 19:34	WG1848149
Toluene	U		0.278	1.00	1	04/13/2022 19:34	WG1848149
1,2,3-Trichlorobenzene	U		0.230	1.00	1	04/13/2022 19:34	WG1848149
1,2,4-Trichlorobenzene	U		0.481	1.00	1	04/13/2022 19:34	WG1848149
1,1,1-Trichloroethane	U		0.149	1.00	1	04/13/2022 19:34	WG1848149
1,1,2-Trichloroethane	U		0.158	1.00	1	04/13/2022 19:34	WG1848149
Trichloroethene	U		0.190	1.00	1	04/13/2022 19:34	WG1848149
Trichlorofluoromethane	U		0.160	5.00	1	04/13/2022 19:34	WG1848149
1,2,3-Trichloropropane	U		0.237	2.50	1	04/13/2022 19:34	WG1848149
1,2,4-Trimethylbenzene	U		0.322	1.00	1	04/13/2022 19:34	WG1848149
1,2,3-Trimethylbenzene	0.194	J	0.104	1.00	1	04/13/2022 19:34	WG1848149
1,3,5-Trimethylbenzene	U		0.104	1.00	1	04/13/2022 19:34	WG1848149
Vinyl chloride	U		0.234	1.00	1	04/13/2022 19:34	WG1848149
Xylenes, Total	0.997	J	0.174	3.00	1	04/13/2022 19:34	WG1848149
(S) Toluene-d8	*97.7*			*80.0-120*		*04/13/2022 19:34*	WG1848149
(S) 4-Bromofluorobenzene	*94.7*			*75.0-120*		*04/13/2022 19:34*	WG1848149
(S) 1,2-Dichloroethane-d4	*99.6*			*80.0-125*		*04/13/2022 19:34*	WG1848149

Semi-Volatile Organic Compounds (GC) by Method 3511/8015

Analyte	Result ug/l	Qualifier	MDL ug/l	RDL ug/l	Dilution	Analysis date / time	Batch
C12-C22 Hydrocarbons	6410		165	500	5	04/21/2022 10:58	WG1851222
C22-C32 Hydrocarbons	2820	J3	33.0	100	1	04/20/2022 18:54	WG1851222
C32-C40 Hydrocarbons	912		33.0	100	1	04/20/2022 18:54	WG1851222
(S) o-Terphenyl	*75.3*			*52.0-156*		*04/20/2022 18:54*	WG1851222
(S) o-Terphenyl	*103*			*52.0-156*		*04/21/2022 10:58*	WG1851222

Mercury by Method 7470A

Analyte	Result	Qualifier	MDL	RDL	Dilution	Analysis	Batch
	ug/l		ug/l	ug/l		date / time	
Mercury,Dissolved	U		0.100	0.200	1	04/19/2022 09:04	WG1850024

Metals (ICPMS) by Method 6020

Analyte	Result	Qualifier	MDL	RDL	Dilution	Analysis	Batch
	ug/l		ug/l	ug/l		date / time	
Antimony,Dissolved	U		1.03	4.00	1	04/19/2022 18:59	WG1850277
Arsenic,Dissolved	3.28		0.180	2.00	1	04/19/2022 18:59	WG1850277
Barium,Dissolved	2220		0.381	2.00	1	04/19/2022 18:59	WG1850277
Beryllium,Dissolved	U		0.190	2.00	1	04/19/2022 18:59	WG1850277
Cadmium,Dissolved	U		0.150	1.00	1	04/19/2022 18:59	WG1850277
Chromium,Dissolved	6.41		1.24	2.00	1	04/19/2022 18:59	WG1850277
Copper,Dissolved	U		1.51	5.00	1	04/19/2022 18:59	WG1850277
Cobalt,Dissolved	16.3		0.0596	2.00	1	04/19/2022 18:59	WG1850277
Lead,Dissolved	U		0.849	2.00	1	04/19/2022 18:59	WG1850277
Molybdenum,Dissolved	0.519	J	0.348	5.00	1	04/19/2022 18:59	WG1850277
Nickel,Dissolved	55.5		0.816	2.00	1	04/19/2022 18:59	WG1850277
Selenium,Dissolved	0.414	J	0.300	2.00	1	04/19/2022 18:59	WG1850277
Silver,Dissolved	U		0.0700	2.00	1	04/19/2022 18:59	WG1850277
Thallium,Dissolved	U		0.121	2.00	1	04/19/2022 18:59	WG1850277
Vanadium,Dissolved	2.14	J	0.664	5.00	1	04/19/2022 18:59	WG1850277
Zinc,Dissolved	4.42	J	3.02	25.0	1	04/19/2022 18:59	WG1850277

Volatile Organic Compounds (GC) by Method 8015

Analyte	Result	Qualifier	MDL	RDL	Dilution	Analysis	Batch
	ug/l		ug/l	ug/l		date / time	
TPHG C5 - C12	225	B	30.4	100	1	04/16/2022 20:21	WG1849503
(S) a,a,a-Trifluorotoluene(FID)	*95.8*			*78.0-120*		*04/16/2022 20:21*	WG1849503

Volatile Organic Compounds (GC/MS) by Method 8260B

Analyte	Result	Qualifier	MDL	RDL	Dilution	Analysis	Batch
	ug/l		ug/l	ug/l		date / time	
Acetone	U		11.3	50.0	1	04/13/2022 19:54	WG1848149
Acrolein	U		2.54	50.0	1	04/13/2022 19:54	WG1848149
Acrylonitrile	U		0.671	10.0	1	04/13/2022 19:54	WG1848149
Benzene	0.256	J	0.0941	1.00	1	04/13/2022 19:54	WG1848149
Bromobenzene	U		0.118	1.00	1	04/13/2022 19:54	WG1848149
Bromodichloromethane	U		0.136	1.00	1	04/13/2022 19:54	WG1848149
Bromoform	U		0.129	1.00	1	04/13/2022 19:54	WG1848149
Bromomethane	U		0.605	5.00	1	04/13/2022 19:54	WG1848149
n-Butylbenzene	0.178	J	0.157	1.00	1	04/13/2022 19:54	WG1848149
sec-Butylbenzene	0.283	J	0.125	1.00	1	04/13/2022 19:54	WG1848149
tert-Butylbenzene	U		0.127	1.00	1	04/13/2022 19:54	WG1848149
Carbon tetrachloride	U		0.128	1.00	1	04/13/2022 19:54	WG1848149
Chlorobenzene	3.20		0.116	1.00	1	04/13/2022 19:54	WG1848149
Chlorodibromomethane	U		0.140	1.00	1	04/13/2022 19:54	WG1848149
Chloroethane	U		0.192	5.00	1	04/13/2022 19:54	WG1848149
Chloroform	U		0.111	5.00	1	04/13/2022 19:54	WG1848149
Chloromethane	U		0.960	2.50	1	04/13/2022 19:54	WG1848149
2-Chlorotoluene	U		0.106	1.00	1	04/13/2022 19:54	WG1848149
4-Chlorotoluene	U		0.114	1.00	1	04/13/2022 19:54	WG1848149
1,2-Dibromo-3-Chloropropane	U		0.276	5.00	1	04/13/2022 19:54	WG1848149
1,2-Dibromoethane	U		0.126	1.00	1	04/13/2022 19:54	WG1848149
Dibromomethane	U		0.122	1.00	1	04/13/2022 19:54	WG1848149
1,2-Dichlorobenzene	0.116	J	0.107	1.00	1	04/13/2022 19:54	WG1848149

Volatile Organic Compounds (GC/MS) by Method 8260B

Analyte	Result ug/l	Qualifier	MDL ug/l	RDL ug/l	Dilution	Analysis date / time	Batch
1,3-Dichlorobenzene	U		0.110	1.00	1	04/13/2022 19:54	WG1848149
1,4-Dichlorobenzene	1.26		0.120	1.00	1	04/13/2022 19:54	WG1848149
Dichlorodifluoromethane	U		0.374	5.00	1	04/13/2022 19:54	WG1848149
1,1-Dichloroethane	U		0.100	1.00	1	04/13/2022 19:54	WG1848149
1,2-Dichloroethane	U		0.0819	1.00	1	04/13/2022 19:54	WG1848149
1,1-Dichloroethene	U		0.188	1.00	1	04/13/2022 19:54	WG1848149
cis-1,2-Dichloroethene	U		0.126	1.00	1	04/13/2022 19:54	WG1848149
trans-1,2-Dichloroethene	U		0.149	1.00	1	04/13/2022 19:54	WG1848149
1,2-Dichloropropane	U		0.149	1.00	1	04/13/2022 19:54	WG1848149
1,1-Dichloropropene	U		0.142	1.00	1	04/13/2022 19:54	WG1848149
1,3-Dichloropropane	U		0.110	1.00	1	04/13/2022 19:54	WG1848149
cis-1,3-Dichloropropene	U		0.111	1.00	1	04/13/2022 19:54	WG1848149
trans-1,3-Dichloropropene	U		0.118	1.00	1	04/13/2022 19:54	WG1848149
2,2-Dichloropropane	U		0.161	1.00	1	04/13/2022 19:54	WG1848149
Di-isopropyl ether	0.161	J	0.105	1.00	1	04/13/2022 19:54	WG1848149
Ethylbenzene	0.535	J	0.137	1.00	1	04/13/2022 19:54	WG1848149
Hexachloro-1,3-butadiene	U	J3	0.337	1.00	1	04/13/2022 19:54	WG1848149
Isopropylbenzene	1.03		0.105	1.00	1	04/13/2022 19:54	WG1848149
p-Isopropyltoluene	U		0.120	1.00	1	04/13/2022 19:54	WG1848149
2-Butanone (MEK)	2.48	J	1.19	10.0	1	04/13/2022 19:54	WG1848149
Methylene Chloride	U	J4	0.430	5.00	1	04/13/2022 19:54	WG1848149
4-Methyl-2-pentanone (MIBK)	U		0.478	10.0	1	04/13/2022 19:54	WG1848149
Methyl tert-butyl ether	2.66		0.101	1.00	1	04/13/2022 19:54	WG1848149
Naphthalene	U		1.00	5.00	1	04/13/2022 19:54	WG1848149
n-Propylbenzene	U		0.0993	1.00	1	04/13/2022 19:54	WG1848149
Styrene	U		0.118	1.00	1	04/13/2022 19:54	WG1848149
1,1,1,2-Tetrachloroethane	U		0.147	1.00	1	04/13/2022 19:54	WG1848149
1,1,2,2-Tetrachloroethane	U		0.133	1.00	1	04/13/2022 19:54	WG1848149
1,1,2-Trichlorotrifluoroethane	U		0.180	1.00	1	04/13/2022 19:54	WG1848149
Tetrachloroethene	U		0.300	1.00	1	04/13/2022 19:54	WG1848149
Toluene	U		0.278	1.00	1	04/13/2022 19:54	WG1848149
1,2,3-Trichlorobenzene	U		0.230	1.00	1	04/13/2022 19:54	WG1848149
1,2,4-Trichlorobenzene	U		0.481	1.00	1	04/13/2022 19:54	WG1848149
1,1,1-Trichloroethane	U		0.149	1.00	1	04/13/2022 19:54	WG1848149
1,1,2-Trichloroethane	U		0.158	1.00	1	04/13/2022 19:54	WG1848149
Trichloroethene	U		0.190	1.00	1	04/13/2022 19:54	WG1848149
Trichlorofluoromethane	U		0.160	5.00	1	04/13/2022 19:54	WG1848149
1,2,3-Trichloropropane	U		0.237	2.50	1	04/13/2022 19:54	WG1848149
1,2,4-Trimethylbenzene	U		0.322	1.00	1	04/13/2022 19:54	WG1848149
1,2,3-Trimethylbenzene	0.166	J	0.104	1.00	1	04/13/2022 19:54	WG1848149
1,3,5-Trimethylbenzene	U		0.104	1.00	1	04/13/2022 19:54	WG1848149
Vinyl chloride	U		0.234	1.00	1	04/13/2022 19:54	WG1848149
Xylenes, Total	0.812	J	0.174	3.00	1	04/13/2022 19:54	WG1848149
(S) Toluene-d8	*100*			*80.0-120*		*04/13/2022 19:54*	WG1848149
(S) 4-Bromofluorobenzene	*95.4*			*75.0-120*		*04/13/2022 19:54*	WG1848149
(S) 1,2-Dichloroethane-d4	*102*			*80.0-125*		*04/13/2022 19:54*	WG1848149

Semi-Volatile Organic Compounds (GC) by Method 3511/8015

Analyte	Result ug/l	Qualifier	MDL ug/l	RDL ug/l	Dilution	Analysis date / time	Batch
C12-C22 Hydrocarbons	5030		165	500	5	04/22/2022 15:00	WG1851586
C22-C32 Hydrocarbons	2860		33.0	100	1	04/21/2022 22:31	WG1851586
C32-C40 Hydrocarbons	862		33.0	100	1	04/21/2022 22:31	WG1851586
(S) o-Terphenyl	*102*			*52.0-156*		*04/21/2022 22:31*	WG1851586
(S) o-Terphenyl	*114*			*52.0-156*		*04/22/2022 15:00*	WG1851586

Mercury by Method 7470A

Analyte	Result	Qualifier	MDL	RDL	Dilution	Analysis	Batch
	ug/l		ug/l	ug/l		date / time	
Mercury,Dissolved	U		0.100	0.200	1	04/19/2022 09:06	WG1850024

Metals (ICPMS) by Method 6020

Analyte	Result	Qualifier	MDL	RDL	Dilution	Analysis	Batch
	ug/l		ug/l	ug/l		date / time	
Antimony,Dissolved	U		1.03	4.00	1	04/19/2022 19:03	WG1850277
Arsenic,Dissolved	4.88		0.180	2.00	1	04/19/2022 19:03	WG1850277
Barium,Dissolved	1470		0.381	2.00	1	04/19/2022 19:03	WG1850277
Beryllium,Dissolved	U		0.190	2.00	1	04/19/2022 19:03	WG1850277
Cadmium,Dissolved	U		0.150	1.00	1	04/19/2022 19:03	WG1850277
Chromium,Dissolved	7.18		1.24	2.00	1	04/19/2022 19:03	WG1850277
Copper,Dissolved	U		1.51	5.00	1	04/19/2022 19:03	WG1850277
Cobalt,Dissolved	11.9		0.0596	2.00	1	04/19/2022 19:03	WG1850277
Lead,Dissolved	U		0.849	2.00	1	04/19/2022 19:03	WG1850277
Molybdenum,Dissolved	0.459	J	0.348	5.00	1	04/19/2022 19:03	WG1850277
Nickel,Dissolved	88.0		0.816	2.00	1	04/19/2022 19:03	WG1850277
Selenium,Dissolved	0.390	J	0.300	2.00	1	04/19/2022 19:03	WG1850277
Silver,Dissolved	U		0.0700	2.00	1	04/19/2022 19:03	WG1850277
Thallium,Dissolved	U		0.121	2.00	1	04/19/2022 19:03	WG1850277
Vanadium,Dissolved	3.46	J	0.664	5.00	1	04/19/2022 19:03	WG1850277
Zinc,Dissolved	U		3.02	25.0	1	04/19/2022 19:03	WG1850277

Volatile Organic Compounds (GC) by Method 8015

Analyte	Result	Qualifier	MDL	RDL	Dilution	Analysis	Batch
	ug/l		ug/l	ug/l		date / time	
TPHG C5 - C12	305	B	30.4	100	1	04/16/2022 21:38	WG1849503
(S) a,a,a-Trifluorotoluene(FID)	*97.6*			*78.0-120*		*04/16/2022 21:38*	WG1849503

Volatile Organic Compounds (GC/MS) by Method 8260B

Analyte	Result	Qualifier	MDL	RDL	Dilution	Analysis	Batch
	ug/l		ug/l	ug/l		date / time	
Acetone	U		11.3	50.0	1	04/13/2022 20:15	WG1848149
Acrolein	U		2.54	50.0	1	04/13/2022 20:15	WG1848149
Acrylonitrile	U		0.671	10.0	1	04/13/2022 20:15	WG1848149
Benzene	1.13		0.0941	1.00	1	04/13/2022 20:15	WG1848149
Bromobenzene	U		0.118	1.00	1	04/13/2022 20:15	WG1848149
Bromodichloromethane	U		0.136	1.00	1	04/13/2022 20:15	WG1848149
Bromoform	U		0.129	1.00	1	04/13/2022 20:15	WG1848149
Bromomethane	U		0.605	5.00	1	04/13/2022 20:15	WG1848149
n-Butylbenzene	2.24		0.157	1.00	1	04/13/2022 20:15	WG1848149
sec-Butylbenzene	0.899	J	0.125	1.00	1	04/13/2022 20:15	WG1848149
tert-Butylbenzene	U		0.127	1.00	1	04/13/2022 20:15	WG1848149
Carbon tetrachloride	U		0.128	1.00	1	04/13/2022 20:15	WG1848149
Chlorobenzene	4.23		0.116	1.00	1	04/13/2022 20:15	WG1848149
Chlorodibromomethane	U		0.140	1.00	1	04/13/2022 20:15	WG1848149
Chloroethane	U		0.192	5.00	1	04/13/2022 20:15	WG1848149
Chloroform	U		0.111	5.00	1	04/13/2022 20:15	WG1848149
Chloromethane	U		0.960	2.50	1	04/13/2022 20:15	WG1848149
2-Chlorotoluene	U		0.106	1.00	1	04/13/2022 20:15	WG1848149
4-Chlorotoluene	U		0.114	1.00	1	04/13/2022 20:15	WG1848149
1,2-Dibromo-3-Chloropropane	U		0.276	5.00	1	04/13/2022 20:15	WG1848149
1,2-Dibromoethane	U		0.126	1.00	1	04/13/2022 20:15	WG1848149
Dibromomethane	U		0.122	1.00	1	04/13/2022 20:15	WG1848149
1,2-Dichlorobenzene	0.315	J	0.107	1.00	1	04/13/2022 20:15	WG1848149

Volatile Organic Compounds (GC/MS) by Method 8260B

Analyte	Result ug/l	Qualifier	MDL ug/l	RDL ug/l	Dilution	Analysis date / time	Batch
1,3-Dichlorobenzene	U		0.110	1.00	1	04/13/2022 20:15	WG1848149
1,4-Dichlorobenzene	2.96		0.120	1.00	1	04/13/2022 20:15	WG1848149
Dichlorodifluoromethane	U		0.374	5.00	1	04/13/2022 20:15	WG1848149
1,1-Dichloroethane	U		0.100	1.00	1	04/13/2022 20:15	WG1848149
1,2-Dichloroethane	U		0.0819	1.00	1	04/13/2022 20:15	WG1848149
1,1-Dichloroethene	U		0.188	1.00	1	04/13/2022 20:15	WG1848149
cis-1,2-Dichloroethene	0.149	J	0.126	1.00	1	04/13/2022 20:15	WG1848149
trans-1,2-Dichloroethene	U		0.149	1.00	1	04/13/2022 20:15	WG1848149
1,2-Dichloropropane	U		0.149	1.00	1	04/13/2022 20:15	WG1848149
1,1-Dichloropropene	U		0.142	1.00	1	04/13/2022 20:15	WG1848149
1,3-Dichloropropane	U		0.110	1.00	1	04/13/2022 20:15	WG1848149
cis-1,3-Dichloropropene	U		0.111	1.00	1	04/13/2022 20:15	WG1848149
trans-1,3-Dichloropropene	U		0.118	1.00	1	04/13/2022 20:15	WG1848149
2,2-Dichloropropane	U		0.161	1.00	1	04/13/2022 20:15	WG1848149
Di-isopropyl ether	0.112	J	0.105	1.00	1	04/13/2022 20:15	WG1848149
Ethylbenzene	0.377	J	0.137	1.00	1	04/13/2022 20:15	WG1848149
Hexachloro-1,3-butadiene	U	J3	0.337	1.00	1	04/13/2022 20:15	WG1848149
Isopropylbenzene	1.09		0.105	1.00	1	04/13/2022 20:15	WG1848149
p-Isopropyltoluene	U		0.120	1.00	1	04/13/2022 20:15	WG1848149
2-Butanone (MEK)	2.68	J	1.19	10.0	1	04/13/2022 20:15	WG1848149
Methylene Chloride	U	J4	0.430	5.00	1	04/13/2022 20:15	WG1848149
4-Methyl-2-pentanone (MIBK)	U		0.478	10.0	1	04/13/2022 20:15	WG1848149
Methyl tert-butyl ether	1.61		0.101	1.00	1	04/13/2022 20:15	WG1848149
Naphthalene	1.54	J	1.00	5.00	1	04/13/2022 20:15	WG1848149
n-Propylbenzene	0.913	J	0.0993	1.00	1	04/13/2022 20:15	WG1848149
Styrene	U		0.118	1.00	1	04/13/2022 20:15	WG1848149
1,1,1,2-Tetrachloroethane	U		0.147	1.00	1	04/13/2022 20:15	WG1848149
1,1,2,2-Tetrachloroethane	U		0.133	1.00	1	04/13/2022 20:15	WG1848149
1,1,2-Trichlorotrifluoroethane	U		0.180	1.00	1	04/13/2022 20:15	WG1848149
Tetrachloroethene	U		0.300	1.00	1	04/13/2022 20:15	WG1848149
Toluene	U		0.278	1.00	1	04/13/2022 20:15	WG1848149
1,2,3-Trichlorobenzene	U		0.230	1.00	1	04/13/2022 20:15	WG1848149
1,2,4-Trichlorobenzene	U		0.481	1.00	1	04/13/2022 20:15	WG1848149
1,1,1-Trichloroethane	U		0.149	1.00	1	04/13/2022 20:15	WG1848149
1,1,2-Trichloroethane	U		0.158	1.00	1	04/13/2022 20:15	WG1848149
Trichloroethene	U		0.190	1.00	1	04/13/2022 20:15	WG1848149
Trichlorofluoromethane	U		0.160	5.00	1	04/13/2022 20:15	WG1848149
1,2,3-Trichloropropane	U		0.237	2.50	1	04/13/2022 20:15	WG1848149
1,2,4-Trimethylbenzene	0.486	J	0.322	1.00	1	04/13/2022 20:15	WG1848149
1,2,3-Trimethylbenzene	0.595	J	0.104	1.00	1	04/13/2022 20:15	WG1848149
1,3,5-Trimethylbenzene	U		0.104	1.00	1	04/13/2022 20:15	WG1848149
Vinyl chloride	U		0.234	1.00	1	04/13/2022 20:15	WG1848149
Xylenes, Total	1.51	J	0.174	3.00	1	04/13/2022 20:15	WG1848149
(S) Toluene-d8	*99.7*			*80.0-120*		*04/13/2022 20:15*	WG1848149
(S) 4-Bromofluorobenzene	*96.8*			*75.0-120*		*04/13/2022 20:15*	WG1848149
(S) 1,2-Dichloroethane-d4	*101*			*80.0-125*		*04/13/2022 20:15*	WG1848149

Semi-Volatile Organic Compounds (GC) by Method 3511/8015

Analyte	Result ug/l	Qualifier	MDL ug/l	RDL ug/l	Dilution	Analysis date / time	Batch
C12-C22 Hydrocarbons	12400		165	500	5	04/22/2022 13:59	WG1851586
C22-C32 Hydrocarbons	4640		33.0	100	1	04/21/2022 22:51	WG1851586
C32-C40 Hydrocarbons	1350		33.0	100	1	04/21/2022 22:51	WG1851586
(S) o-Terphenyl	*291*	J1		*52.0-156*		*04/22/2022 13:59*	WG1851586
(S) o-Terphenyl	*155*			*52.0-156*		*04/21/2022 22:51*	WG1851586

Semi-Volatile Organic Compounds (GC) by Method 3511/8015

Analyte	Result	Qualifier	MDL	RDL	Dilution	Analysis	Batch
	ug/l		ug/l	ug/l		date / time	

Sample Narrative:

L1482009-08 WG1851586: Surrogate failure due to matrix interference

Mercury by Method 7470A

Analyte	Result	Qualifier	MDL	RDL	Dilution	Analysis	Batch
	ug/l		ug/l	ug/l		date / time	
Mercury,Dissolved	U		0.100	0.200	1	04/21/2022 13:58	WG1848995

Metals (ICPMS) by Method 6020

Analyte	Result	Qualifier	MDL	RDL	Dilution	Analysis	Batch
	ug/l		ug/l	ug/l		date / time	
Antimony,Dissolved	U		1.03	4.00	1	04/19/2022 18:33	WG1850277
Arsenic,Dissolved	49.2		0.180	2.00	1	04/19/2022 18:33	WG1850277
Barium,Dissolved	825		0.381	2.00	1	04/19/2022 18:33	WG1850277
Beryllium,Dissolved	U		0.190	2.00	1	04/19/2022 18:33	WG1850277
Cadmium,Dissolved	U		0.150	1.00	1	04/19/2022 18:33	WG1850277
Chromium,Dissolved	U		1.24	2.00	1	04/19/2022 18:33	WG1850277
Copper,Dissolved	U		1.51	5.00	1	04/19/2022 18:33	WG1850277
Cobalt,Dissolved	4.21		0.0596	2.00	1	04/19/2022 18:33	WG1850277
Lead,Dissolved	U		0.849	2.00	1	04/19/2022 18:33	WG1850277
Molybdenum,Dissolved	8.97		0.348	5.00	1	04/19/2022 18:33	WG1850277
Nickel,Dissolved	11.4		0.816	2.00	1	04/19/2022 18:33	WG1850277
Selenium,Dissolved	0.411	J	0.300	2.00	1	04/19/2022 18:33	WG1850277
Silver,Dissolved	U		0.0700	2.00	1	04/19/2022 18:33	WG1850277
Thallium,Dissolved	U		0.121	2.00	1	04/19/2022 18:33	WG1850277
Vanadium,Dissolved	1.52	J	0.664	5.00	1	04/19/2022 18:33	WG1850277
Zinc,Dissolved	U		3.02	25.0	1	04/19/2022 18:33	WG1850277

Volatile Organic Compounds (GC) by Method 8015

Analyte	Result	Qualifier	MDL	RDL	Dilution	Analysis	Batch
	ug/l		ug/l	ug/l		date / time	
TPHG C5 - C12	82.1	B J	30.4	100	1	04/16/2022 22:00	WG1849503
(S) a,a,a-Trifluorotoluene(FID)	*96.9*			*78.0-120*		*04/16/2022 22:00*	WG1849503

Volatile Organic Compounds (GC/MS) by Method 8260B

Analyte	Result	Qualifier	MDL	RDL	Dilution	Analysis	Batch
	ug/l		ug/l	ug/l		date / time	
Acetone	U		11.3	50.0	1	04/13/2022 20:35	WG1848149
Acrolein	U		2.54	50.0	1	04/13/2022 20:35	WG1848149
Acrylonitrile	U		0.671	10.0	1	04/13/2022 20:35	WG1848149
Benzene	U		0.0941	1.00	1	04/13/2022 20:35	WG1848149
Bromobenzene	U		0.118	1.00	1	04/13/2022 20:35	WG1848149
Bromodichloromethane	U		0.136	1.00	1	04/13/2022 20:35	WG1848149
Bromoform	U		0.129	1.00	1	04/13/2022 20:35	WG1848149
Bromomethane	U		0.605	5.00	1	04/13/2022 20:35	WG1848149
n-Butylbenzene	U		0.157	1.00	1	04/13/2022 20:35	WG1848149
sec-Butylbenzene	U		0.125	1.00	1	04/13/2022 20:35	WG1848149
tert-Butylbenzene	U		0.127	1.00	1	04/13/2022 20:35	WG1848149
Carbon tetrachloride	U		0.128	1.00	1	04/13/2022 20:35	WG1848149
Chlorobenzene	U		0.116	1.00	1	04/13/2022 20:35	WG1848149
Chlorodibromomethane	U		0.140	1.00	1	04/13/2022 20:35	WG1848149
Chloroethane	U		0.192	5.00	1	04/13/2022 20:35	WG1848149
Chloroform	U		0.111	5.00	1	04/13/2022 20:35	WG1848149
Chloromethane	U		0.960	2.50	1	04/13/2022 20:35	WG1848149
2-Chlorotoluene	U		0.106	1.00	1	04/13/2022 20:35	WG1848149
4-Chlorotoluene	U		0.114	1.00	1	04/13/2022 20:35	WG1848149
1,2-Dibromo-3-Chloropropane	U		0.276	5.00	1	04/13/2022 20:35	WG1848149
1,2-Dibromoethane	U		0.126	1.00	1	04/13/2022 20:35	WG1848149
Dibromomethane	U		0.122	1.00	1	04/13/2022 20:35	WG1848149
1,2-Dichlorobenzene	U		0.107	1.00	1	04/13/2022 20:35	WG1848149

Volatile Organic Compounds (GC/MS) by Method 8260B

Analyte	Result	Qualifier	MDL	RDL	Dilution	Analysis	Batch
	ug/l		ug/l	ug/l		date / time	
1,3-Dichlorobenzene	U		0.110	1.00	1	04/13/2022 20:35	WG1848149
1,4-Dichlorobenzene	U		0.120	1.00	1	04/13/2022 20:35	WG1848149
Dichlorodifluoromethane	U		0.374	5.00	1	04/13/2022 20:35	WG1848149
1,1-Dichloroethane	U		0.100	1.00	1	04/13/2022 20:35	WG1848149
1,2-Dichloroethane	U		0.0819	1.00	1	04/13/2022 20:35	WG1848149
1,1-Dichloroethene	U		0.188	1.00	1	04/13/2022 20:35	WG1848149
cis-1,2-Dichloroethene	0.319	J	0.126	1.00	1	04/13/2022 20:35	WG1848149
trans-1,2-Dichloroethene	U		0.149	1.00	1	04/13/2022 20:35	WG1848149
1,2-Dichloropropane	U		0.149	1.00	1	04/13/2022 20:35	WG1848149
1,1-Dichloropropene	U		0.142	1.00	1	04/13/2022 20:35	WG1848149
1,3-Dichloropropane	U		0.110	1.00	1	04/13/2022 20:35	WG1848149
cis-1,3-Dichloropropene	U		0.111	1.00	1	04/13/2022 20:35	WG1848149
trans-1,3-Dichloropropene	U		0.118	1.00	1	04/13/2022 20:35	WG1848149
2,2-Dichloropropane	U		0.161	1.00	1	04/13/2022 20:35	WG1848149
Di-isopropyl ether	U		0.105	1.00	1	04/13/2022 20:35	WG1848149
Ethylbenzene	U		0.137	1.00	1	04/13/2022 20:35	WG1848149
Hexachloro-1,3-butadiene	U	J3	0.337	1.00	1	04/13/2022 20:35	WG1848149
Isopropylbenzene	U		0.105	1.00	1	04/13/2022 20:35	WG1848149
p-Isopropyltoluene	0.485	J	0.120	1.00	1	04/13/2022 20:35	WG1848149
2-Butanone (MEK)	U		1.19	10.0	1	04/13/2022 20:35	WG1848149
Methylene Chloride	U	J4	0.430	5.00	1	04/13/2022 20:35	WG1848149
4-Methyl-2-pentanone (MIBK)	U		0.478	10.0	1	04/13/2022 20:35	WG1848149
Methyl tert-butyl ether	7.22		0.101	1.00	1	04/13/2022 20:35	WG1848149
Naphthalene	U		1.00	5.00	1	04/13/2022 20:35	WG1848149
n-Propylbenzene	U		0.0993	1.00	1	04/13/2022 20:35	WG1848149
Styrene	U		0.118	1.00	1	04/13/2022 20:35	WG1848149
1,1,1,2-Tetrachloroethane	U		0.147	1.00	1	04/13/2022 20:35	WG1848149
1,1,2,2-Tetrachloroethane	U		0.133	1.00	1	04/13/2022 20:35	WG1848149
1,1,2-Trichlorotrifluoroethane	U		0.180	1.00	1	04/13/2022 20:35	WG1848149
Tetrachloroethene	U		0.300	1.00	1	04/13/2022 20:35	WG1848149
Toluene	U		0.278	1.00	1	04/13/2022 20:35	WG1848149
1,2,3-Trichlorobenzene	U		0.230	1.00	1	04/13/2022 20:35	WG1848149
1,2,4-Trichlorobenzene	U		0.481	1.00	1	04/13/2022 20:35	WG1848149
1,1,1-Trichloroethane	U		0.149	1.00	1	04/13/2022 20:35	WG1848149
1,1,2-Trichloroethane	U		0.158	1.00	1	04/13/2022 20:35	WG1848149
Trichloroethene	U		0.190	1.00	1	04/13/2022 20:35	WG1848149
Trichlorofluoromethane	U		0.160	5.00	1	04/13/2022 20:35	WG1848149
1,2,3-Trichloropropane	U		0.237	2.50	1	04/13/2022 20:35	WG1848149
1,2,4-Trimethylbenzene	U		0.322	1.00	1	04/13/2022 20:35	WG1848149
1,2,3-Trimethylbenzene	U		0.104	1.00	1	04/13/2022 20:35	WG1848149
1,3,5-Trimethylbenzene	U		0.104	1.00	1	04/13/2022 20:35	WG1848149
Vinyl chloride	U		0.234	1.00	1	04/13/2022 20:35	WG1848149
Xylenes, Total	U		0.174	3.00	1	04/13/2022 20:35	WG1848149
(S) Toluene-d8	*100*			*80.0-120*		*04/13/2022 20:35*	WG1848149
(S) 4-Bromofluorobenzene	*95.1*			*75.0-120*		*04/13/2022 20:35*	WG1848149
(S) 1,2-Dichloroethane-d4	*103*			*80.0-125*		*04/13/2022 20:35*	WG1848149

Semi-Volatile Organic Compounds (GC) by Method 3511/8015

Analyte	Result	Qualifier	MDL	RDL	Dilution	Analysis	Batch
	ug/l		ug/l	ug/l		date / time	
C12-C22 Hydrocarbons	872		33.0	100	1	04/22/2022 20:41	WG1851586
C22-C32 Hydrocarbons	721		33.0	100	1	04/22/2022 20:41	WG1851586
C32-C40 Hydrocarbons	242		33.0	100	1	04/22/2022 20:41	WG1851586
(S) o-Terphenyl	*114*			*52.0-156*		*04/22/2022 20:41*	WG1851586

Volatile Organic Compounds (GC/MS) by Method 8260B

Analyte	Result	Qualifier	MDL	RDL	Dilution	Analysis	Batch
	ug/l		ug/l	ug/l		date / time	
Acetone	U		11.3	50.0	1	04/13/2022 17:30	WG1848149
Acrolein	U		2.54	50.0	1	04/13/2022 17:30	WG1848149
Acrylonitrile	U		0.671	10.0	1	04/13/2022 17:30	WG1848149
Benzene	U		0.0941	1.00	1	04/13/2022 17:30	WG1848149
Bromobenzene	U		0.118	1.00	1	04/13/2022 17:30	WG1848149
Bromodichloromethane	U		0.136	1.00	1	04/13/2022 17:30	WG1848149
Bromoform	U		0.129	1.00	1	04/13/2022 17:30	WG1848149
Bromomethane	U		0.605	5.00	1	04/13/2022 17:30	WG1848149
n-Butylbenzene	U		0.157	1.00	1	04/13/2022 17:30	WG1848149
sec-Butylbenzene	U		0.125	1.00	1	04/13/2022 17:30	WG1848149
tert-Butylbenzene	U		0.127	1.00	1	04/13/2022 17:30	WG1848149
Carbon tetrachloride	U		0.128	1.00	1	04/13/2022 17:30	WG1848149
Chlorobenzene	U		0.116	1.00	1	04/13/2022 17:30	WG1848149
Chlorodibromomethane	U		0.140	1.00	1	04/13/2022 17:30	WG1848149
Chloroethane	U		0.192	5.00	1	04/13/2022 17:30	WG1848149
Chloroform	U		0.111	5.00	1	04/13/2022 17:30	WG1848149
Chloromethane	U		0.960	2.50	1	04/13/2022 17:30	WG1848149
2-Chlorotoluene	U		0.106	1.00	1	04/13/2022 17:30	WG1848149
4-Chlorotoluene	U		0.114	1.00	1	04/13/2022 17:30	WG1848149
1,2-Dibromo-3-Chloropropane	U		0.276	5.00	1	04/13/2022 17:30	WG1848149
1,2-Dibromoethane	U		0.126	1.00	1	04/13/2022 17:30	WG1848149
Dibromomethane	U		0.122	1.00	1	04/13/2022 17:30	WG1848149
1,2-Dichlorobenzene	U		0.107	1.00	1	04/13/2022 17:30	WG1848149
1,3-Dichlorobenzene	U		0.110	1.00	1	04/13/2022 17:30	WG1848149
1,4-Dichlorobenzene	U		0.120	1.00	1	04/13/2022 17:30	WG1848149
Dichlorodifluoromethane	U		0.374	5.00	1	04/13/2022 17:30	WG1848149
1,1-Dichloroethane	U		0.100	1.00	1	04/13/2022 17:30	WG1848149
1,2-Dichloroethane	U		0.0819	1.00	1	04/13/2022 17:30	WG1848149
1,1-Dichloroethene	U		0.188	1.00	1	04/13/2022 17:30	WG1848149
cis-1,2-Dichloroethene	U		0.126	1.00	1	04/13/2022 17:30	WG1848149
trans-1,2-Dichloroethene	U		0.149	1.00	1	04/13/2022 17:30	WG1848149
1,2-Dichloropropane	U		0.149	1.00	1	04/13/2022 17:30	WG1848149
1,1-Dichloropropene	U		0.142	1.00	1	04/13/2022 17:30	WG1848149
1,3-Dichloropropane	U		0.110	1.00	1	04/13/2022 17:30	WG1848149
cis-1,3-Dichloropropene	U		0.111	1.00	1	04/13/2022 17:30	WG1848149
trans-1,3-Dichloropropene	U		0.118	1.00	1	04/13/2022 17:30	WG1848149
2,2-Dichloropropane	U		0.161	1.00	1	04/13/2022 17:30	WG1848149
Di-isopropyl ether	U		0.105	1.00	1	04/13/2022 17:30	WG1848149
Ethylbenzene	U		0.137	1.00	1	04/13/2022 17:30	WG1848149
Hexachloro-1,3-butadiene	U	J3	0.337	1.00	1	04/13/2022 17:30	WG1848149
Isopropylbenzene	U		0.105	1.00	1	04/13/2022 17:30	WG1848149
p-Isopropyltoluene	U		0.120	1.00	1	04/13/2022 17:30	WG1848149
2-Butanone (MEK)	U		1.19	10.0	1	04/13/2022 17:30	WG1848149
Methylene Chloride	U	J4	0.430	5.00	1	04/13/2022 17:30	WG1848149
4-Methyl-2-pentanone (MIBK)	U		0.478	10.0	1	04/13/2022 17:30	WG1848149
Methyl tert-butyl ether	U		0.101	1.00	1	04/13/2022 17:30	WG1848149
Naphthalene	U		1.00	5.00	1	04/13/2022 17:30	WG1848149
n-Propylbenzene	U		0.0993	1.00	1	04/13/2022 17:30	WG1848149
Styrene	U		0.118	1.00	1	04/13/2022 17:30	WG1848149
1,1,1,2-Tetrachloroethane	U		0.147	1.00	1	04/13/2022 17:30	WG1848149
1,1,2,2-Tetrachloroethane	U		0.133	1.00	1	04/13/2022 17:30	WG1848149
1,1,2-Trichlorotrifluoroethane	U		0.180	1.00	1	04/13/2022 17:30	WG1848149
Tetrachloroethene	U		0.300	1.00	1	04/13/2022 17:30	WG1848149
Toluene	U		0.278	1.00	1	04/13/2022 17:30	WG1848149
1,2,3-Trichlorobenzene	U		0.230	1.00	1	04/13/2022 17:30	WG1848149
1,2,4-Trichlorobenzene	U		0.481	1.00	1	04/13/2022 17:30	WG1848149

Volatile Organic Compounds (GC/MS) by Method 8260B

Analyte	Result	Qualifier	MDL	RDL	Dilution	Analysis	Batch
	ug/l		ug/l	ug/l		date / time	
1,1,1-Trichloroethane	U		0.149	1.00	1	04/13/2022 17:30	WG1848149
1,1,2-Trichloroethane	U		0.158	1.00	1	04/13/2022 17:30	WG1848149
Trichloroethene	U		0.190	1.00	1	04/13/2022 17:30	WG1848149
Trichlorofluoromethane	U		0.160	5.00	1	04/13/2022 17:30	WG1848149
1,2,3-Trichloropropane	U		0.237	2.50	1	04/13/2022 17:30	WG1848149
1,2,4-Trimethylbenzene	U		0.322	1.00	1	04/13/2022 17:30	WG1848149
1,2,3-Trimethylbenzene	U		0.104	1.00	1	04/13/2022 17:30	WG1848149
1,3,5-Trimethylbenzene	U		0.104	1.00	1	04/13/2022 17:30	WG1848149
Vinyl chloride	U		0.234	1.00	1	04/13/2022 17:30	WG1848149
Xylenes, Total	U		0.174	3.00	1	04/13/2022 17:30	WG1848149
(S) Toluene-d8	*99.3*			*80.0-120*		*04/13/2022 17:30*	WG1848149
(S) 4-Bromofluorobenzene	*91.9*			*75.0-120*		*04/13/2022 17:30*	WG1848149
(S) 1,2-Dichloroethane-d4	*102*			*80.0-125*		*04/13/2022 17:30*	WG1848149

Mercury by Method 7470A

Analyte	Result ug/l	Qualifier	MDL ug/l	RDL ug/l	Dilution	Analysis date / time	Batch
Mercury,Dissolved	U		0.100	0.200	1	04/21/2022 14:00	WG1848995

Metals (ICPMS) by Method 6020

Analyte	Result ug/l	Qualifier	MDL ug/l	RDL ug/l	Dilution	Analysis date / time	Batch
Antimony,Dissolved	U		1.03	4.00	1	04/19/2022 19:07	WG1850277
Arsenic,Dissolved	10.1		0.180	2.00	1	04/19/2022 19:07	WG1850277
Barium,Dissolved	3610		0.381	2.00	1	04/19/2022 19:07	WG1850277
Beryllium,Dissolved	U		0.190	2.00	1	04/19/2022 19:07	WG1850277
Cadmium,Dissolved	U		0.150	1.00	1	04/19/2022 19:07	WG1850277
Chromium,Dissolved	5.10		1.24	2.00	1	04/19/2022 19:07	WG1850277
Copper,Dissolved	U		1.51	5.00	1	04/19/2022 19:07	WG1850277
Cobalt,Dissolved	19.9		0.0596	2.00	1	04/19/2022 19:07	WG1850277
Lead,Dissolved	U		0.849	2.00	1	04/19/2022 19:07	WG1850277
Molybdenum,Dissolved	1.29	J	0.348	5.00	1	04/19/2022 19:07	WG1850277
Nickel,Dissolved	88.0		0.816	2.00	1	04/19/2022 19:07	WG1850277
Selenium,Dissolved	0.336	J	0.300	2.00	1	04/19/2022 19:07	WG1850277
Silver,Dissolved	U		0.0700	2.00	1	04/19/2022 19:07	WG1850277
Thallium,Dissolved	U		0.121	2.00	1	04/19/2022 19:07	WG1850277
Vanadium,Dissolved	2.62	J	0.664	5.00	1	04/19/2022 19:07	WG1850277
Zinc,Dissolved	U		3.02	25.0	1	04/19/2022 19:07	WG1850277

Volatile Organic Compounds (GC) by Method 8015

Analyte	Result ug/l	Qualifier	MDL ug/l	RDL ug/l	Dilution	Analysis date / time	Batch
TPHG C5 - C12	140	B	30.4	100	1	04/16/2022 22:21	WG1849503
(S) a,a,a-Trifluorotoluene(FID)	*98.3*			*78.0-120*		*04/16/2022 22:21*	WG1849503

Volatile Organic Compounds (GC/MS) by Method 8260B

Analyte	Result ug/l	Qualifier	MDL ug/l	RDL ug/l	Dilution	Analysis date / time	Batch
Acetone	U		11.3	50.0	1	04/13/2022 20:56	WG1848149
Acrolein	U		2.54	50.0	1	04/13/2022 20:56	WG1848149
Acrylonitrile	U		0.671	10.0	1	04/13/2022 20:56	WG1848149
Benzene	0.733	J	0.0941	1.00	1	04/13/2022 20:56	WG1848149
Bromobenzene	U		0.118	1.00	1	04/13/2022 20:56	WG1848149
Bromodichloromethane	U		0.136	1.00	1	04/13/2022 20:56	WG1848149
Bromoform	U		0.129	1.00	1	04/13/2022 20:56	WG1848149
Bromomethane	U		0.605	5.00	1	04/13/2022 20:56	WG1848149
n-Butylbenzene	U		0.157	1.00	1	04/13/2022 20:56	WG1848149
sec-Butylbenzene	0.226	J	0.125	1.00	1	04/13/2022 20:56	WG1848149
tert-Butylbenzene	U		0.127	1.00	1	04/13/2022 20:56	WG1848149
Carbon tetrachloride	U		0.128	1.00	1	04/13/2022 20:56	WG1848149
Chlorobenzene	4.65		0.116	1.00	1	04/13/2022 20:56	WG1848149
Chlorodibromomethane	U		0.140	1.00	1	04/13/2022 20:56	WG1848149
Chloroethane	U		0.192	5.00	1	04/13/2022 20:56	WG1848149
Chloroform	U		0.111	5.00	1	04/13/2022 20:56	WG1848149
Chloromethane	U		0.960	2.50	1	04/13/2022 20:56	WG1848149
2-Chlorotoluene	U		0.106	1.00	1	04/13/2022 20:56	WG1848149
4-Chlorotoluene	U		0.114	1.00	1	04/13/2022 20:56	WG1848149
1,2-Dibromo-3-Chloropropane	U		0.276	5.00	1	04/13/2022 20:56	WG1848149
1,2-Dibromoethane	U		0.126	1.00	1	04/13/2022 20:56	WG1848149
Dibromomethane	U		0.122	1.00	1	04/13/2022 20:56	WG1848149
1,2-Dichlorobenzene	U		0.107	1.00	1	04/13/2022 20:56	WG1848149

Volatile Organic Compounds (GC/MS) by Method 8260B

Analyte	Result ug/l	Qualifier	MDL ug/l	RDL ug/l	Dilution	Analysis date / time	Batch
1,3-Dichlorobenzene	U		0.110	1.00	1	04/13/2022 20:56	WG1848149
1,4-Dichlorobenzene	0.409	J	0.120	1.00	1	04/13/2022 20:56	WG1848149
Dichlorodifluoromethane	U		0.374	5.00	1	04/13/2022 20:56	WG1848149
1,1-Dichloroethane	U		0.100	1.00	1	04/13/2022 20:56	WG1848149
1,2-Dichloroethane	U		0.0819	1.00	1	04/13/2022 20:56	WG1848149
1,1-Dichloroethene	U		0.188	1.00	1	04/13/2022 20:56	WG1848149
cis-1,2-Dichloroethene	U		0.126	1.00	1	04/13/2022 20:56	WG1848149
trans-1,2-Dichloroethene	U		0.149	1.00	1	04/13/2022 20:56	WG1848149
1,2-Dichloropropane	U		0.149	1.00	1	04/13/2022 20:56	WG1848149
1,1-Dichloropropene	U		0.142	1.00	1	04/13/2022 20:56	WG1848149
1,3-Dichloropropane	U		0.110	1.00	1	04/13/2022 20:56	WG1848149
cis-1,3-Dichloropropene	U		0.111	1.00	1	04/13/2022 20:56	WG1848149
trans-1,3-Dichloropropene	U		0.118	1.00	1	04/13/2022 20:56	WG1848149
2,2-Dichloropropane	U		0.161	1.00	1	04/13/2022 20:56	WG1848149
Di-isopropyl ether	0.421	J	0.105	1.00	1	04/13/2022 20:56	WG1848149
Ethylbenzene	0.382	J	0.137	1.00	1	04/13/2022 20:56	WG1848149
Hexachloro-1,3-butadiene	U	J3	0.337	1.00	1	04/13/2022 20:56	WG1848149
Isopropylbenzene	0.593	J	0.105	1.00	1	04/13/2022 20:56	WG1848149
p-Isopropyltoluene	U		0.120	1.00	1	04/13/2022 20:56	WG1848149
2-Butanone (MEK)	2.61	J	1.19	10.0	1	04/13/2022 20:56	WG1848149
Methylene Chloride	U	J4	0.430	5.00	1	04/13/2022 20:56	WG1848149
4-Methyl-2-pentanone (MIBK)	U		0.478	10.0	1	04/13/2022 20:56	WG1848149
Methyl tert-butyl ether	2.44		0.101	1.00	1	04/13/2022 20:56	WG1848149
Naphthalene	U		1.00	5.00	1	04/13/2022 20:56	WG1848149
n-Propylbenzene	U		0.0993	1.00	1	04/13/2022 20:56	WG1848149
Styrene	U		0.118	1.00	1	04/13/2022 20:56	WG1848149
1,1,1,2-Tetrachloroethane	U		0.147	1.00	1	04/13/2022 20:56	WG1848149
1,1,2,2-Tetrachloroethane	U		0.133	1.00	1	04/13/2022 20:56	WG1848149
1,1,2-Trichlorotrifluoroethane	U		0.180	1.00	1	04/13/2022 20:56	WG1848149
Tetrachloroethene	U		0.300	1.00	1	04/13/2022 20:56	WG1848149
Toluene	U		0.278	1.00	1	04/13/2022 20:56	WG1848149
1,2,3-Trichlorobenzene	U		0.230	1.00	1	04/13/2022 20:56	WG1848149
1,2,4-Trichlorobenzene	U		0.481	1.00	1	04/13/2022 20:56	WG1848149
1,1,1-Trichloroethane	U		0.149	1.00	1	04/13/2022 20:56	WG1848149
1,1,2-Trichloroethane	U		0.158	1.00	1	04/13/2022 20:56	WG1848149
Trichloroethene	U		0.190	1.00	1	04/13/2022 20:56	WG1848149
Trichlorofluoromethane	U		0.160	5.00	1	04/13/2022 20:56	WG1848149
1,2,3-Trichloropropane	U		0.237	2.50	1	04/13/2022 20:56	WG1848149
1,2,4-Trimethylbenzene	U		0.322	1.00	1	04/13/2022 20:56	WG1848149
1,2,3-Trimethylbenzene	U		0.104	1.00	1	04/13/2022 20:56	WG1848149
1,3,5-Trimethylbenzene	U		0.104	1.00	1	04/13/2022 20:56	WG1848149
Vinyl chloride	U		0.234	1.00	1	04/13/2022 20:56	WG1848149
Xylenes, Total	0.643	J	0.174	3.00	1	04/13/2022 20:56	WG1848149
(S) Toluene-d8	*99.6*			*80.0-120*		*04/13/2022 20:56*	WG1848149
(S) 4-Bromofluorobenzene	*95.3*			*75.0-120*		*04/13/2022 20:56*	WG1848149
(S) 1,2-Dichloroethane-d4	*101*			*80.0-125*		*04/13/2022 20:56*	WG1848149

Semi-Volatile Organic Compounds (GC) by Method 3511/8015

Analyte	Result ug/l	Qualifier	MDL ug/l	RDL ug/l	Dilution	Analysis date / time	Batch
C12-C22 Hydrocarbons	7750		165	500	5	04/22/2022 14:40	WG1851586
C22-C32 Hydrocarbons	3450		33.0	100	1	04/21/2022 23:31	WG1851586
C32-C40 Hydrocarbons	1280		33.0	100	1	04/21/2022 23:31	WG1851586
(S) o-Terphenyl	*77.4*			*52.0-156*		*04/22/2022 14:40*	WG1851586
(S) o-Terphenyl	*121*			*52.0-156*		*04/21/2022 23:31*	WG1851586

Method Blank (MB)

(MB) R3783691-1 04/21/22 13:25

Analyte	MB Result ug/l	MB Qualifier	MB MDL ug/l	MB RDL ug/l
Mercury,Dissolved	U		0.100	0.200

Laboratory Control Sample (LCS)

(LCS) R3783691-2 04/21/22 13:27

Analyte	Spike Amount ug/l	LCS Result ug/l	LCS Rec. %	Rec. Limits %	LCS Qualifier
Mercury,Dissolved	3.00	2.95	98.5	80.0-120	

L1481749-03 Original Sample (OS) • Matrix Spike (MS) • Matrix Spike Duplicate (MSD)

(OS) L1481749-03 04/21/22 13:29 • (MS) R3783691-3 04/21/22 13:30 • (MSD) R3783691-4 04/21/22 13:32

Analyte	Spike Amount ug/l	Original Result ug/l	MS Result ug/l	MSD Result ug/l	MS Rec. %	MSD Rec. %	Dilution	Rec. Limits %	MS Qualifier	MSD Qualifier	RPD %	RPD Limits %
Mercury,Dissolved	3.00	U	2.78	2.80	92.6	93.3	1	75.0-125			0.825	20

Method Blank (MB)

(MB) R3782594-1 04/19/22 08:27

Analyte	MB Result ug/l	MB Qualifier	MB MDL ug/l	MB RDL ug/l
Mercury,Dissolved	U		0.100	0.200

Laboratory Control Sample (LCS)

(LCS) R3782594-2 04/19/22 08:29

Analyte	Spike Amount ug/l	LCS Result ug/l	LCS Rec. %	Rec. Limits %	LCS Qualifier
Mercury,Dissolved	3.00	2.97	98.9	80.0-120	

L1482009-01 Original Sample (OS) • Matrix Spike (MS) • Matrix Spike Duplicate (MSD)

(OS) L1482009-01 04/19/22 08:31 • (MS) R3782594-3 04/19/22 08:33 • (MSD) R3782594-4 04/19/22 08:35

Analyte	Spike Amount ug/l	Original Result ug/l	MS Result ug/l	MSD Result ug/l	MS Rec. %	MSD Rec. %	Dilution	Rec. Limits %	MS Qualifier	MSD Qualifier	RPD %	RPD Limits %
Mercury,Dissolved	3.00	U	2.91	2.85	97.1	94.8	1	75.0-125			2.39	20

QUALITY CONTROL SUMMARY

L1482009-01,02,03,04,05,06,07,08,09,11

Method Blank (MB)

(MB) R3782849-1 04/19/22 17:19

Analyte	MB Result ug/l	MB Qualifier	MB MDL ug/l	MB RDL ug/l
Antimony,Dissolved	U		1.03	4.00
Arsenic,Dissolved	U		0.180	2.00
Barium,Dissolved	U		0.381	2.00
Beryllium,Dissolved	U		0.190	2.00
Cadmium,Dissolved	U		0.150	1.00
Chromium,Dissolved	U		1.24	2.00
Copper,Dissolved	U		1.51	5.00
Cobalt,Dissolved	U		0.0596	2.00
Lead,Dissolved	U		0.849	2.00
Molybdenum,Dissolved	U		0.348	5.00
Nickel,Dissolved	U		0.816	2.00
Selenium,Dissolved	U		0.300	2.00
Silver,Dissolved	U		0.0700	2.00
Thallium,Dissolved	U		0.121	2.00
Vanadium,Dissolved	U		0.664	5.00
Zinc,Dissolved	U		3.02	25.0

Laboratory Control Sample (LCS)

(LCS) R3782849-2 04/19/22 17:23

Analyte	Spike Amount ug/l	LCS Result ug/l	LCS Rec. %	Rec. Limits %	LCS Qualifier
Antimony,Dissolved	50.0	52.5	105	80.0-120	
Arsenic,Dissolved	50.0	50.6	101	80.0-120	
Barium,Dissolved	50.0	48.7	97.3	80.0-120	
Beryllium,Dissolved	50.0	47.9	95.9	80.0-120	
Cadmium,Dissolved	50.0	51.9	104	80.0-120	
Chromium,Dissolved	50.0	51.3	103	80.0-120	
Copper,Dissolved	50.0	46.0	91.9	80.0-120	
Cobalt,Dissolved	50.0	52.8	106	80.0-120	
Lead,Dissolved	50.0	51.1	102	80.0-120	
Molybdenum,Dissolved	50.0	48.3	96.7	80.0-120	
Nickel,Dissolved	50.0	54.2	108	80.0-120	
Selenium,Dissolved	50.0	48.8	97.7	80.0-120	
Silver,Dissolved	50.0	52.0	104	80.0-120	
Thallium,Dissolved	50.0	50.0	100	80.0-120	
Vanadium,Dissolved	50.0	51.7	103	80.0-120	
Zinc,Dissolved	500	507	101	80.0-120	

L1482013-04 Original Sample (OS) • Matrix Spike (MS) • Matrix Spike Duplicate (MSD)

(OS) L1482013-04 04/19/22 17:26 • (MS) R3782849-4 04/19/22 17:33 • (MSD) R3782849-5 04/19/22 17:36

Analyte	Spike Amount ug/l	Original Result ug/l	MS Result ug/l	MSD Result ug/l	MS Rec. %	MSD Rec. %	Dilution	Rec. Limits %	MS Qualifier	MSD Qualifier	RPD %	RPD Limits %
Antimony,Dissolved	50.0	U	54.3	53.5	109	107	1	75.0-125			1.48	20
Arsenic,Dissolved	50.0	0.687	50.6	50.9	99.7	100	1	75.0-125			0.582	20
Barium,Dissolved	50.0	139	187	186	95.0	94.5	1	75.0-125			0.145	20
Beryllium,Dissolved	50.0	U	49.8	48.0	99.6	96.0	1	75.0-125			3.66	20
Cadmium,Dissolved	50.0	U	51.7	51.7	103	103	1	75.0-125			0.113	20
Chromium,Dissolved	50.0	U	50.4	51.3	101	103	1	75.0-125			1.68	20
Copper,Dissolved	50.0	U	47.9	47.8	95.8	95.5	1	75.0-125			0.252	20
Cobalt,Dissolved	50.0	1.18	52.0	52.9	102	103	1	75.0-125			1.61	20
Lead,Dissolved	50.0	U	50.7	49.7	101	99.4	1	75.0-125			1.89	20
Molybdenum,Dissolved	50.0	U	50.2	50.0	100	99.9	1	75.0-125			0.514	20
Nickel,Dissolved	50.0	1.29	53.7	54.2	105	106	1	75.0-125			0.920	20
Selenium,Dissolved	50.0	U	51.0	50.1	102	100	1	75.0-125			1.83	20
Silver,Dissolved	50.0	U	53.0	52.4	106	105	1	75.0-125			1.23	20
Thallium,Dissolved	50.0	0.129	50.8	49.1	101	98.0	1	75.0-125			3.31	20
Vanadium,Dissolved	50.0	U	52.0	52.4	104	105	1	75.0-125			0.699	20
Zinc,Dissolved	500	9.96	505	512	99.0	100	1	75.0-125			1.40	20

Method Blank (MB)

(MB) R3782235-2 04/16/22 15:59

Analyte	MB Result ug/l	MB Qualifier	MB MDL ug/l	MB RDL ug/l
TPHG C5 - C12	83.6	J	30.4	100
(S) a,a,a-Trifluorotoluene(FID)	*96.6*			*78.0-120*

Laboratory Control Sample (LCS)

(LCS) R3782235-1 04/16/22 15:00

Analyte	Spike Amount ug/l	LCS Result ug/l	LCS Rec. %	Rec. Limits %	LCS Qualifier
TPHG C5 - C12	5500	5270	95.8	71.0-127	
(S) a,a,a-Trifluorotoluene(FID)			*101*	*78.0-120*	

Method Blank (MB)

(MB) R3781245-4 04/13/22 17:10

Analyte	MB Result ug/l	MB Qualifier	MB MDL ug/l	MB RDL ug/l
Acetone	U		11.3	50.0
Acrolein	U		2.54	50.0
Acrylonitrile	U		0.671	10.0
Benzene	U		0.0941	1.00
Bromobenzene	U		0.118	1.00
Bromodichloromethane	U		0.136	1.00
Bromoform	U		0.129	1.00
Bromomethane	U		0.605	5.00
n-Butylbenzene	U		0.157	1.00
sec-Butylbenzene	U		0.125	1.00
tert-Butylbenzene	U		0.127	1.00
Carbon Tetrachloride	U		0.128	1.00
Chlorobenzene	U		0.116	1.00
Chlorodibromomethane	U		0.140	1.00
Chloroethane	U		0.192	5.00
Chloroform	U		0.111	5.00
Chloromethane	U		0.960	2.50
2-Chlorotoluene	U		0.106	1.00
4-Chlorotoluene	U		0.114	1.00
1,2-Dibromo-3-Chloropropane	U		0.276	5.00
1,2-Dibromoethane	U		0.126	1.00
Dibromomethane	U		0.122	1.00
1,2-Dichlorobenzene	U		0.107	1.00
1,3-Dichlorobenzene	U		0.110	1.00
1,4-Dichlorobenzene	U		0.120	1.00
Dichlorodifluoromethane	U		0.374	5.00
1,1-Dichloroethane	U		0.100	1.00
1,2-Dichloroethane	U		0.0819	1.00
1,1-Dichloroethene	U		0.188	1.00
Cis-1,2-Dichloroethene	U		0.126	1.00
trans-1,2-Dichloroethene	U		0.149	1.00
1,2-Dichloropropane	U		0.149	1.00
1,1-Dichloropropene	U		0.142	1.00
1,3-Dichloropropane	U		0.110	1.00
Cis-1,3-Dichloropropene	U		0.111	1.00
trans-1,3-Dichloropropene	U		0.118	1.00
2,2-Dichloropropane	U		0.161	1.00
Di-isopropyl ether	U		0.105	1.00
Ethylbenzene	U		0.137	1.00
Hexachloro-1,3-butadiene	U		0.337	1.00

Method Blank (MB)

(MB) R3781245-4 04/13/22 17:10

Analyte	MB Result ug/l	MB Qualifier	MB MDL ug/l	MB RDL ug/l
Isopropylbenzene	U		0.105	1.00
p-Isopropyltoluene	U		0.120	1.00
2-Butanone (MEK)	2.03		1.19	10.0
Methylene Chloride	U		0.430	5.00
4-Methyl-2-pentanone (MIBK)	U		0.478	10.0
Methyl tert-butyl ether	U		0.101	1.00
Naphthalene	U		1.00	5.00
n-Propylbenzene	U		0.0993	1.00
Styrene	U		0.118	1.00
1,1,1,2-Tetrachloroethane	U		0.147	1.00
1,1,2,2-Tetrachloroethane	U		0.133	1.00
1,1,2-Trichlorotrifluoroethane	U		0.180	1.00
Tetrachloroethene	U		0.300	1.00
Toluene	U		0.278	1.00
1,2,3-Trichlorobenzene	U		0.230	1.00
1,2,4-Trichlorobenzene	U		0.481	1.00
1,1,1-Trichloroethane	U		0.149	1.00
1,1,2-Trichloroethane	U		0.158	1.00
Trichloroethene	U		0.190	1.00
Trichlorofluoromethane	U		0.160	5.00
1,2,3-Trichloropropane	U		0.237	2.50
1,2,4-Trimethylbenzene	U		0.322	1.00
1,2,3-Trimethylbenzene	U		0.104	1.00
1,3,5-Trimethylbenzene	U		0.104	1.00
Vinyl Chloride	U		0.234	1.00
Xylenes, Total	U		0.174	3.00
(S) Toluene-d8	*99.0*			*80.0-120*
(S) 4-Bromofluorobenzene	*92.9*			*75.0-120*
(S) 1,2-Dichloroethane-d4	*102*			*80.0-125*

Laboratory Control Sample (LCS) • Laboratory Control Sample Duplicate (LCSD)

(LCS) R3781245-1 04/13/22 16:08 • (LCSD) R3781245-2 04/13/22 16:29

Analyte	Spike Amount ug/l	LCS Result ug/l	LCSD Result ug/l	LCS Rec. %	LCSD Rec. %	Rec. Limits %	LCS Qualifier	LCSD Qualifier	RPD %	RPD Limits %
Acetone	400	495	550	124	138	56.0-140			10.5	20
Acrolein	200	158	154	79.0	77.0	42.0-160			2.56	20
Acrylonitrile	200	198	196	99.0	98.0	65.0-137			1.02	20
Benzene	40.0	40.4	39.0	101	97.5	79.0-120			3.53	20

Laboratory Control Sample (LCS) • Laboratory Control Sample Duplicate (LCSD)

(LCS) R3781245-1 04/13/22 16:08 • (LCSD) R3781245-2 04/13/22 16:29

Analyte	Spike Amount ug/l	LCS Result ug/l	LCSD Result ug/l	LCS Rec. %	LCSD Rec. %	Rec. Limits %	LCS Qualifier	LCSD Qualifier	RPD %	RPD Limits %
Bromobenzene	40.0	41.4	40.4	104	101	80.0-120			2.44	20
Bromodichloromethane	40.0	40.4	38.5	101	96.3	80.0-125			4.82	20
Bromoform	40.0	40.0	38.4	100	96.0	74.0-129			4.08	20
Bromomethane	40.0	54.0	52.7	135	132	25.0-160			2.44	20
n-Butylbenzene	40.0	33.8	38.0	84.5	95.0	78.0-126			11.7	20
sec-Butylbenzene	40.0	36.4	40.0	91.0	100	80.0-126			9.42	20
tert-Butylbenzene	40.0	37.3	40.0	93.3	100	79.0-129			6.99	20
Carbon Tetrachloride	40.0	41.3	39.5	103	98.8	78.0-131			4.46	20
Chlorobenzene	40.0	40.3	39.9	101	99.8	80.0-120			0.998	20
Chlorodibromomethane	40.0	39.5	38.1	98.8	95.3	80.0-123			3.61	20
Chloroethane	40.0	38.8	37.0	97.0	92.5	55.0-143			4.75	20
Chloroform	40.0	38.7	37.2	96.8	93.0	80.0-122			3.95	20
Chloromethane	40.0	41.7	41.6	104	104	57.0-130			0.240	20
2-Chlorotoluene	40.0	39.9	39.8	99.8	99.5	80.0-121			0.251	20
4-Chlorotoluene	40.0	39.3	39.4	98.2	98.5	80.0-121			0.254	20
1,2-Dibromo-3-Chloropropane	40.0	35.8	36.0	89.5	90.0	67.0-135			0.557	20
1,2-Dibromoethane	40.0	44.9	43.4	112	109	78.0-121			3.40	20
Dibromomethane	40.0	39.2	37.7	98.0	94.3	77.0-122			3.90	20
1,2-Dichlorobenzene	40.0	38.9	38.9	97.3	97.3	80.0-120			0.000	20
1,3-Dichlorobenzene	40.0	38.7	39.0	96.8	97.5	80.0-120			0.772	20
1,4-Dichlorobenzene	40.0	36.9	36.7	92.3	91.8	80.0-120			0.543	20
Dichlorodifluoromethane	40.0	41.9	39.1	105	97.8	49.0-146			6.91	20
1,1-Dichloroethane	40.0	37.6	36.6	94.0	91.5	78.0-124			2.70	20
1,2-Dichloroethane	40.0	37.9	36.9	94.8	92.3	72.0-126			2.67	20
1,1-Dichloroethene	40.0	38.6	37.6	96.5	94.0	78.0-121			2.62	20
Cis-1,2-Dichloroethene	40.0	39.1	37.4	97.8	93.5	80.0-120			4.44	20
trans-1,2-Dichloroethene	40.0	40.4	38.1	101	95.3	80.0-121			5.86	20
1,2-Dichloropropane	40.0	39.4	38.8	98.5	97.0	79.0-123			1.53	20
1,1-Dichloropropene	40.0	40.2	39.0	101	97.5	80.0-125			3.03	20
1,3-Dichloropropane	40.0	42.2	41.3	105	103	78.0-122			2.16	20
Cis-1,3-Dichloropropene	40.0	37.0	35.9	92.5	89.8	80.0-123			3.02	20
trans-1,3-Dichloropropene	40.0	35.9	35.0	89.8	87.5	78.0-125			2.54	20
2,2-Dichloropropane	40.0	41.0	39.4	103	98.5	72.0-130			3.98	20
Di-isopropyl ether	40.0	40.8	40.3	102	101	79.0-126			1.23	20
Ethylbenzene	40.0	40.6	40.5	102	101	80.0-120			0.247	20
Hexachloro-1,3-butadiene	40.0	30.5	37.5	76.3	93.8	61.0-137		J3	20.6	20
Isopropylbenzene	40.0	39.8	40.6	99.5	102	80.0-123			1.99	20
p-Isopropyltoluene	40.0	35.9	39.9	89.8	99.8	79.0-127			10.6	20
2-Butanone (MEK)	400	417	440	104	110	64.0-142			5.37	20
Methylene Chloride	40.0	49.1	46.2	123	116	78.0-120	J4		6.09	20

Laboratory Control Sample (LCS) • Laboratory Control Sample Duplicate (LCSD)

(LCS) R3781245-1 04/13/22 16:08 • (LCSD) R3781245-2 04/13/22 16:29

Analyte	Spike Amount ug/l	LCS Result ug/l	LCSD Result ug/l	LCS Rec. %	LCSD Rec. %	Rec. Limits %	LCS Qualifier	LCSD Qualifier	RPD %	RPD Limits %
4-Methyl-2-pentanone (MIBK)	400	399	415	99.7	104	68.0-137			3.93	20
Methyl tert-butyl ether	40.0	43.5	42.6	109	106	77.0-121			2.09	20
Naphthalene	40.0	38.9	39.0	97.3	97.5	62.0-130			0.257	20
n-Propylbenzene	40.0	39.0	40.3	97.5	101	80.0-121			3.28	20
Styrene	40.0	42.6	42.0	106	105	80.0-123			1.42	20
1,1,1,2-Tetrachloroethane	40.0	40.0	39.3	100	98.2	80.0-120			1.77	20
1,1,2,2-Tetrachloroethane	40.0	43.8	44.2	110	111	79.0-121			0.909	20
1,1,2-Trichlorotrifluoroethane	40.0	39.7	37.2	99.3	93.0	77.0-122			6.50	20
Tetrachloroethene	40.0	39.0	39.0	97.5	97.5	78.0-122			0.000	20
Toluene	40.0	39.8	38.4	99.5	96.0	80.0-121			3.58	20
1,2,3-Trichlorobenzene	40.0	39.4	40.4	98.5	101	61.0-129			2.51	20
1,2,4-Trichlorobenzene	40.0	37.6	39.3	94.0	98.2	70.0-122			4.42	20
1,1,1-Trichloroethane	40.0	41.3	39.5	103	98.8	80.0-125			4.46	20
1,1,2-Trichloroethane	40.0	42.7	41.5	107	104	78.0-121			2.85	20
Trichloroethene	40.0	41.9	40.1	105	100	78.0-121			4.39	20
Trichlorofluoromethane	40.0	37.0	35.3	92.5	88.3	65.0-135			4.70	20
1,2,3-Trichloropropane	40.0	44.8	45.1	112	113	77.0-120			0.667	20
1,2,4-Trimethylbenzene	40.0	39.0	40.7	97.5	102	77.0-128			4.27	20
1,2,3-Trimethylbenzene	40.0	37.4	38.3	93.5	95.8	70.0-130			2.38	20
1,3,5-Trimethylbenzene	40.0	37.9	40.0	94.8	100	80.0-124			5.39	20
Vinyl Chloride	40.0	39.2	36.8	98.0	92.0	72.0-124			6.32	20
Xylenes, Total	120	125	123	104	103	80.0-121			1.61	20
(S) Toluene-d8				*99.0*	*99.7*	*80.0-120*				
(S) 4-Bromofluorobenzene				*105*	*102*	*75.0-120*				
(S) 1,2-Dichloroethane-d4				*91.2*	*89.3*	*80.0-125*				

Method Blank (MB)

(MB) R3781971-4 04/14/22 19:39

Analyte	MB Result	MB Qualifier	MB MDL	MB RDL
	ug/l		ug/l	ug/l
Cis-1,2-Dichloroethene	U		0.126	1.00
Vinyl Chloride	U		0.234	1.00
(S) Toluene-d8	*100*			*80.0-120*
(S) 4-Bromofluorobenzene	*93.6*			*75.0-120*
(S) 1,2-Dichloroethane-d4	*103*			*80.0-125*

Laboratory Control Sample (LCS) • Laboratory Control Sample Duplicate (LCSD)

(LCS) R3781971-1 04/14/22 18:38 • (LCSD) R3781971-2 04/14/22 18:58

Analyte	Spike Amount	LCS Result	LCSD Result	LCS Rec.	LCSD Rec.	Rec. Limits	LCS Qualifier	LCSD Qualifier	RPD	RPD Limits
	ug/l	ug/l	ug/l	%	%	%			%	%
Cis-1,2-Dichloroethene	40.0	38.1	38.3	95.3	95.8	80.0-120			0.524	20
Vinyl Chloride	40.0	37.5	37.8	93.8	94.5	72.0-124			0.797	20
(S) Toluene-d8				*99.8*	*99.6*	*80.0-120*				
(S) 4-Bromofluorobenzene				*103*	*104*	*75.0-120*				
(S) 1,2-Dichloroethane-d4				*89.7*	*90.7*	*80.0-125*				

Method Blank (MB)

(MB) R3783303-1 04/20/22 12:10

Analyte	MB Result	MB Qualifier	MB MDL	MB RDL
	ug/l		ug/l	ug/l
C12-C22 Hydrocarbons	U		33.0	100
C22-C32 Hydrocarbons	U		33.0	100
C32-C40 Hydrocarbons	U		33.0	100
(S) o-Terphenyl	*67.5*			*52.0-156*

Laboratory Control Sample (LCS) • Laboratory Control Sample Duplicate (LCSD)

(LCS) R3783303-2 04/20/22 12:30 • (LCSD) R3783303-3 04/20/22 12:50

Analyte	Spike Amount	LCS Result	LCSD Result	LCS Rec.	LCSD Rec.	Rec. Limits	LCS Qualifier	LCSD Qualifier	RPD	RPD Limits
	ug/l	ug/l	ug/l	%	%	%			%	%
C12-C22 Hydrocarbons	750	713	805	95.1	107	50.0-150			12.1	20
C22-C32 Hydrocarbons	750	718	905	95.7	121	50.0-150		J3	23.0	20
(S) o-Terphenyl				*88.0*	*99.5*	*52.0-156*				

Method Blank (MB)

(MB) R3783596-1 04/21/22 12:27

Analyte	MB Result ug/l	MB Qualifier	MB MDL ug/l	MB RDL ug/l
C12-C22 Hydrocarbons	U		33.0	100
C22-C32 Hydrocarbons	66.9	J	33.0	100
C32-C40 Hydrocarbons	U		33.0	100
(S) o-Terphenyl	*106*			*52.0-156*

Laboratory Control Sample (LCS) • Laboratory Control Sample Duplicate (LCSD)

(LCS) R3783596-2 04/21/22 12:47 • (LCSD) R3783596-3 04/21/22 13:07

Analyte	Spike Amount ug/l	LCS Result ug/l	LCSD Result ug/l	LCS Rec. %	LCSD Rec. %	Rec. Limits %	LCS Qualifier	LCSD Qualifier	RPD %	RPD Limits %
C12-C22 Hydrocarbons	750	864	895	115	119	50.0-150			3.52	20
C22-C32 Hydrocarbons	750	867	897	116	120	50.0-150			3.40	20
(S) o-Terphenyl				*108*	*111*	*52.0-156*				

1 Cp
2 Tc
3 Ss
4 Cn
5 Ds
6 Sr
7 Qc
8 Gl
9 Al
10 Sc

GLOSSARY OF TERMS

Guide to Reading and Understanding Your Laboratory Report

The information below is designed to better explain the various terms used in your report of analytical results from the Laboratory. This is not intended as a comprehensive explanation, and if you have additional questions please contact your project representative.

Results Disclaimer - Information that may be provided by the customer, and contained within this report, include Permit Limits, Project Name, Sample ID, Sample Matrix, Sample Preservation, Field Blanks, Field Spikes, Field Duplicates, On-Site Data, Sampling Collection Dates/Times, and Sampling Location. Results relate to the accuracy of this information provided, and as the samples are received.

Abbreviations and Definitions

MDL	Method Detection Limit.
RDL	Reported Detection Limit.
Rec.	Recovery.
RPD	Relative Percent Difference.
SDG	Sample Delivery Group.
(S)	Surrogate (Surrogate Standard) - Analytes added to every blank, sample, Laboratory Control Sample/Duplicate and Matrix Spike/Duplicate; used to evaluate analytical efficiency by measuring recovery. Surrogates are not expected to be detected in all environmental media.
U	Not detected at the Reporting Limit (or MDL where applicable).
Analyte	The name of the particular compound or analysis performed. Some Analyses and Methods will have multiple analytes reported.
Dilution	If the sample matrix contains an interfering material, the sample preparation volume or weight values differ from the standard, or if concentrations of analytes in the sample are higher than the highest limit of concentration that the laboratory can accurately report, the sample may be diluted for analysis. If a value different than 1 is used in this field, the result reported has already been corrected for this factor.
Limits	These are the target % recovery ranges or % difference value that the laboratory has historically determined as normal for the method and analyte being reported. Successful QC Sample analysis will target all analytes recovered or duplicated within these ranges.
Original Sample	The non-spiked sample in the prep batch used to determine the Relative Percent Difference (RPD) from a quality control sample. The Original Sample may not be included within the reported SDG.
Qualifier	This column provides a letter and/or number designation that corresponds to additional information concerning the result reported. If a Qualifier is present, a definition per Qualifier is provided within the Glossary and Definitions page and potentially a discussion of possible implications of the Qualifier in the Case Narrative if applicable.
Result	The actual analytical final result (corrected for any sample specific characteristics) reported for your sample. If there was no measurable result returned for a specific analyte, the result in this column may state “ND” (Not Detected) or “BDL” (Below Detectable Levels). The information in the results column should always be accompanied by either an MDL (Method Detection Limit) or RDL (Reporting Detection Limit) that defines the lowest value that the laboratory could detect or report for this analyte.
Uncertainty (Radiochemistry)	Confidence level of 2 sigma.
Case Narrative (Cn)	A brief discussion about the included sample results, including a discussion of any non-conformances to protocol observed either at sample receipt by the laboratory from the field or during the analytical process. If present, there will be a section in the Case Narrative to discuss the meaning of any data qualifiers used in the report.
Quality Control Summary (Qc)	This section of the report includes the results of the laboratory quality control analyses required by procedure or analytical methods to assist in evaluating the validity of the results reported for your samples. These analyses are not being performed on your samples typically, but on laboratory generated material.
Sample Chain of Custody (Sc)	This is the document created in the field when your samples were initially collected. This is used to verify the time and date of collection, the person collecting the samples, and the analyses that the laboratory is requested to perform. This chain of custody also documents all persons (excluding commercial shippers) that have had control or possession of the samples from the time of collection until delivery to the laboratory for analysis.
Sample Results (Sr)	This section of your report will provide the results of all testing performed on your samples. These results are provided by sample ID and are separated by the analyses performed on each sample. The header line of each analysis section for each sample will provide the name and method number for the analysis reported.
Sample Summary (Ss)	This section of the Analytical Report defines the specific analyses performed for each sample ID, including the dates and times of preparation and/or analysis.

Qualifier	Description
B	The same analyte is found in the associated blank.
J	The identification of the analyte is acceptable; the reported value is an estimate.
J1	Surrogate recovery limits have been exceeded; values are outside upper control limits.
J2	Surrogate recovery limits have been exceeded; values are outside lower control limits.
J3	The associated batch QC was outside the established quality control range for precision.
J4	The associated batch QC was outside the established quality control range for accuracy.

ACCREDITATIONS & LOCATIONS

Pace Analytical National 12065 Lebanon Rd Mount Juliet, TN 37122

Alabama	40660	Nebraska	NE-OS-15-05
Alaska	17-026	Nevada	TN000032021-1
Arizona	AZ0612	New Hampshire	2975
Arkansas	88-0469	New Jersey–NELAP	TN002
California	2932	New Mexico [1]	TN00003
Colorado	TN00003	New York	11742
Connecticut	PH-0197	North Carolina	Env375
Florida	E87487	North Carolina [1]	DW21704
Georgia	NELAP	North Carolina [3]	41
Georgia [1]	923	North Dakota	R-140
Idaho	TN00003	Ohio–VAP	CL0069
Illinois	200008	Oklahoma	9915
Indiana	C-TN-01	Oregon	TN200002
Iowa	364	Pennsylvania	68-02979
Kansas	E-10277	Rhode Island	LA000356
Kentucky [1 6]	KY90010	South Carolina	84004002
Kentucky [2]	16	South Dakota	n/a
Louisiana	AI30792	Tennessee [1 4]	2006
Louisiana	LA018	Texas	T104704245-20-18
Maine	TN00003	Texas [5]	LAB0152
Maryland	324	Utah	TN000032021-11
Massachusetts	M-TN003	Vermont	VT2006
Michigan	9958	Virginia	110033
Minnesota	047-999-395	Washington	C847
Mississippi	TN00003	West Virginia	233
Missouri	340	Wisconsin	998093910
Montana	CERT0086	Wyoming	A2LA
A2LA – ISO 17025	1461.01	AIHA-LAP,LLC EMLAP	100789
A2LA – ISO 17025 [5]	1461.02	DOD	1461.01
Canada	1461.01	USDA	P330-15-00234
EPA–Crypto	TN00003		

Pace Analytical National 660 Bercut Dr. Ste. C Sacramento, CA 95811

California	2961	Oregon	CA300002
Minnesota	006-999-465	Washington	C926
North Dakota	R-214		

[1] Drinking Water [2] Underground Storage Tanks [3] Aquatic Toxicity [4] Chemical/Microbiological [5] Mold [6] Wastewater n/a Accreditation not applicable

* Not all certifications held by the laboratory are applicable to the results reported in the attached report.

* Accreditation is only applicable to the test methods specified on each scope of accreditation held by Pace Analytical.

Company Name/Address:
Farallon - Oakland, CA

330 Franklin Street
Suite 200
Oakland. CA 94607

Billing Information:
Accounts Payable
330 Franklin Street
Suite 200
Oakland, CA 94607

Pres Chk

Report to:
Peter Sims

Email To:
psims@farallonconsulting.com;data@farallonco

Project Description:

City/State Collected:

Please Circle: PT MT CT ET

Phone: **510-879-6805**

Client Project #

Lab Project # **FARCONOCA-1055COMMER**

Collected by (print): Trevor Dooley

Site/Facility ID #

P.O. #

Collected by (signature):

Immediately Packed on Ice N ___ Y X

Rush? (Lab MUST Be Notified)
___ Same Day ___ Five Day
___ Next Day ___ 5 Day (Rad Only)
___ Two Day ___ 10 Day (Rad Only)
___ Three Day

Quote #

Date Results Needed

No. of Cntrs

Analysis / Container / Preservative

Sample ID	Comp/Grab	Matrix *	Depth	Date	Time	No. of Cntrs	DRO/ORO-CA 40mlAmb-HCl-BT	FF Diss CAM17 Metals 250mlHDPE HNO3	GRO-CA 40mlAmb HCl	VOCs 8260 40mlAmb-HCl	Remarks	Sample # (lab only)
MW-1		GW		4/12/22	1019	8 5	X	X	X	X		-01
MW-2		GW		4/12/22	1052	8 5	X	X	X	X		-02
MW-4		GW		4/12/22	1122	8 5	X	X	X	X		-03
MW-6		GW		4/12/22	1151	8 5	X	X	X	X		-04
MW-3		GW		4/12/22	1228	8 5	X	X	X	X		-05
MW-7		GW		4/12/22	1303	8 5	X	X	X	X		-06
MW-8		GW		4/12/22	1334	8 5	X	X	X	X		-07
MW-9		GW		4/12/22	1417	8 5	X	X	X	X		-08
MW-5		GW		4/12/22	1456	8 5	X	X	X	X		-09
TB		—		4/12/22	—	2				X		-10

* Matrix:
SS - Soil **AIR** - Air **F** - Filter
GW - Groundwater **B** - Bioassay
WW - WasteWater
DW - Drinking Water
OT - Other_____

Remarks:

pH _____ Temp _____

Flow _____ Other _____

Samples returned via:
__ UPS __ FedEx __ Courier _____

Tracking #

Chain of Custody Page 1 of 2

Pace
PEOPLE ADVANCING SCIENCE

MT JULIET, TN

12065 Lebanon Rd Mount Juliet, TN 37122
Submitting a sample via this chain of custody constitutes acknowledgment and acceptance of the Pace Terms and Conditions found at: https://info.pacelabs.com/hubfs/pas-standard-terms.pdf

SDG # 11148[illegible]
E172

Acctnum: **FARCONOCA**
Template:**T205967**
Prelogin: **P913368**
PM: **110 - Brian Ford**
PB:

Shipped Via:

Sample Receipt Checklist

COC Seal Present/Intact:	NP	Y N
COC Signed/Accurate:		X N
Bottles arrive intact:		1 N
Correct bottles used:		1 N
Sufficient volume sent:		Y N
If Applicable		
VOA Zero Headspace:		X N
Preservation Correct/Checked:		Y N
RAD Screen <0.5 mR/hr:		Y N

	Date:	Time:		
Relinquished by : (Signature)	4/13/22	1321	Received by: (Signature) 2.7°C	Trip Blank Received: Yes / No (HCl) / MeoH TBR
Relinquished by : (Signature)	4/13/2022	1411	Received by: (Signature)	Temp: 4.0 °C Bottles Received: 50
Relinquished by : (Signature)	Date:	Time:	Received for lab by: (Signature)	Date: 04/14/22 Time: 1200

If preservation required by Login: Date/Time

Hold: Condition: NCF / (OK)

Company Name/Address:
Farallon - Oakland, CA

330 Franklin Street
Suite 200
Oakland. CA 94607

Billing Information:
Accounts Payable
330 Franklin Street
Suite 200
Oakland, CA 94607

Pres Chk

Report to:
Peter Sims

Email To:
psims@farallonconsulting.com;data@farallonco

Project Description:

City/State Collected:

Please Circle: PT MT CT ET

Phone: **510-879-6805**

Client Project #

Lab Project #
FARCONOCA-1055COMMER

Collected by (print):
Trevor Dooley

Site/Facility ID #

P.O. #

Collected by (signature):

Immediately Packed on Ice N ___ Y X

Rush? (Lab MUST Be Notified)
___ Same Day ___ Five Day
___ Next Day ___ 5 Day (Rad Only)
___ Two Day ___ 10 Day (Rad Only)
___ Three Day

Quote #

Date Results Needed

No. of Cntrs

Analysis / Container / Preservative

Sample ID	Comp/Grab	Matrix *	Depth	Date	Time	No. of Cntrs	DRO/ORO-CA 40mlAmb-HCl-BT	FF Diss CAM17 Metals 250mlHDPE HNO3	GRO-CA 40mlAmb HCl	VOCs 8260 40mlAmb-HCl	Remarks	Sample # (lab only)
MW-10		GW		4/13/22	1020	8	X	X	X	X		-11
		GW										
		GW										
		GW										
		GW										
		GW										
		GW										
		GW										
		GW										
		GW										

Chain of Custody Page 1 of 2

Pace
PEOPLE ADVANCING SCIENCE

MT JULIET, TN
12065 Lebanon Rd Mount Juliet, TN 37122
Submitting a sample via this chain of custody constitutes acknowledgment and acceptance of the Pace Terms and Conditions found at: https://info.pacelabs.com/hubfs/pas-standard-terms.pdf

SDG # L1482009

Table #

Acctnum: **FARCONOCA**
Template: **T205967**
Prelogin: **P913368**
PM: **110 - Brian Ford**
PB:

Shipped Via:

* Matrix:
SS - Soil AIR - Air F - Filter
GW - Groundwater B - Bioassay
WW - WasteWater
DW - Drinking Water
OT - Other_____

Remarks:

pH _____ Temp _____
Flow _____ Other _____

Samples returned via:
__ UPS __ FedEx __ Courier _____

Tracking #

Sample Receipt Checklist
COC Seal Present/Intact: __NP ✓Y __N
COC Signed/Accurate: ✓Y __N
Bottles arrive intact: ✓Y __N
Correct bottles used: ✓Y __N
Sufficient volume sent: ✓Y __N
If Applicable
VOA Zero Headspace: ✓Y __N
Preservation Correct/Checked: ✓Y __N
RAD Screen <0.5 mR/hr: ✓Y __N

Relinquished by : (Signature)	Date:	Time:	Received by: (Signature)	Trip Blank Received: Yes / No HCl / MeoH TBR	If preservation required by Login: Date/Time
	4/13/22	1321	4/13/22 1321 2.7°C		
Relinquished by : (Signature)	Date:	Time:	Received by: (Signature)	Temp: 4.6 °C Bottles Received: 50	
	4/13/2022	1411		04/14/22	
Relinquished by : (Signature)	Date:	Time:	Received for lab by: (Signature)	Date: 04/14/22 Time: 1200	Hold: Condition: NCF / OK

Pace Analytical®
National Center for Testing & Innovation

Cooler Receipt Form

Cooler Receipt Form

Client: Farallon		SDG# L1482009	
Cooler Received/Opened On: 4-13-2022	Temperature:	Read	Corrected
Received by: David Ramirez		3.0 °C	2.7 °C
Signature:			
Tracking #: N/A			

Receipt Check List	NP	Yes	No
COC Seal Present / Intact?	✓		
COC Signed / Accurate?		✓	
Sampler name indicated on COC		✓	
Bottles arrive intact?		✓	
Correct bottles used?		✓	
Sufficient volume sent?		✓	
If Applicable			
VOA Zero headspace?		✓	
Preservation Correct / Checked?			

ANALYTICAL REPORT

April 20, 2022

Farallon - Oakland, CA

Sample Delivery Group:	L1482434
Samples Received:	04/14/2022
Project Number:	
Description:	1055 Commercial Ct, San Jose

Report To:

Peter Sims
330 Franklin Street
Suite 200
Oakland, CA 94607

Entire Report Reviewed By:

Brian Ford
Project Manager

Results relate only to the items tested or calibrated and are reported as rounded values. This test report shall not be reproduced, except in full, without written approval of the laboratory. Where applicable, sampling conducted by Pace Analytical National is performed per guidance provided in laboratory standard operating procedures ENV-SOP-MTJL-0067 and ENV-SOP-MTJL-0068. Where sampling conducted by the customer, results relate to the accuracy of the information provided, and as the samples are received.

TABLE OF CONTENTS

Cp: Cover Page 1

Tc: Table of Contents 2

Ss: Sample Summary 3

Cn: Case Narrative 4

Ds: Detection Summary 5

Sr: Sample Results 8

SV-8-5.0 L1482434-01 8

SV-8-7.5 L1482434-02 10

SV-10-5.0 L1482434-03 12

SV-10-10.0 L1482434-04 14

SV-9-5.0 L1482434-05 16

SV-9-8.0 L1482434-06 18

Qc: Quality Control Summary 20

Volatile Organic Compounds (MS) by Method TO-15 20

Organic Compounds (GC) by Method ASTM 1946 30

Organic Compounds (GC) by Method D1946 32

Gl: Glossary of Terms 34

Al: Accreditations & Locations 35

Sc: Sample Chain of Custody 36

SV-8-5.0 L1482434-01 Air

Collected by: TD | Collected date/time: 04/13/22 06:57 | Received date/time: 04/14/22 12:00

Method	Batch	Dilution	Preparation date/time	Analysis date/time	Analyst	Location
Volatile Organic Compounds (MS) by Method TO-15	WG1849179	20	04/15/22 13:41	04/15/22 13:41	DAH	Mt. Juliet, TN
Organic Compounds (GC) by Method ASTM 1946	WG1848764	1	04/17/22 09:52	04/17/22 09:52	DBB	Mt. Juliet, TN
Organic Compounds (GC) by Method D1946	WG1850629	10	04/20/22 09:19	04/20/22 09:19	DBB	Mt. Juliet, TN

SV-8-7.5 L1482434-02 Air

Collected by: TD | Collected date/time: 04/13/22 07:34 | Received date/time: 04/14/22 12:00

Method	Batch	Dilution	Preparation date/time	Analysis date/time	Analyst	Location
Volatile Organic Compounds (MS) by Method TO-15	WG1849179	20	04/15/22 14:18	04/15/22 14:18	DAH	Mt. Juliet, TN
Organic Compounds (GC) by Method ASTM 1946	WG1848764	1	04/17/22 10:20	04/17/22 10:20	DBB	Mt. Juliet, TN
Organic Compounds (GC) by Method D1946	WG1850629	10	04/20/22 09:27	04/20/22 09:27	DBB	Mt. Juliet, TN

SV-10-5.0 L1482434-03 Air

Collected by: TD | Collected date/time: 04/13/22 08:05 | Received date/time: 04/14/22 12:00

Method	Batch	Dilution	Preparation date/time	Analysis date/time	Analyst	Location
Volatile Organic Compounds (MS) by Method TO-15	WG1849586	20	04/16/22 14:42	04/16/22 14:42	CAW	Mt. Juliet, TN
Volatile Organic Compounds (MS) by Method TO-15	WG1850352	200	04/19/22 01:19	04/19/22 01:19	FKG	Mt. Juliet, TN
Organic Compounds (GC) by Method ASTM 1946	WG1848764	1	04/17/22 10:23	04/17/22 10:23	DBB	Mt. Juliet, TN
Organic Compounds (GC) by Method D1946	WG1849294	1	04/18/22 11:58	04/18/22 11:58	DBB	Mt. Juliet, TN

SV-10-10.0 L1482434-04 Air

Collected by: TD | Collected date/time: 04/13/22 08:25 | Received date/time: 04/14/22 12:00

Method	Batch	Dilution	Preparation date/time	Analysis date/time	Analyst	Location
Volatile Organic Compounds (MS) by Method TO-15	WG1849179	20	04/15/22 14:54	04/15/22 14:54	DAH	Mt. Juliet, TN
Organic Compounds (GC) by Method ASTM 1946	WG1850628	1	04/19/22 10:43	04/19/22 10:43	DBB	Mt. Juliet, TN
Organic Compounds (GC) by Method D1946	WG1850629	10	04/20/22 09:35	04/20/22 09:35	DBB	Mt. Juliet, TN

SV-9-5.0 L1482434-05 Air

Collected by: TD | Collected date/time: 04/13/22 09:08 | Received date/time: 04/14/22 12:00

Method	Batch	Dilution	Preparation date/time	Analysis date/time	Analyst	Location
Volatile Organic Compounds (MS) by Method TO-15	WG1849586	10	04/16/22 15:12	04/16/22 15:12	CAW	Mt. Juliet, TN
Organic Compounds (GC) by Method ASTM 1946	WG1850628	1	04/19/22 10:50	04/19/22 10:50	DBB	Mt. Juliet, TN
Organic Compounds (GC) by Method D1946	WG1849294	1	04/18/22 12:18	04/18/22 12:18	DBB	Mt. Juliet, TN

SV-9-8.0 L1482434-06 Air

Collected by: TD | Collected date/time: 04/13/22 09:37 | Received date/time: 04/14/22 12:00

Method	Batch	Dilution	Preparation date/time	Analysis date/time	Analyst	Location
Volatile Organic Compounds (MS) by Method TO-15	WG1849179	1	04/15/22 13:04	04/15/22 13:04	DAH	Mt. Juliet, TN
Volatile Organic Compounds (MS) by Method TO-15	WG1849571	20	04/16/22 14:00	04/16/22 14:00	CAW	Mt. Juliet, TN
Organic Compounds (GC) by Method ASTM 1946	WG1850628	1	04/19/22 11:30	04/19/22 11:30	DBB	Mt. Juliet, TN
Organic Compounds (GC) by Method D1946	WG1849294	1	04/18/22 12:25	04/18/22 12:25	DBB	Mt. Juliet, TN

CASE NARRATIVE

All sample aliquots were received at the correct temperature, in the proper containers, with the appropriate preservatives, and within method specified holding times, unless qualified or notated within the report. Where applicable, all MDL (LOD) and RDL (LOQ) values reported for environmental samples have been corrected for the dilution factor used in the analysis. All Method and Batch Quality Control are within established criteria except where addressed in this case narrative, a non-conformance form or properly qualified within the sample results. By my digital signature below, I affirm to the best of my knowledge, all problems/anomalies observed by the laboratory as having the potential to affect the quality of the data have been identified by the laboratory, and no information or data have been knowingly withheld that would affect the quality of the data.

Brian Ford
Project Manager

DETECTION SUMMARY

Volatile Organic Compounds (MS) by Method TO-15

Client ID	Lab Sample ID	Analyte	CAS #	Mol. Wt.	RDL1	RDL2	Result	Result	Qualifier	Dilution	Batch
					ppbv	ug/m3	ppbv	ug/m3			
SV-8-5.0	L1482434-01	Benzene	71-43-2	78.10	4.00	12.8	109	348		20	WG1849179
SV-8-5.0	L1482434-01	Cyclohexane	110-82-7	84.20	4.00	13.8	223	768		20	WG1849179
SV-8-5.0	L1482434-01	cis-1,2-Dichloroethene	156-59-2	96.90	4.00	15.9	35.4	140		20	WG1849179
SV-8-5.0	L1482434-01	Heptane	142-82-5	100	4.00	16.4	100	409		20	WG1849179
SV-8-5.0	L1482434-01	n-Hexane	110-54-3	86.20	12.6	44.4	194	684		20	WG1849179
SV-8-5.0	L1482434-01	2-Propanol	67-63-0	60.10	25.0	61.5	334	821		20	WG1849179
SV-8-5.0	L1482434-01	Toluene	108-88-3	92.10	10.0	37.7	43.5	164		20	WG1849179
SV-8-5.0	L1482434-01	Trichloroethylene	79-01-6	131	4.00	21.4	5.63	30.2		20	WG1849179
SV-8-5.0	L1482434-01	1,2,4-Trimethylbenzene	95-63-6	120	4.00	19.6	13.4	65.8		20	WG1849179
SV-8-5.0	L1482434-01	1,3,5-Trimethylbenzene	108-67-8	120	4.00	19.6	9.42	46.2		20	WG1849179
SV-8-5.0	L1482434-01	2,2,4-Trimethylpentane	540-84-1	114.22	4.00	18.7	212	990		20	WG1849179
SV-8-5.0	L1482434-01	m&p-Xylene	1330-20-7	106	8.00	34.7	52.6	228		20	WG1849179
SV-8-5.0	L1482434-01	o-Xylene	95-47-6	106	4.00	17.3	19.2	83.2		20	WG1849179
SV-8-7.5	L1482434-02	Benzene	71-43-2	78.10	4.00	12.8	361	1150		20	WG1849179
SV-8-7.5	L1482434-02	Cyclohexane	110-82-7	84.20	4.00	13.8	282	971		20	WG1849179
SV-8-7.5	L1482434-02	4-Ethyltoluene	622-96-8	120	4.00	19.6	33.2	163		20	WG1849179
SV-8-7.5	L1482434-02	n-Hexane	110-54-3	86.20	12.6	44.4	207	730		20	WG1849179
SV-8-7.5	L1482434-02	Toluene	108-88-3	92.10	10.0	37.7	53.5	202		20	WG1849179
SV-8-7.5	L1482434-02	1,2,4-Trimethylbenzene	95-63-6	120	4.00	19.6	41.0	201		20	WG1849179
SV-8-7.5	L1482434-02	1,3,5-Trimethylbenzene	108-67-8	120	4.00	19.6	21.2	104		20	WG1849179
SV-8-7.5	L1482434-02	2,2,4-Trimethylpentane	540-84-1	114.22	4.00	18.7	291	1360		20	WG1849179
SV-8-7.5	L1482434-02	Vinyl chloride	75-01-4	62.50	4.00	10.2	71.0	181		20	WG1849179
SV-8-7.5	L1482434-02	m&p-Xylene	1330-20-7	106	8.00	34.7	70.4	305		20	WG1849179
SV-8-7.5	L1482434-02	o-Xylene	95-47-6	106	4.00	17.3	35.2	153		20	WG1849179
SV-10-5.0	L1482434-03	Benzene	71-43-2	78.10	4.00	12.8	645	2060		20	WG1849586
SV-10-5.0	L1482434-03	Cyclohexane	110-82-7	84.20	4.00	13.8	561	1930		20	WG1849586
SV-10-5.0	L1482434-03	cis-1,2-Dichloroethene	156-59-2	96.90	4.00	15.9	524	2080		20	WG1849586
SV-10-5.0	L1482434-03	trans-1,2-Dichloroethene	156-60-5	96.90	4.00	15.9	66.3	263		20	WG1849586
SV-10-5.0	L1482434-03	Ethanol	64-17-5	46.10	25.0	47.1	35.2	66.4		20	WG1849586
SV-10-5.0	L1482434-03	Ethylbenzene	100-41-4	106	4.00	17.3	80.5	349		20	WG1849586
SV-10-5.0	L1482434-03	Dichlorodifluoromethane	75-71-8	120.92	4.00	19.8	13.5	66.8		20	WG1849586
SV-10-5.0	L1482434-03	1,2-Dichlorotetrafluoroethane	76-14-2	171	4.00	28.0	29.5	206		20	WG1849586
SV-10-5.0	L1482434-03	Heptane	142-82-5	100	4.00	16.4	456	1870		20	WG1849586
SV-10-5.0	L1482434-03	n-Hexane	110-54-3	86.20	12.6	44.4	332	1170		20	WG1849586
SV-10-5.0	L1482434-03	MTBE	1634-04-4	88.10	4.00	14.4	510	1840		20	WG1849586
SV-10-5.0	L1482434-03	Tetrachloroethylene	127-18-4	166	4.00	27.2	17.0	115		20	WG1849586
SV-10-5.0	L1482434-03	Tetrahydrofuran	109-99-9	72.10	4.00	11.8	122	360		20	WG1849586
SV-10-5.0	L1482434-03	Toluene	108-88-3	92.10	10.0	37.7	221	832		20	WG1849586
SV-10-5.0	L1482434-03	Trichloroethylene	79-01-6	131	4.00	21.4	15.7	84.1		20	WG1849586
SV-10-5.0	L1482434-03	1,2,4-Trimethylbenzene	95-63-6	120	4.00	19.6	20.6	101		20	WG1849586
SV-10-5.0	L1482434-03	1,3,5-Trimethylbenzene	108-67-8	120	4.00	19.6	10.9	53.5		20	WG1849586
SV-10-5.0	L1482434-03	2,2,4-Trimethylpentane	540-84-1	114.22	40.0	187	2020	9440		200	WG1850352
SV-10-5.0	L1482434-03	Vinyl chloride	75-01-4	62.50	4.00	10.2	292	746		20	WG1849586
SV-10-5.0	L1482434-03	m&p-Xylene	1330-20-7	106	8.00	34.7	78.2	339		20	WG1849586
SV-10-5.0	L1482434-03	o-Xylene	95-47-6	106	4.00	17.3	44.4	192		20	WG1849586

Volatile Organic Compounds (MS) by Method TO-15

Client ID	Lab Sample ID	Analyte	CAS #	Mol. Wt.	RDL1	RDL2	Result	Result	Qualifier	Dilution	Batch
					ppbv	ug/m3	ppbv	ug/m3			
SV-10-10.0	L1482434-04	Acetone	67-64-1	58.10	25.0	59.4	483	1150		20	WG1849179
SV-10-10.0	L1482434-04	Benzene	71-43-2	78.10	4.00	12.8	367	1170		20	WG1849179
SV-10-10.0	L1482434-04	Cyclohexane	110-82-7	84.20	4.00	13.8	297	1020		20	WG1849179
SV-10-10.0	L1482434-04	1,1-Dichloroethene	75-35-4	96.90	4.00	15.9	6.32	25.0		20	WG1849179
SV-10-10.0	L1482434-04	cis-1,2-Dichloroethene	156-59-2	96.90	4.00	15.9	347	1380		20	WG1849179
SV-10-10.0	L1482434-04	trans-1,2-Dichloroethene	156-60-5	96.90	4.00	15.9	19.0	75.3		20	WG1849179
SV-10-10.0	L1482434-04	Ethanol	64-17-5	46.10	25.0	47.1	217	409		20	WG1849179
SV-10-10.0	L1482434-04	Ethylbenzene	100-41-4	106	4.00	17.3	463	2010		20	WG1849179
SV-10-10.0	L1482434-04	4-Ethyltoluene	622-96-8	120	4.00	19.6	226	1110		20	WG1849179
SV-10-10.0	L1482434-04	Dichlorodifluoromethane	75-71-8	120.92	4.00	19.8	16.0	79.1		20	WG1849179
SV-10-10.0	L1482434-04	1,2-Dichlorotetrafluoroethane	76-14-2	171	4.00	28.0	40.3	282		20	WG1849179
SV-10-10.0	L1482434-04	Heptane	142-82-5	100	4.00	16.4	351	1440		20	WG1849179
SV-10-10.0	L1482434-04	n-Hexane	110-54-3	86.20	12.6	44.4	374	1320		20	WG1849179
SV-10-10.0	L1482434-04	Isopropylbenzene	98-82-8	120.20	4.00	19.7	382	1880		20	WG1849179
SV-10-10.0	L1482434-04	2-Butanone (MEK)	78-93-3	72.10	25.0	73.7	188	554		20	WG1849179
SV-10-10.0	L1482434-04	Tetrachloroethylene	127-18-4	166	4.00	27.2	79.5	540		20	WG1849179
SV-10-10.0	L1482434-04	Toluene	108-88-3	92.10	10.0	37.7	484	1820		20	WG1849179
SV-10-10.0	L1482434-04	Trichloroethylene	79-01-6	131	4.00	21.4	94.6	507		20	WG1849179
SV-10-10.0	L1482434-04	1,2,4-Trimethylbenzene	95-63-6	120	4.00	19.6	462	2270		20	WG1849179
SV-10-10.0	L1482434-04	1,3,5-Trimethylbenzene	108-67-8	120	4.00	19.6	188	923		20	WG1849179
SV-10-10.0	L1482434-04	2,2,4-Trimethylpentane	540-84-1	114.22	4.00	18.7	1430	6680		20	WG1849179
SV-10-10.0	L1482434-04	Vinyl chloride	75-01-4	62.50	4.00	10.2	427	1090		20	WG1849179
SV-10-10.0	L1482434-04	m&p-Xylene	1330-20-7	106	8.00	34.7	573	2480		20	WG1849179
SV-10-10.0	L1482434-04	o-Xylene	95-47-6	106	4.00	17.3	292	1270		20	WG1849179
SV-9-5.0	L1482434-05	Benzene	71-43-2	78.10	2.00	6.39	23.1	73.8		10	WG1849586
SV-9-5.0	L1482434-05	Chlorobenzene	108-90-7	113	2.00	9.24	42.3	195		10	WG1849586
SV-9-5.0	L1482434-05	Cyclohexane	110-82-7	84.20	2.00	6.89	83.7	288		10	WG1849586
SV-9-5.0	L1482434-05	cis-1,2-Dichloroethene	156-59-2	96.90	2.00	7.93	2.62	10.4		10	WG1849586
SV-9-5.0	L1482434-05	Ethanol	64-17-5	46.10	12.5	23.6	24.0	45.3		10	WG1849586
SV-9-5.0	L1482434-05	Ethylbenzene	100-41-4	106	2.00	8.67	5.65	24.5		10	WG1849586
SV-9-5.0	L1482434-05	Dichlorodifluoromethane	75-71-8	120.92	2.00	9.89	6.48	32.0		10	WG1849586
SV-9-5.0	L1482434-05	1,2-Dichlorotetrafluoroethane	76-14-2	171	2.00	14.0	21.8	152		10	WG1849586
SV-9-5.0	L1482434-05	Heptane	142-82-5	100	2.00	8.18	80.1	328		10	WG1849586
SV-9-5.0	L1482434-05	n-Hexane	110-54-3	86.20	6.30	22.2	51.9	183		10	WG1849586
SV-9-5.0	L1482434-05	Isopropylbenzene	98-82-8	120.20	2.00	9.83	17.4	85.5		10	WG1849586
SV-9-5.0	L1482434-05	MTBE	1634-04-4	88.10	2.00	7.21	16.3	58.7		10	WG1849586
SV-9-5.0	L1482434-05	Tetrahydrofuran	109-99-9	72.10	2.00	5.90	10.1	29.8		10	WG1849586
SV-9-5.0	L1482434-05	Toluene	108-88-3	92.10	5.00	18.8	12.2	46.0		10	WG1849586
SV-9-5.0	L1482434-05	1,2,4-Trimethylbenzene	95-63-6	120	2.00	9.82	12.3	60.4		10	WG1849586
SV-9-5.0	L1482434-05	1,3,5-Trimethylbenzene	108-67-8	120	2.00	9.82	4.42	21.7		10	WG1849586
SV-9-5.0	L1482434-05	Vinyl chloride	75-01-4	62.50	2.00	5.11	9.47	24.2		10	WG1849586
SV-9-5.0	L1482434-05	m&p-Xylene	1330-20-7	106	4.00	17.3	12.2	52.9		10	WG1849586
SV-9-5.0	L1482434-05	o-Xylene	95-47-6	106	2.00	8.67	11.6	50.3		10	WG1849586

Volatile Organic Compounds (MS) by Method TO-15

Client ID	Lab Sample ID	Analyte	CAS #	Mol. Wt.	RDL1	RDL2	Result	Result	Qualifier	Dilution	Batch
					ppbv	ug/m3	ppbv	ug/m3			
SV-9-8.0	L1482434-06	Benzene	71-43-2	78.10	0.200	0.639	16.4	52.4		1	WG1849179
SV-9-8.0	L1482434-06	Chlorobenzene	108-90-7	113	4.00	18.5	662	3060		20	WG1849571
SV-9-8.0	L1482434-06	Cyclohexane	110-82-7	84.20	0.200	0.689	51.4	177		1	WG1849179
SV-9-8.0	L1482434-06	1,4-Dichlorobenzene	106-46-7	147	0.200	1.20	20.5	123		1	WG1849179
SV-9-8.0	L1482434-06	cis-1,2-Dichloroethene	156-59-2	96.90	0.200	0.793	1.66	6.58		1	WG1849179
SV-9-8.0	L1482434-06	Ethylbenzene	100-41-4	106	0.200	0.867	3.55	15.4		1	WG1849179
SV-9-8.0	L1482434-06	1,2-Dichlorotetrafluoroethane	76-14-2	171	0.200	1.40	15.4	108		1	WG1849179
SV-9-8.0	L1482434-06	Heptane	142-82-5	100	0.200	0.818	50.7	207		1	WG1849179
SV-9-8.0	L1482434-06	n-Hexane	110-54-3	86.20	0.630	2.22	38.3	135		1	WG1849179
SV-9-8.0	L1482434-06	2-Butanone (MEK)	78-93-3	72.10	1.25	3.69	1.76	5.19		1	WG1849179
SV-9-8.0	L1482434-06	Tetrachloroethylene	127-18-4	166	0.200	1.36	2.52	17.1		1	WG1849179
SV-9-8.0	L1482434-06	Toluene	108-88-3	92.10	0.500	1.88	6.17	23.2		1	WG1849179
SV-9-8.0	L1482434-06	1,2,4-Trimethylbenzene	95-63-6	120	0.200	0.982	1.65	8.10		1	WG1849179
SV-9-8.0	L1482434-06	2,2,4-Trimethylpentane	540-84-1	114.22	0.200	0.934	12.4	57.9		1	WG1849179
SV-9-8.0	L1482434-06	m&p-Xylene	1330-20-7	106	0.400	1.73	6.19	26.8		1	WG1849179
SV-9-8.0	L1482434-06	o-Xylene	95-47-6	106	0.200	0.867	4.22	18.3		1	WG1849179

Organic Compounds (GC) by Method ASTM 1946

Client ID	Lab Sample ID	Analyte	CAS #	Mol. Wt.	RDL	Result	Qualifier	Dilution	Batch
					%	%			
SV-8-7.5	L1482434-02	Helium	7440-59-7		0.100	0.271		1	WG1848764
SV-10-10.0	L1482434-04	Helium	7440-59-7		0.100	0.312		1	WG1850628

Organic Compounds (GC) by Method D1946

Client ID	Lab Sample ID	Analyte	CAS #	Mol. Wt.	RDL	Result	Qualifier	Dilution	Batch
					%	%			
SV-8-5.0	L1482434-01	Methane	74-82-8	16	4.00	20.7		10	WG1850629
SV-8-7.5	L1482434-02	Methane	74-82-8	16	4.00	24.1		10	WG1850629

Volatile Organic Compounds (MS) by Method TO-15

Analyte	CAS #	Mol. Wt.	RDL1 ppbv	RDL2 ug/m3	Result ppbv	Result ug/m3	Qualifier	Dilution	Batch
Acetone	67-64-1	58.10	25.0	59.4	ND	ND		20	WG1849179
Allyl chloride	107-05-1	76.53	4.00	12.5	ND	ND		20	WG1849179
Benzene	71-43-2	78.10	4.00	12.8	109	348		20	WG1849179
Benzyl Chloride	100-44-7	127	4.00	20.8	ND	ND		20	WG1849179
Bromodichloromethane	75-27-4	164	4.00	26.8	ND	ND		20	WG1849179
Bromoform	75-25-2	253	12.0	124	ND	ND		20	WG1849179
Bromomethane	74-83-9	94.90	4.00	15.5	ND	ND		20	WG1849179
1,3-Butadiene	106-99-0	54.10	40.0	88.5	ND	ND		20	WG1849179
Carbon disulfide	75-15-0	76.10	4.00	12.4	ND	ND		20	WG1849179
Carbon tetrachloride	56-23-5	154	4.00	25.2	ND	ND		20	WG1849179
Chlorobenzene	108-90-7	113	4.00	18.5	ND	ND		20	WG1849179
Chloroethane	75-00-3	64.50	4.00	10.6	ND	ND		20	WG1849179
Chloroform	67-66-3	119	4.00	19.5	ND	ND		20	WG1849179
Chloromethane	74-87-3	50.50	4.00	8.26	ND	ND		20	WG1849179
2-Chlorotoluene	95-49-8	126	4.00	20.6	ND	ND		20	WG1849179
Cyclohexane	110-82-7	84.20	4.00	13.8	223	768		20	WG1849179
Dibromochloromethane	124-48-1	208	4.00	34.0	ND	ND		20	WG1849179
1,2-Dibromoethane	106-93-4	188	4.00	30.8	ND	ND		20	WG1849179
1,2-Dichlorobenzene	95-50-1	147	4.00	24.0	ND	ND		20	WG1849179
1,3-Dichlorobenzene	541-73-1	147	4.00	24.0	ND	ND		20	WG1849179
1,4-Dichlorobenzene	106-46-7	147	4.00	24.0	ND	ND		20	WG1849179
1,2-Dichloroethane	107-06-2	99	4.00	16.2	ND	ND		20	WG1849179
1,1-Dichloroethane	75-34-3	98	4.00	16.0	ND	ND		20	WG1849179
1,1-Dichloroethene	75-35-4	96.90	4.00	15.9	ND	ND		20	WG1849179
cis-1,2-Dichloroethene	156-59-2	96.90	4.00	15.9	35.4	140		20	WG1849179
trans-1,2-Dichloroethene	156-60-5	96.90	4.00	15.9	ND	ND		20	WG1849179
1,2-Dichloropropane	78-87-5	113	4.00	18.5	ND	ND		20	WG1849179
cis-1,3-Dichloropropene	10061-01-5	111	4.00	18.2	ND	ND		20	WG1849179
trans-1,3-Dichloropropene	10061-02-6	111	4.00	18.2	ND	ND		20	WG1849179
1,4-Dioxane	123-91-1	88.10	4.00	14.4	ND	ND		20	WG1849179
Ethanol	64-17-5	46.10	25.0	47.1	ND	ND		20	WG1849179
Ethylbenzene	100-41-4	106	4.00	17.3	ND	ND		20	WG1849179
4-Ethyltoluene	622-96-8	120	4.00	19.6	ND	ND		20	WG1849179
Trichlorofluoromethane	75-69-4	137.40	4.00	22.5	ND	ND		20	WG1849179
Dichlorodifluoromethane	75-71-8	120.92	4.00	19.8	ND	ND		20	WG1849179
1,1,2-Trichlorotrifluoroethane	76-13-1	187.40	4.00	30.7	ND	ND		20	WG1849179
1,2-Dichlorotetrafluoroethane	76-14-2	171	4.00	28.0	ND	ND		20	WG1849179
Heptane	142-82-5	100	4.00	16.4	100	409		20	WG1849179
Hexachloro-1,3-butadiene	87-68-3	261	12.6	135	ND	ND		20	WG1849179
n-Hexane	110-54-3	86.20	12.6	44.4	194	684		20	WG1849179
Isopropylbenzene	98-82-8	120.20	4.00	19.7	ND	ND		20	WG1849179
Methylene Chloride	75-09-2	84.90	4.00	13.9	ND	ND		20	WG1849179
Methyl Butyl Ketone	591-78-6	100	25.0	102	ND	ND		20	WG1849179
2-Butanone (MEK)	78-93-3	72.10	25.0	73.7	ND	ND		20	WG1849179
4-Methyl-2-pentanone (MIBK)	108-10-1	100.10	25.0	102	ND	ND		20	WG1849179
Methyl methacrylate	80-62-6	100.12	4.00	16.4	ND	ND		20	WG1849179
MTBE	1634-04-4	88.10	4.00	14.4	ND	ND		20	WG1849179
Naphthalene	91-20-3	128	12.6	66.0	ND	ND		20	WG1849179
2-Propanol	67-63-0	60.10	25.0	61.5	334	821		20	WG1849179
Propene	115-07-1	42.10	25.0	43.0	ND	ND		20	WG1849179
Styrene	100-42-5	104	4.00	17.0	ND	ND		20	WG1849179
1,1,2,2-Tetrachloroethane	79-34-5	168	4.00	27.5	ND	ND		20	WG1849179
Tetrachloroethylene	127-18-4	166	4.00	27.2	ND	ND		20	WG1849179
Tetrahydrofuran	109-99-9	72.10	4.00	11.8	ND	ND		20	WG1849179
Toluene	108-88-3	92.10	10.0	37.7	43.5	164		20	WG1849179
1,2,4-Trichlorobenzene	120-82-1	181	12.6	93.3	ND	ND		20	WG1849179

Volatile Organic Compounds (MS) by Method TO-15

Analyte	CAS #	Mol. Wt.	RDL1 ppbv	RDL2 ug/m3	Result ppbv	Result ug/m3	Qualifier	Dilution	Batch
1,1,1-Trichloroethane	71-55-6	133	4.00	21.8	ND	ND		20	WG1849179
1,1,2-Trichloroethane	79-00-5	133	4.00	21.8	ND	ND		20	WG1849179
Trichloroethylene	79-01-6	131	4.00	21.4	5.63	30.2		20	WG1849179
1,2,4-Trimethylbenzene	95-63-6	120	4.00	19.6	13.4	65.8		20	WG1849179
1,3,5-Trimethylbenzene	108-67-8	120	4.00	19.6	9.42	46.2		20	WG1849179
2,2,4-Trimethylpentane	540-84-1	114.22	4.00	18.7	212	990		20	WG1849179
Vinyl chloride	75-01-4	62.50	4.00	10.2	ND	ND		20	WG1849179
Vinyl Bromide	593-60-2	106.95	4.00	17.5	ND	ND		20	WG1849179
Vinyl acetate	108-05-4	86.10	4.00	14.1	ND	ND	J4	20	WG1849179
m&p-Xylene	1330-20-7	106	8.00	34.7	52.6	228		20	WG1849179
o-Xylene	95-47-6	106	4.00	17.3	19.2	83.2		20	WG1849179
(S) 1,4-Bromofluorobenzene	*460-00-4*	*175*	*60.0-140*		*237*		J1		WG1849179

Sample Narrative:

L1482434-01 WG1849179: Surrogate failure due to matrix interference

Organic Compounds (GC) by Method ASTM 1946

Analyte	CAS #	Mol. Wt.	RDL %	Result %	Qualifier	Dilution	Batch
Helium	7440-59-7		0.100	ND		1	WG1848764

Organic Compounds (GC) by Method D1946

Analyte	CAS #	Mol. Wt.	RDL %	Result %	Qualifier	Dilution	Batch
Methane	74-82-8	16	4.00	20.7		10	WG1850629

Volatile Organic Compounds (MS) by Method TO-15

Analyte	CAS #	Mol. Wt.	RDL1 ppbv	RDL2 ug/m3	Result ppbv	Result ug/m3	Qualifier	Dilution	Batch
Acetone	67-64-1	58.10	25.0	59.4	ND	ND		20	WG1849179
Allyl chloride	107-05-1	76.53	4.00	12.5	ND	ND		20	WG1849179
Benzene	71-43-2	78.10	4.00	12.8	361	1150		20	WG1849179
Benzyl Chloride	100-44-7	127	4.00	20.8	ND	ND		20	WG1849179
Bromodichloromethane	75-27-4	164	4.00	26.8	ND	ND		20	WG1849179
Bromoform	75-25-2	253	12.0	124	ND	ND		20	WG1849179
Bromomethane	74-83-9	94.90	4.00	15.5	ND	ND		20	WG1849179
1,3-Butadiene	106-99-0	54.10	40.0	88.5	ND	ND		20	WG1849179
Carbon disulfide	75-15-0	76.10	4.00	12.4	ND	ND		20	WG1849179
Carbon tetrachloride	56-23-5	154	4.00	25.2	ND	ND		20	WG1849179
Chlorobenzene	108-90-7	113	4.00	18.5	ND	ND		20	WG1849179
Chloroethane	75-00-3	64.50	4.00	10.6	ND	ND		20	WG1849179
Chloroform	67-66-3	119	4.00	19.5	ND	ND		20	WG1849179
Chloromethane	74-87-3	50.50	4.00	8.26	ND	ND		20	WG1849179
2-Chlorotoluene	95-49-8	126	4.00	20.6	ND	ND		20	WG1849179
Cyclohexane	110-82-7	84.20	4.00	13.8	282	971		20	WG1849179
Dibromochloromethane	124-48-1	208	4.00	34.0	ND	ND		20	WG1849179
1,2-Dibromoethane	106-93-4	188	4.00	30.8	ND	ND		20	WG1849179
1,2-Dichlorobenzene	95-50-1	147	4.00	24.0	ND	ND		20	WG1849179
1,3-Dichlorobenzene	541-73-1	147	4.00	24.0	ND	ND		20	WG1849179
1,4-Dichlorobenzene	106-46-7	147	4.00	24.0	ND	ND		20	WG1849179
1,2-Dichloroethane	107-06-2	99	4.00	16.2	ND	ND		20	WG1849179
1,1-Dichloroethane	75-34-3	98	4.00	16.0	ND	ND		20	WG1849179
1,1-Dichloroethene	75-35-4	96.90	4.00	15.9	ND	ND		20	WG1849179
cis-1,2-Dichloroethene	156-59-2	96.90	4.00	15.9	ND	ND		20	WG1849179
trans-1,2-Dichloroethene	156-60-5	96.90	4.00	15.9	ND	ND		20	WG1849179
1,2-Dichloropropane	78-87-5	113	4.00	18.5	ND	ND		20	WG1849179
cis-1,3-Dichloropropene	10061-01-5	111	4.00	18.2	ND	ND		20	WG1849179
trans-1,3-Dichloropropene	10061-02-6	111	4.00	18.2	ND	ND		20	WG1849179
1,4-Dioxane	123-91-1	88.10	4.00	14.4	ND	ND		20	WG1849179
Ethanol	64-17-5	46.10	25.0	47.1	ND	ND		20	WG1849179
Ethylbenzene	100-41-4	106	4.00	17.3	ND	ND		20	WG1849179
4-Ethyltoluene	622-96-8	120	4.00	19.6	33.2	163		20	WG1849179
Trichlorofluoromethane	75-69-4	137.40	4.00	22.5	ND	ND		20	WG1849179
Dichlorodifluoromethane	75-71-8	120.92	4.00	19.8	ND	ND		20	WG1849179
1,1,2-Trichlorotrifluoroethane	76-13-1	187.40	4.00	30.7	ND	ND		20	WG1849179
1,2-Dichlorotetrafluoroethane	76-14-2	171	4.00	28.0	ND	ND		20	WG1849179
Heptane	142-82-5	100	4.00	16.4	ND	ND		20	WG1849179
Hexachloro-1,3-butadiene	87-68-3	261	12.6	135	ND	ND		20	WG1849179
n-Hexane	110-54-3	86.20	12.6	44.4	207	730		20	WG1849179
Isopropylbenzene	98-82-8	120.20	4.00	19.7	ND	ND		20	WG1849179
Methylene Chloride	75-09-2	84.90	4.00	13.9	ND	ND		20	WG1849179
Methyl Butyl Ketone	591-78-6	100	25.0	102	ND	ND		20	WG1849179
2-Butanone (MEK)	78-93-3	72.10	25.0	73.7	ND	ND		20	WG1849179
4-Methyl-2-pentanone (MIBK)	108-10-1	100.10	25.0	102	ND	ND		20	WG1849179
Methyl methacrylate	80-62-6	100.12	4.00	16.4	ND	ND		20	WG1849179
MTBE	1634-04-4	88.10	4.00	14.4	ND	ND		20	WG1849179
Naphthalene	91-20-3	128	12.6	66.0	ND	ND		20	WG1849179
2-Propanol	67-63-0	60.10	25.0	61.5	ND	ND		20	WG1849179
Propene	115-07-1	42.10	25.0	43.0	ND	ND		20	WG1849179
Styrene	100-42-5	104	4.00	17.0	ND	ND		20	WG1849179
1,1,2,2-Tetrachloroethane	79-34-5	168	4.00	27.5	ND	ND		20	WG1849179
Tetrachloroethylene	127-18-4	166	4.00	27.2	ND	ND		20	WG1849179
Tetrahydrofuran	109-99-9	72.10	4.00	11.8	ND	ND		20	WG1849179
Toluene	108-88-3	92.10	10.0	37.7	53.5	202		20	WG1849179
1,2,4-Trichlorobenzene	120-82-1	181	12.6	93.3	ND	ND		20	WG1849179

1 Cp
2 Tc
3 Ss
4 Cn
5 Ds
6 Sr
7 Qc
8 Gl
9 Al
10 Sc

Volatile Organic Compounds (MS) by Method TO-15

Analyte	CAS #	Mol. Wt.	RDL1 ppbv	RDL2 ug/m3	Result ppbv	Result ug/m3	Qualifier	Dilution	Batch
1,1,1-Trichloroethane	71-55-6	133	4.00	21.8	ND	ND		20	WG1849179
1,1,2-Trichloroethane	79-00-5	133	4.00	21.8	ND	ND		20	WG1849179
Trichloroethylene	79-01-6	131	4.00	21.4	ND	ND		20	WG1849179
1,2,4-Trimethylbenzene	95-63-6	120	4.00	19.6	41.0	201		20	WG1849179
1,3,5-Trimethylbenzene	108-67-8	120	4.00	19.6	21.2	104		20	WG1849179
2,2,4-Trimethylpentane	540-84-1	114.22	4.00	18.7	291	1360		20	WG1849179
Vinyl chloride	75-01-4	62.50	4.00	10.2	71.0	181		20	WG1849179
Vinyl Bromide	593-60-2	106.95	4.00	17.5	ND	ND		20	WG1849179
Vinyl acetate	108-05-4	86.10	4.00	14.1	ND	ND	J4	20	WG1849179
m&p-Xylene	1330-20-7	106	8.00	34.7	70.4	305		20	WG1849179
o-Xylene	95-47-6	106	4.00	17.3	35.2	153		20	WG1849179
(S) 1,4-Bromofluorobenzene	*460-00-4*	*175*	*60.0-140*		*312*		J1		WG1849179

Sample Narrative:

L1482434-02 WG1849179: Surrogate failure due to matrix interference

Organic Compounds (GC) by Method ASTM 1946

Analyte	CAS #	Mol. Wt.	RDL %	Result %	Qualifier	Dilution	Batch
Helium	7440-59-7		0.100	0.271		1	WG1848764

Organic Compounds (GC) by Method D1946

Analyte	CAS #	Mol. Wt.	RDL %	Result %	Qualifier	Dilution	Batch
Methane	74-82-8	16	4.00	24.1		10	WG1850629

Volatile Organic Compounds (MS) by Method TO-15

Analyte	CAS #	Mol. Wt.	RDL1 ppbv	RDL2 ug/m3	Result ppbv	Result ug/m3	Qualifier	Dilution	Batch
Acetone	67-64-1	58.10	25.0	59.4	ND	ND		20	WG1849586
Allyl chloride	107-05-1	76.53	4.00	12.5	ND	ND		20	WG1849586
Benzene	71-43-2	78.10	4.00	12.8	645	2060		20	WG1849586
Benzyl Chloride	100-44-7	127	4.00	20.8	ND	ND		20	WG1849586
Bromodichloromethane	75-27-4	164	4.00	26.8	ND	ND		20	WG1849586
Bromoform	75-25-2	253	12.0	124	ND	ND		20	WG1849586
Bromomethane	74-83-9	94.90	4.00	15.5	ND	ND		20	WG1849586
1,3-Butadiene	106-99-0	54.10	40.0	88.5	ND	ND		20	WG1849586
Carbon disulfide	75-15-0	76.10	4.00	12.4	ND	ND		20	WG1849586
Carbon tetrachloride	56-23-5	154	4.00	25.2	ND	ND		20	WG1849586
Chlorobenzene	108-90-7	113	4.00	18.5	ND	ND		20	WG1849586
Chloroethane	75-00-3	64.50	4.00	10.6	ND	ND		20	WG1849586
Chloroform	67-66-3	119	4.00	19.5	ND	ND		20	WG1849586
Chloromethane	74-87-3	50.50	4.00	8.26	ND	ND		20	WG1849586
2-Chlorotoluene	95-49-8	126	4.00	20.6	ND	ND		20	WG1849586
Cyclohexane	110-82-7	84.20	4.00	13.8	561	1930		20	WG1849586
Dibromochloromethane	124-48-1	208	4.00	34.0	ND	ND		20	WG1849586
1,2-Dibromoethane	106-93-4	188	4.00	30.8	ND	ND		20	WG1849586
1,2-Dichlorobenzene	95-50-1	147	4.00	24.0	ND	ND		20	WG1849586
1,3-Dichlorobenzene	541-73-1	147	4.00	24.0	ND	ND		20	WG1849586
1,4-Dichlorobenzene	106-46-7	147	4.00	24.0	ND	ND		20	WG1849586
1,2-Dichloroethane	107-06-2	99	4.00	16.2	ND	ND		20	WG1849586
1,1-Dichloroethane	75-34-3	98	4.00	16.0	ND	ND		20	WG1849586
1,1-Dichloroethene	75-35-4	96.90	4.00	15.9	ND	ND		20	WG1849586
cis-1,2-Dichloroethene	156-59-2	96.90	4.00	15.9	524	2080		20	WG1849586
trans-1,2-Dichloroethene	156-60-5	96.90	4.00	15.9	66.3	263		20	WG1849586
1,2-Dichloropropane	78-87-5	113	4.00	18.5	ND	ND		20	WG1849586
cis-1,3-Dichloropropene	10061-01-5	111	4.00	18.2	ND	ND		20	WG1849586
trans-1,3-Dichloropropene	10061-02-6	111	4.00	18.2	ND	ND		20	WG1849586
1,4-Dioxane	123-91-1	88.10	4.00	14.4	ND	ND		20	WG1849586
Ethanol	64-17-5	46.10	25.0	47.1	35.2	66.4		20	WG1849586
Ethylbenzene	100-41-4	106	4.00	17.3	80.5	349		20	WG1849586
4-Ethyltoluene	622-96-8	120	4.00	19.6	ND	ND		20	WG1849586
Trichlorofluoromethane	75-69-4	137.40	4.00	22.5	ND	ND		20	WG1849586
Dichlorodifluoromethane	75-71-8	120.92	4.00	19.8	13.5	66.8		20	WG1849586
1,1,2-Trichlorotrifluoroethane	76-13-1	187.40	4.00	30.7	ND	ND		20	WG1849586
1,2-Dichlorotetrafluoroethane	76-14-2	171	4.00	28.0	29.5	206		20	WG1849586
Heptane	142-82-5	100	4.00	16.4	456	1870		20	WG1849586
Hexachloro-1,3-butadiene	87-68-3	261	12.6	135	ND	ND		20	WG1849586
n-Hexane	110-54-3	86.20	12.6	44.4	332	1170		20	WG1849586
Isopropylbenzene	98-82-8	120.20	4.00	19.7	ND	ND		20	WG1849586
Methylene Chloride	75-09-2	84.90	4.00	13.9	ND	ND		20	WG1849586
Methyl Butyl Ketone	591-78-6	100	25.0	102	ND	ND		20	WG1849586
2-Butanone (MEK)	78-93-3	72.10	25.0	73.7	ND	ND		20	WG1849586
4-Methyl-2-pentanone (MIBK)	108-10-1	100.10	25.0	102	ND	ND		20	WG1849586
Methyl methacrylate	80-62-6	100.12	4.00	16.4	ND	ND		20	WG1849586
MTBE	1634-04-4	88.10	4.00	14.4	510	1840		20	WG1849586
Naphthalene	91-20-3	128	12.6	66.0	ND	ND		20	WG1849586
2-Propanol	67-63-0	60.10	25.0	61.5	ND	ND		20	WG1849586
Propene	115-07-1	42.10	25.0	43.0	ND	ND		20	WG1849586
Styrene	100-42-5	104	4.00	17.0	ND	ND		20	WG1849586
1,1,2,2-Tetrachloroethane	79-34-5	168	4.00	27.5	ND	ND		20	WG1849586
Tetrachloroethylene	127-18-4	166	4.00	27.2	17.0	115		20	WG1849586
Tetrahydrofuran	109-99-9	72.10	4.00	11.8	122	360		20	WG1849586
Toluene	108-88-3	92.10	10.0	37.7	221	832		20	WG1849586
1,2,4-Trichlorobenzene	120-82-1	181	12.6	93.3	ND	ND		20	WG1849586

Volatile Organic Compounds (MS) by Method TO-15

Analyte	CAS #	Mol. Wt.	RDL1 ppbv	RDL2 ug/m3	Result ppbv	Result ug/m3	Qualifier	Dilution	Batch
1,1,1-Trichloroethane	71-55-6	133	4.00	21.8	ND	ND		20	WG1849586
1,1,2-Trichloroethane	79-00-5	133	4.00	21.8	ND	ND		20	WG1849586
Trichloroethylene	79-01-6	131	4.00	21.4	15.7	84.1		20	WG1849586
1,2,4-Trimethylbenzene	95-63-6	120	4.00	19.6	20.6	101		20	WG1849586
1,3,5-Trimethylbenzene	108-67-8	120	4.00	19.6	10.9	53.5		20	WG1849586
2,2,4-Trimethylpentane	540-84-1	114.22	40.0	187	2020	9440		200	WG1850352
Vinyl chloride	75-01-4	62.50	4.00	10.2	292	746		20	WG1849586
Vinyl Bromide	593-60-2	106.95	4.00	17.5	ND	ND		20	WG1849586
Vinyl acetate	108-05-4	86.10	4.00	14.1	ND	ND		20	WG1849586
m&p-Xylene	1330-20-7	106	8.00	34.7	78.2	339		20	WG1849586
o-Xylene	95-47-6	106	4.00	17.3	44.4	192		20	WG1849586
(S) 1,4-Bromofluorobenzene	*460-00-4*	*175*	*60.0-140*		*169*		J1		WG1849586
(S) 1,4-Bromofluorobenzene	*460-00-4*	*175*	*60.0-140*		*107*				WG1850352

Sample Narrative:

L1482434-03 WG1849586: Surrogate failure due to matrix interference.

Organic Compounds (GC) by Method ASTM 1946

Analyte	CAS #	Mol. Wt.	RDL %	Result %	Qualifier	Dilution	Batch
Helium	7440-59-7		0.100	ND		1	WG1848764

Organic Compounds (GC) by Method D1946

Analyte	CAS #	Mol. Wt.	RDL %	Result %	Qualifier	Dilution	Batch
Methane	74-82-8	16	0.400	ND		1	WG1849294

Volatile Organic Compounds (MS) by Method TO-15

Analyte	CAS #	Mol. Wt.	RDL1 ppbv	RDL2 ug/m3	Result ppbv	Result ug/m3	Qualifier	Dilution	Batch
Acetone	67-64-1	58.10	25.0	59.4	483	1150		20	WG1849179
Allyl chloride	107-05-1	76.53	4.00	12.5	ND	ND		20	WG1849179
Benzene	71-43-2	78.10	4.00	12.8	367	1170		20	WG1849179
Benzyl Chloride	100-44-7	127	4.00	20.8	ND	ND		20	WG1849179
Bromodichloromethane	75-27-4	164	4.00	26.8	ND	ND		20	WG1849179
Bromoform	75-25-2	253	12.0	124	ND	ND		20	WG1849179
Bromomethane	74-83-9	94.90	4.00	15.5	ND	ND		20	WG1849179
1,3-Butadiene	106-99-0	54.10	40.0	88.5	ND	ND		20	WG1849179
Carbon disulfide	75-15-0	76.10	4.00	12.4	ND	ND		20	WG1849179
Carbon tetrachloride	56-23-5	154	4.00	25.2	ND	ND		20	WG1849179
Chlorobenzene	108-90-7	113	4.00	18.5	ND	ND		20	WG1849179
Chloroethane	75-00-3	64.50	4.00	10.6	ND	ND		20	WG1849179
Chloroform	67-66-3	119	4.00	19.5	ND	ND		20	WG1849179
Chloromethane	74-87-3	50.50	4.00	8.26	ND	ND		20	WG1849179
2-Chlorotoluene	95-49-8	126	4.00	20.6	ND	ND		20	WG1849179
Cyclohexane	110-82-7	84.20	4.00	13.8	297	1020		20	WG1849179
Dibromochloromethane	124-48-1	208	4.00	34.0	ND	ND		20	WG1849179
1,2-Dibromoethane	106-93-4	188	4.00	30.8	ND	ND		20	WG1849179
1,2-Dichlorobenzene	95-50-1	147	4.00	24.0	ND	ND		20	WG1849179
1,3-Dichlorobenzene	541-73-1	147	4.00	24.0	ND	ND		20	WG1849179
1,4-Dichlorobenzene	106-46-7	147	4.00	24.0	ND	ND		20	WG1849179
1,2-Dichloroethane	107-06-2	99	4.00	16.2	ND	ND		20	WG1849179
1,1-Dichloroethane	75-34-3	98	4.00	16.0	ND	ND		20	WG1849179
1,1-Dichloroethene	75-35-4	96.90	4.00	15.9	6.32	25.0		20	WG1849179
cis-1,2-Dichloroethene	156-59-2	96.90	4.00	15.9	347	1380		20	WG1849179
trans-1,2-Dichloroethene	156-60-5	96.90	4.00	15.9	19.0	75.3		20	WG1849179
1,2-Dichloropropane	78-87-5	113	4.00	18.5	ND	ND		20	WG1849179
cis-1,3-Dichloropropene	10061-01-5	111	4.00	18.2	ND	ND		20	WG1849179
trans-1,3-Dichloropropene	10061-02-6	111	4.00	18.2	ND	ND		20	WG1849179
1,4-Dioxane	123-91-1	88.10	4.00	14.4	ND	ND		20	WG1849179
Ethanol	64-17-5	46.10	25.0	47.1	217	409		20	WG1849179
Ethylbenzene	100-41-4	106	4.00	17.3	463	2010		20	WG1849179
4-Ethyltoluene	622-96-8	120	4.00	19.6	226	1110		20	WG1849179
Trichlorofluoromethane	75-69-4	137.40	4.00	22.5	ND	ND		20	WG1849179
Dichlorodifluoromethane	75-71-8	120.92	4.00	19.8	16.0	79.1		20	WG1849179
1,1,2-Trichlorotrifluoroethane	76-13-1	187.40	4.00	30.7	ND	ND		20	WG1849179
1,2-Dichlorotetrafluoroethane	76-14-2	171	4.00	28.0	40.3	282		20	WG1849179
Heptane	142-82-5	100	4.00	16.4	351	1440		20	WG1849179
Hexachloro-1,3-butadiene	87-68-3	261	12.6	135	ND	ND		20	WG1849179
n-Hexane	110-54-3	86.20	12.6	44.4	374	1320		20	WG1849179
Isopropylbenzene	98-82-8	120.20	4.00	19.7	382	1880		20	WG1849179
Methylene Chloride	75-09-2	84.90	4.00	13.9	ND	ND		20	WG1849179
Methyl Butyl Ketone	591-78-6	100	25.0	102	ND	ND		20	WG1849179
2-Butanone (MEK)	78-93-3	72.10	25.0	73.7	188	554		20	WG1849179
4-Methyl-2-pentanone (MIBK)	108-10-1	100.10	25.0	102	ND	ND		20	WG1849179
Methyl methacrylate	80-62-6	100.12	4.00	16.4	ND	ND		20	WG1849179
MTBE	1634-04-4	88.10	4.00	14.4	ND	ND		20	WG1849179
Naphthalene	91-20-3	128	12.6	66.0	ND	ND		20	WG1849179
2-Propanol	67-63-0	60.10	25.0	61.5	ND	ND		20	WG1849179
Propene	115-07-1	42.10	25.0	43.0	ND	ND		20	WG1849179
Styrene	100-42-5	104	4.00	17.0	ND	ND		20	WG1849179
1,1,2,2-Tetrachloroethane	79-34-5	168	4.00	27.5	ND	ND		20	WG1849179
Tetrachloroethylene	127-18-4	166	4.00	27.2	79.5	540		20	WG1849179
Tetrahydrofuran	109-99-9	72.10	4.00	11.8	ND	ND		20	WG1849179
Toluene	108-88-3	92.10	10.0	37.7	484	1820		20	WG1849179
1,2,4-Trichlorobenzene	120-82-1	181	12.6	93.3	ND	ND		20	WG1849179

Volatile Organic Compounds (MS) by Method TO-15

Analyte	CAS #	Mol. Wt.	RDL1 ppbv	RDL2 ug/m3	Result ppbv	Result ug/m3	Qualifier	Dilution	Batch
1,1,1-Trichloroethane	71-55-6	133	4.00	21.8	ND	ND		20	WG1849179
1,1,2-Trichloroethane	79-00-5	133	4.00	21.8	ND	ND		20	WG1849179
Trichloroethylene	79-01-6	131	4.00	21.4	94.6	507		20	WG1849179
1,2,4-Trimethylbenzene	95-63-6	120	4.00	19.6	462	2270		20	WG1849179
1,3,5-Trimethylbenzene	108-67-8	120	4.00	19.6	188	923		20	WG1849179
2,2,4-Trimethylpentane	540-84-1	114.22	4.00	18.7	1430	6680		20	WG1849179
Vinyl chloride	75-01-4	62.50	4.00	10.2	427	1090		20	WG1849179
Vinyl Bromide	593-60-2	106.95	4.00	17.5	ND	ND		20	WG1849179
Vinyl acetate	108-05-4	86.10	4.00	14.1	ND	ND	J4	20	WG1849179
m&p-Xylene	1330-20-7	106	8.00	34.7	573	2480		20	WG1849179
o-Xylene	95-47-6	106	4.00	17.3	292	1270		20	WG1849179
(S) 1,4-Bromofluorobenzene	*460-00-4*	*175*	*60.0-140*		*269*		J1		WG1849179

Sample Narrative:

L1482434-04 WG1849179: Surrogate failure due to matrix interference

Organic Compounds (GC) by Method ASTM 1946

Analyte	CAS #	Mol. Wt.	RDL %	Result %	Qualifier	Dilution	Batch
Helium	7440-59-7		0.100	0.312		1	WG1850628

Organic Compounds (GC) by Method D1946

Analyte	CAS #	Mol. Wt.	RDL %	Result %	Qualifier	Dilution	Batch
Methane	74-82-8	16	4.00	ND		10	WG1850629

Volatile Organic Compounds (MS) by Method TO-15

Analyte	CAS #	Mol. Wt.	RDL1 ppbv	RDL2 ug/m3	Result ppbv	Result ug/m3	Qualifier	Dilution	Batch
Acetone	67-64-1	58.10	12.5	29.7	ND	ND		10	WG1849586
Allyl chloride	107-05-1	76.53	2.00	6.26	ND	ND		10	WG1849586
Benzene	71-43-2	78.10	2.00	6.39	23.1	73.8		10	WG1849586
Benzyl Chloride	100-44-7	127	2.00	10.4	ND	ND		10	WG1849586
Bromodichloromethane	75-27-4	164	2.00	13.4	ND	ND		10	WG1849586
Bromoform	75-25-2	253	6.00	62.1	ND	ND		10	WG1849586
Bromomethane	74-83-9	94.90	2.00	7.76	ND	ND		10	WG1849586
1,3-Butadiene	106-99-0	54.10	20.0	44.3	ND	ND		10	WG1849586
Carbon disulfide	75-15-0	76.10	2.00	6.22	ND	ND		10	WG1849586
Carbon tetrachloride	56-23-5	154	2.00	12.6	ND	ND		10	WG1849586
Chlorobenzene	108-90-7	113	2.00	9.24	42.3	195		10	WG1849586
Chloroethane	75-00-3	64.50	2.00	5.28	ND	ND		10	WG1849586
Chloroform	67-66-3	119	2.00	9.73	ND	ND		10	WG1849586
Chloromethane	74-87-3	50.50	2.00	4.13	ND	ND		10	WG1849586
2-Chlorotoluene	95-49-8	126	2.00	10.3	ND	ND		10	WG1849586
Cyclohexane	110-82-7	84.20	2.00	6.89	83.7	288		10	WG1849586
Dibromochloromethane	124-48-1	208	2.00	17.0	ND	ND		10	WG1849586
1,2-Dibromoethane	106-93-4	188	2.00	15.4	ND	ND		10	WG1849586
1,2-Dichlorobenzene	95-50-1	147	2.00	12.0	ND	ND		10	WG1849586
1,3-Dichlorobenzene	541-73-1	147	2.00	12.0	ND	ND		10	WG1849586
1,4-Dichlorobenzene	106-46-7	147	2.00	12.0	ND	ND		10	WG1849586
1,2-Dichloroethane	107-06-2	99	2.00	8.10	ND	ND		10	WG1849586
1,1-Dichloroethane	75-34-3	98	2.00	8.02	ND	ND		10	WG1849586
1,1-Dichloroethene	75-35-4	96.90	2.00	7.93	ND	ND		10	WG1849586
cis-1,2-Dichloroethene	156-59-2	96.90	2.00	7.93	2.62	10.4		10	WG1849586
trans-1,2-Dichloroethene	156-60-5	96.90	2.00	7.93	ND	ND		10	WG1849586
1,2-Dichloropropane	78-87-5	113	2.00	9.24	ND	ND		10	WG1849586
cis-1,3-Dichloropropene	10061-01-5	111	2.00	9.08	ND	ND		10	WG1849586
trans-1,3-Dichloropropene	10061-02-6	111	2.00	9.08	ND	ND		10	WG1849586
1,4-Dioxane	123-91-1	88.10	2.00	7.21	ND	ND		10	WG1849586
Ethanol	64-17-5	46.10	12.5	23.6	24.0	45.3		10	WG1849586
Ethylbenzene	100-41-4	106	2.00	8.67	5.65	24.5		10	WG1849586
4-Ethyltoluene	622-96-8	120	2.00	9.82	ND	ND		10	WG1849586
Trichlorofluoromethane	75-69-4	137.40	2.00	11.2	ND	ND		10	WG1849586
Dichlorodifluoromethane	75-71-8	120.92	2.00	9.89	6.48	32.0		10	WG1849586
1,1,2-Trichlorotrifluoroethane	76-13-1	187.40	2.00	15.3	ND	ND		10	WG1849586
1,2-Dichlorotetrafluoroethane	76-14-2	171	2.00	14.0	21.8	152		10	WG1849586
Heptane	142-82-5	100	2.00	8.18	80.1	328		10	WG1849586
Hexachloro-1,3-butadiene	87-68-3	261	6.30	67.3	ND	ND		10	WG1849586
n-Hexane	110-54-3	86.20	6.30	22.2	51.9	183		10	WG1849586
Isopropylbenzene	98-82-8	120.20	2.00	9.83	17.4	85.5		10	WG1849586
Methylene Chloride	75-09-2	84.90	2.00	6.94	ND	ND		10	WG1849586
Methyl Butyl Ketone	591-78-6	100	12.5	51.1	ND	ND		10	WG1849586
2-Butanone (MEK)	78-93-3	72.10	12.5	36.9	ND	ND		10	WG1849586
4-Methyl-2-pentanone (MIBK)	108-10-1	100.10	12.5	51.2	ND	ND		10	WG1849586
Methyl methacrylate	80-62-6	100.12	2.00	8.19	ND	ND		10	WG1849586
MTBE	1634-04-4	88.10	2.00	7.21	16.3	58.7		10	WG1849586
Naphthalene	91-20-3	128	6.30	33.0	ND	ND		10	WG1849586
2-Propanol	67-63-0	60.10	12.5	30.7	ND	ND		10	WG1849586
Propene	115-07-1	42.10	12.5	21.5	ND	ND		10	WG1849586
Styrene	100-42-5	104	2.00	8.51	ND	ND		10	WG1849586
1,1,2,2-Tetrachloroethane	79-34-5	168	2.00	13.7	ND	ND		10	WG1849586
Tetrachloroethylene	127-18-4	166	2.00	13.6	ND	ND		10	WG1849586
Tetrahydrofuran	109-99-9	72.10	2.00	5.90	10.1	29.8		10	WG1849586
Toluene	108-88-3	92.10	5.00	18.8	12.2	46.0		10	WG1849586
1,2,4-Trichlorobenzene	120-82-1	181	6.30	46.6	ND	ND		10	WG1849586

Volatile Organic Compounds (MS) by Method TO-15

Analyte	CAS #	Mol. Wt.	RDL1 ppbv	RDL2 ug/m3	Result ppbv	Result ug/m3	Qualifier	Dilution	Batch
1,1,1-Trichloroethane	71-55-6	133	2.00	10.9	ND	ND		10	WG1849586
1,1,2-Trichloroethane	79-00-5	133	2.00	10.9	ND	ND		10	WG1849586
Trichloroethylene	79-01-6	131	2.00	10.7	ND	ND		10	WG1849586
1,2,4-Trimethylbenzene	95-63-6	120	2.00	9.82	12.3	60.4		10	WG1849586
1,3,5-Trimethylbenzene	108-67-8	120	2.00	9.82	4.42	21.7		10	WG1849586
2,2,4-Trimethylpentane	540-84-1	114.22	2.00	9.34	ND	ND		10	WG1849586
Vinyl chloride	75-01-4	62.50	2.00	5.11	9.47	24.2		10	WG1849586
Vinyl Bromide	593-60-2	106.95	2.00	8.75	ND	ND		10	WG1849586
Vinyl acetate	108-05-4	86.10	2.00	7.04	ND	ND		10	WG1849586
m&p-Xylene	1330-20-7	106	4.00	17.3	12.2	52.9		10	WG1849586
o-Xylene	95-47-6	106	2.00	8.67	11.6	50.3		10	WG1849586
(S) 1,4-Bromofluorobenzene	*460-00-4*	*175*	*60.0-140*		*126*				WG1849586

Sample Narrative:

L1482434-05 WG1849586: Lowest possible dilution due to sample matrix.

Organic Compounds (GC) by Method ASTM 1946

Analyte	CAS #	Mol. Wt.	RDL %	Result %	Qualifier	Dilution	Batch
Helium	7440-59-7		0.100	ND		1	WG1850628

Organic Compounds (GC) by Method D1946

Analyte	CAS #	Mol. Wt.	RDL %	Result %	Qualifier	Dilution	Batch
Methane	74-82-8	16	0.400	ND		1	WG1849294

Volatile Organic Compounds (MS) by Method TO-15

Analyte	CAS #	Mol. Wt.	RDL1 ppbv	RDL2 ug/m3	Result ppbv	Result ug/m3	Qualifier	Dilution	Batch
Acetone	67-64-1	58.10	1.25	2.97	ND	ND		1	WG1849179
Allyl chloride	107-05-1	76.53	0.200	0.626	ND	ND		1	WG1849179
Benzene	71-43-2	78.10	0.200	0.639	16.4	52.4		1	WG1849179
Benzyl Chloride	100-44-7	127	0.200	1.04	ND	ND		1	WG1849179
Bromodichloromethane	75-27-4	164	0.200	1.34	ND	ND		1	WG1849179
Bromoform	75-25-2	253	0.600	6.21	ND	ND		1	WG1849179
Bromomethane	74-83-9	94.90	0.200	0.776	ND	ND		1	WG1849179
1,3-Butadiene	106-99-0	54.10	2.00	4.43	ND	ND		1	WG1849179
Carbon disulfide	75-15-0	76.10	0.200	0.622	ND	ND		1	WG1849179
Carbon tetrachloride	56-23-5	154	0.200	1.26	ND	ND		1	WG1849179
Chlorobenzene	108-90-7	113	4.00	18.5	662	3060		20	WG1849571
Chloroethane	75-00-3	64.50	0.200	0.528	ND	ND		1	WG1849179
Chloroform	67-66-3	119	0.200	0.973	ND	ND		1	WG1849179
Chloromethane	74-87-3	50.50	0.200	0.413	ND	ND		1	WG1849179
2-Chlorotoluene	95-49-8	126	0.200	1.03	ND	ND		1	WG1849179
Cyclohexane	110-82-7	84.20	0.200	0.689	51.4	177		1	WG1849179
Dibromochloromethane	124-48-1	208	0.200	1.70	ND	ND		1	WG1849179
1,2-Dibromoethane	106-93-4	188	0.200	1.54	ND	ND		1	WG1849179
1,2-Dichlorobenzene	95-50-1	147	0.200	1.20	ND	ND		1	WG1849179
1,3-Dichlorobenzene	541-73-1	147	0.200	1.20	ND	ND		1	WG1849179
1,4-Dichlorobenzene	106-46-7	147	0.200	1.20	20.5	123		1	WG1849179
1,2-Dichloroethane	107-06-2	99	0.200	0.810	ND	ND		1	WG1849179
1,1-Dichloroethane	75-34-3	98	0.200	0.802	ND	ND		1	WG1849179
1,1-Dichloroethene	75-35-4	96.90	0.200	0.793	ND	ND		1	WG1849179
cis-1,2-Dichloroethene	156-59-2	96.90	0.200	0.793	1.66	6.58		1	WG1849179
trans-1,2-Dichloroethene	156-60-5	96.90	0.200	0.793	ND	ND		1	WG1849179
1,2-Dichloropropane	78-87-5	113	0.200	0.924	ND	ND		1	WG1849179
cis-1,3-Dichloropropene	10061-01-5	111	0.200	0.908	ND	ND		1	WG1849179
trans-1,3-Dichloropropene	10061-02-6	111	0.200	0.908	ND	ND		1	WG1849179
1,4-Dioxane	123-91-1	88.10	0.200	0.721	ND	ND		1	WG1849179
Ethanol	64-17-5	46.10	1.25	2.36	ND	ND		1	WG1849179
Ethylbenzene	100-41-4	106	0.200	0.867	3.55	15.4		1	WG1849179
4-Ethyltoluene	622-96-8	120	0.200	0.982	ND	ND		1	WG1849179
Trichlorofluoromethane	75-69-4	137.40	0.200	1.12	ND	ND		1	WG1849179
Dichlorodifluoromethane	75-71-8	120.92	0.200	0.989	ND	ND		1	WG1849179
1,1,2-Trichlorotrifluoroethane	76-13-1	187.40	0.200	1.53	ND	ND		1	WG1849179
1,2-Dichlorotetrafluoroethane	76-14-2	171	0.200	1.40	15.4	108		1	WG1849179
Heptane	142-82-5	100	0.200	0.818	50.7	207		1	WG1849179
Hexachloro-1,3-butadiene	87-68-3	261	0.630	6.73	ND	ND		1	WG1849179
n-Hexane	110-54-3	86.20	0.630	2.22	38.3	135		1	WG1849179
Isopropylbenzene	98-82-8	120.20	0.200	0.983	ND	ND		1	WG1849179
Methylene Chloride	75-09-2	84.90	0.200	0.694	ND	ND		1	WG1849179
Methyl Butyl Ketone	591-78-6	100	1.25	5.11	ND	ND		1	WG1849179
2-Butanone (MEK)	78-93-3	72.10	1.25	3.69	1.76	5.19		1	WG1849179
4-Methyl-2-pentanone (MIBK)	108-10-1	100.10	1.25	5.12	ND	ND		1	WG1849179
Methyl methacrylate	80-62-6	100.12	0.200	0.819	ND	ND		1	WG1849179
MTBE	1634-04-4	88.10	0.200	0.721	ND	ND		1	WG1849179
Naphthalene	91-20-3	128	0.630	3.30	ND	ND		1	WG1849179
2-Propanol	67-63-0	60.10	1.25	3.07	ND	ND		1	WG1849179
Propene	115-07-1	42.10	1.25	2.15	ND	ND		1	WG1849179
Styrene	100-42-5	104	0.200	0.851	ND	ND		1	WG1849179
1,1,2,2-Tetrachloroethane	79-34-5	168	0.200	1.37	ND	ND		1	WG1849179
Tetrachloroethylene	127-18-4	166	0.200	1.36	2.52	17.1		1	WG1849179
Tetrahydrofuran	109-99-9	72.10	0.200	0.590	ND	ND		1	WG1849179
Toluene	108-88-3	92.10	0.500	1.88	6.17	23.2		1	WG1849179
1,2,4-Trichlorobenzene	120-82-1	181	0.630	4.66	ND	ND		1	WG1849179

Volatile Organic Compounds (MS) by Method TO-15

Analyte	CAS #	Mol. Wt.	RDL1 ppbv	RDL2 ug/m3	Result ppbv	Result ug/m3	Qualifier	Dilution	Batch
1,1,1-Trichloroethane	71-55-6	133	0.200	1.09	ND	ND		1	WG1849179
1,1,2-Trichloroethane	79-00-5	133	0.200	1.09	ND	ND		1	WG1849179
Trichloroethylene	79-01-6	131	0.200	1.07	ND	ND		1	WG1849179
1,2,4-Trimethylbenzene	95-63-6	120	0.200	0.982	1.65	8.10		1	WG1849179
1,3,5-Trimethylbenzene	108-67-8	120	0.200	0.982	ND	ND		1	WG1849179
2,2,4-Trimethylpentane	540-84-1	114.22	0.200	0.934	12.4	57.9		1	WG1849179
Vinyl chloride	75-01-4	62.50	0.200	0.511	ND	ND		1	WG1849179
Vinyl Bromide	593-60-2	106.95	0.200	0.875	ND	ND		1	WG1849179
Vinyl acetate	108-05-4	86.10	0.200	0.704	ND	ND	J4	1	WG1849179
m&p-Xylene	1330-20-7	106	0.400	1.73	6.19	26.8		1	WG1849179
o-Xylene	95-47-6	106	0.200	0.867	4.22	18.3		1	WG1849179
(S) 1,4-Bromofluorobenzene	*460-00-4*	*175*	*60.0-140*		*521*		J1		WG1849179
(S) 1,4-Bromofluorobenzene	*460-00-4*	*175*	*60.0-140*		*100*				WG1849571

Sample Narrative:

L1482434-06 WG1849179: Surrogate failure due to matrix interference

Organic Compounds (GC) by Method ASTM 1946

Analyte	CAS #	Mol. Wt.	RDL %	Result %	Qualifier	Dilution	Batch
Helium	7440-59-7		0.100	ND		1	WG1850628

Organic Compounds (GC) by Method D1946

Analyte	CAS #	Mol. Wt.	RDL %	Result %	Qualifier	Dilution	Batch
Methane	74-82-8	16	0.400	ND		1	WG1849294

Method Blank (MB)

(MB) R3781695-3 04/15/22 10:02

Analyte	MB Result ppbv	MB Qualifier	MB MDL ppbv	MB RDL ppbv
Acetone	U		0.584	1.25
Allyl Chloride	U		0.114	0.200
Benzene	U		0.0715	0.200
Benzyl Chloride	U		0.0598	0.200
Bromodichloromethane	U		0.0702	0.200
Bromoform	U		0.0732	0.600
Bromomethane	U		0.0982	0.200
1,3-Butadiene	U		0.104	2.00
Carbon disulfide	U		0.102	0.200
Carbon tetrachloride	U		0.0732	0.200
Chlorobenzene	U		0.0832	0.200
Chloroethane	U		0.0996	0.200
Chloroform	U		0.0717	0.200
Chloromethane	U		0.103	0.200
2-Chlorotoluene	U		0.0828	0.200
Cyclohexane	U		0.0753	0.200
Dibromochloromethane	U		0.0727	0.200
1,2-Dibromoethane	U		0.0721	0.200
1,2-Dichlorobenzene	U		0.128	0.200
1,3-Dichlorobenzene	U		0.182	0.200
1,4-Dichlorobenzene	U		0.0557	0.200
1,2-Dichloroethane	U		0.0700	0.200
1,1-Dichloroethane	U		0.0723	0.200
1,1-Dichloroethene	U		0.0762	0.200
cis-1,2-Dichloroethene	U		0.0784	0.200
trans-1,2-Dichloroethene	U		0.0673	0.200
1,2-Dichloropropane	U		0.0760	0.200
cis-1,3-Dichloropropene	U		0.0689	0.200
trans-1,3-Dichloropropene	U		0.0728	0.200
1,4-Dioxane	U		0.0833	0.200
Ethanol	U		0.265	1.25
Ethylbenzene	U		0.0835	0.200
4-Ethyltoluene	U		0.0783	0.200
Trichlorofluoromethane	U		0.0819	0.200
Dichlorodifluoromethane	U		0.137	0.200
1,1,2-Trichlorotrifluoroethane	U		0.0793	0.200
1,2-Dichlorotetrafluoroethane	U		0.0890	0.200
Heptane	U		0.104	0.200
Hexachloro-1,3-butadiene	U		0.105	0.630
n-Hexane	U		0.206	0.630

Method Blank (MB)

(MB) R3781695-3 04/15/22 10:02

Analyte	MB Result ppbv	MB Qualifier	MB MDL ppbv	MB RDL ppbv
Isopropylbenzene	U		0.0777	0.200
Methylene Chloride	U		0.0979	0.200
Methyl Butyl Ketone	U		0.133	1.25
2-Butanone (MEK)	U		0.0814	1.25
4-Methyl-2-pentanone (MIBK)	U		0.0765	1.25
Methyl Methacrylate	U		0.0876	0.200
MTBE	0.0681	J	0.0647	0.200
Naphthalene	U		0.350	0.630
2-Propanol	U		0.264	1.25
Propene	0.186	J	0.0932	1.25
Styrene	U		0.0788	0.200
1,1,2,2-Tetrachloroethane	U		0.0743	0.200
Tetrachloroethylene	U		0.0814	0.200
Tetrahydrofuran	U		0.0734	0.200
Toluene	U		0.0870	0.500
1,2,4-Trichlorobenzene	U		0.148	0.630
1,1,1-Trichloroethane	U		0.0736	0.200
1,1,2-Trichloroethane	U		0.0775	0.200
Trichloroethylene	U		0.0680	0.200
1,2,4-Trimethylbenzene	U		0.0764	0.200
1,3,5-Trimethylbenzene	U		0.0779	0.200
2,2,4-Trimethylpentane	U		0.133	0.200
Vinyl chloride	U		0.0949	0.200
Vinyl Bromide	U		0.0852	0.200
Vinyl acetate	U		0.116	0.200
m&p-Xylene	U		0.135	0.400
o-Xylene	U		0.0828	0.200
(S) 1,4-Bromofluorobenzene	*98.9*			*60.0-140*

Laboratory Control Sample (LCS) • Laboratory Control Sample Duplicate (LCSD)

(LCS) R3781695-1 04/15/22 08:43 • (LCSD) R3781695-2 04/15/22 09:23

Analyte	Spike Amount ppbv	LCS Result ppbv	LCSD Result ppbv	LCS Rec. %	LCSD Rec. %	Rec. Limits %	LCS Qualifier	LCSD Qualifier	RPD %	RPD Limits %
Acetone	3.75	4.57	4.59	122	122	70.0-130			0.437	25
Allyl Chloride	3.75	4.63	4.64	123	124	70.0-130			0.216	25
Benzene	3.75	4.60	4.65	123	124	70.0-130			1.08	25
Benzyl Chloride	3.75	4.77	4.65	127	124	70.0-152			2.55	25
Bromodichloromethane	3.75	4.60	4.63	123	123	70.0-130			0.650	25

Laboratory Control Sample (LCS) • Laboratory Control Sample Duplicate (LCSD)

(LCS) R3781695-1 04/15/22 08:43 • (LCSD) R3781695-2 04/15/22 09:23

Analyte	Spike Amount ppbv	LCS Result ppbv	LCSD Result ppbv	LCS Rec. %	LCSD Rec. %	Rec. Limits %	LCS Qualifier	LCSD Qualifier	RPD %	RPD Limits %
Bromoform	3.75	4.65	4.69	124	125	70.0-130			0.857	25
Bromomethane	3.75	4.46	4.59	119	122	70.0-130			2.87	25
1,3-Butadiene	3.75	4.22	4.44	113	118	70.0-130			5.08	25
Carbon disulfide	3.75	4.64	4.71	124	126	70.0-130			1.50	25
Carbon tetrachloride	3.75	4.58	4.64	122	124	70.0-130			1.30	25
Chlorobenzene	3.75	4.63	4.67	123	125	70.0-130			0.860	25
Chloroethane	3.75	4.46	4.55	119	121	70.0-130			2.00	25
Chloroform	3.75	4.62	4.69	123	125	70.0-130			1.50	25
Chloromethane	3.75	4.61	4.64	123	124	70.0-130			0.649	25
2-Chlorotoluene	3.75	4.62	4.68	123	125	70.0-130			1.29	25
Cyclohexane	3.75	4.70	4.71	125	126	70.0-130			0.213	25
Dibromochloromethane	3.75	4.63	4.62	123	123	70.0-130			0.216	25
1,2-Dibromoethane	3.75	4.65	4.69	124	125	70.0-130			0.857	25
1,2-Dichlorobenzene	3.75	4.63	4.61	123	123	70.0-130			0.433	25
1,3-Dichlorobenzene	3.75	4.61	4.60	123	123	70.0-130			0.217	25
1,4-Dichlorobenzene	3.75	4.63	4.62	123	123	70.0-130			0.216	25
1,2-Dichloroethane	3.75	4.63	4.68	123	125	70.0-130			1.07	25
1,1-Dichloroethane	3.75	4.66	4.71	124	126	70.0-130			1.07	25
1,1-Dichloroethene	3.75	4.56	4.63	122	123	70.0-130			1.52	25
cis-1,2-Dichloroethene	3.75	4.69	4.69	125	125	70.0-130			0.000	25
trans-1,2-Dichloroethene	3.75	4.62	4.72	123	126	70.0-130			2.14	25
1,2-Dichloropropane	3.75	4.63	4.67	123	125	70.0-130			0.860	25
cis-1,3-Dichloropropene	3.75	4.63	4.67	123	125	70.0-130			0.860	25
trans-1,3-Dichloropropene	3.75	4.69	4.64	125	124	70.0-130			1.07	25
1,4-Dioxane	3.75	4.62	4.64	123	124	70.0-140			0.432	25
Ethanol	3.75	4.30	4.44	115	118	55.0-148			3.20	25
Ethylbenzene	3.75	4.65	4.68	124	125	70.0-130			0.643	25
4-Ethyltoluene	3.75	4.71	4.73	126	126	70.0-130			0.424	25
Trichlorofluoromethane	3.75	4.51	4.55	120	121	70.0-130			0.883	25
Dichlorodifluoromethane	3.75	4.61	4.70	123	125	64.0-139			1.93	25
1,1,2-Trichlorotrifluoroethane	3.75	4.59	4.68	122	125	70.0-130			1.94	25
1,2-Dichlorotetrafluoroethane	3.75	4.62	4.67	123	125	70.0-130			1.08	25
Heptane	3.75	4.74	4.80	126	128	70.0-130			1.26	25
Hexachloro-1,3-butadiene	3.75	4.41	4.34	118	116	70.0-151			1.60	25
n-Hexane	3.75	4.70	4.75	125	127	70.0-130			1.06	25
Isopropylbenzene	3.75	4.65	4.70	124	125	70.0-130			1.07	25
Methylene Chloride	3.75	4.54	4.59	121	122	70.0-130			1.10	25
Methyl Butyl Ketone	3.75	4.70	4.84	125	129	70.0-149			2.94	25
Methyl Ethyl Ketone	3.75	4.77	4.71	127	126	70.0-130			1.27	25
4-Methyl-2-pentanone (MIBK)	3.75	4.68	4.78	125	127	70.0-139			2.11	25

Laboratory Control Sample (LCS) • Laboratory Control Sample Duplicate (LCSD)

(LCS) R3781695-1 04/15/22 08:43 • (LCSD) R3781695-2 04/15/22 09:23

Analyte	Spike Amount ppbv	LCS Result ppbv	LCSD Result ppbv	LCS Rec. %	LCSD Rec. %	Rec. Limits %	LCS Qualifier	LCSD Qualifier	RPD %	RPD Limits %
Methyl Methacrylate	3.75	4.63	4.61	123	123	70.0-130			0.433	25
MTBE	3.75	4.65	4.71	124	126	70.0-130			1.28	25
Naphthalene	3.75	4.61	4.58	123	122	70.0-159			0.653	25
2-Propanol	3.75	4.56	4.64	122	124	70.0-139			1.74	25
Propene	3.75	4.69	4.76	125	127	64.0-144			1.48	25
Styrene	3.75	4.71	4.73	126	126	70.0-130			0.424	25
1,1,2,2-Tetrachloroethane	3.75	4.60	4.63	123	123	70.0-130			0.650	25
Tetrachloroethylene	3.75	4.55	4.61	121	123	70.0-130			1.31	25
Tetrahydrofuran	3.75	4.73	4.78	126	127	70.0-137			1.05	25
Toluene	3.75	4.65	4.68	124	125	70.0-130			0.643	25
1,2,4-Trichlorobenzene	3.75	4.53	4.42	121	118	70.0-160			2.46	25
1,1,1-Trichloroethane	3.75	4.63	4.68	123	125	70.0-130			1.07	25
1,1,2-Trichloroethane	3.75	4.63	4.70	123	125	70.0-130			1.50	25
Trichloroethylene	3.75	4.56	4.58	122	122	70.0-130			0.438	25
1,2,4-Trimethylbenzene	3.75	4.64	4.66	124	124	70.0-130			0.430	25
1,3,5-Trimethylbenzene	3.75	4.63	4.64	123	124	70.0-130			0.216	25
2,2,4-Trimethylpentane	3.75	4.72	4.82	126	129	70.0-130			2.10	25
Vinyl chloride	3.75	4.35	4.60	116	123	70.0-130			5.59	25
Vinyl Bromide	3.75	4.56	4.64	122	124	70.0-130			1.74	25
Vinyl acetate	3.75	5.06	4.96	135	132	70.0-130	J4	J4	2.00	25
m&p-Xylene	7.50	9.32	9.39	124	125	70.0-130			0.748	25
o-Xylene	3.75	4.64	4.68	124	125	70.0-130			0.858	25
(S) 1,4-Bromofluorobenzene				*100*	*100*	*60.0-140*				

Method Blank (MB)

(MB) R3781929-3 04/16/22 08:36

Analyte	MB Result ppbv	MB Qualifier	MB MDL ppbv	MB RDL ppbv
Chlorobenzene	U		0.0832	0.200
(S) 1,4-Bromofluorobenzene	*93.9*			*60.0-140*

Laboratory Control Sample (LCS) • Laboratory Control Sample Duplicate (LCSD)

(LCS) R3781929-1 04/16/22 07:14 • (LCSD) R3781929-2 04/16/22 07:56

Analyte	Spike Amount ppbv	LCS Result ppbv	LCSD Result ppbv	LCS Rec. %	LCSD Rec. %	Rec. Limits %	LCS Qualifier	LCSD Qualifier	RPD %	RPD Limits %
Chlorobenzene	3.75	4.89	4.86	130	130	70.0-130			0.615	25
(S) 1,4-Bromofluorobenzene				*96.5*	*96.7*	*60.0-140*				

Method Blank (MB)

(MB) R3781875-3 04/16/22 08:05

Analyte	MB Result ppbv	MB Qualifier	MB MDL ppbv	MB RDL ppbv
Acetone	U		0.584	1.25
Allyl Chloride	U		0.114	0.200
Benzene	U		0.0715	0.200
Benzyl Chloride	U		0.0598	0.200
Bromodichloromethane	U		0.0702	0.200
Bromoform	U		0.0732	0.600
Bromomethane	U		0.0982	0.200
1,3-Butadiene	U		0.104	2.00
Carbon disulfide	U		0.102	0.200
Carbon tetrachloride	U		0.0732	0.200
Chlorobenzene	U		0.0832	0.200
Chloroethane	U		0.0996	0.200
Chloroform	U		0.0717	0.200
Chloromethane	U		0.103	0.200
2-Chlorotoluene	U		0.0828	0.200
Cyclohexane	U		0.0753	0.200
Dibromochloromethane	U		0.0727	0.200
1,2-Dibromoethane	U		0.0721	0.200
1,2-Dichlorobenzene	U		0.128	0.200
1,3-Dichlorobenzene	U		0.182	0.200
1,4-Dichlorobenzene	U		0.0557	0.200
1,2-Dichloroethane	U		0.0700	0.200
1,1-Dichloroethane	U		0.0723	0.200
1,1-Dichloroethene	U		0.0762	0.200
cis-1,2-Dichloroethene	U		0.0784	0.200
trans-1,2-Dichloroethene	U		0.0673	0.200
1,2-Dichloropropane	U		0.0760	0.200
cis-1,3-Dichloropropene	U		0.0689	0.200
trans-1,3-Dichloropropene	U		0.0728	0.200
1,4-Dioxane	U		0.0833	0.200
Ethanol	U		0.265	1.25
Ethylbenzene	U		0.0835	0.200
4-Ethyltoluene	U		0.0783	0.200
Trichlorofluoromethane	U		0.0819	0.200
Dichlorodifluoromethane	U		0.137	0.200
1,1,2-Trichlorotrifluoroethane	U		0.0793	0.200
1,2-Dichlorotetrafluoroethane	U		0.0890	0.200
Heptane	U		0.104	0.200
Hexachloro-1,3-butadiene	U		0.105	0.630
n-Hexane	U		0.206	0.630

Method Blank (MB)

(MB) R3781875-3 04/16/22 08:05

Analyte	MB Result ppbv	MB Qualifier	MB MDL ppbv	MB RDL ppbv
Isopropylbenzene	U		0.0777	0.200
Methylene Chloride	U		0.0979	0.200
Methyl Butyl Ketone	U		0.133	1.25
2-Butanone (MEK)	U		0.0814	1.25
4-Methyl-2-pentanone (MIBK)	U		0.0765	1.25
Methyl Methacrylate	U		0.0876	0.200
MTBE	U		0.0647	0.200
Naphthalene	U		0.350	0.630
2-Propanol	U		0.264	1.25
Propene	U		0.0932	1.25
Styrene	U		0.0788	0.200
1,1,2,2-Tetrachloroethane	U		0.0743	0.200
Tetrachloroethylene	U		0.0814	0.200
Tetrahydrofuran	U		0.0734	0.200
Toluene	U		0.0870	0.500
1,2,4-Trichlorobenzene	U		0.148	0.630
1,1,1-Trichloroethane	U		0.0736	0.200
1,1,2-Trichloroethane	U		0.0775	0.200
Trichloroethylene	U		0.0680	0.200
1,2,4-Trimethylbenzene	U		0.0764	0.200
1,3,5-Trimethylbenzene	U		0.0779	0.200
2,2,4-Trimethylpentane	U		0.133	0.200
Vinyl chloride	U		0.0949	0.200
Vinyl Bromide	U		0.0852	0.200
Vinyl acetate	U		0.116	0.200
m&p-Xylene	U		0.135	0.400
o-Xylene	U		0.0828	0.200
(S) 1,4-Bromofluorobenzene	*92.9*			*60.0-140*

Laboratory Control Sample (LCS) • Laboratory Control Sample Duplicate (LCSD)

(LCS) R3781875-1 04/16/22 07:02 • (LCSD) R3781875-2 04/16/22 07:35

Analyte	Spike Amount ppbv	LCS Result ppbv	LCSD Result ppbv	LCS Rec. %	LCSD Rec. %	Rec. Limits %	LCS Qualifier	LCSD Qualifier	RPD %	RPD Limits %
Acetone	3.75	3.68	3.52	98.1	93.9	70.0-130			4.44	25
Allyl Chloride	3.75	3.84	3.82	102	102	70.0-130			0.522	25
Benzene	3.75	3.98	3.97	106	106	70.0-130			0.252	25
Benzyl Chloride	3.75	4.44	4.34	118	116	70.0-152			2.28	25
Bromodichloromethane	3.75	4.04	4.02	108	107	70.0-130			0.496	25

Laboratory Control Sample (LCS) • Laboratory Control Sample Duplicate (LCSD)

(LCS) R3781875-1 04/16/22 07:02 • (LCSD) R3781875-2 04/16/22 07:35

Analyte	Spike Amount ppbv	LCS Result ppbv	LCSD Result ppbv	LCS Rec. %	LCSD Rec. %	Rec. Limits %	LCS Qualifier	LCSD Qualifier	RPD %	RPD Limits %
Bromoform	3.75	3.89	3.85	104	103	70.0-130			1.03	25
Bromomethane	3.75	4.00	3.83	107	102	70.0-130			4.34	25
1,3-Butadiene	3.75	3.71	3.77	98.9	101	70.0-130			1.60	25
Carbon disulfide	3.75	3.82	3.76	102	100	70.0-130			1.58	25
Carbon tetrachloride	3.75	3.95	3.95	105	105	70.0-130			0.000	25
Chlorobenzene	3.75	3.81	3.80	102	101	70.0-130			0.263	25
Chloroethane	3.75	3.78	3.81	101	102	70.0-130			0.791	25
Chloroform	3.75	4.04	3.79	108	101	70.0-130			6.39	25
Chloromethane	3.75	3.86	3.84	103	102	70.0-130			0.519	25
2-Chlorotoluene	3.75	3.92	3.94	105	105	70.0-130			0.509	25
Cyclohexane	3.75	3.96	3.91	106	104	70.0-130			1.27	25
Dibromochloromethane	3.75	3.93	3.87	105	103	70.0-130			1.54	25
1,2-Dibromoethane	3.75	3.92	3.93	105	105	70.0-130			0.255	25
1,2-Dichlorobenzene	3.75	3.97	3.94	106	105	70.0-130			0.759	25
1,3-Dichlorobenzene	3.75	3.88	3.85	103	103	70.0-130			0.776	25
1,4-Dichlorobenzene	3.75	3.88	3.82	103	102	70.0-130			1.56	25
1,2-Dichloroethane	3.75	3.89	4.13	104	110	70.0-130			5.99	25
1,1-Dichloroethane	3.75	4.00	3.97	107	106	70.0-130			0.753	25
1,1-Dichloroethene	3.75	3.88	3.77	103	101	70.0-130			2.88	25
cis-1,2-Dichloroethene	3.75	4.02	3.98	107	106	70.0-130			1.00	25
trans-1,2-Dichloroethene	3.75	3.83	3.81	102	102	70.0-130			0.524	25
1,2-Dichloropropane	3.75	4.03	3.97	107	106	70.0-130			1.50	25
cis-1,3-Dichloropropene	3.75	3.99	4.04	106	108	70.0-130			1.25	25
trans-1,3-Dichloropropene	3.75	3.92	3.99	105	106	70.0-130			1.77	25
1,4-Dioxane	3.75	3.97	4.00	106	107	70.0-140			0.753	25
Ethanol	3.75	3.66	3.58	97.6	95.5	55.0-148			2.21	25
Ethylbenzene	3.75	3.91	3.81	104	102	70.0-130			2.59	25
4-Ethyltoluene	3.75	4.02	4.01	107	107	70.0-130			0.249	25
Trichlorofluoromethane	3.75	3.94	3.82	105	102	70.0-130			3.09	25
Dichlorodifluoromethane	3.75	3.65	3.61	97.3	96.3	64.0-139			1.10	25
1,1,2-Trichlorotrifluoroethane	3.75	3.76	3.77	100	101	70.0-130			0.266	25
1,2-Dichlorotetrafluoroethane	3.75	4.00	3.97	107	106	70.0-130			0.753	25
Heptane	3.75	3.91	3.84	104	102	70.0-130			1.81	25
Hexachloro-1,3-butadiene	3.75	3.74	3.77	99.7	101	70.0-151			0.799	25
n-Hexane	3.75	3.81	3.81	102	102	70.0-130			0.000	25
Isopropylbenzene	3.75	3.95	3.97	105	106	70.0-130			0.505	25
Methylene Chloride	3.75	3.84	3.76	102	100	70.0-130			2.11	25
Methyl Butyl Ketone	3.75	4.03	4.15	107	111	70.0-149			2.93	25
Methyl Ethyl Ketone	3.75	4.03	4.15	107	111	70.0-130			2.93	25
4-Methyl-2-pentanone (MIBK)	3.75	3.87	3.93	103	105	70.0-139			1.54	25

Laboratory Control Sample (LCS) • Laboratory Control Sample Duplicate (LCSD)

(LCS) R3781875-1 04/16/22 07:02 • (LCSD) R3781875-2 04/16/22 07:35

Analyte	Spike Amount ppbv	LCS Result ppbv	LCSD Result ppbv	LCS Rec. %	LCSD Rec. %	Rec. Limits %	LCS Qualifier	LCSD Qualifier	RPD %	RPD Limits %
Methyl Methacrylate	3.75	4.15	3.91	111	104	70.0-130			5.96	25
MTBE	3.75	4.02	3.98	107	106	70.0-130			1.00	25
Naphthalene	3.75	4.60	4.65	123	124	70.0-159			1.08	25
2-Propanol	3.75	3.85	3.72	103	99.2	70.0-139			3.43	25
Propene	3.75	3.54	3.57	94.4	95.2	64.0-144			0.844	25
Styrene	3.75	4.01	3.90	107	104	70.0-130			2.78	25
1,1,2,2-Tetrachloroethane	3.75	4.01	3.92	107	105	70.0-130			2.27	25
Tetrachloroethylene	3.75	3.81	3.60	102	96.0	70.0-130			5.67	25
Tetrahydrofuran	3.75	4.05	3.81	108	102	70.0-137			6.11	25
Toluene	3.75	3.86	3.82	103	102	70.0-130			1.04	25
1,2,4-Trichlorobenzene	3.75	4.95	4.94	132	132	70.0-160			0.202	25
1,1,1-Trichloroethane	3.75	4.05	3.82	108	102	70.0-130			5.84	25
1,1,2-Trichloroethane	3.75	3.90	3.89	104	104	70.0-130			0.257	25
Trichloroethylene	3.75	4.02	3.88	107	103	70.0-130			3.54	25
1,2,4-Trimethylbenzene	3.75	3.81	3.69	102	98.4	70.0-130			3.20	25
1,3,5-Trimethylbenzene	3.75	3.96	3.94	106	105	70.0-130			0.506	25
2,2,4-Trimethylpentane	3.75	3.95	3.84	105	102	70.0-130			2.82	25
Vinyl chloride	3.75	4.10	3.98	109	106	70.0-130			2.97	25
Vinyl Bromide	3.75	3.76	3.74	100	99.7	70.0-130			0.533	25
Vinyl acetate	3.75	3.95	3.91	105	104	70.0-130			1.02	25
m&p-Xylene	7.50	7.72	7.65	103	102	70.0-130			0.911	25
o-Xylene	3.75	4.02	3.86	107	103	70.0-130			4.06	25
(S) 1,4-Bromofluorobenzene				*97.2*	*98.1*	*60.0-140*				

Method Blank (MB)

(MB) R3782500-3 04/18/22 13:00

Analyte	MB Result ppbv	MB Qualifier	MB MDL ppbv	MB RDL ppbv
2,2,4-Trimethylpentane	U		0.133	0.200
(S) 1,4-Bromofluorobenzene	*96.7*			*60.0-140*

Laboratory Control Sample (LCS) • Laboratory Control Sample Duplicate (LCSD)

(LCS) R3782500-1 04/18/22 09:56 • (LCSD) R3782500-2 04/18/22 12:22

Analyte	Spike Amount ppbv	LCS Result ppbv	LCSD Result ppbv	LCS Rec. %	LCSD Rec. %	Rec. Limits %	LCS Qualifier	LCSD Qualifier	RPD %	RPD Limits %
2,2,4-Trimethylpentane	3.75	3.53	3.17	94.1	84.5	70.0-130			10.7	25
(S) 1,4-Bromofluorobenzene				*98.7*	*97.9*	*60.0-140*				

Method Blank (MB)

(MB) R3781919-3 04/17/22 09:03

Analyte	MB Result %	MB Qualifier	MB MDL %	MB RDL %
Helium	U		0.0259	0.100

Laboratory Control Sample (LCS) • Laboratory Control Sample Duplicate (LCSD)

(LCS) R3781919-1 04/17/22 08:56 • (LCSD) R3781919-2 04/17/22 08:59

Analyte	Spike Amount %	LCS Result %	LCSD Result %	LCS Rec. %	LCSD Rec. %	Rec. Limits %	LCS Qualifier	LCSD Qualifier	RPD %	RPD Limits %
Helium	2.50	2.48	2.48	99.2	99.2	70.0-130			0.000	25

Method Blank (MB)

(MB) R3782818-3 04/19/22 10:37

Analyte	MB Result	MB Qualifier	MB MDL	MB RDL
	%		%	%
Helium	U		0.0259	0.100

Laboratory Control Sample (LCS) • Laboratory Control Sample Duplicate (LCSD)

(LCS) R3782818-1 04/19/22 09:47 • (LCSD) R3782818-2 04/19/22 10:03

Analyte	Spike Amount	LCS Result	LCSD Result	LCS Rec.	LCSD Rec.	Rec. Limits	LCS Qualifier	LCSD Qualifier	RPD	RPD Limits
	%	%	%	%	%	%			%	%
Helium	2.50	2.40	2.37	96.0	94.8	70.0-130			1.26	25

Method Blank (MB)

(MB) R3782292-3 04/18/22 09:46

Analyte	MB Result %	MB Qualifier	MB MDL %	MB RDL %
Methane	U		0.0584	0.400

Laboratory Control Sample (LCS) • Laboratory Control Sample Duplicate (LCSD)

(LCS) R3782292-1 04/18/22 08:53 • (LCSD) R3782292-2 04/18/22 09:37

Analyte	Spike Amount %	LCS Result %	LCSD Result %	LCS Rec. %	LCSD Rec. %	Rec. Limits %	LCS Qualifier	LCSD Qualifier	RPD %	RPD Limits %
Methane	2.00	1.98	1.98	99.0	99.0	70.0-130			0.000	20

QUALITY CONTROL SUMMARY

L1482434-01,02,04

Method Blank (MB)

(MB) R3783128-3 04/20/22 09:11

Analyte	MB Result	MB Qualifier	MB MDL	MB RDL
	%		%	%
Methane	U		0.0584	0.400

Laboratory Control Sample (LCS) • Laboratory Control Sample Duplicate (LCSD)

(LCS) R3783128-1 04/20/22 08:54 • (LCSD) R3783128-2 04/20/22 09:02

Analyte	Spike Amount	LCS Result	LCSD Result	LCS Rec.	LCSD Rec.	Rec. Limits	LCS Qualifier	LCSD Qualifier	RPD	RPD Limits
	%	%	%	%	%	%			%	%
Methane	2.00	2.00	2.00	100	100	70.0-130			0.000	20

GLOSSARY OF TERMS

Guide to Reading and Understanding Your Laboratory Report

The information below is designed to better explain the various terms used in your report of analytical results from the Laboratory. This is not intended as a comprehensive explanation, and if you have additional questions please contact your project representative.

Results Disclaimer - Information that may be provided by the customer, and contained within this report, include Permit Limits, Project Name, Sample ID, Sample Matrix, Sample Preservation, Field Blanks, Field Spikes, Field Duplicates, On-Site Data, Sampling Collection Dates/Times, and Sampling Location. Results relate to the accuracy of this information provided, and as the samples are received.

Abbreviations and Definitions

MDL	Method Detection Limit.
ND	Not detected at the Reporting Limit (or MDL where applicable).
RDL	Reported Detection Limit.
Rec.	Recovery.
RPD	Relative Percent Difference.
SDG	Sample Delivery Group.
(S)	Surrogate (Surrogate Standard) - Analytes added to every blank, sample, Laboratory Control Sample/Duplicate and Matrix Spike/Duplicate; used to evaluate analytical efficiency by measuring recovery. Surrogates are not expected to be detected in all environmental media.
U	Not detected at the Reporting Limit (or MDL where applicable).
Analyte	The name of the particular compound or analysis performed. Some Analyses and Methods will have multiple analytes reported.
Dilution	If the sample matrix contains an interfering material, the sample preparation volume or weight values differ from the standard, or if concentrations of analytes in the sample are higher than the highest limit of concentration that the laboratory can accurately report, the sample may be diluted for analysis. If a value different than 1 is used in this field, the result reported has already been corrected for this factor.
Limits	These are the target % recovery ranges or % difference value that the laboratory has historically determined as normal for the method and analyte being reported. Successful QC Sample analysis will target all analytes recovered or duplicated within these ranges.
Qualifier	This column provides a letter and/or number designation that corresponds to additional information concerning the result reported. If a Qualifier is present, a definition per Qualifier is provided within the Glossary and Definitions page and potentially a discussion of possible implications of the Qualifier in the Case Narrative if applicable.
Result	The actual analytical final result (corrected for any sample specific characteristics) reported for your sample. If there was no measurable result returned for a specific analyte, the result in this column may state “ND” (Not Detected) or “BDL” (Below Detectable Levels). The information in the results column should always be accompanied by either an MDL (Method Detection Limit) or RDL (Reporting Detection Limit) that defines the lowest value that the laboratory could detect or report for this analyte.
Uncertainty (Radiochemistry)	Confidence level of 2 sigma.
Case Narrative (Cn)	A brief discussion about the included sample results, including a discussion of any non-conformances to protocol observed either at sample receipt by the laboratory from the field or during the analytical process. If present, there will be a section in the Case Narrative to discuss the meaning of any data qualifiers used in the report.
Quality Control Summary (Qc)	This section of the report includes the results of the laboratory quality control analyses required by procedure or analytical methods to assist in evaluating the validity of the results reported for your samples. These analyses are not being performed on your samples typically, but on laboratory generated material.
Sample Chain of Custody (Sc)	This is the document created in the field when your samples were initially collected. This is used to verify the time and date of collection, the person collecting the samples, and the analyses that the laboratory is requested to perform. This chain of custody also documents all persons (excluding commercial shippers) that have had control or possession of the samples from the time of collection until delivery to the laboratory for analysis.
Sample Results (Sr)	This section of your report will provide the results of all testing performed on your samples. These results are provided by sample ID and are separated by the analyses performed on each sample. The header line of each analysis section for each sample will provide the name and method number for the analysis reported.
Sample Summary (Ss)	This section of the Analytical Report defines the specific analyses performed for each sample ID, including the dates and times of preparation and/or analysis.

Qualifier	Description
J	The identification of the analyte is acceptable; the reported value is an estimate.
J1	Surrogate recovery limits have been exceeded; values are outside upper control limits.
J4	The associated batch QC was outside the established quality control range for accuracy.

Pace Analytical National 12065 Lebanon Rd Mount Juliet, TN 37122

Alabama	40660	Nebraska	NE-OS-15-05
Alaska	17-026	Nevada	TN000032021-1
Arizona	AZ0612	New Hampshire	2975
Arkansas	88-0469	New Jersey–NELAP	TN002
California	2932	New Mexico [1]	TN00003
Colorado	TN00003	New York	11742
Connecticut	PH-0197	North Carolina	Env375
Florida	E87487	North Carolina [1]	DW21704
Georgia	NELAP	North Carolina [3]	41
Georgia [1]	923	North Dakota	R-140
Idaho	TN00003	Ohio–VAP	CL0069
Illinois	200008	Oklahoma	9915
Indiana	C-TN-01	Oregon	TN200002
Iowa	364	Pennsylvania	68-02979
Kansas	E-10277	Rhode Island	LAO00356
Kentucky [1 6]	KY90010	South Carolina	84004002
Kentucky [2]	16	South Dakota	n/a
Louisiana	AI30792	Tennessee [1 4]	2006
Louisiana	LA018	Texas	T104704245-20-18
Maine	TN00003	Texas [5]	LAB0152
Maryland	324	Utah	TN000032021-11
Massachusetts	M-TN003	Vermont	VT2006
Michigan	9958	Virginia	110033
Minnesota	047-999-395	Washington	C847
Mississippi	TN00003	West Virginia	233
Missouri	340	Wisconsin	998093910
Montana	CERT0086	Wyoming	A2LA
A2LA – ISO 17025	1461.01	AIHA-LAP,LLC EMLAP	100789
A2LA – ISO 17025 [5]	1461.02	DOD	1461.01
Canada	1461.01	USDA	P330-15-00234
EPA–Crypto	TN00003		

[1] Drinking Water [2] Underground Storage Tanks [3] Aquatic Toxicity [4] Chemical/Microbiological [5] Mold [6] Wastewater n/a Accreditation not applicable

* Not all certifications held by the laboratory are applicable to the results reported in the attached report.

* Accreditation is only applicable to the test methods specified on each scope of accreditation held by Pace Analytical.

L1482434

Confluence Environmental, Inc.
3308 El Camino Ave, Suite 300 #148
Sacramento, CA 95821
916-760-7641 - main
916-473-8617 - fax
www.confluence-env.com

Chain of Custody

Project Name: 1055 Commercial Ct, San Jose

Job Number: FARCONOCA - 1055COMMER

TAT: (STANDARD) 5 DAY 2 DAY 24 HOUR OTHER:

D001

Lab: Pace	Site Address: 1055 Commercial Ct, San Jose, CA	Confluence PM: Jason Brown
Address: 12065 Lebanon Rd, Mount Juliet, TN	California Global ID No.:	Phone / Fax: 916-760-7641 / 916-473-8617
Contact: Brian Ford	Include EDF w/ Report: Yes No	Confluence Log Code: CESC
Phone/ Fax:	Consultant / PM: Farallon / Peter Sims	Report to: psims@farallonconsulting.com
	Phone / Fax: 949-338-8317	Invoice to: Farallon

	Sample ID	Time	Date	Matrix: Soil/Solid	Matrix: Water/Liquid	Matrix: Air	Laboratory No	No. of Containers	Preservative: Unpreserved	Preservative: H_2SO_4	Preservative: HNO_3	Preservative: HCl	Preservative: NaOH	Preservative: Summa	Requested Analysis: VOCs by TO15	Requested Analysis: Methane by ASTM D 1946	Requested Analysis: Helium	Requested Analysis:	Requested Analysis:	Requested Analysis:	Requested Analysis:	Requested Analysis: Pre Hg	Requested Analysis: Final Hg	Notes and Comments: Can #
	SV-8-5.0	0657	4/13/22			X		1						1	X	X	X					-27	-5	012341
	SV-8-7.5	0734	4/13/22			X		1						1	X	X	X					-29	-5	008027
	SV-10-5.0	0805	4/13/22			X		1						1	X	X	X					-29	-5	021226
	SV-10-10.0	0825	4/13/22			X		1						1	X	X	X					-29	-5	010727
	SV-9-5.0	0908	4/13/22			X		1						1	X	X	X					-28	-5	009299
	SV-9-8.0	0937	4/13/22			X		1						1	X	X	X					-27	-5	006978

	Relinquished By / Affiliation	Date	Time	Accepted By / Affiliation	Date	Time
Sampler's Name: T. Dooley						
Sampler's Company: Confluence Environmental	CEI	4/13/22	1321	Pace	4/13/22	1321
Shipment Date:	Pace	4/13/22	1333			
Shipment Method:	@			D. Ramsey	4/14/22	1200

Special Instructions:

NP Sample Receipt Checklist

COC Seal Present/Intact:	Y N	If Applicable	
COC Signed/Accurate:	Y N	VOA Zero Headspace:	Y N
Bottles arrive intact:	Y N	Pres.Correct/Check:	Y N
Correct bottles used:	Y N		
Sufficient volume sent:	Y N		
RAD Screen <0.5 mR/hr:	Y N		

APPENDIX G
WASTE MANIFESTS

SITE INVESTIGATION REPORT
1055 Commercial Court
San Jose, California

Farallon PN: 1071-047

Manifest

SOIL SAFE OF CA – TPST
Non-Hazardous Soils

↓ Manifest # ↓

Date of Shipment:	Responsible for Payment:	Transport Truck #:	Facility #:	Approval Number:	Load #
/ /			A07	65-3451	0 0 1

Generator and/or Consultant

Generator's Name and Billing Address:	Generator's Phone #:	
PROLOGIS TARGETED U.S. LOGISTICS FUND, L.P. PIER 1, BAY 1 SAN FRANCISCO, CA 94111	415-733-9410	
	Person to Contact:	
	FAX#:	Customer Account Number

Consultant's Name and Billing Address:	Consultant's Phone #:	
	Person to Contact:	
	FAX#:	Customer Account Number

Generation Site (Transport from): *(name & address)*	Site Phone #:	
1055 COMMERCIAL COURT 1055 COMMERCIAL COURT SAN JOSE, CA 95112	Person to Contact:	
	FAX#:	

Designated Facility (Transport to): *(name & address)*	Facility Phone #:	
SOIL SAFE 12328 HIBISCUS AVENUE ADELANTO, CA 92301	(800) 862-8001	
	Person to Contact: JOE PROVANSAL	
	FAX#: (760) 246-8004	

Transporter Name and Mailing Address:	Transporter's Phone #:	CAR000183813
BELSHIRE 25971 TOWNE CENTRE DRIVE FOOTHILL RANCH, CA 92610 BESI: 334562	949-460-5200 Person to Contact: LARRY MOOTHART	1629169
	FAX#: 949-460-5210	Customer Account Number

Description of Soil	Moisture Content	Contaminated by:	Approx. Qty:	Description of Delivery	Gross Weight	Tare Weight	Net Weight
Sand ☐ Organic ☐ Clay ☐ Other ☐	0 - 10% ☐ 10 - 20% ☐ 20% - over ☐	Gas ☐ Diesel ☐ Other ☐	9 ~~010~~ DM CH	Soil	42040	37240	4800
Sand ☐ Organic ☐ Clay ☐ Other ☐	0 - 10% ☐ 10 - 20% ☐ 20% - over ☐	Gas ☐ Diesel ☐ Other ☐					2.40

List any exception to items listed above: Scale Ticket # 166829

Generator's and/or consultant's certification: I/We certify that the soil referenced herein is taken entirely from those soils descried in the Soil Data Sheet completed and certified by me/us for the Generation Site shown above and nothing has been added or done to such soil that would alter it in any way.

Print or Type Name: Generator ☐ Consultant ☐	Signature and date:	Month	Day	Year
Larry Moothart of BESI on behalf of generator		10	13	21

Transporter

Transporter's certification: I/We acknowledge receipt of the soil referenced above and certify that such soil is being delivered in exactly the same condition as when received. I/We further certify that the soil is being directly transported from the Generation Site to the Designated Facility without off-loading, adding to, subtracting from or in any way delaying delivery to such site.

Print or Type Name:	Signature and date:	Month	Day	Year
KEITH JENSON		10	13	21

Recycling Facility

Discrepancies:

Recycling Facility certifies the receipt of the soil covered by this manifest except as noted above:

Print or Type Name:	Signature and date:
J. PROVANSAL	11-12-21

Please print or type.

1055COMM/2682549

FACILITY COPY

Soil Safe of California, Inc.

12328 Hibiscus Ave. Adelanto, CA 92301

ADE 166829

WEIGHMASTER CERTIFICATE

THIS IS TO CERTIFY that the following described commodity was weighed, measured, or counted by a weighmaster, whose signature is on this certificate, who is a recognized authority of accuracy, as prescribed by Chapter 7 (commencing with Section 12700) of Division 5 of the California Business and Professional Code, administered by the Division of Measurement Standards of the California Department of Food and Agriculture.

Manifest Number: A5-3451 Load #: 1 11/12/2021

Generator Site Information:

1055 Commercial Court

1055 Commercial Court

San Jose, Ca 95112

Weighmaster Weighed at:

SOIL SAFE OF CALIFORNIA, INC..

12328 HIBISCUS AVE

ADELANTO, CA 92301

			Lbs	Tons	
Joe Provansal	**Time In:** 12:31:51 PM	**Gross Weight:**	42040	21.02	Manual Wt
Joe Provansal	**Time out:** 12:31:52 PM	**Tare Weight:**	37240	18.62	Manual Wt
		Net Weight:	4800	2.4	

Truck Number: 400

Trailer Number: 058

Commodity: Non Haz - Solids

Driver on Gross and Tare Transporter: Besi - Ed

NO. 761185

NON-HAZARDOUS WASTE DATA FORM

BESI # 334562

GENERATOR

Generator's Name and Mailing Address
PROLOGIS TARGETED U.S. LOGISTICS FUND, L.P.
PIER 1, BAY 1
SAN FRANCISCO, CA 94111

Generator's Phone: 415-733-9410

Generator's Site Address (if different than mailing address)
1055 COMMERCIAL COURT
1055 COMMERCIAL COURT
SAN JOSE, CA 95112

Container type removed from site:
☐ Drums ☐ Vacuum Truck ☐ Roll-off Truck ☐ Dump Truck
☐ Other _____
Quantity 01

Container type transported to receiving facility:
☐ Drums ☒ Vacuum Truck ☐ Roll-off Truck ☐ Dump Truck
☐ Other _____
Quantity 01 Volume 50 gal

WASTE DESCRIPTION NON-HAZARDOUS WATER

GENERATING PROCESS WELL PURGING / DECON WATER

COMPONENTS OF WASTE	PPM	%
1. WATER		99-100%
2. TPH		<1%
3.		
4.		

Waste Profile _____ PROPERTIES: pH 7-10 ☐ SOLID ☒ LIQUID ☐ SLUDGE ☐ SLURRY ☐ OTHER _____

HANDLING INSTRUCTIONS: _____

Generator Printed/Typed Name: Larry Moothart of BESI on behalf of generator | Signature | Month 10 | Day 15 | Year 21

The Generator certifies that the waste as described is 100% non-hazardous

TRANSPORTER

Transporter 1 Company Name: BELSHIRE | Phone# 949-460-6200

Transporter 1 Printed/Typed Name: (illegible) | Signature | Month 10 | Day 15 | Year 21

Transporter Acknowledgment of Receipt of Materials

Transporter 2 Company Name: NIETO & SONS TRUCKING, INC. | Phone# 714-990-6855

Transporter 2 Printed/Typed Name: José Cabrera | Signature | Month 11 | Day 16 | Year 21

Transporter Acknowledgment of Receipt of Materials

RECEIVING FACILITY

Designated Facility Name and Site Address
WORLD OIL RECYCLING
2000 N. ALAMEDA ST.
COMPTON, CA 90222

Phone# 310-637-7100

Printed/Typed Name | Signature | Month | Day | Year

Designated Facility Owner or Operator: Certification of receipt of materials covered by this data form.

1055COMM/2684393

NO. 762935

NON-HAZARDOUS WASTE DATA FORM

BESI # 334562

GENERATOR

Generator's Name and Mailing Address
PROLOGIS TARGETED U.S. LOGISTICS FUND, L.P.
PIER 1, BAY 1
SAN FRANCISCO, CA 94111

Generator's Phone: 415-733-9410

Generator's Site Address (if different than mailing address)
1055 COMMERCIAL COURT
1055 COMMERCIAL COURT
SAN JOSE, CA 95112

Container type removed from site:
☐ Drums ☐ Vacuum Truck ☐ Roll-off Truck ☐ Dump Truck
☒ Other DECANTED FROM SOIL DRUMS
Quantity 1

Container type transported to receiving facility:
☐ Drums ☒ Vacuum Truck ☐ Roll-off Truck ☐ Dump Truck
☐ Other
Quantity 1 Volume 22 GAL

WASTE DESCRIPTION Non-Hazardous Decanted Water
GENERATING PROCESS DRILLING ACTIVITIES

COMPONENTS OF WASTE	PPM	%
1. Water		99-100%
2. TPH		<1%

COMPONENTS OF WASTE	PPM	%
3.		
4.		

Waste Profile
PROPERTIES: pH ☐ SOLID ☒ LIQUID ☐ SLUDGE ☐ SLURRY ☐ OTHER

HANDLING INSTRUCTIONS:

Generator Printed/Typed Name: Larry Moorhart of BESI on behalf of generator
Signature
Month 10 Day 13 Year 21

The Generator certifies that the waste as described is 100% non-hazardous

TRANSPORTER

Transporter 1 Company Name: BELSHIRE
Phone#: 949-460-5200

Transporter 1 Printed/Typed Name: Keith Jensen
Signature
Month 10 Day 13 Year 21

Transporter Acknowledgment of Receipt of Materials

Transporter 2 Company Name: NIETO & SONS TRUCKING, INC.
Phone#: 714-990-6955

Transporter 2 Printed/Typed Name: José Cabrera
Signature
Month 11 Day 16 Year 21

Transporter Acknowledgment of Receipt of Materials

RECEIVING FACILITY

Designated Facility Name and Site Address
WORLD OIL RECYCLING
2000 N. ALAMEDA ST.
COMPTON, CA 90222

Phone#: 310-537-7100

Printed/Typed Name: Edgar Echeverria
Signature
Month 11 Day 16 Year 21

Designated Facility Owner or Operator: Certification of receipt of materials covered by this data form.

1055COMM/2684407

NO. 763818

NON-HAZARDOUS WASTE DATA FORM

-24

BESI # 342115

GENERATOR

Generator's Name and Mailing Address
PROLOGIS TARGETED U.S. LOGISTICS FUND, L.P.
PIER 1, BAY 1
SAN FRANCISCO, CA 94111

Generator's Site Address (if different than mailing address)
1055 COMMERCIAL COURT
1055 COMMERCIAL COURT
SAN JOSE, CA 95112

Generator's Phone: 415-733-9410

Container type removed from site:
X ☐ Drums ☐ Vacuum Truck ☐ Roll-off Truck ☐ Dump Truck
☐ Other

Quantity 005

Container type transported to receiving facility:
☐ Drums ☒ Vacuum Truck ☐ Roll-off Truck ☐ Dump Truck
☐ Other

Quantity 001 Volume 215 GAL

WASTE DESCRIPTION NON-HAZARDOUS WATER

GENERATING PROCESS WELL PURGING / DECON WATER

COMPONENTS OF WASTE	PPM	%	COMPONENTS OF WASTE	PPM	%
1. WATER		99-100%	3.		
2. TPH		<1%	4.		

Waste Profile ____ PROPERTIES: pH 7-10 ☐ SOLID ☒ LIQUID ☐ SLUDGE ☐ SLURRY ☐ OTHER ____

HANDLING INSTRUCTIONS: ____

Generator Printed/Typed Name: Larry Moothart of BESI on behalf of generator
Signature:
Month 5 Day 19 Year 22

The Generator certifies that the waste as described is 100% non-hazardous

TRANSPORTER

Transporter 1 Company Name: BELSHIRE
Phone#: 949-460-5200

Transporter 1 Printed/Typed Name: Frank Torres
Signature: Frank Torres
Month 5 Day 19 Year 22

Transporter Acknowledgment of Receipt of Materials

Transporter 2 Company Name: NIETO & SONS TRUCKING, INC.
Phone#: 714-990-6855

Transporter 2 Printed/Typed Name: Miguel Garcia
Signature: Miguel Garcia
Month 5 Day 26 Year 22

Transporter Acknowledgment of Receipt of Materials

RECEIVING FACILITY

Designated Facility Name and Site Address
WORLD OIL RECYCLING
2000 N. ALAMEDA ST.
COMPTON, CA 90222

Phone#: 310-537-7100

Printed/Typed Name: SOPHAL P. SVAY
Signature:
Month 05 Day 26 Year 22

Designated Facility Owner or Operator: Certification of receipt of materials covered by this data form.

1055COMM/2854983

Manifest

SOIL SAFE OF CA – TPST
Non-Hazardous Soils

↓ Manifest # ↓

Date of Shipment:	Responsible for Payment:	Transport Truck #:	Facility #:	Approval Number:	Load #
6/10/22		876/476	A07	A5-3451	61012

Generator and/or Consultant

Generator's Name and Billing Address:
PROLOGIS TARGETED U.S. LOGISTICS FUND, L.P.
PIER 1, BAY 1
SAN FRANCISCO, CA 94111

Generator's Phone #: 415-733-9410
Person to Contact:
FAX#:
Customer Account Number:

Consultant's Name and Billing Address:

Consultant's Phone #:
Person to Contact:
FAX#:
Customer Account Number:

Generation Site (Transport from): *(name & address)*
1055 COMMERCIAL COURT
1055 COMMERCIAL COURT
SAN JOSE, CA 95112

Site Phone #:
Person to Contact:
FAX#:

Designated Facility (Transport to): *(name & address)*
SOIL SAFE
12328 HIBISCUS AVENUE
ADELANTO, CA 92301

Facility Phone #: (800) 862-8001
Person to Contact: JOE PROVANSAL
FAX#: (760) 246-8004

Transporter Name and Mailing Address:
BELSHIRE
25971 TOWNE CENTRE DRIVE
FOOTHILL RANCH, CA 92610
BESI: 342115

Transporter's Phone #: 949-460-5200
CAR000183913
Person to Contact: LARRY MOOTHART
1628169
FAX#: 949-460-5210
Customer Account Number

Description of Soil	Moisture Content	Contaminated by:	Approx. Qty:	Description of Delivery	Gross Weight	Tare Weight	Net Weight
Sand ☐ Organic ☐ Clay ☐ Other ☐	0 - 10% ☐ 10 - 20% ☐ 20% - over ☐	Gas ☐ Diesel ☐ Other ☐	011 CM	Soil	41430	38100	6220
Sand ☐ Organic ☐ Clay ☐ Other ☐	0 - 10% ☐ 10 - 20% ☐ 20% - over ☐	Gas ☐ Diesel ☐ Other ☐					311

List any exception to items listed above: Scale Ticket # to 170232

Generator's and/or consultant's certification: I/We certify that the soil referenced herein is taken entirely from those soils descried in the Soil Data Sheet completed and certified by me/us for the Generation Site shown above and nothing has been added or done to such soil that would alter it in any way.

Print or Type Name: Generator ☐ Consultant ☐
Larry Moothart of BESI on behalf of generator
Signature and date:
Month 5 Day 19 Year 22

Transporter

Transporter's certification: I/We acknowledge receipt of the soil referenced above and certify that such soil is being delivered in exactly the same condition as when received. I/We further certify that the soil is being directly transported from the Generation Site to the Designated Facility without off-loading, adding to, subtracting from or in any way delaying delivery to such site.

Print or Type Name: Frank Torres
Signature and date: Frank Torres
Month 5 Day 19 Year 22

Recycling Facility

Discrepancies:

Recycling Facility certifies the receipt of the soil covered by this manifest except as noted above:

Print or Type Name: Joe Provansal / Barry Meek / Bill Bishop
Signature and date: 6-10-22

Please print or type.

1055COMM/2860607

TRANSPORTER COPY