

Appendix G:
Traffic Memorandum

Memorandum

Date: Updated February 19, 2025
To: Robert Burns, Dokken Engineering
From: Jason Pack, P.E.
Andre Pham
Subject: Baker Bridge Replacement and Travel Demand Forecasting Memo

OC24-1082

Fehr & Peers completed travel demand forecasting for the Baker Bridge Replacement project initially in October 2024 using count data provided by San Bernardino County. A memorandum summarizing those forecasts was submitted to County Staff for review.

Since that time, we have collected updated count data on the study roadway segments which was utilized to update the project forecasts. Those were documented and reviewed by County Staff in November 2024. That memorandum was ultimately sent to Caltrans for review as well.

The purpose of this memorandum is to update the travel demand forecasting memo based on comments received from Caltrans and the County. This memorandum includes data documentation, forecasting methodology, forecast documentation, and associated roadway segment levels of service associated with the project. It is assumed that the opening year of the project will be 2030 and the design year will be 2050.

Introduction

The project consists of a bridge replacement on Baker Boulevard in Baker, California. The bridge crosses a wash area that is located between Miller Road and Death Valley Road and has a posted speed limit of 35 miles per hour (MPH).

The current bridge is a two-lane facility. The proposed project will replace the existing structure with a bridge accommodating up-to four travel lanes with a center median.



Existing Traffic Volume Information

Existing traffic volumes provided by San Bernardino County for use in this study has been updated with more recent traffic counts. The updated counts include traffic volumes by vehicle classification and were collected on September 25, 2024, through October 1, 2024. The existing traffic data is presented in **Table 1**.

Table 1 also provides an estimate of Passenger Car Equivalencies (PCEs). PCE is a factor that converts heavy vehicles to the equivalent capacity they occupy in terms of passenger cars. To estimate PCEs, medium duty vehicles were assumed to have a 2.0 PCE while heavy duty vehicles were assumed to have a 3.0 PCE.

Please note that the updated traffic count volumes are generally 1,000 PCEs higher than the previous counts provided by the County. The biggest change is in medium duty vehicles.

Table 1: Average Daily Traffic (ADT) by Vehicle Classification

Vehicle Classification ¹	Weekday ADT (Tu-Th)	Peak ADT (Fri)	Percent of Total
Passenger Car	1,900	2,900	53.2%
Medium Duty	1,300	2,000	37.7%
Heavy Duty	300	500	9.1%
<i>Total PCE²</i>	<i>5,400</i>	<i>8,400</i>	

Notes:

1. Passenger cars includes unclassified vehicles and motorcycles for purposes of this assessment.
2. PCE conversions are 2.0 for Medium Duty and 3.0 for Heavy Duty vehicles.

Traffic Forecasting Methodology

The San Bernardino Traffic Analysis Model Plus (SBTAM+) was used to generate the traffic forecasts for this assessment. SBTAM+ is a specialized subregional travel demand model created in 2023 to do forecasting for projects in San Bernadino County. It should be noted that the SBTAM+ model has limited detail in this area as Baker is represented by only one traffic analysis zone. The centroid loading to/from this TAZ is not detailed enough to get adequate forecasts in



the study area. As such, Fehr & Peers utilized SBTAM+ to develop a growth estimate by looking at TAZ growth and growth on the I-15 freeway in the study area with the assumption that growth on Baker Boulevard would be similar to growth on I-15.

Additionally, SBTAM+ only forecasts average weekday traffic. As such, Fehr & Peers focused on developing a growth rate from the model assuming general growth during the weekday (as a percentage of existing travel) would be representative of growth on the weekend (as a percentage of existing travel). Using this technique, the growth percentage is applied to the weekend counts to forecast growth during the weekend when there is more traffic congestion.

The utilized growth rate was 1.86% per year to estimate future conditions. Compounding the annual growth rate over 31 years (corresponding to a design year of 2050¹) yielded a growth “factor” applied to the existing vehicle fleet mix of 1.53.

Finally, as it relates to future vehicle composition mix, Fehr & Peers utilized the existing vehicle fleet mix for that estimation and applied the same PCE conversions to estimate traffic on the study roadways.

The resulting forecast are summarized in **Table 2**.

Table 2: Future (2050) Average Daily Traffic (ADT) by Vehicle Classification

Vehicle Classification	Weekday ADT (Tu-Th)	Peak ADT (Fri)	Percent of Total
Passenger Car	3,300	5,000	53.2%
Medium Duty	2,300	3,500	37.7%
Heavy Duty	600	900	9.1%
<i>Total PCE ADT¹</i>	<i>9,700</i>	<i>14,700</i>	

Note:

1. PCE conversions are 2.0 for Medium Duty and 3.0 for Heavy Duty vehicles.

¹ Dokken identified that the design year for the project is 2050. As such, all forecasts relate to that horizon.



Level of Service (LOS) Analysis

Fehr & Peers compared the resulting forecasts to capacities identified in **Table 3** from the San Bernardino County Policy Plan. The plan utilizes volume-to-capacity ratios that correspond to resulting congestion on the roadway by giving it a letter grade of LOS C through LOS E. LOS E represents at-capacity operations.

The assumed capacities are noted below and utilize capacities for a Major Arterial/Major Highway (either two-lanes or four-lanes) and a posted speed of 35 MPH:

- Two-lane road = 19,000
- Four-lane road = 37,900

Table 3: Maximum Daily Motor Vehicle Volumes Level of Service

No. Lanes	Freeway			Divided Highway			Major Arterial / Major Highway			Major Arterial / Major Highway			Mountain Major Highway			Mountain Major Highway			Mountain Secondary Highway	
	8	6	4	6	4	2	6	4	4	4	2	2	6	4	4	2	4	2	4	2
Speed (mph)	65	65	65	55	55	55	45	45	40	35	45	40	45	45	35	45	35	35	35	35
LOS C	123,200	92,400	61,600	72,000	57,600	28,800	31,900	26,700	18,000	14,700	10,700	9,000	20,300	17,100	14,000	9,800	6,800	3,400	6,000	3,000
LOS D	148,800	111,600	74,400	81,000	64,800	34,200	54,000	51,500	35,300	33,300	18,600	17,700	35,300	33,500	31,600	17,700	14,100	7,000	10,500	6,000
LOS E	160,000	120,000	80,000	90,000	72,000	36,000	60,000	54,300	37,900	37,900	19,000	19,000	36,000	36,000	36,000	18,900	34,800	17,400	23,300	11,700

Source: *Transportation Impact Analysis – San Bernardino County Policy Plan* (Fehr & Peers, 2019).

Table 4 presents the roadway segment PCE average daily traffic volumes (ADT) analysis based on the appropriate capacities noted above.

As shown in Table 4, Baker Boulevard operates at a more congested level during the weekend analysis period compared to the typical weekday time period. This is largely due to I-15 being the primary route between Southern California and Las Vegas, resulting in increased demand for goods and services on Baker Boulevard for people traveling through this area. The segment LOS results support the consideration of a four-lane bridge by 2050 to ensure adequate capacity is available to support the increase in demand on Baker Boulevard during this peak demand period.



Table 4: Baker Bridge Roadway Level of Service Assessment

Weekend/Weekday	PCE ADT	Capacity	V/C	LOS
Existing Year Conditions (2024) (2-Lane Major Arterial/Major Highway)				
Typical Weekday	5,400	19,000	0.28	LOS C or Better
Typical Weekend	8,400	19,000	0.44	LOS C or Better
Future Year Conditions (2050) with Two Travel Lanes (2-Lane Major Arterial/Major Highway)				
Typical Weekday	9,700	19,000	0.51	LOS C or Better
Typical Weekend	14,700	19,000	0.77	LOS D
Future Year Conditions (2050) with Four Travel Lanes (4-Lane Major Arterial/Major Highway)				
Typical Weekday	9,700	37,900	0.26	LOS C or Better
Typical Weekend	14,700	37,900	0.39	LOS C or Better

Conclusion

The County's traffic impact study guidelines identify that segments in the Desert Region should operate at LOS C or better. As such, the peak weekend condition would require a four-lane roadway by year 2050 and the County should construct the structure to accommodate the four lanes.

Given that the capacity is not needed for some time (and, even then, the capacity is only needed on Fridays), the County could consider other options for this segment if desired.

We hope this information is helpful. Please contact us with any questions.

Attachments – Traffic Counts

24-HOUR ROADWAY SEGMENT COUNTS (WITH FHWA CLASSIFICATION)

PREPARED BY: AimTD LLC. tel: 714 253 7888 cs@aimtd.com

DATE: Wednesday, September 25, 2024
JOB #: SC4923

CITY: Baker
LOCATION: CLASS1 Baker Blvd between Mill Rd and Kelbaker Rd.

AM TIME	EASTBOUND													TOTAL	PM Time	EASTBOUND													TOTAL
	1	2	3	4	5	6	7	8	9	10	11	12	13			1	2	3	4	5	6	7	8	9	10	11	12	13	
0:00	1	7	3	0	2	1	0	0	1	0	0	0	0	15	12:00	0	22	22	0	4	0	0	4	3	0	0	0	55	
0:15	0	5	5	0	2	0	0	0	1	0	0	0	0	13	12:15	1	24	11	2	6	1	0	1	3	0	0	0	49	
0:30	0	2	3	0	1	0	0	1	0	0	0	0	0	7	12:30	0	17	11	1	1	0	0	0	2	0	0	0	32	
0:45	0	2	0	0	0	0	0	0	1	0	0	0	0	3	12:45	7	22	19	0	9	0	1	0	0	0	0	58		
1:00	0	4	3	0	2	0	0	0	1	0	0	0	0	10	13:00	2	24	22	0	6	3	1	0	2	0	0	60		
1:15	0	5	2	0	1	0	0	0	0	0	0	0	0	8	13:15	1	26	16	2	11	1	0	0	3	0	0	60		
1:30	0	6	1	0	0	0	0	0	1	0	0	0	0	8	13:30	2	23	18	1	6	1	0	0	2	0	0	53		
1:45	0	6	0	0	0	0	0	0	1	0	0	0	0	7	13:45	1	13	11	1	3	1	0	0	0	0	1	31		
2:00	0	2	1	0	0	0	0	0	0	0	0	0	0	3	14:00	1	10	7	2	4	1	0	0	1	0	0	26		
2:15	0	5	0	0	0	0	0	1	1	0	0	0	0	7	14:15	0	35	8	1	2	0	0	1	2	0	0	49		
2:30	0	4	0	0	0	0	0	0	1	0	0	0	0	5	14:30	0	19	5	0	3	0	0	0	1	0	0	28		
2:45	0	2	1	0	1	1	0	0	1	0	0	0	0	6	14:45	1	15	6	0	4	1	0	0	0	0	0	27		
3:00	0	3	1	1	1	0	0	0	1	0	0	0	0	7	15:00	0	21	5	1	3	0	0	0	3	0	0	33		
3:15	0	3	1	1	0	0	0	0	1	0	0	0	0	6	15:15	0	18	9	0	5	0	0	0	2	0	0	34		
3:30	0	3	1	0	0	0	0	0	1	0	0	0	0	5	15:30	0	13	6	1	7	0	0	2	3	0	0	32		
3:45	0	1	2	0	0	0	0	0	0	0	0	0	0	3	15:45	1	10	4	1	4	1	0	0	2	0	0	23		
4:00	0	3	3	0	2	0	0	0	1	0	0	0	0	9	16:00	0	12	7	0	4	0	0	0	1	1	0	25		
4:15	1	5	0	0	1	1	0	1	2	0	0	0	0	11	16:15	4	8	5	0	0	4	0	1	1	0	0	23		
4:30	0	2	3	0	1	0	0	0	2	0	0	0	0	8	16:30	0	9	4	0	2	0	0	1	0	0	0	16		
4:45	0	6	4	0	3	0	0	0	2	0	0	0	0	15	16:45	0	11	8	1	2	0	0	0	1	0	0	23		
5:00	1	3	3	1	1	1	0	0	2	0	0	0	0	12	17:00	0	7	6	0	6	0	0	0	1	0	0	20		
5:15	1	4	3	0	1	1	0	0	2	0	0	0	0	12	17:15	0	13	8	0	1	0	0	2	0	0	0	24		
5:30	0	4	5	0	0	0	0	0	2	0	0	0	0	11	17:30	3	9	6	0	3	3	0	0	1	0	0	25		
5:45	0	9	4	0	1	1	0	0	2	0	0	0	0	17	17:45	1	8	6	0	4	1	0	1	0	0	0	21		
6:00	0	5	3	0	8	0	0	2	0	0	0	0	0	18	18:00	0	12	14	1	2	0	0	1	2	0	0	32		
6:15	0	5	2	0	2	0	0	0	2	0	0	0	0	11	18:15	2	8	3	0	3	2	0	0	1	0	0	19		
6:30	0	6	2	2	2	0	1	0	1	0	0	0	0	14	18:30	2	12	4	1	0	2	0	0	0	0	1	22		
6:45	0	5	3	0	5	0	0	1	3	0	0	0	0	17	18:45	2	11	8	0	6	2	0	1	1	0	0	31		
7:00	3	8	11	1	2	3	0	0	2	0	0	0	0	30	19:00	0	4	3	0	5	1	0	0	0	0	0	13		
7:15	1	8	4	0	4	1	0	0	2	0	0	0	0	20	19:15	2	6	7	0	2	2	0	0	0	0	0	19		
7:30	1	8	4	1	3	1	0	0	1	0	0	0	0	20	19:30	0	8	6	1	4	0	0	0	0	0	0	19		
7:45	4	6	4	1	3	4	0	2	0	0	0	0	0	24	19:45	0	8	2	0	1	0	0	0	2	0	0	13		
8:00	0	9	1	1	2	0	0	0	1	0	0	0	0	14	20:00	0	11	3	1	2	0	0	1	2	0	0	20		
8:15	4	13	7	0	5	4	0	1	2	0	2	0	0	38	20:15	0	10	6	0	1	0	0	0	2	0	0	19		
8:30	1	7	8	1	5	1	0	1	1	0	0	0	0	25	20:30	0	8	1	0	1	0	0	1	1	0	0	12		
8:45	0	12	4	1	3	0	0	1	2	0	0	0	0	23	20:45	0	7	1	0	2	0	0	0	0	0	0	10		
9:00	1	5	4	0	3	1	0	0	2	0	0	0	0	16	21:00	1	13	4	1	3	1	0	1	1	0	0	25		
9:15	2	6	1	0	3	2	0	0	1	0	0	0	0	15	21:15	0	6	1	0	2	0	0	0	1	0	0	10		
9:30	1	13	4	0	6	1	0	0	1	0	0	0	0	26	21:30	0	8	4	0	1	0	0	0	0	0	0	13		
9:45	2	12	8	0	3	2	0	1	0	0	0	0	0	28	21:45	2	6	10	1	2	1	0	0	0	0	0	22		
10:00	0	18	6	2	5	1	0	1	4	0	0	0	0	37	22:00	0	9	6	1	4	0	0	0	1	0	0	22		
10:15	1	11	2	1	2	2	0	0	2	0	0	0	0	21	22:15	0	10	2	0	4	0	0	0	0	0	0	16		
10:30	0	17	6	0	6	0	0	1	1	1	0	0	0	32	22:30	0	7	2	0	1	0	0	0	0	0	0	10		
10:45	0	9	13	0	4	0	0	1	3	0	0	1	0	31	22:45	1	10	2	0	2	1	0	0	0	0	0	16		
11:00	0	15	1	2	4	0	0	0	5	0	0	0	0	27	23:00	0	8	1	0	2	0	0	0	1	0	0	12		
11:15	0	22	15	0	5	1	0	0	4	0	0	0	0	47	23:15	0	2	2	0	1	0	0	0	0	0	0	5		
11:30	0	18	11	0	4	0	0	0	2	0	0	0	0	35	23:30	1	7	3	1	1	1	0	0	1	0	0	15		
11:45	0	21	11	1	3	1	0	0	1	0	0	0	0	38	23:45	0	8	3	0	1	0	0	0	2	0	0	14		
TOTAL	25	355	184	17	112	31	1	16	70	1	2	1	0	815	TOTAL	38	588	328	22	153	31	2	18	52	1	0	3	0	1,236

AM PEAK HOUR 11:00 AM
AM PEAK VOLUME 147

PM PEAK HOUR 12:45 PM
PM PEAK VOLUME 231

CLASS 1	Class 1 — Motorcycles	CLASS 8	3 to 4 Axles, Single Trailer
CLASS 2	Passenger Cars	CLASS 9	5 Axles, Single Trailer
CLASS 3	2 Axles, 4-Tire Single Units	CLASS 10	6 or More Axles, Single Trailer
CLASS 4	Buses	CLASS 11	5 or Less Axles, Multi-Trailers
CLASS 5	2 Axles, 6-Tire Single Units	CLASS 12	6 Axles, Multi-Trailers
CLASS 6	3 Axles, Single Unit	CLASS 13	7 or More Axles, Multi-Trailers
CLASS 7	4 or More Axles, Single Unit		

TOTAL: AM+PM	63	943	512	39	265	62	3	34	122	2	2	4	0	2,051
% OF TOTAL	3.1%	46.0%	25.0%	1.9%	12.9%	3.0%	0.1%	1.7%	5.9%	0.1%	0.1%	0.2%	0.0%	100.0%

TOTAL: ALL	91	1,688	914	62	411	92	5	57	313	5	5	6	3	3,652
% OF TOTAL	2.5%	46.2%	25.0%	1.7%	11.3%	2.5%	0.1%	1.6%	8.6%	0.1%	0.1%	0.2%	0.1%	100.0%

24-HOUR ROADWAY SEGMENT COUNTS (WITH FHWA CLASSIFICATION)

PREPARED BY: AimTD LLC. tel: 714 253 7888 cs@aimtd.com

DATE: Wednesday, September 25, 2024
 JOB #: SC4923

CITY: Baker
 LOCATION: CLASS1 Baker Blvd between Mill Rd and Kelbaker Rd.

AM TIME	WESTBOUND													TOTAL	PM Time	WESTBOUND													TOTAL
	1	2	3	4	5	6	7	8	9	10	11	12	13			1	2	3	4	5	6	7	8	9	10	11	12	13	
0:00	0	3	1	0	0	0	0	0	1	0	0	0	0	5	12:00	0	19	12	1	0	0	0	1	3	0	0	0	36	
0:15	0	9	0	0	1	0	0	1	4	0	0	0	0	15	12:15	0	14	10	1	4	0	0	0	3	0	0	0	32	
0:30	0	2	2	0	0	0	0	1	0	0	0	0	0	5	12:30	0	22	16	0	2	1	0	1	4	0	0	46		
0:45	0	4	0	0	0	0	0	0	1	0	0	0	0	5	12:45	0	13	12	1	3	0	0	0	3	0	0	1	33	
1:00	0	2	1	0	2	0	0	0	1	0	0	0	0	6	13:00	0	20	15	0	1	0	0	1	3	0	0	0	40	
1:15	0	4	2	0	1	0	0	0	2	0	0	0	0	9	13:15	0	19	8	0	3	0	0	2	3	0	0	0	35	
1:30	0	3	0	0	0	0	0	0	0	0	0	0	0	3	13:30	0	11	6	1	4	0	0	0	2	0	0	1	25	
1:45	0	3	1	0	0	0	0	0	1	0	0	0	0	5	13:45	1	18	4	0	3	0	0	0	4	0	0	0	30	
2:00	0	2	0	0	1	0	0	0	1	0	0	0	0	4	14:00	0	11	11	1	3	0	0	0	1	0	0	0	27	
2:15	0	6	0	0	0	0	0	0	2	0	0	0	0	8	14:15	1	23	5	0	5	1	0	0	5	0	0	0	40	
2:30	0	3	0	0	0	0	0	0	2	0	0	0	0	5	14:30	1	16	3	1	3	0	0	0	3	0	0	0	27	
2:45	0	3	0	0	0	0	0	0	1	0	0	0	0	4	14:45	0	17	6	2	4	0	0	0	2	0	0	0	31	
3:00	0	1	0	0	0	0	0	0	1	0	0	0	0	2	15:00	0	6	4	1	2	0	0	0	2	0	0	0	15	
3:15	0	3	1	0	1	0	0	0	1	0	0	0	0	6	15:15	0	10	8	0	4	1	0	0	1	0	0	0	24	
3:30	0	1	0	0	0	0	0	1	0	0	0	0	0	2	15:30	0	4	9	0	2	0	0	0	1	0	0	0	16	
3:45	0	0	0	0	0	0	0	0	0	0	0	0	0	0	15:45	1	16	12	0	0	2	0	0	1	0	0	0	32	
4:00	0	1	0	0	1	0	0	0	1	0	0	0	0	3	16:00	0	14	12	0	3	0	0	0	5	0	0	0	34	
4:15	0	0	0	0	0	0	0	0	0	0	0	0	0	0	16:15	0	9	3	0	3	0	0	1	4	0	0	0	20	
4:30	0	3	1	0	0	0	0	0	2	0	0	0	0	6	16:30	0	4	4	1	1	0	0	0	2	0	0	0	12	
4:45	0	2	0	0	1	0	0	0	1	0	0	0	0	4	16:45	1	9	1	0	3	1	0	0	0	0	0	0	15	
5:00	0	3	3	0	0	0	0	0	2	0	0	0	0	8	17:00	5	12	6	0	2	1	0	0	2	1	0	0	29	
5:15	0	4	0	0	0	0	0	0	2	0	0	0	0	6	17:15	1	9	9	0	0	1	0	1	4	1	0	0	26	
5:30	0	5	2	0	1	0	1	0	1	0	1	0	0	11	17:30	0	11	4	0	2	0	0	0	4	0	1	0	22	
5:45	0	2	4	0	1	0	0	1	0	0	0	0	0	8	17:45	0	13	6	0	4	1	0	0	3	0	0	0	27	
6:00	1	2	3	0	3	0	0	0	0	0	0	0	0	9	18:00	0	3	9	0	2	0	0	0	0	0	0	0	14	
6:15	0	8	1	0	5	1	0	0	4	0	0	0	0	19	18:15	0	4	5	0	0	0	0	0	1	0	0	0	10	
6:30	0	7	4	0	0	0	0	1	2	0	0	0	1	15	18:30	0	8	3	0	1	0	0	2	3	0	0	0	17	
6:45	2	6	3	0	3	1	0	1	1	0	0	0	0	17	18:45	2	13	4	0	1	2	0	0	5	0	0	0	27	
7:00	0	7	6	0	2	1	0	1	2	0	0	0	0	19	19:00	0	5	4	0	2	0	0	1	1	0	0	0	13	
7:15	0	4	5	0	0	0	0	0	2	0	0	0	0	11	19:15	1	7	2	0	2	1	0	0	1	0	0	0	14	
7:30	0	7	3	0	1	0	1	1	3	0	0	0	0	16	19:30	0	9	4	0	0	0	0	0	4	0	0	0	17	
7:45	1	2	8	0	0	1	0	0	1	0	0	0	0	13	19:45	0	5	3	0	1	0	0	0	3	0	0	0	12	
8:00	0	8	6	0	2	2	0	0	2	0	0	0	0	20	20:00	0	4	4	1	1	0	0	0	1	0	0	0	11	
8:15	0	9	7	1	3	0	0	0	2	4	0	1	0	27	20:15	0	10	3	0	0	0	0	0	2	0	0	0	15	
8:30	1	13	2	0	2	2	0	0	5	0	0	0	0	25	20:30	1	3	1	0	2	1	0	0	0	1	0	0	9	
8:45	0	7	2	0	0	0	0	0	1	0	0	0	0	10	20:45	0	5	4	0	0	0	0	0	2	0	0	0	11	
9:00	0	6	4	0	4	0	0	0	2	0	0	0	0	16	21:00	0	2	6	0	0	0	0	0	1	0	0	0	9	
9:15	0	10	0	0	1	0	0	0	3	0	0	0	0	14	21:15	0	4	2	0	0	0	0	0	1	0	0	0	7	
9:30	1	14	7	0	2	1	0	0	4	0	0	0	0	29	21:30	0	7	3	0	1	0	0	0	1	0	0	0	12	
9:45	0	16	8	0	5	0	0	1	2	0	0	0	0	32	21:45	0	5	1	0	1	1	0	0	1	0	0	0	9	
10:00	1	15	10	0	1	1	0	0	5	0	0	0	0	33	22:00	0	5	4	1	1	0	0	0	1	0	0	1	13	
10:15	1	16	5	1	2	2	0	2	4	0	0	0	0	33	22:15	0	5	1	1	1	0	0	0	0	0	0	0	8	
10:30	0	6	8	2	3	0	0	0	0	0	0	0	0	19	22:30	0	3	1	1	0	0	0	0	0	0	0	0	5	
10:45	0	15	2	2	2	0	0	0	4	0	0	0	0	25	22:45	0	3	2	0	2	0	0	0	1	0	0	0	8	
11:00	1	10	10	0	3	1	0	0	1	0	0	0	0	26	23:00	0	7	3	0	0	0	0	0	4	0	1	0	15	
11:15	1	17	6	2	5	1	0	0	4	0	0	0	0	36	23:15	1	1	2	0	0	1	0	0	0	0	0	0	5	
11:30	2	9	3	0	4	1	0	0	3	0	0	0	0	22	23:30	0	5	1	0	1	0	0	0	3	0	0	0	10	
11:45	0	15	8	1	3	0	0	0	2	0	0	0	0	29	23:45	0	4	5	0	0	0	0	0	2	0	0	0	11	
TOTAL	12	298	139	9	66	15	2	13	88	0	2	0	1	645	TOTAL	16	447	263	14	80	15	0	10	103	3	1	2	2	956

AM PEAK HOUR 9:30 AM
AM PEAK VOLUME 127

PM PEAK HOUR 12:30 PM
PM PEAK VOLUME 154

CLASS 1	Class 1 — Motorcycles	CLASS 8	3 to 4 Axles, Single Trailer
CLASS 2	Passenger Cars	CLASS 9	5 Axles, Single Trailer
CLASS 3	2 Axles, 4-Tire Single Units	CLASS 10	6 or More Axles, Single Trailer
CLASS 4	Buses	CLASS 11	5 or Less Axles, Multi-Trailers
CLASS 5	2 Axles, 6-Tire Single Units	CLASS 12	6 Axles, Multi-Trailers
CLASS 6	3 Axles, Single Unit	CLASS 13	7 or More Axles, Multi-Trailers
CLASS 7	4 or More Axles, Single Unit		

TOTAL: AM+PM	28	745	402	23	146	30	2	23	191	3	3	2	3	1,601
% OF TOTAL	1.7%	46.5%	25.1%	1.4%	9.1%	1.9%	0.1%	1.4%	11.9%	0.2%	0.2%	0.1%	0.2%	100.0%

24-HOUR ROADWAY SEGMENT COUNTS (WITH FHWA CLASSIFICATION)

PREPARED BY: AimTD LLC. tel: 714 253 7888 cs@aimtd.com

DATE: Wednesday, September 25, 2024
 JOB #: SC4923

CITY: Baker
 LOCATION: CLASS1 Baker Blvd between Mill Rd and Kelbaker Rd.

AM TIME	COMBINED													TOTAL	PM Time	COMBINED													TOTAL
	1	2	3	4	5	6	7	8	9	10	11	12	13			1	2	3	4	5	6	7	8	9	10	11	12	13	
0:00	1	10	4	0	2	1	0	0	2	0	0	0	0	20	12:00	0	41	34	1	4	0	0	5	6	0	0	0	0	91
0:15	0	14	5	0	3	0	0	1	5	0	0	0	0	28	12:15	1	38	21	3	10	1	0	1	6	0	0	0	81	
0:30	0	4	5	0	1	0	0	2	0	0	0	0	0	12	12:30	0	39	27	1	3	1	0	1	6	0	0	0	78	
0:45	0	6	0	0	0	0	0	0	2	0	0	0	0	8	12:45	7	35	31	1	12	0	1	0	3	0	0	0	91	
1:00	0	6	4	0	4	0	0	0	2	0	0	0	0	16	13:00	2	44	37	0	7	3	1	1	5	0	0	0	100	
1:15	0	9	4	0	2	0	0	0	2	0	0	0	0	17	13:15	1	45	24	2	14	1	0	2	6	0	0	0	95	
1:30	0	9	1	0	0	0	0	0	1	0	0	0	0	11	13:30	2	34	24	2	10	1	0	0	4	0	0	0	78	
1:45	0	9	1	0	0	0	0	0	2	0	0	0	0	12	13:45	2	31	15	1	6	1	0	0	4	0	0	1	61	
2:00	0	4	1	0	1	0	0	0	1	0	0	0	0	7	14:00	1	21	18	3	7	1	0	0	2	0	0	0	53	
2:15	0	11	0	0	0	0	0	1	3	0	0	0	0	15	14:15	1	58	13	1	7	1	0	1	7	0	0	0	89	
2:30	0	7	0	0	0	0	0	0	3	0	0	0	0	10	14:30	1	35	8	1	6	0	0	0	4	0	0	0	55	
2:45	0	5	1	0	1	1	0	0	2	0	0	0	0	10	14:45	1	32	12	2	8	1	0	0	2	0	0	0	58	
3:00	0	4	1	1	1	0	0	0	2	0	0	0	0	9	15:00	0	27	9	2	5	0	0	0	5	0	0	0	48	
3:15	0	6	2	1	1	0	0	0	2	0	0	0	0	12	15:15	0	28	17	0	9	1	0	0	3	0	0	0	58	
3:30	0	4	1	0	0	0	0	1	1	0	0	0	0	7	15:30	0	17	15	1	9	0	0	2	4	0	0	0	48	
3:45	0	1	2	0	0	0	0	0	0	0	0	0	0	3	15:45	2	26	16	1	4	3	0	0	3	0	0	0	55	
4:00	0	4	3	0	3	0	0	0	2	0	0	0	0	12	16:00	0	26	19	0	7	0	0	0	6	1	0	0	59	
4:15	1	5	0	0	1	1	0	1	2	0	0	0	0	11	16:15	4	17	8	0	3	4	0	2	5	0	0	0	43	
4:30	0	5	4	0	1	0	0	0	4	0	0	0	0	14	16:30	0	13	8	1	3	0	0	1	2	0	0	0	28	
4:45	0	8	4	0	4	0	0	0	3	0	0	0	0	19	16:45	1	20	9	1	5	1	0	0	1	0	0	0	38	
5:00	1	6	6	1	1	1	0	0	4	0	0	0	0	20	17:00	5	19	12	0	8	1	0	0	3	1	0	0	49	
5:15	1	8	3	0	1	1	0	0	4	0	0	0	0	18	17:15	1	22	17	0	1	1	0	3	4	1	0	0	50	
5:30	0	9	7	0	1	0	1	0	3	0	1	0	0	22	17:30	3	20	10	0	5	3	0	0	5	0	0	1	47	
5:45	0	11	8	0	2	1	0	1	2	0	0	0	0	25	17:45	1	21	12	0	8	2	0	1	3	0	0	0	48	
6:00	1	7	6	0	11	0	0	2	0	0	0	0	0	27	18:00	0	15	23	1	4	0	0	1	2	0	0	0	46	
6:15	0	13	3	0	7	1	0	0	6	0	0	0	0	30	18:15	2	12	8	0	3	2	0	0	2	0	0	0	29	
6:30	0	13	6	2	2	0	1	1	3	0	0	0	1	29	18:30	2	20	7	1	1	2	0	2	3	0	0	1	39	
6:45	2	11	6	0	8	1	0	2	4	0	0	0	0	34	18:45	4	24	12	0	7	4	0	1	6	0	0	0	58	
7:00	3	15	17	1	4	4	0	1	4	0	0	0	0	49	19:00	0	9	7	0	7	1	0	1	1	0	0	0	26	
7:15	1	12	9	0	4	1	0	0	4	0	0	0	0	31	19:15	3	13	9	0	4	3	0	0	1	0	0	0	33	
7:30	1	15	7	1	4	1	1	2	4	0	0	0	0	36	19:30	0	17	10	1	4	0	0	0	4	0	0	0	36	
7:45	5	8	12	1	3	5	0	2	1	0	0	0	0	37	19:45	0	13	5	0	2	0	0	0	5	0	0	0	25	
8:00	0	17	7	1	4	2	0	0	3	0	0	0	0	34	20:00	0	15	7	2	3	0	0	1	3	0	0	0	31	
8:15	4	22	14	1	8	4	0	3	6	0	3	0	0	65	20:15	0	20	9	0	1	0	0	0	4	0	0	0	34	
8:30	2	20	10	1	7	3	0	1	6	0	0	0	0	50	20:30	1	11	2	0	3	1	0	1	1	1	0	0	21	
8:45	0	19	6	1	3	0	0	1	3	0	0	0	0	33	20:45	0	12	5	0	2	0	0	0	2	0	0	0	21	
9:00	1	11	8	0	7	1	0	0	4	0	0	0	0	32	21:00	1	15	10	1	3	1	0	1	2	0	0	0	34	
9:15	2	16	1	0	4	2	0	0	4	0	0	0	0	29	21:15	0	10	3	0	2	0	0	0	2	0	0	0	17	
9:30	2	27	11	0	8	2	0	0	5	0	0	0	0	55	21:30	0	15	7	0	2	0	0	0	1	0	0	0	25	
9:45	2	28	16	0	8	2	0	2	2	0	0	0	0	60	21:45	2	11	11	1	3	2	0	0	1	0	0	0	31	
10:00	1	33	16	2	6	2	0	1	9	0	0	0	0	70	22:00	0	14	10	2	5	0	0	0	2	0	0	2	35	
10:15	2	27	7	2	4	4	0	2	6	0	0	0	0	54	22:15	0	15	3	1	5	0	0	0	0	0	0	0	24	
10:30	0	23	14	2	9	0	0	1	1	1	0	0	0	51	22:30	0	10	3	1	1	0	0	0	0	0	0	0	15	
10:45	0	24	15	2	6	0	0	1	7	0	0	1	0	56	22:45	1	13	4	0	4	1	0	0	1	0	0	0	24	
11:00	1	25	11	2	7	1	0	0	6	0	0	0	0	53	23:00	0	15	4	0	2	0	0	0	5	0	1	0	27	
11:15	1	39	21	2	10	2	0	0	8	0	0	0	0	83	23:15	1	3	4	0	1	1	0	0	0	0	0	0	10	
11:30	2	27	14	0	8	1	0	0	5	0	0	0	0	57	23:30	1	12	4	1	2	1	0	0	4	0	0	0	25	
11:45	0	36	19	2	6	1	0	0	3	0	0	0	0	67	23:45	0	12	8	0	1	0	0	0	4	0	0	0	25	
TOTAL	37	653	323	26	178	46	3	29	158	1	4	1	1	1,460	TOTAL	54	1,035	591	36	233	46	2	28	155	4	1	5	2	2,192

AM PEAK HOUR
 11:00 AM
AM PEAK VOLUME
 260

PM PEAK HOUR
 12:45 PM
PM PEAK VOLUME
 364

CLASS 1	Class 1 — Motorcycles	CLASS 8	3 to 4 Axles, Single Trailer
CLASS 2	Passenger Cars	CLASS 9	5 Axles, Single Trailer
CLASS 3	2 Axles, 4-Tire Single Units	CLASS 10	6 or More Axles, Single Trailer
CLASS 4	Buses	CLASS 11	5 or Less Axles, Multi-Trailers
CLASS 5	2 Axles, 6-Tire Single Units	CLASS 12	6 Axles, Multi-Trailers
CLASS 6	3 Axles, Single Unit	CLASS 13	7 or More Axles, Multi-Trailers
CLASS 7	4 or More Axles, Single Unit		

TOTAL: AM+PM	91	1,688	914	62	411	92	5	57	313	5	5	6	3	3,652
% OF TOTAL	2.5%	46.2%	25.0%	1.7%	11.3%	2.5%	0.1%	1.6%	8.6%	0.1%	0.1%	0.2%	0.1%	100.0%

24-HOUR ROADWAY SEGMENT COUNTS (WITH FHWA CLASSIFICATION)

PREPARED BY: AimTD LLC. tel: 714 253 7888 cs@aimtd.com

DATE: Thursday, September 26, 2024
JOB #: SC4923

CITY: Baker
LOCATION: CLASS1 Baker Blvd between Mill Rd and Kelbaker Rd.

AM TIME	EASTBOUND													TOTAL	PM Time	EASTBOUND													TOTAL
	1	2	3	4	5	6	7	8	9	10	11	12	13			1	2	3	4	5	6	7	8	9	10	11	12	13	
0:00	2	5	1	0	0	2	0	0	1	0	0	0	0	11	12:00	0	18	17	1	4	0	0	0	2	0	0	0	42	
0:15	0	6	3	0	0	0	0	0	2	0	0	0	0	11	12:15	0	26	6	0	8	1	0	1	1	0	0	0	43	
0:30	1	3	6	0	0	1	0	0	0	0	0	0	0	11	12:30	1	21	13	0	5	1	0	0	2	0	0	0	43	
0:45	1	4	1	0	1	1	0	0	0	0	0	0	0	8	12:45	0	29	13	0	4	0	0	1	2	0	0	0	49	
1:00	0	2	0	0	0	0	0	0	0	0	0	0	0	2	13:00	2	21	12	0	5	2	0	0	0	0	0	42		
1:15	1	4	4	1	0	0	0	0	1	0	0	0	0	11	13:15	0	27	9	0	2	0	0	0	0	0	0	38		
1:30	0	3	2	0	0	0	0	0	0	0	0	1	0	6	13:30	2	21	15	2	6	4	0	1	1	0	0	52		
1:45	0	4	1	0	0	0	0	0	0	0	0	0	0	5	13:45	1	22	13	1	6	1	0	0	0	0	0	44		
2:00	0	1	1	0	0	0	0	0	0	0	0	0	0	2	14:00	1	28	13	1	10	0	0	1	3	0	0	0	57	
2:15	1	2	1	0	0	1	0	0	0	0	0	0	0	5	14:15	0	29	13	0	6	0	0	0	3	0	0	1	52	
2:30	0	3	3	0	0	0	0	0	2	0	0	0	0	8	14:30	0	32	15	0	7	0	0	1	8	0	0	63		
2:45	0	4	1	0	0	0	0	0	1	0	0	0	0	6	14:45	2	22	10	0	4	2	0	0	3	0	0	0	43	
3:00	1	1	1	0	1	0	0	0	1	0	0	0	0	5	15:00	0	20	16	1	6	0	2	1	0	0	0	46		
3:15	0	2	0	0	1	0	0	0	0	0	0	0	0	3	15:15	0	31	15	0	5	0	0	0	0	0	0	51		
3:30	1	4	1	0	0	1	0	0	0	0	0	0	0	7	15:30	2	16	11	0	6	2	0	1	0	0	0	38		
3:45	0	3	4	0	0	0	0	0	2	0	0	0	0	9	15:45	1	19	20	0	5	1	0	0	4	0	0	0	50	
4:00	1	7	0	0	0	1	0	0	2	0	0	0	0	11	16:00	1	18	7	1	2	1	0	1	0	0	0	31		
4:15	1	6	3	0	1	1	0	0	1	0	1	0	0	14	16:15	2	27	17	1	6	2	0	0	5	0	0	60		
4:30	0	4	0	0	1	0	0	0	2	0	0	0	0	7	16:30	0	21	6	0	5	0	0	0	2	0	0	34		
4:45	1	2	3	0	3	1	0	0	0	1	0	0	0	11	16:45	3	26	12	0	8	4	0	1	3	0	0	57		
5:00	1	4	5	1	2	1	0	1	0	0	0	0	0	15	17:00	0	19	6	0	4	0	0	0	2	0	0	31		
5:15	0	4	9	0	1	0	0	0	3	0	0	0	0	17	17:15	1	15	10	0	3	0	0	0	1	0	0	30		
5:30	1	5	1	0	2	1	0	0	1	0	0	0	0	11	17:30	0	14	5	0	2	0	0	0	3	0	0	24		
5:45	0	6	0	0	1	1	0	0	1	0	0	0	0	9	17:45	2	19	8	0	2	2	0	0	3	0	0	36		
6:00	0	13	7	0	2	0	0	1	6	1	0	0	0	30	18:00	0	8	10	0	0	1	0	0	0	0	0	19		
6:15	0	2	7	0	2	0	0	0	0	0	1	0	0	12	18:15	1	11	7	0	4	1	0	0	1	0	0	25		
6:30	2	15	8	1	2	2	0	0	5	0	0	0	0	35	18:30	1	11	5	1	5	0	0	1	0	0	0	24		
6:45	0	7	10	0	2	1	0	0	3	0	0	0	0	23	18:45	2	19	6	1	1	3	0	0	2	0	0	34		
7:00	0	11	4	2	1	0	0	2	2	0	0	0	0	22	19:00	2	10	3	2	3	1	0	0	0	0	0	21		
7:15	0	7	2	0	5	0	0	0	1	0	0	0	0	15	19:15	0	11	3	0	6	0	0	1	0	0	0	21		
7:30	0	9	8	0	6	0	0	1	0	0	0	0	0	24	19:30	0	12	9	0	1	0	0	1	2	0	0	25		
7:45	1	9	1	0	4	0	0	0	0	0	0	0	1	16	19:45	0	13	7	0	4	0	0	0	0	0	0	24		
8:00	0	8	2	0	3	1	0	2	0	0	0	0	0	16	20:00	0	9	6	1	3	0	0	0	2	0	0	21		
8:15	1	11	6	0	0	1	0	0	1	0	0	0	0	20	20:15	0	10	8	0	3	0	0	0	1	0	0	22		
8:30	1	11	10	0	1	1	0	0	2	0	0	1	0	27	20:30	2	6	9	0	4	1	0	0	0	0	0	22		
8:45	3	9	2	0	6	2	0	1	0	0	0	0	1	24	20:45	1	6	3	2	5	1	0	0	0	0	0	18		
9:00	0	4	13	0	4	0	0	0	1	0	0	0	0	22	21:00	0	12	5	1	1	0	0	0	0	0	0	19		
9:15	1	14	7	0	6	1	0	1	0	0	0	2	0	32	21:15	0	14	8	0	3	0	0	0	2	0	0	27		
9:30	0	12	7	0	4	0	0	0	2	0	0	0	0	25	21:30	0	8	2	0	2	0	0	0	0	0	0	12		
9:45	0	9	5	0	5	0	0	2	1	1	0	0	0	23	21:45	2	8	3	0	4	2	0	0	2	0	0	21		
10:00	1	9	8	0	2	1	0	0	1	0	0	0	0	22	22:00	0	10	8	0	2	0	0	0	0	1	0	21		
10:15	1	19	6	1	7	1	0	1	2	0	0	0	0	38	22:15	1	11	6	1	3	0	0	1	0	0	0	23		
10:30	1	17	4	0	4	0	0	2	2	0	0	0	0	30	22:30	0	9	7	0	2	0	0	2	0	0	0	20		
10:45	1	11	18	0	4	1	0	0	2	0	0	0	0	37	22:45	0	13	5	0	7	0	0	1	1	0	0	27		
11:00	1	19	8	0	5	0	0	2	1	0	0	0	0	36	23:00	0	13	1	0	2	0	0	0	0	0	0	16		
11:15	0	22	15	1	9	0	0	2	3	0	0	0	0	52	23:15	1	5	1	0	2	0	0	0	2	0	0	11		
11:30	0	21	22	0	6	0	0	1	2	0	0	0	0	52	23:30	0	13	3	0	2	0	0	0	1	0	0	19		
11:45	1	13	14	0	10	0	0	1	1	0	0	0	0	40	23:45	0	7	2	1	1	0	0	0	0	0	0	11		
TOTAL	28	371	245	7	114	24	0	20	58	3	2	4	2	878	TOTAL	34	790	409	18	191	33	2	15	65	0	1	0	1,559	

AM PEAK HOUR 11:00 AM
AM PEAK VOLUME 180

PM PEAK HOUR 1:45 PM
PM PEAK VOLUME 216

CLASS 1	Class 1 — Motorcycles	CLASS 8	3 to 4 Axles, Single Trailer
CLASS 2	Passenger Cars	CLASS 9	5 Axles, Single Trailer
CLASS 3	2 Axles, 4-Tire Single Units	CLASS 10	6 or More Axles, Single Trailer
CLASS 4	Buses	CLASS 11	5 or Less Axles, Multi-Trailers
CLASS 5	2 Axles, 6-Tire Single Units	CLASS 12	6 Axles, Multi-Trailers
CLASS 6	3 Axles, Single Unit	CLASS 13	7 or More Axles, Multi-Trailers
CLASS 7	4 or More Axles, Single Unit		

TOTAL: AM+PM	62	1,161	654	25	305	57	2	35	123	3	3	5	2	2,437
% OF TOTAL	2.5%	47.6%	26.8%	1.0%	12.5%	2.3%	0.1%	1.4%	5.0%	0.1%	0.1%	0.2%	0.1%	100.0%

TOTAL: ALL	92	1,948	1,149	36	478	94	2	68	303	5	9	7	2	4,193
% OF TOTAL	2.2%	46.5%	27.4%	0.9%	11.4%	2.2%	0.0%	1.6%	7.2%	0.1%	0.2%	0.2%	0.0%	100.0%

24-HOUR ROADWAY SEGMENT COUNTS (WITH FHWA CLASSIFICATION)

PREPARED BY: AimTD LLC. tel: 714 253 7888 cs@aimtd.com

DATE: Thursday, September 26, 2024
JOB #: SC4923

CITY: Baker
LOCATION: CLASS1 Baker Blvd between Mill Rd and Kelbaker Rd.

AM TIME	WESTBOUND													TOTAL	PM Time	WESTBOUND													TOTAL
	1	2	3	4	5	6	7	8	9	10	11	12	13			1	2	3	4	5	6	7	8	9	10	11	12	13	
0:00	0	2	1	0	0	0	0	0	1	0	0	0	0	4	12:00	1	13	10	0	5	0	0	2	2	0	0	0	33	
0:15	0	6	2	0	1	0	0	0	3	0	0	0	0	12	12:15	0	20	17	0	4	0	0	1	6	0	0	0	48	
0:30	0	1	1	0	0	0	0	0	1	0	0	0	0	3	12:30	1	15	15	0	2	0	0	0	4	0	0	0	37	
0:45	0	2	0	0	1	0	0	0	1	0	0	0	0	4	12:45	1	16	11	0	4	0	0	2	2	0	0	0	36	
1:00	0	3	0	1	0	0	0	0	0	0	0	0	0	4	13:00	1	17	8	0	3	1	0	0	6	0	0	0	36	
1:15	0	2	1	0	0	0	0	0	0	0	0	0	0	3	13:15	1	20	12	0	4	1	0	0	4	0	0	0	42	
1:30	0	1	2	0	0	0	0	0	0	0	0	0	0	3	13:30	0	17	12	0	2	1	0	0	3	0	0	0	35	
1:45	0	2	1	0	0	0	0	0	0	1	0	0	0	4	13:45	0	15	13	0	3	0	0	1	0	0	1	0	33	
2:00	0	1	0	0	0	0	0	0	1	0	0	0	0	2	14:00	1	13	10	0	4	0	0	0	2	0	0	0	30	
2:15	0	1	1	0	0	0	0	0	0	0	0	0	0	2	14:15	0	9	11	1	6	0	0	0	3	0	0	0	30	
2:30	1	4	0	0	0	2	0	0	1	0	0	0	0	8	14:30	0	16	9	0	3	0	0	0	2	0	0	0	30	
2:45	0	1	0	0	0	0	0	0	1	0	0	0	0	2	14:45	0	14	8	1	7	0	0	0	3	0	0	0	33	
3:00	0	0	1	0	0	0	0	0	0	0	0	0	0	1	15:00	0	18	3	0	3	1	0	1	3	0	0	0	29	
3:15	0	6	0	0	0	0	0	0	3	0	0	0	0	9	15:15	0	18	5	0	2	0	0	1	3	1	0	0	30	
3:30	0	1	0	0	0	0	0	0	0	0	0	0	0	1	15:30	2	8	11	0	3	2	0	0	0	0	0	0	26	
3:45	0	1	0	0	0	0	0	0	0	0	0	0	0	1	15:45	0	13	7	0	3	0	0	0	4	0	0	0	27	
4:00	0	3	0	0	0	0	0	0	1	0	0	0	0	4	16:00	0	8	12	0	5	1	0	1	0	0	0	0	27	
4:15	1	3	3	0	1	1	0	0	2	0	0	0	0	11	16:15	0	11	12	0	2	0	0	0	2	0	0	0	27	
4:30	0	0	0	0	0	0	0	0	0	0	0	0	0	0	16:30	1	11	6	1	2	1	0	0	4	0	0	0	26	
4:45	0	4	0	0	0	0	0	0	1	0	0	0	0	5	16:45	1	11	9	0	3	2	0	0	5	0	0	0	31	
5:00	0	4	2	0	1	0	0	0	3	0	0	0	0	10	17:00	0	10	0	0	0	0	0	1	3	0	0	0	14	
5:15	0	3	2	0	0	0	0	0	1	0	0	0	0	6	17:15	2	18	8	0	3	0	0	0	3	0	0	0	34	
5:30	1	5	0	0	0	1	0	1	2	0	0	0	0	10	17:30	0	10	4	0	3	0	0	0	1	0	0	0	18	
5:45	0	1	3	0	0	0	0	1	0	0	0	0	0	5	17:45	0	14	8	1	2	0	0	1	3	0	0	0	29	
6:00	0	7	3	1	0	0	0	0	3	0	0	0	0	14	18:00	0	11	4	0	1	0	0	1	0	0	1	0	18	
6:15	1	3	7	0	0	1	0	0	2	0	0	0	0	14	18:15	0	7	6	0	1	0	0	0	2	0	0	0	16	
6:30	1	6	3	0	0	3	0	0	0	0	0	0	0	13	18:30	0	8	5	0	0	0	0	0	1	0	0	0	14	
6:45	0	9	3	0	0	1	0	1	3	0	0	0	0	17	18:45	1	16	2	0	1	2	0	2	2	1	0	0	27	
7:00	0	7	4	0	2	0	0	1	1	0	1	0	0	16	19:00	0	8	6	0	2	0	0	0	1	0	0	0	17	
7:15	1	7	1	0	2	1	0	1	2	0	0	0	0	15	19:15	1	13	9	0	2	1	0	2	2	0	0	0	30	
7:30	0	5	8	0	3	0	0	1	2	0	0	0	0	19	19:30	0	10	4	0	1	0	0	0	4	0	0	0	19	
7:45	0	9	2	0	1	0	0	1	3	0	0	0	0	16	19:45	1	9	9	0	0	0	0	0	0	0	0	0	19	
8:00	0	6	5	0	1	0	0	0	1	0	1	0	0	14	20:00	0	4	7	0	0	0	0	0	3	0	0	0	14	
8:15	0	4	7	0	3	0	0	1	2	0	0	0	0	17	20:15	0	4	4	0	4	0	0	0	0	0	0	0	12	
8:30	1	7	1	0	1	2	0	2	1	0	0	0	0	15	20:30	0	11	8	0	1	1	0	0	2	0	0	0	23	
8:45	0	7	1	1	1	0	0	0	2	0	0	0	0	12	20:45	1	3	3	1	3	1	0	0	0	0	0	0	12	
9:00	0	7	6	0	0	0	0	1	2	0	0	0	0	16	21:00	0	5	3	0	1	0	0	0	1	0	0	0	10	
9:15	0	3	7	0	2	0	0	0	0	0	0	0	0	12	21:15	0	6	1	0	4	0	0	0	2	0	0	0	13	
9:30	0	10	4	0	4	0	0	0	3	0	0	0	0	21	21:30	0	4	2	0	0	0	0	0	0	0	0	0	6	
9:45	0	19	6	0	1	0	0	0	4	0	0	0	0	30	21:45	0	5	2	0	3	0	0	1	2	0	0	0	13	
10:00	2	9	15	0	1	1	0	0	2	0	0	1	0	31	22:00	0	6	2	0	1	1	0	0	1	0	0	0	11	
10:15	0	11	14	0	7	1	0	0	1	1	0	0	0	35	22:15	0	10	5	0	2	1	0	0	4	0	1	0	23	
10:30	1	16	4	0	6	1	0	2	2	0	0	0	0	32	22:30	0	7	3	0	1	0	0	0	3	0	1	0	15	
10:45	0	13	7	1	3	1	0	0	4	0	0	0	0	29	22:45	0	4	1	1	0	0	0	0	1	0	0	0	7	
11:00	1	14	12	0	8	1	0	1	3	0	0	0	0	40	23:00	0	6	0	0	1	0	0	0	2	0	1	0	10	
11:15	1	21	12	0	4	2	0	0	3	0	0	0	0	43	23:15	1	1	4	0	1	1	0	0	1	0	0	0	9	
11:30	1	16	16	1	6	0	0	1	3	0	0	0	0	44	23:30	0	5	3	0	0	0	0	0	3	0	0	0	11	
11:45	0	16	12	0	5	0	0	0	3	0	0	0	0	36	23:45	0	0	1	0	0	0	0	0	0	0	0	0	1	
TOTAL	13	289	180	5	65	19	0	16	75	0	2	1	0	665	TOTAL	17	498	315	6	108	18	0	17	105	2	4	1	0	1,091

AM PEAK HOUR
11:00 AM
AM PEAK VOLUME
163

PM PEAK HOUR
12:15 PM
PM PEAK VOLUME
157

CLASS 1	Class 1 — Motorcycles	CLASS 8	3 to 4 Axles, Single Trailer
CLASS 2	Passenger Cars	CLASS 9	5 Axles, Single Trailer
CLASS 3	2 Axles, 4-Tire Single Units	CLASS 10	6 or More Axles, Single Trailer
CLASS 4	Buses	CLASS 11	5 or Less Axles, Multi-Trailers
CLASS 5	2 Axles, 6-Tire Single Units	CLASS 12	6 Axles, Multi-Trailers
CLASS 6	3 Axles, Single Unit	CLASS 13	7 or More Axles, Multi-Trailers
CLASS 7	4 or More Axles, Single Unit		

TOTAL: AM+PM	30	787	495	11	173	37	0	33	180	2	6	2	0	1,756
% OF TOTAL	1.7%	44.8%	28.2%	0.6%	9.9%	2.1%	0.0%	1.9%	10.3%	0.1%	0.3%	0.1%	0.0%	100.0%

24-HOUR ROADWAY SEGMENT COUNTS (WITH FHWA CLASSIFICATION)

PREPARED BY: AimTD LLC. tel: 714 253 7888 cs@aimtd.com

DATE: Thursday, September 26, 2024
JOB #: SC4923

CITY: Baker
LOCATION: CLASS1 Baker Blvd between Mill Rd and Kelbaker Rd.

AM TIME	COMBINED													TOTAL	PM Time	COMBINED													TOTAL
	1	2	3	4	5	6	7	8	9	10	11	12	13			1	2	3	4	5	6	7	8	9	10	11	12	13	
0:00	2	7	2	0	0	2	0	0	2	0	0	0	0	15	12:00	1	31	27	1	9	0	0	2	4	0	0	0	0	75
0:15	0	12	5	0	1	0	0	0	5	0	0	0	0	23	12:15	0	46	23	0	12	1	0	2	7	0	0	0	91	
0:30	1	4	7	0	0	1	0	0	1	0	0	0	0	14	12:30	2	36	28	0	7	1	0	0	6	0	0	0	80	
0:45	1	6	1	0	2	1	0	0	1	0	0	0	0	12	12:45	1	45	24	0	8	0	0	3	4	0	0	0	85	
1:00	0	5	0	1	0	0	0	0	0	0	0	0	0	6	13:00	3	38	20	0	8	3	0	0	6	0	0	0	78	
1:15	1	6	5	1	0	0	0	0	1	0	0	0	0	14	13:15	1	47	21	0	6	1	0	0	4	0	0	0	80	
1:30	0	4	4	0	0	0	0	0	0	0	0	1	0	9	13:30	2	38	27	2	8	5	0	1	4	0	0	0	87	
1:45	0	6	2	0	0	0	0	0	0	1	0	0	0	9	13:45	1	37	26	1	9	1	0	1	0	0	1	0	77	
2:00	0	2	1	0	0	0	0	0	1	0	0	0	0	4	14:00	2	41	23	1	14	0	0	1	5	0	0	0	87	
2:15	1	3	2	0	0	1	0	0	0	0	0	0	0	7	14:15	0	38	24	1	12	0	0	0	6	0	0	1	0	82
2:30	1	7	3	0	0	2	0	0	3	0	0	0	0	16	14:30	0	48	24	0	10	0	0	1	10	0	0	0	93	
2:45	0	5	1	0	0	0	0	0	2	0	0	0	0	8	14:45	2	36	18	1	11	2	0	0	6	0	0	0	76	
3:00	1	1	2	0	1	0	0	0	1	0	0	0	0	6	15:00	0	38	19	1	9	1	2	2	3	0	0	0	75	
3:15	0	8	0	0	1	0	0	0	3	0	0	0	0	12	15:15	0	49	20	0	7	0	0	1	3	1	0	0	81	
3:30	1	5	1	0	0	1	0	0	0	0	0	0	0	8	15:30	4	24	22	0	9	4	0	1	0	0	0	0	64	
3:45	0	4	4	0	0	0	0	0	2	0	0	0	0	10	15:45	1	32	27	0	8	1	0	0	8	0	0	0	77	
4:00	1	10	0	0	0	1	0	0	3	0	0	0	0	15	16:00	1	26	19	1	7	2	0	2	0	0	0	0	58	
4:15	2	9	6	0	2	2	0	0	3	0	1	0	0	25	16:15	2	38	29	1	8	2	0	0	7	0	0	0	87	
4:30	0	4	0	0	1	0	0	0	2	0	0	0	0	7	16:30	1	32	12	1	7	1	0	0	6	0	0	0	60	
4:45	1	6	3	0	3	1	0	0	1	1	0	0	0	16	16:45	4	37	21	0	11	6	0	1	8	0	0	0	88	
5:00	1	8	7	1	3	1	0	1	3	0	0	0	0	25	17:00	0	29	6	0	4	0	0	1	5	0	0	0	45	
5:15	0	7	11	0	1	0	0	0	4	0	0	0	0	23	17:15	3	33	18	0	6	0	0	0	4	0	0	0	64	
5:30	2	10	1	0	2	2	0	1	3	0	0	0	0	21	17:30	0	24	9	0	5	0	0	0	4	0	0	0	42	
5:45	0	7	3	0	1	1	0	1	1	0	0	0	0	14	17:45	2	33	16	1	4	2	0	1	6	0	0	0	65	
6:00	0	20	10	1	2	0	0	1	9	1	0	0	0	44	18:00	0	19	14	0	1	1	0	1	0	0	1	0	37	
6:15	1	5	14	0	2	1	0	0	2	0	1	0	0	26	18:15	1	18	13	0	5	1	0	0	3	0	0	0	41	
6:30	3	21	11	1	2	5	0	0	5	0	0	0	0	48	18:30	1	19	10	1	5	0	0	0	2	0	0	0	38	
6:45	0	16	13	0	2	2	0	1	6	0	0	0	0	40	18:45	3	35	8	1	2	5	0	2	4	1	0	0	61	
7:00	0	18	8	2	3	0	0	3	3	0	1	0	0	38	19:00	2	18	9	2	5	1	0	0	1	0	0	0	38	
7:15	1	14	3	0	7	1	0	1	3	0	0	0	0	30	19:15	1	24	12	0	8	1	0	3	2	0	0	0	51	
7:30	0	14	16	0	9	0	0	2	2	0	0	0	0	43	19:30	0	22	13	0	2	0	0	1	6	0	0	0	44	
7:45	1	18	3	0	5	0	0	1	3	0	0	0	1	32	19:45	1	22	16	0	4	0	0	0	0	0	0	0	43	
8:00	0	14	7	0	4	1	0	2	1	0	1	0	0	30	20:00	0	13	13	1	3	0	0	0	5	0	0	0	35	
8:15	1	15	13	0	3	1	0	1	3	0	0	0	0	37	20:15	0	14	12	0	7	0	0	0	1	0	0	0	34	
8:30	2	18	11	0	2	3	0	2	3	0	0	1	0	42	20:30	2	17	17	0	5	2	0	0	2	0	0	0	45	
8:45	3	16	3	1	7	2	0	1	2	0	0	0	1	36	20:45	2	9	6	3	8	2	0	0	0	0	0	0	30	
9:00	0	11	19	0	4	0	0	1	3	0	0	0	0	38	21:00	0	17	8	1	2	0	0	0	1	0	0	0	29	
9:15	1	17	14	0	8	1	0	1	0	0	0	2	0	44	21:15	0	20	9	0	7	0	0	0	4	0	0	0	40	
9:30	0	22	11	0	8	0	0	0	5	0	0	0	0	46	21:30	0	12	4	0	2	0	0	0	0	0	0	0	18	
9:45	0	28	11	0	6	0	0	2	5	1	0	0	0	53	21:45	2	13	5	0	7	2	0	1	4	0	0	0	34	
10:00	3	18	23	0	3	2	0	0	3	0	0	1	0	53	22:00	0	16	10	0	3	1	0	0	1	0	1	0	32	
10:15	1	30	20	1	14	2	0	2	3	0	0	0	0	73	22:15	1	21	11	1	5	1	0	1	4	0	1	0	46	
10:30	2	33	8	0	10	1	0	4	4	0	0	0	0	62	22:30	0	16	10	0	3	0	0	2	3	0	1	0	35	
10:45	1	24	25	1	7	2	0	0	6	0	0	0	0	66	22:45	0	17	6	1	7	0	0	1	2	0	0	0	34	
11:00	2	33	20	0	13	1	0	3	4	0	0	0	0	76	23:00	0	19	1	0	3	0	0	0	2	0	1	0	26	
11:15	1	43	27	1	13	2	0	2	6	0	0	0	0	95	23:15	2	6	5	0	3	1	0	0	3	0	0	0	20	
11:30	1	37	38	1	12	0	0	2	5	0	0	0	0	96	23:30	0	18	6	0	2	0	0	0	4	0	0	0	30	
11:45	1	29	26	0	15	0	0	1	4	0	0	0	0	76	23:45	0	7	3	1	1	0	0	0	0	0	0	0	12	
TOTAL	41	660	425	12	179	43	0	36	133	3	4	5	2	1,543	TOTAL	51	1,288	724	24	299	51	2	32	170	2	5	2	0	2,650

AM PEAK HOUR
11:00 AM
AM PEAK VOLUME
343

PM PEAK HOUR
1:45 PM
PM PEAK VOLUME
339

CLASS 1	Class 1 — Motorcycles	CLASS 8	3 to 4 Axles, Single Trailer
CLASS 2	Passenger Cars	CLASS 9	5 Axles, Single Trailer
CLASS 3	2 Axles, 4-Tire Single Units	CLASS 10	6 or More Axles, Single Trailer
CLASS 4	Buses	CLASS 11	5 or Less Axles, Multi-Trailers
CLASS 5	2 Axles, 6-Tire Single Units	CLASS 12	6 Axles, Multi-Trailers
CLASS 6	3 Axles, Single Unit	CLASS 13	7 or More Axles, Multi-Trailers
CLASS 7	4 or More Axles, Single Unit		

TOTAL: AM+PM	92	1,948	1,149	36	478	94	2	68	303	5	9	7	2	4,193
% OF TOTAL	2.2%	46.5%	27.4%	0.9%	11.4%	2.2%	0.0%	1.6%	7.2%	0.1%	0.2%	0.2%	0.0%	100.0%

24-HOUR ROADWAY SEGMENT COUNTS (WITH FHWA CLASSIFICATION)

PREPARED BY: AimTD LLC. tel: 714 253 7888 cs@aimtd.com

DATE: Friday, September 27, 2024
JOB #: SC4923

CITY: Baker
LOCATION: CLASS1 Baker Blvd between Mill Rd and Kelbaker Rd.

AM TIME	EASTBOUND													TOTAL	PM Time	EASTBOUND													TOTAL
	1	2	3	4	5	6	7	8	9	10	11	12	13			1	2	3	4	5	6	7	8	9	10	11	12	13	
0:00	0	11	0	0	1	1	0	0	2	0	0	0	0	15	12:00	1	36	14	0	9	2	0	0	1	0	0	0	63	
0:15	0	6	1	1	3	0	0	0	1	0	0	0	0	12	12:15	2	38	16	1	9	3	0	0	1	0	0	0	70	
0:30	0	5	5	0	1	0	0	0	1	0	0	0	0	12	12:30	3	30	29	0	11	4	0	0	1	0	0	0	78	
0:45	0	6	1	0	2	0	0	0	1	0	0	0	0	10	12:45	1	37	19	0	14	2	0	2	0	0	0	0	75	
1:00	0	15	2	0	1	1	0	0	3	0	0	0	0	22	13:00	0	45	19	1	14	0	1	0	1	0	0	0	81	
1:15	0	5	4	0	0	0	0	0	1	0	0	0	0	10	13:15	0	38	21	0	9	0	0	0	1	0	0	0	69	
1:30	0	3	4	0	2	0	0	0	2	0	0	0	0	11	13:30	0	36	18	0	9	0	0	1	2	0	0	0	66	
1:45	0	3	0	0	0	0	0	0	1	0	0	0	0	4	13:45	1	47	25	1	10	1	0	0	1	0	0	0	86	
2:00	0	5	1	0	0	0	0	0	2	0	0	0	0	8	14:00	0	40	15	0	14	1	0	0	0	0	1	0	71	
2:15	0	3	3	0	0	0	0	0	0	0	0	0	0	6	14:15	1	41	19	0	13	1	0	1	2	0	0	0	78	
2:30	0	3	0	0	0	0	0	0	0	0	0	0	0	3	14:30	1	53	15	1	14	1	0	0	1	0	0	0	86	
2:45	0	1	0	0	2	0	0	0	0	0	0	0	0	3	14:45	0	44	14	0	11	0	0	0	0	0	0	0	69	
3:00	0	0	2	0	0	0	0	0	0	0	0	0	0	2	15:00	0	31	12	0	5	0	0	0	0	1	0	0	49	
3:15	0	4	0	1	1	0	0	0	0	0	1	0	0	7	15:15	0	31	13	0	6	0	0	0	1	0	0	0	51	
3:30	0	8	2	0	1	0	0	0	4	0	0	1	0	16	15:30	2	37	24	5	4	0	0	0	1	0	0	0	73	
3:45	1	2	11	0	0	1	0	0	2	0	0	0	0	17	15:45	1	39	13	0	10	1	0	1	1	0	0	0	66	
4:00	0	4	6	0	0	0	0	0	0	1	1	0	0	12	16:00	0	31	11	0	8	0	1	2	3	0	0	0	56	
4:15	0	0	3	0	2	0	0	0	0	0	0	0	0	5	16:15	2	27	17	0	6	2	0	0	1	0	0	0	55	
4:30	0	4	0	0	0	0	0	0	0	0	0	0	0	4	16:30	0	21	12	0	3	0	0	0	1	1	0	0	38	
4:45	0	12	0	0	4	0	0	0	5	0	0	0	0	21	16:45	2	22	16	2	1	1	0	0	1	0	0	0	45	
5:00	0	8	1	0	0	0	0	0	2	0	0	0	0	11	17:00	0	22	4	0	5	0	1	0	0	0	0	0	32	
5:15	0	4	1	1	1	0	0	0	1	0	0	0	0	8	17:15	1	14	11	0	3	1	0	0	0	0	0	0	30	
5:30	2	5	5	0	0	2	0	0	4	0	0	0	0	18	17:30	2	19	7	0	11	2	0	0	0	0	0	0	41	
5:45	0	7	5	0	3	0	0	0	1	0	0	0	0	16	17:45	0	17	7	1	7	0	0	1	1	0	0	0	34	
6:00	0	4	4	1	3	0	0	1	1	0	0	0	0	14	18:00	1	21	6	1	3	1	0	0	1	0	0	0	34	
6:15	0	3	3	0	0	0	0	0	1	0	0	0	0	7	18:15	0	18	8	1	2	0	0	0	0	0	0	0	29	
6:30	0	9	1	1	1	0	0	0	2	0	0	0	0	14	18:30	0	10	11	0	8	0	0	0	1	0	0	0	30	
6:45	2	9	2	1	4	1	0	0	1	0	0	0	0	20	18:45	2	21	6	1	4	0	0	1	0	0	0	0	35	
7:00	0	4	5	0	4	0	0	0	0	0	1	0	0	14	19:00	2	20	11	0	6	1	0	0	1	0	0	0	41	
7:15	1	7	8	0	2	1	0	1	3	0	0	0	0	23	19:15	1	20	9	0	3	0	0	0	1	0	0	0	34	
7:30	1	11	13	2	3	0	0	1	3	0	0	0	0	34	19:30	0	20	12	0	3	1	0	0	0	0	0	0	36	
7:45	2	14	6	0	1	2	0	0	1	0	0	0	0	26	19:45	2	20	12	0	4	1	0	0	1	0	0	0	40	
8:00	2	13	4	1	1	2	0	1	1	0	0	0	0	25	20:00	1	17	10	0	4	1	0	0	0	0	0	0	33	
8:15	2	11	13	0	3	2	0	1	0	0	0	0	0	32	20:15	0	20	11	1	1	0	1	0	2	0	0	0	36	
8:30	0	23	2	1	6	0	0	3	3	0	0	0	0	38	20:30	0	15	3	0	6	1	0	0	0	0	0	0	25	
8:45	1	18	4	0	3	0	0	0	2	0	0	0	0	28	20:45	0	13	5	1	2	0	0	1	0	0	0	0	22	
9:00	1	13	7	0	4	1	0	1	1	0	0	0	0	28	21:00	0	17	10	0	3	0	0	0	0	0	0	0	30	
9:15	0	26	4	1	9	1	0	1	3	0	0	0	0	45	21:15	0	9	11	0	3	0	0	0	0	0	0	0	23	
9:30	0	17	6	0	2	0	0	1	3	0	0	0	0	29	21:30	0	17	7	0	4	0	0	1	3	0	0	0	32	
9:45	0	14	6	0	9	0	0	1	0	0	0	0	0	30	21:45	0	12	8	0	4	1	0	0	2	0	0	0	27	
10:00	3	17	32	1	5	1	1	0	3	0	0	1	0	64	22:00	1	14	3	0	6	1	0	1	0	0	0	0	26	
10:15	2	21	15	0	8	2	1	2	0	0	0	0	0	51	22:15	0	12	11	0	7	0	0	0	0	0	0	0	30	
10:30	0	23	8	0	4	1	0	0	0	0	0	0	0	36	22:30	0	13	10	0	2	0	0	0	1	0	0	0	26	
10:45	2	34	9	0	6	1	0	2	3	0	0	0	0	57	22:45	1	18	7	0	5	1	0	0	1	0	0	0	33	
11:00	0	29	22	1	9	1	0	1	2	0	0	0	0	65	23:00	0	17	5	0	5	0	0	0	1	0	0	0	28	
11:15	0	18	16	1	7	0	0	0	1	0	0	0	0	43	23:15	1	12	8	0	4	1	0	0	0	0	0	0	26	
11:30	0	27	18	0	5	1	0	0	5	0	0	0	0	56	23:30	0	11	3	0	6	0	0	1	0	0	0	0	21	
11:45	1	34	9	1	4	2	0	1	0	0	0	0	0	52	23:45	0	17	6	0	4	0	0	1	0	0	0	0	28	
TOTAL	23	523	274	15	127	24	2	18	72	2	2	2	0	1,084	TOTAL	32	1,180	564	17	305	32	4	14	36	1	1	1	0	2,187
AM PEAK HOUR														10:45 AM	PM PEAK HOUR														1:45 PM
AM PEAK VOLUME														221	PM PEAK VOLUME														321

CLASS 1	Class 1 — Motorcycles	CLASS 8	3 to 4 Axles, Single Trailer
CLASS 2	Passenger Cars	CLASS 9	5 Axles, Single Trailer
CLASS 3	2 Axles, 4-Tire Single Units	CLASS 10	6 or More Axles, Single Trailer
CLASS 4	Buses	CLASS 11	5 or Less Axles, Multi-Trailers
CLASS 5	2 Axles, 6-Tire Single Units	CLASS 12	6 Axles, Multi-Trailers
CLASS 6	3 Axles, Single Unit	CLASS 13	7 or More Axles, Multi-Trailers
CLASS 7	4 or More Axles, Single Unit		

TOTAL: AM+PM	55	1,703	838	32	432	56	6	32	108	3	3	3	0	3,271
% OF TOTAL	1.7%	52.1%	25.6%	1.0%	13.2%	1.7%	0.2%	1.0%	3.3%	0.1%	0.1%	0.1%	0.0%	100.0%

TOTAL: ALL	89	2,666	1,430	58	657	86	9	62	281	7	11	6	1	5,363
% OF TOTAL	1.7%	49.7%	26.7%	1.1%	12.3%	1.6%	0.2%	1.2%	5.2%	0.1%	0.2%	0.1%	0.0%	100.0%

24-HOUR ROADWAY SEGMENT COUNTS (WITH FHWA CLASSIFICATION)

PREPARED BY: AimTD LLC. tel: 714 253 7888 cs@aimtd.com

DATE: Friday, September 27, 2024
JOB #: SC4923

CITY: Baker
LOCATION: CLASS1 Baker Blvd between Mill Rd and Kelbaker Rd.

AM TIME	WESTBOUND													TOTAL	PM Time	WESTBOUND													TOTAL
	1	2	3	4	5	6	7	8	9	10	11	12	13			1	2	3	4	5	6	7	8	9	10	11	12	13	
0:00	2	6	2	0	1	2	0	1	2	0	0	0	0	16	12:00	0	19	15	0	5	0	0	0	2	0	0	0	41	
0:15	0	2	2	0	0	0	0	0	1	0	0	0	0	5	12:15	1	15	22	0	8	1	0	1	3	0	0	51		
0:30	0	0	0	0	1	0	0	0	0	0	0	0	0	1	12:30	2	26	18	0	7	1	0	1	7	0	0	62		
0:45	0	2	0	0	0	0	0	0	0	0	0	0	0	2	12:45	3	24	6	1	6	2	0	0	5	0	0	47		
1:00	0	2	3	0	1	0	0	0	0	0	0	0	0	6	13:00	0	22	13	0	6	1	0	0	4	0	0	46		
1:15	1	2	2	0	0	1	0	0	1	0	0	0	0	7	13:15	1	21	9	1	5	0	0	0	5	0	1	43		
1:30	0	4	0	0	1	0	0	0	2	0	0	0	0	7	13:30	0	28	10	0	4	0	0	1	5	0	1	49		
1:45	0	2	0	0	0	0	0	0	1	0	0	0	0	3	13:45	0	15	13	0	3	0	0	0	2	0	0	33		
2:00	0	1	0	0	0	0	0	0	1	0	0	0	0	2	14:00	0	14	14	0	3	0	0	0	2	0	0	34		
2:15	0	2	0	0	0	0	0	0	0	0	0	0	0	2	14:15	2	15	5	2	7	1	0	0	4	0	0	36		
2:30	1	3	2	0	0	1	0	1	1	0	0	0	0	9	14:30	0	12	10	2	5	1	0	0	1	0	0	31		
2:45	0	2	0	0	0	0	0	0	0	0	0	0	0	2	14:45	0	12	10	0	3	0	0	1	2	0	0	28		
3:00	0	1	0	0	0	0	0	0	0	0	0	0	0	1	15:00	0	13	9	1	7	0	0	0	3	0	0	33		
3:15	0	3	2	0	0	0	0	0	2	0	0	0	0	7	15:15	0	18	8	0	4	0	0	0	4	0	0	34		
3:30	0	1	2	0	1	0	0	0	0	0	0	0	0	4	15:30	0	14	12	0	1	0	0	0	2	0	0	29		
3:45	1	4	0	0	0	1	0	0	2	0	0	0	0	8	15:45	1	8	11	0	2	1	0	0	0	0	0	23		
4:00	0	4	1	0	0	0	0	0	1	0	0	0	0	6	16:00	0	17	9	0	3	0	0	0	1	0	0	30		
4:15	1	4	0	0	1	1	0	0	1	0	0	0	0	8	16:15	0	15	5	0	4	0	0	0	1	0	0	25		
4:30	0	8	1	0	1	0	0	1	3	0	0	0	0	14	16:30	1	12	8	0	4	0	0	0	1	0	0	26		
4:45	0	3	0	0	0	0	0	0	1	0	0	0	0	4	16:45	0	9	14	0	3	0	0	0	2	0	0	28		
5:00	0	1	2	0	0	0	0	0	0	0	0	0	0	3	17:00	0	18	7	1	7	0	0	0	1	0	0	34		
5:15	0	5	3	1	0	0	0	1	1	0	0	0	0	11	17:15	0	13	8	0	1	0	0	0	1	0	0	23		
5:30	0	8	2	0	1	0	0	0	3	0	0	0	0	14	17:30	0	17	10	1	3	0	0	0	4	0	0	35		
5:45	0	3	1	3	0	0	0	0	1	0	0	0	0	8	17:45	0	19	8	0	6	0	0	0	5	0	0	38		
6:00	0	2	3	0	0	0	0	0	0	0	0	0	0	5	18:00	1	9	6	1	2	1	0	0	0	0	0	20		
6:15	0	11	2	0	0	0	0	0	6	0	0	0	0	19	18:15	0	13	6	0	2	0	0	1	0	0	0	22		
6:30	1	8	4	0	1	1	0	0	2	0	1	0	0	18	18:30	0	10	4	0	3	0	0	0	0	0	0	17		
6:45	0	4	7	0	0	0	0	0	0	0	2	0	0	13	18:45	1	9	12	1	3	0	0	0	0	0	0	26		
7:00	1	5	0	0	1	1	0	0	0	0	0	0	0	8	19:00	0	12	12	0	7	0	0	0	0	0	0	31		
7:15	1	8	3	0	3	1	0	0	0	1	0	0	0	17	19:15	0	14	9	0	4	0	0	0	3	1	0	31		
7:30	0	9	7	0	1	0	0	1	2	0	1	0	0	21	19:30	0	12	10	0	1	0	0	0	5	0	0	28		
7:45	0	9	4	0	4	0	0	1	3	0	0	0	0	21	19:45	1	21	7	1	1	1	1	1	4	0	0	38		
8:00	0	5	8	0	2	0	0	1	0	0	1	0	0	17	20:00	0	11	10	0	2	0	0	0	2	0	0	25		
8:15	0	13	2	1	6	0	0	1	2	0	0	0	0	25	20:15	0	6	4	0	0	0	0	0	0	0	0	10		
8:30	1	14	9	0	4	1	1	2	5	0	0	0	0	37	20:30	0	7	4	0	0	0	0	0	0	1	0	12		
8:45	1	11	6	0	2	0	0	1	3	0	1	0	0	25	20:45	0	18	10	0	2	0	0	1	3	0	0	34		
9:00	0	10	6	0	1	0	0	0	3	0	0	0	0	20	21:00	0	6	4	0	0	0	0	1	1	0	0	12		
9:15	0	8	7	0	1	0	0	2	1	0	0	0	0	19	21:15	2	4	7	1	3	1	0	0	0	0	0	18		
9:30	1	15	12	0	4	2	0	0	4	0	0	0	0	38	21:30	0	10	1	0	4	0	0	0	1	0	1	17		
9:45	1	13	11	3	3	0	0	1	3	0	0	0	0	35	21:45	0	2	3	0	1	0	0	0	0	0	0	6		
10:00	0	15	8	1	3	0	0	2	2	0	0	0	0	31	22:00	0	7	1	0	0	0	0	0	0	0	0	8		
10:15	0	17	6	0	7	0	0	0	3	0	0	0	0	33	22:15	0	2	2	0	2	0	0	0	1	0	0	7		
10:30	0	13	6	3	2	0	0	0	3	0	0	0	0	27	22:30	0	6	5	0	1	0	0	0	2	0	0	14		
10:45	0	21	7	0	9	2	0	2	3	1	0	0	0	45	22:45	0	5	10	0	0	0	0	0	2	0	0	17		
11:00	0	23	9	1	4	0	0	1	3	0	0	0	0	41	23:00	0	4	4	0	0	0	0	0	1	0	0	9		
11:15	2	20	20	0	4	1	0	1	2	0	0	0	0	50	23:15	0	3	7	0	1	0	0	0	0	0	0	11		
11:30	2	18	14	0	6	1	0	1	3	0	0	1	0	46	23:30	0	5	3	0	0	0	0	0	0	0	0	8		
11:45	1	25	10	0	3	3	1	1	5	0	0	0	0	49	23:45	0	1	1	0	0	0	0	0	0	0	0	2		
TOTAL	18	370	196	13	79	19	2	22	82	2	6	1	0	810	TOTAL	16	593	396	13	146	11	1	8	91	2	2	2	1	1,282

AM PEAK HOUR
11:00 AM
AM PEAK VOLUME
186

PM PEAK HOUR
12:15 PM
PM PEAK VOLUME
206

CLASS 1	Class 1 — Motorcycles	CLASS 8	3 to 4 Axles, Single Trailer
CLASS 2	Passenger Cars	CLASS 9	5 Axles, Single Trailer
CLASS 3	2 Axles, 4-Tire Single Units	CLASS 10	6 or More Axles, Single Trailer
CLASS 4	Buses	CLASS 11	5 or Less Axles, Multi-Trailers
CLASS 5	2 Axles, 6-Tire Single Units	CLASS 12	6 Axles, Multi-Trailers
CLASS 6	3 Axles, Single Unit	CLASS 13	7 or More Axles, Multi-Trailers
CLASS 7	4 or More Axles, Single Unit		

TOTAL: AM+PM	34	963	592	26	225	30	3	30	173	4	8	3	1	2,092
% OF TOTAL	1.6%	46.0%	28.3%	1.2%	10.8%	1.4%	0.1%	1.4%	8.3%	0.2%	0.4%	0.1%	0.0%	100.0%

24-HOUR ROADWAY SEGMENT COUNTS (WITH FHWA CLASSIFICATION)

PREPARED BY: AimTD LLC. tel: 714 253 7888 cs@aimtd.com

DATE: Friday, September 27, 2024
JOB #: SC4923

CITY: Baker
LOCATION: CLASS1 Baker Blvd between Mill Rd and Kelbaker Rd.

AM TIME	COMBINED													TOTAL	PM Time	COMBINED													TOTAL
	1	2	3	4	5	6	7	8	9	10	11	12	13			1	2	3	4	5	6	7	8	9	10	11	12	13	
0:00	2	17	2	0	2	3	0	1	4	0	0	0	0	31	12:00	1	55	29	0	14	2	0	0	3	0	0	0	104	
0:15	0	8	3	1	3	0	0	0	2	0	0	0	0	17	12:15	3	53	38	1	17	4	0	1	4	0	0	0	121	
0:30	0	5	5	0	2	0	0	0	1	0	0	0	0	13	12:30	5	56	47	0	18	5	0	1	8	0	0	0	140	
0:45	0	8	1	0	2	0	0	0	1	0	0	0	0	12	12:45	4	61	25	1	20	4	0	2	5	0	0	0	122	
1:00	0	17	5	0	2	1	0	0	3	0	0	0	0	28	13:00	0	67	32	1	20	1	1	0	5	0	0	0	127	
1:15	1	7	6	0	0	1	0	0	2	0	0	0	0	17	13:15	1	59	30	1	14	0	0	0	6	0	0	1	112	
1:30	0	7	4	0	3	0	0	0	4	0	0	0	0	18	13:30	0	64	28	0	13	0	0	2	7	0	1	0	115	
1:45	0	5	0	0	0	0	0	0	2	0	0	0	0	7	13:45	1	62	38	1	13	1	0	0	3	0	0	0	119	
2:00	0	6	1	0	0	0	0	0	3	0	0	0	0	10	14:00	0	54	29	0	17	1	0	0	2	0	0	1	105	
2:15	0	5	3	0	0	0	0	0	0	0	0	0	0	8	14:15	3	56	24	2	20	2	0	1	6	0	0	0	114	
2:30	1	6	2	0	0	1	0	1	1	0	0	0	0	12	14:30	1	65	25	3	19	2	0	0	2	0	0	0	117	
2:45	0	3	0	0	2	0	0	0	0	0	0	0	0	5	14:45	0	56	24	0	14	0	0	1	2	0	0	0	97	
3:00	0	1	2	0	0	0	0	0	0	0	0	0	0	3	15:00	0	44	21	1	12	0	0	0	3	0	1	0	82	
3:15	0	7	2	1	1	0	0	0	2	1	0	0	0	14	15:15	0	49	21	0	10	0	0	0	5	0	0	0	85	
3:30	0	9	4	0	2	0	0	0	4	0	0	1	0	20	15:30	2	51	36	5	5	0	0	0	3	0	0	0	102	
3:45	2	6	11	0	0	2	0	0	4	0	0	0	0	25	15:45	2	47	24	0	12	2	0	1	1	0	0	0	89	
4:00	0	8	7	0	0	0	0	0	1	1	1	0	0	18	16:00	0	48	20	0	11	0	1	2	4	0	0	0	86	
4:15	1	4	3	0	3	1	0	0	1	0	0	0	0	13	16:15	2	42	22	0	10	2	0	0	2	0	0	0	80	
4:30	0	12	1	0	1	0	0	1	3	0	0	0	0	18	16:30	1	33	20	0	7	0	0	0	2	1	0	0	64	
4:45	0	15	0	0	4	0	0	0	6	0	0	0	0	25	16:45	2	31	30	2	4	1	0	0	3	0	0	0	73	
5:00	0	9	3	0	0	0	0	0	2	0	0	0	0	14	17:00	0	40	11	1	12	0	1	0	0	1	0	0	66	
5:15	0	9	4	2	1	0	0	1	2	0	0	0	0	19	17:15	1	27	19	0	4	1	0	0	1	0	0	0	53	
5:30	2	13	7	0	1	2	0	0	7	0	0	0	0	32	17:30	2	36	17	1	14	2	0	0	4	0	0	0	76	
5:45	0	10	6	3	3	0	0	0	2	0	0	0	0	24	17:45	0	36	15	1	13	0	0	1	6	0	0	0	72	
6:00	0	6	7	1	3	0	0	1	1	0	0	0	0	19	18:00	2	30	12	2	5	2	0	0	1	0	0	0	54	
6:15	0	14	5	0	0	0	0	0	7	0	0	0	0	26	18:15	0	31	14	1	4	0	0	1	0	0	0	0	51	
6:30	1	17	5	1	2	1	0	0	4	0	1	0	0	32	18:30	0	20	15	0	11	0	0	0	1	0	0	0	47	
6:45	2	13	9	1	4	1	0	0	1	0	2	0	0	33	18:45	3	30	18	2	7	0	0	1	0	0	0	0	61	
7:00	1	9	5	0	5	1	0	0	0	0	1	0	0	22	19:00	2	32	23	0	13	1	0	0	1	0	0	0	72	
7:15	2	15	11	0	5	2	0	1	3	1	0	0	0	40	19:15	1	34	18	0	7	0	0	0	4	1	0	0	65	
7:30	1	20	20	2	4	0	0	2	5	0	1	0	0	55	19:30	0	32	22	0	4	1	0	0	5	0	0	0	64	
7:45	2	23	10	0	5	2	0	1	4	0	0	0	0	47	19:45	3	41	19	1	5	2	1	1	5	0	0	0	78	
8:00	2	18	12	1	3	2	0	2	1	0	1	0	0	42	20:00	1	28	20	0	6	1	0	0	2	0	0	0	58	
8:15	2	24	15	1	9	2	0	2	2	0	0	0	0	57	20:15	0	26	15	1	1	0	1	0	2	0	0	0	46	
8:30	1	37	11	1	10	1	1	5	8	0	0	0	0	75	20:30	0	22	7	0	6	1	0	0	0	0	1	0	37	
8:45	2	29	10	0	5	0	0	1	5	0	1	0	0	53	20:45	0	31	15	1	4	0	0	2	3	0	0	0	56	
9:00	1	23	13	0	5	1	0	1	4	0	0	0	0	48	21:00	0	23	14	0	3	0	0	1	1	0	0	0	42	
9:15	0	34	11	1	10	1	0	3	4	0	0	0	0	64	21:15	2	13	18	1	6	1	0	0	0	0	0	0	41	
9:30	1	32	18	0	6	2	0	1	7	0	0	0	0	67	21:30	0	27	8	0	8	0	0	1	4	0	0	1	49	
9:45	1	27	17	3	12	0	0	2	3	0	0	0	0	65	21:45	0	14	11	0	5	1	0	0	2	0	0	0	33	
10:00	3	32	40	2	8	1	1	2	5	0	0	1	0	95	22:00	1	21	4	0	6	1	0	1	0	0	0	0	34	
10:15	2	38	21	0	15	2	1	2	3	0	0	0	0	84	22:15	0	14	13	0	9	0	0	0	1	0	0	0	37	
10:30	0	36	14	3	6	1	0	0	3	0	0	0	0	63	22:30	0	19	15	0	3	0	0	0	3	0	0	0	40	
10:45	2	55	16	0	15	3	0	4	6	1	0	0	0	102	22:45	1	23	17	0	5	1	0	0	3	0	0	0	50	
11:00	0	52	31	2	13	1	0	2	5	0	0	0	0	106	23:00	0	21	9	0	5	0	0	0	2	0	0	0	37	
11:15	2	38	36	1	11	1	0	1	3	0	0	0	0	93	23:15	1	15	15	0	5	1	0	0	0	0	0	0	37	
11:30	2	45	32	0	11	2	0	1	8	0	0	1	0	102	23:30	0	16	6	0	6	0	0	1	0	0	0	0	29	
11:45	2	59	19	1	7	5	1	2	5	0	0	0	0	101	23:45	0	18	7	0	4	0	0	1	0	0	0	0	30	
TOTAL	41	893	470	28	206	43	4	40	154	4	8	3	0	1,894	TOTAL	48	1,773	960	30	451	43	5	22	127	3	3	3	1	3,469

AM PEAK HOUR
10:45 AM
AM PEAK VOLUME
403

PM PEAK HOUR
12:15 PM
PM PEAK VOLUME
510

CLASS 1	Class 1 — Motorcycles	CLASS 8	3 to 4 Axles, Single Trailer
CLASS 2	Passenger Cars	CLASS 9	5 Axles, Single Trailer
CLASS 3	2 Axles, 4-Tire Single Units	CLASS 10	6 or More Axles, Single Trailer
CLASS 4	Buses	CLASS 11	5 or Less Axles, Multi-Trailers
CLASS 5	2 Axles, 6-Tire Single Units	CLASS 12	6 Axles, Multi-Trailers
CLASS 6	3 Axles, Single Unit	CLASS 13	7 or More Axles, Multi-Trailers
CLASS 7	4 or More Axles, Single Unit		

TOTAL: AM+PM	89	2,666	1,430	58	657	86	9	62	281	7	11	6	1	5,363
% OF TOTAL	1.7%	49.7%	26.7%	1.1%	12.3%	1.6%	0.2%	1.2%	5.2%	0.1%	0.2%	0.1%	0.0%	100.0%

24-HOUR ROADWAY SEGMENT COUNTS (WITH FHWA CLASSIFICATION)

PREPARED BY: AimTD LLC. tel: 714 253 7888 cs@aimtd.com

DATE: Saturday, September 28, 2024
JOB #: SC4923

CITY: Baker
LOCATION: CLASS1 Baker Blvd between Mill Rd and Kelbaker Rd.

AM TIME	EASTBOUND													TOTAL	PM Time	EASTBOUND													TOTAL
	1	2	3	4	5	6	7	8	9	10	11	12	13			1	2	3	4	5	6	7	8	9	10	11	12	13	
0:00	0	12	6	0	3	0	0	0	0	0	0	0	0	21	12:00	0	33	10	0	9	1	0	1	1	0	0	0	55	
0:15	0	10	3	0	4	0	0	0	0	1	0	0	0	18	12:15	0	25	7	0	9	0	0	2	0	0	0	0	43	
0:30	1	13	2	0	4	1	0	0	3	0	0	0	0	24	12:30	1	33	15	1	8	1	0	1	1	0	0	0	61	
0:45	0	9	10	0	0	0	0	0	1	0	0	0	0	20	12:45	1	26	12	0	8	0	0	0	2	0	0	0	49	
1:00	1	6	2	0	1	1	0	1	0	0	0	0	0	12	13:00	0	29	12	0	10	0	0	2	0	0	0	0	53	
1:15	0	10	2	0	0	0	0	0	3	0	0	0	0	15	13:15	0	28	11	1	8	1	0	0	3	0	0	0	52	
1:30	0	5	3	0	0	0	0	1	1	0	0	0	0	10	13:30	1	21	15	0	9	0	0	0	0	0	0	0	46	
1:45	0	4	2	0	0	0	0	0	0	0	0	0	0	6	13:45	0	32	11	1	4	0	0	1	0	0	1	0	50	
2:00	0	5	4	0	0	0	0	1	2	0	0	0	0	12	14:00	1	40	14	0	4	1	0	0	0	0	0	0	60	
2:15	0	6	4	0	1	0	0	1	0	0	0	0	0	12	14:15	0	15	5	0	3	0	1	1	1	0	0	0	26	
2:30	0	1	4	0	2	0	0	0	1	0	0	0	0	8	14:30	2	18	6	0	7	2	0	0	1	0	0	0	36	
2:45	0	1	0	0	0	0	0	0	0	0	0	0	0	1	14:45	1	18	4	1	6	1	0	1	2	0	0	0	34	
3:00	0	3	4	0	1	0	0	0	0	0	0	0	0	8	15:00	1	22	9	1	9	1	0	0	1	0	0	0	44	
3:15	0	5	5	1	1	0	0	0	0	0	0	0	0	12	15:15	0	24	11	0	10	0	0	2	0	0	0	0	47	
3:30	0	4	2	0	2	0	0	0	0	0	0	0	0	8	15:30	1	15	4	0	5	1	0	0	0	0	0	0	26	
3:45	0	5	4	0	0	0	0	0	2	0	0	0	0	11	15:45	0	12	10	0	5	0	0	0	0	0	0	0	27	
4:00	1	0	1	0	1	1	0	0	0	0	0	0	0	4	16:00	0	11	8	0	4	0	0	0	0	0	0	0	23	
4:15	0	9	2	0	2	0	0	1	2	0	0	0	0	16	16:15	0	17	5	0	6	0	0	2	0	0	0	0	30	
4:30	0	1	2	0	0	0	0	0	0	0	0	0	0	3	16:30	1	15	6	0	5	0	0	0	0	0	0	0	27	
4:45	0	0	1	0	4	0	0	0	0	0	0	0	0	5	16:45	0	15	5	0	4	0	0	0	1	0	0	0	25	
5:00	0	2	0	0	0	0	0	0	1	0	0	0	0	3	17:00	0	14	9	1	5	0	0	0	1	0	0	0	30	
5:15	0	5	2	0	1	0	0	0	1	0	1	0	0	10	17:15	1	12	9	0	5	1	0	0	0	0	0	0	28	
5:30	1	2	1	0	1	1	0	0	0	0	0	0	0	6	17:30	0	17	6	0	3	0	1	0	1	0	0	1	29	
5:45	0	4	2	0	0	0	0	0	0	0	0	0	0	6	17:45	0	14	8	1	2	0	0	0	0	0	0	0	25	
6:00	1	4	1	0	3	0	0	0	0	0	0	0	0	9	18:00	1	10	2	0	2	0	0	0	1	0	0	0	16	
6:15	0	5	5	0	0	0	0	0	1	0	0	0	0	11	18:15	2	18	7	1	5	1	0	0	1	0	0	0	35	
6:30	0	4	11	0	3	0	0	0	0	0	0	0	0	18	18:30	1	5	2	0	2	1	1	0	0	0	0	0	12	
6:45	0	4	4	0	4	0	0	0	0	0	0	0	0	12	18:45	0	12	0	0	4	0	0	1	0	0	0	0	17	
7:00	0	12	2	0	4	0	0	1	1	0	0	0	0	20	19:00	0	5	2	1	1	0	0	0	0	0	0	0	9	
7:15	0	14	2	0	5	0	0	0	1	0	1	0	0	23	19:15	0	2	2	0	3	0	0	0	0	0	0	0	7	
7:30	0	9	5	0	3	0	0	1	0	0	0	0	0	18	19:30	0	4	6	0	2	0	0	0	0	0	0	0	12	
7:45	1	13	6	0	1	1	0	1	1	0	0	0	0	24	19:45	0	9	6	0	4	0	0	0	1	0	0	0	20	
8:00	1	19	7	1	7	0	0	0	1	0	0	0	0	36	20:00	1	12	5	0	3	1	0	0	0	0	0	0	22	
8:15	3	19	8	0	5	3	0	1	0	0	0	0	0	39	20:15	0	6	3	1	3	0	0	1	0	0	0	0	14	
8:30	0	15	9	0	6	0	0	1	0	0	0	0	0	31	20:30	0	9	4	0	1	0	0	0	1	0	0	0	15	
8:45	0	18	5	0	8	0	0	0	0	0	0	0	0	31	20:45	1	12	5	0	3	0	0	0	1	0	0	0	22	
9:00	0	16	11	2	10	0	0	0	2	0	0	0	0	41	21:00	0	5	1	0	1	0	0	1	0	0	0	0	8	
9:15	0	25	5	0	7	0	0	0	2	0	0	0	0	39	21:15	0	12	4	0	0	0	0	0	2	0	1	0	19	
9:30	1	18	12	1	8	0	0	0	0	0	0	0	0	40	21:30	0	8	5	1	5	0	0	0	0	0	0	0	19	
9:45	0	21	13	0	4	0	0	0	1	0	0	0	0	39	21:45	0	14	1	0	2	0	0	1	0	0	0	0	18	
10:00	1	29	8	0	8	1	0	2	1	0	0	0	0	50	22:00	2	9	7	1	0	1	0	0	1	0	0	0	21	
10:15	0	28	7	2	6	1	0	0	1	0	0	0	0	45	22:15	0	8	3	0	2	0	1	0	0	0	0	0	14	
10:30	4	30	12	0	9	2	0	0	0	0	0	0	0	57	22:30	0	7	2	0	2	0	0	0	0	0	0	0	11	
10:45	0	21	11	0	1	0	0	1	2	0	0	0	0	36	22:45	0	8	3	0	0	0	0	0	1	0	0	0	12	
11:00	1	32	8	0	1	1	0	1	2	0	0	0	0	46	23:00	1	8	2	0	3	1	0	0	0	0	0	0	15	
11:15	0	24	7	0	5	0	0	0	2	0	0	0	0	38	23:15	0	5	1	0	2	1	0	1	0	0	0	0	10	
11:30	0	24	9	1	5	0	1	0	0	0	0	0	0	40	23:30	0	5	4	0	2	0	0	1	0	0	0	0	12	
11:45	0	23	6	1	11	0	0	0	0	0	0	0	0	41	23:45	0	1	2	0	3	0	0	0	0	0	0	0	6	
TOTAL	17	549	242	9	152	13	1	14	36	0	2	0	0	1,035	TOTAL	20	700	291	12	203	16	4	19	24	0	1	2,292		

AM PEAK HOUR 9:45 AM
AM PEAK VOLUME 191

PM PEAK HOUR 12:30 PM
PM PEAK VOLUME 215

CLASS 1	Class 1 — Motorcycles	CLASS 8	3 to 4 Axles, Single Trailer
CLASS 2	Passenger Cars	CLASS 9	5 Axles, Single Trailer
CLASS 3	2 Axles, 4-Tire Single Units	CLASS 10	6 or More Axles, Single Trailer
CLASS 4	Buses	CLASS 11	5 or Less Axles, Multi-Trailers
CLASS 5	2 Axles, 6-Tire Single Units	CLASS 12	6 Axles, Multi-Trailers
CLASS 6	3 Axles, Single Unit	CLASS 13	7 or More Axles, Multi-Trailers
CLASS 7	4 or More Axles, Single Unit		

TOTAL: AM+PM	37	1,249	533	21	355	29	5	33	60	0	3	2	0	2,327
% OF TOTAL	1.6%	53.7%	22.9%	0.9%	15.3%	1.2%	0.2%	1.4%	2.6%	0.0%	0.1%	0.1%	0.0%	100.0%

TOTAL: ALL	58	1,966	978	34	541	55	5	55	154	3	6	5	0	3,860
% OF TOTAL	1.5%	50.9%	25.3%	0.9%	14.0%	1.4%	0.1%	1.4%	4.0%	0.1%	0.2%	0.1%	0.0%	100.0%

24-HOUR ROADWAY SEGMENT COUNTS (WITH FHWA CLASSIFICATION)

PREPARED BY: AimTD LLC. tel: 714 253 7888 cs@aimtd.com

DATE: Saturday, September 28, 2024
JOB #: SC4923

CITY: Baker
LOCATION: CLASS1 Baker Blvd between Mill Rd and Kelbaker Rd.

AM TIME	WESTBOUND													TOTAL	PM Time	WESTBOUND													TOTAL
	1	2	3	4	5	6	7	8	9	10	11	12	13			1	2	3	4	5	6	7	8	9	10	11	12	13	
0:00	0	3	0	0	1	0	0	0	1	0	0	0	0	5	12:00	1	20	5	1	6	1	0	0	2	1	0	0	0	37
0:15	0	0	1	0	1	0	0	0	0	0	0	0	0	2	12:15	0	10	12	0	6	0	0	0	1	0	0	0	29	
0:30	0	1	1	0	0	0	0	0	0	0	0	0	0	2	12:30	1	21	15	0	1	1	0	0	2	0	0	0	41	
0:45	0	2	0	0	1	0	0	0	1	0	0	0	0	4	12:45	0	20	10	0	1	0	0	2	0	0	0	0	33	
1:00	0	8	2	0	1	0	0	0	1	0	0	0	0	12	13:00	0	22	14	1	9	0	0	0	0	0	0	0	46	
1:15	0	2	0	0	2	0	0	0	1	0	0	0	0	5	13:15	0	9	2	1	7	0	0	1	1	0	0	0	21	
1:30	0	3	2	0	0	0	0	1	1	0	0	0	0	7	13:30	0	10	6	0	4	0	0	0	1	0	0	0	21	
1:45	0	0	1	0	1	0	0	0	0	0	0	0	0	2	13:45	0	10	12	0	6	0	0	0	0	0	0	0	28	
2:00	0	0	0	0	0	0	0	0	0	0	0	0	0	0	14:00	1	8	10	0	3	2	0	0	0	0	0	0	24	
2:15	0	3	0	0	0	1	0	0	1	0	0	0	0	5	14:15	0	11	10	1	2	0	0	0	2	0	0	0	26	
2:30	0	2	1	0	1	0	0	0	0	0	0	0	0	4	14:30	0	9	7	0	5	0	0	0	0	0	0	0	21	
2:45	0	3	0	0	0	0	0	0	1	0	0	0	0	4	14:45	1	9	12	0	3	1	0	1	2	0	0	0	29	
3:00	0	2	1	0	1	0	0	0	0	0	0	0	0	4	15:00	0	14	7	0	3	0	0	0	1	0	0	0	25	
3:15	0	3	1	0	0	0	0	0	0	0	0	0	0	4	15:15	0	8	6	0	0	0	0	0	0	0	0	0	14	
3:30	0	2	2	0	0	0	0	0	1	0	0	0	0	5	15:30	1	10	7	1	2	1	0	0	0	0	0	0	22	
3:45	0	2	0	0	0	0	0	0	1	0	0	0	0	3	15:45	0	14	8	0	2	1	0	0	0	0	0	0	25	
4:00	0	1	1	0	1	0	0	0	0	0	0	0	0	3	16:00	0	9	5	0	3	0	0	1	1	0	0	0	19	
4:15	0	4	1	0	0	0	0	0	2	0	0	0	0	7	16:15	0	13	3	0	0	0	0	3	0	0	0	0	19	
4:30	0	0	4	0	0	0	0	0	0	0	0	0	0	4	16:30	0	7	7	0	2	0	0	0	2	0	0	0	18	
4:45	0	1	1	0	1	0	0	0	0	0	0	0	0	3	16:45	0	5	7	0	2	0	0	0	0	0	0	0	14	
5:00	0	5	0	0	0	0	0	1	2	0	0	0	0	8	17:00	0	4	1	0	1	0	0	1	0	0	0	0	7	
5:15	0	3	1	1	4	0	0	0	0	0	0	1	0	10	17:15	0	14	7	0	1	0	0	1	2	0	0	0	25	
5:30	0	5	4	0	2	0	0	0	2	0	0	0	0	13	17:30	0	6	9	0	3	0	0	0	1	0	0	0	19	
5:45	0	4	4	0	1	0	0	1	1	0	0	1	0	12	17:45	0	14	6	0	3	0	0	0	2	0	0	0	25	
6:00	0	5	3	0	2	0	0	0	3	0	0	0	0	13	18:00	1	8	8	1	2	0	0	1	0	0	0	0	21	
6:15	1	3	7	0	2	1	0	1	0	0	0	0	0	15	18:15	0	9	4	0	3	2	0	0	0	0	0	0	18	
6:30	0	3	4	0	4	0	0	0	0	0	0	0	0	11	18:30	0	10	4	0	1	2	0	0	2	0	0	0	19	
6:45	1	12	4	1	0	2	0	0	4	0	0	0	0	24	18:45	0	6	5	0	2	0	0	1	1	0	0	0	15	
7:00	0	7	3	0	4	0	0	0	0	0	0	0	0	14	19:00	1	5	2	0	2	1	0	0	0	0	0	0	11	
7:15	0	9	6	0	3	0	0	1	3	0	0	0	0	22	19:15	0	4	3	0	0	0	0	0	1	0	0	0	8	
7:30	0	9	6	0	2	0	0	0	2	1	0	0	0	20	19:30	1	6	1	0	3	1	0	1	0	0	0	0	13	
7:45	0	11	10	0	0	0	0	1	2	0	1	0	0	25	19:45	0	5	2	0	1	0	0	0	0	0	0	0	8	
8:00	1	11	4	0	0	1	0	0	3	0	1	0	0	21	20:00	0	12	5	0	4	0	0	0	2	0	0	0	23	
8:15	0	6	5	1	1	0	0	0	0	0	0	0	0	13	20:15	0	8	3	0	0	0	0	0	1	0	0	0	12	
8:30	0	13	5	0	3	0	0	0	1	1	1	0	0	24	20:30	0	7	2	0	5	0	0	0	1	0	0	0	15	
8:45	0	12	5	0	2	0	0	0	1	0	0	0	0	20	20:45	0	9	2	0	0	0	0	0	2	0	0	0	13	
9:00	0	13	5	1	3	0	0	0	4	0	0	0	0	26	21:00	0	7	1	0	1	0	0	0	1	0	0	0	10	
9:15	0	5	7	0	1	0	0	1	1	0	0	0	0	15	21:15	0	1	2	0	1	0	0	0	0	0	0	0	4	
9:30	0	10	6	0	1	0	0	0	4	0	0	0	0	21	21:30	1	5	2	0	0	1	0	0	1	0	0	0	10	
9:45	2	15	8	0	5	1	0	0	3	0	0	0	0	34	21:45	1	3	7	0	2	1	0	0	1	0	0	0	15	
10:00	2	13	2	0	2	1	0	1	1	0	0	1	0	23	22:00	0	3	2	0	2	0	0	0	0	0	0	0	7	
10:15	1	11	7	0	5	2	0	1	1	0	0	0	0	28	22:15	0	4	4	0	1	0	0	0	0	0	0	0	9	
10:30	0	14	8	0	4	0	0	1	2	0	0	0	0	29	22:30	0	3	2	0	0	0	0	0	0	0	0	0	5	
10:45	0	10	8	0	3	0	0	0	1	0	0	0	0	22	22:45	0	4	1	0	1	0	0	0	0	0	0	0	6	
11:00	0	13	9	1	2	0	0	1	0	0	0	0	0	26	23:00	0	2	3	0	2	0	0	0	0	0	0	0	7	
11:15	0	18	19	2	1	1	0	0	1	0	0	0	0	42	23:15	1	4	3	0	0	1	0	0	2	0	0	0	11	
11:30	1	18	7	0	5	0	0	1	0	0	0	0	0	32	23:30	1	3	1	0	1	0	0	0	1	0	0	0	7	
11:45	0	11	10	0	4	0	0	0	2	0	0	0	0	27	23:45	0	1	2	0	0	0	0	0	0	0	0	0	3	
TOTAL	9	311	186	7	77	10	0	12	55	2	3	3	0	675	TOTAL	12	406	259	6	109	16	0	10	39	1	0	0	858	

AM PEAK HOUR
11:00 AM
AM PEAK VOLUME 127

PM PEAK HOUR
12:15 PM
PM PEAK VOLUME 149

CLASS 1	Class 1 — Motorcycles	CLASS 8	3 to 4 Axles, Single Trailer
CLASS 2	Passenger Cars	CLASS 9	5 Axles, Single Trailer
CLASS 3	2 Axles, 4-Tire Single Units	CLASS 10	6 or More Axles, Single Trailer
CLASS 4	Buses	CLASS 11	5 or Less Axles, Multi-Trailers
CLASS 5	2 Axles, 6-Tire Single Units	CLASS 12	6 Axles, Multi-Trailers
CLASS 6	3 Axles, Single Unit	CLASS 13	7 or More Axles, Multi-Trailers
CLASS 7	4 or More Axles, Single Unit		

TOTAL: AM+PM	21	717	445	13	186	26	0	22	94	3	3	3	0	1,533
% OF TOTAL	1.4%	46.8%	29.0%	0.8%	12.1%	1.7%	0.0%	1.4%	6.1%	0.2%	0.2%	0.2%	0.0%	100.0%

24-HOUR ROADWAY SEGMENT COUNTS (WITH FHWA CLASSIFICATION)

PREPARED BY: AimTD LLC. tel: 714 253 7888 cs@aimtd.com

DATE: Saturday, September 28, 2024
JOB #: SC4923

CITY: Baker
LOCATION: CLASS1 Baker Blvd between Mill Rd and Kelbaker Rd.

AM TIME	COMBINED													TOTAL	PM Time	COMBINED													TOTAL
	1	2	3	4	5	6	7	8	9	10	11	12	13			1	2	3	4	5	6	7	8	9	10	11	12	13	
0:00	0	15	6	0	4	0	0	0	1	0	0	0	0	26	12:00	1	53	15	1	15	2	0	1	3	1	0	0	0	92
0:15	0	10	4	0	5	0	0	0	1	0	0	0	0	20	12:15	0	35	19	0	15	0	0	2	1	0	0	0	72	
0:30	1	14	3	0	4	1	0	0	0	3	0	0	0	26	12:30	2	54	30	1	9	2	0	1	3	0	0	0	102	
0:45	0	11	10	0	1	0	0	0	2	0	0	0	0	24	12:45	1	46	22	0	9	0	0	2	2	0	0	0	82	
1:00	1	14	4	0	2	1	0	1	1	0	0	0	0	24	13:00	0	51	26	1	19	0	0	2	0	0	0	0	99	
1:15	0	12	2	0	2	0	0	0	4	0	0	0	0	20	13:15	0	37	13	2	15	1	0	1	4	0	0	0	73	
1:30	0	8	5	0	0	0	0	2	2	0	0	0	0	17	13:30	1	31	21	0	13	0	0	0	1	0	0	0	67	
1:45	0	4	3	0	1	0	0	0	0	0	0	0	0	8	13:45	0	42	23	1	10	0	0	1	0	0	1	0	78	
2:00	0	5	4	0	0	0	0	1	2	0	0	0	0	12	14:00	2	48	24	0	7	3	0	0	0	0	0	0	84	
2:15	0	9	4	0	1	1	0	1	1	0	0	0	0	17	14:15	0	26	15	1	5	0	1	1	3	0	0	0	52	
2:30	0	3	5	0	3	0	0	0	1	0	0	0	0	12	14:30	2	27	13	0	12	2	0	0	1	0	0	0	57	
2:45	0	4	0	0	0	0	0	0	1	0	0	0	0	5	14:45	2	27	16	1	9	2	0	2	4	0	0	0	63	
3:00	0	5	5	0	2	0	0	0	0	0	0	0	0	12	15:00	1	36	16	1	12	1	0	0	2	0	0	0	69	
3:15	0	8	6	1	1	0	0	0	0	0	0	0	0	16	15:15	0	32	17	0	10	0	0	2	0	0	0	0	61	
3:30	0	6	4	0	2	0	0	0	1	0	0	0	0	13	15:30	2	25	11	1	7	2	0	0	0	0	0	0	48	
3:45	0	7	4	0	0	0	0	0	3	0	0	0	0	14	15:45	0	26	18	0	7	1	0	0	0	0	0	0	52	
4:00	1	1	2	0	2	1	0	0	0	0	0	0	0	7	16:00	0	20	13	0	7	0	0	1	1	0	0	0	42	
4:15	0	13	3	0	2	0	0	1	4	0	0	0	0	23	16:15	0	30	8	0	6	0	0	2	3	0	0	0	49	
4:30	0	1	6	0	0	0	0	0	0	0	0	0	0	7	16:30	1	22	13	0	7	0	0	2	0	0	0	0	45	
4:45	0	1	2	0	5	0	0	0	0	0	0	0	0	8	16:45	0	20	12	0	6	0	0	0	1	0	0	0	39	
5:00	0	7	0	0	0	0	0	1	3	0	0	0	0	11	17:00	0	18	10	1	6	0	0	1	1	0	0	0	37	
5:15	0	8	3	1	5	0	0	0	1	0	1	1	0	20	17:15	1	26	16	0	6	1	0	1	2	0	0	0	53	
5:30	1	7	5	0	3	1	0	0	2	0	0	0	0	19	17:30	0	23	15	0	6	0	1	0	2	0	0	1	48	
5:45	0	8	6	0	1	0	0	1	1	0	0	1	0	18	17:45	0	28	14	1	5	0	0	2	0	0	0	0	50	
6:00	1	9	4	0	5	0	0	0	3	0	0	0	0	22	18:00	2	18	10	1	4	0	0	1	1	0	0	0	37	
6:15	1	8	12	0	2	1	0	1	1	0	0	0	0	26	18:15	2	27	11	1	8	3	0	0	1	0	0	0	53	
6:30	0	7	15	0	7	0	0	0	0	0	0	0	0	29	18:30	1	15	6	0	3	3	1	0	2	0	0	0	31	
6:45	1	16	8	1	4	2	0	0	4	0	0	0	0	36	18:45	0	18	5	0	6	0	0	2	1	0	0	0	32	
7:00	0	19	5	0	8	0	0	1	1	0	0	0	0	34	19:00	1	10	4	1	3	1	0	0	0	0	0	0	20	
7:15	0	23	8	0	8	0	0	1	4	0	1	0	0	45	19:15	0	6	5	0	3	0	0	0	1	0	0	0	15	
7:30	0	18	11	0	5	0	0	1	2	1	0	0	0	38	19:30	1	10	7	0	5	1	0	1	0	0	0	0	25	
7:45	1	24	16	0	1	1	0	2	3	0	1	0	0	49	19:45	0	14	8	0	5	0	0	0	1	0	0	0	28	
8:00	2	30	11	1	7	1	0	0	4	0	1	0	0	57	20:00	1	24	10	0	7	1	0	0	2	0	0	0	45	
8:15	3	25	13	1	6	3	0	1	0	0	0	0	0	52	20:15	0	14	6	1	3	0	0	1	1	0	0	0	26	
8:30	0	28	14	0	9	0	0	1	1	1	1	0	0	55	20:30	0	16	6	0	6	0	0	0	2	0	0	0	30	
8:45	0	30	10	0	10	0	0	0	1	0	0	0	0	51	20:45	1	21	7	0	3	0	0	0	3	0	0	0	35	
9:00	0	29	16	3	13	0	0	0	6	0	0	0	0	67	21:00	0	12	2	0	2	0	0	1	1	0	0	0	18	
9:15	0	30	12	0	8	0	0	1	3	0	0	0	0	54	21:15	0	13	6	0	1	0	0	0	2	0	1	0	23	
9:30	1	28	18	1	9	0	0	0	4	0	0	0	0	61	21:30	1	13	7	1	5	1	0	0	1	0	0	0	29	
9:45	2	36	21	0	9	1	0	0	4	0	0	0	0	73	21:45	1	17	8	0	4	1	0	1	1	0	0	0	33	
10:00	3	42	10	0	10	2	0	3	2	0	0	1	0	73	22:00	2	12	9	1	2	1	0	0	1	0	0	0	28	
10:15	1	39	14	2	11	3	0	1	2	0	0	0	0	73	22:15	0	12	7	0	3	0	1	0	0	0	0	0	23	
10:30	4	44	20	0	13	2	0	1	2	0	0	0	0	86	22:30	0	10	4	0	2	0	0	0	0	0	0	0	16	
10:45	0	31	19	0	4	0	0	1	3	0	0	0	0	58	22:45	0	12	4	0	1	0	0	0	1	0	0	0	18	
11:00	1	45	17	1	3	1	0	2	2	0	0	0	0	72	23:00	1	10	5	0	5	1	0	0	0	0	0	0	22	
11:15	0	42	26	2	6	1	0	0	3	0	0	0	0	80	23:15	1	9	4	0	2	2	0	1	2	0	0	0	21	
11:30	1	42	16	1	10	0	1	1	0	0	0	0	0	72	23:30	1	8	5	0	3	0	0	1	1	0	0	0	19	
11:45	0	34	16	1	15	0	0	2	0	0	0	0	0	68	23:45	0	2	4	0	3	0	0	0	0	0	0	0	9	
TOTAL	26	860	428	16	229	23	1	26	91	2	5	3	0	1,710	TOTAL	32	1,106	550	18	312	32	4	29	63	1	1	2	0	2,150

AM PEAK HOUR
9:45 AM
AM PEAK VOLUME
305

PM PEAK HOUR
12:30 PM
PM PEAK VOLUME
356

CLASS 1	Class 1 — Motorcycles	CLASS 8	3 to 4 Axles, Single Trailer
CLASS 2	Passenger Cars	CLASS 9	5 Axles, Single Trailer
CLASS 3	2 Axles, 4-Tire Single Units	CLASS 10	6 or More Axles, Single Trailer
CLASS 4	Buses	CLASS 11	5 or Less Axles, Multi-Trailers
CLASS 5	2 Axles, 6-Tire Single Units	CLASS 12	6 Axles, Multi-Trailers
CLASS 6	3 Axles, Single Unit	CLASS 13	7 or More Axles, Multi-Trailers
CLASS 7	4 or More Axles, Single Unit		

TOTAL: AM+PM	58	1,966	978	34	541	55	5	55	154	3	6	5	0	3,860
% OF TOTAL	1.5%	50.9%	25.3%	0.9%	14.0%	1.4%	0.1%	1.4%	4.0%	0.1%	0.2%	0.1%	0.0%	100.0%

24-HOUR ROADWAY SEGMENT COUNTS (WITH FHWA CLASSIFICATION)

PREPARED BY: AimTD LLC. tel: 714 253 7888 cs@aimtd.com

DATE: Sunday, September 29, 2024
JOB #: SC4923

CITY: Baker
LOCATION: CLASS1 Baker Blvd between Mill Rd and Kelbaker Rd.

AM TIME	EASTBOUND													TOTAL	PM Time	EASTBOUND													TOTAL
	1	2	3	4	5	6	7	8	9	10	11	12	13			1	2	3	4	5	6	7	8	9	10	11	12	13	
0:00	1	10	1	1	2	1	0	0	0	0	0	0	0	16	12:00	0	19	7	0	6	0	0	0	0	0	0	32		
0:15	0	6	2	0	1	0	0	0	0	0	0	0	0	9	12:15	0	19	18	0	7	0	0	0	0	0	0	44		
0:30	0	7	5	0	1	0	0	1	0	0	0	0	0	14	12:30	1	38	14	1	2	0	0	0	2	0	0	58		
0:45	0	1	0	0	0	0	0	0	0	1	0	0	0	2	12:45	0	23	31	0	7	0	0	0	0	0	0	61		
1:00	0	6	2	0	1	0	0	0	1	0	0	0	0	10	13:00	2	43	17	1	16	0	0	1	1	0	0	81		
1:15	0	5	2	0	1	0	0	0	0	0	0	0	0	8	13:15	0	35	15	0	12	0	0	0	0	0	0	62		
1:30	0	6	0	0	1	0	0	0	0	0	0	0	0	7	13:30	0	40	14	2	6	0	0	0	1	0	0	63		
1:45	0	2	3	1	2	0	0	0	0	0	0	0	0	8	13:45	0	45	10	0	7	0	0	1	2	0	0	65		
2:00	1	2	5	0	0	0	1	0	0	0	0	0	0	9	14:00	1	33	11	0	8	0	0	1	1	0	0	55		
2:15	1	4	3	0	0	2	0	0	0	0	0	0	0	10	14:15	1	27	8	0	4	2	0	0	0	0	0	42		
2:30	0	2	2	0	1	0	0	0	1	0	0	0	0	6	14:30	2	26	10	0	10	3	1	2	0	0	0	54		
2:45	0	3	1	0	0	0	0	0	0	1	0	0	0	5	14:45	0	34	8	0	4	0	0	1	0	0	0	47		
3:00	0	2	0	0	0	0	0	0	0	0	0	0	0	2	15:00	1	31	20	0	6	1	0	0	0	0	0	59		
3:15	1	3	2	0	1	1	0	0	0	0	0	0	0	8	15:15	2	34	13	1	8	1	0	0	0	0	0	59		
3:30	0	0	4	0	2	0	0	0	0	0	0	0	0	6	15:30	2	32	13	1	4	0	0	2	1	0	0	55		
3:45	0	1	1	0	1	0	0	1	0	0	0	0	0	4	15:45	1	23	10	1	10	0	0	2	2	0	0	49		
4:00	0	0	1	0	0	0	0	0	0	0	0	0	0	1	16:00	2	37	9	0	13	2	0	0	1	0	0	64		
4:15	0	4	1	0	0	0	0	0	2	0	0	0	0	7	16:15	0	33	13	1	6	0	0	1	0	0	0	54		
4:30	0	2	1	0	0	0	0	0	0	0	0	0	0	3	16:30	0	27	12	0	5	0	0	1	0	0	0	45		
4:45	0	3	0	0	1	0	0	0	0	0	0	0	0	4	16:45	0	32	10	0	7	0	0	2	0	0	1	52		
5:00	0	5	0	0	0	0	0	2	0	0	0	0	0	7	17:00	1	24	14	0	5	1	0	0	0	0	0	45		
5:15	0	2	0	0	1	0	0	0	0	0	0	0	0	3	17:15	0	34	7	0	6	0	0	1	2	0	0	50		
5:30	0	1	0	0	0	0	0	1	0	0	0	0	0	2	17:30	0	24	10	1	5	0	0	0	0	0	1	41		
5:45	0	2	1	0	1	0	0	0	0	0	0	0	0	4	17:45	2	23	10	0	5	0	0	3	0	0	0	43		
6:00	0	2	1	0	1	0	0	0	0	0	0	0	0	4	18:00	0	15	12	1	10	0	0	1	1	0	0	40		
6:15	0	2	0	0	0	0	0	0	0	0	0	0	0	2	18:15	0	17	6	0	5	0	0	0	0	0	0	28		
6:30	1	5	0	0	2	1	0	0	1	0	0	0	0	10	18:30	0	17	13	0	6	0	0	0	0	0	0	36		
6:45	1	8	3	0	2	1	0	0	0	0	0	0	0	15	18:45	1	24	16	0	4	3	0	1	2	0	0	51		
7:00	0	7	6	0	2	0	0	0	0	0	0	0	0	15	19:00	0	17	14	0	3	0	0	0	0	0	0	34		
7:15	0	5	1	0	6	0	0	0	1	0	0	0	0	13	19:15	0	18	2	0	1	0	0	1	3	0	0	25		
7:30	0	4	8	0	1	0	0	1	1	0	0	0	0	15	19:30	1	18	8	1	6	1	0	2	0	0	0	37		
7:45	0	9	5	0	2	0	0	0	1	0	0	0	0	17	19:45	1	14	7	1	1	1	0	1	0	0	0	26		
8:00	0	7	3	0	4	0	0	0	2	0	0	0	0	16	20:00	0	10	11	0	5	0	0	0	0	0	0	26		
8:15	0	19	14	0	3	0	0	0	0	0	0	0	0	36	20:15	0	14	11	2	6	0	0	0	0	0	0	33		
8:30	0	19	2	1	4	0	0	1	1	0	0	0	0	28	20:30	0	10	7	2	0	0	0	0	2	0	0	21		
8:45	0	19	3	0	4	0	0	1	2	0	0	0	0	29	20:45	1	13	6	0	2	1	0	1	1	0	0	25		
9:00	1	12	9	1	9	2	0	0	0	0	0	0	0	34	21:00	0	5	2	0	4	0	0	0	0	0	0	11		
9:15	0	17	4	0	8	0	0	0	0	0	0	0	0	29	21:15	0	7	4	0	4	0	0	0	1	0	0	16		
9:30	1	21	9	0	8	0	0	0	1	0	0	0	0	40	21:30	1	8	4	0	1	1	0	0	0	0	0	15		
9:45	1	25	13	0	5	1	0	0	0	0	0	0	0	45	21:45	0	12	8	0	4	0	0	0	0	0	0	24		
10:00	1	18	17	0	6	3	0	1	0	0	0	0	0	46	22:00	0	10	6	0	2	0	0	0	0	0	0	18		
10:15	0	20	8	1	4	2	0	2	1	0	0	0	0	38	22:15	1	13	9	0	5	0	0	0	1	0	0	29		
10:30	0	16	5	0	1	1	0	0	0	0	0	0	0	23	22:30	0	16	7	0	4	0	0	1	0	0	0	28		
10:45	0	25	6	0	0	0	0	3	1	0	0	0	0	35	22:45	0	18	7	0	5	0	0	3	1	0	0	34		
11:00	1	24	19	0	7	1	0	0	0	0	0	0	0	52	23:00	0	14	2	0	3	0	0	1	1	0	0	21		
11:15	0	18	14	0	6	0	0	1	0	0	0	0	0	39	23:15	0	9	6	0	3	0	0	0	1	0	0	19		
11:30	1	26	10	0	10	1	0	2	2	0	0	0	0	52	23:30	0	7	3	0	3	0	0	0	0	0	0	13		
11:45	2	28	12	1	6	2	0	0	1	0	0	0	0	52	23:45	0	2	3	0	2	0	0	0	0	0	0	7		
TOTAL	14	435	209	6	118	19	1	14	24	0	0	0	0	840	TOTAL	24	1,044	478	16	258	17	1	30	27	0	1,897			

AM PEAK HOUR 11:00 AM
AM PEAK VOLUME 195

PM PEAK HOUR 1:00 PM
PM PEAK VOLUME 271

CLASS 1	Class 1 — Motorcycles	CLASS 8	3 to 4 Axles, Single Trailer
CLASS 2	Passenger Cars	CLASS 9	5 Axles, Single Trailer
CLASS 3	2 Axles, 4-Tire Single Units	CLASS 10	6 or More Axles, Single Trailer
CLASS 4	Buses	CLASS 11	5 or Less Axles, Multi-Trailers
CLASS 5	2 Axles, 6-Tire Single Units	CLASS 12	6 Axles, Multi-Trailers
CLASS 6	3 Axles, Single Unit	CLASS 13	7 or More Axles, Multi-Trailers
CLASS 7	4 or More Axles, Single Unit		

TOTAL: AM+PM	38	1,479	687	22	376	36	2	44	51	0	0	2	0	2,737
% OF TOTAL	1.4%	54.0%	25.1%	0.8%	13.7%	1.3%	0.1%	1.6%	1.9%	0.0%	0.0%	0.1%	0.0%	100.0%

TOTAL: ALL	52	2,674	1,416	36	645	48	4	58	120	0	0	5	0	5,058
% OF TOTAL	1.0%	52.9%	28.0%	0.7%	12.8%	0.9%	0.1%	1.1%	2.4%	0.0%	0.0%	0.1%	0.0%	100.0%

24-HOUR ROADWAY SEGMENT COUNTS (WITH FHWA CLASSIFICATION)

PREPARED BY: AimTD LLC. tel: 714 253 7888 cs@aimtd.com

DATE: Sunday, September 29, 2024
 JOB #: SC4923

CITY: Baker
 LOCATION: CLASS1 Baker Blvd between Mill Rd and Kelbaker Rd.

AM TIME	WESTBOUND													TOTAL	PM Time	WESTBOUND													TOTAL						
	1	2	3	4	5	6	7	8	9	10	11	12	13			1	2	3	4	5	6	7	8	9	10	11	12	13							
0:00	0	2	2	0	0	0	0	0	0	0	0	0	0	4	12:00	0	23	18	1	9	0	0	0	0	0	0	0	0	0	0	0	0	0	0	51
0:15	0	3	3	0	0	0	0	0	0	0	0	0	0	6	12:15	0	11	26	0	4	0	0	0	0	0	0	0	0	0	0	0	0	41		
0:30	0	2	1	0	1	0	0	0	0	0	0	0	0	4	12:30	0	32	13	0	2	0	0	0	0	1	0	0	0	0	0	0	0	48		
0:45	0	3	0	0	1	0	0	0	0	1	0	0	0	5	12:45	0	30	10	0	9	0	1	1	1	1	0	0	0	0	0	0	0	52		
1:00	0	2	2	0	0	0	0	0	0	0	0	0	0	4	13:00	1	27	17	1	4	0	0	1	1	1	0	0	0	0	0	0	0	52		
1:15	0	4	3	0	0	0	0	0	0	1	0	0	0	8	13:15	0	28	12	1	9	0	0	1	0	0	0	0	0	0	0	0	0	51		
1:30	0	3	1	0	0	0	0	0	0	1	0	0	0	5	13:30	0	29	22	0	7	0	0	0	0	0	0	0	0	0	0	0	0	58		
1:45	0	1	7	0	0	0	0	0	0	0	0	0	0	8	13:45	0	30	15	1	3	0	0	0	1	0	0	0	0	0	0	0	0	50		
2:00	0	3	1	0	0	0	0	0	0	0	0	0	0	4	14:00	0	30	22	0	12	0	0	1	1	0	0	0	0	0	0	0	0	66		
2:15	0	2	2	0	0	0	0	0	0	0	0	0	0	4	14:15	1	28	12	1	6	1	0	1	1	0	0	0	0	0	0	0	0	51		
2:30	0	1	0	0	0	0	0	0	0	0	0	0	0	1	14:30	0	26	18	0	4	0	0	0	3	0	0	0	0	0	0	0	0	51		
2:45	0	3	0	1	0	0	0	0	0	2	0	0	0	6	14:45	0	29	26	0	7	0	0	0	3	0	0	0	0	0	0	0	0	65		
3:00	0	3	1	0	1	0	0	0	0	0	0	0	0	5	15:00	1	20	15	0	3	0	1	0	1	0	0	0	0	0	0	0	0	41		
3:15	0	1	0	0	0	0	0	0	0	0	0	0	0	1	15:15	0	23	13	0	6	0	0	0	1	0	0	0	0	0	0	0	0	43		
3:30	0	0	0	0	0	0	0	0	0	0	0	0	0	0	15:30	0	17	10	0	9	0	0	0	0	0	0	0	0	0	0	0	0	36		
3:45	0	2	2	0	0	0	0	0	0	0	0	0	0	4	15:45	0	21	8	0	4	0	0	0	1	0	0	0	0	0	0	0	0	34		
4:00	0	1	1	0	0	0	0	0	0	0	0	0	0	2	16:00	0	20	13	0	3	1	0	0	2	0	0	0	0	0	0	0	0	39		
4:15	0	2	3	0	0	0	0	0	0	1	0	0	0	6	16:15	1	27	13	0	4	1	0	0	1	0	0	0	0	0	0	0	0	47		
4:30	0	2	1	1	0	0	0	0	0	0	0	0	0	4	16:30	1	12	9	0	6	0	0	0	1	0	0	0	0	0	0	0	0	29		
4:45	0	0	0	0	1	0	0	0	0	0	0	0	0	1	16:45	1	24	20	0	7	1	0	1	1	0	0	0	0	0	0	0	0	55		
5:00	0	1	5	0	0	0	0	0	0	0	0	0	0	6	17:00	0	17	2	0	6	0	0	0	2	0	0	0	0	0	0	0	0	27		
5:15	0	4	0	0	0	0	0	0	0	1	0	0	0	5	17:15	0	18	11	0	1	0	0	0	0	0	0	0	0	0	0	0	0	30		
5:30	0	6	0	0	1	0	0	0	0	1	0	0	0	8	17:30	0	23	11	0	6	0	0	0	2	0	0	0	0	0	0	0	0	42		
5:45	0	2	1	0	1	0	0	0	0	0	0	0	0	4	17:45	0	25	12	0	8	0	0	0	1	0	0	0	0	0	0	0	0	46		
6:00	0	3	4	0	0	0	0	0	0	0	0	0	0	7	18:00	1	28	13	0	4	1	0	1	2	0	0	1	0	0	0	0	0	51		
6:15	0	8	1	0	0	0	0	0	0	1	0	0	0	10	18:15	0	12	10	0	6	0	0	0	0	0	0	0	0	0	0	0	0	28		
6:30	0	1	1	0	0	0	0	0	0	1	0	0	0	3	18:30	0	16	6	1	5	0	0	0	0	0	0	0	0	0	0	0	0	28		
6:45	0	6	3	0	0	0	0	0	0	0	0	0	0	9	18:45	0	15	10	1	4	0	0	0	1	0	0	0	0	0	0	0	0	31		
7:00	0	6	4	0	3	0	0	0	0	1	0	0	0	14	19:00	0	20	6	0	3	0	0	0	2	0	0	0	0	0	0	0	0	31		
7:15	0	6	5	0	2	0	0	0	0	0	0	0	0	13	19:15	0	21	13	0	4	0	0	0	1	0	0	0	0	0	0	0	0	39		
7:30	0	7	5	1	3	0	0	0	0	0	0	0	0	16	19:30	0	17	6	1	1	0	0	1	1	0	0	0	0	0	0	0	0	27		
7:45	1	8	4	0	1	1	0	0	0	1	0	0	0	16	19:45	0	10	7	0	3	0	0	0	0	0	0	0	0	0	0	0	0	20		
8:00	0	5	2	0	3	0	0	0	0	0	0	0	0	10	20:00	0	20	14	0	2	0	0	0	2	0	0	0	0	0	0	0	0	38		
8:15	0	9	5	0	1	0	0	0	0	0	0	0	0	15	20:15	0	14	4	0	2	0	0	1	0	0	0	0	0	0	0	0	0	21		
8:30	0	6	8	0	2	0	0	0	1	1	0	0	0	18	20:30	1	7	9	0	3	0	0	0	3	0	0	0	0	0	0	0	0	23		
8:45	0	13	5	0	4	0	0	0	0	0	0	0	0	22	20:45	0	15	3	0	0	0	0	0	0	0	0	0	0	0	0	0	0	18		
9:00	0	15	5	0	0	1	0	1	4	0	0	0	0	26	21:00	0	15	5	0	2	1	0	0	0	0	0	0	0	0	0	0	0	23		
9:15	1	20	6	0	4	1	0	0	2	0	0	0	0	34	21:15	0	8	3	0	2	0	0	0	0	0	0	0	0	0	0	0	0	13		
9:30	1	9	7	0	2	0	0	1	0	0	0	0	0	20	21:30	0	10	4	0	1	0	0	0	0	0	0	0	0	0	0	0	0	15		
9:45	0	8	8	0	6	0	0	0	0	0	0	0	0	22	21:45	0	13	4	0	3	0	0	0	2	0	0	0	0	0	0	0	0	22		
10:00	0	17	11	0	2	0	0	0	2	0	0	0	0	32	22:00	0	11	5	1	4	0	0	0	0	0	0	0	0	0	0	0	0	21		
10:15	0	19	5	0	2	0	0	0	0	1	0	0	0	27	22:15	1	12	5	0	2	1	0	0	2	0	0	0	1	0	0	0	0	24		
10:30	1	4	8	0	3	1	0	0	0	0	0	0	0	17	22:30	0	7	5	0	1	0	0	0	1	0	0	0	0	0	0	0	0	14		
10:45	1	18	18	1	6	1	0	0	2	0	0	0	0	47	22:45	0	12	5	0	1	0	0	0	0	0	0	0	0	1	0	0	0	19		
11:00	0	16	13	0	3	0	0	0	0	0	0	0	0	32	23:00	0	10	8	0	0	0	0	0	0	0	0	0	0	0	0	0	0	18		
11:15	0	16	28	0	6	0	0	1	1	0	0	0	0	52	23:15	0	8	2	0	3	0	0	0	1	0	0	0	0	0	0	0	0	14		
11:30	0	21	17	1	8	0	0	0	0	0	0	0	0	47	23:30	0	3	9	0	0	0	0	0	1	0	0	0	0	0	0	0	0	13		
11:45	0	25	13	0	6	0	0	1	0	0	0	0	0	45	23:45	0	2	3	0	1	0	0	0	0	0	0	0	0	0	0	0	0	6		
TOTAL	5	319	222	5	73	5	0	5	25	0	0	0	0	659	TOTAL	9	876	507	9	196	7	2	9	44	0	0	3	0	0	1,662					

AM PEAK HOUR
AM PEAK VOLUME
 10:45 AM
 178

PM PEAK HOUR
PM PEAK VOLUME
 2:00 PM
 233

CLASS 1	Class 1 — Motorcycles	CLASS 8	3 to 4 Axles, Single Trailer
CLASS 2	Passenger Cars	CLASS 9	5 Axles, Single Trailer
CLASS 3	2 Axles, 4-Tire Single Units	CLASS 10	6 or More Axles, Single Trailer
CLASS 4	Buses	CLASS 11	5 or Less Axles, Multi-Trailers
CLASS 5	2 Axles, 6-Tire Single Units	CLASS 12	6 Axles, Multi-Trailers
CLASS 6	3 Axles, Single Unit	CLASS 13	7 or More Axles, Multi-Trailers
CLASS 7	4 or More Axles, Single Unit		

TOTAL: AM+PM	14	1,195	729	14	269	12	2	14	69	0	0	3	0	2,321
% OF TOTAL	0.6%	51.5%	31.4%	0.6%	11.6%	0.5%	0.1%	0.6%	3.0%	0.0%	0.0%	0.1%	0.0%	100.0%

24-HOUR ROADWAY SEGMENT COUNTS (WITH FHWA CLASSIFICATION)

PREPARED BY: AimTD LLC. tel: 714 253 7888 cs@aimtd.com

DATE: Sunday, September 29, 2024
JOB #: SC4923

CITY: Baker
LOCATION: CLASS1 Baker Blvd between Mill Rd and Kelbaker Rd.

AM TIME	COMBINED													TOTAL	PM Time	COMBINED													TOTAL
	1	2	3	4	5	6	7	8	9	10	11	12	13			1	2	3	4	5	6	7	8	9	10	11	12	13	
0:00	1	12	3	1	2	1	0	0	0	0	0	0	0	20	12:00	0	42	25	1	15	0	0	0	0	0	0	0	83	
0:15	0	9	5	0	1	0	0	0	0	0	0	0	0	15	12:15	0	30	44	0	11	0	0	0	0	0	0	0	85	
0:30	0	9	6	0	2	0	0	1	0	0	0	0	0	18	12:30	1	70	27	1	4	0	0	0	3	0	0	0	106	
0:45	0	4	0	0	1	0	0	0	2	0	0	0	0	7	12:45	0	53	41	0	16	0	1	1	1	0	0	0	113	
1:00	0	8	4	0	1	0	0	0	1	0	0	0	0	14	13:00	3	70	34	2	20	0	0	2	2	0	0	0	133	
1:15	0	9	5	0	1	0	0	0	1	0	0	0	0	16	13:15	0	63	27	1	21	0	0	1	0	0	0	0	113	
1:30	0	9	1	0	1	0	0	0	1	0	0	0	0	12	13:30	0	69	36	2	13	0	0	0	1	0	0	0	121	
1:45	0	3	10	1	2	0	0	0	0	0	0	0	0	16	13:45	0	75	25	1	10	0	0	1	3	0	0	0	115	
2:00	1	5	6	0	0	0	1	0	0	0	0	0	0	13	14:00	1	63	33	0	20	0	0	2	2	0	0	0	121	
2:15	1	6	5	0	0	2	0	0	0	0	0	0	0	14	14:15	2	55	20	1	10	3	0	1	1	0	0	0	93	
2:30	0	3	2	0	1	0	0	0	1	0	0	0	0	7	14:30	2	52	28	0	14	3	1	2	3	0	0	0	105	
2:45	0	6	1	1	0	0	0	0	3	0	0	0	0	11	14:45	0	63	34	0	11	0	0	1	3	0	0	0	112	
3:00	0	5	1	0	1	0	0	0	0	0	0	0	0	7	15:00	2	51	35	0	9	1	1	0	1	0	0	0	100	
3:15	1	4	2	0	1	1	0	0	0	0	0	0	0	9	15:15	2	57	26	1	14	1	0	0	1	0	0	0	102	
3:30	0	0	4	0	2	0	0	0	0	0	0	0	0	6	15:30	2	49	23	1	13	0	0	2	1	0	0	0	91	
3:45	0	3	3	0	1	0	0	1	0	0	0	0	0	8	15:45	1	44	18	1	14	0	0	2	3	0	0	0	83	
4:00	0	1	2	0	0	0	0	0	0	0	0	0	0	3	16:00	2	57	22	0	16	3	0	0	3	0	0	0	103	
4:15	0	6	4	0	0	0	0	0	3	0	0	0	0	13	16:15	1	60	26	1	10	1	0	1	1	0	0	0	101	
4:30	0	4	2	1	0	0	0	0	0	0	0	0	0	7	16:30	1	39	21	0	11	0	0	1	1	0	0	0	74	
4:45	0	3	0	0	2	0	0	0	0	0	0	0	0	5	16:45	1	56	30	0	14	1	0	3	1	0	0	1	107	
5:00	0	6	5	0	0	0	0	0	2	0	0	0	0	13	17:00	1	41	16	0	11	1	0	0	2	0	0	0	72	
5:15	0	6	0	0	1	0	0	0	1	0	0	0	0	8	17:15	0	52	18	0	7	0	0	1	2	0	0	0	80	
5:30	0	7	0	0	1	0	0	0	2	0	0	0	0	10	17:30	0	47	21	1	11	0	0	2	0	0	1	0	83	
5:45	0	4	2	0	2	0	0	0	0	0	0	0	0	8	17:45	2	48	22	0	13	0	0	3	1	0	0	0	89	
6:00	0	5	5	0	1	0	0	0	0	0	0	0	0	11	18:00	1	43	25	1	14	1	0	2	3	0	0	1	0	91
6:15	0	10	1	0	0	0	0	0	1	0	0	0	0	12	18:15	0	29	16	0	11	0	0	0	0	0	0	0	56	
6:30	1	6	1	0	2	1	0	0	2	0	0	0	0	13	18:30	0	33	19	1	11	0	0	0	0	0	0	0	64	
6:45	1	14	6	0	2	1	0	0	0	0	0	0	0	24	18:45	1	39	26	1	8	3	0	1	3	0	0	0	82	
7:00	0	13	10	0	5	0	0	0	1	0	0	0	0	29	19:00	0	37	20	0	6	0	0	0	2	0	0	0	65	
7:15	0	11	6	0	8	0	0	0	1	0	0	0	0	26	19:15	0	39	15	0	5	0	0	1	4	0	0	0	64	
7:30	0	11	13	1	4	0	0	1	1	0	0	0	0	31	19:30	1	35	14	2	7	1	0	3	1	0	0	0	64	
7:45	1	17	9	0	3	1	0	0	2	0	0	0	0	33	19:45	1	24	14	1	4	1	0	1	0	0	0	0	46	
8:00	0	12	5	0	7	0	0	0	2	0	0	0	0	26	20:00	0	30	25	0	7	0	0	0	2	0	0	0	64	
8:15	0	28	19	0	4	0	0	0	0	0	0	0	0	51	20:15	0	28	15	2	8	0	0	1	0	0	0	0	54	
8:30	0	25	10	1	6	0	0	2	2	0	0	0	0	46	20:30	1	17	16	2	3	0	0	0	5	0	0	0	44	
8:45	0	32	8	0	8	0	0	1	2	0	0	0	0	51	20:45	1	28	9	0	2	1	0	1	1	0	0	0	43	
9:00	1	27	14	1	9	3	0	1	4	0	0	0	0	60	21:00	0	20	7	0	6	1	0	0	0	0	0	0	34	
9:15	1	37	10	0	12	1	0	0	2	0	0	0	0	63	21:15	0	15	7	0	6	0	0	0	1	0	0	0	29	
9:30	2	30	16	0	10	0	0	1	1	0	0	0	0	60	21:30	1	18	8	0	2	1	0	0	0	0	0	0	30	
9:45	1	33	21	0	11	1	0	0	0	0	0	0	0	67	21:45	0	25	12	0	7	0	0	0	2	0	0	0	46	
10:00	1	35	28	0	8	3	0	1	2	0	0	0	0	78	22:00	0	21	11	1	6	0	0	0	0	0	0	0	39	
10:15	0	39	13	1	6	2	0	2	2	0	0	0	0	65	22:15	2	25	14	0	7	1	0	0	3	0	0	1	0	53
10:30	1	20	13	0	4	2	0	0	0	0	0	0	0	40	22:30	0	23	12	0	5	0	0	1	1	0	0	0	42	
10:45	1	43	24	1	6	1	0	3	3	0	0	0	0	82	22:45	0	30	12	0	6	0	0	3	1	0	0	1	0	53
11:00	1	40	32	0	10	1	0	0	0	0	0	0	0	84	23:00	0	24	10	0	3	0	0	1	1	0	0	0	39	
11:15	0	34	42	0	12	0	0	2	1	0	0	0	0	91	23:15	0	17	8	0	6	0	0	0	2	0	0	0	33	
11:30	1	47	27	1	18	1	0	2	2	0	0	0	0	99	23:30	0	10	12	0	3	0	0	0	1	0	0	0	26	
11:45	2	53	25	1	12	2	0	1	1	0	0	0	0	97	23:45	0	4	6	0	3	0	0	0	0	0	0	0	13	
TOTAL	19	754	431	11	191	24	1	19	49	0	0	0	0	1,499	TOTAL	33	1,920	985	25	454	24	3	39	71	0	0	5	0	3,559

AM PEAK HOUR
11:00 AM
AM PEAK VOLUME
371

PM PEAK HOUR
1:00 PM
PM PEAK VOLUME
482

CLASS 1	Class 1 — Motorcycles	CLASS 8	3 to 4 Axles, Single Trailer
CLASS 2	Passenger Cars	CLASS 9	5 Axles, Single Trailer
CLASS 3	2 Axles, 4-Tire Single Units	CLASS 10	6 or More Axles, Single Trailer
CLASS 4	Buses	CLASS 11	5 or Less Axles, Multi-Trailers
CLASS 5	2 Axles, 6-Tire Single Units	CLASS 12	6 Axles, Multi-Trailers
CLASS 6	3 Axles, Single Unit	CLASS 13	7 or More Axles, Multi-Trailers
CLASS 7	4 or More Axles, Single Unit		

TOTAL: AM+PM	52	2,674	1,416	36	645	48	4	58	120	0	0	5	0	5,058
% OF TOTAL	1.0%	52.9%	28.0%	0.7%	12.8%	0.9%	0.1%	1.1%	2.4%	0.0%	0.0%	0.1%	0.0%	100.0%

24-HOUR ROADWAY SEGMENT COUNTS (WITH FHWA CLASSIFICATION)

PREPARED BY: AimTD LLC. tel: 714 253 7888 cs@aimtd.com

DATE: Monday, September 30, 2024
JOB #: SC4923

CITY: Baker
LOCATION: CLASS1 Baker Blvd between Mill Rd and Kelbaker Rd.

AM TIME	EASTBOUND													TOTAL	PM Time	EASTBOUND													TOTAL
	1	2	3	4	5	6	7	8	9	10	11	12	13			1	2	3	4	5	6	7	8	9	10	11	12	13	
0:00	0	9	6	0	1	0	0	0	1	0	0	0	0	17	12:00	0	26	12	0	5	0	0	3	2	0	0	0	48	
0:15	0	7	1	0	2	0	0	0	0	0	0	0	0	10	12:15	1	22	15	0	6	0	0	0	1	0	0	0	45	
0:30	0	11	5	0	2	0	0	0	2	0	0	0	0	20	12:30	1	15	12	1	6	1	0	1	0	0	0	0	37	
0:45	0	5	3	0	1	0	0	0	2	0	0	0	0	11	12:45	1	20	6	0	5	0	0	1	0	0	0	0	33	
1:00	0	4	4	1	3	0	0	0	0	0	0	0	0	12	13:00	0	19	9	0	4	2	0	0	1	0	0	0	35	
1:15	0	4	1	1	0	0	0	0	0	0	0	0	0	6	13:15	1	25	10	1	10	1	0	0	3	0	0	0	51	
1:30	0	3	3	0	1	0	0	0	0	0	0	0	0	7	13:30	0	24	19	0	2	0	0	0	1	0	0	0	46	
1:45	0	4	0	0	0	0	0	0	1	0	0	0	0	5	13:45	1	24	11	2	9	0	0	1	2	0	0	0	50	
2:00	0	2	1	0	0	0	0	0	0	0	0	0	0	3	14:00	0	32	7	0	4	0	0	0	5	0	0	0	48	
2:15	0	4	1	0	0	0	0	0	0	0	0	0	0	5	14:15	0	23	21	1	12	0	0	0	1	0	0	0	58	
2:30	0	2	0	0	0	0	0	1	0	0	0	0	0	3	14:30	0	25	15	0	4	0	0	1	3	0	0	0	48	
2:45	0	0	0	0	0	0	0	0	0	0	0	0	0	0	14:45	0	33	2	0	1	0	0	0	4	0	0	0	40	
3:00	0	2	1	0	0	0	0	0	0	0	0	0	0	3	15:00	1	29	1	0	0	0	0	0	4	0	0	0	35	
3:15	1	2	0	0	1	1	0	0	0	0	0	0	0	5	15:15	0	29	3	0	1	0	0	0	4	0	0	1	38	
3:30	0	2	2	0	1	0	0	0	0	0	0	0	0	5	15:30	1	30	0	0	0	0	0	0	6	0	1	0	38	
3:45	0	3	1	0	0	0	0	0	1	0	0	0	0	5	15:45	0	22	1	0	1	0	0	0	10	0	0	0	34	
4:00	0	0	4	0	0	0	0	0	0	0	0	0	0	4	16:00	0	18	2	0	0	0	0	0	0	0	0	0	20	
4:15	2	7	7	0	0	2	0	1	4	0	0	0	0	23	16:15	0	27	2	0	2	0	0	0	3	0	0	0	34	
4:30	0	9	5	0	2	0	0	0	3	0	0	0	0	19	16:30	0	19	2	0	2	0	0	0	3	0	0	0	26	
4:45	0	5	3	0	1	0	0	0	3	0	0	0	0	12	16:45	0	16	4	0	2	0	0	0	3	0	0	0	25	
5:00	0	2	6	0	1	0	0	0	1	0	0	0	0	10	17:00	0	14	4	0	0	0	0	0	4	0	0	0	22	
5:15	0	2	1	0	1	0	0	0	0	0	0	0	0	4	17:15	0	11	1	0	2	0	0	0	3	0	0	0	17	
5:30	0	4	2	0	0	0	0	1	1	0	0	0	0	8	17:30	0	16	2	0	0	1	0	0	3	0	0	0	22	
5:45	0	4	1	0	3	1	0	0	1	0	0	0	0	10	17:45	0	12	4	0	0	0	0	0	3	0	0	0	19	
6:00	0	6	1	0	4	0	0	1	1	0	0	0	0	13	18:00	0	17	2	0	0	0	0	0	2	0	0	0	21	
6:15	1	6	1	0	1	1	0	1	1	0	0	0	0	12	18:15	0	8	1	0	0	0	0	0	1	0	0	0	10	
6:30	0	6	6	0	2	0	0	0	2	0	0	0	0	16	18:30	0	15	2	0	0	0	0	0	1	0	0	0	18	
6:45	1	8	8	0	2	2	0	1	4	0	0	0	0	26	18:45	0	9	0	0	2	0	0	0	1	0	0	0	12	
7:00	0	5	4	0	4	0	0	0	1	0	1	0	0	15	19:00	0	16	1	0	0	0	0	0	2	0	0	0	19	
7:15	0	9	3	0	4	0	1	0	1	0	0	0	0	18	19:15	0	14	0	0	0	0	0	0	1	0	0	0	15	
7:30	1	3	1	0	4	0	0	0	0	0	0	0	0	9	19:30	0	16	0	0	0	0	0	0	1	0	0	0	17	
7:45	0	8	3	0	3	0	0	0	2	0	0	0	0	16	19:45	0	8	0	0	0	0	0	0	0	0	0	0	8	
8:00	1	8	3	0	7	1	0	0	2	0	0	0	0	22	20:00	0	6	1	0	0	0	0	0	2	0	0	0	9	
8:15	1	4	4	0	1	1	0	0	0	0	0	0	0	11	20:15	0	11	1	0	2	0	0	0	0	0	0	0	14	
8:30	0	10	6	0	3	0	0	1	0	0	0	0	0	20	20:30	0	16	2	0	0	1	0	0	1	0	0	0	20	
8:45	1	12	5	1	5	1	0	0	1	0	0	0	0	26	20:45	0	14	1	0	1	0	0	0	1	0	0	0	17	
9:00	0	13	6	0	8	1	0	0	1	0	0	0	0	29	21:00	0	7	0	0	1	0	0	0	1	0	0	0	9	
9:15	0	11	2	1	6	1	0	0	1	1	0	0	0	23	21:15	0	12	0	0	0	0	0	0	0	0	0	0	12	
9:30	0	11	1	0	5	0	0	1	1	0	0	0	0	19	21:30	0	15	3	0	0	0	0	0	1	0	0	0	19	
9:45	0	14	6	0	3	1	0	0	1	0	0	0	0	25	21:45	0	12	1	0	0	0	0	0	1	0	0	0	14	
10:00	2	10	4	0	5	1	0	0	0	0	0	0	0	22	22:00	0	10	1	0	0	0	0	0	2	0	0	0	13	
10:15	0	18	8	0	2	0	0	1	2	0	0	0	0	31	22:15	0	13	1	0	0	1	0	0	1	0	0	0	16	
10:30	2	16	8	1	5	1	0	0	1	0	0	0	0	34	22:30	0	11	1	0	0	0	0	0	1	0	0	0	13	
10:45	1	11	15	1	10	0	0	1	0	0	0	0	0	39	22:45	0	8	0	0	2	0	0	0	1	0	0	0	11	
11:00	0	15	12	0	8	0	0	1	0	0	0	0	0	36	23:00	0	7	1	0	0	0	0	0	2	0	0	0	10	
11:15	1	11	20	0	3	1	0	1	1	0	0	0	0	38	23:15	0	10	0	0	0	0	0	0	0	0	0	0	10	
11:30	1	14	19	1	7	1	0	0	1	0	0	0	0	44	23:30	0	8	1	0	0	0	0	0	0	0	0	0	9	
11:45	2	23	7	0	6	0	0	1	5	0	0	0	0	44	23:45	0	7	1	0	0	0	0	0	1	0	0	1	10	
TOTAL	18	349	211	7	128	17	1	13	49	1	1	0	0	795	TOTAL	7	801	186	5	86	7	0	7	93	0	1	0	2	1,195

AM PEAK HOUR 11:00 AM
AM PEAK VOLUME 162

PM PEAK HOUR 1:45 PM
PM PEAK VOLUME 204

CLASS 1	Class 1 — Motorcycles	CLASS 8	3 to 4 Axles, Single Trailer
CLASS 2	Passenger Cars	CLASS 9	5 Axles, Single Trailer
CLASS 3	2 Axles, 4-Tire Single Units	CLASS 10	6 or More Axles, Single Trailer
CLASS 4	Buses	CLASS 11	5 or Less Axles, Multi-Trailers
CLASS 5	2 Axles, 6-Tire Single Units	CLASS 12	6 Axles, Multi-Trailers
CLASS 6	3 Axles, Single Unit	CLASS 13	7 or More Axles, Multi-Trailers
CLASS 7	4 or More Axles, Single Unit		

TOTAL: AM+PM	25	1,150	397	12	214	24	1	20	142	1	2	0	2	1,990
% OF TOTAL	1.3%	57.8%	19.9%	0.6%	10.8%	1.2%	0.1%	1.0%	7.1%	0.1%	0.1%	0.0%	0.1%	100.0%

TOTAL: ALL	44	2,087	814	20	376	40	4	33	317	7	7	4	2	3,755
% OF TOTAL	1.2%	55.6%	21.7%	0.5%	10.0%	1.1%	0.1%	0.9%	8.4%	0.2%	0.2%	0.1%	0.1%	100.0%

24-HOUR ROADWAY SEGMENT COUNTS (WITH FHWA CLASSIFICATION)

PREPARED BY: AimTD LLC. tel: 714 253 7888 cs@aimtd.com

DATE: Monday, September 30, 2024
JOB #: SC4923

CITY: Baker
LOCATION: CLASS1 Baker Blvd between Mill Rd and Kelbaker Rd.

AM TIME	WESTBOUND													TOTAL	PM Time	WESTBOUND													TOTAL
	1	2	3	4	5	6	7	8	9	10	11	12	13			1	2	3	4	5	6	7	8	9	10	11	12	13	
0:00	0	2	1	0	0	0	0	0	0	0	0	0	0	3	12:00	1	31	21	0	11	0	0	0	2	0	0	0	0	66
0:15	0	4	1	0	0	0	0	0	0	0	0	0	0	5	12:15	0	18	20	1	5	0	0	0	3	0	0	0	47	
0:30	0	4	2	0	0	0	0	0	0	0	0	0	0	6	12:30	1	18	19	0	12	1	0	1	4	0	0	0	56	
0:45	0	3	0	0	0	0	0	0	0	0	0	0	0	3	12:45	0	19	7	1	4	0	0	1	4	0	0	0	36	
1:00	0	3	2	0	2	0	0	0	0	0	0	0	0	7	13:00	1	20	13	0	3	2	0	0	2	0	0	0	41	
1:15	0	4	1	0	2	0	0	0	0	1	0	0	0	8	13:15	0	17	13	0	5	0	0	2	0	0	0	2	39	
1:30	1	4	0	0	2	0	0	0	0	1	0	0	0	8	13:30	0	21	11	0	11	0	1	0	1	0	0	0	45	
1:45	0	6	4	0	0	0	0	0	0	2	0	0	0	12	13:45	0	21	6	0	4	0	0	0	5	0	0	0	36	
2:00	0	4	0	0	0	0	0	0	0	2	0	0	0	6	14:00	0	13	11	0	5	0	0	0	0	0	0	0	29	
2:15	0	3	3	0	1	0	0	0	0	1	0	0	0	8	14:15	0	21	14	0	2	0	0	0	2	0	0	0	39	
2:30	0	0	1	0	0	0	0	0	0	0	0	0	0	1	14:30	1	17	9	2	4	0	0	0	2	0	0	0	35	
2:45	0	1	0	0	0	0	0	0	0	0	0	0	0	1	14:45	0	33	6	0	0	0	0	0	1	0	0	0	40	
3:00	0	1	2	0	1	0	0	0	0	0	0	0	0	4	15:00	0	16	6	0	1	0	0	0	3	1	0	0	27	
3:15	0	0	0	0	0	0	0	0	0	0	0	0	0	0	15:15	0	22	1	0	1	1	0	0	2	0	0	0	27	
3:30	0	1	0	0	1	0	0	0	0	0	0	0	0	2	15:30	0	9	1	0	1	0	0	0	1	1	1	0	14	
3:45	0	1	2	0	0	0	0	0	0	0	0	0	0	3	15:45	0	11	3	0	0	0	0	0	2	0	0	0	16	
4:00	0	1	1	0	0	0	0	0	0	0	0	0	0	2	16:00	0	13	2	0	0	0	0	0	3	0	0	0	18	
4:15	0	3	3	1	1	0	0	0	0	1	0	0	0	9	16:15	0	21	5	0	2	0	0	0	3	0	0	0	31	
4:30	1	2	0	0	0	1	0	0	0	0	0	0	0	4	16:30	0	12	0	0	1	0	0	0	4	0	0	0	17	
4:45	1	4	1	0	0	1	0	0	0	1	0	0	0	8	16:45	0	8	0	0	1	0	0	0	3	0	0	0	12	
5:00	0	2	2	0	1	0	0	0	0	1	0	0	0	6	17:00	0	14	0	0	0	0	0	0	3	0	1	0	18	
5:15	0	3	1	0	0	0	0	0	0	2	0	0	0	6	17:15	0	7	1	0	0	0	0	0	6	1	0	0	15	
5:30	0	0	0	0	0	0	0	0	0	0	0	0	0	0	17:30	0	10	3	0	0	0	0	0	5	0	0	0	18	
5:45	0	4	5	0	0	0	0	0	0	0	0	0	0	9	17:45	0	12	3	0	0	0	0	0	3	0	0	0	18	
6:00	0	5	3	0	2	0	0	0	1	1	0	0	0	12	18:00	0	13	3	0	0	0	0	0	4	0	0	0	20	
6:15	0	6	3	0	0	0	0	0	0	3	0	0	1	13	18:15	0	11	2	0	0	0	0	0	2	0	0	0	15	
6:30	0	6	2	0	0	0	0	0	0	1	0	0	0	9	18:30	0	11	1	0	0	0	0	0	3	1	0	0	16	
6:45	0	5	2	0	1	0	0	0	0	1	0	0	0	9	18:45	0	9	0	0	1	0	0	0	4	0	0	0	14	
7:00	0	4	9	0	2	0	0	0	0	2	0	0	0	17	19:00	0	9	1	0	0	0	0	0	4	0	0	0	14	
7:15	0	8	9	0	3	2	0	0	0	0	0	1	0	23	19:15	1	10	3	0	0	0	0	0	4	0	0	0	18	
7:30	0	14	6	0	2	0	0	0	0	3	0	0	0	25	19:30	0	9	2	0	0	0	0	0	1	0	0	0	12	
7:45	0	12	4	0	1	0	0	0	0	0	0	0	0	17	19:45	0	7	0	0	1	0	0	0	2	0	1	0	11	
8:00	1	13	4	1	1	1	0	0	1	2	0	0	0	24	20:00	0	11	0	0	1	0	0	0	1	0	0	0	13	
8:15	1	9	1	0	1	1	0	0	0	0	0	0	0	13	20:15	0	7	2	0	0	0	0	1	5	0	0	0	15	
8:30	0	9	4	0	0	0	0	0	0	0	0	0	0	13	20:30	0	8	0	0	0	0	0	0	2	1	0	0	11	
8:45	0	6	4	0	2	0	0	0	0	2	0	0	0	14	20:45	0	5	0	0	0	0	0	0	2	0	0	0	7	
9:00	0	15	8	0	2	0	0	2	2	0	1	0	0	30	21:00	0	4	0	0	0	0	0	0	4	0	0	0	8	
9:15	0	16	5	0	5	0	0	0	3	0	0	1	0	30	21:15	0	12	0	0	0	0	0	0	0	0	0	0	12	
9:30	0	15	10	0	4	1	0	0	0	1	0	0	0	31	21:30	0	4	0	0	0	0	0	0	2	0	0	0	6	
9:45	0	5	19	0	2	0	0	0	0	0	0	0	0	26	21:45	0	9	1	0	0	0	0	0	1	0	0	0	11	
10:00	3	10	6	0	5	1	0	0	1	0	0	0	0	26	22:00	0	7	0	0	0	0	0	0	3	0	0	0	10	
10:15	1	16	11	0	8	1	0	0	0	4	0	0	0	41	22:15	0	6	0	0	0	0	0	0	3	0	0	0	9	
10:30	1	14	7	0	5	1	0	0	0	2	0	0	0	30	22:30	0	7	1	0	0	0	0	0	1	0	0	0	9	
10:45	0	17	17	0	5	0	0	1	4	0	0	0	0	44	22:45	0	4	1	0	0	0	0	0	3	0	0	0	8	
11:00	1	19	11	0	2	1	0	0	1	0	0	0	0	35	23:00	0	5	0	0	0	0	0	0	0	0	0	0	5	
11:15	2	21	23	1	7	0	1	1	5	0	0	0	0	61	23:15	0	4	0	0	0	0	0	0	0	0	0	0	4	
11:30	1	31	9	0	8	1	1	0	5	1	0	0	0	57	23:30	0	2	0	0	0	0	0	0	2	0	0	0	4	
11:45	0	21	16	1	7	0	0	2	2	0	0	0	0	49	23:45	0	2	0	0	0	0	0	0	1	0	0	0	3	
TOTAL	14	357	225	4	86	12	2	8	57	1	2	2	0	770	TOTAL	5	580	192	4	76	4	1	5	118	5	3	2	0	995

AM PEAK HOUR
AM PEAK VOLUME

11:00 AM
202

PM PEAK HOUR
PM PEAK VOLUME

12:00 PM
205

CLASS 1	Class 1 — Motorcycles	CLASS 8	3 to 4 Axles, Single Trailer
CLASS 2	Passenger Cars	CLASS 9	5 Axles, Single Trailer
CLASS 3	2 Axles, 4-Tire Single Units	CLASS 10	6 or More Axles, Single Trailer
CLASS 4	Buses	CLASS 11	5 or Less Axles, Multi-Trailers
CLASS 5	2 Axles, 6-Tire Single Units	CLASS 12	6 Axles, Multi-Trailers
CLASS 6	3 Axles, Single Unit	CLASS 13	7 or More Axles, Multi-Trailers
CLASS 7	4 or More Axles, Single Unit		

TOTAL: AM+PM	19	937	417	8	162	16	3	13	175	6	5	4	0	1,765
% OF TOTAL	1.1%	53.1%	23.6%	0.5%	9.2%	0.9%	0.2%	0.7%	9.9%	0.3%	0.3%	0.2%	0.0%	100.0%

24-HOUR ROADWAY SEGMENT COUNTS (WITH FHWA CLASSIFICATION)

PREPARED BY: AimTD LLC. tel: 714 253 7888 cs@aimtd.com

DATE: Monday, September 30, 2024
JOB #: SC4923

CITY: Baker
LOCATION: CLASS1 Baker Blvd between Mill Rd and Kelbaker Rd.

AM TIME	COMBINED													TOTAL	PM Time	COMBINED													TOTAL
	1	2	3	4	5	6	7	8	9	10	11	12	13			1	2	3	4	5	6	7	8	9	10	11	12	13	
0:00	0	11	7	0	1	0	0	0	1	0	0	0	0	20	12:00	1	57	33	0	16	0	0	3	4	0	0	0	0	114
0:15	0	11	2	0	2	0	0	0	0	0	0	0	0	15	12:15	1	40	35	1	11	0	0	0	4	0	0	0	92	
0:30	0	15	7	0	2	0	0	0	2	0	0	0	0	26	12:30	2	33	31	1	18	2	0	2	4	0	0	0	93	
0:45	0	8	3	0	1	0	0	0	2	0	0	0	0	14	12:45	1	39	13	1	9	0	0	2	4	0	0	0	69	
1:00	0	7	6	1	5	0	0	0	0	0	0	0	0	19	13:00	1	39	22	0	7	4	0	0	3	0	0	0	76	
1:15	0	8	2	1	2	0	0	0	1	0	0	0	0	14	13:15	1	42	23	1	15	1	0	2	3	0	0	2	90	
1:30	1	7	3	0	3	0	0	0	1	0	0	0	0	15	13:30	0	45	30	0	13	0	1	0	2	0	0	0	91	
1:45	0	10	4	0	0	0	0	0	3	0	0	0	0	17	13:45	1	45	17	2	13	0	0	1	7	0	0	0	86	
2:00	0	6	1	0	0	0	0	0	2	0	0	0	0	9	14:00	0	45	18	0	9	0	0	0	5	0	0	0	77	
2:15	0	7	4	0	1	0	0	0	1	0	0	0	0	13	14:15	0	44	35	1	14	0	0	0	3	0	0	0	97	
2:30	0	2	1	0	0	0	0	1	0	0	0	0	0	4	14:30	1	42	24	2	8	0	0	1	5	0	0	0	83	
2:45	0	1	0	0	0	0	0	0	0	0	0	0	0	1	14:45	0	66	8	0	1	0	0	0	5	0	0	0	80	
3:00	0	3	3	0	1	0	0	0	0	0	0	0	0	7	15:00	1	45	7	0	1	0	0	0	7	1	0	0	62	
3:15	1	2	0	0	1	1	0	0	0	0	0	0	0	5	15:15	0	51	4	0	2	1	0	0	6	0	0	1	65	
3:30	0	3	2	0	2	0	0	0	0	0	0	0	0	7	15:30	1	39	1	0	1	0	0	0	7	1	2	0	52	
3:45	0	4	3	0	0	0	0	0	1	0	0	0	0	8	15:45	0	33	4	0	1	0	0	0	12	0	0	0	50	
4:00	0	1	5	0	0	0	0	0	0	0	0	0	0	6	16:00	0	31	4	0	0	0	0	0	3	0	0	0	38	
4:15	2	10	10	1	1	2	0	1	5	0	0	0	0	32	16:15	0	48	7	0	4	0	0	0	6	0	0	0	65	
4:30	1	11	5	0	2	1	0	0	3	0	0	0	0	23	16:30	0	31	2	0	3	0	0	0	7	0	0	0	43	
4:45	1	9	4	0	1	1	0	0	4	0	0	0	0	20	16:45	0	24	4	0	3	0	0	0	6	0	0	0	37	
5:00	0	4	8	0	2	0	0	0	2	0	0	0	0	16	17:00	0	28	4	0	0	0	0	0	7	0	1	0	40	
5:15	0	5	2	0	1	0	0	0	2	0	0	0	0	10	17:15	0	18	2	0	2	0	0	0	9	1	0	0	32	
5:30	0	4	2	0	0	0	0	1	1	0	0	0	0	8	17:30	0	26	5	0	0	1	0	0	8	0	0	0	40	
5:45	0	8	6	0	3	1	0	0	1	0	0	0	0	19	17:45	0	24	7	0	0	0	0	6	0	0	0	37		
6:00	0	11	4	0	6	0	0	2	2	0	0	0	0	25	18:00	0	30	5	0	0	0	0	0	6	0	0	0	41	
6:15	1	12	4	0	1	1	0	1	4	0	0	1	0	25	18:15	0	19	3	0	0	0	0	0	3	0	0	0	25	
6:30	0	12	8	0	2	0	0	0	3	0	0	0	0	25	18:30	0	26	3	0	0	0	0	4	1	0	0	0	34	
6:45	1	13	10	0	3	2	0	1	5	0	0	0	0	35	18:45	0	18	0	0	3	0	0	0	5	0	0	0	26	
7:00	0	9	13	0	6	0	0	0	3	0	1	0	0	32	19:00	0	25	2	0	0	0	0	0	6	0	0	0	33	
7:15	0	17	12	0	7	2	1	0	1	0	1	0	0	41	19:15	1	24	3	0	0	0	0	5	0	0	0	0	33	
7:30	1	17	7	0	6	0	0	0	3	0	0	0	0	34	19:30	0	25	2	0	0	0	0	2	0	0	0	0	29	
7:45	0	20	7	0	4	0	0	0	2	0	0	0	0	33	19:45	0	15	0	0	1	0	0	0	2	0	1	0	19	
8:00	2	21	7	1	8	2	0	1	4	0	0	0	0	46	20:00	0	17	1	0	1	0	0	0	3	0	0	0	22	
8:15	2	13	5	0	2	2	0	0	0	0	0	0	0	24	20:15	0	18	3	0	2	0	0	1	5	0	0	0	29	
8:30	0	19	10	0	3	0	0	1	0	0	0	0	0	33	20:30	0	24	2	0	0	1	0	0	3	1	0	0	31	
8:45	1	18	9	1	7	1	0	0	3	0	0	0	0	40	20:45	0	19	1	0	1	0	0	0	3	0	0	0	24	
9:00	0	28	14	0	10	1	0	2	3	0	1	0	0	59	21:00	0	11	0	0	1	0	0	0	5	0	0	0	17	
9:15	0	27	7	1	11	1	0	0	4	1	0	1	0	53	21:15	0	24	0	0	0	0	0	0	0	0	0	0	24	
9:30	0	26	11	0	9	1	0	1	2	0	0	0	0	50	21:30	0	19	3	0	0	0	0	0	3	0	0	0	25	
9:45	0	19	25	0	5	1	0	0	1	0	0	0	0	51	21:45	0	21	2	0	0	0	0	0	2	0	0	0	25	
10:00	5	20	10	0	10	2	0	0	1	0	0	0	0	48	22:00	0	17	1	0	0	0	0	0	5	0	0	0	23	
10:15	1	34	19	0	10	1	0	1	6	0	0	0	0	72	22:15	0	19	1	0	0	1	0	0	4	0	0	0	25	
10:30	3	30	15	1	10	2	0	0	3	0	0	0	0	64	22:30	0	18	2	0	0	0	0	0	2	0	0	0	22	
10:45	1	28	32	1	15	0	0	2	4	0	0	0	0	83	22:45	0	12	1	0	2	0	0	0	4	0	0	0	19	
11:00	1	34	23	0	10	1	0	1	1	0	0	0	0	71	23:00	0	12	1	0	0	0	0	0	2	0	0	0	15	
11:15	3	32	43	1	10	1	1	2	6	0	0	0	0	99	23:15	0	14	0	0	0	0	0	0	0	0	0	0	14	
11:30	2	45	28	1	15	2	1	0	6	1	0	0	0	101	23:30	0	10	1	0	0	0	0	0	2	0	0	0	13	
11:45	2	44	23	1	13	0	0	3	7	0	0	0	0	93	23:45	0	9	1	0	0	0	0	0	2	0	0	1	13	
TOTAL	32	706	436	11	214	29	3	21	106	2	3	2	0	1,565	TOTAL	12	1,381	378	9	162	11	1	12	211	5	4	2	2	2,190

AM PEAK HOUR
11:00 AM
AM PEAK VOLUME
364

PM PEAK HOUR
12:00 PM
PM PEAK VOLUME
368

CLASS 1	Class 1 — Motorcycles	CLASS 8	3 to 4 Axles, Single Trailer
CLASS 2	Passenger Cars	CLASS 9	5 Axles, Single Trailer
CLASS 3	2 Axles, 4-Tire Single Units	CLASS 10	6 or More Axles, Single Trailer
CLASS 4	Buses	CLASS 11	5 or Less Axles, Multi-Trailers
CLASS 5	2 Axles, 6-Tire Single Units	CLASS 12	6 Axles, Multi-Trailers
CLASS 6	3 Axles, Single Unit	CLASS 13	7 or More Axles, Multi-Trailers
CLASS 7	4 or More Axles, Single Unit		

TOTAL: AM+PM	44	2,087	814	20	376	40	4	33	317	7	7	4	2	3,755
% OF TOTAL	1.2%	55.6%	21.7%	0.5%	10.0%	1.1%	0.1%	0.9%	8.4%	0.2%	0.2%	0.1%	0.1%	100.0%

24-HOUR ROADWAY SEGMENT COUNTS (WITH FHWA CLASSIFICATION)

PREPARED BY: AimTD LLC. tel: 714 253 7888 cs@aimtd.com

DATE: Tuesday, October 01, 2024

JOB #: SC4923

CITY: Baker

LOCATION: CLASS1 Baker Blvd between Mill Rd and Kelbaker Rd.

AM TIME	EASTBOUND													TOTAL	PM Time	EASTBOUND													TOTAL
	1	2	3	4	5	6	7	8	9	10	11	12	13			1	2	3	4	5	6	7	8	9	10	11	12	13	
0:00	0	1	1	0	1	0	0	0	1	0	0	0	0	4	12:00	0	25	2	1	2	0	0	1	8	0	0	0	39	
0:15	0	3	1	0	1	0	0	0	2	0	0	0	0	7	12:15	0	28	4	0	1	0	0	0	8	0	0	0	41	
0:30	0	10	0	0	0	0	0	0	1	0	1	0	0	12	12:30	0	22	6	0	1	0	0	0	6	0	0	0	35	
0:45	0	1	1	0	0	0	0	0	1	0	1	0	0	4	12:45	0	34	0	0	1	0	0	0	5	0	0	0	40	
1:00	0	6	2	0	0	0	0	1	1	0	0	0	0	10	13:00	0	22	5	0	1	0	0	0	3	0	0	0	31	
1:15	0	4	1	0	0	0	0	0	0	0	0	0	0	5	13:15	0	30	12	0	2	0	0	0	5	0	0	0	49	
1:30	0	3	0	0	1	0	0	0	1	0	0	0	0	5	13:30	0	27	3	0	0	0	0	0	1	0	0	0	31	
1:45	0	3	0	0	0	0	0	0	0	0	0	0	0	3	13:45	0	22	4	0	1	0	0	0	3	0	0	0	30	
2:00	0	1	1	0	0	0	0	0	3	0	0	0	0	5	14:00	0	32	4	0	3	0	0	0	3	0	1	0	43	
2:15	0	1	0	0	0	0	0	0	0	0	0	0	0	1	14:15	1	15	2	0	0	0	0	1	4	0	0	0	23	
2:30	0	7	0	0	0	0	0	0	1	0	0	0	0	8	14:30	0	16	4	0	2	0	0	0	2	1	0	0	25	
2:45	0	2	1	0	0	0	0	0	0	0	0	0	0	3	14:45	0	27	2	0	1	1	0	0	3	0	0	0	34	
3:00	1	0	1	0	0	0	0	0	1	0	0	0	0	3	15:00	0	12	2	0	0	0	0	0	1	0	0	0	15	
3:15	0	3	2	0	0	0	0	0	0	0	0	0	0	5	15:15	0	10	3	0	0	0	0	0	1	0	0	0	14	
3:30	0	0	0	0	0	0	0	0	1	0	0	0	0	1	15:30	1	18	2	0	1	0	0	0	1	0	0	0	23	
3:45	0	1	0	0	1	0	0	0	3	0	1	0	0	6	15:45	0	13	3	1	1	0	0	0	4	0	0	0	22	
4:00	0	0	0	0	0	0	0	0	2	0	0	0	0	2	16:00	0	19	5	0	0	0	0	0	3	0	1	0	28	
4:15	0	1	1	0	0	0	0	0	1	0	0	0	0	3	16:15	6	19	10	0	1	0	0	0	4	0	1	0	41	
4:30	0	1	0	0	1	0	0	0	2	0	3	0	0	7	16:30	0	18	4	0	3	0	0	0	4	0	0	0	29	
4:45	0	2	0	0	0	0	0	0	2	0	1	0	0	5	16:45	0	13	6	0	0	0	0	0	2	0	0	0	21	
5:00	0	1	0	0	0	0	0	0	2	0	1	0	0	4	17:00	0	23	2	0	1	0	0	0	4	0	0	0	30	
5:15	0	3	1	0	1	0	0	0	0	0	0	0	0	5	17:15	0	13	2	0	0	0	0	0	2	0	0	0	17	
5:30	0	5	1	0	0	0	0	0	3	0	0	0	0	9	17:30	0	13	2	0	0	0	0	0	2	0	0	0	17	
5:45	0	5	1	0	1	0	0	0	2	0	0	0	0	9	17:45	1	9	1	0	2	1	0	0	3	0	0	0	17	
6:00	0	3	1	0	0	0	0	0	3	0	1	0	0	8	18:00	0	16	6	0	3	0	0	0	2	0	0	0	27	
6:15	0	5	0	0	1	0	0	0	4	0	2	0	0	12	18:15	1	6	4	0	2	1	0	1	2	0	0	0	17	
6:30	0	5	2	0	0	0	0	0	5	0	1	0	0	13	18:30	0	7	2	0	1	0	1	0	2	0	0	0	13	
6:45	0	10	5	0	2	1	0	1	2	0	1	0	0	22	18:45	0	9	1	1	5	0	0	1	0	0	0	0	17	
7:00	0	11	3	0	2	0	0	0	2	0	0	0	0	18	19:00	1	9	0	1	1	1	0	0	3	0	0	0	16	
7:15	1	7	1	0	2	1	0	0	3	0	0	0	0	15	19:15	0	11	9	1	3	0	0	1	1	0	0	0	26	
7:30	0	8	3	0	0	0	0	0	4	0	1	0	0	16	19:30	0	6	4	0	3	0	0	1	1	0	0	0	15	
7:45	0	8	1	0	0	0	0	1	5	0	0	0	0	15	19:45	1	5	2	1	2	1	0	0	0	0	0	0	12	
8:00	0	6	2	0	1	0	0	0	3	0	0	0	0	12	20:00	1	13	1	0	0	0	0	0	3	0	0	0	18	
8:15	1	8	4	0	0	0	0	0	2	0	0	0	0	15	20:15	1	3	2	0	2	1	0	0	0	0	0	0	9	
8:30	0	11	5	0	1	0	0	0	3	0	0	0	0	20	20:30	1	6	6	0	4	1	0	0	0	0	0	0	18	
8:45	0	10	4	0	1	1	0	0	3	0	0	0	0	19	20:45	1	8	4	1	0	1	0	0	1	0	0	0	16	
9:00	0	10	5	0	0	0	0	0	2	0	0	0	0	17	21:00	1	8	1	0	1	1	0	0	2	0	0	0	14	
9:15	0	14	0	0	0	0	0	0	3	0	1	0	0	18	21:15	0	11	2	0	4	0	0	0	1	0	0	0	18	
9:30	0	7	1	0	1	0	0	0	7	0	1	0	0	17	21:30	1	8	1	2	0	1	0	0	0	0	0	0	13	
9:45	0	9	6	0	0	0	0	0	2	0	0	0	0	17	21:45	0	7	2	0	1	0	0	0	1	0	0	0	11	
10:00	1	14	3	0	1	0	0	0	0	0	0	0	0	19	22:00	0	8	3	1	2	0	0	1	0	0	0	0	15	
10:15	1	13	1	0	1	0	0	0	3	0	0	0	0	19	22:15	0	5	1	0	1	0	0	0	0	0	0	0	7	
10:30	0	14	2	0	1	0	0	0	0	0	0	0	0	17	22:30	1	2	3	0	1	1	0	0	0	0	0	0	8	
10:45	0	12	1	0	1	0	0	0	6	0	1	0	0	21	22:45	0	4	2	0	0	0	0	0	0	0	0	0	6	
11:00	1	13	2	0	0	0	0	0	2	0	0	0	0	18	23:00	0	6	0	0	0	0	0	0	1	0	0	0	7	
11:15	0	14	3	0	2	0	0	0	2	0	0	0	0	21	23:15	0	4	4	0	0	0	0	1	1	0	0	0	10	
11:30	0	13	2	0	1	0	0	0	1	0	1	0	0	18	23:30	0	2	2	0	0	0	0	0	0	0	0	0	4	
11:45	3	16	8	0	1	0	0	0	3	0	1	0	0	32	23:45	0	7	3	0	0	0	0	0	1	0	0	0	11	
TOTAL	9	305	80	0	26	3	0	3	100	0	19	0	0	545	TOTAL	19	651	155	10	60	11	1	8	104	1	3	0	0	1,023

AM PEAK HOUR 11:00 AM
AM PEAK VOLUME 89

PM PEAK HOUR 12:30 PM
PM PEAK VOLUME 155

CLASS 1	Class 1 — Motorcycles	CLASS 8	3 to 4 Axles, Single Trailer
CLASS 2	Passenger Cars	CLASS 9	5 Axles, Single Trailer
CLASS 3	2 Axles, 4-Tire Single Units	CLASS 10	6 or More Axles, Single Trailer
CLASS 4	Buses	CLASS 11	5 or Less Axles, Multi-Trailers
CLASS 5	2 Axles, 6-Tire Single Units	CLASS 12	6 Axles, Multi-Trailers
CLASS 6	3 Axles, Single Unit	CLASS 13	7 or More Axles, Multi-Trailers
CLASS 7	4 or More Axles, Single Unit		

TOTAL: AM+PM	28	956	235	10	86	14	1	11	204	1	22	0	0	1,568
% OF TOTAL	1.8%	61.0%	15.0%	0.6%	5.5%	0.9%	0.1%	0.7%	13.0%	0.1%	1.4%	0.0%	0.0%	100.0%

TOTAL: ALL	42	1,697	446	21	156	26	1	15	428	5	43	1	0	2,881
% OF TOTAL	1.5%	58.9%	15.5%	0.7%	5.4%	0.9%	0.0%	0.5%	14.9%	0.2%	1.5%	0.0%	0.0%	100.0%

24-HOUR ROADWAY SEGMENT COUNTS (WITH FHWA CLASSIFICATION)

PREPARED BY: AimTD LLC. tel: 714 253 7888 cs@aimtd.com

DATE: Tuesday, October 01, 2024
JOB #: SC4923

CITY: Baker
LOCATION: CLASS1 Baker Blvd between Mill Rd and Kelbaker Rd.

AM TIME	WESTBOUND													TOTAL	PM Time	WESTBOUND													TOTAL
	1	2	3	4	5	6	7	8	9	10	11	12	13			1	2	3	4	5	6	7	8	9	10	11	12	13	
0:00	0	2	0	0	0	0	0	0	2	0	0	0	0	4	12:00	0	18	9	0	0	0	0	0	3	0	0	0	30	
0:15	0	1	1	0	0	0	0	0	0	0	0	0	0	2	12:15	0	17	5	0	1	0	0	0	6	0	0	29		
0:30	0	3	0	0	0	0	0	0	0	0	0	0	0	3	12:30	0	26	5	0	0	0	0	2	0	0	33			
0:45	0	3	0	0	1	0	0	1	0	0	0	0	0	5	12:45	0	16	3	0	2	0	0	0	5	0	0	26		
1:00	0	1	0	0	0	0	0	0	1	0	0	0	0	2	13:00	3	23	2	0	1	1	0	0	2	0	0	32		
1:15	0	2	0	0	0	0	0	0	1	0	0	0	0	3	13:15	0	25	3	0	1	0	0	0	3	0	1	33		
1:30	0	1	0	0	0	0	0	0	1	0	0	0	0	2	13:30	0	21	1	0	2	0	0	0	8	0	1	33		
1:45	0	1	0	0	0	0	0	0	1	0	0	0	0	2	13:45	1	16	4	0	4	1	0	0	3	0	0	29		
2:00	0	0	0	0	1	0	0	0	1	0	0	0	0	2	14:00	0	15	4	0	1	0	0	0	2	0	0	22		
2:15	0	1	1	0	0	0	0	0	2	0	0	0	0	4	14:15	0	8	3	0	1	2	0	1	4	0	1	20		
2:30	0	2	0	0	0	0	0	0	0	0	0	0	0	2	14:30	0	18	2	0	1	0	0	0	2	0	0	23		
2:45	1	3	0	0	0	0	0	0	2	0	0	0	0	6	14:45	0	15	1	0	2	0	0	0	5	0	0	23		
3:00	0	3	0	0	0	0	0	0	0	0	0	0	0	3	15:00	0	17	7	0	0	0	0	0	5	0	0	29		
3:15	0	4	1	0	0	0	0	0	1	0	0	0	0	6	15:15	0	4	3	0	0	0	0	0	1	0	0	8		
3:30	0	2	0	0	2	0	0	0	1	0	0	0	0	5	15:30	0	12	4	0	1	1	0	0	7	0	0	25		
3:45	0	1	1	0	0	0	0	0	2	0	0	0	0	4	15:45	0	14	1	0	1	0	0	0	5	0	0	21		
4:00	0	2	0	0	0	0	0	0	1	0	0	0	0	3	16:00	0	8	0	0	1	0	0	0	2	0	0	11		
4:15	0	0	0	0	1	0	0	0	2	0	0	0	0	3	16:15	0	13	2	0	2	0	0	0	5	0	1	23		
4:30	0	1	2	0	1	0	0	0	3	0	0	0	0	7	16:30	0	11	1	0	0	0	0	0	4	0	0	16		
4:45	0	1	0	0	0	0	0	0	2	0	0	0	0	3	16:45	1	8	4	0	1	0	0	0	3	0	0	17		
5:00	0	1	0	0	0	0	0	0	4	0	0	0	0	5	17:00	0	7	2	0	0	0	0	0	2	0	0	11		
5:15	0	4	1	0	0	0	0	0	1	0	0	0	0	6	17:15	0	8	2	0	0	0	0	0	2	0	0	12		
5:30	0	3	3	0	0	0	0	0	3	0	0	0	0	9	17:30	0	11	2	0	0	0	0	6	0	0	19			
5:45	0	5	1	0	0	0	0	0	1	0	1	0	0	8	17:45	0	8	6	1	1	0	0	0	2	0	1	19		
6:00	0	0	1	0	0	0	0	0	3	1	0	0	0	5	18:00	1	11	4	0	3	2	0	0	3	0	0	24		
6:15	0	6	1	0	0	0	0	0	5	0	0	0	0	12	18:15	0	8	3	0	3	0	0	0	2	0	0	16		
6:30	0	2	2	0	0	1	0	0	2	0	0	0	0	7	18:30	0	7	2	0	2	0	0	0	2	0	0	13		
6:45	0	7	4	0	1	0	0	0	2	0	0	0	0	14	18:45	0	4	3	1	2	0	0	0	1	0	0	11		
7:00	0	10	2	0	0	0	0	0	2	0	0	0	0	14	19:00	1	4	9	1	3	1	0	1	0	0	0	20		
7:15	0	4	0	0	0	0	0	0	3	0	2	0	0	9	19:15	0	2	1	0	1	0	0	0	1	0	0	5		
7:30	0	2	5	0	0	0	0	0	4	0	0	0	0	11	19:30	1	5	5	1	2	0	0	0	1	0	0	15		
7:45	0	5	2	0	0	0	0	0	2	0	1	0	0	10	19:45	0	10	1	1	0	0	0	0	2	0	0	14		
8:00	1	5	0	0	1	0	0	0	4	0	2	0	0	13	20:00	0	8	2	1	2	0	0	0	1	0	0	14		
8:15	1	6	6	0	1	0	0	0	5	0	1	0	0	20	20:15	0	6	3	0	1	1	0	0	2	0	0	13		
8:30	0	11	1	0	1	0	0	0	3	1	2	0	0	19	20:30	1	10	3	0	2	1	0	0	2	0	0	19		
8:45	0	9	3	0	0	0	0	0	4	0	0	0	0	16	20:45	0	3	3	0	0	1	0	0	1	0	0	8		
9:00	0	7	4	0	0	0	0	0	3	0	0	0	0	14	21:00	0	11	4	0	0	0	0	0	2	0	0	17		
9:15	0	10	2	0	1	0	0	0	3	0	1	0	0	17	21:15	0	4	4	1	1	0	0	0	2	0	0	12		
9:30	0	9	1	0	1	0	0	0	2	0	0	0	0	13	21:30	0	2	2	0	1	0	0	0	1	0	0	6		
9:45	0	9	4	1	1	0	0	0	2	2	2	0	0	21	21:45	0	9	3	0	1	0	0	1	2	0	1	17		
10:00	0	10	2	0	3	0	0	0	0	0	0	0	0	15	22:00	0	6	1	0	0	0	0	0	3	0	0	10		
10:15	1	12	1	0	1	0	0	0	3	0	1	0	0	19	22:15	0	1	3	0	0	0	0	0	1	0	0	5		
10:30	0	12	4	0	2	0	0	0	1	0	0	0	0	19	22:30	1	5	4	1	1	0	0	0	1	0	0	13		
10:45	0	13	4	0	1	0	0	0	2	0	1	0	0	21	22:45	0	8	4	0	0	0	0	0	0	0	0	12		
11:00	0	16	2	1	0	0	0	0	0	0	1	0	0	20	23:00	0	3	1	0	0	0	0	0	1	0	0	5		
11:15	0	24	2	0	0	0	0	0	3	0	0	0	0	29	23:15	0	2	0	0	1	0	0	0	1	0	0	4		
11:30	0	17	3	1	0	0	0	0	6	0	1	0	0	28	23:30	0	1	1	0	0	0	0	0	0	0	0	2		
11:45	0	18	2	0	1	0	0	0	7	0	0	0	0	28	23:45	0	1	0	0	0	0	0	0	0	0	0	1		
TOTAL	4	271	69	3	21	1	0	1	103	4	16	0	0	493	TOTAL	10	470	142	8	49	11	0	3	121	0	5	1	0	820

AM PEAK HOUR
11:00 AM
AM PEAK VOLUME
105

PM PEAK HOUR
1:00 PM
PM PEAK VOLUME
127

CLASS 1	Class 1 — Motorcycles	CLASS 8	3 to 4 Axles, Single Trailer
CLASS 2	Passenger Cars	CLASS 9	5 Axles, Single Trailer
CLASS 3	2 Axles, 4-Tire Single Units	CLASS 10	6 or More Axles, Single Trailer
CLASS 4	Buses	CLASS 11	5 or Less Axles, Multi-Trailers
CLASS 5	2 Axles, 6-Tire Single Units	CLASS 12	6 Axles, Multi-Trailers
CLASS 6	3 Axles, Single Unit	CLASS 13	7 or More Axles, Multi-Trailers
CLASS 7	4 or More Axles, Single Unit		

TOTAL: AM+PM	14	741	211	11	70	12	0	4	224	4	21	1	0	1,313
% OF TOTAL	1.1%	56.4%	16.1%	0.8%	5.3%	0.9%	0.0%	0.3%	17.1%	0.3%	1.6%	0.1%	0.0%	100.0%

24-HOUR ROADWAY SEGMENT COUNTS (WITH FHWA CLASSIFICATION)

PREPARED BY: AimTD LLC. tel: 714 253 7888 cs@aimtd.com

DATE: Tuesday, October 01, 2024
JOB #: SC4923

CITY: Baker
LOCATION: CLASS1 Baker Blvd between Mill Rd and Kelbaker Rd.

AM TIME	COMBINED													TOTAL	PM Time	COMBINED													TOTAL	
	1	2	3	4	5	6	7	8	9	10	11	12	13			1	2	3	4	5	6	7	8	9	10	11	12	13		
0:00	0	3	1	0	1	0	0	0	3	0	0	0	0	8	12:00	0	43	11	1	2	0	0	1	11	0	0	0	0	69	
0:15	0	4	2	0	1	0	0	0	2	0	0	0	0	9	12:15	0	45	9	0	2	0	0	0	14	0	0	0	0	70	
0:30	0	13	0	0	0	0	0	0	1	0	1	0	0	15	12:30	0	48	11	0	1	0	0	0	8	0	0	0	0	68	
0:45	0	4	1	0	1	0	0	1	1	0	1	0	0	9	12:45	0	50	3	0	3	0	0	0	10	0	0	0	0	66	
1:00	0	7	2	0	0	0	0	1	2	0	0	0	0	12	13:00	3	45	7	0	2	1	0	0	5	0	0	0	0	63	
1:15	0	6	1	0	0	0	0	0	1	0	0	0	0	8	13:15	0	55	15	0	3	0	0	0	8	0	1	0	0	82	
1:30	0	4	0	0	1	0	0	0	2	0	0	0	0	7	13:30	0	48	4	0	2	0	0	0	9	0	1	0	0	64	
1:45	0	4	0	0	0	0	0	0	1	0	0	0	0	5	13:45	1	38	8	0	5	1	0	0	6	0	0	0	0	59	
2:00	0	1	1	0	1	0	0	0	4	0	0	0	0	7	14:00	0	47	8	0	4	0	0	0	5	0	1	0	0	65	
2:15	0	2	1	0	0	0	0	0	2	0	0	0	0	5	14:15	1	23	5	0	1	2	0	2	8	0	1	0	0	43	
2:30	0	9	0	0	0	0	0	0	1	0	0	0	0	10	14:30	0	34	6	0	3	0	0	0	4	1	0	0	0	48	
2:45	1	5	1	0	0	0	0	0	2	0	0	0	0	9	14:45	0	42	3	0	3	1	0	0	8	0	0	0	0	57	
3:00	1	3	1	0	0	0	0	0	1	0	0	0	0	6	15:00	0	29	9	0	0	0	0	0	6	0	0	0	0	44	
3:15	0	7	3	0	0	0	0	0	1	0	0	0	0	11	15:15	0	14	6	0	0	0	0	0	2	0	0	0	0	22	
3:30	0	2	0	0	2	0	0	0	2	0	0	0	0	6	15:30	1	30	6	0	2	1	0	0	8	0	0	0	0	48	
3:45	0	2	1	0	1	0	0	0	5	0	1	0	0	10	15:45	0	27	4	1	2	0	0	0	9	0	0	0	0	43	
4:00	0	2	0	0	0	0	0	0	3	0	0	0	0	5	16:00	0	27	5	0	1	0	0	0	5	0	1	0	0	39	
4:15	0	1	1	0	1	0	0	0	3	0	0	0	0	6	16:15	6	32	12	0	3	0	0	0	9	0	2	0	0	64	
4:30	0	2	2	0	2	0	0	0	5	0	3	0	0	14	16:30	0	29	5	0	3	0	0	0	8	0	0	0	0	45	
4:45	0	3	0	0	0	0	0	0	4	0	1	0	0	8	16:45	1	21	10	0	1	0	0	0	5	0	0	0	0	38	
5:00	0	2	0	0	0	0	0	0	6	0	1	0	0	9	17:00	0	30	4	0	1	0	0	0	6	0	0	0	0	41	
5:15	0	7	2	0	1	0	0	0	1	0	0	0	0	11	17:15	0	21	4	0	0	0	0	0	4	0	0	0	0	29	
5:30	0	8	4	0	0	0	0	0	6	0	0	0	0	18	17:30	0	24	4	0	0	0	0	0	8	0	0	0	0	36	
5:45	0	10	2	0	1	0	0	0	3	0	1	0	0	17	17:45	1	17	7	1	3	1	0	0	5	0	0	1	0	36	
6:00	0	3	2	0	0	0	0	0	6	1	1	0	0	13	18:00	1	27	10	0	6	2	0	0	0	5	0	0	0	0	51
6:15	0	11	1	0	1	0	0	0	9	0	2	0	0	24	18:15	1	14	7	0	5	1	0	1	4	0	0	0	0	33	
6:30	0	7	4	0	0	1	0	0	7	0	1	0	0	20	18:30	0	14	4	0	3	0	1	0	4	0	0	0	0	26	
6:45	0	17	9	0	3	1	0	0	1	4	0	1	0	36	18:45	0	13	4	2	7	0	0	1	1	0	0	0	0	28	
7:00	0	21	5	0	2	0	0	0	4	0	0	0	0	32	19:00	2	13	9	2	4	2	0	1	3	0	0	0	0	36	
7:15	1	11	1	0	2	1	0	0	6	0	2	0	0	24	19:15	0	13	10	1	4	0	0	1	2	0	0	0	0	31	
7:30	0	10	8	0	0	0	0	0	8	0	1	0	0	27	19:30	1	11	9	1	5	0	0	1	2	0	0	0	0	30	
7:45	0	13	3	0	0	0	0	1	7	0	1	0	0	25	19:45	1	15	3	2	2	1	0	0	2	0	0	0	0	26	
8:00	1	11	2	0	2	0	0	0	7	0	2	0	0	25	20:00	1	21	3	1	2	0	0	0	4	0	0	0	0	32	
8:15	2	14	10	0	1	0	0	0	7	0	1	0	0	35	20:15	1	9	5	0	3	2	0	0	2	0	0	0	0	22	
8:30	0	22	6	0	2	0	0	0	6	1	2	0	0	39	20:30	2	16	9	0	6	2	0	0	2	0	0	0	0	37	
8:45	0	19	7	0	1	1	0	0	7	0	0	0	0	35	20:45	1	11	7	1	0	2	0	0	2	0	0	0	0	24	
9:00	0	17	9	0	0	0	0	0	5	0	0	0	0	31	21:00	1	19	5	0	1	1	0	0	4	0	0	0	0	31	
9:15	0	24	2	0	1	0	0	0	6	0	2	0	0	35	21:15	0	15	6	1	5	0	0	0	3	0	0	0	0	30	
9:30	0	16	2	0	2	0	0	0	9	0	1	0	0	30	21:30	1	10	3	2	1	1	0	0	1	0	0	0	0	19	
9:45	0	18	10	1	1	0	0	0	4	2	2	0	0	38	21:45	0	16	5	0	2	0	0	1	3	0	1	0	0	28	
10:00	1	24	5	0	4	0	0	0	0	0	0	0	0	34	22:00	0	14	4	1	2	0	0	1	3	0	0	0	0	25	
10:15	2	25	2	0	2	0	0	0	6	0	1	0	0	38	22:15	0	6	4	0	1	0	0	0	1	0	0	0	0	12	
10:30	0	26	6	0	3	0	0	0	1	0	0	0	0	36	22:30	2	7	7	1	2	1	0	0	1	0	0	0	0	21	
10:45	0	25	5	0	2	0	0	0	8	0	2	0	0	42	22:45	0	12	6	0	0	0	0	0	0	0	0	0	0	18	
11:00	1	29	4	1	0	0	0	0	2	0	1	0	0	38	23:00	0	9	1	0	0	0	0	0	2	0	0	0	0	12	
11:15	0	38	5	0	2	0	0	0	5	0	0	0	0	50	23:15	0	6	4	0	1	0	0	1	2	0	0	0	0	14	
11:30	0	30	5	1	1	0	0	0	7	0	2	0	0	46	23:30	0	3	3	0	0	0	0	0	0	0	0	0	0	6	
11:45	3	34	10	0	2	0	0	0	10	0	1	0	0	60	23:45	0	8	3	0	0	0	0	0	1	0	0	0	0	12	
TOTAL	13	576	149	3	47	4	0	4	203	4	35	0	0	1,038	TOTAL	29	1,121	297	18	109	22	1	11	225	1	8	1	0	1,843	

AM PEAK HOUR
11:00 AM
AM PEAK VOLUME
194

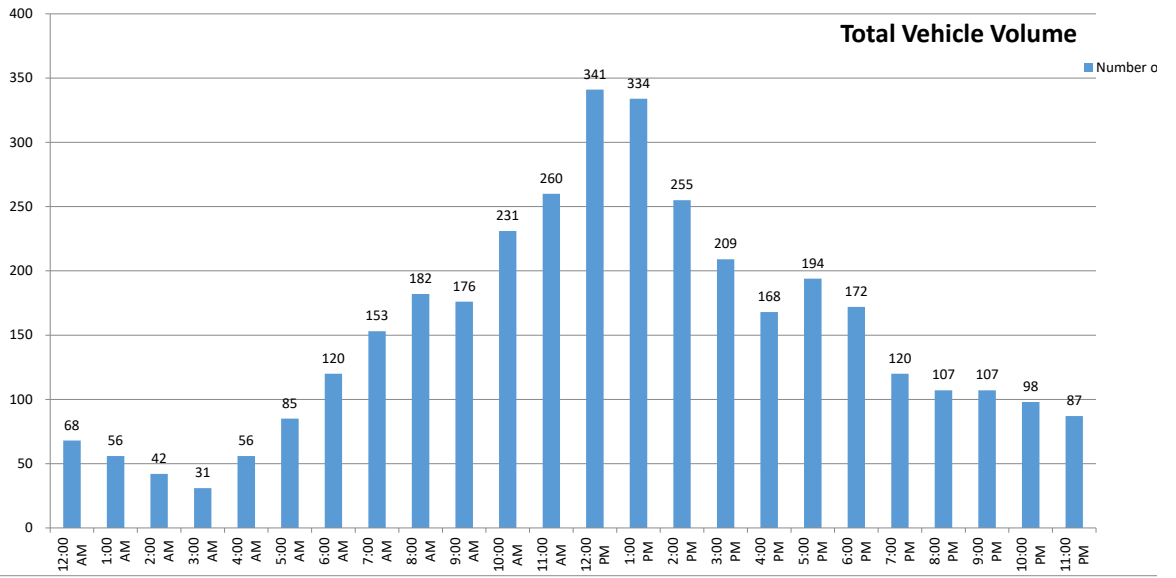
PM PEAK HOUR
12:30 PM
PM PEAK VOLUME
279

CLASS 1	Class 1 — Motorcycles	CLASS 8	3 to 4 Axles, Single Trailer
CLASS 2	Passenger Cars	CLASS 9	5 Axles, Single Trailer
CLASS 3	2 Axles, 4-Tire Single Units	CLASS 10	6 or More Axles, Single Trailer
CLASS 4	Buses	CLASS 11	5 or Less Axles, Multi-Trailers
CLASS 5	2 Axles, 6-Tire Single Units	CLASS 12	6 Axles, Multi-Trailers
CLASS 6	3 Axles, Single Unit	CLASS 13	7 or More Axles, Multi-Trailers
CLASS 7	4 or More Axles, Single Unit		

TOTAL: AM+PM	42	1,697	446	21	156	26	1	15	428	5	43	1	0	2,881
% OF TOTAL	1.5%	58.9%	15.5%	0.7%	5.4%	0.9%	0.0%	0.5%	14.9%	0.2%	1.5%	0.0%	0.0%	100.0%

24 Hour Volume Plot
Baker
CLASS1 Baker Blvd between Mill Rd and Kelbaker Rd.
 9/25/2024

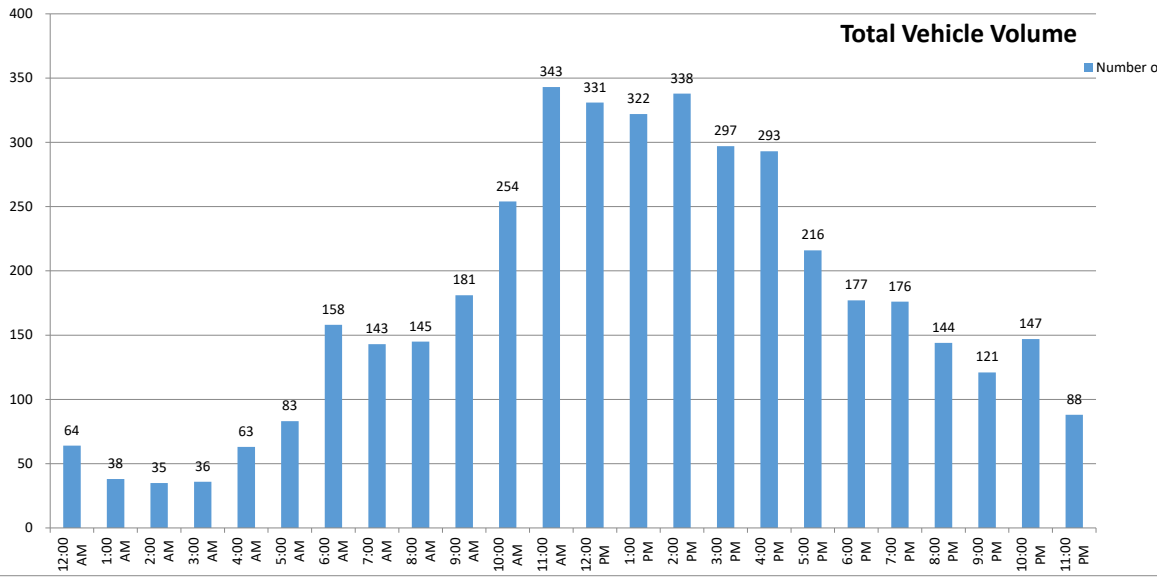
Start Time	Volume
12:00 AM	68
1:00 AM	56
2:00 AM	42
3:00 AM	31
4:00 AM	56
5:00 AM	85
6:00 AM	120
7:00 AM	153
8:00 AM	182
9:00 AM	176
10:00 AM	231
11:00 AM	260
12:00 PM	341
1:00 PM	334
2:00 PM	255
3:00 PM	209
4:00 PM	168
5:00 PM	194
6:00 PM	172
7:00 PM	120
8:00 PM	107
9:00 PM	107
10:00 PM	98
11:00 PM	87
Total	3,652



Volumes represent the combined totals for both directions

24 Hour Volume Plot
Baker
CLASS1 Baker Blvd between Mill Rd and Kelbaker Rd.
 9/26/2024

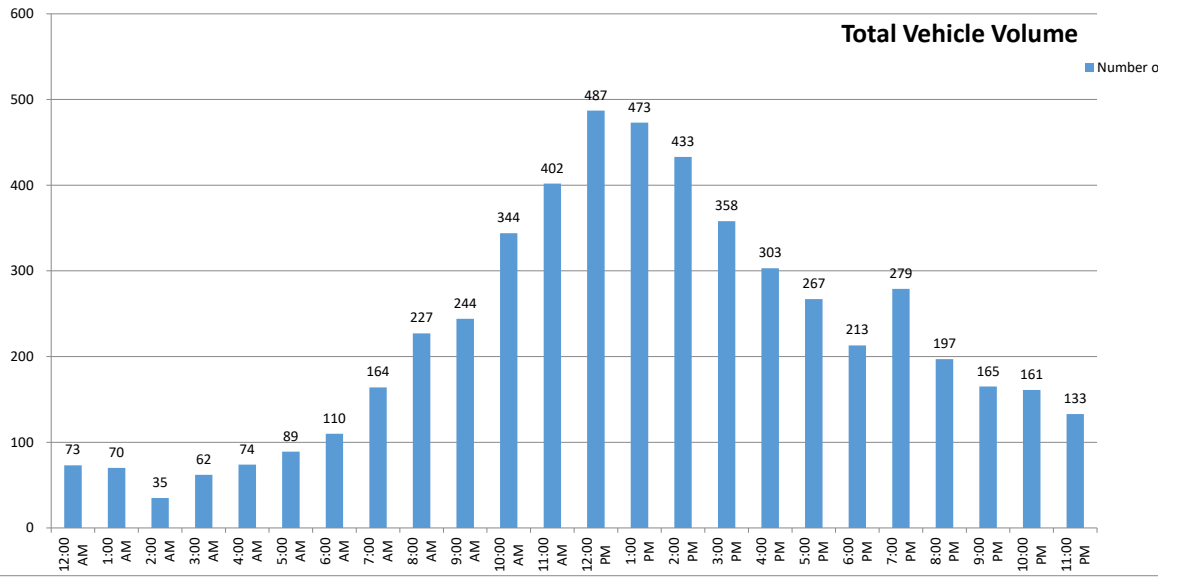
Start Time	Volume
12:00 AM	64
1:00 AM	38
2:00 AM	35
3:00 AM	36
4:00 AM	63
5:00 AM	83
6:00 AM	158
7:00 AM	143
8:00 AM	145
9:00 AM	181
10:00 AM	254
11:00 AM	343
12:00 PM	331
1:00 PM	322
2:00 PM	338
3:00 PM	297
4:00 PM	293
5:00 PM	216
6:00 PM	177
7:00 PM	176
8:00 PM	144
9:00 PM	121
10:00 PM	147
11:00 PM	88
Total	4,193



Volumes represent the combined totals for both directions

24 Hour Volume Plot
Baker
CLASS1 Baker Blvd between Mill Rd and Kelbaker Rd.
 9/27/2024

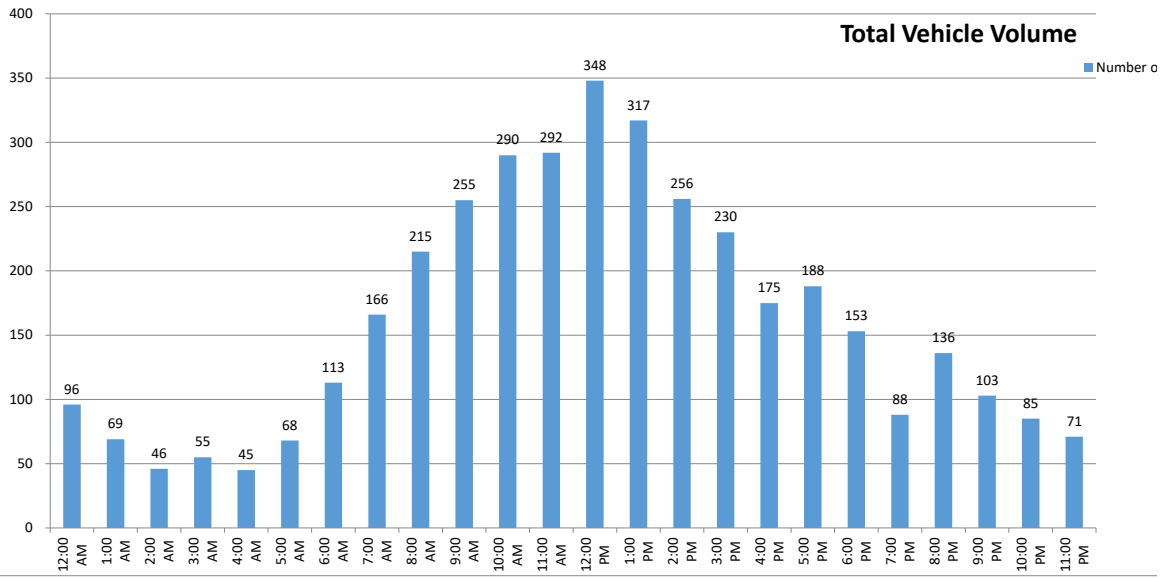
Start Time	Volume
12:00 AM	73
1:00 AM	70
2:00 AM	35
3:00 AM	62
4:00 AM	74
5:00 AM	89
6:00 AM	110
7:00 AM	164
8:00 AM	227
9:00 AM	244
10:00 AM	344
11:00 AM	402
12:00 PM	487
1:00 PM	473
2:00 PM	433
3:00 PM	358
4:00 PM	303
5:00 PM	267
6:00 PM	213
7:00 PM	279
8:00 PM	197
9:00 PM	165
10:00 PM	161
11:00 PM	133
Total	5,363



Volumes represent the combined totals for both directions

24 Hour Volume Plot
Baker
CLASS1 Baker Blvd between Mill Rd and Kelbaker Rd.
 9/28/2024

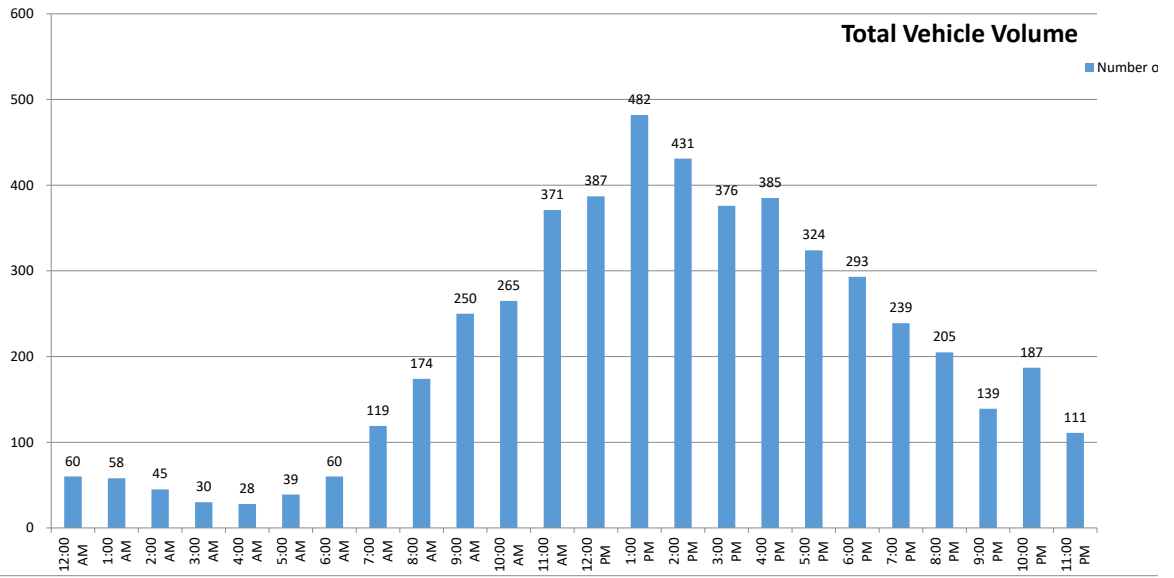
Start Time	Volume
12:00 AM	96
1:00 AM	69
2:00 AM	46
3:00 AM	55
4:00 AM	45
5:00 AM	68
6:00 AM	113
7:00 AM	166
8:00 AM	215
9:00 AM	255
10:00 AM	290
11:00 AM	292
12:00 PM	348
1:00 PM	317
2:00 PM	256
3:00 PM	230
4:00 PM	175
5:00 PM	188
6:00 PM	153
7:00 PM	88
8:00 PM	136
9:00 PM	103
10:00 PM	85
11:00 PM	71
Total	3,860



Volumes represent the combined totals for both directions

24 Hour Volume Plot
Baker
CLASS1 Baker Blvd between Mill Rd and Kelbaker Rd.
 9/29/2024

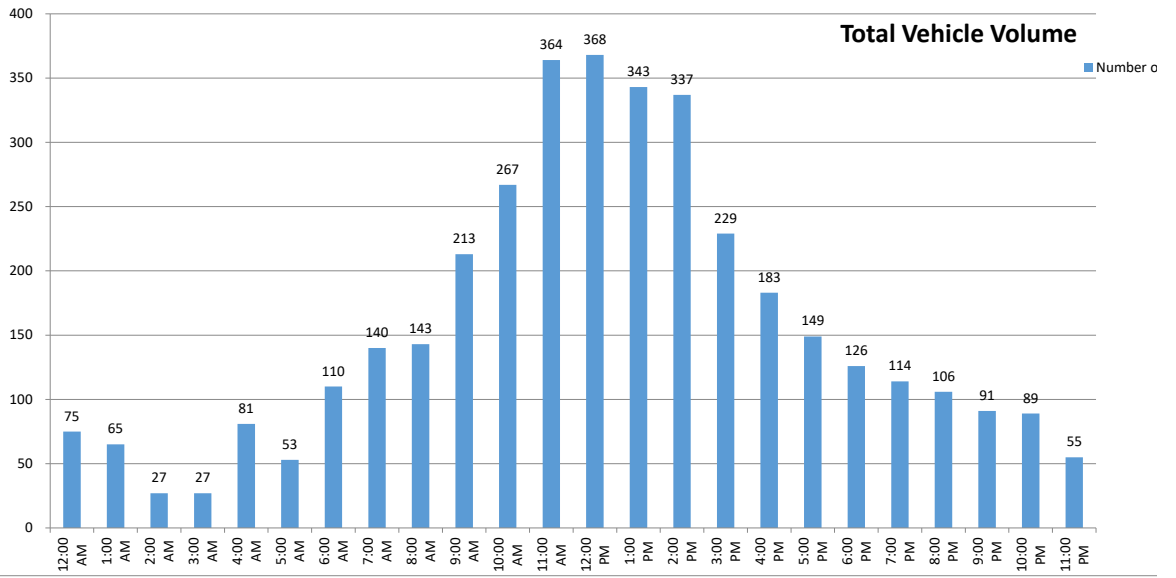
Start Time	Volume
12:00 AM	60
1:00 AM	58
2:00 AM	45
3:00 AM	30
4:00 AM	28
5:00 AM	39
6:00 AM	60
7:00 AM	119
8:00 AM	174
9:00 AM	250
10:00 AM	265
11:00 AM	371
12:00 PM	387
1:00 PM	482
2:00 PM	431
3:00 PM	376
4:00 PM	385
5:00 PM	324
6:00 PM	293
7:00 PM	239
8:00 PM	205
9:00 PM	139
10:00 PM	187
11:00 PM	111
Total	5,058



Volumes represent the combined totals for both directions

24 Hour Volume Plot
Baker
CLASS1 Baker Blvd between Mill Rd and Kelbaker Rd.
 9/30/2024

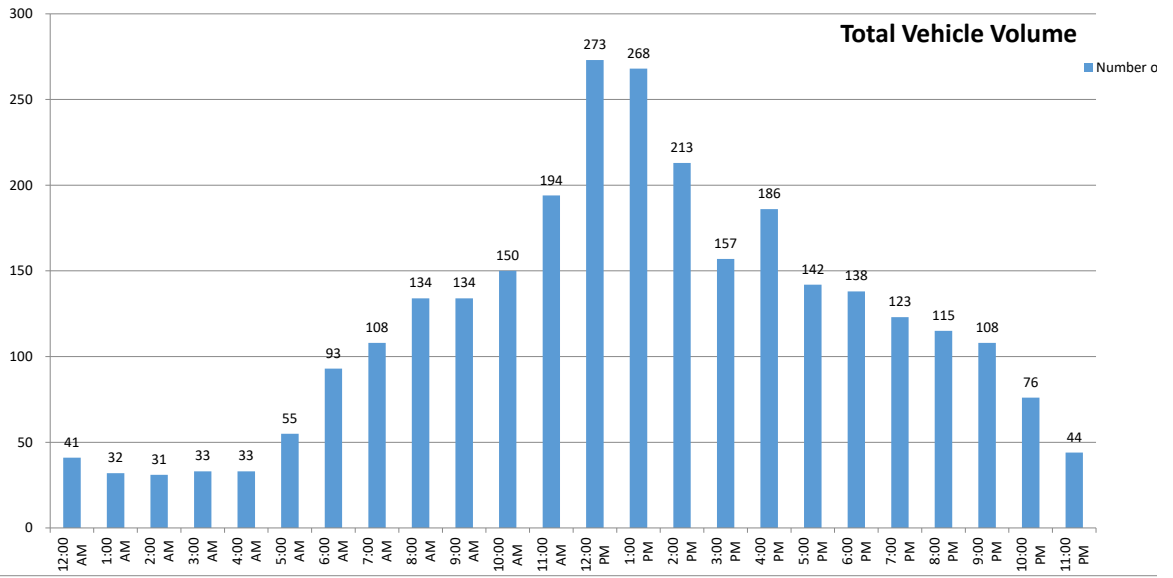
Start Time	Volume
12:00 AM	75
1:00 AM	65
2:00 AM	27
3:00 AM	27
4:00 AM	81
5:00 AM	53
6:00 AM	110
7:00 AM	140
8:00 AM	143
9:00 AM	213
10:00 AM	267
11:00 AM	364
12:00 PM	368
1:00 PM	343
2:00 PM	337
3:00 PM	229
4:00 PM	183
5:00 PM	149
6:00 PM	126
7:00 PM	114
8:00 PM	106
9:00 PM	91
10:00 PM	89
11:00 PM	55
Total	3,755



Volumes represent the combined totals for both directions

24 Hour Volume Plot
Baker
CLASS1 Baker Blvd between Mill Rd and Kelbaker Rd.
 10/1/2024

Start Time	Volume
12:00 AM	41
1:00 AM	32
2:00 AM	31
3:00 AM	33
4:00 AM	33
5:00 AM	55
6:00 AM	93
7:00 AM	108
8:00 AM	134
9:00 AM	134
10:00 AM	150
11:00 AM	194
12:00 PM	273
1:00 PM	268
2:00 PM	213
3:00 PM	157
4:00 PM	186
5:00 PM	142
6:00 PM	138
7:00 PM	123
8:00 PM	115
9:00 PM	108
10:00 PM	76
11:00 PM	44
Total	2,881



Volumes represent the combined totals for both directions